


19

2012-13 PHILADELPHIA
FLYERS

17

**MEDIA GUIDE**



**ZERO
CALORIES
MAXIMUM
PEPSI® TASTE
ALL FLYERS®**



PEPSI, PEPSI MAX and the Pepsi Globe are registered trademarks of PepsiCo, Inc. All NHL logos and marks and NHL team logos and marks depicted herein are the property of the NHL and the respective NHL teams and may not be reproduced without the prior written consent of NHL Enterprises, L.P. © NHL 2011. All Rights Reserved. YAH144543-9/11

TABLE OF CONTENTS

THE ORGANIZATION

Comcast-Spectacor.....	2-3
Staff Directory.....	4
Ed Snider.....	5
Peter A. Luukko.....	6
Fred Shabel.....	7
Russ Chandler/Phil Weinberg.....	8
Senior Management.....	9
Wells Fargo Center.....	10-12
Ed Snider Youth Hockey Foundation.....	13
Xfinity Live.....	14-15
Philadelphia Flyers Directory.....	16-17
Paul Holmgren.....	18
Peter Laviolette.....	19
Craig Berube/Kevin McCarthy.....	20
Joe Mullen/Jeff Reese.....	21
Adam Patterson/Derian Hatcher.....	22
Bob Clarke.....	23
Barry Hanrahan/John Paddock.....	24
Chris Pryor/Ian Laperriere.....	25
Dave Brown/ Athletic Trainers.....	26
Equipment Managers.....	27
Flyers Executive Staff.....	28-31
Ron Ryan/Keith Allen.....	32
Flyers Personnel.....	33-40
Broadcasters.....	41-42

THE PLAYERS

Philadelphia Flyers.....	43-121
In the System.....	122-136
2012 Draft Pick Profiles.....	137-138
Adirondack Phantoms.....	139-140

2011-2012 STATISTICS AND RECORDS

Final NHL Standings.....	141
Final Statistics.....	142-143
Stanley Cup Playoff Results.....	144
NHL Award Winners.....	145
Final Regular Season Scoring.....	146
Game-by-Game Summary.....	147-150
Final Playoff Scoring.....	151
Playoff Game-by-Game Results.....	152
Flyers vs. NHL Teams.....	153-181
Eastern Conference Quarterfinals.....	182
Eastern Conference Semifinals.....	183

ALL-TIME STATISTICS AND RECORDS

Record by game.....	184-185
All-Time Record vs. NHL Teams.....	186-187
Regular Season Records	
vs. NHL Teams – At a Glance.....	188-210
Regular Season Records – Year-by-Year.....	211
Regular Season Home and Away Records.....	212
Regular Season Overtime Records.....	213
Regular Season Home Attendance Records.....	214
Regular Season Opening Game Records.....	215-216

Coaching Records.....	217
Regular Season Team Leaders.....	218-219
Top Rookie Scorers.....	219
Regular Season Scoring and Penalty Records.....	220-224
Regular Season Goaltender Records.....	225
Regular Season Leaders.....	226
Regular Season Streaks.....	227-228
Flyers All-Time Regular Season Records.....	228-231
All-Time Penalty Shots.....	232
All-Time Penalty Shots vs. Flyers.....	233
All-Time Flyers Hat Tricks.....	234-237
All-Time Hat Tricks vs. Flyers.....	238-240
All-Time Flyers Shutouts.....	240-242
All-Time Shutouts vs. Flyers.....	242-243
All-Time Regular Season Overtime Decisions.....	244-246
Flyers Year-by-Year Shootout Results.....	247-249
Flyers All-Time Shootout Results vs. NHL Teams.....	250-252
All-Time Draft Choices.....	253-255
All-Time Roster.....	256-260
All-Time Numerical Roster.....	261-264
Flyers History.....	265
All-Time Flyers Trades.....	266-275
Flyers Honor Roll.....	276-279
All-Time Flyers Historic Moments.....	280-293
Flyers Playoff Records vs. NHL Teams.....	295
Playoff Series History vs. Each Team.....	296-297
Flyers Playoff Overtime Record vs. NHL Teams.....	297
Flyers Stanley Cup Playoff Results.....	298-303
Flyers All-Time Playoff Scoring.....	303-305
Flyers All-Time Playoff Goaltending Records.....	306
Flyers All-Time Playoff Leaders.....	306
Flyers All-Time Playoff Game-Winning Goals.....	307
Flyers Playoff Records.....	307-312
Flyers Best-of-Seven Playoff Series Records.....	313
Flyers Playoff Overtime Results.....	314
Flyers Playoff Hat Tricks.....	315
Flyers Playoff Penalty Shots.....	316
Flyers Community Relations & Youth and Amateur Hockey.....	317-326

NHL INFORMATION

Sports Medicine Glossary.....	327-330
NHL Information.....	331
Hockey Operations.....	332-334
NHL Team Directory.....	335
NHL.....	336
2012-13 NHL On-Ice Officials.....	337
2012-13 NHL Critical Dates.....	338
NHL Regular Season Schedule.....	339-350

MEDIA INFORMATION

Flyers Media.....	351-352
-------------------	---------



Providing a Total★Entertainment Experience

Comcast-Spectacor continues to establish itself as a leader in the sports and entertainment industry, providing high quality sports and entertainment to millions of fans across North America.

In addition to owning the **Philadelphia Flyers**, Comcast-Spectacor operates arenas, convention centers, stadiums, and theaters through its subsidiary **Global Spectrum**; provides food, beverage, and catering services to these and other venues through its subsidiary **Ovations Food Services**; sells millions of tickets to events and attractions at a variety of public assembly venues through either **Paciolan**, a leader in providing venue establishment, ticketing, fundraising and ticketing technology, or through **New Era Tickets**, a complete, full-service ticketing company; and enhances revenue streams for

PHILADELPHIA FLYERS • GLOBAL SPECTRUM • OVATIONS FOOD SERVICES • NEW ERA TICKETS • FRONT ROW MARKETING • WELLS FARGO COMPLEX



WELLS FARGO COMPLEX • FLYERS SKATE ZONE • COMCAST SPORTSNET • DISSON SKATING • COMCAST-SPECTACOR FOUNDATION • PHILADELPHIA FLYERS





public assembly facilities and other clients through its subsidiary **Front Row Marketing Services.**

Comcast-Spectacor also owns a series of community ice hockey rinks, **Flyers Skate Zone.**

Comcast-Spectacor is committed to improving the quality of life for people in communities it serves. The Comcast-Spectacor Foundation, encompassing Flyers, and Global Spectrum Charities, has contributed more than \$20 million to countless recipients and touched hundreds of thousands of lives.

comcast-spectacor.com

• FLYERS SKATE ZONE • COMCAST SPORTSNET • DISSON SKATING • COMCAST-SPECTACOR FOUNDATION • PHILADELPHIA FLYERS • GLOBAL SPECTRUM •



OVATIONS FOOD SERVICES • NEW ERA TICKETS • FRONT ROW MARKETING • WELLS FARGO COMPLEX • FLYERS SKATE ZONE • COMCAST SPORTSNET



COMCAST-SPECTACOR STAFF DIRECTORY

OFFICE OF THE CHAIR

Ed Snider Chairman
 Peter A. Luukko President & Chief Operating Officer
 Fred Shabel Vice Chairman
 Russ Chandler Executive Vice President,
 Chief Financial Officer
 Phil Weinberg Executive Vice President,
 General Counsel
 Sandy Lipstein Emeritus

COMCAST-SPECTACOR SENIOR MANAGEMENT

John Page Sr. Vice President/COO, Global Spectrum
 Mary Ann Saleski Sr. Vice President,
 Comcast-Spectacor Foundation
 Mich Sauers Sr. Vice President, Business Development
 Michael Ahearn Vice President, Operations
 Bob Baer Vice President, Finance & Corporate Controller
 Lew Bostic Vice President, Risk Management
 Gail Clark Vice President, Project Development
 Fran Cassidy Vice President, Premium Seating
 Mark DiMaurizio Vice President, Technology Solutions
 Pat Ferrill Vice President,
 Risk Management and Development
 Todd Glickman Vice President,
 Sales & Client Relations, Global Spectrum
 Mike Hasson Vice President, Security and Services
 Lane Miller Vice President, Human Resources
 Peggy Moroz Vice President, 3601 Creative Group
 Matt Homan Vice President and General Manager,
 Wells Fargo Complex
 Ike Richman Vice President, Public Relations
 Brian Rothenberg VP Sr. Assistant General Counsel
 Bob Schwartz Vice President, Marketing

GROUP SALES

Tom McDonnell Director
 Angela Deeb Family Shows Account Executive
 Reta Feldman Sports Account Executive
 Joe Rossi Sports Account Executive

PREMIUM SEATING

Jimmy Dunk Director
 Julie Battista Manager of Finance & Inventory
 Anthony Monaco Sales Manager
 Matt Kane Sales Executive
 Alex Macy Sales Executive
 Tyler McAllister Sales Executive
 Dominic Micali Sales Executive
 Pat Ryan Sales Executive

PREMIUM SERVICES

Graig Selgrath Director
 Eric Stiles Premium Membership Manager, Cadillac Grille
 Niles McFate Membership Sales Executive, Cadillac Grille
 Katie Porco Membership Sales Executive, Cadillac Grille
 Chad Cavanaugh Customer Service Rep
 Jennifer Frasier Customer Service Rep

AD SALES DEPARTMENT

Bo Koelle Director
 Jacqueline Halligan Sponsorship Manager
 Shannan Archer Manager, TV Services
 Bree Daneker Account Coordinator
 Danielle Martinez Account Coordinator
 Mike Garriety Sales Manager
 Jim Heyer Sr. Account Coordinator
 Andrew Humphreys Sr. Account Coordinator
 Michael O'Connor Sr. Account Coordinator
 Joe Watson Sr. Account Coordinator
 Bryan Collins Account Executive
 Bill Hagan Account Executive
 Rich Rodowicz Account Executive
 Dan Rudley Account Executive
 Sheri Wade Contract Services Manager
 John Braun National Sales Manager

MARKETING/PUBLIC RELATIONS

Melissa Schaaf Director of Marketing
 Zack Lloyd Senior Marketing Manager
 Cody Snider Marketing Manager
 Georgiann Michels Marketing Manager
 Megan Doster Assistant Marketing Manager
 Charlotte Zappile Hospitality Director
 Ashley Vanett Hospitality Coordinator

3601 CREATIVE GROUP

Matt Coppola Director, Video & Event Production
 Chris Corey Engineering Manager
 Artie Halstead Flyers Producer
 Chris Shay Senior Editor
 Mike Cahill Motion Graphics Designer
 Joe Lopchinsky Art Director
 Jon Broyles Graphic Designer
 Stuart Topel Creative Director

SECURITY & SERVICES DEPARTMENT

Linda DiJoseph Director, Security Operations
 Tom McFlynn Event Security Manager
 Tim Fitzgerald Building Security Manager
 Jason Blythe Concierge Services Manager
 Paul Garofalo Parking Manager
 Antonio Scull Assistant Parking Manager
 Chris Wegfahrt Event Security Coordinator

HUMAN RESOURCES

Patricia Bock Director
 Nicole Orlosky Director-Global Spectrum
 Maureen Timlin Administrative Manager
 Lauren McNally Benefits Manager
 Emily Pilling Benefits Manager
 John Mansor Employment Manager
 Pete Powell Employee Programs Manager
 Cass Sword Human Resources Assistant

INFORMATION TECHNOLOGY

Bill Savage Director
 Kerry Chester IT Manager, Events
 Meredith Smith Project Manager
 Wayne Brill Director, Infrastructure
 Chris Westcott Manager, Infrastructure


TECHNOLOGY SOLUTIONS

Trip Black Director, Interactive Marketing
 Dennis Nelson Director, CRM and Technology
 Jill Jablonski Senior Business Analyst
 Chris Kosmala Manager, CRM and Technology
 Rick Gehman Asst. Interactive Marketing Manager
 Bryan McIntyre Asst. Interactive Marketing Manager

OPERATIONS/EVENT PRODUCTION

Matt Homan General Manager
 Joe Sheridan Asst. General Manager
 Josh Ingle Director
 Dan Rubino Director, Projects
 Ryan Hemenway Facility Manager
 Tim Allen General Foreman
 Lance Rosenberg Event Manager
 Brian Caputo Event Manager
 Casey Heverling Event Manager

ED SNIDER COMCAST-SPECTACOR CHAIRMAN



Ed Snider is an iconic entrepreneur and true visionary in the sports and entertainment industry. His emergence as a leader in the Philadelphia sports market began in 1966 when he brought a National Hockey League franchise to the city as the founder of the Philadelphia Flyers. He became the driving force behind the construction of the Spectrum and assumed control of the building in 1971. In 1974, Snider created Spectacor as the management company to oversee the Flyers and Spectrum. Over the next 20 years, Spectacor experienced unprecedented growth, earning national acclaim for its impact in the sports and entertainment business. Under Snider's guidance, Spectacor developed and acquired nearly a dozen related companies. Snider also originated and developed PRISM, the country's largest regional pay television network, and he and his son Jay created one of the nation's first all-sports radio stations, WIP, in 1987.

In 1996, Snider merged Spectacor with the Comcast Corporation to form Comcast-Spectacor. The new venture initially consisted of the Philadelphia Flyers, Philadelphia 76ers, Wells Fargo Center, The Spectrum, and the Philadelphia Phantoms. Comcast-Spectacor then joined with the Philadelphia Phillies to form Comcast SportsNet, one of the highest-rated regional sports cable networks in the country.

Since the turn of the new century, Comcast-Spectacor has developed Global Spectrum, an international facilities management company; Ovations Food Services, an international concessions company; New Era Tickets; and the Flyers Skate Zones. These entities all represent components of Snider's vision: "Take what you do well and grow it."

One of Snider's most recent and proudest accomplishments is the creation of the Ed Snider Youth Hockey Foundation, which provides underserved children from inner-city communities with the opportunity to learn to play ice hockey at area rinks. The program features an educational component that emphasizes the importance of staying in school, community service and goal-setting. In 2008, by taking control of funding and operations, the Foundation rescued three Philadelphia inner-city ice-skating rinks that budgetary constraints had forced the city to target for closure. This partnership quickly grew to include the staffing and programming at all five of the city's public rinks. In 2011, the Foundation matched a grant by the Commonwealth to fund a \$13 million renovation project that will ensure the long-range sustainability of these vital community resources and result in the enclosure of up to four of these rinks for year round use.

Snider's success and business acumen have been widely recognized by his peers. He was elected to the Hockey Hall of Fame in 1988 and serves on the NHL's Executive Committee. He is a recipient of the Lester Patrick Award for outstanding service to hockey in the United States and has been elected to the US Hockey Hall of Fame, the Pennsylvania Sports Hall of Fame, the Philadelphia Sports Hall of Fame, the Philadelphia Jewish Sports Hall of Fame, the Washington, DC Jewish Sports Hall of Fame, and the Flyers Hall of Fame. In 2005, he received the Greater Philadelphia Chamber of Commerce's William Penn Award, the most prestigious business honor in the region, and the Ellis Island Medal of Honor awarded to Americans of all ethnic backgrounds who have made significant contributions to our society.

Snider has received honorary degrees from Hahnemann University and Thomas Jefferson Hospital. He is also the benefactor of the Sol C. Snider Entrepreneurial Center of the Wharton School of the University of Pennsylvania and Vice Chairman of the Simon Wiesenthal Center.

Snider's philanthropic generosity has benefitted numerous organizations and agencies throughout the Greater Philadelphia Region.

In May 1999, readers of the Philadelphia Daily News selected him as Philly's greatest mover and shaker of the millennium.

Snider resides in suburban Philadelphia. His children are daughters Lindy, Tina, and Sarena and sons Craig, Jay, and Samuel, as well as 15 grandchildren.

PETER A. LUUKKO **PRESIDENT / COO, COMCAST-SPECTACOR** **CHAIRMAN, GLOBAL SPECTRUM**



Peter A. Luukko is President and Chief Operating Officer of Comcast-Spectacor. He works closely with Comcast-Spectacor Chairman Ed Snider in overseeing the day-to-day operations of all of the company's interests.

Additionally, Luukko, who is also Chairman of Global Spectrum, is responsible for creating new business opportunities for Comcast-Spectacor in the fields of facility management, sports ownership and operation, food and concessions, as well as consulting in those same fields.

Luukko's extensive sports management career began in 1981 after parlaying an internship at the New Haven Coliseum into a position as the director of marketing for the facility. He later joined the Providence Civic Center as the facility's assistant general manager. In 1985 Luukko joined Spectacor Management Group (SMG), at the time owned in part by Snider,

and soon became Vice President of SMG's Western Region and facility manager for SMG's Los Angeles Coliseum and Sports Arena. During that time, he was credited for greatly improving the facilities' reputation. In addition, he had spent time overseeing other SMG facilities.

In 1993, Luukko left SMG to become President of the Spectrum. In the following years he became responsible for managing Comcast-Spectacor's growing interests, and helped the company become a nationally recognized leader in sports and entertainment with the acquisition of Globe Facility Services in 2000. After renaming the company Global Spectrum, the public assembly management firm grew from seven facilities in 2000 to just over 105 facilities in 2011. Additionally in 2000, Comcast-Spectacor acquired Leisure Food Services and renamed the company Ovations Food Services. Comcast-Spectacor made a significant investment into a ticketing technology company, Paciolan, and employed its technology to create a full-service ticketing company, New Era Tickets, in 2004. Comcast-Spectacor acquired 100 percent of Paciolan from Live Nation in 2010.

Under Luukko's leadership, Comcast-Spectacor helped Philadelphia garner national attention and awareness by attracting several high-profile events to the city of Philadelphia, including the 2000 Republican National Convention, the 2000 NCAA Women's Final Four, the 2001 NCAA Men's East Regionals, the 2001 and 2002 X-Games, the 2002 NBA All-Star Weekend, the 2008 U.S. Olympic Team Trials for Gymnastics, the 2011 NCAA Wrestling Championships, the 2014 NCAA Frozen Four, and numerous other sports and entertainment events.

A recognized leader in the facility management industry, Luukko was the 2000 recipient of the City of Hope's Tri-State Labor Award. He also received the 2002 prestigious Harold J. VanderZwaag Distinguished Alumnus Award from the Sports Management Program of the University of Massachusetts for his accomplishments in the field of sports management.

Luukko actively serves on the Board of Directors for the Philadelphia Sports Congress, and the Ed Snider Youth Hockey Foundation. He also serves on the National Hockey League's Board of Governors.

Luukko is a hockey player, hockey coach, and hockey parent. He is a graduate of the University of Massachusetts. He and his wife, Casey, along with their children Nick, Dana, and Max, reside in West Chester, Pennsylvania. His son Nick was drafted by the Flyers in the sixth round of the 2010 NHL Entry Draft.

FRED SHABEL VICE CHAIRMAN OF COMCAST-SPECTACOR



Fred A. Shabel is Vice-Chairman of Comcast-Spectacor. He has been with Comcast-Spectacor for 30 years. During that time, Shabel has guided the company's transition from being a local sports team in an arena, to being a moving force in the Philadelphia community.

Shabel is an active participant in numerous community organizations. He is a member of the Board of Directors of the Greater Philadelphia Chamber of Commerce; the Honorary Board of Directors of Police Athletic League, the Board of Directors of the Ed Snider Youth Hockey Foundation, as well as a member of the Advisory Board for Arthur Ashe Youth Tennis and Education.

He has served as Chairman of the Greater Philadelphia Tourism Marketing Corporation, as well as on the Board of Directors of the Philadelphia Convention and Visitors Bureau, the Arthritis Foundation, the Board of

Governors of the Institute for Cancer and Blood Diseases, the Philadelphia Sports Congress, the Philadelphia Police Foundation Board, the Philadelphia Geriatric Center, the Central Philadelphia Development Corporation Board and Executive Committee, the Independence Visitor Center Corporation, the Board of Trustees of the Franklin Institute, the Moore College of Art, and Friends of Rittenhouse Square. Other board memberships include One to One Mentoring, Center City District, and the Philadelphia Museum of Art Corporate Partners.

Prior to joining Spectacor as President in 1980, he was Vice President for Operations at the University of Pennsylvania from 1975 to 1980. He was Penn's Athletic Director from 1967 to 1975. In that time, his teams achieved 28 Ivy League titles and numerous national rankings. In 1972-73, Intercollegiate Athletics at Penn accomplished a benchmark season, topping all previous victory records during the school's 26 years in the Ivy League.

During his tenure at the University of Pennsylvania Shabel served as Chairman of the Ivy League Athletic Directors and the Eastern Collegiate Television Committee, and was Director of the Penn Relays.

Shabel began his collegiate athletics career as a member of the Duke University Men's Basketball team where he later became Assistant Basketball Coach under Vic Bubas from 1957 to 1963. He moved on to become Head Basketball Coach at the University of Connecticut and was honored as New England Coach of the Year in 1964. He served as First Lieutenant in the United States Air Force from 1954 to 1956.

He has been the recipient of the Duke Alumni Award, the Penn Varsity Club Award, the University of Pennsylvania Hunter Lott Award, the Anti-Defamation League Torch of Liberty Award, Girl Scouts of Southeastern Pennsylvania "Take the Lead" Champion Award and the Arthur Ashe Youth Tennis and Education "Champions for Children." He was recently inducted into the New England Division I Basketball Hall of Fame in the Coaching Class.

Fred and his wife Irene reside in Center City Philadelphia. He has two grown children; a son, Alan, and a daughter, Lisa; and two grandchildren, Gemma and Samuel.

RUSS CHANDLER EXECUTIVE VICE PRESIDENT CHIEF FINANCIAL OFFICER



Russ Chandler was named Executive Vice President of Finance and Chief Financial Officer for Comcast-Spectacor on August 23, 2010. Prior to joining Comcast-Spectacor, he spent 18 years with Comcast Corporation.

Chandler is responsible for overseeing all day-to-day financial aspects of the company, including financial reporting, budgeting, taxation, and treasury functions. In addition, he serves on Comcast-Spectacor's Office of the Chair, the company's executive management group.

At Comcast, Chandler was heavily involved in the launches of several new networks for Comcast, including PBS Kids Sprout, TV One, and Comcast SportsNet Chicago. He also handled sports television rights negotiations for Comcast with the San Francisco Giants, the Oakland A's, the Portland Trailblazers, the San Jose Sharks, and the Washington Capitals.

Prior to joining Comcast, Chandler was a staff accountant for Deloitte & Touche from 1988 through 1990.

Chandler received a B.S. degree in Business Administration from Boston University School of Management in 1988 and his M.B.A., with honors, from Notre Dame in 1991. He is the father of two young children, son, RJ, and daughter, Elise, and he resides in Mantua, NJ.

PHIL WEINBERG EXECUTIVE VICE PRESIDENT GENERAL COUNSEL



Phil Weinberg has been Executive Vice President/General Counsel at Comcast-Spectacor since the partnership was created in 1996. Previously, Weinberg was Spectacor's Vice President/General Counsel since December of 1990.

Weinberg is responsible for oversight of all the company's legal affairs, including litigation, financing activities, and player related matters. He is an alternate governor to the National Hockey League. He participated in structuring the construction and permanent financing for the Wells Fargo Center (1994) and in the merger between Comcast and Spectacor (1996).

Weinberg received a BA in Political Science from Hamilton College in Clifton, New York, in 1977 and his law degree from Boston University in 1983. Between 1977 and 1980, he served as an assistant to the

Commissioner of the New York City Department of Environmental Protection. Prior to joining Spectacor, he was in the private practice of law for seven years, primarily with the litigation firm of Sprague and Sprague.

He also serves on the Board of Directors of the Ed Snider Youth Hockey Foundation, the Comcast-Spectacor Foundation, White Williams Scholars and Big Brothers/Big Sisters of Southeastern Pennsylvania.

Weinberg resides in Jenkintown, Pennsylvania, with his wife, Terry; daughter, Sydney; and son, Zachary.

COMCAST-SPECTACOR SENIOR MANAGEMENT



John Page
Senior Vice President,
CDO Global Spectrum



Mary Ann Saleski
Senior Vice President,
Comcast-Spectacor
Foundation



Mich Sauers
Senior Vice President,
Business Development



Michael Ahearn
Vice President,
Operations



Bob Baer
Vice President,
Finance and
Corporate Controller



Lew Bostic
Vice President, Risk
Management



Fran Cassidy
Vice President,
Premium Seating



Gail Clark
Vice President,
Project Development



Mark DiMaurizio
Vice President,
Technology Solutions



Pat Ferrill
Vice President Risk
Management and
Development



Mike Hasson
Vice President,
Security and Services



Lane Miller
Vice President,
Human Resources



Peggy Moroz
Vice President,
3601 Creative Group



Matt Homan
General Manager,
Wells Fargo Center



Ike Richman
Vice President,
Public Relations

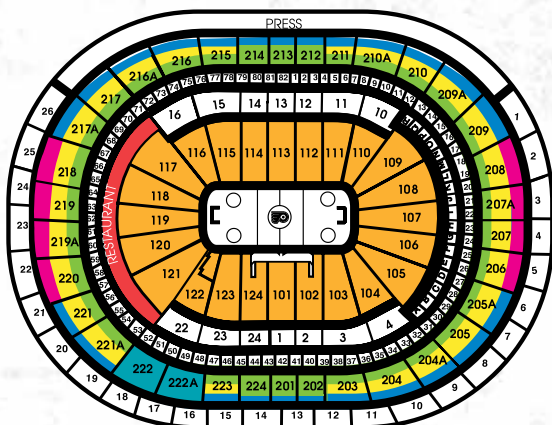


Brian Rothenberg
VP, Sr. Assistant
General Counsel



Bob Schwartz
Vice President,
Marketing

WELLS FARGO CENTER



WELLS FARGO CENTER QUICK FACTS

Wells Fargo Center Ownership:

Comcast-Spectacor

Management Company:

Global Spectrum

Web: wellsfgocenterphilly.com

Twitter.com/WellsFargoCenter

Facebook.com/WellsFargoCtr

Ticketing: ComcastTIX.com

Opening Date: August 31, 1996

First Flyers Game at Wells Fargo Center: Flyers vs. Florida (10/5/96)

Capacity (Hockey): 19,537

Premium Seating: 126 suites and 14 club boxes

Concession Stands: 30

Parking: Accommodations for 6,100 vehicles

Amenities: The Cadillac Grille, Cure Insurance Club, P.J. Whelihan's, The Lexus Club, and Cigar Bar

Scoreboard: Wells Fargo Center boasts a spectacular, high-tech, center-hung scoreboard. The state-of-the-art technology brings light emitting diode (LED) signage system to create incredible visual displays for all sporting events and attractions.

Comcast-Spectacor hired ANC to design, construct, and install the structure which features 12 LED video displays between two circular LED ribbons. In all, the scoreboard delivers over 3,200 square feet of active LED signage.

Major events:

- 1996 World Cup of Hockey
- 1997 Stanley Cup Final
- 1998 U.S. Figure Skating Championships (Olympic Trials)
- 1999 AHL All-Star Classic
- 2000 NCAA Women's Basketball Final Four
- 2000 Republican National Convention
- 2001 and 2002 X Games
- 2001 NCAA Men's East Regionals
- 2001 NBA Finals
- 2002 NBA All-Star Weekend
- 2006 NCAA Men's Basketball First & Second Rounds
- 2008 Olympic Trials for Gymnastics
- 2009 NCAA Men's Basketball First & Second Rounds
- 2010 Stanley Cup Final
- 2011 NCAA Wrestling Championships
- 2013 NCAA Men's Basketball First of Second Round
- 2014 NCAA Frozen Four
- 2014 NHL Draft

PROJECT FACTS

Cost

\$210 million

Groundbreaking

Sept. 14, 1994

Architects

Ellerbe Becket

Builders

L.F. Driscoll

Project Managers

Fox Management Company

Details

1,400 workers, 7,000 tons of steel, 19,000 cubic yards of concrete, 32,500 square feet of glass, 62,000 lineal feet of driven piles, 76,000 tiles, 400,000 square feet of dry wall.

Naming Rights

- CoreStates Center, Sept. 14, 1994 to Sept. 1, 1998
- First Union Center, Sept. 1, 1998 to July 28, 2003
- Wachovia Center, July 28, 2003 to July 26, 2010
- Wells Fargo Center, July 27 2010 to present

WELLS FARGO CENTER

DIRECTIONS TO WELLS FARGO CENTER

From New Jersey via the Walt Whitman Bridge: Follow the signs for Broad Street. At the end of the Broad Street ramp, turn left and follow the signs to the Sports Complex. The Wells Fargo Center will be on your left.

From Interstate 76/Schuylkill Expressway: Traveling east, follow the signs for South Jersey, Walt Whitman Bridge and Sports Complex. Continue east to exit 45, Broad Street, Sports Complex. At the bottom of the exit ramp, make a right onto Broad Street. The Wells Fargo Center will be on your left.

From Interstate 476/Blue Route: Take I-476 South to the end. Follow signs for I-95 North, Philadelphia. Take I-95 North to Broad Street exit. The Wells Fargo Center will be on your right.

From Interstate 95: From I-95 northbound or southbound, take the Broad Street exit. The Wells Fargo Center will be on your right.

From Northern New Jersey via NJ Turnpike: Take the NJ Turnpike to exit 3. Take Rt. 168 North and follow signs for Walt Whitman Bridge. After crossing bridge and paying toll, stay on I-76 and follow the signs for Broad Street. At the end of the Broad Street ramp, turn left and follow the signs to the Sports Complex. The Wells Fargo Center will be on your left.

By Air: Arrive at Philadelphia International Airport and take a taxi to the Wells Fargo Center. The ride takes about 10 minutes and should cost approximately \$20.

By Train: Arrive in Philadelphia at 30th Street Station. A taxi on either side of the concourse will bring you to the Wells Fargo Center. The ride takes about 15 minutes and should cost approximately \$20.

By Mass Transit: The Wells Fargo Center is accessible via SEPTA. Take the Broad Street Subway (Orange line) to the AT&T Station (Pattison Ave). Round-trip SEPTA tokens can be purchased for \$3.10. A single-day pass costs \$7.



WELLS FARGO CENTER

AMENITIES

THE CADILLAC GRILLE

The Cadillac Grille is the ultimate experience in entertainment and dining at the Wells Fargo Complex. A members-only club, the Cadillac Grille serves up a traditional chophouse style menu featuring top choice meats, fish, pasta, and other delectable dishes. The Cadillac Grille now features continuous seating, enabling guests to make reservations and be seated before, during, and after the game with no break in dining.

CURE INSURANCE CLUB

The Cure Insurance Club, located on the 11th Street side of the Wells Fargo Center, features Chickie's & Pete's, Campo's cheesesteaks, and The Bud Light Zone, the world's largest arena bar with 28 large, 45" High Definition LCD Screens. The Cure Insurance Club opens two hours prior to every Wells Fargo Center event and remains open after each event.

P.J. WHELIHAN'S

With ice cold beer on tap and delicious hand-carved roast beef sandwiches, P.J. Whelihan's, located on the south end of the Wells Fargo Center, is the perfect place for fans to gather before, during, or after an event.

THE LEXUS CLUB

The Lexus Club, a luxurious, high-tech 5,000-square-foot club located on the event level of the Wells Fargo Center, provides a fun and unique atmosphere without missing any of the action. The plush, state-of-the-art club offers a full-service granite bar serving fine cognacs, liquors, and a high-end carving station. Also featured in this non-smoking club is an 80-foot continuous sports ticker, serpentine drink rails, cherry paneled walls, high-speed internet access kiosks, and numerous high-definition TV's. For membership information please contact the Premium Membership Office at 215.389.9545

CIGAR BAR

The Cigar Bar encompasses two levels with the latest state-of-the-art technology for enjoying sports and horse racing action. The Cigar Bar will be open two hours prior to, during, and at least one hour after each game.



THE CADILLAC GRILLE • P.J. WHELIHAN'S • THE LEXUS CLUB • CIGAR BAR • THE CADILLAC GRILLE • P.J. WHELIHAN'S • THE LEXUS CLUB • CIGAR BAR



P.J. WHELIHAN'S • THE LEXUS CLUB • CIGAR BAR • THE CADILLAC GRILLE • P.J. WHELIHAN'S • THE LEXUS CLUB • CIGAR BAR • THE CADILLAC GRILLE

SNIDERHOCKEY



The Ed Snider Youth Hockey Foundation, a registered 501(c)3 non-profit organization, is a cutting edge program that combines hockey with a rigorous off-ice life skills curriculum and supplemental educational services to teach kids the importance of hard work, honest effort, and the value of learning. The program operates 11 sites in the Greater Philadelphia area and nearby Camden, New Jersey providing services, including equipment, coaching, and tutoring to 3,000 diverse, under-resourced boys and girls **at no cost**.

Our participants put these lessons to work in school, in their homes, and in our community.

For more information on how you can assist, please call 215-952-4125 or email cbecht@esyhf.org.

Together, we can build a better future!



SniderHockey

Building Lives and Uniting Communities

PHILLY'S DINING &
ENTERTAINMENT DISTRICT

xfinity
Live!
PHILADELPHIA



Comcast
SPECTACOR



The
Cordish
Company

FREE PARKING ALL DAY WITHOUT STADIUM EVENT OR ONE HOUR AFTER LAST EVENT STARTS.

1100 Pattison Ave. | Philadelphia, PA 19148

xfinitylive.com | facebook.com/XFINITYLive | twitter.com/Xfinitylive

FOUNDING PARTNERS:

xfinity



Comcast
SPORTSNET



SONY
make.believe

WAY BEYOND GAME DAY



SPECTRUM
GRILL



2012-13 PHILADELPHIA FLYERS DIRECTORY

WELLS FARGO CENTER

3601 South Broad Street • Philadelphia, PA 19148

Phone 215-465-4500 • PR FAX 215-389-9403

www.philadelphiaflyers.com

EXECUTIVE MANAGEMENT

Chairman.....Ed Snider
President & COO of Comcast-Spectacor.....Peter A. Luukko
General Manager.....Paul Holmgren
Senior Vice President.....Bob Clarke
Executive Vice President.....Keith Allen
Governor.....Ed Snider
Alternate Governors.....Paul Holmgren, Peter A. Luukko,
Phil Weinberg
Senior Vice President, Business Operations.....Shawn Tilger
Team Consultant.....Ron Ryan
Executive Assistants.....Sharon Allison, Cheri Arnao,
Ann Marie Nasuti

HOCKEY CLUB PERSONNEL

Assistant General Manager.....Barry Hanrahan
Assistant General Manager.....John Paddock
Director of Hockey Operations.....Chris Pryor
Director of Player Personnel.....Dave Brown
Director of Player Development.....Ian Laperriere
Head Coach.....Peter Laviolette
Assistant Coaches.....Craig Berube, Kevin McCarthy,
Joe Mullen
Goaltending Coach.....Jeff Reese
Player Development Coach.....Derian Hatcher
Video Coach.....Adam Patterson
Pro Scouts...Patrick Burke, John Chapman, Al Hill, Don Luce
Scouting Staff.....Andre Beaulieu, Wade Clarke,
Ross Fitzpatrick, Mark Greig, Todd Hearty, Ken Hoodkoff,
Matti Kautto, Neil Little, Jack McIlhargey, Simon Nolet,
Dennis Patterson, John Riley, Ilkka Sinisalo, Vaclav Slansky
Scouting Consultant.....Bill Barber
Director of Team Services.....Bryan Hardenbergh
Executive Assistant.....Dianna Taylor
Administrative Assistant.....Jody Clarke

MEDICAL/TRAINING STAFF

Team Physicians...Peter DeLuca, M.D.; Gary Dorshimer, M.D.;
Guy Lanzi, D.M.D.; Frank Brady, D.C.
Athletic Trainer/Strength & Conditioning Coach.....Jim McCrossin
Assistant Athletic Trainer.....Sal Raffa
Assistant Strength & Conditioning Coach.....Ryan Podell
Massage Therapist.....Brad Smith
Head Equipment Manager.....Derek Settemyre
Equipment Managers.....Harry Bricker, Anthony Oratorio,
Luke Clarke
Assistant Equipment Trainer.....Mike Craytor

COMMUNICATIONS DEPARTMENT

Senior Director, Communications.....Zack Hill
Manager, Public Relations.....Joe Siville
Manager, Broadcasting & Media Services.....Brian Smith

CUSTOMER SERVICE DEPARTMENT

Vice President, Customer Solutions.....Cindy Stutman
Director, Customer Service.....Lauren Pawlowski
Manager, Client Communications.....Nadine Enders
Senior Customer Service Account Manager.....Courtney Sams
Customer Service Account Managers.....Stephen Coskey,
Brendan Fuller, Vincent Galasso, Tom Griendling
Client Communications Coordinator.....Shannon Bowes

MARKETING DEPARTMENT

Vice President, Marketing.....Lindsey Masciangelo
Senior Director, Community Relations
& Project Development.....Linda Mantai
Senior Director, Game Presentation.....Anthony Gioia
Director, Marketing.....Joe Heller
Manager, Fan Development.....Rob Baer
Senior Manager, New Media.....Lauren Cochran
Manager, Marketing.....Alicia DeFillipo
Game Operations Coordinator.....Michaela Sweet
Community Relations Coordinator.....Jason Tempesta
Marketing Coordinator, Flyers Skate Zone.....Hung Tran
Publicist.....Rebecca Goodman
Fan Relations Assistant.....Jerry Callahan
Producer/Director.....Artie Halstead
Graphics Designer.....Mike Cahill
Video Editor.....Chris Shay
Ambassador of Hockey.....Bob Kelly
Ambassadors.....Gary Dornhoefer, Joe Kadlec, Bernie Parent
Public Address Announcer.....Lou Nolan
Anthem Singer.....Lauren Hart

TICKET SALES DEPARTMENT

Vice President, Sales.....Jim Willits
Director, Client Development.....Bryan Anton
Director, Ticket Sales.....Tim Gobs
Account Executives.....Steve Greenblatt, Ilkka Kortelsuma,
Dan Ryan, Ben Schlegel
Client Development Executives.....James Darlington, Josh Wentz,
Travis Kraus, Tony Sukanick, Fran Walmsley,
Mike Andrews, Owen Mullin, Bret Sokirka
Sales Associates.....Brian Gatti, Brian Hawkins,
Nick Marchesiello, Jon Schorah, Mike Wissner

TICKETING DEPARTMENT

Vice President, Ticket Operations.....Cecilia Baker
Director, Ticketing.....Dan McGinnes
Ticket Office Manager.....Linda Fleischer
Asst. Ticket Office Manager.....Michael Snyder
Ticket Office Administration.....Joan Kadlec

FINANCE DEPARTMENT

Chief Financial Officer.....Angelo Cardone
Controller.....Judy Zdukiewicz
Staff Accountants.....Tyler Deane, Sara Bonner
Payroll Accountant.....Renee Eiler
Accounting Clerk.....Michele Dominici

2012-13 PHILADELPHIA FLYERS DIRECTORY

ADVERTISING SALES DEPARTMENT

Senior Director, Advertising Sales.....	Bo Koelle
National Sales Manager.....	John Braun
Sponsorship Sales Manager.....	Mike Garrity
Digital Sales Manager.....	Dan Rudley
Senior Account Executive.....	Joe Watson
Senior Account Executive.....	Michael O'Connor
Senior Account Executive.....	Joe Heyer
Senior Account Executive.....	Andrew Humphreys
Account Executive.....	Ray Lyons
Account Executive.....	Adam Cantiello
Account Executive.....	Dan Grillo
Account Executive.....	Bill Hagan
Account Executive.....	Tim McCulloch
Account Executive.....	Caroline Pugh
Account Executive.....	Rich Rodowicz
Account Executive.....	Trent Tattar
Sponsorship Manager.....	Jacqueline Halligan
Manager of On-Air Media.....	Shannan Baumann
Senior Contract Manager.....	Sheri Wade
Client Services Manager.....	Tim Daniels
Client Services Manager.....	Laura Gehring
Office Manager.....	Kate Dreyer

PREMIUM SEATING DEPARTMENT

Vice President of Premium Seating.....	Fran Cassidy
Director of Premium Seating.....	Jimmy Dunk
Sales Executive.....	Ben Davis
Sales Executive.....	Matt Kane
Sales Executive.....	Tyler McAllister
Sales Executive.....	Dominic Micali
Sales Executive.....	Pat Ryan
Sales Executive.....	Jim Nelson
Inventory and Finance Manager.....	Julie Battista
Marketing Coordinator.....	Erin Schoepe
Administrative Assistant.....	Brigid Curran

PREMIUM SERVICES DEPARTMENT

Director, Premium Services.....	Graig Selgrath
Customer Service Representative.....	Chad Cavanaugh
Customer Service Representative.....	Jen Frazier
Customer Service Representative.....	Katie Porco
Membership Manager, Cadillac and Cigar Club.....	Eric Stiles
Sales Executive, Cadillac Grille and Cigar Club.....	Niles McFate

FLYERS CHARITIES

Senior Vice President/Executive Director.....	Mary Ann Saleski
Director of Events.....	Donna Katzman
Development Manager.....	Theresa Russell
Finance Manager.....	Lisa Cataldo
Administrative Assistant/	
Game Day Coordinator.....	Danielle Zinman

FLYERS SKATE ZONE

Vice President, Rink Management & Development.....	Pat Ferrill
Director of Rink Operations.....	Ken Reddy
Controller.....	Amy Hohenstein
Senior Staff Accountant.....	Candy McKnight
Group Sales Representative.....	Jerre Lieberman
GM, Doc Breslers Cavity Busters	
Flyers Skate Zone.....	Roman Bussetti
GM, Virtua Health Flyers Skate Zone	
(Pennsauken).....	Jamie Oswald
GM, Virtua Center Flyers Skate Zone (Voorhees).....	Jay Freeman
GM, Flyers Skate Zone (Atlantic City).....	Jesse Kurtz
Gear Zone Retail Manager.....	Ryan Costa

COMCAST SPORTSNET PHILADELPHIA

Sr. Vice President & General Manager.....	Brian Monihan
President, Comcast Sports Group.....	Jon Lither
Vice President of Marketing.....	Cynthia Weiss
Vice President of Operations.....	Scott Faccenda
Sr. Executive Producer-Live Events	
& Remote Production.....	Shawn Oleksiak
Producer.....	Bryan Cooper
TV Play-by-Play.....	Jim Jackson
TV Color Commentary.....	Keith Jones
TV Color Commentary.....	Bill Clement
Rinkside Analyst.....	Steve Coates
Radio Play-by-Play.....	Tim Saunders
Radio Color Commentary.....	Chris Therien

ADDITIONAL INFORMATION

Franchise Date.....	June 5, 1967 (46th Season)
Home Ice, Seating Capacity.....	19,538
Practice Facility.....	The Virtua Center Flyers Skate Zone, Voorhees, NJ
Minor League Affiliates.....	Adirondack Phantoms (AHL) Trenton Titans (ECHL)
TV Rights Holders.....	Comcast SportsNet, The Comcast Network (TCN)
Radio Rights Holder.....	97.5 The Fanatic

PHILADELPHIA FLYERS MEDIA GUIDE

Editor.....	Brian Smith
Editorial Assistants.....	Zack Hill, Joe Sivilie
Photographers.....	Getty Images, Len Redkoles, Jack Cassidy, Bruce Bennett
Media Guide Design.....	3601 Creative Group
Special Thanks To.....	Maggie Markert, Stephanie Vogel, Zane Stalberg, Jon Broyles, Justine Zimny Kristie Kahl, Daniel Kelley

©2012 Philadelphia Flyers

PAUL HOLMGREN GENERAL MANAGER



Paul Holmgren enters his seventh season as the general manager of the Flyers and his 34th as a member of the Flyers organization. He was named interim general manager of the Flyers on October 22, 2006 following the resignation of Bob Clarke. The interim tag was lifted on November 11, 2006 when he was named to the position on a permanent basis.

Since leading the franchise through a turnaround following the 2006-07 season, Holmgren has guided the Flyers through one of the most successful stretches in franchise history. The team has made the playoffs in five consecutive seasons, advancing to the Eastern Conference Finals twice and making the eighth Stanley Cup Final appearance in franchise history in 2009-10. The Flyers have enjoyed back-to-back 47-win seasons over the past two years, their most in a two-year period since 1985-87, and have been the only team in the NHL to reach the second round of the playoffs (or further) in each of the last three seasons.

In 2007-08, his first full season as general manager, Holmgren guided the Flyers to the best single-season rebound in the NHL that season. The club improved 39 points in the standings, posting a 42-29-11 record for 95 points after collecting just 56 points the year before. The Flyers returned to the Stanley Cup Playoffs and made an impressive run to the Eastern Conference Finals. Since the NHL expanded the playoffs to four rounds in 1980, the 2007-08 Flyers were only the second team to finish with the worst record in the NHL one season and reach the third round of the playoffs the next season (Detroit Red Wings in 1987). The 2007-08 Flyers were also the first team in 13 years to advance to the second round of the playoffs after finishing the previous season with the worst record in the league (San Jose Sharks in 1994).

Holmgren's 2009-10 team made one of the most remarkable runs in Flyers history. The Flyers compiled a regular season record of 41-35-6 for 88 points and qualified for the playoffs on the last day of the season. They then went on to dispatch New Jersey (ECQF, 4 games to 1), Boston (ECSF, 4 games to 3), and Montreal (ECF, 4 games to 1) to reach the Final against the Chicago Blackhawks. The Flyers followed up that Finals run with a 47-win season and a division title in 2010-11, and again posted a 47-win season in 2011-12 after Holmgren dramatically reshaped the team's roster during the offseason.

At the time of his promotion, Holmgren had served in various capacities in the Flyers front office for the previous 11 years. He re-joined the organization as a scout after he was replaced as the head coach of the Hartford Whalers on November 6, 1995, and was named director of pro scouting on December 30, 1995 when Bill Barber became the head coach of the Hershey Bears. Holmgren was named the director of player personnel on August 6, 1997 and was promoted to assistant general manager on June 14, 1999, a position he held for the next seven seasons.

Holmgren spent parts of four seasons (1992-93 through 1995-96) with the Hartford organization. He was named head coach of the Whalers on June 15, 1992 and added the general manager's duties prior to the 1993-94 season. He stepped down as head coach 17 games into the 1993-94 season to concentrate on his GM duties, but was re-appointed to the position on June 28, 1994 when Jim Rutherford was named the club's general manager. He compiled a record of 59-93-14 as Hartford's head coach.

Upon his retirement following the 1984-85 season, Holmgren was named an assistant coach with the Flyers and helped Mike Keenan guide the team to three playoff appearances, including a trip to the Stanley Cup Final in 1987. He was named head coach of the Flyers on June 1, 1988, becoming the first former Flyer to be named head coach of the team. Over four seasons as head coach, Holmgren compiled a record of 107-126-31.

Internationally, Holmgren has served as the assistant general manager of the 2006 U.S. Olympic Men's Ice Hockey Team and the general manager for the 2006 U.S. National Team at the IIHL World Championships. He also served as an assistant coach for Team USA at the 1998 Winter Olympic Games and at the 1996 World Cup of Hockey Tournament.

Holmgren played 527 games in the National Hockey League over 10 seasons with the Flyers and the Minnesota North Stars. He recorded 144 goals and 179 assists for 323 points while racking up 1,684 career penalty minutes. Holmgren was drafted from the University of Minnesota by the Flyers in the sixth round (108th overall) of the 1975 NHL Entry Draft and spent parts of eight seasons with the team. He was part of the club's historic 35-game undefeated streak and Stanley Cup Final appearance during the 1979-80 season. He was traded to the North Stars in exchange for Paul Guay and a third round pick in the 1985 NHL Entry Draft (Darryl Gilmour) on February 23, 1984. His Flyers totals include 138 goals and 171 assists for 309 points and 1,600 penalty minutes in 500 games over parts of nine seasons (1975-76 to 1983-84). His 1,600 penalty minutes with the Flyers are second all-time in club history.

Paul and his wife, Doreen, reside in Somerdale, New Jersey. He has four children: Jason, Kirsten, Wes, and Greta, and two grandchildren, Hannah and Noah. Holmgren was born on December 2, 1955.

2012-13 PHILADELPHIA FLYERS

PETER LAVIOLETTE HEAD COACH



Peter Laviolette enters his fourth season as the head coach of the Flyers. He was named the 17th head coach in Flyers history on Dec. 4, 2009.

Since joining the club, Laviolette has had one of the most successful runs of any Flyers head coach in the last 25 years. He has posted a regular season record of 122-73-26 since his hiring, including back-to-back 47-win seasons in 2011-12 and 2010-11 – the most wins the Flyers have had in a two-season period since 1985-87. In the period since Laviolette's hiring through the end of the 2011-12 season, the Flyers have the third-most wins in the Eastern Conference (122), behind only Pittsburgh and Washington (127 each). Over the past two full seasons, the Flyers are second in the Eastern Conference and third overall in the NHL in standings points (209) and in points percentage (.637). The Flyers have also enjoyed unprecedented success on the road under Laviolette, winning a franchise-record 25 games in 2010-11 and matching that total last season.

Laviolette's overall record in the playoffs with the Flyers has also been among the league's best. Under his watch, the Flyers have been the only team in the league to reach the second round of the playoffs (or further) in each of the last three seasons. The Flyers have participated in eight playoff series in that time, more than any other team. In terms of overall playoff performance, Laviolette's teams in Carolina and Philadelphia have taken part in 12 playoff series since the lockout, which is the third-most by any NHL coach after Mike Babcock (17 with Detroit) and Joel Quenneville (13 with Colorado and Chicago).

Laviolette coached the Flyers for the final 57 games of the 2009-10 season, recording a 28-24-5 record. He then led the club on a remarkable playoff run, picking up series wins over New Jersey (4-1), Boston (4-3) and Montreal (4-1) as the Flyers won the Eastern Conference championship and made the eighth Stanley Cup Final appearance in franchise history.

Prior to joining the Flyers, Laviolette spent parts of five seasons as head coach of the Carolina Hurricanes (2003-04 to 2008-09), where he compiled a 167-122-34 record in 323 games. In 2005-06, Laviolette led Carolina to the only Stanley Cup championship in franchise history, which culminated with a 3-1 win over Edmonton in Game 7 of the Stanley Cup Final on June 19, 2006. The Hurricanes won the Southeast Division that year with a record of 52-22-8, and set franchise records for wins and points (112) in a single season. Laviolette was named a finalist for the Jack Adams Trophy as NHL Coach of the Year that season.

Laviolette previously served as head coach of the New York Islanders for two seasons (2001-02 to 2002-03). He registered a 77-62-25 regular season record and led his teams to the playoffs in both seasons, returning the Islanders to postseason play after a seven-season absence.

In parts of ten seasons as a head coach (2001-02 to 2011-12), Laviolette has an overall record of 366-257-25-60 in 708 games coached with the Flyers, Hurricanes and Islanders. He begins the season ranked second in all-time wins among US-born head coaches. He also has a record of 43-39 in 82 career Stanley Cup Playoff games as a head coach.

Laviolette has been part of three Winter Olympic Games, taking part as a player for Team USA in 1988 at Calgary, Alberta and 1994 at Lillehammer, Norway. He was also the head coach of the US squad at the 2006 Games in Torino, Italy. Laviolette was the coach for Team USA at the 2004 and 2005 IIHF World Championships, guiding the squad to a bronze medal in 2004.

Laviolette began his coaching career with the ECHL's Wheeling Nailers in 1997. A 37-win season and trip to the conference finals earned him the head job with the American Hockey League's Providence Bruins, where Laviolette spent the last three seasons of his playing career.

In his first of two seasons at the helm, Laviolette led Providence to an incredible turnaround – after the team won just 19 games the year before, the P-Bruins posted an AHL-best 56-16-4 regular season record and won their first Calder Cup championship. The season earned Laviolette the AHL's Coach of the Year honors. He was promoted to assistant coach of the Boston Bruins in 2000, a position he held for one season before joining the Islanders.

Laviolette's playing career spanned 11 seasons, mostly in the AHL and IHL. He appeared in 12 games with the New York Rangers during the 1988-89 season.

A native of Franklin, Mass., Laviolette was born on Dec. 7, 1964. He and his wife, Kristen, have three children: sons Peter and Jack, and daughter Elisabeth.

PETER LAVIOLETTE'S CAREER COACHING RECORD

YEAR	TEAM	LEAGUE	GM	W	L	OT	PTS	PCT	FINISH	GM	W	L	PCT	FINISH
2001-02	Islanders	NHL	82	42	28	12	96	.585	2nd-Atlantic	7	3	4	.429	Lost-Conf. Quarters
2002-03	Islanders	NHL	82	35	34	13	83	.506	3rd-Atlantic	5	1	4	.200	Lost-Conf. Quarters
2003-04	Hurricanes	NHL	52	20	22	10	50	.481	3rd-Southeast	-	-	-	-	Out of Playoffs
2005-06	Hurricanes	NHL	82	52	22	8	112	.683	1st-Southeast	25	16	9	.640	WON Stanley Cup
2006-07	Hurricanes	NHL	82	40	34	8	88	.537	3rd-Southeast	-	-	-	-	Out of Playoffs
2007-08	Hurricanes	NHL	82	43	33	6	92	.561	2nd-Southeast	-	-	-	-	Out of Playoffs
2008-09	Hurricanes	NHL	25	12	11	2	26	.520	Did Not Finish	-	-	-	-	Did Not Finish
2009-10	FLYERS	NHL	57	28	24	5	61	.535	3rd-Atlantic	24	14	10	.416	Lost-Cup Final
2010-11	FLYERS	NHL	82	47	23	12	106	.646	1st-Atlantic	11	4	7	.364	Lost-Conf. Semis
2011-12	FLYERS	NHL	82	47	26	9	103	.628	3rd-Atlantic	11	5	6	.455	Lost-Conf. Semis
TOTALS			708	366	257	25	60	.577		82	43	39	.524	

2012-13 PHILADELPHIA FLYERS

CRAIG BERUBE ASSISTANT COACH



Craig Berube enters his sixth season as an assistant coach with the Flyers and his 16th overall season with the club. Berube has been a Flyers assistant coach since August 7, 2008, and also served as an assistant coach for most of the 2006-07 season. He has been a coach in the organization since 2004, when he was named the assistant coach of the Philadelphia Phantoms. He served in that capacity for the 2004-05 and 2005-06 seasons and was the head coach of the Phantoms for the first six games of the 2006-07 season and all of the 2007-08 season.

During the 2007-08 season, Berube posted a 49-29-5-3 record as head coach of the Phantoms and led the team to a second-place finish in the East Division and a trip to the AHL's East Division Finals. He was originally named to that position on June 14, 2006. He was first named a Flyers assistant coach on October 23, 2006, and was re-appointed as the Phantoms head coach on June 4, 2007.

Berube returned to the Flyers organization for a third time on November 18, 2003 when he signed with the Phantoms as a player. He was named a player/assistant coach on January 29, 2004 and moved to full-time coaching the following year. He recorded

six assists and 134 penalty minutes in 33 regular season games for the Phantoms during the 2003-04 season, his 18th and final professional season.

Over parts of seven seasons with the Flyers (1986-87 through 1990-91, 1998-99 and 1999-2000), Berube recorded 20 goals and 34 assists for 54 points and 1,138 penalty minutes in 323 regular season games. His 1,138 penalty minutes ranks ninth on the Flyers' All-Time List. He was originally signed as a free agent by the Flyers on March 19, 1986.

Over parts of 17 NHL seasons (1986-87 through 2002-03), Berube registered 61 goals and 98 assists for 159 points and 3,149 penalty minutes in 1,054 career regular season games for the Flyers, Toronto Maple Leafs, Calgary Flames, Washington Capitals and New York Islanders. His 3,149 career penalty minutes ranks seventh in NHL history.

Berube and his wife, Rebecca, have three children-sons Jake and Nashota and daughter Charlotte. Berube was born on December 17, 1965.

KEVIN MCCARTHY ASSISTANT COACH



Kevin McCarthy enters his fourth season with the Flyers as an assistant coach. He joined the organization along with head coach Peter Laviolette on Dec. 4, 2009. It marked a return for McCarthy to the Flyers organization, where he spent two years working in the front office from 1990-1992.

McCarthy came to the Flyers after spending 18 years with the Carolina/Hartford franchise, including 12 consecutive years with the Hurricanes' coaching staff. He was a part of the Hurricanes' 2006 Stanley Cup championship, the first Stanley Cup title of his career.

McCarthy joined the Hartford organization in 1992 as an assistant coach. He served for three seasons in that role before being named the head coach of the team's American Hockey League affiliate in Springfield, Mass. He spent four seasons coaching the franchise's prospects, first in Springfield and later in New Haven, Connecticut. McCarthy put together a record of 156-123-36 as a head coach, which ranks as the second-best record in Carolina franchise history for the head coach of the team's AHL affiliate.

A former defenseman, McCarthy spent 10 seasons in the NHL with the Flyers, Vancouver and Pittsburgh. In 527 career NHL games, he totaled 67 goals and 191 assists for 258 points. During his time with Vancouver, he served as the Canucks' team captain and was named a starter in the 1981 NHL All-Star Game. McCarthy was selected as number 37 on Vancouver's list of the 50 Greatest Canucks in 2005.

Kevin and his wife, Rhonda, have three daughters-Melissa, Meaghan and Mallory.

2012-13 PHILADELPHIA FLYERS

JOE MULLEN ASSISTANT COACH



Joe Mullen enters his sixth season with the Flyers as an assistant coach. He was named to the position on June 6, 2007.

Mullen joined the Flyers coaching staff after serving as an assistant coach with the Flyers' American Hockey League affiliate, the Philadelphia Phantoms, during the 2006-07 season. After starting the 2005-06 season as an assistant coach with the Pittsburgh Penguins, he took over the head coaching position of the Penguins' AHL affiliate, the Wilkes-Barre/Scranton Penguins, in mid-season. He finished the season with a 28-16-3-5 mark. Prior to joining Wilkes-Barre/Scranton, he was an assistant coach for Pittsburgh for parts of six seasons (2000-01 to 2005-06).

A native of New York, NY, Mullen played 17 seasons in the NHL with the St. Louis Blues, Calgary Flames, Pittsburgh and Boston Bruins (1979-80, 1981-82 through 1996-97), recording 502 goals and 561 assists for 1,063 points and 241 penalty minutes in 1,062 regular season games. His 502 goals are fourth all-time among U.S.-born players. He was a member of three Stanley Cup Championship teams, with Calgary in 1989 and Pittsburgh in 1991 and 1992.

A three-time NHL All-Star, Mullen twice won the Lady Byng Trophy as "the player adjudged to have exhibited the best type of sportsmanship and gentlemanly conduct combined with a high standard of playing ability" (1987 and 1989). He was named to the NHL First All-Star Team following the 1988-89 season, after setting career highs for goals (51), assists (59) and points (110) in a season, while leading the league in plus/minus with a +51 rating.

In 1995, Mullen received the Lester Patrick Trophy "for outstanding service to hockey in the United States." He became the first American-born player to record 1,000 points when he picked up an assist on February 7, 1995, and became the first American to reach the 500-goal plateau on March 14, 1997. He was inducted into the Hockey Hall of Fame in his first year of eligibility in 2000, two years after his induction into the United States Hockey Hall of Fame (1998).

Mullen and his wife, Linda, have three sons, Ryan, Michael and Patrick, and a daughter, Erin. Mullen was born on February 26, 1957.

JEFF REESE GOALTENDING COACH



Jeff Reese enters his fourth season as the Flyers goaltending coach. He joined the Flyers in 2009 after eight seasons with the Tampa Bay Lightning coaching staff, where he was responsible for working with all goaltenders in the Lightning organization, as well as assisting in the assessment of amateur goaltenders for the NHL Entry Draft. His time with the Lightning included their 2004 Stanley Cup championship.

Over parts of 11 seasons in the NHL with the Toronto Maple Leafs (1987-88 through 1991-92 and 1998-99), Calgary Flames (1991-92 to 1993-94), Hartford Whalers (1993-94 to 1995-96), Lightning (1995-96) and New Jersey Devils (1996-97), Reese posted a 53-65-17 record with a 3.66 goals-against average and five shutouts in 174 contests. In 11 appearances in the Stanley Cup Playoffs, he had a 3-5 mark with a 4.08 GAA.

Reese holds NHL records for most assists and most points by a goaltender in a single game, set when he had three assists for the Calgary Flames in a game against the San Jose Sharks on Feb. 10, 1993.

Reese was selected by Toronto in the fourth round (67th overall) in the 1984 NHL Entry Draft. He was born on March 24, 1966 in Brantford, Ontario.

ADAM PATTERSON VIDEO COACH



Adam Patterson enters his fourth season as video coach and his 11th overall year with the Flyers organization. He handles all video aspects of video used by the coaches and players, and is involved in pre-scouting upcoming opponents.

Patterson was promoted to his current position in 2009 after serving six years as the Flyers video coordinator. He spent the 2002-03 and 2004-05 seasons in the same capacity for the Philadelphia Phantoms, winning a Calder Cup with the team in 2005.

A native of Peterborough, Ontario, Patterson graduated from Eastern Michigan University with a degree in Communications and Video Production, while captaining the school's Ice Hockey Team for his final three years. He was a four-time CSCHL All-Star and three-time Division 1 All-American. Prior to that Patterson played junior hockey in Stratford, Ontario and in Detroit for the Compuware Ambassadors. He is the son of former Flyer and current team scout Dennis Patterson.

Patterson and his wife Amy reside in Barrington, NJ with their three children-son Colin and daughters Mackenzie and Mya.

DERIAN HATCHER PLAYER DEVELOPMENT COACH



Derian Hatcher was named player development coach on June 15, 2009 after he retired from a 17-year career in the National Hockey League.

He compiled 80 goals and 251 assists for 331 points and 1,581 penalty minutes in 1,045 regular season games for the Minnesota North Stars (1991-92 to 1992-93), Dallas Stars (1993-94 to 2002-03), Detroit Red Wings (2003-04) and Philadelphia Flyers (2005-06 to 2008-09).

He also recorded 33 points (7G,26A) and 248 penalty minutes in 133 career Stanley Cup Playoff games and was a member of the Dallas Stars Stanley Cup championship team in 1999. He is the only American-born player to captain a team to a Stanley Cup championship.

He signed with Philadelphia as a free agent on August 2, 2005 and recorded nine goals and 24 assists for 33 points and 193 penalty minutes in 203 regular season games over four seasons. He also posted five points (1G,4A) and 50 penalty minutes in 21 Stanley Cup Playoff games with the Flyers.

Hatcher was named the 14th captain in Flyers history on January 29, 2006 and served in that role until September of 2006. In 2006-07, he was the winner of the Barry Ashbee Trophy as the Flyers' most outstanding defenseman and appeared in his 1,000th career NHL game on April 7, 2007 vs. the New York Islanders, becoming the 218th player in NHL history to reach that milestone.

Internationally, Hatcher represented the United States in two Olympics (1998 and 2006) and was a member of the 1996 World Cup of Hockey championship team. He was named to the NHL's Second All-Star Team in 2003 and appeared in the 1997 NHL All-Star Game.

Hatcher was originally selected by Minnesota in the first round (eighth overall) of the 1990 NHL Entry Draft. He and his wife, Heather, have five children-sons Chase and Kelton and daughters Shalynn, Hallie and Finley. Hatcher was born on June 4, 1972 in Sterling Heights, MI.

BOB CLARKE SENIOR VICE PRESIDENT



Bob Clarke enters his 41st season as a member of the Flyers organization. He was named senior vice president on December 4, 2006. Previously, Clarke served as the general manager of the Flyers for just over 18 seasons (1984-1990, 1994-2006). He also carried the title of team president and general manager for nine seasons (1994-95 through 2002-03), and spent the 1992-93 season as a senior vice president.

During Clarke's time at the helm of the Flyers, the team compiled a 714-443-199 record, including 16 playoff appearances, three Eastern Conference Championships, three appearances in the Stanley Cup Final and eight division titles. As a player, Clarke led the Flyers to two Stanley Cup championships (in 1973-74 and 1974-75) and finished his playing career as the Flyers' all-time leading scorer with 1,210 points (358 goals and 852 assists) in 1,144 games over 15 seasons.

Clarke retired as a player following the 1983-84 season to become the fourth general manager in team history, taking over those duties on May 15, 1984. The Flyers went to the Stanley Cup Final twice in the first three years of Clarke's tenure, won three Patrick

Division championships, and made the playoffs five times.

On June 15, 1994, Clarke was named president and general manager of the Flyers, a dual role he held until giving up the president's duties in 2003. Clarke continued as general manager until stepping down on October 22, 2006. During his second run as general manager, the Flyers won five more division championships and advanced to the 1997 Stanley Cup Final, marking the fourth time that Clarke led a team to the Final as GM. He was named as The Sporting News' and The Hockey News' Executive of the Year for the 1994-95 season after the Flyers advanced to the Eastern Conference Finals and captured the Atlantic Division Championship. He was the first executive to win The Hockey News award in consecutive years with two different teams.

Prior to rejoining the Flyers, Clarke spent one season as vice president and general manager of the Florida Panthers, taking over the post with the expansion team on March 1, 1993. He was named The Sporting News' Executive of the Year for the 1993-94 season after the Panthers set an NHL record for points by a first-year team with 83. He was the first to win The Sporting News awards as rookie, player, and executive.

Clarke also spent two seasons as the vice president and general manager of the Minnesota North Stars, working in that capacity from June 8, 1990 through June 20, 1992. The North Stars made the playoffs in both seasons under Clarke's watch, including a surprising run to the Stanley Cup Final in 1991.

Internationally, Clarke served as general manager of the Canadian Olympic Team for the 1998 Winter Games in Nagano, Japan. He also served as one of four general managers for the victorious 1987 Team Canada squad in the Canada Cup Tournament.

Clarke played an unparalleled 15-year career in Philadelphia. He was drafted by the Flyers in the second round (17th overall) of the 1969 NHL Amateur Draft from Flin Flon of the WCJHL, and went on to become the Flyers' all-time leading scorer with 358 goals and 852 assists for 1,210 points in 1,144 games, averaging over a point per game (1.06) for his entire career. He is 42nd on the NHL's all-time regular season scoring list entering the 2010-11 season. He also recorded 42 goals and 77 assists for 119 points to rank as the Flyers' all-time leading playoff scorer. He was Flyers' captain from 1972-73 through 1978-79 and 1982-83 through 1983-84. During his career, he led the Flyers in scoring eight times, participated in nine NHL All-Star Games, was named to the NHL's First All-Star Team twice (1974-75 and 1975-76), and to the Second Team twice (1972-73 and 1973-74).

Clarke is the most decorated player in Flyers history. He was inducted into the Hockey Hall of Fame on June 15, 1987, and was a charter inductee, along with Bernie Parent, into the Flyers' Hall of Fame in March of 1988. He won the Hart Memorial Trophy as the NHL's Most Valuable Player three times (1972-73, 1974-75, and 1975-76). His other NHL awards include: the Bill Masterton Trophy for perseverance, sportsmanship and dedication to hockey (1971-72); the Lester Patrick Award for outstanding service to hockey in the United States (along with co-recipient Ed Snider, 1979-80); and the Frank J. Selke Trophy as the NHL's top defensive forward (1982-83). He was named Living Legend by the Philadelphia Sports Writers Association at their 2001 Awards Banquet. He also won the Philadelphia Sportswriters "Good Guy" Award in 1982-83, giving him the first clean sweep of PSA honors (Athlete of the Year in 1974 and Most Courageous Athlete in 1980).

Clarke was born on August 13, 1949, in Flin Flon, Manitoba. He and his wife, Sandy, reside in New Jersey and have four children—sons Wade and Luke and daughters Jody and Jakki. They also have six grandchildren.

2012-13 PHILADELPHIA FLYERS

BARRY HANRAHAN ASSISTANT GENERAL MANAGER



Barry Hanrahan was named Assistant General Manager of the Flyers in August of 2006. Previously, Hanrahan served as director of team services and assistant to the general manager respectively for the Flyers. Hanrahan joined the Flyers in 1997 after a six-year tenure with the Tampa Bay Lightning. He was involved in the start-up of the Lightning franchise beginning in January 1991 in preparation of their first NHL season of 1992-93.

Hanrahan graduated from Widener University School of Law in Delaware and also holds a Bachelor of Science degree from Florida Southern College, concentrating in sports management. While attending college, he interned with the Orlando Magic of the NBA during their inaugural season in 1989-90.

Hanrahan and his wife, Lisa, reside in Haddon Township, New Jersey, with their three sons, Jack, Ty and Cam, and their Labradoodle, Meatball.

JOHN PADDOCK ASSISTANT GENERAL MANAGER



John Paddock was named assistant general manager on July 9, 2009 after spending the previous season as head coach of the Flyers' American Hockey League affiliate, the Philadelphia Phantoms, where he led the team to a 43-30-2-5 record and the team's 10th berth in the Calder Cup playoffs in its 13-year history in Philadelphia.

Prior to joining the Phantoms, Paddock was the head coach of the Ottawa Senators, where he compiled a 36-23-6 record during the 2007-08 season. Over parts of five NHL seasons as head coach of the Winnipeg Jets (1991-92 to 1994-95) and Ottawa (2007-08), Paddock has registered a 142-161-43 record. In addition to his NHL head coaching experience, Paddock has served as a head coach in the AHL for six different teams (Maine Mariners - 1981-82, 1983-84 and 1984-85; Hershey Bears - 1985-86 through 1988-89; Binghamton Rangers - 1990-91; Hartford Wolf Pack - 1999-2000 through 2001-02; Binghamton Senators-2002-03 through 2004-05; and the Phantoms - 2008-09) over 15 seasons.

Paddock is the only coach in AHL history to lead three different franchises to Calder Cup championships (Maine in 1984, Hershey in 1988 and Hartford in 2000). At the time of their championships, both Maine and Hershey were the Flyers' primary AHL affiliate.

Paddock won the Louis A.R. Pieri Memorial Award as the outstanding head coach in the AHL with Hershey in the 1987-88 season. He has compiled a 585-424-98 career record as an AHL head coach. The 585 wins and 1,107 games coached both rank third all-time in AHL history, while his 82 Calder Cup Playoff victories and 149 playoff games coached make him the AHL's all-time leader in Calder Cup Playoff history. Paddock was inducted into the American Hockey League Hall of Fame on January 19, 2010.

In addition to his head coaching experience, Paddock also served as assistant general manager of the Flyers during the 1989-90 season and of the Jets for two seasons (1995-96 and 1996-97), and as a scout for the New York Rangers for two seasons (1997-98 and 1998-99).

Paddock was originally drafted by Washington in the third round (37th overall) of the 1974 NHL Entry Draft and appeared in 87 career NHL regular season games over the parts of five seasons with the Washington Capitals (1975-76), Flyers (1976-77, 1979-80 and 1982-83) and Quebec Nordiques (1980-81). As a player, he was a member of two Calder Cup Champions, with Maine in 1978 and 1979.

2012-13 PHILADELPHIA FLYERS

CHRIS PRYOR **DIRECTOR OF HOCKEY OPERATIONS**



Chris Pryor begins his sixth season as director of hockey operations of the Flyers. He was hired by the Flyers in the summer of 1999 as a US amateur scout, and served in that capacity until being promoted to his current position in November of 2006. He currently oversees the scouting department with assistance from Dave Brown on the professional side and Dennis Patterson on the amateur ranks.

Prior to joining the Flyers, Pryor worked for the New York Islanders from 1992-1999 as a minor league coach (1992-94), scout (1994-99) and director of player development (1994-98). After retiring as a player early in the 1992-93 season with the Capital District Islanders (AHL), he stayed with Capital District as a full time assistant coach for the remainder of the season and then served as an assistant coach with the Salt Lake Golden Eagles (IHL) for the 1993-94 season.

Pryor played parts of six seasons in the NHL with the Minnesota North Stars and New York Islanders (1984-90). He also played for Salt Lake during the 1983-84 season and Capital District from 1990-92.

Chris and his wife, Joannie, have three children, Mike, Jena and Nick and a West Highland Terrier named Ziggy.

IAN LAPERRIERE **DIRECTOR OF PLAYER DEVELOPMENT**



Ian Laperriere begins his first full season as the Flyers' director of player development. He was named to the post on a full-time basis on June 29, 2012 following his official retirement as a player.

Laperriere had previously been assisting the Flyers in a player development role while trying to return from the aftereffects of an injury suffered in the first round of the 2010 playoffs. He also remained active within the organization as a television analyst on Comcast SportsNet. Following the 2010-11 season, Laperriere won the Bill Masterton Memorial Trophy for his perseverance, sportsmanship, and dedication to hockey. He signed with the Flyers as a free agent prior to the 2009-10 season and appeared in all 82 games that year, as well as 13 playoff games as the club went to the Stanley Cup Final.

Over his 16 year NHL career, Laperriere played 1,083 games with the Flyers, St. Louis, NY Rangers, Los Angeles, and Colorado, finishing his career with 1,956 PIM-the career leader among active NHL players at the time of his retirement. He was originally selected by St. Louis in the seventh round (156th overall) of the 1992 NHL Entry Draft.

Laperriere and his wife Magali reside in Haddonfield, NJ with their sons Tristan and Zachary. Laperriere was born on January 19, 1974.

2012-13 PHILADELPHIA FLYERS

DAVE BROWN DIRECTOR OF PLAYER PERSONNEL



Dave Brown starts his seventh season as director of player personnel for the Flyers, a position he has held since June 2006. Prior to rejoining the Flyers, Brown was a scout for the New York Rangers for eight seasons, serving as head professional scout for three years (2003-04 through 2005-06) and a pro scout for five seasons (1998-99 through 2002-03). Brown joined the Rangers after serving as an assistant coach for the Flyers for two seasons (1996-97 and 1997-98).

A native of Saskatoon, Saskatchewan, Brown played parts of 11 seasons with the Flyers, during which time he registered 39 goals and 39 assists for 78 points and 1,382 penalty minutes in 552 games. He is sixth on the team's All-Time List in penalty minutes.

Over a career of 14 seasons in the NHL (1982-83 through 1995-96) Brown recorded 45 goals and 52 assists for 97 points and 1,789 penalty minutes in 729 career games with the Flyers (1982-83 to 1988-89 and 1991-92 through 1994-95), Edmonton Oilers (1988-89 through 1990-91) and San Jose Sharks (1995-96). He won a Stanley Cup with the Oilers in 1990.

Brown was selected by the Flyers in the seventh round (140th overall) of the 1982 NHL Entry Draft. He shares his home in Mullica Hill, New Jersey, with his three Yorkshire Terriers-Gretchen, Elsa and Mabel.

JIM MCCROSSIN ATHLETIC TRAINER/STRENGTH & CONDITIONING COACH



Jim McCrossin is the Athletic Trainer/Strength and Conditioning Coach of the Flyers. He begins his 15th season with the Flyers, and also spent seven seasons in the same role with the Phantoms. Prior to joining the Flyers, McCrossin served as the strength and conditioning coach of the Hartford Whalers during the 1995-96 season.

McCrossin previously worked with the Flyers as an athletic trainer with Pat Croce. He is a graduate of West Chester University and is a Certified Athletic Trainer (ATC) and Certified Strength and Conditioning Specialist (CSCS). He was also recently certified by the National Academy of Sports Medicine as a Corrective Exercise Specialist. McCrossin is a member of the National Athletic Trainers Association, the National Strength and Conditioning Association and the American Academy of Sports Medicine.

On November 24, 2007, McCrossin was honored by the Flyers and the Professional Hockey Athletic Trainers Society for working his 1,000th game in professional hockey. Jim has four children: Kevin, J.D., Danielle, and Luke. He and his wife, Robyn, reside in New Jersey.

SAL RAFFA ASSISTANT ATHLETIC TRAINER



Sal Raffa begins his seventh season as the assistant athletic trainer for the Flyers. He was promoted to the position in 2006 after spending two seasons as the head athletic trainer for the Philadelphia Phantoms.

A native of Norristown, Pennsylvania, Raffa graduated from Temple University in 2003 with a degree in sports medicine/athletic training and gained experience as a student athletic trainer for the men's basketball and football teams. He started his career in professional hockey as the athletic trainer for the Rockford IceHogs, then of the United Hockey League, during the 2003-04 season. Raffa also interned with Flyers' Athletic Trainer/Strength and Conditioning Coach Jim McCrossin during the summer of 2003.

Sal resides with his wife Holly and son Maximus in Warrington, PA.

2012-13 PHILADELPHIA FLYERS

DEREK SETTLEMYRE HEAD EQUIPMENT MANAGER



Derek Settlemyre enters his seventh season as head equipment manager for the Flyers and his 18th year with the organization. He was promoted to his current position in 2006 after serving as the head equipment manager for the Philadelphia Phantoms for 10 seasons. He spent two years as an assistant equipment manager with the Flyers and a year in the same role with the Florida Panthers before taking the head job with the Phantoms when the team was founded in 1996.

Settlemyre has an impressive international resume with Team USA, most recently serving as the co-head equipment manager at the 2010 Winter Olympics in Vancouver. He was also head equipment manager for Team USA at the 2007 World Championships, held in Moscow, Russia, and served as co-head equipment manager for Team USA at the 2006 World Championships in Riga, Latvia.

A native of High Point, North Carolina, Settlemyre graduated from Coker College in 1993 with a degree in fitness programming and played for the school's basketball and soccer teams. He resides in Pine Hill, New Jersey with his daughters, Peyton and Bryce.

HARRY BRICKER EQUIPMENT MANAGER



Harry Bricker begins his 13th consecutive season with the Flyers and his 16th overall, having served the same position from 1991-95. He began his career with the AHL's Hershey Bears, where he was assistant equipment manager from 1989 through 1991. In 1996, Bricker became the head equipment manager of the AHL's Kentucky Thoroughblades, a position that he held for three seasons. During the 1999-2000 season, Bricker was the assistant equipment manager for the Stanley Cup Champion New Jersey Devils.

Harry is single and resides in Voorhees, New Jersey with his daughter Hayley.

ANTHONY ORATORIO EQUIPMENT MANAGER



Anthony "Rock" Oratorio is in his 28th season of service with the Flyers training staff and his 16th full-time.

Prior to joining the Flyers on a full-time basis, Rock served in a variety of capacities for the Flyers training staff. He began his career in hockey as a stickboy with the Philadelphia Firebirds of the North American Hockey League. Rock served as an assistant equipment manager for the 1996 World Cup in Philadelphia, the 1997 NHL All-Star Game in San Jose and the 2000 NHL All-Star Game in Toronto.

He is single and resides in South Philadelphia.

SHAWN TILGER SENIOR VICE PRESIDENT OF BUSINESS OPERATIONS FOR THE PHILADELPHIA FLYERS



Shawn Tilger enters his tenth season with the Flyers and sixth as Senior Vice President of Business Operations. Tilger is responsible for the day-to-day management of all facets of the organization's business operations. He oversees marketing, broadcasting, communications, finance, budgeting, community relations, fan development, ticket sales, game presentation, customer service, new media, publicity and merchandising functions. His responsibilities also include generating new revenue streams and leveraging partnerships for the Flyers and their parent company, Comcast-Spectacor.

During his tenure with the Flyers, Tilger has been instrumental in creating an incomparable relationship between the city of Philadelphia and the team, which was recognized industry-wide in 2005 when The Sporting News named the city of Philadelphia the No. 1 hockey town in the United States.

The Flyers have enjoyed tremendous growth on the business side of the organization and have been consistently ranked among the NHL's leaders in sales, marketing, public relations and community efforts. The team has set numerous franchise attendance records several times over, including a new regular-season attendance record (837,754) in 2011-12 and a new single-season attendance record 1,020,699 – regular season plus playoffs in 2009-10.

In 2006, the Flyers received the University of Massachusetts' prestigious PRISM AWARD, recognizing the Flyers' excellence in sport franchise management and their continued dedication to growing the sport of hockey in the Greater Philadelphia Region.

Tilger was a 2010 recipient of the Street & Smith's Sports Business Journal Forty under 40 Award, given each year to 40 of the top sports executives under the age of 40. The publication also previously recognized him as one of its "Five People to Know in Ticketing."

Entering his fifteenth year with Comcast-Spectacor, Tilger has more than seventeen years of marketing experience. He previously served as Vice President of Marketing and Director of Marketing for Comcast-Spectacor, overseeing marketing, public relations and sales of family events and concerts at the Wells Fargo Center and the Spectrum. Prior to joining Comcast-Spectacor, Tilger was the regional marketing manager for the Harlem Globetrotters, where he promoted the team's appearances in 38 different markets throughout the United States.

Currently, Tilger serves on the Board of Directors for Comcast-Spectacor Charities, the Claddaugh Fund and the St. Joseph's University Advisory Board.

A native of Beverly, New Jersey, Tilger received an M.A. in Sports Management from Springfield College and a B.A. in Government and Law from Lafayette College. Tilger, his wife, Erika, daughter, Ava, and son, Gavyn, reside in Moorestown, New Jersey.

CECILIA BAKER VICE PRESIDENT OF TICKET OPERATIONS



Cecilia Baker joined the Flyers in February of 1975 and is currently the vice president of ticket operations, a position to which she was promoted in September 2002. Baker oversees all aspects of the Flyers ticket office.

Baker has held various positions with the club over the past 35 years, including director of ticket operations, ticket manager and assistant ticket manager. Baker also worked in the ticket office of the Philadelphia Eagles from 1967 through 1975.

She is single and resides in Philadelphia.

PAT FERRILL VICE PRESIDENT OF RINK MANAGEMENT & FAN DEVELOPMENT



Pat Ferrill, the vice president of rink management and fan development for Comcast-Spectacor, has led the Flyers Skate Zone Division for the company since 1998. Ferrill was previously the manager of business development for the National Hockey League. Prior to his tenure with the NHL, Ferrill served as general manager of the IceLine Skating Complex in West Chester, Pennsylvania.

Ferrill has nearly 30 years of coaching experience from Mite to Tier I Midget, and also spent six seasons as the head men's ice hockey coach at Villanova University. He has earned Master Level accreditation in the USA Hockey Coaching Education Program.

Ferrill is the President of Team Comcast, the Tier I "AAA" youth hockey club that has had much success over the last several years both on the ice and with players moving on to higher levels. He also currently serves as National Coach-in-Chief for USA Hockey InLine. He has served as the assistant coach and team leader for the US National Team at the 1999 Spring InLine Hockey Cup in Helsinki, Finland, and was also the head coach of the National Junior Team for the 1998 InLine Hockey Junior World Championships. Ferrill is also in his 16th year with the Atlantic District Player Development Program.

Ferrill sits on the Board of Directors for Serving The American Rinks (STAR), a national facilities association established as a joint-venture by USA Hockey and the United States Figure Skating Association to deliver educational training to the ice rink industry.

CINDY STUTMAN VICE PRESIDENT OF CUSTOMER SOLUTIONS



Cindy Stutman is in her 10th season with the Flyers. She was promoted to the position of Vice President of Customer Solutions in November of 2007. In her role, she is responsible for the creation and execution of added-value benefits and programs for season ticket holders, as well as overseeing the activities and development of the customer service department and ticket office. Stutman joined the Flyers in 2003 as a customer service manager. Prior to joining the Flyers, she was a customer service manager with the Philadelphia 76ers for five seasons.

Stutman graduated from the University of Massachusetts-Amherst with a Bachelor of Science degree in Marketing and Sport Management. She is single and resides in Philadelphia.

JIM WILLITS VICE PRESIDENT OF SALES



Jim Willits joined the Flyers in June 2005. He is responsible for revenue generation through the marketing and sales of individual, season and group tickets to all Flyers games. He was promoted to the position of Vice President in June 2007 after two seasons as the senior director of sales. He also was previously in charge of ticket sales for the Philadelphia Phantoms from 2005 to 2009.

The Flyers have seen unprecedented success in attendance since Willits joined the Flyers, establishing new regular season attendance records several times over. The Flyers finished the 2011-12 season with an 83-game sellout streak that dated back to November 2010. During the 2010 Stanley Cup Final, the Flyers broke their single-game record three times, peaking at a crowd of 20,327 at Game 6 on June 4, 2010. The club also ranked first in the NHL among U.S.-based teams in paid tickets for the 2009-10 season.

Before joining the Flyers, Willits worked for the Cleveland Indians from 2002-2004 and was director of ticket sales for the club, where his duties included overseeing ticket sales, premium seating and customer service departments. Willits was also instrumental in the developing and implementing a dedicated Customer Service Department for Season Ticket Holders.

Willits worked for the Phoenix Coyotes from 1996 through 2002, rising from an account executive to the position of director of ticket sales. His duties included overseeing ticket sales and customer service, and he was instrumental in maximizing revenue and customer service in a non-traditional hockey market. Willits developed and created cutting-edge marketing and ticketing campaigns for the Coyotes. In the Coyotes' first four seasons, the club played to 94-percent capacity, including 69 sellouts.

A native of Bronson, Iowa, Willits earned a Bachelor of Science degree in Communications and a minor in Business from Northwest Missouri State University. Jim and his wife, Meredyth, have four children – daughters Skylar and Emersyn and sons Cody and Brock – and reside in Haddonfield, New Jersey.

2012-13 PHILADELPHIA FLYERS

ANGELO CARDONE **CHIEF FINANCIAL OFFICER**



Angelo Cardone joined the Flyers as Chief Financial Officer in January of 2009. He is responsible for financial operations of the team, including financial reporting and oversight of accounts payable, accounts receivable and all payroll functions.

Prior to joining the Flyers, he was with Live Nation for nine years, most recently as vice president of finance for Live Nation Philadelphia / DC / Carolinas. He is a graduate of Widener University with a Bachelor of Science degree in Business Administration, with a major in accounting.

Angelo and his wife, Valerie, and daughters, Alexa and Rachael, reside in Voorhees, NJ.

ZACK HILL **SR. DIRECTOR OF COMMUNICATIONS**



Zack Hill has been with the Flyers organization since 1993, serving as the team's media relations manager, public relations director and now senior director of communications. He oversees all aspects of the team's public relations and media relations efforts.

Under Hill's direction, the Flyers PR staff won the 2011-12 Dick Dillman Award for the Eastern Conference, given annually by the Professional Hockey Writer's Association to the top PR staff in each NHL conference. It marked the fifth consecutive season that Hill and his staff were finalists for the award.

Prior to joining the Flyers, Hill was the public relations director for the Philadelphia 76ers from 1989-93 and assistant public relations director from 1987-89. He joined the 76ers as an intern in January 1987.

Hill holds a Bachelor of Science degree from West Virginia University. He is single and resides in Ridley Park, Pennsylvania.

LINDSEY MASCIANGELO **VICE PRESIDENT OF MARKETING**



Lindsey Masciangelo is in her seventh season with the Flyers. She was promoted to the position of Vice President of Marketing in July of 2011. Masciangelo oversees all aspects of the Flyers' marketing activities, including planning, new media initiatives, publicity and community events, game presentation promotions, and sponsorship activation, with an overall focus on generating revenue for the Flyers.

Masciangelo joined Comcast-Spectacor's marketing department in 2005, where she helped market and promote family shows at the Wells Fargo Center and the Spectrum, and then joined the Flyers as a marketing manager in 2006. She was promoted to Director of Marketing in 2007 and tasked with developing a marketing department to further support the Flyers' initiatives and business goals.

Masciangelo graduated from Boston University with a degree in Communications and is currently working towards her Masters degree at Saint Joseph's University in organizational dynamics and leadership. She resides in South Jersey with her husband Drew and daughter Mia.

RON RYAN CONSULTANT



Ron Ryan joined the Flyers as an executive vice president in 1988 and was named the chief operating officer of the Flyers on July 1, 1991. He was promoted to team president on June 13, 2003 and held the position until announcing his retirement on May 25, 2006.

Ryan began his professional hockey career in 1973 when he became the head coach of the WHA's New England Whalers. He coached the team for two seasons, winning divisional titles in both campaigns, before becoming the club's general manager. He held that position for two seasons, and then became the executive director of the WHA in 1978. He administered the legal closing of the WHA in 1979-80, according to the terms of the NHL expansion agreement which saw four WHA teams absorbed into the NHL.

Following his time in the WHA, Ryan went into the cable television industry, taking a position as president of PRISM New England in 1981. He served as vice president and general manager of SportsChannel New England from 1983 to 1987 and in the same capacity with SportsChannel Florida from 1987 until departing to resume his hockey career with the Flyers in 1988.

Ryan is a 1962 graduate of Colby College in Maine, where he was an All-American hockey player and led the nation in scoring in 1962. He earned a masters degree in 1964 from the University of Pennsylvania, where he was the hockey coach, and later coached and worked in the athletic departments at Merrimack College and Colgate University.

A native of Welland, Ontario, Ron has four children-son Doug and daughters Susan, Kaitland and Tenley.

KEITH ALLEN EXECUTIVE VICE PRESIDENT



Keith Allen is in his 47th year as a part of the Flyers organization. He joined the club in 1966, one year prior to the franchise's opening season.

Allen was the first head coach of the Flyers, leading the club behind the bench at their inception in 1967 and winning the West Division title that season. He coached the team through the 1969-70 season. On December 22, 1969, Allen became the general manager of the Flyers, and held that position until May 27, 1983. During his tenure as GM, the Flyers won two Stanley Cups (1973-74 and 1974-75), reached the Stanley Cup Final four times, and compiled a 563-322-194 record for a .612 winning percentage. Allen built the two Stanley Cup teams through the acquisition of such players as Barry Ashbee, Rick MacLeish, Bill Flett, Ross Lonsberry, Andre Dupont, Reggie Leach, and the reacquisition of Bernie Parent through trades. He was also responsible for drafting Bill Clement, Bob Kelly, Bill Barber, Tom Bladon, Jimmy Watson, Paul Holmgren, Pete Peeters, Dave Brown, Ron Sutter, and Ron Hextall. Some of his other draft choices include Brian Propp, Ken Linseman, and Pelle Lindbergh. Also, he signed former Flyers Tim Kerr, Orest Kindrachuk, Bob Froese, and Dave Poulin as free agents and acquired Mark Howe via trade.

On September 21, 1992, Allen was inducted into the Hockey Hall of Fame, joining Ed Snider in the Builders category. He was inducted into Flyers' Hall of Fame in March 1989. Allen was also a recipient of the Lester Patrick Trophy in 1988 for outstanding service to hockey in the United States, was named The Hockey News' NHL Executive of the Year in 1979-80 and was the first recipient of The Hockey News' Minor League Executive of the Year Award in 1959-60 while with the Seattle Totems of the WHL. Prior to joining the Flyers in 1966, Allen spent ten years as coach/GM/bookkeeper/publicist for the Totems, leading them to the WHL title in 1958-59.

Allen spent 13 years as a pro hockey player, including parts of two seasons with the Detroit Red Wings. He was a member of the Wings' 1953-54 Stanley Cup championship team.

Keith and his wife, Joyce, reside in Beach Haven Park, New Jersey and have three children: sons Brad and Blake and daughter, Traci. The Allens have four grandchildren: Chelsea, Shay, Jillian, and Chase.

2012-13 PHILADELPHIA FLYERS

HOCKEY CLUB PERSONNEL



**Bryan
Hardenbergh**
Director, Team
Services



Luke Clarke
Equipment
Manager



Dianna Taylor
Executive
Assistant



Jody Clarke
Administrative
Assistant



Mike Craytor
Assistant
Equipment Trainer

SCOUTING STAFF



Andre Beaulieu



Wade Clarke



Ross Fitzpatrick



Mark Greig



Todd Hearty



Ken Hoodikoff



Matti Kautto



Neil Little



**Jack
McIlhargey**



Simon Nolet



**Dennis
Patterson**



John Riley



Ilkka Sinisalo



Vaclav Slansky



Patrick Burke



Bill Barber
Scouting Consultant

2012-13 PHILADELPHIA FLYERS

MEDICAL STAFF



**Peter Deluca,
M.D.**



**Gary Dorshimer,
M.D.**



**Guy Lanzi,
D.M.D.**



**Frank Brady,
D.C.**

EXECUTIVE STAFF



Sharon Allison
Executive Assistant



Cheri Arnao
Executive Assistant



Ann Marie Nasuti
Executive Assistant

COMMUNICATIONS DEPARTMENT



Zack Hill
Senior Director,
Communications



Joe Siville
Manager,
Public Relations



Brian Smith
Manager,
Broadcasting &
Media Services

2012-13 PHILADELPHIA FLYERS

CUSTOMER SERVICE DEPARTMENT



Cindy Stutman
Vice President,
Customer Solutions



Lauren Pawlowski
Director,
Customer Service



Nadine Enders
Manager, Client
Communications



Courtney Sams
Senior Customer Service
Account Manager



Stephen Coskey
Customer Service
Account Manager



Brendan Fuller
Customer Service
Account Manager



Vincent Galasso
Customer Service
Account Manager



Tom Griendling
Customer Service
Account Manager



Shannon Bowes
Client Communications
Coordinator

FINANCE DEPARTMENT



Angelo Cardone
Chief Financial
Officer



Judy Zdunkiewicz
Controller



Tyler Deane
Staff Accountant



Sara Bonner
Staff Accountant



Renee Eiler
Payroll Accountant



Michele Dominic
Accounting Clerk

MARKETING DEPARTMENT



Lindsey Masciangelo
Vice President, Marketing



Linda Mantai
Senior Director,
Community Relations
& Special Events



Anthony Gioia
Senior Director,
Game Presentation



Joe Heller
Director, Marketing



Rob Baer
Manager, Fan
Development

2012-13 PHILADELPHIA FLYERS

MARKETING DEPARTMENT [CONTINUED]



Lauren Cochran
Senior Manager,
New Media



Alicia DeFillipo
Manager,
Marketing



Michaela Sweet
Game Operations
Coordinator



Jason Tempesta
Community Relations
Coordinator



Hung Tran
Marketing Coordinator,
Flyers Skate Zone



Rebecca Goodman
Publicist



Jerry Callahan
Fan Relations
Assistant



Artie Halstead
Producer/Director



Mike Cahill
Graphics Designer



Chris Shay
Video Editor



Bob Kelly
Ambassador of
Hockey



Gary Dornhoefer
Ambassador



Joe Kadlec
Ambassador



Bernie Parent
Ambassador



Lou Nolan
Public Address
Announcer



Lauren Hart
Anthem Singer

2012-13 PHILADELPHIA FLYERS

TICKETING DEPARTMENT



Cecilia Baker
Vice President,
Ticket Operations



Dan McGinnes
Director, Ticketing



Linda Fleischer
Ticket Office
Manager



Michael Snyder
Assistant Ticket
Office Manager



Joan Kadlec
Ticket Office
Administration



Jim Willits
Vice President,
Sales



Bryan Anton
Director, Client
Development



Tim Gobs
Director, Ticket Sales



Steve Greenblatt
Account Executive



Ilkka Kortessuoma
Account Executive



Dan Ryan
Account Executive



Ben Schlegel
Account Executive



Josh Wentz
Account Executive



James Darlington
Client Development
Executive



Travis Kraus
Client Development
Executive



Tony Sukanick
Client Development
Executive



Fran Walmsley
Client Development
Executive



Mike Andrews
Client Development
Executive



Owen Mullin
Client Development
Executive



Bret Sokirka
Client Development
Executive

SALES ASSOCIATES

**Brian Gatti, Brian Hawkins, Nick Marchesiello,
Jon Schorah, Mike Wissner**

2012-13 PHILADELPHIA FLYERS

FLYERS WIVES CHARITIES



Mary Ann Saleski
Senior Vice President/
Executive Director



Donna Katzman
Director of Events



Theresa Russell
Development Manager



Lisa Cataldo
Finance Manager



Danielle Zinman
Administrative Assistant/
Game Day Coordinator

PREMIUM SERVICES DEPARTMENT



Graig Selgrath
Director, Premium
Services



Chad Cavanaugh
Customer Service
Representative



Jen Frazier
Customer Service
Representative



Katie Porco
Customer Service
Representative



Eric Stiles
Membership Manager,
Cadillac Grille and Cigar Bar



Niles McFate
Sales Executive,
Cadillac Grille and Cigar Bar

2012-13 PHILADELPHIA FLYERS

PREMIUM SEATING DEPARTMENT



Fran Cassidy
Vice President,
Premium Seating



Jimmy Dunk
Director,
Premium Seating



Ben Davis
Sales Executive



Matt Kane
Sales Executive



Tyler McAllister
Sales Executive



Dominic Micali
Sales Executive



Pat Ryan
Sales Executive



Jim Nelson
Sales Executive



Julie Battista
Inventory and Finance
Coordinator



Erin Schoepe
Marketing
Coordinator



Brigid Curran
Administrative
Assistant

ADVERTISING SALES DEPARTMENT



Bo Koelle
Senior Director,
Advertising Sales



John Braun
National Sales
Manager



Mike Garrity
Sponsorship Sales
Manager



Dan Rudley
Digital Sales
Manager



Joe Watson
Senior Account
Executive



Michael O'Connor
Senior Account
Executive



Joe Heyer
Senior Account
Executive



Andrew Humphreys
Senior Account
Executive



Ray Lyons
Senior Account
Executive



Adam Cantiello
Account Executive



Dan Grillo
Account Executive



Bill Hagan
Account Executive

2012-13 PHILADELPHIA FLYERS

ADVERTISING SALES DEPARTMENT [CONTINUED]



Tim McCulloch
Account Executive



Rich Rodowicz
Account Executive



Trent Tatter
Account Executive



Jacqueline Halligan
Sponsorship Manager



Shannan Archer-Baumann
Manager of On-Air
Media



Sheri Wade
Senior Contract
Manager



Tim Daniels
Client Services
Manager



Laura Gehring
Client Services
Manager



Kate Dreyer
Executive Assistant

COMCAST SPORTSNET



Brian Monihan
Sr. Vice President &
General Manager



Jon Litner
President, Comcast
Sports Group & Versus



Cynthia Weiss
Vice President of
Marketing



Scott Faccenda
Vice President of
Operations



Michelle Murray
Vice President of
News Programming



Shawn Oleksiak
Sr. Executive Producer
Live Events & Remote
Production



Bryan Cooper
Producer

2012-13 FLYERS BROADCASTERS

JIM JACKSON **PLAY-BY-PLAY ANNOUNCER**



Jim Jackson is in his 19th season broadcasting with the Flyers and his 17th on television. He is a six-time Mid-Atlantic Emmy Award winner for Sports Play-By-Play/Color Commentary and twice a winner for Best Live Sports Coverage Series. He was selected as the 2011 Pennsylvania Broadcaster of the Year by the National Sportscasters & Sportswriters Association. For the past six years, Jackson has also been a member of the broadcast team on the Philadelphia Phillies radio network.

Jackson joined the Flyers in 1993 as the team's radio play-by-play voice and served in that role for two seasons (1993-94 & 1994-95) before moving over to the TV side. He came to the Flyers after spending the previous six years doing play-by-play for the Utica Devils, formerly the New Jersey Devils' American Hockey League affiliate. He also served as sports director for WTLB (AM) Radio in Utica, New York, and was the play-by-play broadcaster for the Utica Blue Sox (New York Penn League, Class "A" Baseball).

Jackson graduated from Syracuse University in 1985 with a degree in Broadcast Journalism, where he handled the play-by-play duties for the university's football, basketball, and lacrosse teams. He is a native of Utica and currently resides in Gloucester Township, New Jersey, with his wife, Bernadette, and their two children, daughter Deanna and son Johnny.

STEVE COATES **RINKSIDE ANALYST**



Steve Coates is entering his 30th season as a member of the Flyers broadcast team. He currently serves as a rinkside analyst for Flyers telecasts and as a studio analyst on Flyers Postgame Live.

A former right wing who appeared in five games with the Detroit Red Wings during the 1976-77 season, Coates has filled several roles with the Flyers since retiring as a player in 1980. His work has ranged from radio color commentary to studio host on Flyers telecasts on both WTAF-TV (Channel 29, 1984 through 1986) and WGBS-TV (Channel 57, 1987 through 1991). He served as the radio color analyst on WIP-AM for six seasons before being named to his current position, which he has held for the past 12 years. Coates has won a Mid-Atlantic Emmy (2000 & 2004) for Best Live Sports Coverage Series and has also served as the television color commentator for Philadelphia Phantoms and Flyers Cup telecasts during his career.

Coates played professional hockey for eight different clubs from 1973 through 1980, including his time with the Red Wings in 1976-77. He has also played for the Des Moines Capitals (IHL, 1973-74); Richmond Robins

(AHL, 1974-76); Springfield Indians (AHL, 1976-77); Kansas City Red

Wings (CHL, 1977-78); Maine Mariners (AHL, 1978); and the Philadelphia/Syracuse Firebirds (AHL, 1978-80). He is a 1973 graduate of Michigan Tech University with a degree in Business Administration.

Steve and his wife, Lynn, reside in Egg Harbor Township, New Jersey. He has a stepdaughter, Kerrie Lynne and two grandchildren, Lucas and Raegan.

KEITH JONES **COLOR ANALYST**



Keith Jones starts his seventh season as an in-booth color analyst for Flyers telecasts. He is also a national studio analyst for NBC's NHL coverage, and served in that role on a national stage during the 2011 and 2012 Stanley Cup Finals. In addition to his work on Comcast SportsNet and NBC, Jones also is a member of SportsRadio 94 WIP's Morning Show. Prior to joining the Flyers' game broadcast team, Jones served as an analyst Comcast SportsNet's Post Game Live and Facing Off segments for the previous six seasons.

Jones retired from professional hockey after a nine-year NHL career on November 21, 2000 due to a knee injury. He recorded 117 goals and 141 assists for 258 points and 765 penalty minutes in 491 career regular season games with the Washington Capitals (1992-93 to 1996-97), Colorado Avalanche (1996-97 to 1998-99) and the Flyers (1998-99 through 2000-01). He was acquired by the Flyers from Colorado in exchange for Shjon Podein on November 12, 1998. He registered 27 goals and 47 assists for 74 points and 164 penalty minutes in 131 games as a Flyer.

Jones was drafted by the Capitals in the seventh round (141st overall) of the 1988 NHL Entry Draft following a four-year career at Western Michigan University. He resides in Shamong, New Jersey with his wife, Laura, and their daughter, Adrian.

BILL CLEMENT COLOR ANALYST



Clement also returns as a color commentator this season. He was the TV color analyst for the Flyers from 1989-1992 and rejoined the club's broadcast team in 2007. A member of both of the Flyers' Stanley Cup championship teams, Clement was also a two-time NHL all-star over his 11-year NHL career with the Flyers, the Washington Capitals and the Flames, both in Atlanta and Calgary.

Clement was the lead color analyst for ESPN's National Hockey Night broadcasts for 15 years. He has also been a studio host for NBC and VERSUS, and has worked as a broadcaster at five Olympic Games. His other broadcast credits include ABC and TNT in the US and CTV, CBC, Rogers Sportsnet and Sirius-XM Radio in Canada.

In addition to his hockey broadcasting career, Clement is also a critically acclaimed speaker, actor and entrepreneur. He has worked on the ABC daytime drama All My Children and done more than 300 television ads for clients such as Chevrolet, Bud Light and Deepwoods Off. He has also provided one of the commentator voices on the EA Sports NHL video games.

TIM SAUNDERS PLAY-BY-PLAY ANNOUNCER



Tim Saunders enters his 15th season as the play-by-play announcer for Flyers radio. He also served as the television play-by-play announcer for the Philadelphia Phantoms for eight seasons.

Saunders joined the Flyers in 1997 after spending two seasons as the play-by-play broadcaster and the Director of Broadcasting for the Cleveland Lumberjacks of the International Hockey League. In that role, Saunders was responsible for all facets of the team's radio and television involvement, including the simulcasts of the Lumberjacks' 20-game television package on Fox Sports Pittsburgh and SportsChannel of Ohio.

A native of Grosse Pointe, Michigan, Saunders began his hockey career as the cable television voice of the Muskegon Fury of the Colonial Hockey League in 1992-93. He then spent two seasons as a broadcaster for the Tulsa Oilers of the Central Hockey League (1993-94 & 1994-95) before moving to Cleveland. Prior to his hockey work, Saunders was the sports director at WOOD Radio in Grand Rapids, Michigan for 10 years.

Tim and his wife, Margie, have two children-daughter Katie and son Steven-and reside in Somerdale, New Jersey.

CHRIS THERIEN COLOR ANALYST



Chris Therien enters his fifth season as the color analyst for Flyers radio. Prior to his current position, he served as an analyst on Comcast SportsNet's Post-Game Live show, which follows Flyers games. In addition, Therien was a part-time member of SportsRadio 94 WIP's Morning Show, as well as the Glen Macnow Show.

Therien played 11 seasons for the Flyers during two different stints (1994-95 to 2003-04 & 2005-06), recording 29 goals and 130 assists for 159 points and adding 583 penalty minutes in 753 regular season games. He also played 11 games for the Dallas Stars during the 2003-04 season.

Therien's 753 regular season games as a Flyer are the most for a Flyers defenseman and are fourth overall on the team's All-Time List. He was a member of the Canadian Olympic Team that won the Silver Medal at the 1994 Winter Olympic Games in Lillehammer, Norway. Prior to turning professional, he attended Providence College for three years before joining the Canadian National Team after his junior year at Providence. Therien was drafted by the Flyers in the third round (47th overall) of the 1990 NHL Entry Draft.

In 2004, Therien and former Flyer John LeClair created LeClair Therien Lines, a shipping and logistics company, which is run and operated in the Delaware Valley. He is actively involved with the Trillium Gift of Life Foundation in Canada, which supports organ donation, and is involved with the ALS Hope Foundation and various other charity endeavors. Therien resides in Marlton, New Jersey, with his wife, Diana, and their four children-daughters Isabella, Ava and Alexa and son Christopher.

2012-13 PHILADELPHIA FLYERS





MODELL
PORTING G

CAREER STATS VS. NHL

TEAM	GP	G	A	PTS	PIM
ANAHEIM	1	0	0	0	0
BOSTON	2	0	0	0	2
BUFFALO	3	1	1	2	7
CAROLINA	2	0	0	0	4
CHICAGO	1	0	1	1	0
COLORADO	1	0	0	0	2
DALLAS	1	0	0	0	4
DETROIT	1	0	0	0	2
FLORIDA	1	0	0	0	0
MINNESOTA	1	0	0	0	0
MONTREAL	2	0	0	0	4
NASHVILLE	2	0	0	0	0
NEW JERSEY	2	0	1	1	12
NY ISLANDERS	4	0	0	0	2
NY RANGERS	6	0	0	0	7
OTTAWA	3	1	0	1	0
PHOENIX	1	0	0	0	0
PITTSBURGH	5	1	0	1	4
TAMPA BAY	2	0	0	0	0
TORONTO	2	0	0	0	0
WASHINGTON	1	1	0	1	2
WINNIPEG	1	0	0	0	0
NHL TOTALS	45	4	3	7	52

43 MARC-ANDRE BOURDON

DEFENSE | boor-DAWN, MAHRK-AHN-dray

BIRTHDATE: September 17, 1989 | **BIRTHPLACE:** St. Hyacinthe, Quebec
HEIGHT: 6'0" | **WEIGHT:** 225 | **SHOOTS:** Left | **SEASON:** 2nd NHL, 2nd Flyers
ACQUIRED: 3rd Round (67th overall) of the 2008 NHL Entry Draft



2011-12

Playoffs: Appeared in one game against Pittsburgh on Apr. 11 before sustaining an upper-body injury... **Regular Season:** Recalled from Adirondack on March 28... loaned to Adirondack on Feb. 19... Recorded his first NHL goal, the game-winner, on Dec. 13 at WSH... Recalled from Adirondack on 11/21 and made NHL debut vs. CAR... went on to appear in 39 consecutive games.

CAREER

2010-11: Split the season between Adirondack (AHL) and Greenville (ECHL)...total of 12 points (1G, 11A) along with 98 PIM in 51 games. **2009-10:** Appeared in 61 games for Adirondack...posted 19 points (2G, 17A) and 53 PIM...**2008-09:** Split the season between Rimouski (QMJHL) and Rouyan-Noranda (QMJHL)...total of 60 points (18G, 42A) and 112 PIM in 54 games...**2007-08:** Appeared in 69 games for Rouyan-Noranda...registered 59 points (12G, 47A) along with 114 PIM...**2006-07:** Played 63 games for Rouyan-Noranda...posted 28 Points (2G, 26A) and 80 PIM

STATISTICAL CAREER HIGHS

	FLYERS	CAREER
MOST GOALS (GAME)	1 (FOUR TIMES)	1(FOUR TIMES)
MOST ASSIST (GAME)	1 (THREE TIMES)	1 (THREE TIMES)
MOST POINTS (GAME)	2 (vs. BUF, 4/5/12)	2 (vs. BUF, 4/5/12)
MOST GOALS (SEASON)	4 (2011-12)	4 (2011-12)
MOST ASSIST (SEASON)	3 (2011-12)	3 (2011-12)
MOST POINTS (SEASON)	7 (2011-12)	7 (2011-12)
LONGEST GOAL-SCORING STREAK	NONE	NONE
LONGEST ASSIST-SCORING STREAK	NONE	NONE
LONGEST POINT-SCORING STREAK	NONE	NONE

CAREER RECORD

			REGULAR SEASON					PLAYOFFS				
YEAR	TEAM	LEAGUE	GP	G	A	PTS	PIM	GP	G	A	PTS	PIM
2006-07	Rouyn-Noranda	QMJHL	63	2	26	28	80	16	0	4	4	21
2007-08	Rouyn-Noranda (a)	QMJHL	69	12	47	59	114	17	2	16	18	25
2008-09	Rouyn-Noranda	QMJHL	37	11	27	38	89	--	--	--	--	--
	Rimouski (b)	QMJHL	17	7	15	22	23	13	1	12	13	25
2009-10	PHANTOMS	AHL	61	2	17	19	53	--	--	--	--	--
2010-11	PHANTOMS	AHL	46	1	9	10	84	--	--	--	--	--
	Greenville	ECHL	5	0	2	2	14	10	0	3	3	16
2011-12	PHANTOMS	AHL	18	1	3	4	31	--	--	--	--	--
	FLYERS	NHL	45	4	3	7	52	1	0	0	0	0
FLYERS/NHL TOTALS			45	4	3	7	52	1	0	0	0	0

(a) Drafted by the Flyers in the third round (67th overall) of the 2008 NHL Entry Draft

(b) Signed an entry-level contract on July 24, 2009

MISCELLANEOUS STATS

REGULAR SEASON															PLAYOFFS		
YEAR	TEAM	LEAGUE	PP	SH	GW	S	S%	+/-	TF	F%	MIN	PP	SH	GW			
2011-12	FLYERS	NHL	0	0	2	45	8.9	4	--	--	16:11						
NHL TOTALS			0	0	2	45	8.9	4	--	--	16:11						



CAREER STATS VS. NHL

TEAM	GP	G	A	PTS	PIM
ANAHEIM	24	7	11	18	20
BOSTON	44	13	26	39	34
BUFFALO	20	7	8	15	12
CALGARY	18	8	5	13	22
CAROLINA	33	10	16	26	30
CHICAGO	16	6	2	8	12
COLORADO	21	6	9	15	14
COLUMBUS	13	2	11	13	10
DALLAS	24	7	7	14	16
DETROIT	20	3	7	10	10
EDMONTON	17	5	7	12	24
FLORIDA	31	15	16	31	22
LOS ANGELES	22	9	16	25	20
MINNESOTA	17	2	3	5	12
MONTREAL	42	16	13	29	22
NASHVILLE	19	2	10	12	14
NEW JERSEY	45	14	11	25	44
NY ISLANDERS	41	17	18	35	39
NY RANGERS	44	18	18	36	46
OTTAWA	42	15	21	36	41
PHILADELPHIA	16	9	9	18	4
PHOENIX	6	1	3	4	10
PITTSBURGH	45	12	25	37	44
SAN JOSE	23	9	5	14	21
ST. LOUIS	17	7	8	15	8
TAMPA BAY	32	13	13	26	22
TORONTO	40	17	26	43	36
VANCOUVER	17	5	6	11	12
WASHINGTON	34	11	14	25	35
WINNIPEG	30	14	19	33	30
NHL TOTALS:	813	280	363	643	686

48 DANNY BRIERE

CENTER | bree-AIR, DAN-ee

BIRTHDATE: October 6, 1977 | **BIRTHPLACE:** Gatineau, Quebec

HEIGHT: 5'10" | **WEIGHT:** 179 | **SHOOTS:** Right | **SEASON:** 15th NHL, 6th Flyers

ACQUIRED: Free Agent-signed July 1, 2007



2011-12

Playoffs: Appeared in 11 playoff games and was second on the team in scoring with 13 points (8G, 5A) along with four penalty minutes... Recorded three two-goal games during the playoffs... In Gm. 1 of ECQF vs. NJD, scored his third career playoff OT goal, his 13th career game-winning playoff goal (at any point in the game) and his ninth career playoff game-winner as a Flyer, moving him into second place all-time in Flyers history in that category behind only Rick MacLeish. **Regular Season:** Recorded a two-goal game, including the game-winner, on March 24 vs. MTL... played in his 800th NHL game on March 8th vs. FLA... Played in his 300th game as a Flyer on Jan. 12 at NYI... Recorded a hat trick, recording the GWG, Jan. 7 vs. OTT... scored two goals including the GWG on Nov. 23 @ NYI ... posted four points (2G, 2A) and was a plus-3 on Oct. 27th vs. WPG.

CAREER

2010-11: Playoffs: Finished first on the team in scoring with nine points (7G, 2A) ... Had four goals in the last three games of ECQF... Led the Flyers with six goals (T-1st in NHL) during the ECQF vs. Buffalo. **Regular Season:** Winner of the Toyota Cup as the Flyer who accumulated the most points associated with being selected as a "Star of the Game". Briere was named First Star eight times, Second Star six times, and Third Star four times for 62 points. ... Finished the season second on the team in goals (34-T-8th in NHL), a new career high... Had five points (2G, 3A) in the last two regular season games, on April 8 and April 9... Had three-point game (2G, 1A) at Atlanta on March 17... Had a five game point streak (3G, 5A) from March 8-17... Had three-point game (1G, 2A) at Florida on Feb. 16... Recorded his 100th assist as a Flyer vs. Ottawa on 1/20... Scored goals in five consecutive games from 1/6-1/14... Played in his 700th game as a Flyer on Dec. 30 Had a three-point game (2G, 1A) at TOR on Dec. 9... Recorded his 300th career NHL assist at Carolina on Nov. 11, as part of a three-point game (2G, 1A)... Suspended for three games (Nov. 1-6) for cross-checking NY Islanders' Frans Nielson on Oct. 30... Had a three-game point streak (2G, 2A) from Oct. 23-26... Scored four goals in the first five games of the season... Played in parts of nine NHL seasons with the Phoenix Coyotes and Buffalo Sabres (1997-98 through 2006-07) before joining the Flyers... Played parts of six seasons with Phoenix (1997-98 through 2002-03), recording 70 goals and 76 assists for 146 points in 258 regular season games with 146 penalty minutes... Played parts of four seasons with Buffalo (2002-03 through 2006-07), scoring 92 goals and 138 assists for 230 points in 225 regular season games... **2009-10:** Finished third on the team in goals (26) and fourth in points (53)... Recorded at least a point in each of the last three games to end the season (1G, 2A)... Recorded 18 points in his last 25 games (8G, 10A) to end the regular season... His second goal vs. Toronto on 1/6 was his 500th career point in the NHL... Had season-high four points (2G, 2A) at Colorado on 11/23... Missed one game (11/28 at Atlanta) due to flu... Missed 2 games (11/25-27)-suspension for hit on COL's Hannan on 11/23... Missed four games (10/31-11/7)-slight right groin injury... Played in his 600th NHL game on 10/25 vs. San Jose... Recorded his 100th point (goal) as a Flyer on 10/8 vs. Pittsburgh... Set a new Flyers franchise record for scoring in a playoff year with 12 goals and 18 assists for 30 points, breaking the record of 28 points set by Brian Propp in 1987... Had points in five of the six games in the Stanley Cup Final vs. Chicago... Recorded 2 assists in Game 5 and 1 assist in Game 4... Had 2 pts (1G, 1A) in Game 3... Recorded 4 pts (1G, 3A - playoff career high) in Game 1... Had 3 pts (2G, 1A) in Eastern Conference Finals vs. Montreal... Scored GWG in Game 2... Led Flyers with 10 pts (5G, 5A) in Eastern Conference Semifinals vs. Boston... Had 4 straight multi-point games with 1G, 1A (4/20-5/3)... Recorded 5 pts (2 GWGs and 3 assists) in Eastern Conference Quarterfinals vs. New Jersey, all in two games. **2008-09:** Posted four points (1G, 3A) in six games of the Eastern Conference Quarterfinals vs. Pittsburgh... Recipient of the Yanick Dupre Class Guy Memorial Award winner, selected by The Philadelphia chapter of the Professional Hockey Writers' Association (P.H.W.A.) to the Flyer who best exemplifies a strong rapport with the media... Has recorded at least a point in each of his final three games of the regular season (2G, 2A) and 10 of his last 13 games (6G, 10A)... Recorded an assist at Islanders on Apr. 11... Posted a goal at Rangers on Apr. 9... Went scoreless vs. Panthers on Apr. 7... Recorded an assist at Ottawa on Apr. 4... Posted four points (1G, 3A) vs. Toronto on Apr. 3... Played his 100th game as a Flyer on Mar. 28 at NY Islanders... Posted a goal and an assist vs. New Jersey on Mar. 23... Posted two goals at Buffalo on Mar. 20... Missed two games (Mar. 7-10) due to groin injury... Missed the previous 36 Flyers games due to a groin/stomach injury... Recorded a goal and three assists in three games while on conditioning assignment with the Phantoms... Was reassigned to the Flyers' American Hockey League Affiliate, the Philadelphia Phantoms, on Jan. 14 for conditioning purposes... Underwent surgical procedure on Jan. 22 to his groin/stomach area... Missed 13 games (Dec. 4-30) due to groin strain suffered on Dec. 2... Missed nine games (Nov. 13-29) due to injury... Missed six games (Oct. 24-Nov. 6) due to a torn stomach muscle... **2007-08:** Led team in playoff scoring with 16 points (9G, 7A)... Reached the 30-goal mark for the third time in his career... Set a new career high for power play goals in a season... Was first on the team in power play points (37, tied for fifth in the NHL) and shooting percentage (17.0% - 31 goals on 182 shots - tied for 14th in the NHL)... Was second on the team in points (72), goals (31), assists (41) and power play goals (14, tied for 11th in the NHL)... Was tied for second on the team in power play assists (23)... Recorded at least a point in each of his final seven games of the regular season (5G, 5A) and in 14 of his final 15 games of the regular season... Missed final two games of the regular season due to a lower body injury... Was named First Star at NY Islanders on March 29 after scoring a power play goal and the game-

48 DANNY BRIERE

determining goal in the shootout...Was named NHL's "Third Star of the Week" for the week ending March 23... Was named First Star vs. NY Islanders on March 23 after recording a goal and two assists and vs. NY Rangers on March 21 after scoring two goals...Posted an assist vs. Atlanta on March 18...Was scoreless at Pittsburgh on March 16, ending his seven-game point-scoring streak...Missed game vs. Buffalo on March 4 due to a shoulder sprain...Scored the game-winning goal in the shootout to give the Flyers a 4-3 win at Buffalo on Feb. 25...Was scoreless vs. Dallas on Dec. 1 ending his five-game point-scoring streak (5G,5A)... Was named NHL First Star of the Week for the ending on Nov. 25...Was named First Star at Ottawa on Nov. 24 after recording the game-winning goal and two assists...Scored a power play goal vs. Washington on Nov. 23...Was named First Star at Carolina on Nov. 21 after recording three goals and an assist, tying his career high for goals (third time) and points (second time) in a game...His third goal at Carolina on Nov. 21 was his 400th career NHL point...Was scoreless vs. NY Islanders on Nov. 12, his 500th career NHL game...Was named Third Star at Vancouver on Oct.10 after registering a goal and two assists, his third consecutive multiple-point game...Was named Third Star at Edmonton on Oct. 6 after recording a goal and an assist...Was named First Star at Calgary on Oct. 4 after scoring two goals, including the game-winning goal, in his first game as a Flyer. **2006-07:** Recorded 32 goals and 63 assists for 95 points and 89 penalty minutes in 81 regular season games for the Buffalo Sabres...Led the Sabres in points (95, 10th in the NHL) and assists (63, seventh in the NHL)...His 32 goals, 63 assists and 95 points were all new career highs for a single season...Led the Sabres in scoring with 15 points (3G,12A) in 16 playoff games as Buffalo advanced to the 2007 Eastern Conference Finals...His 12 assists during the 2007 Stanley Cup Playoffs set a new Sabres record for most assists in a playoff year...The Sabres' co-captain was voted in as an Eastern Conference starter for the 2007 NHL All-Star Game, earning All-Star Game MVP honors after posting a game-high five points (1G,4A)... **2005-06:** Named co-captain (along with Chris Drury) during training camp...Had two eight-game scoring streaks (Oct. 13 through Nov. 2 and Dec. 14 through Mar. 11)...Had a career-high four points (2G,2A) at Washington on March 14...Scored the Sabres' first-ever deciding shootout goal at Tampa Bay on October 13...Played his 400th career NHL game vs. Montreal on April 18...Led the team in the 2006 Playoffs in points (19) assists (11) and was second in goals (8) in 18 games...Had an assist and scored OT game-winner in Game 6 of the Eastern Conference Finals vs. Carolina on May 30... **2004-05:** Registered 16 goals and 29 assists for 45 points and 26 penalty minutes in 36 games for SC Bern (Swiss)...Was first on the team in points, goals and assists... **2003-04:** Led the Sabres in scoring with 65 points, tied for first in assists (37) and was second in goals (28)...Tied for the team lead with 11 powerplay goals...Scored his 100th career NHL goal at Washington on March 10...Played his 300th career NHL game vs. Tampa Bay on December 6... **2002-03:** Split the season between the Coyotes and Sabres registering 24 goals and 34 assists for 58 points and 62 penalty minutes in 82 games...Posted 12 points (7G,5A) and 12 penalty minutes in 14 games for Buffalo...Was acquired by Buffalo, along with a third round choice in the 2004 NHL Entry Draft, from the Phoenix Coyotes in exchange for Chris Gratton and a fourth round choice in the 2004 NHL Entry Draft on March 10...Recorded 17 goals and 29 assists for 46 points and 50 penalty minutes in 68 games in Phoenix... **2001-02:** Set career highs in goals (32), assists (28), points (60), penalty minutes (52) and games played (78)...Led the team in goals, power-play goals (12) and power-play points (22)...Finished second on the team in points, multiplepoint games (16) and tied for second in game winning goals (5)...Reached the 20-goal and 30-goal plateau for first time...Recorded his 50th career NHL goal, a game-winning goal at Anaheim on March 27...Recorded his 100th career NHL point (assist) vs. Nashville on April 14...Nominated for the NHL's Bill Masterton Trophy by Phoenix chapter of the Professional Hockey Writers' Association... **2000-01:** Scored 11 goals and four assists for 15 points and 12 penalty minutes in 30 regular season games with Phoenix...Was second on the team with nine power-play goals...Named runner-up for NHL player of the week for January 15-21 with six points (5G,1A) in four games...Had a career-high six-game goal streak (7G,1A) from January 12-21 and tied for the second longest streak in the NHL...Appeared in 100th career NHL game vs. Edmonton on February 9...Recorded 46 points (21G,25A) and 30 penalty minutes in 30 regular season games with Phoenix' AHL affiliate, the Springfield Falcons...Named to the Canadian All-Star team in the AHL All-Star Classic...Ranks second all-time on the Falcons in goals (88), third in points (217) and fourth in assists (129)... **1999-2000:** Appeared in 13 games for Phoenix, scoring one goal and one assist...Posted 71 points (29G,42A) and 56 penalty minutes in 58 games with Springfield, finishing tied for 12th in the AHL in scoring... **1998-99:** Recorded 22 points (8G,14A) and 30 penalty minutes in 64 regular season games with Phoenix... **1997-98:** Made his NHL debut with Phoenix vs. Colorado March 19...Scored his first NHL goal in second game at Los Angeles on March 21...Posted 92 points (36G,56A) and 42 penalty minutes in 68 games with Springfield...Finished fourth in the AHL in points (92) and goals (36) and sixth in assists (56)...Named to the Canadian All-Star team in the AHL All-Star Classic...Named AHL First Team All-Star...Was awarded the Dudley "Red" Garrett Memorial Award as the AHL's Rookie of the Year... **Amateur Career:** Played three seasons with Drummondville (1994-95 through 1996-97) in the Quebec Major Junior Hockey League registering 170 goals and 246 assists for 416 points and 224 penalty minutes in 198 games...Led the team in scoring in each of his three years and in 1995-96 became the fourth player in QMJHL history (Dale Hawerchuk, Pat LaFontaine and Mario Lemieux) to lead the league in points (163), goals (67) and assists (96) in 67 games...Named to the QMJHL Second All-Star Team...Named QMJHL Offensive Rookie of the Year and QMJHL Scholastic Player of the Year in 1994-95.

STATISTICAL CAREER HIGHS

	FLYERS	CAREER
MOST GOALS (GAME)	3 (THREE TIMES)	3 (FIVE TIMES)
MOST ASSIST (GAME)	3 (ONE TIME, 4/3/09)	3 (FOUR TIMES)
MOST POINTS (GAME)	4 (FIVE TIMES)	4 (EIGHT TIMES)
MOST GOALS (SEASON)	34 (2010-11)	34 (2010-11)
MOST ASSIST (SEASON)	41 (2007-08)	63 (2006-07)
MOST POINTS (SEASON)	72 (2007-08)	95 (2006-07)
LONGEST GOAL-SCORING STREAK	4 GAMES (10/18/08-11/8/08)	6 GAMES (1/12/01-1/21/01)
LONGEST ASSIST-SCORING STREAK	4 GAMES (10/16/07-10/24/07)	9 GAMES (10/7/06-10/28/06)
LONGEST POINT-SCORING STREAK	7 GAMES (TWO TIMES)	10 GAMES (10/6/06-10/28/06)

CAREER RECORD

			REGULAR SEASON					PLAYOFFS				
YEAR	TEAM	LEAGUE	GP	G	A	PTS	PIM	GP	G	A	PTS	PIM
1994-95	Drummondville	QMJHL	72	51	72	123	54	4	2	3	5	2
1995-96	Drummondville (a)	QMJHL	67	67	96	163	84	--	--	--	--	--
1996-97	Drummondville	QMJHL	59	52	78	130	86	--	--	--	--	--
1997-98	Springfield	AHL	68	36	56	92	42	4	1	2	3	4
	Phoenix	NHL	5	1	0	1	2	--	--	--	--	--
1998-99	Phoenix	NHL	64	8	14	22	30	--	--	--	--	--
	Springfield	AHL	13	2	6	8	20	3	0	1	1	2
	Las Vegas	IHL	1	1	1	2	0	--	--	--	--	--
1999-00	Springfield	AHL	58	29	42	71	56	--	--	--	--	--
	Phoenix	NHL	13	1	1	2	0	1	0	0	0	0
2000-01	Springfield	AHL	30	21	25	46	30	--	--	--	--	--
	Phoenix	NHL	30	11	4	15	12	--	--	--	--	--
2001-02	Phoenix	NHL	78	32	28	60	52	5	2	1	3	2
2002-03	Phoenix (b)	NHL	68	17	29	46	50	--	--	--	--	--
	Buffalo	NHL	14	7	5	12	12	--	--	--	--	--
2003-04	Buffalo	NHL	82	28	37	65	70	--	--	--	--	--
2004-05	SC Bern	Swiss	36	17	29	46	26	11	1	6	7	2
2005-06	Buffalo	NHL	48	25	33	58	48	18	8	11	19	12
2006-07	Buffalo (c)	NHL	81	32	63	95	89	16	3	12	15	16
2007-08	FLYERS	NHL	79	31	41	72	68	17	9	7	16	20
2008-09	FLYERS	NHL	29	11	14	25	26	6	1	3	4	8
	PHANTOMS	AHL	3	1	4	5	2	--	--	--	--	--
2009-10	FLYERS	NHL	75	26	27	53	71	23	12	18	30	18
2010-11	FLYERS	NHL	77	34	34	68	87	11	7	2	9	14
2011-12	FLYERS	NHL	70	16	33	49	69	11	8	5	13	4
NHL TOTALS			813	280	363	643	686	108	50	59	109	94
FLYERS TOTALS			327	118	149	267	321	68	37	35	72	64

(a) Drafted by the Phoenix Coyotes in the 1st round (24th overall) in 1996.

(b) Traded by Phoenix to Buffalo, along with a third round choice in the 2004 NHL Entry Draft (Andrej Sekara), in exchange for Chris Gratton and a fourth round choice in the 2004 NHL Entry Draft (Roman Tomanek), March 10, 2003

(c) Signed as a free agent by the Flyers, July 1, 2007

MISCELLANEOUS STATS

			REGULAR SEASON										PLAYOFFS		
YEAR	TEAM	LEAGUE	PP	SH	GW	S	S%	+/-	TF	F%	MIN	PP	SH	GW	
1997-98	Phoenix	NHL	0	0	0	4	25	1	--	--	6:49	--	--	--	
1998-99	Phoenix	NHL	2	0	2	90	8.9	-3	484	47.5	11:13	--	--	--	
1999-00	Phoenix	NHL	0	0	0	9	11.1	0	65	49.2	7:41	0	0	0	
2000-01	Phoenix	NHL	9	0	1	43	25.6	-2	210	50	10:50	--	--	--	
2001-02	Phoenix	NHL	12	0	5	149	21.5	6	951	51.8	15:44	1	0	1	
2002-03	Phoenix	NHL	4	0	3	142	12	-21	1108	52.5	17:02	--	--	--	
	Buffalo	NHL	5	0	1	39	17.9	1	206	50	17:49	--	--		
2003-04	Buffalo	NHL	11	0	3	194	14.4	-7	1066	47.1	18:20	--	--		
2005-06	Buffalo	NHL	11	0	4	147	17	3	517	50.7	19:04	3	0	2	
2006-07	Buffalo	NHL	9	0	6	234	13.7	17	1089	49.6	19:19	2	0	1	
2007-08	FLYERS	NHL	14	0	3	182	17	-22	1250	50.5	18:51	6	0	3	
2008-09	FLYERS	NHL	4	0	0	54	20.4	-1	147	46.2	15:39	1	0	0	
2009-10	FLYERS	NHL	8	0	1	193	13.5	-2	120	44.2	16:35	4	0	4	
2010-11	FLYERS	NHL	6	0	6	246	13.8	20	820	48.2	18:18	2	0	1	
2011-12	FLYERS	NHL	4	0	3	174	9.2	5	831	48.8	17:21	1	0	1	
NHL TOTALS			99	0	38	1900	16.6	-38	8864	49	16:48	20	0	13	



30 ILYA BRYZGALOV

GOALIE | breez-GAH-lahf, IHL-yah

BIRTHDATE: June 22, 1980 | **BIRTHPLACE:** Togliatti, Russia

HEIGHT: 6'3" | **WEIGHT:** 210 | **CATCHES:** Left | **SEASON:** 11th NHL, 2nd Flyers

ACQUIRED: Free Agent-signed July 23, 2011

2011-12

Playoffs: Appeared in all 11 playoff games...posted a record of 5-6-1 and 3.46 GAA along with a .887 save percentage...
Regular Season: Named the NHL's First Star for the month of March after he went 10-2-1 on the month with a 1.43 GAA and .974 save percentage... was named the first star of the game six times and was named the NHL's First Star of the Week twice in the month (March 12 & 19), becoming the first Flyer ever to earn the award in consecutive weeks... made 38 saves in 3-2 OTW vs. PIT on March 18... Set a new Flyers franchise record with a scoreless streak of 249:43 from March 1-15, which ranks as the second-longest shutout streak in the post-expansion NHL... recorded four shutouts in the span of five games during the run, becoming the first goaltender in franchise history to accomplish that feat... in the non-shutout during that five-game streak, made 37 saves vs. DET on March 6... became just the second goaltender in franchise history (Vanbiesbrouck) to record three consecutive shutouts... won seven consecutive starts from March 1-15... was named the NHL's First Star of the Week in two consecutive weeks (March 12 & 19) becoming the first Flyer to do so... allowed two or fewer goals in 11 consecutive starts from March 1-24, becoming the first Flyers goaltender to do that since Bernie Parent did so in 11 consecutive games from Dec. 8, 1974 to Jan. 4, 1975... first shutout in the streak, March 4 at WSH, was his 25th career NHL shutout... won six consecutive games from Dec.2-13... started his Flyers career with three consecutive wins from Oct. 6-12 as the Flyers jumped out to a 3-0 start... second game in that stretch was his first Flyers shutout, Oct. 8 @ N.J.D.

CAREER

2010-11: Playoffs: With Phoenix, recorded 30 saves in Game 3 loss...Stopped 27 shots in Game 2 loss...Stopped 32 shots in Game 1 loss. **Regular Season:** All-time Phoenix/Winnipeg franchise wins leader (130) with victory vs. SJ, April 8... Started 38 of the last 40 games of the season...Posted career-high 44 saves vs. DAL, March 29...Recorded his seventh shutout of the season vs. CBJ, March 24...Posted his sixth shutout of the season vs. CGY, March 10...Won 8 consecutive games (Feb. 5-22); new career-high...Named NHL's Third Star of the Week, Feb. 14...Posted back-to-back shutouts for the first time in his career (reg. season) Feb. 5 & 7...Recorded his 20th career shutout in his 300th career NHL game vs. MIN, Feb. 5...Recorded 19th career shutout @ LAK, Jan. 20...Named the NHL's Third Star of the Week, Jan. 17...Road unbeaten streak (5-0-2) snapped @ NSH, Nov. 30...Won six straight games (Nov. 12 - Nov. 23)...Played in his 200th career game with PHX @ DAL, Nov. 5...Tied a career-high for most saves/game (43) @ DET, Oct. 28. **2009-10:** Named to the 2009-10 NHL Second All-Star Team... Finished as the runner-up for the Vezina Trophy and was 5th in voting for the Hart Trophy (League MVP)... Finished with a record of 42-20-6 with a 2.29 GAA, a .920 SV% and eight shutouts... Shattered the franchise record for wins in a season (previous record was 33) and tied the franchise record for shutouts in a single season... Ranked 2nd in the NHL in shutouts, 3rd in wins and 6th in GAA... Picked up his 40th win of the season on March 27 vs. COL...Won seven consecutive starts from March 4-20... Tied franchise record with eighth shutout of the season, Mar. 13 at CAR... Set new franchise record with his 34th win of the season, March 6 vs. ANA (also made 32 saves for his seventh shutout of season)... Played in 2010 Olympics for Russia in Vancouver... Notched his sixth shutout of the season at NSH, Feb. 2... Named NHL's 3rd Star for the month of December... Recorded his fifth shutout of the season vs. ANA, Dec. 23... Reached 20 wins quicker than any goalie in franchise history (32 games; 20-10-2)... Named NHL's Third Star of the Week for the week ending Dec. 13... Set a new career-high by recording his fourth shutout of the season in 2-0 win vs. MIN, Dec. 7... Backstopped the Coyotes to a five-game winning streak from Nov. 27 to Dec. 7... Named the NHL's Third Star for the month of October... Tied a career-high with his third shutout of the season on Oct. 29 at STL... Named the NHL's First Star of the Week for week ending Oct. 18 after going 3-0-0 with a 0.95 GAA and .959 SV%... Established a new career-high shutout streak of 137:46, Oct. 10-15... Recorded his second shutout of the season in a 1-0 SO win at SJ, Oct. 12... Recorded his 9th career shutout in 3-0 win at PIT, Oct. 7... **2010 Playoffs:** Started all seven of Phoenix's playoff games vs. DET... Posted a 3.44 GAA and a .906 SV%... Stopped 38 of 40 shots in a Game 1 victory. **2008-09:** Appeared in 65 games, posting a record of 26-31-6 with a 2.98 GAA, a .906 SV% and three shutouts... Started in career-high 16 consecutive games (Jan. 8- Feb. 16)... Stopped 40 shots at DET, March 10... Tied his career and season-high with 43 saves at NSH, Feb. 26... Made 33 saves in a 1-0 shutout win at DAL, Feb. 11... Stopped 38 shots to record his second shutout of the season on Jan. 10 vs. DAL, setting a career-high for most saves in a shutout... Faced a career-high 48 shots and tied career-high with 43 saves at COL, Dec. 23... Made 33 saves to register his first shutout of the season vs. CBJ, Dec. 20... Turned aside 30 of 31 shots in a 3-1 win vs. MIN, Dec. 11... Stopped 38 of 40 shots at CHI, Nov. 18... Made 31 saves to post his third straight win on Nov. 12 at CBJ... Stopped 61 of 64 shots combined in the first two games (both wins) of the season... **2007-08:** Posted a 26-22-5 record with a 2.43 GAA and .920 SV% in 55 games for the Coyotes after being claimed off waivers from Anaheim on Nov. 17... Finished the season with a total record of 28-25-6 with a 2.44 GAA, .920 SV% and three shutouts... Set career highs in games played (64), wins (28) and shutouts (3) as well as career bests in GAA (2.44) and SV% (.920)... Ranked T-6th in the NHL in SV% (.920)... Won the Coyotes 3-Star Award... Made 41 saves at ANA, April 6... Registered his fifth career shutout in a 2-0 win vs. VAN, March 13... Tied career-high with 42 saves at DAL, Feb. 11... Tied career-high with 42 saves and stopped both shootout attempts in win vs. COL, Dec. 31... Made 36 saves and turned aside all three shootout attempts in win at SJ, Dec. 20... Won each of his first four starts as a member of the Coyotes (Nov. 17-24), tying him for the third-longest winning streak by a goaltender to begin his career with a new team after playing for a different club earlier in the season... Recorded his third career shutout and made 28 saves in a 1-0 win in his Coyotes debut on Nov. 17 at LA... Began season with Anaheim, collecting



CAREER STATS VS. NHL

TEAM	GP	W-L-T-OT	SO	GA	GAA	SV%
ANAHEIM	23	13-8-0-2	3	62	2.63	.910
BOSTON	10	5-2-0-3	0	25	2.59	.912
BUFFALO	8	5-3-0-0	0	21	2.83	.893
CALGARY	18	10-7-0-1	1	47	2.69	.911
CAROLINA	7	2-4-0-1	1	20	3.23	.900
CHICAGO	19	8-6-0-4	1	47	2.58	.914
COLORADO	15	7-4-0-4	1	35	2.31	.918
COLUMBUS	16	10-5-0-0	2	36	2.33	.927
DALLAS	28	13-8-0-2	2	58	2.27	.924
DETROIT	22	9-8-0-5	0	62	2.78	.921
EDMONTON	16	8-7-0-0	1	44	2.95	.902
FLORIDA	6	4-1-0-1	1	9	1.46	.944
LOS ANGELES	25	14-6-0-4	2	58	2.32	.917
MINNESOTA	16	7-8-0-0	2	40	2.64	.911
MONTREAL	5	1-3-0-1	0	16	3.2	.880
NASHVILLE	19	9-6-0-3	1	47	2.54	.913
NEW JERSEY	6	4-1-0-0	2	7	1.28	.950
NY ISLANDERS	6	2-1-0-1	1	15	3.06	.885
NY RANGERS	6	1-5-0-0	0	21	3.65	.881
OTTAWA	6	2-3-0-0	0	21	3.65	.881
PHILADELPHIA	4	3-0-0-0	0	7	1.85	.927
PHOENIX	12	9-2-0-0	0	22	1.9	.928
PITTSBURGH	7	4-1-0-1	1	14	2.07	.930
SAN JOSE	28	10-11-0-4	2	61	2.35	.924
ST LOUIS	16	6-9-0-1	2	42	2.96	.903
TAMPA BAY	7	3-3-0-1	0	19	2.8	.869
TORONTO	5	5-0-0-0	1	6	1.21	.956
VANCOUVER	17	8-7-0-2	1	43	2.57	.916
WASHINGTON	6	4-2-0-0	1	12	1.98	.937
WINNIPEG	5	3-1-0-1	0	13	2.77	.889
NHL TOTALS:	385	189-132-0-42	29	930	2.52	.915

30 ILYA BRYZGALOV

a 2-3-1 record with a 2.55 GAA and .909 SV% in nine games... **2006-07:** In his fourth NHL season, posted a record of 10-8-6 with a 2.47 GAA and a .907 SV%... Went 5-1-3 in his last eight games (all starts), recording a 1.96 GAA and .934 SV%... Stopped a season and career-high 42 shots at CBJ, April 7... Recorded 100:10 of shutout time from Oct. 28-Nov. 3... Missed 12 games with a groin strain (Dec. 6-31)... Stopped all 14 shots he faced for his first shutout of the season at CHI, Oct. 28... Missed three games with a lower body injury, Nov. 26-30... **2007 Playoffs:** Was a member Anaheim's Stanley Cup Championship team... Stopped 19 of 20 shots for his ninth career postseason win at MIN, April 15 in Game 3 of the WCQF... Stopped 30 of 32 shots en route to a win, April 13 vs. MIN in Game 2 of the WCQF... Stopped 24 of 25 shots for his first win of the 2007 postseason, April 11 vs. MIN in Game 1 of the WCQF... **2005-06:** Appeared in 31 games for Anaheim, posting a record of 13-12-1 with a 2.51 GAA and a .910 SV%... Set rookie club records in wins (13), most saves (667), shots faced (733) and minutes played (1575) and shutouts (1)... Won six of his last 10 games (two no-decisions), earning a .915 SV% and 2.32 GAA... Ranked 2nd in the NHL in rookie GAA and 4th in rookie SV%... Ranked 7th overall in the NHL in GAA... Earned the win, stopping 18 of 19 shots in 49 minutes of relief vs. COL, March 22... Tied an NHL record with two PP assists vs. SJ, Feb. 1, which also set club record for assists by a goaltender in one game... Stopped all 24 shots he faced for his first career shutout at SJ, Jan. 26... Named a runner-up for NHL Defensive Player of the Week for the period ending Dec. 5, after posting a 2-0-0 record, with a 1.00 GAA and .947 SV%... Named a runner-up for NHL Defensive Player of the Week for the period ending Nov. 27 after posting a 3-1-0 record, with 1.50 GAA and .946 SV%... Stopped his first career penalty shot (Brett Clark), Nov. 18 vs. COL... Made his first start of the season, stopping a career-high 36 shots and setting a rookie club record for most shots faced (39) and most saves (36) in a single game at DET, Oct. 21... **2006 Playoffs:** Played in 11 postseason games (including a series-clinching win), stopping 40 of 41 shots in Game 4, May 11 at COL... Recorded 249:15 of shutout time May 3-9, the second-longest such streak in NHL playoff history... Stopped all 22 shots he faced, tying an NHL record for consecutive shutouts (3) in the playoffs in Game 2 of CSF, May 7 vs. COL... Stopped all 29 shots he faced, becoming the first rookie goaltender to post consecutive shutouts in the playoffs since 1945, in Game 1, May 5 vs. COL... Recorded his first career playoff shutout, stopping 22 shots in Game 7 of CQF, May 3 at CGY... Stopped 21 of the 22 shots he faced in his first career NHL playoff win in Game 6 of CQF, May 1 vs. CGY... **2004-05:** Spent the season with Cincinnati of the American Hockey League (AHL), posting a 17-13-1 record with a 2.60 GAA and four shutouts... In seven playoff games, posted a 3-3 record with a 2.48 GAA... **2003-04:** Ranked 1st among AHL goalies in minutes (3750), 2nd in saves (1644) and T-2nd in wins (27) while setting career-bests in games (64), GAA (2.32), wins (27), shutouts (6) and minutes (3750)... His 64 games played, 27 wins, 3748 minutes played, 1644 saves, six shutouts and a 2.32 GAA, goaltender broke the Cincinnati franchise single-season records in each category... Earned his first NHL win with 26 saves in Anaheim's 3-2 OT victory at PHX, March 16... **2002-03:** Finished 3rd among AHL goalies in games (54) and minutes played (3,020)... **2001-02:** Established a franchise record for most wins in one season by a rookie goaltender (20) with Cincinnati (AHL)... Earned a bronze medal as a member of Team Russia at the 2002 Olympic Winter Games... Named to the 2002 AHL All-Star Classic... Recorded 13 30-plus save performances on the season... Appeared in first NHL game in relief of Steve Shields at TOR, Oct. 8, stopping 11 of 12 shots... **2000-01:** Played in 34 games with Lada Togliatti in the Russian Hockey League, recording a league-leading eight shutouts and the fourth-best GAA (1.84).

CAREER RECORD

YEAR	TEAM	LEAGUE	REGULAR SEASON										PLAYOFFS									
			GP	MINS	GA	SO	GAA	W	L	OT			GP	MINS	GA	SO	GAA	W	L			
1999-00	Tolyatti Lada	Russia	13	--	--	--	--	--	--	--			7	407	10	1	1.47	--	--			
2000-01	Tolyatti Lada	Russia	34	--	--	--	--	--	--	--			5	249	8	0	1.93	--	--			
2001-02	Anaheim	NHL	1	32	1	0	1.88						-	-	-	-	-	-	-			
2001-02	Cincinnati	AHL	45	2399	99	4	2.48	20	16	4			-	-	-	-	-	-	-			
2002-03	Cincinnati	AHL	54	3020	142	1	2.62	12	26	9			-	-	-	-	-	-	-			
2003-04	Cincinnati	AHL	64	3748	145	6	2.32	27	25	10			9	536	27	1	3.02	5	4			
2003-04	Anaheim	NHL	1	60	2	0	2.00	1	0	0			-	-	-	-	-	-	-			
2004-05	Cincinnati	AHL	36	2006	87	4	2.60	17	13	1			7	314	13	0	2.48	3	3			
2005-06	Anaheim	NHL	31	1575	66	1	2.51	13	12	1			11	659	16	3	1.46	6	4			
2006-07	Anaheim	NHL	27	1509	62	1	2.47	10	8	6			5	267	10	0	2.25	3	1			
2007-08	Anaheim	NHL	9	447	19	0	2.55	2	3	1			-	-	-	-	-	-	-			
2007-08	Phoenix (a)	NHL	55	3167	128	3	2.43	26	22	5			-	-	-	-	-	-	-			
2008-09	Phoenix	NHL	65	3760	187	3	2.98	26	31	6			-	-	-	-	-	-	-			
2009-10	Phoenix	NHL	69	4084	156	8	2.29	42	20	6			7	419	24	0	3.44	3	4			
2010-11	Phoenix (b)	NHL	68	4060	168	7	2.48	36	20	10			4	234	17	0	4.36	0	4			
2011-12	FLYERS	NHL	59	3415	141	6	2.48	33	16	7			11	642	37	0	3.46	5	7			
NHL TOTALS			385	22109	930	29	2.52	189	132	42			38	2221	104	3	2.81	17	19			
FLYERS TOTALS			59	3415	141	6	2.48	33	16	7			11	642	37	0	3.46	5	7			

(a) Claimed on waivers by Phoenix from Anaheim, November 17, 2007

(b) Traded to Flyers by Phoenix for Matt Clarkson and a 3rd round choice in the 2012 NHL Entry Draft, June 7, 2011

STATISTICAL CAREER HIGHS

	FLYERS	CAREER
WINS (SEASON)	33 (2011-12)	36 (2010-11)
SHUTOUTS (SEASON)	6 (2011-12)	8 (2009-10)



5 BRAYDON COBURN

DEFENSE | KOH-buhrn, BRAY-duhn

BIRTHDATE: February 7, 1985 | **BIRTHPLACE:** Calgary, Alberta
HEIGHT: 6'5" | **WEIGHT:** 220 | **SHOOTS:** Left | **SEASON:** 8th NHL, 7th Flyers
ACQUIRED: Trade from Atlanta-2/24/07

2011-12

Playoffs: Appeared in 11 games...registered four assists and eight PIM... **Regular Season:** Recorded his 100th assist as a Flyer on March 13 vs. NJD... had a three-game scoring streak (3A) from Feb. 11-16... Posted his first goal of the season @ FLA on Nov. 13... was plus-4 vs. CAR on Oct. 29... played in his 400th NHL game on Oct. 26 @ NYR.

CAREER

2010-11: Playoffs: Tied for second on the team and in the NHL with a +6 rating during the ECQF...Scored a goal, the second of his playoff career, in Game Seven on April 26... Had an assist in Game Two vs. BUF on April 16. **Regular Season:** Had season high two assists at NYR on Feb. 20... Recorded 100th point as a Flyer vs. OTT on Jan. 20... Played in his 300th game as a Flyer vs. NJD on Jan. n8... Recorded his 100th NHL point (assist) against TBL on Nov. 18. **2009-10:** Missed game at BOS on Dec. 14 due to an ankle injury... posted first career two-goal game vs. CAR on Oct. 31... Played his 200th game as a Flyer on Nov. 25... Appeared in all 23 playoff games... Recorded an assist in Game 3 of SCF vs. CHI, while playing 31:26...Recorded two points (1G,1A) in Game 1 vs. MTL (1st career playoff goal and 2nd career multi-point playoff game)... 2nd among all players in series in plus/minus (+6)... Played in all seven games of Eastern Conference Semifinals vs. BOS...Recorded one assist in Eastern Conference Quarterfinals vs. NJD (Game 2), eight PIM and was +2. **2008-09:** Underwent arthroscopic surgery on June 22 to remove a small bony impingement in his left hip... Playoffs: Recorded three assists and led the team in average ice-time (26:29) in the ECQF vs. PITT...Regular Season: Led the team in average ice time (24:37) and defense in goals (7)... Set new career highs in time-on-ice in a single game (32:49 vs. CAR on Dec. 11) and shots in a game (8-at Washington on Jan. 6)... Appeared in his 200th career NHL game on March 12 vs. WSH... Missed two games (Jan. 31-Feb. 4) due to the flu... **2007-08:** Missed final three games of ECF against PIT due to facial injury sustained at PIT on May 11...Co-Winner of the Pelle Lindbergh Memorial Trophy as the Flyer who has most improved from the previous season, as voted by his teammates... Set new career high for goals (9), assists (27) and points (36) in a season...Was first on the team in plus/minus (+17)...Was first among Flyers defensemen in goals (9)...Posted three assists vs. NYI on March 8 (new career high for assists in a game and tied his career high for points in a game)... Missed four games from Feb. 10-16, recovering from fascia release surgery performed on Feb. 9 to repair a torn gluteus muscle in his buttocks... Had a career-high, five-game point scoring streak (Jan. 19-29 - 2G,5A)... Had three points (1G,2A) vs. PTT on Jan. 20 to set new career high for points, and tied career high for assists in a game (fifth time)...Game vs. BOSon Jan. 12 was his 100th career NHL game...Signed a multiple-year contract extension on Nov. 28... **2006-07:** Posted an assist vs. FLA on March 8 (1st assist as a Flyer)...Scored a goal at PIT on March 4 (1st career NHL goal)...Game at NYI on Feb. 27 was his first game as a Flyer...Appeared in 29 games for the Thrashers and 15 games for the Chicago Wolves (AHL), recording a goal and 10 assists for 11 points and 36 penalty minutes...Missed nine games (Oct. 5-23) due to a shoulder injury...**2005-06:** Made his NHL debut at Florida on Oct. 5...Recorded his first NHL point (assist) vs. Washington on Oct. 8...Posted six goals and 20 assists for 26 points and 134 penalty minutes in 73 games for the Wolves... **2004-05:** Appeared in three regular season games for Chicago, recording one assist, at the conclusion of his junior career with Portland of the Western Hockey League...Had one assist and 36 penalty minutes in 18 games to help Chicago reach the Calder Cup Finals...Led the Portland defense in scoring with 44 points (12G,32A) in 60 games (12th among WHL defensemen)...Scored four goals (three PPG) at Seattle on Feb. 4 to become the seventh defenseman in WHL history to score four goals in one game... **2003-04:** Recorded 30 points (10G,20A) and 92 PIM in 55 games...Led Portland's defense in goals and PPG (7)...**Amateur Career:** Scored 131 points (29G,102A) and 483 PIM in 238 games over parts of five seasons with Portland (2000-01 through 2004-05)...Served as captain of Portland from 2003-04, 2004-05...Named WHL Western Conference First Team All-Star from 2003-04 through 2004-05...Was awarded the WHL Humanitarian of the Year Award for off-ice commitment and leadership (2003-04)...Named WHL Rookie of the Year (2001-02)...Was Portland's nominee for Scholastic Player of the Year (2001-02)...Was a WHL finalist (2002-03)...Posted four assists in 14 playoff games to help Portland reach the WHL Finals in 2001.

5 BRAYDON COBURN

STATISTICAL CAREER HIGHS

	FLYERS	CAREER
MOST GOALS (GAME)	2 (VS. CAR, 10/31/09)	2 (VS. CAR, 10/31/09)
MOST ASSIST (GAME)	3 (vs. NYI, 3/8/08)	3 (vs. NYI, 3/8/08)
MOST POINTS (GAME)	3 (TWO TIMES)	3 (TWO TIMES)
MOST GOALS (SEASON)	9 (2007-08)	9 (2007-08)
MOST ASSIST (SEASON)	27 (2007-08)	27 (2007-08)
MOST POINTS (SEASON)	36 (2007-08)	36 (2007-08)
LONGEST GOAL-SCORING STREAK	2 GAMES (THREE TIMES)	2 GAMES (THREE TIMES)
LONGEST ASSIST-SCORING STREAK	4 GAMES (1/19/08-1/24/08)	4 GAMES (1/19/08-1/24/08)
LONGEST POINT-SCORING STREAK	5 GAMES (1/19/08-1/29/08)	5 GAMES (1/19/08-1/29/08)

CAREER RECORD

YEAR	TEAM	LEAGUE	REGULAR SEASON						PLAYOFFS					
			GP	G	A	PTS	PIM		GP	G	A	PTS	PIM	
2001-01	Portland	WHL	2	0	1	1	0		14	0	4	4	2	
2001-02	Portland	WHL	68	4	33	37	100		7	1	1	2	9	
2002-03	Portland (a)	WHL	53	3	16	19	147		7	0	1	1	8	
2003-04	Portland	WHL	55	10	20	30	92		5	0	1	1	10	
2004-05	Portland	WHL	60	12	32	44	144		7	1	5	6	6	
	Chicago	AHL	3	0	1	1	5		18	0	1	1	36	
2005-06	Atlanta	NHL	9	0	1	1	4		--	--	--	--	--	
	Chicago	AHL	73	6	20	26	134		--	--	--	--	--	
2006-07	Atlanta (b)	NHL	29	0	4	4	30		--	--	--	--	--	
	Chicago	AHL	15	1	10	11	36		--	--	--	--	--	
	FLYERS	NHL	20	3	4	7	16		--	--	--	--	--	
2007-08	FLYERS	NHL	78	9	27	36	74		14	0	6	6	14	
2008-09	FLYERS	NHL	80	7	21	28	97		6	0	3	3	7	
2009-10	FLYERS	NHL	81	5	14	19	54		23	1	3	4	22	
2010-11	FLYERS	NHL	82	2	14	16	53		11	1	2	3	6	
2011-12	FLYERS	NHL	81	4	20	24	56		11	0	4	4	8	
	NHL TOTALS		460	30	105	135	384		65	2	18	20	57	
	FLYERS TOTALS		422	30	100	130	350		65	2	18	20	57	

(a) Drafted by Atlanta in the first round (eighth overall) of the 2003 NHL Entry Draft.

(b) Traded to Philadelphia by Atlanta in exchange for Alexei Zhitnik on February 24, 2007

MISCELLANEOUS STATS

YEAR	TEAM	LEAGUE	REGULAR SEASON										PLAYOFFS			
			PP	SH	GW	S	S%	+/-	TF	F%	MIN	PP	SH	GW		
2005-06	Atlanta	NHL	0	0	0	4	0	-2	--	--	7:43	--	--	--		
2006-07	Atlanta	NHL	0	0	0	21	0	1	--	--	11:41	--	--	--		
	FLYERS	NHL	1	0	0	33	9.1	-2	--	--	20:58	--	--	--		
2007-08	FLYERS	NHL	5	0	2	113	8	17	--	--	21:14	0	0	0		
2008-09	FLYERS	NHL	3	0	0	130	5.4	7	--	--	24:37	0	0	0		
2009-10	FLYERS	NHL	1	0	0	122	4.1	-6	--	--	21:08	1	0	1		
2010-11	FLYERS	NHL	0	0	0	114	1.8	15	--	--	21:04	1	0	1		
2011-12	FLYERS	NHL	0	0	0	113	3.5	10	--	--	22:02	0	0	0		
	NHL TOTALS		10	0	2	650	4.6	40	--	--	21:02	2	0	2		



CAREER STATS VS. NHL

TEAM	GP	G	A	PTS	PIM
ANAHEIM	7	1	2	3	2
BOSTON	20	0	4	4	14
BUFFALO	22	2	6	8	27
CALGARY	5	1	0	1	0
CAROLINA	20	4	9	13	18
CHICAGO	4	0	1	1	4
COLORADO	6	0	3	3	8
COLUMBUS	4	0	1	1	0
DALLAS	9	0	0	0	8
DETROIT	5	0	3	3	0
EDMONTON	5	1	1	2	0
FLORIDA	25	2	3	5	16
LOS ANGELES	8	1	4	5	6
MINNESOTA	7	2	3	5	6
MONTREAL	23	2	6	8	18
NASHVILLE	5	0	0	0	0
NEW JERSEY	39	0	6	6	40
NY ISLANDERS	36	2	10	12	18
NY RANGERS	37	2	4	6	39
OTTAWA	22	2	9	11	15
PHILADELPHIA	0	0	0	0	
PHOENIX	8	0	0	0	6
PITTSBURGH	35	3	10	13	50
SAN JOSE	7	1	1	2	6
ST. LOUIS	3	0	0	0	4
TAMPA BAY	23	1	2	3	26
TORONTO	24	1	3	4	25
VANCOUVER	5	0	0	0	2
WASHINGTON	25	2	8	10	10
WINNIPEG	21	0	6	6	16
NHL TOTALS:	460	30	105	135	384



14 SEAN COUTURIER

CENTER | koo-TOO-ree-ay, SHAWN

BIRTHDATE: December 7, 1992 | **BIRTHPLACE:** Phoenix, Arizona

HEIGHT: 6'3" | **WEIGHT:** 197 | **SHOOTS:** Left | **SEASON:** 2nd NHL, 2nd Flyers

ACQUIRED: Draft-1st round (8th overall) in 2011

2011-12

Playoffs: Registered four points (3G, 1A) along with two PIM... Recorded his first hat trick on April 13 at PIT in Game 2 of the Eastern Conference Quarterfinals... **Regular Season:** Scored game-winner against NJD on March 13... Posted a five-game goal-scoring streak Jan. 8-17 (5G, 1A), which marked the first time in franchise history that two rookies had posted five-game goal-scoring streaks in the same season (Matt Read, Nov. 13-21)... scored his second short-handed goal of the season, also the game winning goal, against MIN on Jan. 17th... Scored the GVG on Jan. 10 @CAR and on Jan. 12 @NYI... missed four games (Dec. 19-27) after taking slapshot to the side of the head vs. BOS on Dec. 17... Recorded two goals vs. CBJ on Nov. 5 ... Recorded first NHL goal @ OTT on October 18... recorded first NHL point, an assist, on Oct. 12 vs. VAN... made his NHL debut on October 6 at BOS as the first 18-year-old to make the Flyers opening night roster since defenseman Luca Sbisa did so in 2008.

CAREER

2010-11: Appeared in 58 games for Drummondville Voltigeurs (QMJHL) ... Tied for fourth in QMJHL with 96 points (36G, 60A), hitting that number for the second consecutive year... named the league's Most Valuable Player, top 2011 Draft Prospect and was selected as a First-Team All-Star... Also finished second in the league with a plus-55 rating... was the youngest and only draft-eligible player on Team Canada at the 2011 World Junior Hockey Championships, winning a silver medal. **2009-10:** Played 68 games for Drummondville... recorded 96 points (41G, 55A) to lead the QMJHL in scoring, becoming the first 17-year-old to do so since Sidney Crosby with Rimouski Oceanic in 2004-05... also led the team with a plus-62 rating while often playing against the opposition's top players. **2008-09:** Appeared in 58 games for the Drummondville Voltigeurs (QMJHL)... recorded 31 points (9G, 22A)... won a gold medal with Canada's Under-18 team at the 2009 Memorial of Ivan Hlinka tournament. **2007-08:** played for the Notre Dame Hounds in 2007-08, winning the Saskatchewan Midget AAA championship alongside Jaden Schwartz (14th overall by St. Louis in 2010) and Brandon Gormley (13th overall by Phoenix in 2010). **Personal:** Father Sylvain was drafted 65th overall by Los Angeles in 1986 and played 33 games with the Kings between 1988-89 and 1991-92... is now the General Manager of the Acadie-Bathurst Titans in the QMJHL.


STATISTICAL CAREER HIGHS

	FLYERS	CAREER
MOST GOALS (GAME)	2 (vs. CBJ, 11/5/11)	2 (vs. CBJ, 11/5/11)
MOST ASSIST (GAME)	1 (FOURTEEN TIMES)	1 (FOURTEEN TIMES)
MOST POINTS (GAME)	2 (THREE TIMES)	2 (THREE TIMES)
MOST GOALS (SEASON)	13 (2011-12)	13 (2011-12)
MOST ASSIST (SEASON)	14 (2011-12)	14 (2011-12)
MOST POINTS (SEASON)	27 (2011-12)	27 (2011-12)
LONGEST GOAL-SCORING STREAK	5 GAMES (1/8/12-1/17/12)	5 GAMES (1/8/12-1/17/12)
LONGEST ASSIST-SCORING STREAK	NONE	NONE
LONGEST POINT-SCORING STREAK	6 GAMES (1/8/12-1/19/12)	6 GAMES (1/8/12-1/19/12)

CAREER RECORD

YEAR	TEAM	LEAGUE	REGULAR SEASON					PLAYOFFS				
			GP	G	A	PTS	PIM	GP	G	A	PTS	PIM
2008-09	Drummondville	QMJHL	58	9	22	31	14	19	1	7	8	8
2009-10	Drummondville	QMJHL	68	41	55	96	47	14	10	8	18	18
2010-11	Drummondville(a)	QMJHL	58	36	60	96	36	10	6	5	11	14
2011-12	FLYERS	NHL	77	13	14	27	14	11	3	1	4	2
FLYERS/NHL TOTALS			77	13	14	27	14	11	3	1	4	2

(a) Drafted by the Flyers in the first round (8th overall) of the 2011 NHL Entry Draft



CAREER STATS VS. NHL

TEAM	GP	G	A	PTS	PIM
ANAHEIM	1	0	0	0	0
BOSTON	4	0	1	1	2
BUFFALO	4	1	1	2	0
CALGARY	1	0	0	0	0
CAROLINA	4	1	0	1	2
CHICAGO	1	0	1	1	0
COLORADO	0	0	0	0	0
COLUMBUS	1	2	0	2	0
DALLAS	0	0	0	0	0
DETROIT	2	0	0	0	0
EDMONTON	0	0	0	0	0
FLORIDA	4	0	0	0	0
LOS ANGELES	1	0	0	0	0
MINNESOTA	1	1	0	1	0
MONTREAL	4	0	2	2	8
NASHVILLE	2	1	1	2	0
NEW JERSEY	6	1	2	3	0
NY ISLANDERS	6	2	2	4	0
NY RANGERS	5	0	0	0	0
OTTAWA	4	3	1	4	0
PHILADELPHIA	0	0	0	0	0
PHOENIX	2	0	0	0	0
PITTSBURGH	6	0	2	2	0
SAN JOSE	1	0	0	0	0
ST. LOUIS	1	0	0	0	0
TAMPA BAY	3	0	0	0	0
TORONTO	4	0	0	0	0
VANCOUVER	1	0	1	1	0
WASHINGTON	4	1	0	1	2
WINNIPEG	4	0	0	0	0
NHL TOTALS:	77	13	14	27	14

MISCELLANEOUS STATS

REGULAR SEASON												PLAYOFFS		
YEAR	TEAM	LEAGUE	PP	SH	GW	S	S%	+/-	TF	F%	MIN	PP	SH	GW
2011-12	FLYERS	NHL	0	2	4	116	11.2	18	788	47	14:08	0	0	0
NHL TOTALS			0	2	4	116	11.2	18	788	47	14:08	0	0	0



26 **RUSLAN FEDOTENKO**

LEFT WING | feh-doh-TEHN-koh, roos-LAHN

BIRTHDATE: January 18, 1979 | **BIRTHPLACE:** Kiev, Ukraine

HEIGHT: 6'1" | **WEIGHT:** 200 | **SHOOTS:** Left | **SEASON:** 11th NHL, 3rd Flyers

ACQUIRED: Free Agent – signed July 5, 2012

CAREER STATS VS. NHL

TEAM	GP	G	A	PTS	PIM
ANAHEIM	11	2	1	3	0
BOSTON	40	9	10	19	14
BUFFALO	39	10	15	25	32
CALGARY	10	2	4	6	8
CAROLINA	49	14	8	22	24
CHICAGO	11	2	2	4	10
COLORADO	12	2	2	4	2
COLUMBUS	10	2	3	5	4
DALLAS	11	2	3	5	4
DETROIT	8	1	0	1	2
EDMONTON	11	3	3	6	2
FLORIDA	52	7	9	16	48
LOS ANGELES	9	3	1	4	2
MINNESOTA	13	3	0	3	12
MONTREAL	38	5	11	16	16
NASHVILLE	10	1	1	2	2
NEW JERSEY	53	7	8	15	34
NY ISLANDERS	48	7	11	18	29
NY RANGERS	42	6	10	16	30
OTTAWA	41	6	6	12	20
PHILADELPHIA	42	16	12	28	22
PHOENIX	13	2	5	7	2
PITTSBURGH	41	8	16	24	16
SAN JOSE	12	3	1	4	10
ST. LOUIS	12	5	0	5	8
TAMPA BAY	24	8	2	10	11
TORONTO	41	9	7	16	25
VANCOUVER	10	1	3	4	8
WASHINGTON	51	12	12	24	16
WINNIPEG	52	11	18	29	47
NHL TOTALS:	816	169	184	353	460

2011-12

Tied his career-high with two goals, and registered season-highs with four shots, a plus-three rating and 19:06 of ice time on Nov. 25 at WSH; It was his 10th career two-goal performance, and first multi-goal effort since Feb. 21, 2009 ... Notched two power play points, including a goal and the primary assist on the game-winner, and was credited with three hits and three shots on goal on Oct. 24 at WPG ... Recorded assists in two consecutive games on Oct. 15 at NYI and Oct. 18 at VAN (two assists)

CAREER

2010-11: Ranked fourth on the Rangers with a plus-nine rating and fifth with 150 hits ... Skated in his 700th NHL game on Nov. 24 at Tampa Bay ... Tallied his first point as a Ranger with an assist in the home opener on Oct. 15 vs. Toronto, and notched his first goal as a Ranger on Oct. 21 at Toronto ... Made his return to the lineup in a 6-0 win at Washington on Feb. 25, after missing 14 games following an appendectomy on Feb. 2 and a separated shoulder sustained on Jan. 19 vs. Toronto ... Tallied his first multi-point effort as a Ranger with two assists on Oct. 27 vs. Atlanta ... Registered a plus-two rating while making his Rangers debut in the season opener on Oct. 9 at Buffalo ... Tied for the team lead in assists (two), third in points (two) and ranked second in hits (23) while skating in five playoff contests. **2009-10:** Reached the 30-point plateau for the seventh consecutive season and eighth time in his career ... Tied his career-high for assists and points in a single contest with a three-assist effort on Jan. 21 vs. Washington ... Tallied his 300th career point with an assist on Jan. 28 vs. Ottawa ... Skated in his 600th NHL game on Oct. 7 vs. Phoenix **2008-09:** Surpassed the 30-point mark for the seventh time ... Established a career-high in assists, and ranked second on the team with a career-high, plus-18 rating ... Recorded his first goal as a Penguin on Oct. 23 vs. Carolina ... Tallied the overtime game-winning on Nov. 11 at Detroit ... Posted a career-high tying, five-game scoring streak (three goals, four assists over the span) from Dec. 8 vs. Buffalo to Dec. 18 at Atlanta ... Ranked fourth on the team in playoff scoring with 14 points (seven goals, seven assists), tied for first with a plus-nine rating and ranked fourth with 59 hits in 24 contests ... Won his second Stanley Cup championship ... Recorded a goal in three consecutive post-season victories to help Penguins turn a 0-2 series deficit to Washington into a 3-2 series lead in the conference semifinals. **2007-08:** Led the team in power play goals (eight), tied for third in goals (16) and ranked fourth in hits (104) ... Tied his career-high with three points (one goal, two assists) in his Islanders' debut on Oct. 5 vs. Buffalo ... Skated in his 500th NHL game on Dec. 29 vs. New Jersey ... Named NHL Second Star of the Week for the period ending Feb. 17, registering five

points (four goals, one assist) and two game-winning goals in three games. **2006-07:** Notched his 100th NHL goal on Nov. 4 vs. Boston ... Skated in his 400th career NHL game on Nov. 6 at Long Island ... Recorded his 200th NHL point with an assist on Feb. 13 vs. Phoenix. **2005-06:** Established career-highs in goals (26), points (41) and shots on goal (164), and tied his career-high with six game-winning goals ... Ranked seventh on Tampa Bay in points and second in goals ... Tallied three points (one goal, two assists) on Feb. 4 vs. Washington. **2003-04:** Ranked second on Tampa Bay in shooting percentage (14.7) ... Tallied a career-high tying, three assists on Jan. 29 vs. Pittsburgh and Feb. 12 vs. Montreal ... Recorded two points (one goal, one assist), including his 100th career point on Jan. 3 vs. Philadelphia ... Helped lead Tampa Bay to the Stanley Cup Championship, tallying both Lightning goals (two goals) in a 2-1 victory vs. Calgary in Game 7 of the Stanley Cup Finals ... Established a post-season career-high in goals (12) in 22 playoff contests ... Tied for second among NHL skaters in playoff goals, while tying the Tampa Bay team record for most goals and game-winning goals (three) in a playoff year ... Ranked ninth among NHL skaters in playoff points (14) ... Established Tampa Bay franchise records for goals in a playoff series (six) and power play goals in a series (four) in the Eastern Conference Finals vs. Philadelphia. **2002-03:** Led Tampa Bay and tied for 15th in the NHL in game-winning goals (six) ... Skated in 11 playoff games. **2001-02:** Skated in his 100th career NHL game on Dec. 6 vs. Islanders ... Recorded the game-winning goal at 7:47 of overtime in a 1-0 victory vs. Ottawa on Apr. 17 in Game 1 of the Eastern Conference quarterfinals. **2000-01:** Tied for fifth among NHL rookies in points (36), eighth in assists (20), ranked sixth in goals (16), and fourth in shootout percentage (13.4%) ... Recorded one assist in his NHL debut on Oct. 24 vs. the Rangers at Madison Square Garden ... Recorded his first career NHL goal, the game-winner, on Nov. 4 vs. Buffalo ... Made his NHL Playoff debut on Apr. 11 vs. Buffalo in Game 1 of Eastern Conference quarterfinals ... Recorded his first career playoff point with an assist on Apr. 19 vs. Buffalo in Game 5 of Eastern Conference quarterfinals.

STATISTICAL CAREER HIGHS

	FLYERS	CAREER
MOST GOALS (GAME)	2 (THREE TIMES)	2 (TEN TIMES)
MOST ASSIST (GAME)	2 (FOUR TIMES)	3 (THREE TIMES)
MOST POINTS (GAME)	3 (vs. ATL, 1/5/01)	3 (TEN TIMES)
MOST GOALS (SEASON)	17 (2001-02)	26 (2005-06)
MOST ASSIST (SEASON)	20 (2000-01)	23 (2008-09)
MOST POINTS (SEASON)	36 (2000-01)	41 (2005-06)
LONGEST GOAL-SCORING STREAK	3 GAMES (TWO TIMES)	3 GAMES (SIX TIMES)
LONGEST ASSIST-SCORING STREAK	2 GAMES (2/4/02-2/6/02)	4 GAMES (2008-09)
LONGEST POINT-SCORING STREAK	2 GAMES (TWO TIMES)	4 GAMES (ONE TIME)

CAREER RECORD

YEAR	TEAM	LEAGUE	REGULAR SEASON					PLAYOFFS				
			GP	G	A	PTS	PIM	GP	G	A	PTS	PIM
1995-96	Kiev Sokol	Russia	2	2	0	0	0					
1997-98	Melfort	SJHL	64	35	31	66	55					
1998-99	Sioux City (a)	USHL	55	43	34	77	139	5	5	1	6	9
1999-00	PHANTOMS	AHL	67	16	34	50	42	24	2	0	0	0
1999-00	Trenton	ECHL	8	5	3	8	9					
2000-01	FLYERS	NHL	74	16	20	36	72	6	0	1	1	4
2000-01	PHANTOMS	AHL	8	1	0	1	8					
2001-02	FLYERS (b)	NHL	78	17	9	26	43	5	1	0	1	2
2002-03	Tampa Bay	NHL	76	19	13	32	44	11	0	1	1	2
2003-04	Tampa Bay	NHL	77	17	22	39	30	22	12	2	14	14
2005-06	Tampa Bay	NHL	80	26	15	41	44	5	0	0	0	20
2006-07	Tampa Bay (c)	NHL	80	12	20	32	52	4	0	0	0	4
2007-08	NY Islanders (d)	NHL	67	16	17	33	40					
2008-09	Pittsburgh	NHL	65	16	23	39	44	24	7	7	14	4
2009-10	Pittsburgh (e)	NHL	80	11	19	30	50	6	0	0	0	4
2010-11	NY Rangers	NHL	66	10	15	25	25	5	0	2	2	4
2011-12	NY Rangers	NHL	73	9	11	20	16	20	2	5	7	8
NHL TOTALS			816	169	184	353	460	108	22	18	40	66
FLYERS TOTALS			152	33	29	62	115	11	1	1	2	6

- (a) Signed as a free agent by Philadelphia, August 3, 1999.
(b) Traded to Tampa Bay by Philadelphia with Tampa Bay's 2nd round pick in 2002 and Phoenix's 2nd round pick in 2002 for Tampa Bay's 1st round pick in 2002, June 21, 2002
(c) Signed as a free agent by NY Islanders, July 4, 2007
(d) Signed as a free agent by Pittsburgh, July 3, 2008
(e) Signed as a free agent by NY Rangers, October 4, 2010

26 RUSLAN FEDOTENKO

MISCELLANEOUS STATS

			REGULAR SEASON										PLAYOFFS		
YEAR	TEAM	LEAGUE	PP	SH	GW	S	S%	+/-	TF	F%	MIN	PP	SH	GW	
2000-01	FLYERS	NHL	1	0	1	94	9.6	-7	7	71.4	14:38	0	0	0	
2001-02	FLYERS	NHL	0	1	0	120	8.3	9	41	43.9	13:56	0	0	1	
2002-03	Tampa Bay	NHL	3	0	3	158	7	-17	90	48.9	16:01	0	0	0	
2003-04	Tampa Bay	NHL	1	0	3	117	13.7	18	58	55.2	14:39	5	0	3	
2005-06	Tampa Bay	NHL	8	0	2	121	13.2	-9	28	42.8	15:21	0	0	0	
2006-07	Tampa Bay	NHL	2	0	1	154	7.8	-3	8	25	16:05	0	0	0	
2007-08	NY Islanders	NHL	4	0	6	164	15.9	-4	28	39.3	16:42	0	0	0	
2008-09	Pittsburgh	NHL	0	0	3	116	14.7	14	18	22.2	14:06	0	0	0	
2009-10	Pittsburgh	NHL	6	0	6	114	16.7	-7	28	35.7	14:39	0	0	0	
2010-11	NY Rangers	NHL	0	1	3	121	14	15	32	37.5	15:00	0	0	0	
2011-12	NY Rangers	NHL	3	0	4	119	13.4	8	34	47	13:36	0	0	0	
NHL TOTALS			28	2	32	1398	12.1	17	372	42.6	14:59	5	0	4	

27 BRUNO GERVAIS

DEFENSE | ZHUR-vay, BROO-noh

BIRTHDATE: October 3, 1984 | **BIRTHPLACE:** Longueuil, Quebec

HEIGHT: 6'1" | **WEIGHT:** 200 | **SHOOTS:** Right | **SEASON:** 7th NHL, 1st Flyers

ACQUIRED: Free Agent — signed July 5, 2012



CAREER STATS VS. NHL

TEAM	GP	G	A	PTS	PIM
ANAHEIM	6	0	0	0	4
BOSTON	17	0	2	2	10
BUFFALO	19	1	5	6	8
CALGARY	5	1	2	3	4
CAROLINA	22	1	6	7	10
CHICAGO	5	0	1	1	4
COLORADO	5	1	1	2	0
COLUMBUS	7	0	2	2	0
DALLAS	5	0	2	2	0
DETROIT	4	1	2	3	0
EDMONTON	5	0	0	0	2
FLORIDA	19	0	1	1	1
LOS ANGELES	7	0	0	0	0
MINNESOTA	4	1	2	3	2
MONTREAL	19	1	1	2	4
NASHVILLE	4	1	0	1	0
NEW JERSEY	30	0	1	1	27
NY ISLANDERS	3	0	0	0	0
NY RANGERS	24	1	3	4	11
OTTAWA	17	1	1	2	6
PHILADELPHIA	28	2	6	8	10
PHOENIX	6	0	2	2	6
PITTSBURGH	33	0	9	9	20
SAN JOSE	5	0	0	0	4
ST. LOUIS	6	0	2	2	0
TAMPA BAY	16	1	4	5	2
TORONTO	17	0	5	5	15
VANCOUVER	5	0	1	1	0
WASHINGTON	18	1	3	4	2
WINNIPEG	20	1	2	3	8
NHL TOTALS:	381	15	66	81	160

2011-12

Appeared in 50 games with Tampa Bay... Posted six goals and seven assists for 13 points along with eight penalty minutes.

CAREER

2010-11: Appeared in 53 games with NYI... Recorded 6 assists on the season... Ranked 7th among Islanders defensemen in points... Tied a single-game career-high for shots on goal with 5 on 11/20 vs. FLA... Saw a season-high with 23:18 in average ice time on 2/22 at TOR... Was 7th on the team with 79 blocked shots... Was 6th among NYI defensemen in penalty minutes with 30... **2009-10:** Established new career-highs in games played (71) and shots (83) in his 5th season with NYI... For the 3rd straight season, scored a career-high 3 goals... Scored the game winning goal against CGY on 3/25... Scored a goal and an assist on 1/12 vs. DET... **2008-09:** Established career highs in assists (16), points (19) and average time on ice (21:35) in 69 games with NYI... Tied a career-high with 3 goals... Had a single game career-high +4 rating on 2/26 vs. TOR... Played in his 200th NHL game on 3/28 vs. PHI... Tied his career-high with 2 assists on 4/4 vs. TBL... Scored his 1st goal since 4/18/06 (a span of 160 games) for the 1st game-winning goal of his career on 3/2 vs. COL... **2007-08:** Appeared in 60 games during his 3rd season with NYI, scoring 13 points (13 assists)... Missed 21 games due to injury, including the last 15 due to a concussion and thigh contusion... **2006-07:** Recorded 6 assists in 51 games with NYI... Missed a total of 31 games with an ankle injury, including the final 24 of the regular season... Made the roster out of training camp for the 1st time in his career... **2007 Playoffs:** Made his Stanley Cup Playoff debut in Game 1 of ECQF at BUF on 4/12... Scored his 1st NHL playoff goal in Game 2 on 4/14... **2005-06:** Split his 2nd professional season between NYI and the Sound Tigers... Played in 27 games with NYI, registering 7 points (3g-4a-7p)... Made his NHL debut on 12/4 at DET and saw 4:04 minutes of ice time during 4 shifts... Tallied his 1st NHL assist on 1/19 at CAR... Scored his 1st NHL goal on 3/19 at TBL (John Grahame)... Registered his 1st 2-point NHL game (1g-1a-2p), including his 1st power play goal on 3/25 vs. ATL... Ranked 1st among Sound Tiger defensemen and 6th on the team in points with 42 (17g-25a-42p) in only 55 games... Led all Sound Tiger defensemen in goals and assists... Led the Sound Tigers and ranked 2nd among AHL defensemen in goals... Also appeared in all 7 games for the Sound Tigers in their 1st-round Calder Cup Playoff series vs. Wilkes-Barre/Scranton... Led all Sound Tiger defensemen in points with 3 (1g-2a-3p)... **2004-05:** Made his professional debut with the Sound Tigers, playing in 76 games... Finished 5th on the team in scoring with 30 points and 4th in assists with 22... Finished 2nd among Bridgeport defensemen in goals (8), assists and points... Junior: In 2003-04, played in only 23

27 BRUNO GERVAIS

games for Acadie-Bathurst of the QMJHL and missed the majority of the season recovering from a knee injury suffered on 12/12 while in training camp for Team Canada's National Junior team...In 2002-03, finished tied for 5th on Acadie-Bathurst in scoring with 50 points...Led all QMJHL defensemen in goals scored with 22...Ranked 5th in the league among defensemen in points with 50...Named to the QMJHL 2nd All-Star Team...Finished the season with a plus-47 rating and recorded 17 power play goals...Led all Acadie-Bathurst defensemen in post-season scoring with 8 points (3g-5a-8p) in 11 games...In 2001-02, made his QMJHL debut with Acadie-Bathurst...Ranked 3rd among team defensemen in points with 16 (4g-12a-16p).

STATISTICAL CAREER HIGHS

	FLYERS	CAREER
MOST GOALS (GAME)	NONE	1 (15 TIMES)
MOST ASSIST (GAME)	NONE	2 (SIX TIMES)
MOST POINTS (GAME)	NONE	2 (10 TIMES)
MOST GOALS (SEASON)	NONE	6 (2011-12)
MOST ASSIST (SEASON)	NONE	16 (2008-09)
MOST POINTS (SEASON)	NONE	19 (2008-09)
LONGEST GOAL-SCORING STREAK	NONE	NONE
LONGEST ASSIST-SCORING STREAK	NONE	2 GAMES (FOUR TIMES)
LONGEST POINT-SCORING STREAK	NONE	2 GAMES (FOUR TIMES)

CAREER RECORD

YEAR	TEAM	LEAGUE	REGULAR SEASON					PLAYOFFS				
			GP	G	A	PTS	PIM	GP	G	A	PTS	PIM
2001-2002	Acadie-Bathurst	QMJHL	65	4	12	16	42	16	3	1	4	8
2002-2003	Acadie-Bathurst (a)	QMJHL	72	22	28	50	73	11	3	5	8	14
2003-2004	Acadie-Bathurst	QMJHL	23	4	6	10	28	--	--	--	--	--
2004-2005	Bridgeport	AHL	76	8	22	30	58	--	--	--	--	--
2005-2006	NY Islanders	NHL	27	3	4	7	8	--	--	--	--	--
2005-2006	Bridgeport	AHL	55	17	25	42	70	7	1	2	3	0
2006-2007	NY Islanders	NHL	51	0	6	6	28	5	1	1	2	2
2006-2007	Bridgeport	AHL	3	0	0	0	6	--	--	--	--	--
2007-2008	NY Islanders	NHL	60	0	13	13	34	--	--	--	--	--
2008-2009	NY Islanders	NHL	69	3	16	19	33	--	--	--	--	--
2009-2010	NY Islanders	NHL	71	3	14	17	31	--	--	--	--	--
2010-2011	NY Islanders (b)	NHL	53	0	6	6	30	--	--	--	--	--
2011-2012	Tampa Bay	NHL	50	6	7	13	8	--	--	--	--	--
NHL TOTALS			381	15	66	81	172	5	1	1	2	2

(a) Drafted by NY Islanders in the 6th round (182nd overall) in the 2003 NHL Entry Draft

(b) Traded to Tampa Bay by NY Islanders for future considerations, June 25, 2011

MISCELLANEOUS STATS

REGULAR SEASON												PLAYOFFS		
YEAR	TEAM	LEAGUE	PP	SH	GW	S	S%	+/-	TF	F%	MIN	PP	SH	GW
2005-06	NY Islanders	NHL	1	0	0	21	14.3	-1	--	--	16:47	--	--	--
2006-07	NY Islanders	NHL	0	0	0	47	0	-10	--	--	15:23	0	0	0
2007-08	NY Islanders	NHL	0	0	0	59	0	-5	--	--	20:00	--	--	--
2008-09	NY Islanders	NHL	0	0	1	82	3.7	-15	--	--	21:36	--	--	--
2009-10	NY Islanders	NHL	1	0	1	83	3.6	-15	--	--	20:01	--	--	--
2010-11	NY Islanders	NHL	0	0	0	43	0	-14	--	--	15:41	--	--	--
2011-12	Tampa Bay	NHL	1	0	0	57	10.5	-4	--	--	14:16	--	--	--
NHL TOTALS			3	0	2	392	3.8	-64	--	--	18:05	0	0	0

CAREER STATS VS. NHL

TEAM	GP	G	A	PTS	PIM
ANAHEIM	5	2	3	5	0
BOSTON	15	2	6	8	6
BUFFALO	15	2	16	18	2
CALGARY	4	1	2	3	2
CAROLINA	12	4	8	12	0
CHICAGO	4	0	7	7	0
COLORADO	2	1	0	1	5
COLUMBUS	4	1	2	3	0
DALLAS	5	2	4	6	4
DETROIT	5	2	1	3	2
EDMONTON	3	0	2	2	0
FLORIDA	16	4	3	7	4
LOS ANGELES	5	0	4	4	2
MINNESOTA	4	0	1	1	0
MONTREAL	12	5	2	7	6
NASHVILLE	5	2	3	5	2
NEW JERSEY	19	6	13	19	16
NY ISLANDERS	21	5	17	22	13
NY RANGERS	23	6	17	23	4
OTTAWA	15	2	8	10	5
PHILADELPHIA	0	0	0	0	0
PHOENIX	4	2	2	4	2
PITTSBURGH	19	7	8	15	12
SAN JOSE	5	3	2	5	4
ST. LOUIS	4	0	1	1	6
TAMPA BAY	14	2	11	13	4
TORONTO	14	5	8	13	4
VANCOUVER	4	1	4	5	0
WASHINGTON	13	6	2	8	4
WINNIPEG	14	5	8	13	4
NHL TOTALS:	285	78	165	243	113

28 CLAUDE GIROUX

CENTER | zhih-ROO, KLOHD

BIRTHDATE: January 12, 1988 | **BIRTHPLACE:** Hearst, Ontario

HEIGHT: 5'11" | **WEIGHT:** 172 | **SHOOTS:** Right | **SEASON:** 5th NHL, 5th Flyers

ACQUIRED: Draft – 1st Round (22nd overall) in 2006



2011-12

Playoffs: Appeared in 10 games...Led the team in scoring with 17 points (8G, 9A) along with 13 penalty minutes... Received a one-game suspension on May 7 for a hit on NJD's Danis Zubrus during Game 4 of the ECQF... Scored 14 points in the ECQF vs. PIT, leading all NHL players... became just the second player in Flyers history to score 14 or more points in a playoff series, trailing only Tim Kerr's 15 points (10G, 5A) in the 1989 Division Finals vs. Pittsburgh... became only the second NHL player since 1993 to score at least 14 points in a playoff series of fewer than seven games (S. Crosby, PIT, 14 in 6 gm series vs. OTT in 2010)... scored game's first goal 32 sec into ECQF Gm 6 after delivering hit on S. Crosby off opening faceoff... set a Flyers franchise record for points in a playoff game with his six-point night in Game 2 of the ECQF (3G, 3A). **Regular Season:** Recipient of the Bobby Clarke Trophy as Flyers MVP for the second consecutive year... also the recipient of the Flyers Toyota Cup, earning the most points via a formula for being named a Star of the Game... finished third in the NHL in scoring with career highs of 28G, 65A and 93 points, the best season for a Flyer since Eric Lindros had 93 points in 1998-99... 65A were the most assists by a Flyer since Lindros posted 68 in 1995-96 and were the ninth-most in a season in franchise history... became the fourth Flyer ever to record 50 or more assists in consecutive seasons (B. Clarke, B. Propp, M. Recchi)... led the league in PP points (38 – 6G, 32A)... set a career high with his 26th goal of the season on Mar. 15 against NYI... recorded three assists on March 1 vs. NYI, his eighth game of three or more points this season... recorded a career-high five assists against BUF on Feb. 16... Recorded his 200th point in the NHL and as a Flyer on Jan. 17th vs. MIN (assist) ... scored one of the Flyers' two goals in the 2012 Bridgestone NHL Winter Classic at Citizens Bank Park... Posted his fourth career four-point game on Dec. 21 @ DAL in his first-game back after missing four games with a concussion... Recorded his third career four-point game and second this season on Dec. 7 @ BUF... Scored the GWG in three consecutive games on the road against ANA, PHX, and BUF (Dec. 2-7)... Recorded his first two-goal game of the season and the fifth of his career @ CAR on Nov. 14... Registered his second career four-point game with a goal and three assists, along with a plus-4 on Oct. 29 vs CAR... started the season with goals in five of the Flyers' first six games (5-3-8), including three points (1G, 2A) in the home opener vs. VAN on Oct. 12.

CAREER

2010-11: Playoffs: Had two assists in each of the final three games of the series... Finished the ECQF with team high nine points (1G, 8A, T-1st in NHL) and eight assists (1st in NHL). **Regular Season:** Recipient of the Bobby Clarke Trophy as the most valuable player on the team, as voted on by a panel of sportscasters and sportswriters, as well as the Gene Hart Memorial Award as the Flyer that demonstrated the most "Heart" during the season, as voted on by members of the Fan Club... Finished first on the team in assists (51 – 8th in NHL), points (76 – T-11th in NHL), shorthanded assists (4 – 1st in NHL), shorthanded points (7 – T-2nd in NHL), tied for the team lead in shorthanded goals (3 – T-10th in NHL) and power play goals (8), and finished third in goals (25), all new career highs... Had a four-game point streak (2G, 4A) from 2/22-Feb. 26... Had a five-game point streak (2G, 5A) from March 8-17... Played in his 200th game in the NHL and as a Flyer at NYI on March 26... Had a four-game point streak (0G, 5A) from April 1-8... Had a three-game point streak (0G, 6A) from Jan. 20-23... Recorded four assists, a new career high for assists in a game, at CHI on Jan. 23... Scored his 16th goal of the season, tying his career high, at Montreal on Dec. 15... Had a three-assist game at LAK on Dec. 30... Recorded his 100th NHL point vs. SJS on Dec. 8... Had a three-game point streak from Dec. 4-8... Had a three-point game (1G, 2A) vs. OTT on Nov. 15... Had a three-game streak with two or more points in each game from Nov. 11-15... Signed a three-year contract extension with the Flyers on Nov. 8... Had a five-game point streak (4G, 5A) from Oct. 26-Nov. 4... Recorded a shorthanded goal, the first of his career, at PIT on Oct. 7... **2009-10:** Set new career highs for goals (16), assists (31) and points (47) in a single season... Finished the season with six points in his last seven games (2G, 4A)... Scored the winning goal in the shootout to give the Flyers a 2-1 win vs. NYR on April 11, the final regular season game and a berth in the playoffs... Set up Chris Pronger's game-winning-goal with 2.1 seconds left in the Flyers 3-2 win vs. CHI on March 13... Appeared in his 100th NHL game on Feb. 6 at Minnesota... Had a goal, assists and +3 @ NYR on Dec. 30... Set new career-high in goals (10) and points (29) in a season with his goal vs. Dallas on Jan. 12... Tied career-high in assists (18) at NYR on Dec. 30... Had 3 points (2G, 1A) at SJS on Nov. 20... Scored a goal in Game 4 of Stanley Cup Final vs. CHI... Had 3 pts (1G, 2A), including scoring a game winning goal in overtime in Game 3... Led the series in scoring

28 CLAUDE GIROUX

with 6 pts (3G, 3A) and a plus/minus rating of +7... Had one assist in Game 5 of Eastern Conference Finals vs. MTL... Scored 2 game winning goals, including a game winning goal in Game 4... Recorded an assist in Game 2... Had 2 pts (1G,1A) and went +4 in Game 1...Recorded 5 pts (1G,4A) in Eastern Conference Semifinals vs. BOS... Had an assist in Game 7... His 24:52 of T01 in Game 2 was career high for a playoff game... Led Flyers in goals (4) and 2nd in points (6) in Eastern Conference Quarterfinals vs. NJD... Recorded 3 pts (2G,1A) in Game 5 (1st 2-goal and 3-point playoff game of career)...**2008-09:** Tied for the team lead with five points (2G,3A) in six playoff games... Recorded his first NHL playoff point (assist) atPittsburgh in Game 2 on April 17... Recorded his first NHL playoff goal in Game 3 against Pittsburgh on April 19... Was recalled by the Flyers on March 3 after he was loaned to the Phantoms on Feb. 28...Recorded three points (1G,2A) at NYR on Feb. 15, his first multiple-point game in the NHL... Missed five games (Jan. 3-13) due to a mild concussion... Posted a goal at FLA on Jan. 27 (1st NHL goal)... Registered an assist at VAN on Dec. 30 (1st NHL point)... Named the AHL rookie of the month for December after posting 14 points (8G,6A) and a +12 in eight games with the Phantoms... Was selected to the Canadian AHL All-Star Team in the 2009 AHL All-Star Classic (did not participate)...**2007-08:** Appeared in two games for the Flyers, making his NHL debut on Feb. 19 at OTT... Concluded a four-year career with Gatineau (QMJHL) by leading the Olympiques to the President's Cup as QMJHL champions...Recipient of the Guy Lafleur Trophy, given to the Most Valuable Player of the QMJHL Tournament...Set franchise records with 51 points and 34 assists in the playoffs, while leading the team and ranking second in the league with 17 playoff goals...During the regular season, led Gatineau in points (106 – second in the QMJHL), assists (68 – tied for second in the QMJHL), plus/minus (+40 – third in the QMJHL), game-winning goals (8) and shorthanded goals (6 – third in the QMJHL)...Tied for team lead in goals with 38...Named to the QMJHL First All-Star Team... Helped Team Canada capture its fourth consecutive gold medal in the Under-20 World Junior Championships in the Czech Republic...Recorded six points (2G, 4A) and eight penalty minutes in seven games, and scored a goal in the gold medal game against Sweden...**2006-07:** Joined the Phantoms following the end of Gatineau's season and appeared in five games, posting a goal and an assist... Led Gatineau in points (112 – 4th overall in the QMJHL), goals (48 – 6th overall in the QMJHL)... Ranked second on the team in assists (64 – 6th overall in the QMJHL)...Ranked second on the team in power-play goals (20)...Named QMJHL Offensive Player of the Week 9/14-9/17...Named QMJHL Player of the Month – Sept. 2006... **2005-06:** Led Gatineau in goals (39 – tied for 19th overall in the QMJHL, T-1st among QMJHL rookies), assists (64 – 11th overall in the QMJHL, first among QMJHL rookies) and plus/minus (+30 – T-16th overall in the QMJHL, 2nd among QMJHL rookies)...Was tied for second on the team in power-play goals (14 – T-1st among QMJHL rookies)...Was named to the QMJHL All-Rookie Team...Named Player of the Month – Rookie – in December and March... Participated in the Canadian National Junior Team Development Camp, held in Calgary.

STATISTICAL CAREER HIGHS

	FLYERS	CAREER
MOST GOALS (GAME)	2 (SIX TIMES)	2 (SIX TIMES)
MOST ASSIST (GAME)	5 (vs. BUF, 2/16/12)	5 (vs. BUF, 2/16/12)
MOST POINTS (GAME)	5 (vs. BUF, 2/16/12)	5 (vs. BUF, 2/16/12)
MOST GOALS (SEASON)	28 (2011-12)	28 (2011-12)
MOST ASSIST (SEASON)	65 (2011-12)	65 (2011-12)
MOST POINTS (SEASON)	93 (2011-12)	93 (2011-12)
LONGEST GOAL-SCORING STREAK	3 GAMES (3/29/09 – 4/3/09)	3 GAMES (3/29/09- 4/3/09)
LONGEST ASSIST-SCORING STREAK	4 GAMES (FOUR TIMES)	4 GAMES (FOUR TIMES)
LONGEST POINT-SCORING STREAK	5 GAMES (10/27/11-11/5/11)	5 GAMES (10/27/11-11/5/11)

CAREER RECORD

YEAR	TEAM	LEAGUE	REGULAR SEASON					PLAYOFFS				
			GP	G	A	PTS	PIM	GP	G	A	PTS	PIM
2005-06	Gatineau (a)	QMJHL	69	39	64	103	64	17	5	15	20	24
2006-07	Gatineau	GMJHL	63	48	64	112	49	5	2	5	7	2
	PHANTOMS	AHL	5	1	1	2	6	--	--	--	--	--
2007-08	FLYERS	NHL	2	0	0	0	0	--	--	--	--	--
	Gatineau	QMJHL	55	38	68	106	37	19	17	34	51	6
2008-09	FLYERS	NHL	42	9	18	27	14	6	2	3	5	6
	PHANTOMS	AHL	33	17	17	34	22	--	--	--	--	--
2009-10	FLYERS	NHL	82	16	31	47	23	23	10	11	21	4
	FLYERS	NHL	82	25	51	76	47	11	1	11	12	8
2011-12	FLYERS	NHL	77	28	65	93	29	10	8	9	17	13
FLYERS/NHL TOTALS			285	78	165	243	113	50	21	34	55	31

(a) Drafted by the Flyers in the first round (22nd overall) of the 2006 NHL Entry Draft.

MISCELLANEOUS STATS

YEAR	TEAM	LEAGUE	REGULAR SEASON									PLAYOFFS		
			PP	SH	GW	S	S%	+/-	TF	F%	MIN	PP	SH	GW
2007-08	FLYERS	NHL	0	0	0	2	0	-2	--	--	9:34	--	--	--
2008-09	FLYERS	NHL	2	0	0	67	13.4	10	309	47.2	15:09	0	0	0
2009-10	FLYERS	NHL	8	0	2	145	11	-9	600	49.5	16:36	3	0	2
2010-11	FLYERS	NHL	8	3	5	169	14.8	20	1095	50	19:23	0	0	0
2011-12	FLYERS	NHL	6	0	5	242	11.6	6	1543	53.7	21:32	3	2	0
NHL TOTALS			24	3	12	625	10.16	18	3547	50.1	18:29	6	2	2



8 NICKLAS GROSSMANN

DEFENSE | GROHS-man, NIHK-luhs

BIRTHDATE: January 22, 1985 | **BIRTHPLACE:** Stockholm, Sweden

HEIGHT: 6'4" | **WEIGHT:** 226 | **SHOOTS:** Left | **SEASON:** 7th NHL, 2nd Flyers

ACQUIRED: Trade from Dallas, Feb. 16, 2012

2011-12

Playoffs: Appeared in nine playoff games...recorded one assist and eight PIM...Missed two games after obtaining a concussion during Game 4 of the ECQF vs. PIT... **Regular Season:** Sustained a lower-body injury on April 4 vs. PIT... Recorded two assists on Feb. 25 at CGY... posted his first point as a Flyer on Feb. 21 at WPG (assist)... made his Flyers debut on Feb. 18 vs. PIT.... Led Dallas with 100 blocked shots at the time of the trade... played in his 300th career NHL game on Nov. 25 vs. TOR

CAREER

2010-11: Appeared in 59 games with Dallas, recording one goal and 9 assists for 10 points...recorded 35 penalty minutes and was plus-7 for the season. **2009-10:** Appeared in 71 games with Dallas...tallied 7 assists and 32 penalty minutes... ended the season with a -3. **2008-09:** Appeared in 81 games with Dallas and was -8 on the season...recorded a total of 12 points (2G, 10A) and 51 penalty minutes **2007-08:** Appeared in 62 games with Dallas after starting the season with their AHL affiliate (Iowa Stars)...recorded 7 assists and 22 PIM along with a plus-10 rating...Appeared in 18 games, recording 2 points (1G, 1A) during the only playoff run Dallas would have during Grossmann's time on the team.



CAREER STATS VS. NHL

TEAM	GP	G	A	PTS	PIM
ANAHEIM	26	0	2	2	21
BOSTON	5	0	0	0	0
BUFFALO	4	0	1	1	0
CALGARY	15	1	4	5	8
CAROLINA	5	0	2	2	10
CHICAGO	15	0	1	1	6
COLORADO	16	0	0	0	19
COLUMBUS	18	0	4	4	4
DALLAS	0	0	0	0	0
DETROIT	19	1	1	2	8
EDMONTON	18	0	3	3	14
FLORIDA	7	0	2	2	2
LOS ANGELES	26	0	1	1	8
MINNESOTA	19	1	3	4	8
MONTREAL	4	0	0	0	0
NASHVILLE	14	0	3	3	10
NEW JERSEY	10	0	0	0	10
NY ISLANDERS	7	0	4	4	4
NY RANGERS	6	0	0	0	4
OTTAWA	5	0	1	1	2
PHILADELPHIA	6	0	1	1	0
PHOENIX	23	0	2	2	6
PITTSBURGH	8	0	0	0	6
SAN JOSE	26	0	3	3	16
ST. LOUIS	17	0	1	1	10
TAMPA BAY	5	0	0	0	2
TORONTO	7	0	1	1	0
VANCOUVER	15	0	1	1	2
WASHINGTON	5	0	0	0	0
WINNIPEG	4	0	3	3	0
NHL TOTALS:	355	3	44	47	180

8 NICKLAS GROSSMANN

STATISTICAL CAREER HIGHS

	FLYERS	CAREER
MOST GOALS (GAME)	NONE	1 (THREE TIMES)
MOST ASSIST (GAME)	2 (vs. CGY, 2/25/15)	2 (vs. CGY, 2/25/15)
MOST POINTS (GAME)	2 (vs. CGY, 2/25/15)	2 (vs. CGY, 2/25/15)
MOST GOALS (SEASON)	NONE	2 (2008-09)
MOST ASSIST (SEASON)	6 (2011-12)	11 (2011-12)
MOST POINTS (SEASON)	12 (2008-09)	12 (2008-09)
LONGEST GOAL-SCORING STREAK	NONE	NONE
LONGEST ASSIST-SCORING STREAK	NONE	2 GAMES (FOUR TIMES)
LONGEST POINT-SCORING STREAK	NONE	2 GAMES (FIVE TIMES)

CAREER RECORD


YEAR	TEAM	LEAGUE	REGULAR SEASON					PLAYOFFS				
			GP	G	A	PTS	PIM	GP	G	A	PTS	PIM
2002-03	Sodertalje SK, Jr. Swe-Jr		34	1	1	2	32	--	--	--	--	--
2003-04	Sodertalje SK, Jr. (a)	Swe-Jr	33	1	2	3	32	2	0	0	0	0
	Sodertalje SK, Sweden		1	0	0	0	0	--	--	--	--	--
2004-05	Sodertalje SK, Jr. Swe-Jr		12	3	6	9	8	1	0	0	0	0
	Sodertalje SK, Sweden		31	0	2	2	14	9	0	0	0	0
	Sweden	WJC-A	6	0	0	0	37	--	--	--	--	--
2005-06	Iowa	AHL	61	2	3	5	49	7	0	1	1	4
2006-07	Dallas	NHL	8	0	0	0	4	--	--	--	--	--
	Iowa	AHL	67	2	8	10	40	8	0	0	0	10
2007-08	Dallas	NHL	62	0	7	7	22	18	1	1	2	6
	Iowa	AHL	10	0	0	0	10	--	--	--	--	--
2008-09	Dallas	NHL	81	2	10	12	51	--	--	--	--	--
	Sweden	WC-A	9	0	1	1	4	--	--	--	--	--
2009-10	Dallas	NHL	71	0	7	7	32	--	--	--	--	--
2010-11	Dallas	NHL	59	1	9	10	35	--	--	--	--	--
	Sweden	WC-A	2	0	0	0	4	--	--	--	--	--
2011-12	Dallas (b)	NHL	52	0	5	5	26	--	--	--	--	--
	FLYERS	NHL	22	0	6	6	10	9	0	1	1	8
	NHL TOTALS		355	3	44	47	180	27	1	2	3	14
	FLYERS TOTALS		22	0	6	6	10	9	0	1	1	8

(a) Drafted by Dallas in the second round (56th overall) of the 2004 NHL Entry Draft.

(b) Traded to the Flyers by Dallas for a 2012 2nd round pick, previously acquired from Los Angeles, and a 2013 3rd round pick, previously acquired from Minnesota.

MISCELLANEOUS STATS

REGULAR SEASON												PLAYOFFS		
YEAR	TEAM	LEAGUE	PP	SH	GW	S	S%	+/-	TF	F%	MIN	PP	SH	GW
2007-08	FLYERS	NHL	0	0	0	2	0	-2	--	--	9:34	--	--	--
2008-09	FLYERS	NHL	2	0	0	67	13.4	10	309	47.2	15:09	0	0	0
2009-10	FLYERS	NHL	8	0	2	145	11	-9	600	49.5	16:36	3	0	2
2010-11	FLYERS	NHL	8	3	5	169	14.8	20	1095	50	19:23	0	0	0
2011-12	FLYERS	NHL	6	0	5	242	11.6	6	1543	53.7	21:32	3	2	0
NHL TOTALS		NHL	24	3	12	625	10.16	18	3547	50.1	18:29	6	2	2



3 ERIK GUSTAFSSON

DEFENSE | GOOS-tahf-suhn, AIR-ihk

BIRTHDATE: December 15, 1988 | **BIRTHPLACE:** Kvissleby, Sweden

HEIGHT: 5'10" | **WEIGHT:** 179 | **SHOOTS:** Left | **SEASON:** 3rd NHL, 3rd Flyers

ACQUIRED: Free Agent – signed March 31, 2010

2011-12

Playoffs: Posted two points (1G,1A) along with two penalty minutes in seven games... Recorded his first playoff goal on April 22 vs. PIT...Recalled from Adirondack on April 17... **Regular Season:** Recorded his first NHL goal on Feb. 16 vs. BUF ... was plus-6 on Nov. 5 vs. CBJ.

CAREER

2010-11: Appeared in 3 games for the Flyers ...had 3 penalty minutes...Appeared in 72 games for Adirondack (AHL), posting 49 pts (5 G, 44A) and 14 PIM. **2009-10:** Appeared in 5 games for Adirondack (AHL)...7 total points (2 G, 5 A)... Appeared in 39 games for Northern Michigan University (CCHA)...scored 32 pts (3 G, 29 A)...26 PIM **2008-09:** Appeared in 40 games for Northern Michigan University...had a total of 34 pts (4 G, 30 A) and 10 PIM **2007-08:** Appeared in 44 games for Northern Michigan University, recording 27 assists and 12 PIM.

STATISTICAL CAREER HIGHS

	FLYERS	CAREER
MOST GOALS (GAME)	1 (vs. BUF, 2/16/12)	1 (vs. BUF, 2/16/12)
MOST ASSIST (GAME)	1 (FOUR TIMES)	1 (FOUR TIMES)
MOST POINTS (GAME)	1 (FIVE TIMES)	1 (FIVE TIMES)
MOST GOALS (SEASON)	1 (2011-12)	1 (2011-12)
MOST ASSIST (SEASON)	4 (2011-12)	4 (2011-12)
MOST POINTS (SEASON)	5 (2011-12)	5 (2011-12)
LONGEST GOAL-SCORING STREAK	NONE	NONE
LONGEST ASSIST-SCORING STREAK	NONE	NONE
LONGEST POINT-SCORING STREAK	NONE	NONE

CAREER RECORD

			REGULAR SEASON					PLAYOFFS				
YEAR	TEAM	LEAGUE	GP	G	A	PTS	PIM	GP	G	A	PTS	PIM
2007-08	N. Michigan	CCHA	44	0	27	27	12	--	--	--	--	--
2008-09	N. Michigan	CCHA	40	4	30	34	10	--	--	--	--	--
2009-10	N. Michigan	CCHA	39	3	29	32	26	--	--	--	--	--
2009-10	PHANTOMS (a)	AHL	5	2	5	7	0	--	--	--	--	--
2010-11	PHANTOMS	AHL	72	5	44	49	14	--	--	--	--	--
	FLYERS	NHL	3	0	0	0	4	--	--	--	--	--
2011-12	PHANTOMS	AHL	22	1	12	13	12	--	--	--	--	--
	FLYERS	NHL	30	1	4	5	2	7	1	1	2	2
FLYERS/NHL TOTALS			33	1	4	5	6	7	1	1	2	2

(a) Signed as a free agent by the Flyers on March 31, 2010

MISCELLANEOUS STATS

			REGULAR SEASON									PLAYOFFS		
YEAR	TEAM	LEAGUE	PP	SH	GW	S	S%	+/-	TF	F%	MIN	PP	SH	GW
2010-11	FLYERS	NHL	0	0	0	2	0	-1	0	0	10:57	0		
2011-12	FLYERS	NHL	0	0	0	18	5.6	12	0	0	16:48	0	0	0
NHL TOTALS			0	0	0	18	5.6	12	0	0	16:16	0	0	0



CAREER STATS VS. NHL

TEAM	GP	G	A	PTS	PIM
ANAHEIM	0	0	0	0	0
BOSTON	2	0	0	0	0
BUFFALO	2	1	0	1	0
CALGARY	0	0	0	0	0
CAROLINA	1	0	0	0	0
CHICAGO	0	0	0	0	0
COLORADO	0	0	0	0	0
COLUMBUS	1	0	1	1	0
DALLAS	1	0	0	0	0
DETROIT	2	0	0	0	0
EDMONTON	0	0	0	0	0
FLORIDA	2	0	1	1	0
LOS ANGELES	0	0	0	0	0
MINNESOTA	1	0	0	0	0
MONTREAL	1	0	0	0	0
NASHVILLE	1	0	0	0	0
NEW JERSEY	4	0	0	0	0
NY ISLANDERS	3	0	0	0	0
NY RANGERS	2	0	0	0	0
OTTAWA	1	0	0	0	4
PHILADELPHIA	0	0	0	0	0
PHOENIX	0	0	0	0	0
PITTSBURGH	1	0	0	0	0
SAN JOSE	0	0	0	0	0
ST. LOUIS	0	0	0	0	0
TAMPA BAY	1	0	0	0	0
TORONTO	3	0	2	2	0
VANCOUVER	0	0	0	0	0
WASHINGTON	1	0	0	0	0
WINNIPEG	3	0	0	0	2
NHL TOTALS:	33	1	4	5	6



19 SCOTT HARTNELL

LEFT WING | HAHRT-nuhl, SKAWT

BIRTHDATE: April 18, 1982 | **BIRTHPLACE:** Regina, Saskatchewan

HEIGHT: 6'2" | **WEIGHT:** 210 | **SHOOTS:** Left | **SEASON:** 12th NHL, 6th Flyers

ACQUIRED: Trade from Nashville - June 18, 2007

2011-12

Playoffs: Appeared in 11 games... Recorded eight points (3G, 5A) along with 15 penalty minutes... Scored the GWG in Game 6 of the ECQF vs. PIT... **Regular Season:** Winner of the Pelle Lindbergh Memorial Trophy as the player most improved from the previous season, as voted by his teammates... established career highs with 37 goals and 67 points and tied career high with 30 assists... Appeared in all 82 games for the second consecutive year and the third out of the last four... scored two goals, including the game-winner with nine-tenths of a second left in overtime, on March 18 vs. PIT (latest overtime goal in Flyers history)... it was his sixth multi-goal game of the season... scored the GWG on March 15th vs. NYI... recorded a four point night (1G, 3A) vs. BUF on Feb. 16... earned his first career All-Star nod and represented the Flyers in the 2012 NHL All-Star Game... recorded five goals in two games Jan. 21-22, including a natural hat-trick during the second period vs. BOS on Jan. 22nd... Played in his 800th NHL game on Jan. 7th vs. OTT... Recorded GWG Jan. 5 vs. CHI... Career high goal-scoring streak of six games (6-2-8) from Dec. 2-13... scored his 200th NHL goal on Dec. 13 at WSH... scored GWG vs PIT on Dec. 8, @BUF Nov. 2 and vs TOR Oct. 24... Recorded his 100th goal as a Flyer on Nov. 19 at WPG... Recorded three points (2G 1A) on Oct. 24 vs TOR.

CAREER

2010-11: Playoffs: Had a goal and an assist in Game 6 on April 24... Had an assist in Games 2 and 3 vs. BUF. **Regular Season:** Finished first on the team with 142 penalty minutes... Recorded two goals vs. NYI on April 9... Recorded 400th NHL point vs. Atlanta on March 12... Played in 300th game as a Flyer at FLA on Feb. 16... Had a three-point game at BUF (2G, 1A) on Jan. 11... Had a four-game point streak (0G, 4A) from Nov. 18-24... Recorded points in eight of nine games from Oct. 16- Nov. 4 with nine points (4G, 5A) including a two-goal game against CAR on 11/1... Recorded his 200th NHL assist vs. BUF on Oct. 26... Had a five-game point streak (2G, 3A) from Oct. 16-26. 2009-10: Reached his 1,000th penalty minute in the NHL at NYR on April 9... Had back-to-back three-point games (1G, 2A - vs. TBL on Nov. 2 and vs. CAR on Oct. 31... Played in his 600th NHL game on Oct. 3 at NJD and in his 200th game as a Flyer on Dec. 27 at NYI... Scored a goal in Game 5 of Stanley Cup Final vs. CHI... Had an assist in Game 4... Recorded two points (1G, 1A) in Game 3, and recorded 3 pts (1G, 2A) in Game 1... Had 2 pts (1G, 1A) in Game 1 of ECF vs. MTL... Recorded five points (2G, 3A) in ECSF vs. BOS... Had one assist in ECQF vs. NJD... **2008-09:** Posted a goal and an assist and 23 penalty minutes in six games of the ECQF vs. PIT... Recipient of the Gene Hart Memorial Award, given to the Flyer who plays with the most heart as voted on by members of the Philadelphia Flyers Fan Club. Set new career high for points (60), goals (30) and assists (30)... Tied his career-high for points in a single game (4)... Was one of three players to have played in all 82 games for the Flyers (Carter, Knuble)... Reached the 30-goal mark for the first time in his career on Apr. 3 vs. TOR... Recorded a goal (100th as Flyer) vs. FLA on March 26... Recorded an assist vs. MTL on Feb. 27 (300th point in the NHL)... Reached the 20-goal mark for the fourth consecutive season with his goal at BOS on Feb. 7... Recorded his fourth and fifth career hat tricks vs. CAR on Dec. 11 (3G) and vs. WSH on Dec. 20 (3G, 1A)... **2007-08:** Reached the 20-goal mark. Was tied for first on the team in game-winning goals (6), second in penalty minutes (159) and hits (110), and third in power play goals (10)... Game at NYR on Mar. 1 was his 500th career NHL game... Had a seven-game point-scoring streak (10G, 4A - new career high for point-scoring streak)... Was named NHL's Third Star for the week ending Jan. 13 after registering six points (5G, 1A) in three games (second consecutive week was named Third Star... Scored in ATL on Jan. 8 (100th career NHL goal)... Recorded a goal and an assist at Carolina on Nov. 21, his first multiple-point game as a Flyer... Scored a goal vs. PIT on Nov. 10, his first goal as a Flyer... Posted an assist on Kapanen's game-winning goal vs. NYI on Oct. 13, his first point as a Flyer... Game at CGY on Oct. 4 was his first game as a Flyer... **2006-07:** Recorded 22 goals and 17 assists for 39 points and 96 penalty minutes in 64 games for the Predators... Was second on the team in power play goals (10) and was tied for third in plus/minus (+19)... **2005-06:** Recorded 25 goals and 23 assists for 48 points and 101 penalty minutes in 81 regular season games with Nashville... At the time, set career highs in points, goals, power-play goals (10) and plus/minus (+8)... Led the team and set a franchise-record with eight game-winning goals (T-8th in the NHL)... Recorded his 100th career NHL assist at PHX on Mar. 28... Appeared in his 300th career NHL game at CBJ on Oct. 26... Had two five-game scoring streaks (March 14-21 & Oct. 13-25)... **2004-05:** Posted 17 goals and 12 assists for 29 points and 103 penalty minutes with Valereng IF Oslo (Norway)... Helped the team win the league championship and led all players with 19 points (12G, 7A) in 11 games... **2003-04:** Finished second on the team in goals (18)... Recorded his 100th career NHL point (goal) at Detroit on Nov. 8... Scored his first career playoff goal at Anaheim on Nov. 21, it was also the 1,000th career goal in franchise history... **2002-03:** Played all 82 games for Nashville... Led the team in shots (221) and second in penalty minutes (101)... 2001-02 Recorded a then career high in assists (27)... Led the team in plus/minus (+5) and ranked second in game-winning goals (4) and penalty minutes (111)... Played in the NHL YoungStars Game at the NHL All-Star Game in Los

Angeles on Feb. 1...**2000-01:** Made his NHL Debut vs. Pittsburgh on Oct. 7 in Japan...Was the youngest player (18 years, 172 days) in franchise history to play in an NHL game...Was the youngest player on an NHL roster for the season...
Amateur Career: Played parts of three seasons with Prince Albert in the Western Hockey League...Posted 38 goals and 90 assists for 127 points and 230 penalty minutes in 128 games...Led the team 82 points (276,55A) in 62 games...Ranked ninth in the WHL in assists (55)...Played in the 2000 WHL All-Star Game...**International Career:** Won a gold medal with Team Alberta in the 1999 Canada Games...Won a gold medal with Canada in the 1999 Under-18 Four Nations Tournament and scored the game-winning goal in overtime.

STATISTICAL CAREER HIGHS

	FLYERS	CAREER
MOST GOALS (GAME)	3 (FIVE TIMES)	3 (SIX TIMES)
MOST ASSIST (GAME)	3 (TWO TIMES)	3 (THREE TIMES)
MOST POINTS (GAME)	4 (FOUR TIMES)	4 (FIVE TIMES)
MOST GOALS (SEASON)	37 (2011-12)	37 (2011-12)
MOST ASSIST (SEASON)	30 (THREE TIMES)	30 (THREE TIMES)
MOST POINTS (SEASON)	67 (2011-12)	67 (2011-12)
LONGEST GOAL-SCORING STREAK	6 GAMES (12/2/11-12/13/11)	6 GAMES (12/2/11-12/13/11)
LONGEST ASSIST-SCORING STREAK	4 GAMES (FOUR TIMES)	4 GAMES (FIVE TIMES)
LONGEST POINT-SCORING STREAK	7 GAMES (TWO TIMES)	7 GAMES (TWO TIMES)

CAREER RECORD

YEAR	TEAM	LEAGUE	REGULAR SEASON					PLAYOFFS				
			GP	G	A	PTS	PIM	GP	G	A	PTS	PIM
1997-98	Lloydminster	AJHL	56	9	25	34	82	4	2	1	3	8
	Prince Albert	WHL	1	0	1	1	2	--	--	--	--	--
1998-99	Prince Albert	WHL	65	10	34	44	104	14	0	5	5	22
1999-00	Prince Albert (a)	WHL	62	27	55	82	124	6	3	2	5	6
2000-01	Nashville	NHL	75	2	14	16	48	--	--	--	--	--
2001-02	Nashville	NHL	75	14	27	41	111	--	--	--	--	--
2002-03	Nashville	NHL	82	12	22	34	101	--	--	--	--	--
2003-04	Nashville	NHL	59	18	15	33	87	6	1	2	3	2
2004-05	Valerengen IF Oslo	Norway	28	17	12	29	103	11	12	7	19	24
2005-06	Nashville	NHL	81	25	23	48	101	5	1	0	1	4
2006-07	Nashville (b)	NHL	64	22	17	39	96	5	1	1	2	28
2007-08	FLYERS	NHL	80	24	19	43	159	17	3	4	7	20
2008-09	FLYERS	NHL	82	30	30	60	143	6	1	1	2	23
2009-10	FLYERS	NHL	81	14	30	44	155	23	8	9	17	25
2010-11	FLYERS	NHL	82	24	25	49	142	11	1	3	4	23
2011-12	FLYERS	NHL	82	37	30	67	136	11	3	5	8	15
NHL TOTALS			843	222	252	474	1279	84	19	25	44	140
FLYERS TOTALS			407	129	134	263	735	68	16	22	38	106

(a) Drafted by Nashville in the first round (sixth overall) of the 2000 NHL Entry Draft.
(b) Traded by Nashville, along with Kimmo Timonen, to the Flyers in exchange for a first round choice in the 2007 NHL Entry Draft (Jonathon Blum), on June 18, 2007.



19 SCOTT HARTNELL

MISCELLANEOUS STATS

REGULAR SEASON												PLAYOFFS		
YEAR	TEAM	LEAGUE	PP	SH	GW	S	S%	+/-	TF	F%	MIN	PP	SH	GW
2000-01	Nashville	NHL	0	0	0	92	2.2	-8	3	33.3	10:54	--	--	--
2001-02	Nashville	NHL	3	0	4	162	8.6	5	12	25	16:58	--	--	--
2002-03	Nashville	NHL	2	0	2	221	5.4	-3	23	30.4	15:17	--	--	--
2003-04	Nashville	NHL	5	0	3	154	11.7	-5	48	37.5	16:15	0	0	0
2005-06	Nashville	NHL	10	2	8	211	11.8	8	58	37.9	16:05	0	0	0
2006-07	Nashville	NHL	10	0	2	150	14.7	19	134	47	15:43	1	0	0
2007-08	FLYERS	NHL	10	1	6	176	13.6	2	32	40.6	16:10	0	0	0
2008-09	FLYERS	NHL	6	1	5	210	14.3	14	36	50	17:48	1	0	0
2009-10	FLYERS	NHL	8	0	4	171	8.2	-6	5	20	15:43	3	0	0
2010-11	FLYERS	NHL	4	0	4	177	13.6	14	10	50	16:36	0	0	0
2011-12	FLYERS	NHL	16	0	6	232	15.9	19	63	31.7	17:46	3	0	1
NHL TOTALS			74	4	44	1956	13.9	59	424	36.7	15:58	8	0	1

CAREER STATS VS. NHL

TEAM	GP	G	A	PTS	PIM
ANAHEIM	29	4	5	9	41
BOSTON	27	8	5	13	57
BUFFALO	26	11	13	24	29
CALGARY	25	8	6	14	76
CAROLINA	25	11	12	23	35
CHICAGO	37	11	19	30	42
COLORADO	29	7	10	17	39
COLUMBUS	39	8	9	17	70
DALLAS	25	7	7	14	45
DETROIT	35	13	8	21	48
EDMONTON	26	5	7	12	43
FLORIDA	26	5	6	11	34
LOS ANGELES	29	4	4	8	41
MINNESOTA	25	4	8	12	28
MONTREAL	24	1	10	11	37
NASHVILLE	5	0	2	2	4
NEW JERSEY	39	9	9	18	49
NY ISLANDERS	38	17	14	31	41
NY RANGERS	40	7	10	17	64
OTTAWA	26	6	6	12	22
PHILADELPHIA	6	0	2	2	2
PHOENIX	26	9	6	15	16
PITTSBURGH	39	11	16	27	92
SAN JOSE	29	6	8	14	32
ST. LOUIS	39	11	8	19	61
TAMPA BAY	27	9	9	18	52
TORONTO	24	5	3	8	76
VANCOUVER	27	8	7	15	44
WASHINGTON	26	11	7	18	34
WINNIPEG	25	6	16	22	25
NHL TOTALS:	843	222	252	474	1279



49 MICHAEL LEIGHTON

GOALIE | LAY-tohn, MIGH-kuhl

BIRTHDATE: March 19, 1981 | **BIRTHPLACE:** Petrolia, Ontario
HEIGHT: 6'3" | **WEIGHT:** 186 | **CATCHES:** Left | **SEASON:** 12th NHL, 4th Flyers
ACQUIRED: Free Agent – signed June 30, 2010

2011-12

Appeared in 56 games with Adirondack... recorded a 2.58 GAA and .918 save percentage... matched his career high for wins in a season with 28.

CAREER

2010-11: Started Game 6 of ECQF... Recalled from Adirondack on 4/4... Loaned to Adirondack on 1/4 ... started first game of season at Los Angeles on 12/30. was loaned to Adirondack (AHL) on 11/29 for a conditioning stint following back surgery on Oct. 11... **2009-10:** Went 8-2-1 in his last 13 starts, posting a 2.75 GAA and .911 save percentage... Stopped 39 of 41 shots (season high) to earn a 3-2 win vs. Chicago on 3/13... Won five straight (1st time in career) from 2/8-3/2, posting a 1.98 GAA and .931 save percentage in that span... Was named the NHL's '2nd Star' week ending 2/14, going 4-0-0 (1.98 GAA, .925 sv pct)... Went unbeaten in regulation in his first 10 starts with the Flyers this season 12/23-1/12 (8-0-1, 2.16 GAA, .928 sv pct)... Surpassed his career high for wins in a season with his 7th victory on 1/7 at Pittsburgh... Stopped 31 of 33 shots for a 5-2 win at Tampa Bay on 12/23 his first win as a Flyer since 2/12/07: 6-1 vs. Detroit)... Acquired off waivers on 12/15... Posted a 1-4-0 record, 4.28 GAA and .848 save percentage in seven games with Carolina... Made 31 saves to post 5-3 win in Game 4 of Stanley Cup Final vs. Chicago... Posted a 1.40 GAA, .950 save pct. and three shutouts in Eastern Conference Finals vs. Montréal... first Flyer and the 13th goaltender in NHL history to have 3 shutouts in a series... Had a shutout streak of 172:55 prior to Game 3's goal (second-longest in Flyers history - 184:45, 2000 - Boucher)... first Flyer to post back-to-back shutouts in the playoffs since Bernie Parent, 4/15-17, 1975 vs. TOR... Stopped 22 of 25 shots to post a 4-3 victory in Game 7 of Eastern Conference Semifinals vs. Boston Relieved Brian Boucher 24:31 into Game 5 of ECSSF to make his playoff debut and stopped all 14 shots he faced... **2008-09:** Matched his then career high for wins in a season (6)... Earned his first NHL shutout victory, stopping 37 of 40 shots in regulation and overtime and two of three shots in the shutout in a 4-3 shootout win at San Jose on 2/5/09... Made his season debut at Tampa Bay on 10/11/08 - stopping 26 of 29 shots in a 4-3 overtime win... Was acquired by Carolina from Nashville on June 23, 2007. **2007-08:** Was named the winner of the Aldege "Baz" Bastien Memorial Award as the AHL's outstanding goaltender for the 2007-08 season, as voted by AHL coaches, players and members of the media... Led the AHL in saves (1,634), save percentage (.931) and shutouts (7)... Ranked second in the league in minutes played (3,451) and tied for second in goals-against average (2.10)... Set Albany (AHL) franchise regular-season and playoff records for shutouts (7), GAA (2.10) and save percentage (.931)... Also set the River Rats franchise record for longest shutout streak (165:37)... Was selected as a 2007-08 First Team AHL All-Star, becoming the first Albany goaltender and sixth River Rats player to receive the honor... Made his first NHL start of the season and played his first game with the Hurricanes, earning the win with 23 saves at Atlanta on 1/4/08... Named as the starting goaltender for the Canadian All-Stars for the 2008 AHL All-Star Classic in Binghamton, NY... Led the AHL in goals-against average (1.18) and save percentage (.968) and was tied for the league lead in shutouts (2) for the playoffs... Earned his fourth career AHL playoff shutout by stopping 39 shots in a 4-0 Albany victory on 4/16... Made an AHL-record 98 saves during Game 5 against the Phantoms (4/24), as the two teams played the longest game in league history, a 3-2 Philadelphia Phantoms win in five overtimes... **2006-07:** Appeared in five NHL games with Nashville and Philadelphia and had a record of 2-2-0 with a 3.94 GAA... Played in 21 AHL games with Portland and Philadelphia, earning a record of 10-6-3 with a 2.14 GAA and two shutouts... Was acquired off waivers by Nashville on 11/27/06, and played 19 minutes of the Predators' 7-2 loss vs. BUF on 12/21/06... Was claimed on waivers by Philadelphia on 1/11, and made his Flyers debut vs. St. Louis on 2/10/07, stopping 25 shots in a 4-3 overtime win... Was acquired on waivers by Montreal on 2/27/07. **2005-06:** Traded by Chicago to Buffalo on 10/4 in exchange for Milan Bartovic... Spent the entire season with the Sabres' AHL affiliate in Rochester, posting a record of 15-22-1 with a 3.21 GAA and two shutouts... **2004-05:** Appeared in 41 games for Norfolk, going 20-16-3... Set an Admirals team record with seven shutouts. **2003-04:** Was one of a Blackhawks team-record six goaltenders to mind the net during the season... Led Chicago goaltenders with 34 games played... Was named the NHL Defensive Player of the Week for the week of 12/22-28 after notching a 2-1-0 record, two shutouts (3-0 vs. STL; 3-0 vs. DET), a 1.00 GAA and a .960 save percentage... Recorded his first NHL assist vs. Dallas on 12/14... **2002-03:** Played 36 games for Norfolk with a record of 18-13-5, four shutouts, a 2.50 goals-against average and .912 save percentage... In eight games with the Blackhawks, he posted a 2-3-2 record, one shutout, a 2.82 goals-against average and a .913 save percentage... Earned his first NHL



49 MICHAEL LEIGHTON

win at St. Louis on 4/3... Made his NHL debut vs. Phoenix on 1/8, earning his first career shutout in a 0-0 tie... Was the first goaltender in Blackhawks history, and the 21st goaltender in the modern era of the NHL (since 1943-44) to record a shutout in his NHL debut... Returned to the AHL for the playoffs, posting a 3-1 record with one shutout and a 1.75 GAA... 2001-02: Made his professional debut, spending the entire season with the Norfolk Admirals of the AHL... Went 27-16-8 with a 2.14 GAA, a .920 save percentage and six shutouts, earning AHL All-Rookie Team honors... Earned his first professional shutout by stopping 25 shots in a 3-0 win at Albany (10/17)... Named AHL Goaltender of the Month for October... Selected to the 2002 AHL All-Star Game and made nine saves to earn the victory for the Canadian squad... Named AHL Rookie of the Month for March... Was 1-2 in four playoff games with a 2.02 goals-against average and a .927 save percentage... **1998-01:** Played three seasons with the Windsor Spitfires of the Ontario Hockey League (OHL), appearing in 124 games while posting a 53-47-9 record with three shutouts and a 3.29 GAA

CAREER STATS VS. NHL

TEAM	GP	W-L-T-OT	SO	GA	GAA	SV%
ANAHEIM	5	2-2-1-0	0	11	2.32	.924
ATLANTA	2	1-0-0-0	0	5	3.49	.881
BOSTON	4	0-1-0-1	0	11	4.18	.871
BUFFALO	5	0-2-0-1	0	14	3.64	.872
CALGARY	2	1-1-0-0	0	6	4.04	.880
CAROLINA	2	1-1-0-0	0	6	2.9	.933
CHICAGO	1	1-0-0-0	0	2	2	.951
COLORADO	4	0-3-1-0	0	16	3.78	.887
COLUMBUS	4	0-3-0-0	0	12	3.43	.880
DALLAS	2	1-0-1-0	0	4	1.92	.935
DETROIT	6	4-2-0-0	1	15	2.48	.918
EDMONTON	2	0-2-0-0	0	5	2.52	.911
FLORIDA	5	0-1-1-0	0	12	3.2	.888
LOS ANGELES	1	1-0-0-0	0	4	4	.889
MINNESOTA	4	1-3-0-0	0	15	3.72	.854
MONTREAL	3	2-0-0-0	0	5	2.04	.922
NASHVILLE	1	0-0-0-0	0	2	12	.600
NEW JERSEY	5	2-2-1-0	0	14	2.75	.903
NY ISLANDERS	2	2-0-0-0	0	3	1.5	.944
NY RANGERS	3	1-1-1-0	1	5	1.64	.935
OTTAWA	4	1-1-0-0	0	10	3.59	.867
PHILADELPHIA	4	0-2-0-2	0	15	3.61	.876
PHOENIX	3	0-0-3-0	1	4	1.23	.955
PITTSBURGH	5	1-4-0-0	0	15	3.3	.887
SAN JOSE	2	1-1-0-0	0	6	2.9	.903
ST LOUIS	7	3-2-1-0	1	17	2.63	.911
TAMPA BAY	4	4-0-0-0	0	8	1.96	.932
TORONTO	7	3-3-0-0	0	22	3.73	.886
VANCOUVER	2	1-1-0-0	0	7	3.31	.891
WASHINGTON	3	1-2-0-0	0	9	3.03	.917
NHL TOTALS:	104	35-40-10-4	4	280	2.95	.902

CAREER RECORD

YEAR	TEAM	LEAGUE	REGULAR SEASON										PLAYOFFS						
			GP	MINS	GA	SO	GAA	W	L	OT	GP	MINS	GA	SO	GAA	W	L		
1997-98	Petrolia	OHA-B	30	1,583	87	2	3.30	--	--	--	--	-	--	--	--	--	--		
1998-99	Windsor	OHL	28	1,389	112	0	4.84	4	17	2	3	80	10	0	7.50	0	1		
1999-00	Windsor	OHL	42	2,272	118	1	3.12	17	17	2	12	616	32	0	3.12	5	6		
2000-01	Windsor	OHL	54	3,035	138	2	2.73	32	13	5	9	519	27	1	3.12	4	5		
2001-02	Chicago	NHL	0	0	0	0	0.00	0	0	0									
	Norfolk	AHL	52	3,114	111	6	2.14	27	16	8	4	238	8	0	2.02	1	2		
2002-03	Chicago	NHL	8	447	21	1	2.82	2	3	2	-	-	-	-	-	-	-		
	Norfolk (a)	AHL	36	2,184	91	4	2.12	18	13	5	4	240	7	1	1.75	3	1		
2003-04	Chicago	NHL	34	1,988	99	2	2.99	6	18	8	-	-	-	-	-	-	-		
	Norfolk	AHL	18	1,081	33	1	1.83	10	7	1	4	212	2	2	0.57	2	1		
2004-05	Norfolk	AHL	41	2,319	78	7	2.02	20	16	3	-	-	-	-	-	-	-		
2005-06	Rochester (e)	AHL	40	2,318	124	2	3.21	15	22	1	-	-	-	-	-	-	-		
2006-07	Portland (f)	AHL	16	962	37	2	2.31	8	6	1	-	-	-	-	-	-	-		
	Nashville (g)	NHL	1	20	2	0	6.00	0	0	-	-	-	-	-	-	-	-		
	FLYERS (h-i)	NHL	4	195	12	0	3.69	2	2	-	-	-	-	-	-	-	-		
	PHANTOMS	AHL	5	270	7	0	1.56	2	0	2	-	-	-	-	-	-	-		
2007-08	Carolina (j)	NHL	3	158	7	0	2.66	1	1	-	-	-	-	-	-	-	-		
	Albany (b-c)	AHL	58	3,451	121	7	2.10	28	25	4	7	-	10	2	1.18	3	4		
2008-09	Carolina	NHL	19	1,029	50	0	2.92	6	7	2	-	-	-	-	-	-	-		
2009-10	Carolina (k)	NHL	7	350	25	0	4.29	1	4	-	-	-	-	-	-	-	-		
	FLYERS	NHL	27	1,449	60	1	2.48	16	5	2	14	757	31	3	2.46	8	3		
2010-11	FLYERS	NHL	1	59	4	0	4.00	1	0	0	2	70	4	0	3.43	0	1		
	PHANTOMS	AHL	30	1,783	66	5	2.22	14	12	3									
2011-12	PHANTOMS	AHL	56	3,237	139	2	2.58	28	26	1	--	--	--	--	--	--	--		
NHL TOTALS			104	5,696	280	4	2.95	35	40	14	16	827	35	3	2.54	8	4		
FLYERS TOTALS			32	1,703	76	1	2.68	19	7	2	16	827	35	3	2.54	8	4		

a) Named to the AHL All-Rookie Team (2002)

b) Named to the AHL First All-Star Team (2008)

c) Won the Aldege "Baz" Bastien Memorial Award (Outstanding Goaltender AHL) (2008)

d) Drafted by Chicago in the sixth round (165th overall) in the 1999 NHL Entry Draft.

e) Traded to Buffalo by Chicago for Milan Bartovic, October 4, 2005.

f) Signed as a free agent by Anaheim, July 13, 2006.

g) Claimed on waivers by Nashville from Anaheim, November 27, 2006.

h) Claimed on waivers by Philadelphia from Nashville, January 11, 2007.

i) Claimed on waivers by Montreal from Philadelphia, February 27, 2007.

j) Traded to Carolina by Montreal for Carolina's 7th round choice (Scott Kishel) in 2007 Entry Draft, June 23, 2007.

k) Claimed on waivers by Philadelphia from Carolina, December 15, 2009.

STATISTICAL CAREER HIGHS

	FLYERS	CAREER
WINS (SEASON)	16 (2009-10)	16 (2009-10)
SHUTOUTS (SEASON)	1 (2009-10)	2 (2003-04)



6 ANDREAS LILJA

DEFENSE | LIHL-yuh, and-DRAY-uhs

BIRTHDATE: July 13, 1975 | **BIRTHPLACE:** Helsingborg, Sweden
HEIGHT: 6'3" | **WEIGHT:** 220 | **SHOOTS:** Left | **SEASON:** 11th NHL, 2nd Flyers
ACQUIRED: Free Agent - signed July 1, 2011

2011-12

Playoffs: Recorded six penalty minutes in 10 games played... **Regular Season:** Missed 10 games (Nov. 26 – Dec. 19) with a lower body injury... recorded his first point as a Flyer on Oct. 27 vs. WPG (assist)... Made his debut as a Flyer on 10/6 @ BOS recording a hit and a block.

CAREER

2010-11: Appeared in his 11th NHL season, his first with Anaheim...collected 1-6=7 points with 28 PIM in 52 games. Finished the season ranked third on the Ducks with 113 blocked shots. Appeared in his 500th career NHL game, Dec. 20 @ BOS. **2009-10:** Played 20 games for the Red Wings...posting 2 points (1G,1A) and 4 PIM. **2008-09:** Appeared in 60 games for the Red Wings recording 13 points (2G, 11A) and 66 PIM. **2007-08:** Played 79 games for Detroit...posting 12 points (2G,10A) along with 93 PIM. **2006-07:** Appeared in 57 games for the Red Wings...registering 5 assists along with 54 PIM. **2005-06:** Played 82 games for Detroit...posting 15 points (2G, 13A) along with 98 PIM. **2003-04:** Played 79 games for the Panthers...scoring 3 goals and adding 4 assists along with 90 PIM. **2002-03:** Appeared in 56 games for Florida...posting 12 points (4G,8A) and 56 PIM. Played 17 games for the Kings registering 3 assists along with 14 PIM. **2001-02:** Posted 5 points (1G,4A) along with 22 PIM in 26 games for Los Angeles. **2000-01:** Played in 2 games for the Kings posting 4 PIM.

STATISTICAL CAREER HIGHS

	FLYERS	CAREER
MOST GOALS (GAME)	NONE	1 (20 TIMES)
MOST ASSISTS (GAME)	1 (SIX TIMES)	2 (@ CGY, 11/22/08)
MOST POINTS (GAME)	1 (SIX TIMES)	2 (TWO TIMES)
MOST GOALS (SEASON)	NONE	4 (2002-03)
MOST ASSISTS (SEASON)	6 (2011-12)	13 (2005-06)
MOST POINTS (SEASON)	6 (2011-12)	15 (2005-06)
LONGEST GOAL-SCORING STREAK	NONE	NONE
LONGEST ASSIST-SCORING STREAK	3 GAMES (3/22/12-4/5/12)	4 GAMES (11/17/08-11/24/08)
LONGEST POINT-SCORING STREAK	3 GAMES (3/22/12-4/5/12)	4 GAMES (11/17/08-11/24/08)

CAREER STATS VS. NHL

TEAM	GP	G	A	PTS	PIM	TEAM	GP	G	A	PTS	PIM
ANAHEIM	24	0	1	1	33	NASHVILLE	37	0	5	5	37
BOSTON	15	3	1	4	8	NEW JERSEY	16	0	2	2	10
BUFFALO	15	0	3	3	8	NY ISLANDERS	15	0	1	1	17
CALGARY	19	0	4	4	27	NY RANGERS	17	0	3	3	25
CAROLINA	18	1	1	2	12	OTTAWA	13	0	3	3	19
CHICAGO	34	2	6	8	35	PHILADELPHIA	12	1	1	2	10
COLORADO	23	0	2	2	24	PHOENIX	21	0	3	3	16
COLUMBUS	35	0	3	3	35	PITTSBURGH	13	1	2	3	12
DALLAS	20	2	1	3	6	SAN JOSE	21	1	0	1	16
DETROIT	8	1	0	1	14	ST. LOUIS	32	0	4	4	53
EDMONTON	22	1	4	5	37	TAMPA BAY	16	1	4	5	8
FLORIDA	7	0	1	1	4	TORONTO	11	0	1	1	17
LOS ANGELES	21	1	2	3	14	VANCOUVER	26	0	8	8	15
MINNESOTA	24	1	3	4	12	WASHINGTON	17	0	1	1	10
MONTREAL	13	0	0	0	13	WINNIPEG	11	0	1	1	16
						NHL TOTALS:	649	55	136	191	624

CAREER RECORD

YEAR	TEAM	LEAGUE	REGULAR SEASON					PLAYOFFS				
			GP	G	A	PTS	PIM	GP	G	A	PTS	PIM
1994-95	Malmö IF	SEL	4	0	0	0	2	--	--	--	--	--
1995-96	Malmö IF	SEL	40	1	5	6	63	5	0	1	1	2
1996-97	Malmö IF	SEL	47	1	0	1	24	4	0	0	0	10
1997-98	Malmö IF	SEL	10	0	0	0	0					
1998-99	Malmö IF	SEL	41	0	3	3	44	1	0	0	0	4
1999-00	Malmö IF	SEL	49	8	11	19	88					
2000-01	Los Angeles (a)	NHL	2	0	0	0	4	1	0	0	0	0
2000-01	Lowell	AHL	61	7	29	36	149	4	0	6	6	6
2001-02	Los Angeles	NHL	26	1	4	5	22	5	0	0	0	6
2001-02	Manchester	AHL	4	0	1	1	4	--	--	--	--	--
2002-03	Los Angeles	NHL	17	0	3	3	14	--	--	--	--	--
2002-03	Florida (b)	NHL	56	4	8	12	56	--	--	--	--	--
2003-04	Florida	NHL	79	3	4	7	90	--	--	--	--	--
2004-05	Mora IK	SEL	44	3	8	11	67	--	--	--	--	--
2004-05	Ambri-Piotta (c)	Swiss-A	--	--	--	--	--	5	0	2	2	6
2005-06	Detroit	NHL	82	2	13	15	98	6	0	1	1	6
2006-07	Detroit	NHL	57	0	5	5	54	18	1	0	1	10
2007-08	Detroit	NHL	79	2	10	12	93	12	0	1	1	16
2008-09	Detroit	NHL	60	2	11	13	66	--	--	--	--	--
2009-10	Detroit	NHL	20	1	1	2	4	11	0	0	0	14
2009-10	Grand Rapids (d)	AHL	4	0	0	0	6	--	--	--	--	--
2010-11	Anaheim (e)	NHL	52	1	6	7	28	3	0	0	0	0
2011-12	FLYERS	NHL	46	0	6	6	34	10	0	0	0	6
2011-12	PHANTOMS	NHL	1	0	0	0	0	0	0	0	0	0
NHL TOTALS			576	16	71	87	563	66	1	2	3	58
FLYERS TOTALS			46	0	6	6	34	10	0	0	0	6

(a) Drafted by Los Angeles in the 2nd round (54th overall) of the 2000 NHL Entry Draft

(b) Traded by Los Angeles with Jaroslav Bednar to Florida for Dmitri Yushkevich and a 5th round pick in the 2003 draft (Brady Murray) on November 26, 2002

(c) Signed as a free agent by Detroit, August 24, 2005

(d) Signed as a free agent by Anaheim, October 11, 2010

(e) Signed as a free agent by Philadelphia, July 1, 2011

MISCELLANEOUS STATS

YEAR	TEAM	LEAGUE	REGULAR SEASON								PLAYOFFS			
			PP	SH	GW	S	S%	+/-	TF	F%	MIN	PP	SH	GW
2000-01	Los Angeles	NHL	0	0	0	1	0.0	-2	--	--	12:22	0	0	0
2001-02	Los Angeles	NHL	1	0	0	12	8.3	3	--	--	11:26	0	0	0
2002-03	Florida	NHL	0	0	0	72	5.6	13	--	--	19:22	--	--	--
2003-04	Florida	NHL	0	0	0	79	3.8	-8	--	--	19:33	--	--	--
2005-06	Detroit	NHL	0	0	1	78	2.6	18	--	--	19:00	0	0	0
2006-07	Detroit	NHL	0	0	0	37	0.0	6	--	--	15:24	0	0	0
2007-08	Detroit	NHL	0	0	2	72	2.8	-2	--	--	18:13	0	0	0
2008-09	Detroit	NHL	0	0	0	60	3.3	13	--	--	16:59	--	--	--
2009-10	Detroit	NHL	0	0	0	19	5.3	-2	--	--	14:08	0	0	0
2010-11	Anaheim	NHL	0	0	0	31	3.2	-15	--	--	17:25	0	0	0
2011-12	FLYERS	NHL	0	0	0	35	0	9	--	--	13:41	0	0	0
NHL TOTALS			1	0	3	496	3.2	33	--	--	17:21	0	0	0



41 ANDREJ MESZAROS

DEFENSE | MEHT-zahr-ohsh, AWN-dray

BIRTHDATE: October 13, 1985 | **BIRTHPLACE:** Povazska Bystrica, Slovakia
HEIGHT: 6'2" | **WEIGHT:** 218 | **SHOOTS:** Left | **SEASON:** 8th NHL, 3rd Flyers
ACQUIRED: Trade from Tampa Bay – July 1, 2010

2011-12

Underwent surgery on March 21 to remove a disc fragment from his back... recorded his 200th point in the NHL as part of a three-point night (1G, 2A) vs. NYI on Mar. 1... Recorded a plus 3 rating vs. TOR Feb. 9th... Scored a goal in his 500 NHL game on Jan. 8 @ OTT... Scored GWG on Dec. 15 at MTL... Played in his 100th game as a Flyer on Nov. 23rd @ NYI and Scored the first goal of the game at 0:18 of the first period and recorded a plus-3... Scored the GWG on Oct. 12 vs. VAN.

CAREER

2010-11: Playoffs: Recorded two assists in Game Two vs. Buffalo on 4/16 and a goal in Game Five on 4/22... Led Flyers defensemen with six points (2G, 4A), and tied for first among Flyers defensemen with four assists. **Regular Season:** Recipient of the Barry Ashbee Trophy as the team's most outstanding defenseman, as voted on by a panel of sportscasters and sportswriters... Finished the season tied for the team high in +/- (+30 – 5th in NHL)... Tied career highs with two goals and four points vs. NY Islanders on 4/9... Scored game winning overtime goal vs. NY Islanders on 2/24... Recorded points in three straight games from 1/18-1/20 (2G, 2A)... Scored goals in consecutive games vs. Washington on 1/18 and vs. Ottawa on 1/20... Had two assists at Toronto on 12/9... Had two assists at NY Islanders on 12/5... Played in his 400th NHL game vs. Montreal on 11/22... Scored his first goal as a Flyer vs. Tampa Bay on 11/18... Recorded his first point (assist) as a Flyer vs. Anaheim on 10/21. **2009-10:** Finished sixth on Tampa Bay with 145 shots... Ranked second among Tampa Bay defensemen with six goals and was third among Lightning blue liners with 17 points... Registered 108 blocked shots, good for the team's second-highest total, and co-led the Lightning with 112 hits... Appeared in his 350th career game on January 29 against Anaheim and tallied his 100th career assist on November 28 at Dallas... Represented Team Slovakia at the 2010 Winter Games in Vancouver. **2008-09:** Played in 52 games with the Lightning, recording 2 goals and 16 points... Had his games played streak, which spanned his entire NHL career, snapped at 298 games due to an injury... Served as the alternate captain for the Lightning. Led the Lightning in blocked shots with 98 and 2nd among defensemen with 63 hits... Played in his 250th career game 10/16 vs. NYI. **2007-08:** Finished 1st among Senators' defensemen in goals (9) and 2nd among defensemen in points (36)... Was 1 of 3 Senators to appear in each of the team's 82 regular season games... Had 8 multi-point games... Recorded 100th career NHL point with an assist 2/12 vs. BUF... Recorded his best plus-minus, +6, 1/24 at TBL... Reached 200 career penalty minutes 1/20 at PHI... Played 200th career NHL game 12/26 at BUF... Had his 1st career 2-goal game 11/28 at NYI... Scored his 1st career short-handed goal 10/6 vs. NYR... **2006-07:** Had 5 multi-point games... Played 100th career NHL game 11/15 at BUF... **2007 Playoffs:** Played in 20 games, recording 1 goal and 7 points... Had 3 assists in the playoff series against Buffalo **2005-06:** Was a plus or even in 66 of 82 games... Tied for 3rd overall in the NHL and the top rookie in plus-minus with a +34... Was 1 of 5 Senators to play in all 82 games... **2006 Playoffs:** Scored 1st career playoff goal 4/29 vs. TBL... Played 1st career playoff game 4/21 vs. TBL... **Junior Career:** In 2004-05, played 1st season of North American hockey with Vancouver (WHL)... Ranked 5th in WHL rookie scoring with 41 points (11-30-41)... Named Vancouver's rookie of the year, defenseman of the year and to the WHL's Western Conference 2nd All-Star Team... Ranked tied for 4th in team playoff scoring with 4 points (1-3-4) in 6 games... Finished tied for team lead in goals (3) and tied for 3rd with 4 points, ranking 4th in tournament scoring for defensemen... **European Career:** In 2003-04, played first full season in Slovak Elite League, appearing in 44 regular-season games and 14 playoff games with Trencin... In 2002-03, made debut in Slovak Elite League, playing 23 games with Trencin... **International Career:** Slovakia's team captain at 2005 World Junior Championship in Grand Forks, N.D... Was youngest player (18) on Slovakia's 2004 World Junior team and World Senior (Prague, Czech Republic) squads... Captained Team Slovakia that won silver at 2003 World Under-18 Championships in Yaroslavl, Russia... Finished tied for 3rd among defensemen in tournament scoring with 4 points (2-2-4) in 7 games.

A Philadelphia Flyers player, wearing jersey number 41, is shown in action on the ice. He is wearing an orange jersey with the Flyers logo, black pants, and a black helmet. He is holding a hockey stick and appears to be in the middle of a play. In the background, other players and spectators are visible.

CAREER STATS VS. NHL

TEAM	GP	G	A	PTS	PIM
ANAHEIM	8	0	3	3	6
BOSTON	37	0	8	8	18
BUFFALO	38	1	14	15	39
CALGARY	5	1	2	3	0
CAROLINA	29	1	8	9	20
CHICAGO	5	0	2	2	2
COLORADO	8	0	2	2	4
COLUMBUS	5	1	2	3	15
DALLAS	7	2	3	5	6
DETROIT	6	0	2	2	0
EDMONTON	5	0	2	2	4
FLORIDA	29	2	9	11	18
LOS ANGELES	7	0	1	1	8
MINNESOTA	7	2	1	3	6
MONTREAL	38	5	9	14	46
NASHVILLE	7	0	2	2	6
NEW JERSEY	28	0	7	7	6
NY ISLANDERS	29	9	17	26	16
NY RANGERS	31	4	7	11	24
OTTAWA	13	2	3	5	12
PHILADELPHIA	19	1	3	4	8
PHOENIX	8	1	0	1	8
PITTSBURGH	27	2	9	11	17
SAN JOSE	7	1	1	2	4
ST. LOUIS	5	0	0	0	6
TAMPA BAY	19	2	5	7	16
TORONTO	35	4	12	16	34
VANCOUVER	5	2	0	2	2
WASHINGTON	26	3	12	15	6
WINNIPEG	29	3	5	8	22
NHL TOTALS:	522	49	151	200	379

41 ANDREJ MESZAROS

STATISTICAL CAREER HIGHS

	FLYERS	CAREER
MOST GOALS (GAME)	2 (vs. NYI, 4/9/11)	2 (TWO TIMES)
MOST ASSIST (GAME)	2 (FOUR TIMES)	3 (2005-06)
MOST POINTS (GAME)	4 (vs. NYI, 4/9/11)	4 (ONE TIMES)
MOST GOALS (SEASON)	8 (2010-11)	10 (2005-06)
MOST ASSIST (SEASON)	24 (2010-11)	29 (2005-06)
MOST POINTS (SEASON)	32 (2010-11)	39 (2005-06)
LONGEST GOAL-SCORING STREAK	2 GAMES (TWO TIMES)	2 GAMES (THREE TIMES)
LONGEST ASSIST-SCORING STREAK	2 GAMES (FIVE TIMES)	4 GAMES (11/22/05-11/29/05)
LONGEST POINT-SCORING STREAK	3 GAMES (TWO TIMES)	5 GAMES (12/2/05-12/12/05)

CAREER RECORD

YEAR	TEAM	LEAGUE	REGULAR SEASON					PLAYOFFS				
			GP	G	A	PTS	PIM	GP	G	A	PTS	PIM
2002-03	Trencin Dulkan	Slovakia	23	0	1	1	4					
2003-04	Trencin Dulkan (a)	Slovakia	44	3	3	6	8	14	3	1	4	2
2004-05	Vancouver	WHL	59	11	30	41	94	6	1	3	4	14
2005-06	Ottawa	NHL	82	10	29	39	61	10	1	0	1	18
2006-07	Ottawa	NHL	82	7	28	35	102	20	1	6	7	12
2007-08	Ottawa (b)	NHL	82	9	27	36	50	4	0	1	1	6
2008-09	Tampa Bay	NHL	52	2	14	16	36	--	--	--	--	--
2009-10	Tampa Bay (c)	NHL	81	6	11	17	50	--	--	--	--	--
2010-11	FLYERS	NHL	81	8	24	32	42	11	2	4	6	8
2011-12	FLYERS	NHL	62	7	18	25	38	1	0	0	0	0
NHL TOTALS			522	49	151	200	379	46	4	11	15	44
FLYERS TOTALS			143	15	42	57	80	12	2	4	6	8

(a) Drafted by Ottawa in the 1st Round (23rd Overall) of the 2004 NHL Entry Draft

(b) Traded to Tampa Bay by Ottawa for Filip Kuba, Alexandre Picard, and a 1st round pick in the 2009 NHL Entry Draft on August 29, 2008

(c) Traded to the Flyers by Tampa Bay for a 2nd round pick in the 2012 NHL Entry Draft on July 1, 2010

MISCELLANEOUS STATS

REGULAR SEASON												PLAYOFFS		
YEAR	TEAM	LEAGUE	PP	SH	GW	S	S%	+/-	TF	F%	MIN	PP	SH	GW
2005-06	Ottawa	NHL	5	0	2	137	7.3	34	0	--	18:11	0	0	0
2006-07	Ottawa	NHL	0	0	1	147	4.8	-15	0	--	21:41	0	0	0
2007-08	Ottawa	NHL	6	1	1	160	5.6	5	0	--	21:02	0	0	0
2008-09	Tampa Bay	NHL	1	0	1	87	2.3	-4	0	--	24:11	--	--	--
2009-10	Tampa Bay	NHL	2	0	1	145	4.1	-14	0	--	20:11	--	--	--
2010-11	FLYERS	NHL	3	0	2	144	5.6	30	0	--	21:07	0	0	0
2011-12	FLYERS	NHL	2	0	2	114	6.1	6	--	--	20:39	0	0	0
NHL TOTALS			19	1	10	934	5.1	42	0	0	20:50	0	0	0



20 CHRIS PRONGER

DEFENSE | PRAWN-guhr, KRIHS

BIRTHDATE: October 10, 1974 | **BIRTHPLACE:** Dryden, Ontario
HEIGHT: 6'6" | **WEIGHT:** 220 | **SHOOTS:** Left | **SEASON:** 19th NHL, 4th Flyers
ACQUIRED: Trade from Anaheim - June 26, 2009

2011-12

On Dec. 15, was ruled out for the remainder of the 2011-12 regular season and playoffs after being diagnosed with severe post-concussion syndrome... underwent surgery on Nov. 28 to remove loose bodies from his left knee... posted a pair of assists on Nov. 19 at WPG... recorded three assists on Nov. 14 at CAR... missed six games after receiving a high stick to the eye on Oct. 24 vs. TOR... started the season with a five-game scoring streak (1-5-6).

CAREER

2010-11: Playoffs: Had one assist in three games played... Missed the last three games of the ECSF vs. Boston with a lower body injury... Missed first five games of ECQF vs. Buffalo while recovering from a broken hand. **Regular Season:** Underwent surgery to repair broken hand on 3/17 and missed the team's final 16 regular season games... Had four assist game vs. Montreal on 1/25... Underwent surgery on 12/17 to repair broken bone in foot, and missed 13 games... Had two assists at Washington on 11/20... Played in his 100th game as a Flyer vs. Tampa Bay on 11/18... Had a three-game point streak from 11/11-11/15 (OG, 3A)... Scored two power play goals vs. NY Islanders on 10/30. **2009-10:** Recipient of the Bobby Clarke Trophy as the team's most valuable player and recipient of the Barry Ashbee Trophy as the team's most outstanding defenseman, both as voted by a panel of sportscasters and sportswriters... Led the team in assists (45), blocks (189 - 5th in NHL), plus/minus (+22), average time-on-ice (25:55) and the Flyers defense in points (55), which also ranked third overall on the Flyers and fifth overall in the NHL... Became the first Flyers defenseman to record 50 or more points in a season since Eric Desjardins, who also had 55 points, did so in 1999-00... Played in his 1,100 NHL game on 4/2 vs. Montreal... Scored the game-winning-goal with 2.1 seconds left vs. Chicago on 3/13 (new Flyers home-ice record for latest GWG in 3rd)... Recorded his 500th NHL assist at Florida on 3/3... Won a gold medal with Team Canada for the second time (2002) in his fourth Olympics (2nd wearing an "A", 2002), where he had five points (5A) and a +3 rating in seven games... Had a five-game point streak (8pts - 1G,7A) from 1/3-1/12... Had recorded over 28 minutes of ice time in a game 11x this season and over 30 minutes six times... Had 11 multi-point games on the season... Had a six-game point streak (10/31-11/14)... Had first goal as a Flyer at New Jersey on 10/3... Reached his 1,500 penalty minute vs. NY Islanders on 12/8... Was +4 in Game 4 of the Stanley Cup Finals vs. Chicago... Had assist in Game 3 and two assists in Game 1... Had three assists in Eastern Conference Final vs. Montréal... Recorded 6 pts (2G,4A) in Eastern Conference Semi Finals... Had 5 pts (2G,3A) in Eastern Conference Quarter Finals... Recorded a point in each of the first 4 games of the series... **2008-09:** Appeared in the Stanley Cup Playoffs for the 13th consecutive season, posting a total of 10 points (2G,8A) and 12 penalty minutes in 13 contests... Recorded four points (1G,3A), six PIM and a plus/minus rating of +6 in the Ducks' six-game series win over the Sharks in the WCQF... Recorded six points (1G,5A) and six PIM in their seven-game series against the DET... Appeared in all 82 games for the first time in his NHL career... Finished second on Anaheim's defense in goals (11), assists (37) and points (48)... Collected his 600th NHL point on Mar. 18 vs. NSH... Appeared in his 1,000th NHL game, earning an assist, Feb. 20 at DET... Had a season-high six-game point streak (3G,5A-8pts) from Oct. 29-Nov. 7, falling one game shy of his career high... **2007-08:** Appeared in his 900th NHL game (scored the GWG in OT for a 4-3 Ducks victory) on Dec. 10 at CLS... Recorded his 400th career assist on Oct. 15 vs. DET... Appeared in all six games against Dallas in the WCQF scoring five points (2G,3A), and finished tied with Ryan Getzlaf for the team lead in the playoffs... **2006-07:** Won his first Stanley Cup with ANH... Among playoff leaders, T-1st in plus/minus (+10), T-3rd in PPA, 4th in average TOI (30:11), T-4th in assists (12) and T-7th in points (15)... Ranked second among NHL defensemen and tied for second overall on the Ducks in postseason scoring... Set club records for goals, assists and points by defenseman in a postseason... Finished tied for second in club history for most points in a single playoff season... Had a five-game point streak with seven points (2G,5A) from Apr. 13-25, the longest by a Duck in the 2007 postseason... Finished the regular season ranked T-6th among NHL defensemen in points (59), sixth in assists (46) and first in points per game (.89)... Led the Ducks in plus/minus (+27) being a plus-or-even player in 58 of 66 games and breaking the franchise record for highest plus/minus by a defenseman in a season... Recorded his 500th NHL point on Feb. 15 at PHX **2005-06:** Led Edmonton to the 2006 Stanley Cup Final... Recorded 21 points (5G,16A) in the playoffs, the most points scored by an NHL defenseman in the postseason since Brian Leetch had 34 points for the 1994 NYR... Played over 40 minutes twice in the playoffs... Recorded two points (1G,1A) in Game 1 of the SCF at CAR, including the first penalty shot goal in SCF history (there had been eight previous penalty shots taken in Final history, none resulting in goals)... Collected a team record-tying three assists in one period in Game 5 of the WCQF on Apr. 29 at DET... Played a game-high 47:17 in Game 3 of the WCQF on Apr. 25 vs. DET... In the regular season, led Oilers defensemen with 56 points (12G,44A)... Ranked fourth among NHL defensemen in power-play scoring and 15th overall with 42 points (10G,32A)... Recorded 12 multiple-point

games...Tied his career high for points (fourth time) and assists (second time) with four assists on Dec. 31 at CGY... Was acquired by EDM from STL in exchange for Eric Brewer, Doug Lynch and Jeff Woywitka, Aug. 2, 2005... **2003-04:** Led Blues defensemen and T-2nd in NHL with 54 points... Named to the All-Star Game for the fifth time...Finished third in Norris Trophy voting behind S. Niedermayer and Z. Chara...Tied his career high in goals (14)...Played his 700th NHL game on Feb. 16 vs. PHX...Tallied his 300th NHL assist on Mar. 9 vs. NYI and 400th NHL point on Apr. 3 at NSH... **2002-03:** Recorded his 50th career playoff point in Game 4 of the WCQF on Apr. 16 vs. VAN... **2001-02:** Scored 47 points (7G,40A), tying for eighth among NHL defensemen...Led the Blues and ranked 16th in the NHL in plus/minus (+16)...Played his 600th career NHL game on Jan. 8 at SJ... Selected to the All-Star Game for the fourth time (third as a starter)... **2000-01:** Played in 15 playoff games as the Blues advanced to the WCF... Was sixth on the Blues in points (47) and third in plus/minus (+21) despite missing 31 games due to injury...Averaged nearly one point per game (0.9) with 47 points in 51 games... **1999-00:** Won both the Hart (MVP) and Norris Trophy (top defenseman), marking the first time the same player has won both since Bobby Orr (1972)...Led the Blues and all NHL defensemen with 48 assists and finished second among NHL defensemen with 62 points... Also led the NHL in plus/minus (+52)...Played his 500th NHL game on Mar. 20 vs. WSH...Recorded his 200th NHL point on Dec. 10 at CHI... **1998-99:** Recorded 12 multi-point games with STL, including three, three-point contests... Played in his 400th NHL game on Jan. 21 vs. TOR... **1997-98:** Named the 16th and youngest captain in STL history on Sept. 27...Led the NHL in plus/minus (+47)... Was a finalist for the Norris Trophy...Had his 100th career NHL assist on Apr. 4 vs. COL...Had 10 points (1G,9A) in 10 playoff games... **1996-97:** Led St. Louis in plus/minus (+15)... **1995-96:** Played his first season in STL... Was acquired by STL from Hartford in exchange for Brendan Shanahan on July 27, 1995...Ranked second among STL defensemen with 25 points (7G,18A)... **1994-95:** Completed his second season with Hartford in the lockout-shortened season...Had 14 points in 43 regular season games... **1993-94:** Appeared in his rookie season with Hartford...Was named to the NHL All-Rookie Team and won the club's Most Valuable Defenseman Award...Led all Whalers defensemen with 30 points (5G,25A)...Played in his first NHL game on Oct. 6 at MTL... Recorded his first NHL point (assist) on Oct. 9, 1993 vs. PHI...Scored his first NHL goal on Nov. 6, 1993 at NYI... **International:** Has represented Team Canada on several occasions, including four Olympic Games (1998, 2002, 2006, and 2010)... Was alternate captain for Team Canada in 2002 and 2010 Winter Olympics... Played for Canada at the World Cup (1996 & 2004)... Represented Canada at the 1992 World Jr. Championships... **Miscellaneous:** Was named to the OHL's First All-Star Team and Canadian Major Junior's First All-Star Team in 1993...also named Canadian Major Junior's Defenseman of the Year in 1993.

STATISTICAL CAREER HIGHS

	FLYERS	CAREER
MOST GOALS (GAME)	2 (10/30/10)	2 (14 TIMES)
MOST ASSIST (GAME)	4(VS. MTL, 1/25/11)	4 (FIVE TIMES)
MOST POINTS (GAME)	4 (VS. MTL, 1/25/11)	4 (SEVEN TIMES)
MOST GOALS (SEASON)	10 (2009-10)	14 (1999-00)
MOST ASSIST (SEASON)	45 (2009-10)	48 (1999-00)
MOST POINTS (SEASON)	55 (2009-10)	62 (1999-00)
LONGEST GOAL-SCORING STREAK	NONE	3 GAMES (3/11/97-3/14/97)
LONGEST ASSIST-SCORING STREAK	5 GAMES (TWO TIMES)	7 GAMES (12/30/00-1/10/01)
LONGEST POINT-SCORING STREAK	6 GAMES (10/31/09-11/14/09)	7 GAMES (12/30/00-1/10/01)



CAREER STATS VS. NHL

TEAM	GP	G	A	PTS	PIM
ANAHEIM	39	7	21	28	68
BOSTON	32	3	11	14	45
BUFFALO	32	6	10	16	76
CALGARY	50	12	34	46	59
CAROLINA	25	3	18	21	48
CHICAGO	56	9	23	32	82
COLORADO	59	6	23	29	64
COLUMBUS	29	8	11	19	26
DALLAS	59	7	21	28	75
DETROIT	58	9	27	36	108
EDMONTON	45	5	20	25	84
FLORIDA	29	3	11	14	31
LOS ANGELES	56	5	29	34	110
MINNESOTA	31	2	8	10	38
MONTREAL	31	2	14	16	45
NASHVILLE	43	9	26	35	30
NEW JERSEY	31	2	13	15	20
NY ISLANDERS	31	6	13	19	28
NY RANGERS	34	7	9	16	30
OTTAWA	30	1	16	17	18
PHILADELPHIA	23	1	15	16	20
PHOENIX	63	15	36	51	113
PITTSBURGH	35	3	19	22	65
SAN JOSE	60	11	30	41	60
ST. LOUIS	19	2	10	12	20
TAMPA BAY	31	2	15	17	28
TORONTO	40	3	19	22	39
VANCOUVER	53	6	21	27	91
WASHINGTON	31	2	12	14	30
WINNIPEG	12	0	6	6	39
NHL TOTALS:	1167	157	541	698	1590

20 CHRIS PRONGER

CAREER RECORD

YEAR	TEAM	LEAGUE	REGULAR SEASON					PLAYOFFS				
			GP	G	A	PTS	PIM	GP	G	A	PTS	PIM
1991-92	Peterborough	OHL	63	17	45	62	90	10	1	8	9	28
1992-93	Peterborough	OHL	61	15	62	77	108	21	15	25	40	51
1993-94	Hartford (a)	NHL	81	5	25	30	113	--	--	--	--	--
1994-95	Hartford	NHL	43	5	9	14	54	--	--	--	--	--
1995-96	St. Louis (b)	NHL	78	7	18	25	110	13	1	5	6	16
1996-97	St. Louis	NHL	79	11	24	35	143	6	1	1	2	22
1997-98	St. Louis	NHL	81	9	27	36	180	10	1	9	10	26
1998-99	St. Louis	NHL	67	13	33	46	113	13	1	4	5	28
1999-00	St. Louis (c, d)	NHL	79	14	48	62	92	7	3	4	7	32
2000-01	St. Louis	NHL	51	8	39	47	75	15	1	7	8	32
2001-02	St. Louis	NHL	78	7	40	47	120	9	1	7	8	24
2002-03	St. Louis	NHL	5	1	3	4	10	7	1	3	4	14
2003-04	St. Louis	NHL	80	14	40	54	88	5	0	1	1	16
2005-06	Edmonton (e)	NHL	80	12	44	56	74	24	5	16	21	26
2006-07	Anaheim (f, g)	NHL	66	13	46	59	69	19	3	12	15	26
2007-08	Anaheim Ducks	NHL	72	12	31	43	128	6	2	3	5	12
2008-09	Anaheim (h)	NHL	82	11	37	48	88	13	2	8	10	12
2009-10	FLYERS	NHL	82	10	45	55	79	23	4	14	18	36
2010-11	FLYERS	NHL	50	4	21	25	44	3	0	1	1	4
2011-12	FLYERS	NHL	13	1	11	12	10	--	--	--	--	--
NHL TOTALS			1167	157	541	698	1590	173	26	95	121	326
FLYERS TOTALS			145	15	77	92	133	26	4	15	19	40

(a) Drafted by the Hartford Whalers in the first round (2nd Overall) in the 1993 NHL Entry Draft.

(b) Traded to St. Louis by Hartford for Brendan Shanahan, July 27, 1995.

(c) Won the Hart Memorial Trophy in 2000.

(d) Won the James Norris Memorial Trophy in 2000

(e) Traded to Edmonton by St. Louis for Eric Brewer, Doug Lynch and Jeff Woywitka, August 2, 2005.

(f) Traded to Anaheim by Edmonton for Joffrey Lupul, Ladislav Smid, Anaheim's 1st round choice in 2007 Entry Draft and Anaheim's 1st and 2nd round choices in 2008 Entry Draft, July 3, 2006.

(g) Won the Stanley Cup with the Anaheim Ducks, 2007.

(h) Traded to the Flyers by Anaheim with center Ryan Dingle for right wing Joffrey Lupul, Luca Sbisa, Philadelphia's first-round pick in the 2009 Entry Draft (No. 21), a first-round pick in the 2010 Entry Draft, and a conditional pick in the 2010 or 2011 Entry Draft, June 26, 2009.

MISCELLANEOUS STATS

REGULAR SEASON															PLAYOFFS		
YEAR	TEAM	LEAGUE	PP	SH	GW	S	S%	+/-	TF	F%	MIN	PP	SH	GW			
1993-94	Hartford	NHL	2	0	0	174	2.9	-3	--	--	--	--	--	--			
1994-95	Hartford	NHL	3	0	1	94	5.3	-12	--	--	--	--	--	--			
1995-96	St Louis	NHL	3	1	1	138	5.1	-18	--	--	--	1	0	0			
1996-97	St Louis	NHL	4	0	0	147	7.5	15	--	--	--	1	0	0			
1997-98	St Louis	NHL	1	0	2	145	6.2	47	--	--	27:18	1	0	0			
1998-99	St Louis	NHL	8	0	0	172	7.6	3	--	--	30:36	1	0	0			
1999-00	St Louis	NHL	8	0	3	192	7.3	52	--	--	30:14	3	0	2			
2000-01	St Louis	NHL	4	0	0	121	6.6	21	--	--	27:44	1	0	0			
2001-02	St Louis	NHL	4	1	3	204	3.4	23	--	--	29:28	1	0	0			
2002-03	St Louis	NHL	0	0	0	11	9.1	-2	--	--	21:38	1	0	0			
2003-04	St Louis	NHL	7	0	3	203	6.9	-1	--	--	27:27	0	0	0			
2005-06	Edmonton	NHL	10	0	3	155	7.7	2	--	--	27:59	5	0	0			
2006-07	Anaheim	NHL	8	0	2	166	7.8	27	--	--	27:05	3	0	0			
2007-08	Anaheim	NHL	8	0	4	182	6.6	-1	--	--	26:00	2	0	0			
2008-09	Anaheim	NHL	4	0	2	196	5.6	0	--	--	26:56	2	0	1			
2009-10	FLYERS	NHL	5	0	2	175	5.7	22	--	--	25:55	3	0	0			
2010-11	FLYERS	NHL	3	0	1	112	3.6	7	--	--	22:29	0	0	0			
2011-12	FLYERS	NHL	1	0	0	23	4.3	1	--	--	22:28	--	--	--			
NHL TOTALS			83	2	27	2610	6.00	183	--	--	27:27	13	0	3			



24 MATT READ

CENTER | REED, MAT

BIRTHDATE: June 14, 1986 | **BIRTHPLACE:** Ilderton, Ontario
HEIGHT: 5'10" | **WEIGHT:** 185 | **SHOOTS:** Right | **SEASON:** 2nd NHL, 2nd Flyers
ACQUIRED: Free agent – signed March 23, 2011

2011-12

Playoffs: Appeared in 11 playoff games, registering five points (3G,2A) along with four penalty minutes ... **Regular Season:** Posted his 20th goal of the season on March 1 vs NYI, making him the first Flyers rookie since Jeff Carter and R.J. Umberger in 2006 to record 20 goals in a season, and just the 16th in team history... recorded two goals, including the GWG, and an assist vs. NYI on 3/1...Recorded the game winning goal vs. NSH on Feb. 2 and at PIT on Dec. 29... recorded three points in a single period on two occasions, Dec. 3 at PHX (1G 2A) and Oct. 18 at OTT (3A)... the Oct. 18 game was the first time a Flyers rookie had a three-point period since Alexandre Picard (3A) on Feb. 1, 2007... Recorded 6 goals during a 5 game goal scoring streak from 11/13-11/21, which was the longest such accomplishment for a Flyers rookie since Mikael Renberg scored in six consecutive games from March 24-April 2, 1994...Scored with 18.6 seconds left to give the Flyers their third consecutive win, 2-1 vs PHX on 11/17... Recorded a goal and three assists for a four point game @ OTT on 10/18...Posted first NHL goal at NJD on 10/8/11...Made his NHL debut on October 6th at BOS.

CAREER

2010-11: Appeared in 11 games for Adirondack (AHL), recording 13 points (7G, 6A)and 6 PIM... concluded his career at Bemidji State University (WCHA), posting 35 points (22G, 13A) in 37 games... **2009-10:** Appeared in 37 games for Bemidji State as a junior, recording 41 pts (19 G, 22 A) and 32 PIM. **2008-09:** Appeared in 37 games for Bemidji State University...total of 40 pts (15 G, 25 A)...50 PIM **2007-08:** Appeared in 36 games for Bemidji State University...total of 27 pts (9 G, 18 A)...37 PIM

STATISTICAL CAREER HIGHS

	FLYERS	CAREER
MOST GOALS (GAME)	2 (TWO TIMES)	2 (TWO TIMES)
MOST ASSIST (GAME)	3 (vs. OTT, 10/18/11)	3 (vs. OTT, 10/18/11)
MOST POINTS (GAME)	4 (vs. OTT, 10/18/11)	4 (vs. OTT, 10/18/11)
MOST GOALS (SEASON)	24 (2011-12)	24 (2011-12)
MOST ASSIST (SEASON)	23 (2011-12)	23 (2011-12)
MOST POINTS (SEASON)	47 (2011-12)	47 (2011-12)
LONGEST GOAL-SCORING STREAK	5 GAMES (11/13/11-11/21/11)	5 GAMES (11/13/11-11/21/11)
LONGEST ASSIST-SCORING STREAK	3 GAMES (1/12/12-1/17/12)	3 GAMES (1/12/12-1/17/12)
LONGEST POINT-SCORING STREAK	5 GAMES (11/13/11-11/21/11)	5 GAMES (11/13/11-11/21/11)

CAREER RECORD

YEAR	TEAM	LEAGUE	REGULAR SEASON					PLAYOFFS				
			GP	G	A	PTS	PIM	GP	G	A	PTS	PIM
2005-06	Milton	OPJHL	48	34	34	68	52	--	--	--	--	--
2006-07	Des Moines	USHL	58	28	34	62	110	8	2	0	2	6
2007-08	Bemidji State	CHA	36	9	18	27	37	--	--	--	--	--
2008-09	Bemidji State	CHA	37	15	25	40	50	--	--	--	--	--
2009-10	Bemidji State	CHA	37	19	22	41	32	--	--	--	--	--
2010-11	Bemidji State (a)	WCHA	37	22	13	35	34	--	--	--	--	--
	PHANTOMS	AHL	1	7	6	13	6	--	--	--	--	--
2011-12	FLYERS	NHL	79	24	23	47	12	11	3	2	5	4
	FLYERS/NHL TOTALS		79	24	23	47	12	11	3	2	5	4

(a) Signed as a free agent on March 24, 2011




CAREER STATS VS. NHL

TEAM	GP	G	A	PTS	PIM
ANAHEIM	1	0	0	0	0
BOSTON	4	1	1	2	0
BUFFALO	3	2	1	3	0
CALGARY	1	0	1	1	0
CAROLINA	4	2	1	3	0
CHICAGO	1	0	1	1	0
COLORADO	1	0	0	0	0
COLUMBUS	0	0	0	0	0
DALLAS	1	0	0	0	0
DETROIT	2	0	1	1	0
EDMONTON	1	0	0	0	0
FLORIDA	4	2	0	2	2
LOS ANGELES	1	0	0	0	2
MINNESOTA	1	0	2	2	0
MONTREAL	4	1	2	3	0
NASHVILLE	2	1	1	2	0
NEW JERSEY	5	2	0	2	0
NY ISLANDERS	6	3	2	5	0
NY RANGERS	6	0	1	1	2
OTTAWA	4	2	4	6	2
PHILADELPHIA	0	0	0	0	0
PHOENIX	2	2	2	4	0
PITTSBURGH	6	1	0	1	0
SAN JOSE	1	0	0	0	0
ST. LOUIS	1	0	0	0	0
TAMPA BAY	4	1	1	2	0
TORONTO	4	1	1	2	2
VANCOUVER	1	0	1	1	0
WASHINGTON	4	0	0	0	0
WINNIPEG	4	3	0	3	2
NHL TOTALS:	79	24	23	47	12

MISCELLANEOUS STATS

REGULAR SEASON													PLAYOFFS		
YEAR	TEAM	LEAGUE	PP	SH	GW	S	S%	+/-	TF	F%	MIN	PP	SH	GW	
2011-12	FLYERS	NHL	4	2	6	155	15.5	12	346	41	17:04	1	0	1	
NHL TOTALS			4	2	6	155	15.6	12	346	41	17:04	1	0	1	



36 ZAC RINALDO

CENTER | rih-NAL-doh, ZAK

BIRTHDATE: June 15, 1990 | **BIRTHPLACE:** Mississauga, Ontario

HEIGHT: 5'11" | **WEIGHT:** 185 | **SHOOTS:** Left | **SEASON:** 3rd NHL, 3rd Flyers

ACQUIRED: Draft – 6th round (178th overall) in 2008

2011-12

Playoffs: Appeared in five playoff games, registering 48 penalty minutes ... **Regular Season:** Recorded a goal vs. NYI 3/15...Recorded first NHL goal Nov. 3 vs NJD...recorded 7 hits on Oct. 27 vs. WPG...Appeared in his first regular season game as a Flyer on October 6th

CAREER

2010-11: Appeared in two playoff games for the Flyers...Appeared in 60 games for Adirondack, where he had a total of 9 pts (3G,6A) and 331 PIM. **2009-10:** Split the season between London and Barrie (OHL), totaling 10 goals and 15 assists for 25 points, along with 255 PIM, in 60 games. **2008-09:** Split the season between Mississauga and London (OHL), appearing in a total of 56 games... collected a total of 10 goals and 20 assists for 30 points, along with 201 PIM... drafted by the Flyers in the 6th round (178th overall) of the 2008 NHL Entry Draft... signed an entry-level contract with the Flyers on August 11, 2009. **2007-08:** Appeared in 63 games for Mississauga (OHL), posting seven goals and seven assists for 14 points along with 191 PIM. **2006-07:** Appeared in six games for St. Michaels in his first OHL season.

STATISTICAL CAREER HIGHS

	FLYERS	CAREER
MOST GOALS (GAME)	1 (TWO TIMES)	1 (TWO TIMES)
MOST ASSIST (GAME)	1 (SEVEN TIMES)	1 (SEVEN TIMES)
MOST POINTS (GAME)	1 (NINE TIMES)	1 (NINE TIMES)
MOST GOALS (SEASON)	2 (2011-12)	2 (2011-12)
MOST ASSIST (SEASON)	7 (2011-12)	7 (2011-12)
MOST POINTS (SEASON)	9 (2011-12)	9 (2011-12)
LONGEST GOAL-SCORING STREAK	NONE	NONE
LONGEST ASSIST-SCORING STREAK	2 GAMES (TWO TIMES)	2 GAMES (TWO TIMES)
LONGEST POINT-SCORING STREAK	2 GAMES (TWO TIMES)	2 GAMES (TWO TIMES)

CAREER RECORD

YEAR	TEAM	LEAGUE	REGULAR SEASON						PLAYOFFS					
			GP	G	A	PTS	PIM		GP	G	A	PTS	PIM	
2006-07	St. Michael's	OHL	6	0	0	0	2		--	--	--	--	--	
2007-08	Mississauga	OHL	63	7	7	14	191		4	0	0	0	9	
2008-09	Mississauga (a)	OHL	34	6	7	13	112		--	--	--	--	--	
	London	OHL	22	4	13	17	89		8	1	1	2	26	
2009-10	London	OHL	34	8	7	15	148		--	--	--	--	--	
	Barrie	OHL	26	2	8	10	107		4	2	0	2	11	
2010-11	PHANTOMS	AHL	60	3	6	9	331		--	--	--	--	--	
	FLYERS	NHL	--	--	--	--	--		2	0	0	0	12	
2011-12	FLYERS	NHL	66	2	7	9	232		5	0	0	0	48	
	FLYERS/NHL TOTALS		66	2	7	9	232		7	0	0	0	60	

(a) Drafted by the Flyers in the sixth round (178th overall) of the 2008 NHL Entry Draft

MISCELLANEOUS STATS

YEAR	TEAM	LEAGUE	REGULAR SEASON										PLAYOFFS			
			PP	SH	GW	S	S%	+/-	TF	F%	MIN		PP	SH	GW	
2010-11	FLYERS	NHL	--	--	--	--	--	--	--	--	--		0	0	0	
2011-12	FLYERS	NHL	0	0	0	53	3.8	-1	9	66.7	7:29		0	0	0	
	NHL TOTALS		0	0	0	54	3.7	-1	9	66.7	7:29		0	0	0	



CAREER STATS VS. NHL

TEAM	GP	G	A	PTS	PIM
ANAHEIM	1	0	0	0	0
BOSTON	3	0	0	0	26
BUFFALO	3	0	1	1	19
CALGARY	1	0	0	0	0
CAROLINA	3	0	0	0	2
CHICAGO	1	0	0	0	5
COLORADO	1	0	0	0	0
COLUMBUS	1	0	0	0	0
DALLAS	1	0	0	0	2
DETROIT	2	0	0	0	14
EDMONTON	0	0	0	0	0
FLORIDA	3	0	0	0	14
LOS ANGELES	1	0	0	0	17
MINNESOTA	0	0	0	0	0
MONTREAL	3	0	1	1	0
NASHVILLE	2	0	1	1	2
NEW JERSEY	6	1	1	2	14
NY ISLANDERS	4	1	0	1	4
NY RANGERS	5	0	0	0	31
OTTAWA	4	0	1	1	10
PHILADELPHIA	0	0	0	0	0
PHOENIX	2	0	0	0	15
PITTSBURGH	4	0	1	1	29
SAN JOSE	1	0	0	0	0
ST. LOUIS	0	0	0	0	0
TAMPA BAY	4	0	0	0	12
TORONTO	3	0	0	0	5
VANCOUVER	1	0	0	0	2
WASHINGTON	3	0	1	1	0
WINNIPEG	3	0	0	0	2
NHL TOTALS:	66	2	7	9	225



10 BRAYDEN SCHENN

CENTER | SHENN, BRAY-duhn

BIRTHDATE: August 22, 1991 | **BIRTHPLACE:** Saskatoon, Saskatchewan
HEIGHT: 6'1" | **WEIGHT:** 190 | **SHOOTS:** Left | **SEASON:** 4th NHL, 2nd Flyers
ACQUIRED: Trade from Los Angeles – June 23, 2011

2011-12

Playoffs: Appeared in 11 playoff games, registering nine points (3G, 6A) to rank fourth on the team in playoff scoring... recorded a goal and two assists for three points and was named first star in Game 1 of the ECQF vs. PIT, his first career NHL playoff game... **Regular Season:** Scored 12 goals over season's final 49 games after returning from injury... One of three rookies (Couturier, Read) to post double-digit goals on the season... Scored the GWG vs. FLA Mar. 8th... Tallied seven goals in nine games (1/24-2/12/12) including the game winning goal vs. TOR Feb. 9th... Tallied 3 points (2G, 1A) in his first 5 games back from injury (1/2-1/10)... scored his first NHL goal in the 2012 Bridgestone NHL Winter Classic on Jan. 2 vs. NYR... sustained a broken foot @ MTL on 10/26... Posted 12 points (6G, 6A) in 7 games for Adirondack, including his first professional hat trick on 10/14.

CAREER

2010-11: Had two points (0-2=2) in eight games with Kings before being assigned to Brandon (WHL) Dec. 3... First career point (assist) and plus-2 rating Oct. 21 at PHX (sixth NHL game)... Loaned to Manchester on conditioning assignment Nov. 17 and had seven points (3-4=7) and four penalty minutes in seven games... Had 57 points (22-35=57), 25 penalty minutes and plus-19 rating in 29 regular season games in the WHL (split between Brandon and Saskatoon)... Played two games for Brandon (1-3=4, 2 PIM, +1) before being traded to Saskatoon on Jan. 10 (21-32=53, 23 PIM, +18 in 27 games)... Had 11 points (6-5=11) and 14 penalty minutes in 10 playoff games with Saskatoon... Earned second straight silver medal for Team Canada at World Junior Championships (served this year as an alternate captain), recording 18 points (8-10=18) in seven games... 18 points tied tournament record set by Dale McCourt in 1977... Eight goals led Team Canada... Named both Tournament MVP and to All-Tournament Team.

STATISTICAL CAREER HIGHS


	FLYERS	CAREER
MOST GOALS (GAME)	2 (TWO TIMES)	2 (TWO TIMES)
MOST ASSIST (GAME)	1 (SIX TIMES)	1 (EIGHT TIMES)
MOST POINTS (GAME)	2 (THREE TIMES)	2 (THREE TIMES)
MOST GOALS (SEASON)	12 (2011-12)	12 (2011-12)
MOST ASSIST (SEASON)	6 (2011-12)	6 (2011-12)
MOST POINTS (SEASON)	18 (2011-12)	18 (2011-12)
LONGEST GOAL-SCORING STREAK	2 GAMES (1/24/12-1/31/12)	2 GAMES (1/24/12-1/31/12)
LONGEST ASSIST-SCORING STREAK	NONE	2 GAMES (10/21/10-10/23/10)
LONGEST POINT-SCORING STREAK	3 GAMES (TWO TIMES)	3 GAMES (TWO TIMES)

CAREER RECORD

YEAR	TEAM	LEAGUE	REGULAR SEASON					PLAYOFFS				
			GP	G	A	PTS	PIM	GP	G	A	PTS	PIM
2007-08	Brandon	WHL	66	28	43	71	48	6	2	1	3	14
2008-09	Brandon (a)	WHL	70	32	56	88	82	12	8	10	18	12
2009-10	Brandon	WHL	59	34	65	99	55	15	8	11	19	2
	Los Angeles	NHL	1	0	0	0	0	--	--	--	--	--
2010-11	Los Angeles	NHL	8	0	2	2	0	--	--	--	--	--
	Manchester	AHL	7	3	4	7	4	5	1	3	4	0
	Brandon	WHL	2	1	3	4	2	--	--	--	--	--
	Saskatoon (b)	WHL	27	21	32	53	23	10	6	5	11	14
2011-12	FLYERS	NHL	54	12	6	18	34	11	3	6	9	8
	PHANTOMS	AHL	7	6	6	12	4	--	--	--	--	--
NHL TOTALS			63	12	8	20	34	0	0	0	0	0
FLYERS TOTALS			54	12	6	18	34	11	3	6	9	8

(a) Drafted by Los Angeles in the first round (5th overall) of the 2009 NHL Entry Draft

(b) Traded to Philadelphia by Los Angeles with Wayne Simmonds and Los Angeles' 2nd round choice in 2012 Entry Draft for Mike Richards and Rob Bordson, June 23, 2011.



CAREER STATS VS. NHL

TEAM	GP	G	A	PTS	PIM
ANAHEIM	1	0	0	0	0
BOSTON	2	0	0	0	5
BUFFALO	2	0	0	0	0
CALGARY	2	0	0	0	0
CAROLINA	1	1	0	1	0
CHICAGO	1	0	1	1	0
COLORADO	1	0	1	1	0
COLUMBUS	0	0	0	0	0
DALLAS	1	0	0	0	0
DETROIT	2	2	0	2	2
EDMONTON	1	0	0	0	0
FLORIDA	3	2	0	2	0
LOS ANGELES	0	0	0	0	0
MINNESOTA	1	0	1	1	0
MONTREAL	2	0	0	0	0
NASHVILLE	2	0	1	1	2
NEW JERSEY	5	0	0	0	9
NY ISLANDERS	5	0	0	0	4
NY RANGERS	4	2	0	2	4
OTTAWA	3	0	1	1	0
PHILADELPHIA	0	0	0	0	0
PHOENIX	2	0	1	1	0
PITTSBURGH	5	1	1	2	4
SAN JOSE	1	0	0	0	0
ST. LOUIS	1	0	0	0	0
TAMPA BAY	2	0	1	1	0
TORONTO	4	3	0	3	4
VANCOUVER	3	0	0	0	0
WASHINGTON	3	0	0	0	0
WINNIPEG	3	1	0	1	0
NHL TOTALS:	63	12	8	20	34

MISCELLANEOUS STATS

REGULAR SEASON												PLAYOFFS		
YEAR	TEAM	LEAGUE	PP	SH	GW	S	S%	+/-	TF	F%	MIN	PP	SH	GW
2009-10	Los Angeles	NHL	0	0	0	0	0	-1	14	28.57	12:31	--	--	--
2010-11	Los Angeles	NHL	0	0	0	11	0	-1	51	33.3	11:14	--	--	--
2011-12	FLYERS	NHL	4	0	3	97	12.4	-7	436	46.1	14:07	2	0	0
NHL TOTALS			4	0	3	108	11.1	-9	501	35.99	13:44	2	0	0



22 LUKE SCHENN

DEFENSE | SHENN, LEWK

BIRTHDATE: November 2, 1989 | **BIRTHPLACE:** Saskatoon, Saskatchewan
HEIGHT: 6'2" | **WEIGHT:** 229 | **SHOOTS:** Right | **SEASON:** 5th NHL, 1st Flyers
ACQUIRED: Trade from Toronto – June 23, 2012

CAREER STATS VS. NHL

TEAM	GP	G	A	PTS	PIM
ANAHEIM	4	1	1	2	0
BOSTON	22	2	8	10	16
BUFFALO	22	1	7	8	14
CALGARY	8	0	2	2	2
CAROLINA	16	0	1	1	6
CHICAGO	4	1	1	2	12
COLORADO	4	0	1	1	0
COLUMBUS	4	0	0	0	7
DALLAS	3	0	1	1	0
DETROIT	4	0	0	0	2
EDMONTON	7	0	1	1	2
FLORIDA	16	0	3	3	2
LOS ANGELES	4	0	0	0	4
MINNESOTA	4	0	0	0	2
MONTREAL	24	1	4	5	26
NASHVILLE	4	1	1	2	6
NEW JERSEY	15	0	4	4	13
NY ISLANDERS	14	0	1	1	6
NY RANGERS	16	0	3	3	7
OTTAWA	22	4	4	8	33
PHILADELPHIA	16	2	4	6	9
PHOENIX	3	0	0	0	0
PITTSBURGH	14	1	5	6	9
SAN JOSE	4	0	1	1	4
ST. LOUIS	4	0	0	0	2
TAMPA BAY	16	0	3	3	7
TORONTO	0	0	0	0	0
VANCOUVER	8	0	2	2	12
WASHINGTON	14	0	2	2	10
WINNIPEG	14	0	1	1	4
NHL TOTALS:	310	14	61	75	217

2011-12

Appeared in 79 games for TOR... registered 22 points (2G, 22A) along with 62 penalty minutes... Had a career-high 20 assists... played a season-high 27:00 on Nov. 25 at DAL...

CAREER

2010-11: Posted five goals, 17 assists for 22 points along with 34 penalty minutes in 82 games played... tied career-high of five goals... Ranked 1st among NHL defensemen in hits (251)... Ranked 1st on TOR in blocked shots (168)... Recorded a goal and assist March 31 at BOS... Posted one goal and one assist March 5 vs. CHI... Played 200th NHL game Feb. 3 vs. CAR... Registered a career-high (tie) nine hits Jan. 6 vs. STL... Recorded a goal and a plus-3 rating Jan. 1 at OTT... Tied a career-high with two assist Oct. 12 at PIT... **2009-10:** Appeared in 79 games for TOR... recorded 17 points (5G, 12A) and 50 penalty minutes... Ranked 2nd on team in hits (173) and blocked shots (116)... Recorded the GWG vs. BUF on April 1... Registered career-high in goals (2) and points (3) with a plus-4 rating Feb. 6 vs. OTT... Was a healthy scratch three times... Played 100th NHL game Dec. 9 vs. NYI... **2008-09:** Registered two goals, 12 assists for 14 points along with 71 penalty minutes in 70 games played... Named to NHL All-Rookie Team... Ranked 1st on TOR in hits (206) and 3rd in blocked shots (119)... Ranked 1st among NHL rookies in blocked shots... Ranked 1st among NHL rookie defensemen in hits... Registered two points (1G, 1A) along with five penalty minutes April 3 at PHI... Recorded a season-high of 22:37 March 7 vs. EDM... Scored 1st NHL goal Feb. 7 vs. MTL (G Carey Price) Appeared in YoungStars game Jan 24 at the 2009 NHL All-Star Weekend in MTL... Missed 12 games due to knee injury (Dec. 8-Jan. 3)... Posted 1st NHL point (assist) Oct. 29 at NJD... Played 1st NHL game Oct. 9 at DET...

STATISTICAL CAREER HIGHS

	FLYERS	CAREER
MOST GOALS (GAME)	NONE	2 (vs. OTT, 2/6/10)
MOST ASSIST (GAME)	NONE	2 (SIX TIMES)
MOST POINTS (GAME)	NONE	3 (vs. OTT, 2/6/10)
MOST GOALS (SEASON)	NONE	5 (TWO TIMES)
MOST ASSIST (SEASON)	NONE	20 (2011-12)
MOST POINTS (SEASON)	NONE	22 (TWO TIMES)
LONGEST GOAL-SCORING STREAK	NONE	NONE
LONGEST ASSIST-SCORING STREAK	NONE	2 GAMES (FIVE TIMES)
LONGEST POINT-SCORING STREAK	NONE	2 GAMES (FIVE TIMES)

CAREER RECORD

YEAR	TEAM	LEAGUE	REGULAR SEASON					PLAYOFFS				
			GP	G	A	PTS	PIM	GP	G	A	PTS	PIM
2005-06	Kelowna	WHL	60	3	8	11	86	12	0	0	0	14
2006-07	Kelowna	WHL	72	2	27	29	139	--	--	--	--	--
2007-08	Kelowna (a)	WHL	57	7	21	28	100	7	2	2	4	6
2008-09	Toronto	NHL	70	2	12	14	71	--	--	--	--	--
2009-10	Toronto	NHL	79	5	12	17	50	--	--	--	--	--
2010-11	Toronto	NHL	82	5	17	22	34	--	--	--	--	--
2011-12	Toronto (b)	NHL	79	2	20	22	62	--	--	--	--	--
NHL TOTALS			310	14	61	75	217	0	0	0	0	0

(a) Drafted by Toronto in the first round (5th overall) of the 2008 NHL Entry Draft

(b) Traded to the Flyers by Toronto for James van Riemsdyk on June 23, 2012

MISCELLANEOUS STATS

YEAR	TEAM	LEAGUE	REGULAR SEASON								PLAYOFFS			
			PP	SH	GW	S	S%	+/-	TF	F%	MIN	PP	SH	GW
2008-09	Toronto	NHL	1	0	0	10	2	-12	--	--	21:32	--	--	--
2009-10	Toronto	NHL	0	0	1	101	5	2	--	--	16:52	--	--	--
2010-11	Toronto	NHL	0	0	0	128	3.9	-7	--	--	22:22	--	--	--
2011-12	Toronto	NHL	0	0	0	81	2.5	-6	--	--	16:02	--	--	--
NHL TOTALS			1	0	1	320	3.35	-23	0	0	20:14	0	0	0



45 JODY SHELLEY

LEFT WING | SHEH-lee, JOH-dee

BIRTHDATE: February 7, 1976 | **BIRTHPLACE:** Thompson, Manitoba

HEIGHT: 6'3" | **WEIGHT:** 230 | **SHOOTS:** Left | **SEASON:** 12th NHL, 3rd Flyers

ACQUIRED: Free Agent – signed July 1, 2010

2011-12

Recorded his 1500th penalty minute vs. BOS Jan. 22nd...Recorded 1 assist on Dec. 13 against WSH...played his 600th career NHL game Oct. 29 vs. CAR.

CAREER

2010-11: Appeared in two playoff games... Missed the team's final 12 regular season games due to a broken orbital bone... Missed four straight games from 1/25-2/13 with influenza... Missed two games (12/14-12/15) due to suspension for hit on Boston's McQuaid on 12/11... Recorded 1400th penalty minute at Toronto on 12/9... Recorded first assist as a Flyer vs. Calgary on 11/26... Scored first goal as a Flyer at Minnesota on 11/24. **2009-10:** Scored first goal as a Ranger and registered a season-high four shots on April 9th. Posted a plus or even rating in 51 of his 56 games, including 24 of last 26... Recorded his first point as a Ranger with an assist, and had three shots and three hits on Mar. 10 at New Jersey... Made his Rangers debut on Feb. 14 vs. Tampa Bay after being acquired from San Jose on Feb. 12... Played in 500th career NHL game against LAK on 1/4. **2008-09:** Led team with 16 fighting majors and in PIM... Sixth on team in hits (125)... Posted first point of the season (assist) vs. Detroit on Oct. 30... **2007-08:** Set Sharks single-game franchise high with 41 PIM on April 6 at Dallas... Scored first goal as a Shark on March 3 vs. Montreal... Had seven fighting majors with the Sharks and six with the Blue Jackets (13 total)... Earned first fighting major as a Shark, seventh of the season, against Nashville's Darcy Hordichuk on Feb. 9... Registered first point with the Sharks (assist) vs. his former team Columbus on Feb. 8... Made Sharks debut as part of the starting lineup on Feb. 2 vs. Chicago... Traded to the Sharks from Columbus on Jan. 29. **2006-07:** Second on Columbus in PIM... Netted his first goal of the season on Feb. 25 vs. Nashville... Had season-high 17 PIM twice (Feb. 22 vs. Edmonton and Oct. 28 at New Jersey)... **2005-06:** Led Columbus in penalty minutes (fourth in NHL) and ranked second (tied) in games played... Set career highs in assists and points and matched his career high in goals... Had a season-high 20 PIM Jan. 11 vs. Pittsburgh... Set his career high with two assists on Nov. 26 vs. St. Louis... Played in his 200th NHL game on Oct. 12 vs. San Jose... Scored his first career game-winning goal on Oct. 9 at Chicago... **2004-05:** Played with JYP Jyväskylä in Finland... **2003-04:** Fourth in the NHL in penalty minutes and second in majors (30)... Tied career high in goals (3)... Notched first multi-goal game of his NHL career with a pair on Nov. 9 vs. Calgary... **2002-03:** Led the NHL in penalty minutes... Set Columbus team record with 29 PIM on Feb. 21 at San Jose... Registered first multi-point game of his NHL career (goal and assist) Dec. 14 at Detroit... **2001-02:** Ranked 10th in the NHL, second among rookies, in penalty minutes... Led team in plus/minus (+1)... Began season in Syracuse... **2000-01:** Made NHL debut on Feb. 17 vs. Pittsburgh, collecting 10 PIM... Led AHL in PIM and established Syracuse team record... **1999-00:** Split season with Saint John (AHL) and Johnstown (ECHL)... **1998-99:** Registered career high in goals and points in 52 games with Johnstown along with 325 PIM... Scoreless in eight games with Saint John... **1997-98:** Made professional debut with Saint John... Played 19 games at Dalhousie University, notching 17 points along with 145 PIM.



CAREER STATS VS. NHL

TEAM	GP	G	A	PTS	PIM
ANAHEIM	29	0	2	2	76
BOSTON	12	0	0	0	51
BUFFALO	13	0	0	0	22
CALGARY	25	2	1	3	90
CAROLINA	12	0	2	2	10
CHICAGO	38	2	4	6	82
COLORADO	27	0	1	1	44
COLUMBUS	10	0	1	1	5
DALLAS	28	1	0	1	68
DETROIT	36	1	2	3	25
EDMONTON	25	0	1	1	59
FLORIDA	11	0	1	1	17
LOS ANGELES	35	2	2	4	79
MINNESOTA	30	1	2	3	104
MONTREAL	13	1	0	1	13
NASHVILLE	34	2	0	2	116
NEW JERSEY	18	0	2	2	78
NY ISLANDERS	15	0	3	3	30
NY RANGERS	17	1	1	2	70
OTTAWA	10	0	0	0	35
PHILADELPHIA	10	2	0	2	23
PHOENIX	29	1	1	2	44
PITTSBURGH	16	0	1	1	78
SAN JOSE	22	0	1	1	65
ST. LOUIS	39	0	3	3	84
TAMPA BAY	10	0	0	0	4
TORONTO	14	0	1	1	38
VANCOUVER	22	0	2	2	77
WASHINGTON	10	1	1	2	17
WINNIPEG	16	1	1	2	34
NHL TOTALS:	626	18	36	54	1538

45 JODY SHELLEY

STATISTICAL CAREER HIGHS

	FLYERS	CAREER
MOST GOALS (GAME)	1 (TWO TIMES)	2 (VS. CGY, 11/9/03)
MOST ASSIST (GAME)	1 (TWO TIMES)	2 (VS. STL, 11/26/05)
MOST POINTS (GAME)	1 (FOUR TIMES)	2 (THREE TIMES)
MOST GOALS (SEASON)	2 (2010-11)	3 (2001-02, 2003-04, 2005-06)
MOST ASSIST (SEASON)	2 (2010-11)	7 (2005-06)
MOST POINTS (SEASON)	4 (2010-11)	10 (2005-06)
LONGEST GOAL-SCORING STREAK	NONE	2 GAMES (4/9/10-4/11/10)
LONGEST ASSIST-SCORING STREAK	NONE	2 GAMES (3/24/10-4/25/10)
LONGEST POINT-SCORING STREAK	NONE	2 GAMES (THREE TIMES)

CAREER RECORD

YEAR	TEAM	LEAGUE	REGULAR SEASON					PLAYOFFS				
			GP	G	A	PTS	PIM	GP	G	A	PTS	PIM
1994-95	Halifax	QMJHL	72	10	12	22	194	7	0	1	1	12
1995-96	Halifax	QMJHL	50	13	19	32	319	6	0	2	2	36
1996-97	Halifax	QMJHL	58	25	19	44	448	17	6	6	12	123
1997-98	Dalhousie U (a)	AJAA	19	6	11	17	145	--	--	--	--	--
1997-98	Saint John	AHL	18	1	1	2	50	--	--	--	--	--
1998-99	Saint John	AHL	8	0	0	0	46	--	--	--	--	--
1998-99	Johnstown	ECHL	52	12	17	29	325	--	--	--	--	--
1999-00	Johnstown	ECHL	36	9	17	26	256	--	--	--	--	--
1999-00	Johnstown	AHL	22	1	4	5	93	3	0	0	0	2
2000-01	Columbus (c)	NHL	1	0	0	0	10	--	--	--	--	--
2000-01	Syracuse (b)	AHL	69	1	7	8	357	5	0	0	0	21
2001-02	Columbus	NHL	52	3	3	6	206	--	--	--	--	--
2001-02	Syracuse	AHL	22	3	5	8	165	--	--	--	--	--
2002-03	Columbus	NHL	68	1	4	5	249	--	--	--	--	--
2003-04	Columbus	NHL	76	3	3	6	228	--	--	--	--	--
2004-05	JYP Jyväskylä (d) Finland		11	0	1	1	20	3	0	0	0	25
2005-06	Columbus	NHL	80	3	7	10	163	--	--	--	--	--
2006-07	Columbus	NHL	72	1	1	2	125	--	--	--	--	--
2007-08	Columbus	NHL	31	0	0	0	44	--	--	--	--	--
2007-08	San Jose (e)	NHL	31	1	6	7	91	6	0	0	0	2
2008-09	San Jose	NHL	70	2	2	4	116	1	0	0	0	0
2009-10	San Jose	NHL	36	0	3	3	78	--	--	--	--	--
2009-10	NY Rangers (f)	NHL	21	2	4	6	37	--	--	--	--	--
2010-11	FLYERS	NHL	58	2	2	4	127	2	0	0	0	2
2011-12	FLYERS	NHL	30	0	1	1	64	0	0	0	0	0
NHL TOTALS			626	18	36	54	1538	9	0	0	0	4
FLYERS TOTALS			88	2	3	5	191	2	0	0	0	2

(a) Signed as a free agent by Calgary, September 1, 1998.

(b) Signed as a free agent by Syracuse (AHL), September 15, 2000.

(c) Signed as a free agent by Columbus, January 31, 2001.

(d) Signed as a free agent by Jyväskylä (Finland), January 17, 2005.

(e) Traded to San Jose by Columbus for San Jose's 6th round choice in 2009 Entry Draft, January 29, 2008.

(f) Signed as a free agent by the Flyers on July 1, 2010.

MISCELLANEOUS STATS

REGULAR SEASON											PLAYOFFS			
YEAR	TEAM	LEAGUE	PP	SH	GW	S	S%	+/-	TF	F%	MIN	PP	SH	GW
2000-01	Columbus	NHL	0	0	0	0	0	0	0	0	1:33	--	--	--
2001-02	Columbus	NHL	0	0	0	35	8.6	1	0	0	6:31	--	--	--
2002-03	Columbus	NHL	0	0	0	39	2.6	-5	1	0	6:07	--	--	--
2003-04	Columbus	NHL	1	0	0	62	4.8	-10	3	0	7:41	--	--	--
2005-06	Columbus	NHL	0	0	1	39	7.7	-4	7	14.3	5:58	--	--	--
2006-07	Columbus	NHL	0	0	0	32	3.1	-6	2	0	4:51	--	--	--
2007-08	Columbus	NHL	0	0	0	10	0	-2	--	--	--	--	--	--
2007-08	San Jose	NHL	0	0	0	31	3.2	-2	2	0	5:51	0	0	0
2008-09	San Jose	NHL	0	0	1	44	4.5	-6	7	42.8	6:11	0	0	0
2009-10	San Jose	NHL	0	0	0	20	0	1	--	--	--	--	--	--
	NY Rangers	NHL	0	0	0	29	6.9	4	6	33.3	6:45	--	--	--
2010-11	FLYERS	NHL	0	0	0	31	6.5	0	4	50	6:10	0	0	0
2011-12	FLYERS	NHL	0	0	0	19	0	-6	2	0	5:39	0	0	0
NHL TOTALS			1	0	2	391	4.60	-35	34	12.76	6:08	0	0	0



17 WAYNE SIMMONDS

RIGHT WING | SIHM-muhnds, WAYN

BIRTHDATE: August 26, 1988 | **BIRTHPLACE:** Scarborough, Ontario
HEIGHT: 6'2" | **WEIGHT:** 183 | **SHOOTS:** Right | **SEASON:** 5th NHL, 2nd Flyers
ACQUIRED: Trade from Los Angeles – June 23, 2011

2011-12

Playoffs: Appeared in all 11 playoff games, registering six points (1G,5A) along with 38 penalty minutes...**Regular Season:** Recipient of the Gene Hart Memorial Award... recorded career highs in goals (28) and points (49)... tied for second on the team in goals scored and fourth in overall scoring... One of three Flyers to appear in all 82 games... played in his 300th NHL game on Feb. 23rd @EDM... Recorded five goals in a span of five games (2/11/12-2/21/12)... set a career high with his 17th goal of the season on Feb. 11 vs. NYR... recorded a total of six goals and five assists for 11 points 10 games from Jan. 21 – Feb. 12... recorded his first career 3 point game (1G 2A) on Jan. 21 at NJD... scored the GWG vs. DAL on 12/21...scored goals in four consecutive games (12/8-12/15), including the GWG on 12/10 vs. TBL.... also recorded 2 assists for a total of 6 points in four games...recorded his 100th point in the NHL on Nov. 13th @ FLA... recorded first goal as a Flyer on October 8th at NJD

CAREER

2010-11: Third on the Kings in penalty minutes and fifth in takeaways (30)...Two points (1G, 1A) and six hits April 2 vs. DAL...Second career two-goal game Feb. 24 vs. MIN...Played in 89 straight games (12/26/09-1/15/11) before missing a game Jan. 17 at DAL with a lower body injury...Played in his 200th NHL game Jan. 6 vs. Nashville...Recorded 5 points (3G, 2A) in four straight games (12/13-19)...First career two-goal game Oct. 21 at PHX... **2009-10:** Appeared in 78 games for the Kings...registering 40 points (16G,24A) along with 116 PIM. **2008-09:** Played in 82 games for Los Angeles...posting 9 goals, 14 assts for 23 points along with 73 PIM.

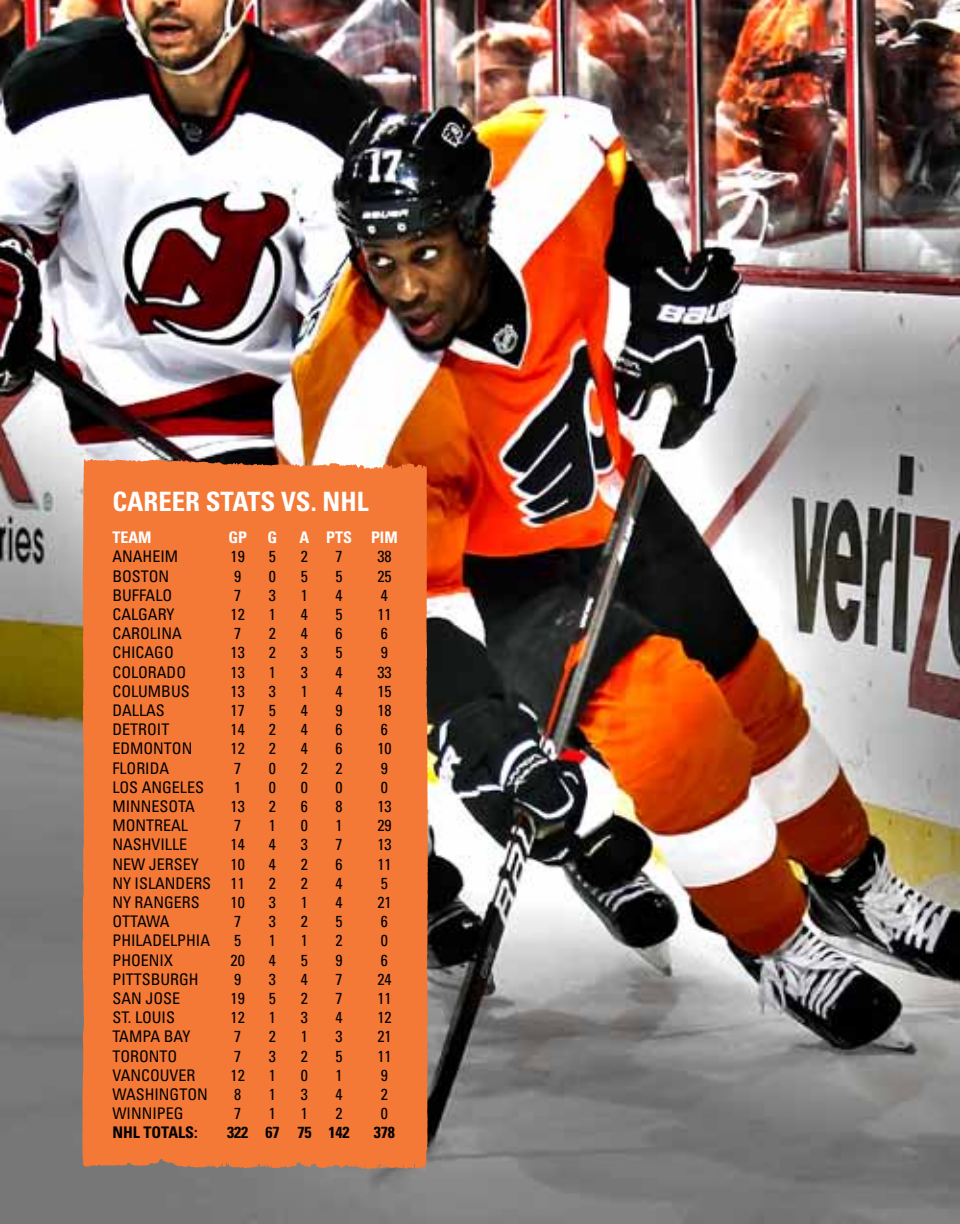
STATISTICAL CAREER HIGHS

	FLYERS	CAREER
MOST GOALS (GAME)	2 (THREE TIMES)	2 (FIVE TIMES)
MOST ASSISTS (GAME)	2 (vs. NJD, 1/21/12)	2 (SIX TIMES)
MOST POINTS (GAME)	3 (TWO TIMES)	3 (TWO TIMES)
MOST GOALS (SEASON)	28 (2011-12)	28 (2011-12)
MOST ASSISTS (SEASON)	21 (2011-12)	24 (2009-10)
MOST POINTS (SEASON)	49 (2011-12)	49 (2011-12)
LONGEST GOAL-SCORING STREAK	5 GAMES (3/26/12-4/3/12)	5 GAMES (3/26/12-4/3/12)
LONGEST ASSIST-SCORING STREAK	2 GAMES (FIVE TIMES)	3 GAMES (12/28/09- 12/31/09)
LONGEST POINT-SCORING STREAK	5 GAMES (3/26/12-4/3/12)	6 GAMES (11/25/09-12/5/09)

CAREER RECORD

YEAR	TEAM	LEAGUE	REGULAR SEASON					PLAYOFFS				
			GP	G	A	PTS	PIM	GP	G	A	PTS	PIM
2006-07	Owen Sound (a)	OHL	66	23	26	49	112	-10	4	1		
2007-08	Owen Sound	OHL	29	17	22	39	43	-8	--	--	--	--
2007-08	Sault Ste. Marie	OHL	31	16	20	36	68	10	14	5		
2008-09	Los Angeles	NHL	82	9	14	23	73	-8	--	--	--	--
2009-10	Los Angeles	NHL	78	16	24	40	116	22	6	2		
2010-11	Los Angeles (b)	NHL	80	14	16	30	75	-2	6	1		
2011-12	FLYERS	NHL	82	28	21	49	114	-1	11	1		
NHL TOTALS			322	67	75	142	378	11	23	4		
FLYERS TOTALS			82	28	21	49	114	-1	11	1		

- (a) Drafted by Los Angeles in the second round (61st overall) of the 2007 NHL Entry Draft.
 (b) Traded to the Flyers by Los Angeles with Brayden Schenn and Los Angeles' 2nd round choice in 2012 Entry Draft for Mike Richards and Rob Bordson, June 23, 2011



CAREER STATS VS. NHL

TEAM	GP	G	A	PTS	PIM
ANAHEIM	19	5	2	7	38
BOSTON	9	0	5	5	25
BUFFALO	7	3	1	4	4
CALGARY	12	1	4	5	11
CAROLINA	7	2	4	6	6
CHICAGO	13	2	3	5	9
COLORADO	13	1	3	4	33
COLUMBUS	13	3	1	4	15
DALLAS	17	5	4	9	18
DETROIT	14	2	4	6	6
EDMONTON	12	2	4	6	10
FLORIDA	7	0	2	2	9
LOS ANGELES	1	0	0	0	0
MINNESOTA	13	2	6	8	13
MONTREAL	7	1	0	1	29
NASHVILLE	14	4	3	7	13
NEW JERSEY	10	4	2	6	11
NY ISLANDERS	11	2	2	4	5
NY RANGERS	10	3	1	4	21
OTTAWA	7	3	2	5	6
PHILADELPHIA	5	1	1	2	0
PHOENIX	20	4	5	9	6
PITTSBURGH	9	3	4	7	24
SAN JOSE	19	5	2	7	11
ST. LOUIS	12	1	3	4	12
TAMPA BAY	7	2	1	3	21
TORONTO	7	3	2	5	11
VANCOUVER	12	1	0	1	9
WASHINGTON	8	1	3	4	2
WINNIPEG	7	1	1	2	0
NHL TOTALS:	322	67	75	142	378

MISCELLANEOUS STATS

REGULAR SEASON													PLAYOFFS		
YEAR	TEAM	LEAGUE	PP	SH	GW	S	S%	+/-	TF	F%	MIN		PP	SH	GW
2008-09	Los Angeles	NHL	2	0	2	127	7.1	-8	25	36	13:50		--	--	--
2009-10	Los Angeles	NHL	0	0	2	127	12.6	22	10	30	14:28		0	0	0
2010-11	Los Angeles	NHL	1	0	3	117	12	-2	19	36.8	13:27		0	0	0
2011-12	FLYERS	NHL	11	0	4	197	14.2	-1	17	41.2	15:54		1	0	0
NHL TOTALS			14	0	11	568	11.8	11	71	36	14:25		1	0	0



25 MAXIME TALBOT

CENTER | TAL-buht, MAX-eem

BIRTHDATE: February 11, 1984 | **BIRTHPLACE:** Lemoyne, Quebec
HEIGHT: 5'11" | **WEIGHT:** 190 | **SHOOTS:** Right | **SEASON:** 8th NHL, 2nd Flyers
ACQUIRED: Free Agent – Signed July 1, 2011

2011-12

Playoffs: Registered six points (4G,2A) along with 10 penalty minutes in 11 games played... Recorded two goals April 15 vs. PIT... **Regular Season:** Established career highs in goals (19), assists (15) and points (34)... Played his 500th NHL game on March 20 vs. FLA... scored the GWG on March 6 vs DET...set a new career high with his 14th goal of the season on Feb. 12 at Detroit... scored on a third period penalty shot on Nov. 3 vs. NJD, which was part of a stretch where he scored four goals in five games... recorded his first goal and assist as a Flyer on Oct. 18 at OTT.

CAREER

2010-11: Tied for the team lead with four points in the playoffs (1G-3A)... Tied his postseason career high with two assists Game 5 vs. Tampa Bay... Scored his 14th career playoff goal Game 3 at Tampa Bay... Earned the Edward J. DeBartolo "Community Service" Award... His shorthanded goal at Toronto Feb. 26 was the 12th of his career, tying him with George Ferguson for fourth place on Pittsburgh's all-time list... His goal vs. NYI Feb. 2 was the 100th point of his career... **2009-10:** Appeared in 45 games for the Penguins...posting 7 points (2G,5A) along with 30 PIM. **2008-09:** Played in 75 games for the Penguins...registering 22 points (12G,10A) and 63 PIM... Scored both goals in the Penguins' 2-1 victory over Detroit in Game 7 of the Stanley Cup Final. **2007-08:** Posted 26 points (12G,14A) along with 53 PIM in 63 games for Pittsburgh. **2006-07:** Appeared in 75 games for the Penguins...recording 24 points (13G,11A) and 53 PIM. **2005-06:** Played 48 games for Pittsburgh...posting 8 points (5G,3A) and 59 PIM.

STATISTICAL CAREER HIGHS

	FLYERS	CAREER
MOST GOALS (GAME)	2 (TWO TIMES)	2 (FOUR TIMES)
MOST ASSISTS (GAME)	1 (FIFTEEN TIMES)	2 (TWO TIMES)
MOST POINTS (GAME)	2 (FIVE TIMES)	2 (SIXTEEN TIMES)
MOST GOALS (SEASON)	19 (2011-12)	19 (2011-12)
MOST ASSISTS (SEASON)	15(2011-12)	15(2011-12)
MOST POINTS (SEASON)	34 (2011-12)	34 (2011-12)
LONGEST GOAL-SCORING STREAK	2 GAMES (FOUR TIMES)	3 GAMES (TWO TIMES)
LONGEST ASSIST-SCORING STREAK	3 GAMES (3/29/12-4/1/12)	4 GAMES (1/29/08-2/4/08)
LONGEST POINT-SCORING STREAK	3 GAMES (3/29/12-4/1/12)	4 GAMES (1/29/08-2/4/08)

CAREER STATS VS. NHL

TEAM	GP	G	A	PTS	PIM	TEAM	GP	G	A	PTS	PIM
ANAHEIM	4	0	0	0	0	NASHVILLE	6	1	0	1	22
BOSTON	22	2	2	4	28	NEW JERSEY	40	4	8	12	41
BUFFALO	22	4	2	6	10	NY ISLANDERS	37	2	7	9	28
CALGARY	6	0	0	0	4	NY RANGERS	40	6	6	12	28
CAROLINA	22	4	3	7	14	OTTAWA	21	4	5	9	15
CHICAGO	6	2	1	3	0	PHILADELPHIA	32	3	5	8	25
COLORADO	6	1	1	2	0	PHOENIX	7	2	2	4	6
COLUMBUS	6	2	2	4	4	PITTSBURGH	5	2	2	4	0
DALLAS	5	0	1	1	2	SAN JOSE	5	0	0	0	0
DETROIT	8	3	1	4	0	ST. LOUIS	5	1	0	1	4
EDMONTON	6	3	1	4	0	TAMPA BAY	24	3	4	7	28
FLORIDA	23	0	5	5	20	TORONTO	22	7	2	9	19
LOS ANGELES	5	0	0	0	0	VANCOUVER	6	1	1	2	10
MINNESOTA	6	0	1	1	4	WASHINGTON	23	6	3	9	8
MONTREAL	24	5	4	9	24	WINNIPEG	25	3	2	5	39
						NHL TOTALS:	469	71	71	142	383

CAREER RECORD

REGULAR SEASON								PLAYOFFS				
YEAR	TEAM	LEAGUE	GP	G	A	PTS	PIM	GP	G	A	PTS	PIM
2000-01	Hull	QMJHL	24	6	7	13	60	5	1	0	1	2
2000-01	Rouyn-Noranda	QMJHL	40	9	15	24	78	--	--	--	--	--
2001-02	Hull (a)	QMJHL	65	24	36	60	174	12	4	6	10	51
2002-03	Hull	QMJHL	69	46	58	104	130	20	14	30	44	33
2003-04	Gatineau	QMJHL	51	25	73	98	41	15	11	16	27	0
2004-05	Wilkes-Barre/Scranton AHL		75	7	12	19	62	11	0	1	1	22
2005-06	Wilkes-Barre/Scranton AHL		42	12	20	32	80	11	3	6	9	16
2005-06	Pittsburgh	NHL	48	5	3	8	59	--	--	--	--	--
2006-07	Pittsburgh	NHL	75	13	11	24	53	5	0	1	1	7
2006-07	Wilkes-Barre/Scranton AHL		5	4	0	4	2	--	--	--	--	--
2007-08	Pittsburgh	NHL	63	12	14	26	53	17	3	6	9	36
2008-09	Pittsburgh	NHL	75	12	10	22	63	24	8	5	13	19
2009-10	Pittsburgh	NHL	45	2	5	7	30	13	2	4	6	11
2010-11	Pittsburgh (b)	NHL	82	8	13	21	66	7	1	3	4	14
2011-12	FLYERS	NHL	81	19	15	34	59	11	4	2	6	10
NHL TOTALS			469	71	71	142	383	77	18	21	39	97
FLYERS TOTALS			81	19	15	34	59	11	4	2	6	10

(a) Selected by Pittsburgh in the 8th round (234th overall) of the 2002 NHL Entry Draft

(b) Signed as a free agent by the Flyers, July 1, 2011

MISCELLANEOUS STATS

REGULAR SEASON												PLAYOFFS		
YEAR	TEAM	LEAGUE	PP	SH	GW	S	S%	+/-	TF	F%	MIN	PP	SH	GW
2005-06	Pittsburgh	NHL	0	2	1	45	11.1	473	42.9	10:57	--	--	--	
2006-07	Pittsburgh	NHL	0	4	4	88	14.8	903	44.4	13:53	0	0	0	
2007-08	Pittsburgh	NHL	0	2	1	80	15	513	45	15:27	0	0	1	
2008-09	Pittsburgh	NHL	0	2	1	102	11.8	542	51.1	14:08	0	0	2	
2009-10	Pittsburgh	NHL	0	0	0	49	4.1	165	41.2	12:13	0	1	1	
2010-11	Pittsburgh	NHL	0	2	2	117	6.8	874	48.6	15:04	0	0	0	
2011-12	FLYERS	NHL	1	2	2	115	16.5	640	44.4	15:59	1	2	0	
NHL TOTALS			1	14	11	596	11.9	4110	45.4	14:15	1	3	4	



44 KIMMO TIMONEN

DEFENSE | TEEM-oh-nehn, KEE-moh

BIRTHDATE: March 18, 1975 | **BIRTHPLACE:** Kuopio, Finland

HEIGHT: 5'10" | **WEIGHT:** 194 | **SHOOTS:** Left | **SEASON:** 14th NHL, 6th Flyers

ACQUIRED: Trade from Nashville – 6/18/07

2011-12

Playoffs: Appeared in 11 playoff games, registering four points (1G, 3A) along with 23 penalty minutes. ... **Regular Season:** Winner of his third Barry Ashbee Trophy as the Flyers' best defenseman... missed five games from March 4-11, ending his consecutive-games streak at 248... Recorded his 500th point in the NHL on March 1 vs. NYI... recorded his 200th point as a Flyer on Mar. 15th at NY Islanders... was plus-3 on Oct. 29th vs. CAR... recorded a four-assist night Oct. 27 vs. WPG.


CAREER

2010-11: Had two assists in Game Two on 4/16... Led the Flyers and the NHL with a +9 rating during the ECQF... Finished the series with four points (1G, 3A). **Regular Season:** Tied a season high two assists, both on the power play, at Ottawa on 4/5. ... Recorded his 100th career NHL goal vs. Buffalo on 3/5... Had a five-game point streak (1G, 5A) from 1/6-1/14... Had points in eight of nine games (1G, 10A) from 10/29-11/15... Had a three-point game (1G, 2A) vs. NY Islanders on 10/30. **2009-10:** Finished second on the team in assists (33)... Played in 800th NHL game on 3/18 at Dallas... Won a bronze medal with Team Finland for the second time (1998) in his fourth Olympics, where he recorded four points (2G, 2A) and a +2 rating in six games... Reached his 100th assist as a Flyer vs. Pittsburgh on 1/24... Reached his 200th game as a Flyer on 1/7 at Pittsburgh... Recorded his 400th NHL point (assist) vs. Buffalo on 11/14... Recorded his 300th NHL assist vs. Washington on 10/6... Had a four-game point streak, recording four assists (10/27-11/6)... Had a goal and assist in Game 5 of Stanley Cup Final vs. Chicago... Had an assist in Game 4... Had three assists in Eastern Conference Finals vs. Montréal... Had assist on game winning goal in Game 4... Had two assists in Eastern Conference Semi Finals vs. Boston... Had three assists in Eastern Conference Quarter Finals vs. New Jersey **2008-09:** Recipient of the Barry Ashbee Trophy (second consecutive year) as the team's most outstanding defenseman, as voted by a panel of sportscasters and sportswriters... Set new career highs in a single game for assists (4) and TOI (31:40)... Appeared in his 700th NHL game at STL on Jan. 31... Led the team in blocked shots (164) and finished second on the team in average TOI (24:31) and tied for second on the team in assists (40)... Led the defense in assists and points (43)... Had 10 points (all assists) and led the team in March in assists in 14 games... Recorded 13 points (1G, 12A) in 13 games, leading the team in assists and plus/minus (+8) in December... Recorded four assists (new career high) vs. PIT on Dec. 13... Registered 40+ points in each of the last six seasons and has averaged over 20 minutes played per game for the last eight seasons. **2007-08:** Recipient of the Barry Ashbee Trophy as the team's most outstanding defenseman... Was first on team PPA (26 – T-9th in NHL)... Led Flyers defensemen in points with 44 (8G, 36A – 13th in the NHL)... Was third on team in blocked shots (129)... Named to the Eastern Conference All-Star Team for third time (2004, 2007, 2008)... Registering a goal and two assists at FLA on Jan. 16 – is the first Flyers defenseman to record consecutive three-point games since Garry Galley accomplished the feat during the 1991-92 season... Game at COL on Dec. 7 was his 600th game in the NHL... Recorded a goal vs. PIT on Nov. 10 (his first goal as a Flyer) and three assists (at the time, tied his career high for assists and points in a game)... Posted an assist at EDM on Oct. 6, his first point as a Flyer. **2006-07:** Posted 55 points (13G, 42A) and 42 PIM in 80 games for NSH, first among NSH defensemen and T-11th among NHL defensemen... Had 42 assists and 55 points were new single season career highs... Led the Predators in PPP (26 – 8PPG, 18PPA) and average TOI (21:50)... Was second on the team in plus/minus (+20) and blocked shots (115)... **2005-06:** Led NSH defensemen with 50 points (12th among NHL defensemen)... Finished second on the team in assists (37) and PPP (36). Became second Nashville defenseman in history to record 50 points (Zidlicky)... Posted a six-game scoring streak with eight points (2G, 6A – Jan. 13-24)... Recorded 200th career NHL point at PHX on Oct. 13... **2004-05:** Recorded 17 points (4G, 13A) and six penalty minutes in 12 games for KalPA Kuopio (Finland), helping win the Mestis League Championship with 10 points (3G, 7A) and 4 PIM in 8 playoff games... **2003-04:** Led NSH in shots (180), TOI (23:52 – 4th consecutive year)... Ranked second on the team in PPP (30), and ranked fifth among NHL defensemen in PPP and goals (8)... Finished third on Nashville in assists (32)... Played in his 400th career NHL game at PIT on Mar. 4... **2002-03:** Led Nashville in assists (34) and PPP (28)... Finished second on Nashville in points (40 – 18th among NHL defensemen)... Posted his 100th NHL assist vs. PIT on Feb. 27... Had a career-high seven-game point streak with 8 points (1G, 7A – Feb. 23-Mar. 7)... **2001-02:** Led Nashville and set a franchise record in average TOI (24:12)... Played over 20 minutes in 79 of 82 games... Ranked second on the team in assists (29) and third in points (42)... Finished third among NHL defensemen in PPG (9) and seventh in goals (13)... **2000-01:** Led team defensemen in goals (12), assists (13), points (25) and PPP (14)... **1999-00:** Named to the 2000 NHL All-Star Game. Led Nashville defensemen in assists (25 – 3rd on the team) and points (33)... Finished second on the club in PPP (16)... Scored the Predators' first-ever penalty shot attempt vs. MTL on Nov. 18... **1998-99:** Appeared in 50 games with Nashville... Made his NHL debut at

ANH on Dec. 17 and recorded his first NHL point (assist) vs. DET on Dec. 23... Recorded 15 points (2G,13A) and 22 PIM in 29 games with Nashville's IHL affiliate, the Milwaukee Admirals...Named to the IHL All-Star Game...Led all Predators' rookies in scoring with 12 points (4G,8A)... **Amateur Career:** Played three seasons with TPS Turku (Finland) from 1994-95 through 1996-97...Posted 16 goals and 39 assists for 55 points and 50 PIM in 143 regular season games...Recorded 13 points (3G,10A) and 26 PIM in 34 postseason games... **International Career:** Won a bronze medal with Finland in the 2010 Winter Olympics and a silver medal in 2006...Played for Team Finland at the 2005 World Championships...Helped team Finland finish second at the 2004 World Cup of Hockey, leading all defensemen (3rd overall in World Cup) with six points (1G,5A)...Represented Team Finland at the 2003 World Championships...Played for Team Finland in the 2002 Winter Olympics and 2002 World Championships...Won a silver medal with Finland at the 2001 IIHF World Championships...Played for Team Finland in the 1999 World Championships...Won a bronze medal with Finland in the 1998 Winter Olympics...Played in three World Junior Championships with Finland (1993, 1994 and 1995).

STATISTICAL CAREER HIGHS

	FLYERS	CAREER
MOST GOALS (GAME)	2 (@ BOS, 12/14/09)	2 (SIX TIMES)
MOST ASSIST (GAME)	4 (TWO TIMES)	4 (FOUR TIMES)
MOST POINTS (GAME)	4 (THREE TIMES)	4 (FOUR TIMES)
MOST GOALS (SEASON)	8 (2007-08)	13 (TWO TIMES)
MOST ASSIST (SEASON)	40 (2008-09)	42 (2006-07)
MOST POINTS (SEASON)	44 (2007-08)	55 (2006-07)
LONGEST GOAL-SCORING STREAK	2 GAMES (ONE TIME)	2 GAMES (SIX TIMES)
LONGEST ASSIST-SCORING STREAK	6 GAMES (2/28/08 – 3/8/08)	7 GAMES (2/23/03 – 3/7/03)
LONGEST POINT-SCORING STREAK	6 GAMES (2/28/08 – 3/8/08)	8 GAMES (2/19/07 – 3/8/07)



CAREER STATS VS. NHL

TEAM	GP	G	A	PTS	PIM
ANAHEIM	35	4	9	13	24
BOSTON	30	3	5	8	18
BUFFALO	27	2	20	22	22
CALGARY	30	1	12	13	4
CAROLINA	27	4	12	16	22
CHICAGO	48	8	23	31	24
COLORADO	34	2	15	17	18
COLUMBUS	40	7	19	26	34
DALLAS	38	7	10	17	28
DETROIT	50	7	21	28	26
EDMONTON	31	6	16	22	28
FLORIDA	28	2	12	14	12
LOS ANGELES	35	3	10	13	16
MINNESOTA	28	6	8	14	10
MONTREAL	26	3	3	6	18
NASHVILLE	5	0	4	4	0
NEW JERSEY	40	5	15	20	24
NY ISLANDERS	40	4	17	21	18
NY RANGERS	42	2	15	17	22
OTTAWA	28	1	15	16	10
PHILADELPHIA	7	0	2	2	6
PHOENIX	33	4	13	17	26
PITTSBURGH	44	5	25	30	44
SAN JOSE	37	5	18	23	26
ST. LOUIS	47	6	17	23	26
TAMPA BAY	31	2	15	17	10
TORONTO	25	0	12	12	14
VANCOUVER	29	2	12	14	18
WASHINGTON	27	2	17	19	20
WINNIPEG	28	3	9	12	16
NHL TOTALS:	970	106	401	507	584

44 KIMMO TIMONEN

CAREER RECORD

YEAR	TEAM	LEAGUE	REGULAR SEASON					PLAYOFFS				
			GP	G	A	PTS	PIM	GP	G	A	PTS	PIM
1991-92	KalPa Kuopio	Finland	5	0	0	0	0	--	--	--	--	--
1992-93	KalPa Kuopio (a)	Finland	33	0	2	2	4	--	--	--	--	--
1993-94	KalPa Kuopio	Finland	46	6	7	13	55	--	--	--	--	--
1994-95	TPS Turku	Finland	45	3	4	7	10	13	0	1	1	6
1995-96	TPS Turku	Finland	48	3	21	24	22	9	1	2	3	12
1996-97	TPS Turku	Finland	50	10	14	24	18	12	2	7	9	6
	TPS Turku	EuroHL	6	1	0	1	27	4	0	1	1	0
1997-98	HIFK Helsinki (b)	Finland	45	10	15	25	24	9	3	4	7	8
1998-99	Milwaukee	IHL	29	2	13	15	22	--	--	--	--	--
	Nashville	NHL	50	4	8	12	30	--	--	--	--	--
1999-00	Nashville	NHL	51	8	25	33	26	--	--	--	--	--
2000-01	Nashville	NHL	82	12	13	25	50	--	--	--	--	--
2001-02	Nashville	NHL	82	13	29	42	28	--	--	--	--	--
2002-03	Nashville	NHL	72	6	34	40	46	--	--	--	--	--
2003-04	Nashville	NHL	77	12	32	44	52	6	0	0	0	10
2004-05	HC Lugano	Swiss	3	0	1	1	0	--	--	--	--	--
	Brynäs IF Gävle	Sweden	10	5	3	8	8	--	--	--	--	--
	KalPa Kuopio	Finland-2	12	4	13	17	6	8	3	7	10	4
2005-06	Nashville	NHL	79	11	39	50	74	5	1	3	4	4
2006-07	Nashville (c)	NHL	80	13	42	55	42	5	0	2	2	4
2007-08	FLYERS	NHL	80	8	36	44	50	13	0	6	6	8
2008-09	FLYERS	NHL	77	3	40	43	54	6	0	1	1	12
2009-10	FLYERS	NHL	82	6	33	39	50	23	1	10	11	20
2010-11	FLYERS	NHL	82	6	31	37	36	11	1	5	6	14
2011-12	FLYERS	NHL	76	4	39	43	46	11	1	3	4	23
NHL TOTALS			970	106	401	507	584	80	4	30	34	95
FLYERS TOTALS			397	27	179	206	236	64	3	25	28	77


(a) Drafted by Los Angeles in the 10th round (250th overall) of the 1993 NHL Entry Draft.

(b) Traded by Los Angeles, along with Jan Vopat, to Nashville in exchange for future considerations on June 26, 1998.

(c) Traded by Nashville, along with Scott Hartnell, to the Flyers in exchange for Nashville's first round selection in the 2007 NHL Entry Draft (Jonathon Blum) on June 18, 2007.

MISCELLANEOUS STATS

REGULAR SEASON												PLAYOFFS		
YEAR	TEAM	LEAGUE	PP	SH	GW	S	S%	+/-	TF	F%	MIN	PP	SH	GW
1998-99	Nashville	NHL	1	0	0	75	5.3	-4	--	--	19:04	--	--	--
1999-00	Nashville	NHL	2	1	2	97	8.2	-5	--	--	21:05	--	--	--
2000-01	Nashville	NHL	6	0	3	151	7.9	-6	2	50	23:11	--	--	--
2001-02	Nashville	NHL	9	0	1	154	8.4	2	--	--	24:11	--	--	--
2002-03	Nashville	NHL	4	0	0	144	4.2	-3	--	--	22:24	--	--	--
2003-04	Nashville	NHL	8	0	1	180	6.7	-7	1	0	23:52	0	0	0
2005-06	Nashville	NHL	8	0	1	156	7.1	-3	5	80	22:26	0	1	0
2006-07	Nashville	NHL	8	0	2	121	10.7	20	1	0	21:50	0	0	0
2007-08	FLYERS	NHL	3	1	1	125	6.4	0	--	--	23:34	0	0	0
2008-09	FLYERS	NHL	2	0	0	104	2.9	19	2	0	24:31	0	0	0
2009-10	FLYERS	NHL	1	2	1	121	5	-2	--	--	22:52	0	0	0
2010-11	FLYERS	NHL	1	2	0	147	4.1	11	--	--	22:28	0	0	0
2011-12	FLYERS	NHL	4	0	0	130	3.1	8	--	--	21:14	1	0	0
NHL TOTALS			57	6	12	1705	6.2	30	11	26	22:40	1	1	0



93 JAKUB VORACEK

RIGHT WING | VOHR-rah-chehk, YA-kuhb

BIRTHDATE: August 15, 1989 | **BIRTHPLACE:** Kladno, Czech Republic

HEIGHT: 6'2" | **WEIGHT:** 214 | **SHOOTS:** Left | **SEASON:** 4th NHL, 2nd Flyers

ACQUIRED: Trade from Columbus – June 23, 2011

2011-12

Playoffs: Appeared in 11 playoff games, registering 10 points (2G, 8A) along with eight penalty minutes ... Recorded GWG April 11 vs. PIT... **Regular Season:** Played in his 300th NHL game on Feb. 23 at EDM... recorded 2 assists vs. OTT on Jan. 7, including one to set up Danny Briere's GWG in overtime... was plus-3 Nov.25 vs. MTL... posted a three-point night (1G 2A) Nov. 5 vs. CBJ... scored GWG Oct. 6 @BOS in first game as a Flyer.

CAREER

2010-11: After being a healthy scratch Dec. 27-30, he had 8-17-25 in the 44 games past compared to 1-5-6 the 15 games prior to the scratches. Columbus was 9-1-3 when he scored a goal, 22-6-7 when he notched a point; is 19-5-3 all-time when he notched a multi-point game. **2009-10:** Appeared in 81 games for the Blue Jackets... posted 50 points (16G,34A) along with 26 PIM. **2008-09:** Played 80 games for the Blue Jackets...registered 38 points (9G,29A) and 44 PIM.

STATISTICAL CAREER HIGHS

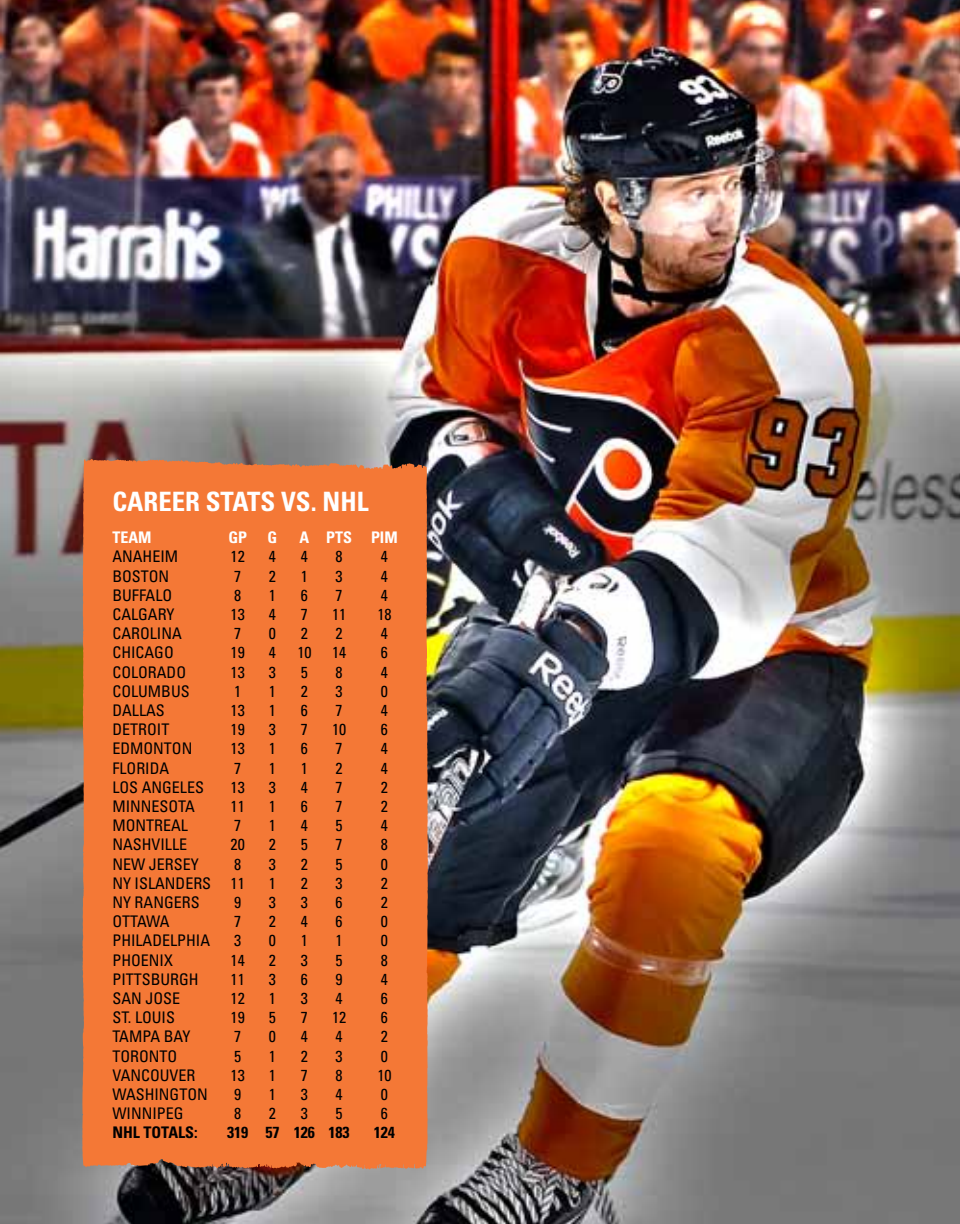
	FLYERS	CAREER
MOST GOALS (GAME)	2 (vs. PIT, 4/1/12)	2 (FOUR TIMES)
MOST ASSISTS (GAME)	2 (FOUR TIMES)	3 (TWO TIMES)
MOST POINTS (GAME)	3 (TWO TIMES)	3 (SEVEN TIMES)
MOST GOALS (SEASON)	18 (2011-12)	18 (2011-12)
MOST ASSISTS (SEASON)	31 (2011-12)	34 (2009-10)
MOST POINTS (SEASON)	49 (2011-12)	50 (2009-10)
LONGEST GOAL-SCORING STREAK	2 GAMES (4/1/12-4/3/12)	3 GAMES (THREE TIMES)
LONGEST ASSIST-SCORING STREAK	5 GAMES (11/5/11-11/17/11)	5 GAMES (11/5/11-11/17/11)
LONGEST POINT-SCORING STREAK	5 GAMES (11/5/11-11/17/11)	6 GAMES (2/6/10-3/6/10)

CAREER RECORD

YEAR	TEAM	LEAGUE	REGULAR SEASON					PLAYOFFS				
			GP	G	A	PTS	PIM	GP	G	A	PTS	PIM
2002-03	Kladno	Czech	2	1	1	2	2	2	1	1	2	0
2003-04	Kladno	Czech	52	30	24	54	26	2	0	0	0	2
2004-05	Kladno	Czech	46	28	46	74	50	8	6	4	10	16
2005-06	Kladno	Czech	1	0	0	0	0					
2006-07	Halifax	QMJHL	59	23	63	86	26	12	7	17	24	6
2007-08	Halifax	QMJHL	53	33	68	101	42	15	5	13	18	14
2008-09	Columbus	NHL	80	9	29	38	44	4	0	1	1	8
2009-10	Columbus	NHL	81	16	34	50	26	--	--	--	--	--
2010-11	Columbus (b)	NHL	80	14	32	46	26	--	--	--	--	-
2011-12	FLYERS	NHL	78	18	31	49	32	11	2	8	10	8
NHL TOTALS			319	57	126	183	128	15	2	9	11	16
FLYERS TOTALS			78	18	31	49	32	11	2	8	10	8

(a) Drafted by Columbus in the first round (7th overall) of the 2007 NHL Entry Draft.

(b) Traded to the Flyers by Columbus with Columbus' 1st (Sean Couturier) and 3rd (Nick Cousins) round choices in 2011 Entry Draft for Jeff Carter, June 23, 2011



CAREER STATS VS. NHL

TEAM	GP	G	A	PTS	PIM
ANAHEIM	12	4	4	8	4
BOSTON	7	2	1	3	4
BUFFALO	8	1	6	7	4
CALGARY	13	4	7	11	18
CAROLINA	7	0	2	2	4
CHICAGO	19	4	10	14	6
COLORADO	13	3	5	8	4
COLUMBUS	1	1	2	3	0
DALLAS	13	1	6	7	4
DETROIT	19	3	7	10	6
EDMONTON	13	1	6	7	4
FLORIDA	7	1	1	2	4
LOS ANGELES	13	3	4	7	2
MINNESOTA	11	1	6	7	2
MONTREAL	7	1	4	5	4
NASHVILLE	20	2	5	7	8
NEW JERSEY	8	3	2	5	0
NY ISLANDERS	11	1	2	3	2
NY RANGERS	9	3	3	6	2
OTTAWA	7	2	4	6	0
PHILADELPHIA	3	0	1	1	0
PHOENIX	14	2	3	5	8
PITTSBURGH	11	3	6	9	4
SAN JOSE	12	1	3	4	6
ST. LOUIS	19	5	7	12	6
TAMPA BAY	7	0	4	4	2
TORONTO	5	1	2	3	0
VANCOUVER	13	1	7	8	10
WASHINGTON	9	1	3	4	0
WINNIPEG	8	2	3	5	6
NHL TOTALS:	319	57	126	183	124

MISCELLANEOUS STATS

YEAR	TEAM	LEAGUE	REGULAR SEASON									PLAYOFFS		
			PP	SH	GW	S	S%	+/-	TF	F%	MIN	PP	SH	GW
2008-09	Columbus	NHL	0	0	1	101	8.9	11	3	0	12:39	0	0	0
2009-10	Columbus	NHL	4	0	1	154	10.4	-7	6	33.3	15:37	--	--	--
2010-11	Columbus	NHL	2	0	2	183	7.7	-3	65	36.9	16:58	--	--	--
2011-12	FLYERS	NHL	0	0	2	190	9.5	11	23	30.4	16:17	1	0	0
NHL TOTALS			6	0	6	628	9.1	12	97	36.1	15:22	1	0	0



18 MATT WALKER

DEFENSE | WALL-kuhr, MAT

BIRTHDATE: April 7, 1980 | **BIRTHPLACE:** Beaverlodge, Alberta

HEIGHT: 6'4" | **WEIGHT:** 215 | **SHOOTS:** Right | **SEASON:** 10th NHL, 3rd Flyers

ACQUIRED: Trade from Tampa Bay – July 19, 2010

2011-12

Recorded 16 PIM in four games for the Flyers... appeared in 33 games for Adirondack, posting five points (1G,4A), along with 41 penalty minutes.

CAREER

2010-11: Loaned to Adirondack (AHL) on 1/28... Played four consecutive games from 1/13-1/18... Played in first game as a Flyer at Boston on 1/13... Underwent left hip surgery on 12/16... Loaned to Adirondack on 12/10 for conditioning assignment... Underwent right hip surgery on 10/20, expected to miss 10-12 weeks. **2009-10:** Ranked 3rd on the team and 6th among all NHL defensemen in PIM with 90... Was 1st on the Lightning with 116 blocked shots and was 7th with 81 hits... Appeared in his 250th career game on 10/31 vs. NJD. **2008-09:** Recorded career highs with 13 assists and 14 points in 65 games after entering the season with 10 assist and 11 points in 175 career NHL games... Ranked 4th on the team with 79 PIM and finished with a +7 rating... Tallied 10 (1g-9a) of his 14 points on the road... Notched a career high 3 points with 3 assists 2/5 at CGY... Recorded 2 career-best 3-game point streaks (2/3-2/7 and 3/1-3/7)... Netted his only goal of the season 2/21 at DAL... Recorded a season-high 8 PIM 1/6 at PHX... **2007-08:** Recorded 1 goal, 1 assist and 61 PIM in 43 games with St. Louis... Registered his 1st career NHL goal 2/17... Collected both of his points in a five-game span from 1/23-2/17... Was 3rd on STL in plus/minus among defensemen with 40 or more games played with a -3 rating... **2006-07:** Dished out a career-high 5 assists and posted 72 PIM in 48 games with STL... Tallied 1 assist in 2 games with Peoria (AHL)... **2005-06:** Skated in his 1st full NHL season, posting 2 assists and a career-best 79 PIM in 54 outings with the Blues... **2004-05:** Recorded 2 goals, 4 assists and 44 PIM in 20 games with Worcester (AHL)... **2003-04 Season:** Collected 1 assist and 25 PIM in 14 games with STL... Held off the score sheet in 4 games during his Stanley Cup Playoffs debut... Dished out 1 assist in 4 games with Worcester... **2002-03:** Made his NHL debut in 16 games with STL, recording an assist and 38 PIM... Posted 8 assists, 9 points and 58 PIM in 40 games with Worcester... **2001-02:** Notched professional career highs with 11 assists, 13 points and 164 PIM in 49 games with Worcester **2000-01:** Tallied 4 goals and recorded 12 points with 131 PIM in 61 games with Worcester... Racked up 6 PIM in 11 playoff tilts... Appeared in 8 ECHL games with Peoria, registering 1 goal and 70 PIM... **Junior Career:** In 1999-00, captured the WHL's President's Cup with the Kootenay Ice during his final junior season... Posted 4 goals and 23 points with 53 PIM in 31 regular season games before registering 5 goals and 18 points with 24 PIM in 21 playoff games... Started the season with the Portland Winter Hawks, recording 2 goals and 9 points with 97 PIM in 38 games... Skated in 194 WHL regular season games with Portland (1997-00) and Kootenay (1999-00), notching 9 goals and 58 points with 425 PIM.

STATISTICAL CAREER HIGHS

	FLYERS	CAREER
MOST GOALS (GAME)	NONE	1 (TWO TIMES)
MOST ASSIST (GAME)	NONE	3 (@ CGY, 2/5/09)
MOST POINTS (GAME)	NONE	3 (@ CGY, 2/5/09)
MOST GOALS (SEASON)	NONE	2 (2009-10)
MOST ASSIST (SEASON)	NONE	13 (2008-09)
MOST POINTS (SEASON)	NONE	14 (2008-09)
LONGEST GOAL-SCORING STREAK	NONE	NONE
LONGEST ASSIST-SCORING STREAK	NONE	3 GAMES (TWO TIMES)
LONGEST POINT-SCORING STREAK	NONE	3 GAMES (TWO TIMES)

CAREER RECORD

YEAR	TEAM	LEAGUE	REGULAR SEASON					PLAYOFFS				
			GP	G	A	PTS	PIM	GP	G	A	PTS	PIM
1997-98	Portland (a)	WHL	64	2	13	15	124	16	0	0	0	21
1998-99	Portland	WHL	64	1	10	11	151	4	0	1	1	6
1999-00	Portland	WHL	38	2	7	9	97	--	--	--	--	--
1999-00	Kootenay	WHL	31	4	19	23	53	21	5	13	18	24
2000-01	Peoria	ECHL	8	1	0	1	70	--	--	--	--	--
2000-01	Worcester	AHL	61	4	8	12	131	11	0	0	0	6
2001-02	Worcester	AHL	49	2	11	13	164	3	0	0	0	8
2002-03	Worcester	AHL	40	1	8	9	58	--	--	--	--	--
2002-03	St. Louis	NHL	16	0	1	1	38	--	--	--	--	--
2003-04	St. Louis	NHL	14	0	1	1	25	4	0	0	0	0
2003-04	Worcester	AHL	4	0	1	1	7	--	--	--	--	--
2004-05	Worcester	AHL	20	2	4	6	44	--	--	--	--	--
2005-06	St. Louis	NHL	54	0	2	2	79	--	--	--	--	--
2006-07	St. Louis	NHL	48	0	5	5	72	--	--	--	--	--
2006-07	Peoria	AHL	2	0	1	1	0	--	--	--	--	--
2007-08	St. Louis (b)	NHL	43	1	1	2	61	--	--	--	--	--
2008-09	Chicago (c)	NHL	65	1	13	14	79	17	0	2	2	14
2009-10	Tampa Bay	NHL	66	2	3	5	90	--	--	--	--	--
2010-11	PHANTOMS	AHL	11	0	2	2	8	--	--	--	--	--
2010-11	FLYERS	NHL	4	0	0	0	4	0	0	0	0	0
2011-12	FLYERS	NHL	4	0	0	0	16	--	--	--	--	--
	PHANTOMS	AHL	33	1	4	5	41	--	--	--	--	--
	NHL TOTALS		314	4	26	30	464	21	0	2	2	14
	FLYERS TOTALS		8	0	0	0	20	0	0	0	0	0

(a) Drafted by St. Louis in the 3rd Round (83rd Overall) of the 1998 NHL Entry Draft

(b) Signed by Chicago as a free agent in July 2008

(c) Signed by Tampa Bay as a free agent in July 2009

(d) Traded to the Flyers by Tampa Bay with a 4th round pick in 2011 for Simon Gagne, July 19, 2010.

MISCELLANEOUS STATS

YEAR	TEAM	LEAGUE	REGULAR SEASON								PLAYOFFS			
			PP	SH	GW	S	S%	+/-	TF	F%	MIN	PP	SH	GW
2002-03	St. Louis	NHL	0	0	0	13	0	0	--	--	11:09	--	--	--
2003-04	St. Louis	NHL	0	0	0	8	0	0	--	--	11:23	0	0	0
2005-06	St. Louis	NHL	0	0	0	59	0	-7	--	--	14:15	--	--	--
2006-07	St. Louis	NHL	0	0	0	34	0	7	--	--	15:15	--	--	--
2007-08	St. Louis	NHL	0	0	0	47	2.1	-3	--	--	15:54	--	--	--
2008-09	Chicago	NHL	0	0	0	83	1.2	7	--	--	16:38	0	0	0
2009-10	Tampa Bay	NHL	0	0	0	54	3.7	-11	--	--	16:09	--	--	--
2010-11	FLYERS	NHL	0	0	0	3	0	0	--	--	11:38	0	0	0
2011-12	FLYERS	NHL	0	0	0	2	0	-2	--	--	10:58	--	--	--
	NHL TOTALS		0	0	0	303	1.2	-9	--	--	15:10	0	0	0

CAREER STATS VS. NHL

TEAM	GP	G	A	PTS	PIM	TEAM	GP	G	A	PTS	PIM
ANAHEIM	15	0	2	2	63	NASHVILLE	23	0	0	0	19
BOSTON	7	0	1	1	7	NEW JERSEY	6	0	1	1	2
BUFFALO	4	0	1	1	2	NY ISLANDERS	8	0	0	0	8
CALGARY	13	0	3	3	26	NY RANGERS	5	0	1	1	24
CAROLINA	7	0	0	0	0	OTTAWA	7	0	0	0	25
CHICAGO	21	0	2	2	20	PHILADELPHIA	4	0	0	0	4
COLORADO	14	0	0	0	9	PHOENIX	12	0	2	2	30
COLUMBUS	19	1	1	2	47	PITTSBURGH	4	0	0	0	11
DALLAS	12	1	2	3	19	SAN JOSE	12	0	1	1	2
DETROIT	23	0	0	0	40	ST LOUIS	5	0	0	0	9
EDMONTON	17	0	2	2	25	TAMPA BAY	4	0	1	1	0
FLORIDA	9	0	1	1	4	TORONTO	7	0	0	0	12
LOS ANGELES	12	0	1	1	30	VANCOUVER	11	0	2	2	2
MINNESOTA	12	0	0	0	6	WASHINGTON	7	1	1	2	4
MONTREAL	6	1	0	1	2	WINNIPEG	8	0	1	1	12
						NHL TOTALS:	314	4	26	30	464



39 SCOTT LAUGHTON

CENTER | LAW-tuh, SKAWT

BIRTHDATE: May 30, 1994 | **BIRTHPLACE:** Oakville, ON

HEIGHT: 6'0" | **WEIGHT:** 170 | **SHOOTS:** Left

ACQUIRED: Draft – 1st round (20th overall) in 2012

2011-12

Posted five points (2G, 3A) along with 17 penalty minutes in 6 playoff games played....**Regular Season:** Appeared in 64 games for Oshawa (OHL)... registered 21 goals, 32 assists for 53 points and 101 penalty minutes

CAREER

2010-11: Posted 23 points (12G, 11A) along with 58 penalty minutes in 63 games played for Oshawa (OHL)

CAREER RECORD

YEAR	TEAM	LEAGUE	REGULAR SEASON					PLAYOFFS				
			GP	G	A	PTS	PIM	GP	G	A	PTS	PIM
2009-10	St. Michael	OJHL	2	0	0	0	4	--	--	--	--	--
2010-11	Oshawa	OHL	63	12	11	23	58	10	1	1	2	11
2011-12	Oshawa	OHL	64	21	32	53	101	6	2	3	5	17
JUNIOR TOTALS			129	33	43	76	163	16	3	4	7	28

12 BEN HOLMSTROM

CENTER | HOLM-strum, BEHN

BIRTHDATE: February 1, 1987 | **BIRTHPLACE:** Colorado Springs, CO

HEIGHT: 6'1" | **WEIGHT:** 205 | **SHOOTS:** Right

ACQUIRED: Free Agent – Signed March 17, 2010



CAREER RECORD

YEAR	TEAM	LEAGUE	REGULAR SEASON					PLAYOFFS				
			GP	G	A	PTS	PIM	GP	G	A	PTS	PIM
2003-04	Sioux Falls	USHL	54	3	5	8	53	--	--	--	--	--
2004-05	Sioux Falls	USHL	15	1	0	1	10	--	--	--	--	--
2005-06	Sioux Falls	USHL	56	10	9	19	115	14	3	3	6	22
2006-07	U-Mass Lowell	H-East	30	4	9	13	18	--	--	--	--	--
2007-08	U-Mass Lowell	H-East	37	7	20	27	62	--	--	--	--	--
2008-09	U-Mass Lowell	H-East	38	6	15	21	52	--	--	--	--	--
2009-10	U-Mass Lowell	H-East	39	9	14	23	69	--	--	--	--	--
	PHANTOMS	AHL	13	3	0	3	9	--	--	--	--	--
2010-11	PHANTOMS	AHL	79	16	22	38	75	--	--	--	--	--
	FLYERS	NHL	2	0	0	0	5	--	--	--	--	--
2011-12	PHANTOMS	AHL	67	15	26	41	134	--	--	--	--	--
	FLYERS	NHL	5	0	0	0	2	--	--	--	--	--
	JUNIOR TOTALS		125	14	14	28	178	14	3	3	6	22
	COLLEGE TOTALS		144	26	58	84	201	0	0	0	0	0
	AHL TOTALS		159	34	48	82	218	0	0	0	0	0
	FLYERS/NHL TOTALS		7	0	0	0	7	0	0	0	0	0



32 TOM SESTITO

CENTER | sehs-TEE-toh, TAWM

BIRTHDATE: September 28, 1987 | **BIRTHPLACE:** Rome, NY

HEIGHT: 6'5" | **WEIGHT:** 228 | **SHOOTS:** Left

ACQUIRED: Trade from Columbus – February 28, 2011

CAREER RECORD

YEAR	TEAM	LEAGUE	REGULAR SEASON					PLAYOFFS				
			GP	G	A	PTS	PIM	GP	G	A	PTS	PIM
2004-05	Plymouth	OHL	35	1	3	4	88	--	--	--	--	--
2005-06	Plymouth	OHL	57	10	10	20	176	13	5	2	7	29
2006-07	Plymouth	OHL	60	42	22	64	135	19	11	6	17	57
2007-08	Syracuse	AHL	66	7	16	23	202	9	3	0	3	57
	Columbus	NHL	1	0	0	0	17	--	--	--	--	--
2008-09	Syracuse	AHL	52	8	12	20	168	--	--	--	--	--
2009-10	Syracuse	AHL	36	10	7	17	138	--	--	--	--	--
	Columbus	NHL	3	0	0	0	7	--	--	--	--	--
2010-11	Springfield	AHL	46	11	21	32	192	--	--	--	--	--
	Columbus	NHL	9	2	2	4	40	--	--	--	--	--
	PHANTOMS	AHL	11	2	1	3	45	--	--	--	--	--
2011-12	PHANTOMS	AHL	34	9	8	17	120	--	--	--	--	--
	FLYERS	NHL	14	0	1	1	83	--	--	--	--	--
JUNIOR TOTALS			152	53	35	88	399	32	16	8	24	86
AHL TOTALS			245	47	65	112	865	9	3	0	3	57
NHL TOTALS			27	2	3	5	147	0	0	0	0	0

34 DANNY SYVRET

DEFENSE | sih-VREHT, DA-nee

BIRTHDATE: June 13, 1985 | **BIRTHPLACE:** Burlington, Ontario

HEIGHT: 5'11" | **WEIGHT:** 203 | **SHOOTS:** Left

ACQUIRED: Free Agent – Signed July 3, 2012



2011-12

Appeared in 75 games for the Peoria Rivermen of the AHL ... Registered seven goals and 35 assists along with 24 penalty minutes.

CAREER

2010-11: Posted career highs in goals, assists and points and finished second among all AHL defensemen in scoring... Named a first-team AHL All-Star and was the winner of the Barry Ashbee Award as Phantoms Defenseman of the Year... Returned to the Phantoms on March 23... recalled to the Flyers on March 17th and appeared in two games, his first in the NHL since 2007... Scored a goal and received second star honors in a 2-1 win vs. Bridgeport on Feb. 8th... represented the Phantoms on the Canadian squad at the 2009 AHL All-Star Classic... Recorded a plus-four rating in a 5-2 win vs. Lowell on Dec. 19... Named Toyota Phantoms Player of the Month for October... Equaled his career season-high with his 20th point on Nov. 23 in Bridgeport... recorded a point in seven consecutive games from Oct. 25 – Nov. 8 (posted a three-point game and earned second star honors in a 5-4 loss to Hershey on Oct. 17. **2007-08:** Began the season in Springfield, where he appeared in 36 games before being loaned to Hershey... Scored a total of two goals and 18 assists for 20 points... **2006-07:** Split the season between Edmonton and AHL Grand Rapids... Scored first career NHL point with an assist at Calgary on April 7... **2005-06:** Split season between Edmonton and Hamilton... made NHL debut at St. Louis on Nov. 4... Was plus or even in seven of his 10 NHL games... **Juniors:** Captained the London Knights to the 2005 Memorial Cup championship and a 59-7-2 regular season record... Was fifth on the team in scoring... Named to 2005 Memorial Cup all-tournament team... Named the CHL and OHL defenseman of the year and was named to both the CHL and OHL first-allstar teams... Won a gold medal with Team Canada at the 2005 IIHF World Junior Championship on a team that included current Flyers Braydon Coburn, Jeff Carter and Mike Richards.

CAREER RECORD

YEAR	TEAM	LEAGUE	REGULAR SEASON					PLAYOFFS				
			GP	G	A	PTS	PIM	GP	G	A	PTS	PIM
2002-03	London	OHL	68	8	14	22	31	14	1	6	7	11
2003-04	London	OHL	68	3	28	31	32	15	1	6	7	4
2004-05	London (a)	OHL	62	23	46	69	33	18	5	15	20	4
2005-06	Hamilton	AHL	62	0	20	20	38	--	--	--	--	--
	Edmonton	NHL	10	0	0	0	6	--	--	--	--	--
2006-07	Grand Rapids	AHL	57	4	16	20	16	--	--	--	--	--
	Edmonton	NHL	16	0	1	1	6	--	--	--	--	--
2007-08	Springfield	AHL	36	1	7	8	14	--	--	--	--	--
	Hershey (b)	AHL	27	1	11	12	29	5	0	0	0	0
2008-09	FLYERS	NHL	2	0	0	0	0	--	--	--	--	--
	PHANTOMS	AHL	76	12	45	57	44	4	0	1	1	0
2009-10	FLYERS	NHL	21	2	2	4	12	--	--	--	--	--
	PHANTOMS	AHL	15	5	8	13	6	--	--	--	--	--
2010-11	Syracuse (c)	AHL	8	0	4	4	11	--	--	--	--	--
	Anaheim	NHL	6	1	1	2	4	--	--	--	--	--
	PHANTOMS (d)	AHL	15	5	8	13	6	--	--	--	--	--
	FLYERS (e)	NHL	4	0	0	0	2	10	0	0	0	0
2011-12	Peoria (f)	AHL	75	7	35	42	24	--	--	--	--	--
NHL TOTALS			59	3	4	7	30	10	0	0	0	0
FLYERS TOTALS			27	2	2	4	14	10	0	0	0	0

(a) Drafted by Edmonton in the 3rd round, 81st overall, of the 2005 NHL Entry Draft.


(b) Traded to Flyers from Edmonton in exchange for Ryan Potulny on June 6, 2008

(c) Signed as a free agent with Anaheim, July 21, 2010

(d) Traded to Flyers from Anaheim along with Rob Bordon in exchange for Patrick Maroon and David Laliberte, November 21, 2010

(e) Signed as a free agent with St. Louis on August 8, 2011

(f) Signed as a free agent with the Flyers on July 3, 2012



11 ERIC WELLWOOD

LEFT WING | WEHL-wud, AIR-ihk

BIRTHDATE: March 6, 1990 | **BIRTHPLACE:** Windsor, Ontario

HEIGHT: 5'11" | **WEIGHT:** 179 | **SHOOTS:** Left

ACQUIRED: Draft - 6th round (172nd overall) in 2008

2011-12

Playoffs: Played in 11 playoff games registering two penalty minutes...**Regular Season:** Appeared in 21 games with the Flyers tallying five goals and four assists for nine points and a plus-11 rating...Recorded 21 points (9G, 12A) in 33 games for Adirondack (AHL)...

CAREER

2010-11: Split the season between Adirondack and Philadelphia, taking part in his first three NHL games and recording an assist... posted 28 points (16G, 12A) in rookie season with Adirondack. **2009-10:** Appeared in 65 games for Windsor (OHL), posting 68 points (31 G, 37A) along with 36 PIM. **2008-09:** In 61 games for Windsor, scored 16 goals and added 18 assists for 34 points... **2007-08:** 68 games played for Windsor with a total of 16 points (9 goals, 7 assists)...12 PIM **2006-07:** 23 games played for Windsor (OHL) with a total of 7 points (2 goals and 5 assists)

CAREER RECORD

YEAR	TEAM	LEAGUE	REGULAR SEASON						PLAYOFFS				
			GP	G	A	PTS	PIM		GP	G	A	PTS	PIM
2006-07	Windsor	OHL	23	2	5	7	0	--	--	--	--	--	--
2007-08	Windsor	OHL	68	9	7	16	12		5	0	0	0	2
2008-09	Windsor (a)	OHL	61	16	18	34	12		20	10	11	21	12
2009-10	Windsor	OHL	65	31	37	68	36		19	4	6	10	6
2010-11	PHANTOMS	AHL	73	16	12	28	24		--	--	--	--	--
	FLYERS	NHL	3	0	1	1	2		--	--	--	--	--
2011-12	PHANTOMS	AHL	33	9	12	21	8		--	--	--	--	--
	FLYERS	NHL	24	5	4	9	2		11	0	0	0	2
FLYERS TOTALS			27	5	5	10	4		11	0	0	0	2

29 HARRY ZOLNIERCZYK

LEFT WING | ZOHL-ner-chuck, HAIR-ree

BIRTHDATE: September 1, 1987 | **BIRTHPLACE:** Toronto, Ontario

HEIGHT: 5'11" | **WEIGHT:** 180 | **SHOOTS:** Left

ACQUIRED: Free Agent – Signed March 8, 2011



CAREER RECORD

YEAR	TEAM	LEAGUE	REGULAR SEASON					PLAYOFFS				
			GP	G	A	PTS	PIM	GP	G	A	PTS	PIM
2005-06	Albion Valley	BCHL	53	9	13	22	40	6	1	3	4	10
2006-07	Albion Valley	BCHL	47	20	18	38	85	5	3	2	5	10
2007-08	Brown	ECAC	16	0	3	3	2	--	--	--	--	--
2008-09	Brown	ECAC	31	1	1	2	30	--	--	--	--	--
2009-10	Brown	ECAC	37	13	20	33	78	--	--	--	--	--
2010-11	Brown	ECAC	30	16	15	31	128	--	--	--	--	--
2011-12	PHANTOMS	AHL	16	3	2	5	37	--	--	--	--	--
	FLYERS	NHL	37	3	3	6	35	--	--	--	--	--
	PHANTOMS	AHL	39	8	13	21	37	--	--	--	--	--
JUNIOR TOTALS			100	29	31	60	125	11	4	5	9	20
COLLEGE TOTALS			114	30	39	69	238	0	0	0	0	0
AHL TOTALS			55	11	15	26	74	0	0	0	0	0
NHL TOTALS			37	3	3	6	35	0	0	0	0	0

IN THE SYSTEM



JASON AKESON

RIGHT WING

BIRTHDATE: June 3, 1990 | **BIRTHPLACE:** Orleans, Ontario

HEIGHT: 5'10" | **WEIGHT:** 190 | **SHOOTS:** Right

ACQUIRED: Free Agent – Signed March 2, 2011

CAREER RECORD

YEAR	TEAM	LEAGUE	REGULAR SEASON					PLAYOFFS				
			GP	G	A	PTS	PIM	GP	G	A	PTS	PIM
2006-07	Cumberland	CJHL	54	17	36	53	40					
2007-08	Cumberland	CJHL	34	18	43	61	14					
	Kitchener	OHL	13	0	2	2	4	16	0	1	1	0
2008-09	Kitchener	OHL	53	20	44	64	16					
2009-10	Kitchener	OHL	65	24	56	80	24	20	8	11	19	14
2010-11	Kitchener	OHL	67	24	84	108	23	7	3	6	9	0
2011-12	PHANTOMS	AHL	76	14	41	55	26					
JUNIOR TOTALS			286	103	265	368	121	43	11	18	29	14
AHL TOTALS			76	14	41	55	26	0	0	0	0	0



TYLER BROWN

CENTER

BIRTHDATE: February 7, 1990 | **BIRTHPLACE:** Wasaga Beach, Ontario

HEIGHT: 6'2" | **WEIGHT:** 184 | **SHOOTS:** Left

ACQUIRED: Free Agent – Signed March 2, 2011

CAREER RECORD

YEAR	TEAM	LEAGUE	REGULAR SEASON					PLAYOFFS				
			GP	G	A	PTS	PIM	GP	G	A	PTS	PIM
2007-08	Plymouth	OHL	38	1	5	6	13	3	0	1	1	2
2008-09	Plymouth	OHL	49	8	13	21	18	11	1	2	3	0
2009-10	Plymouth	OHL	66	14	25	39	28	9	2	1	3	2
2010-11	Plymouth	OHL	67	25	32	57	44	11	3	11	14	8
2011-12	PHANTOMS	AHL	71	8	9	17	28	--	--	--	--	--
JUNIOR TOTALS			220	48	75	123	103	34	6	15	21	12
AHL TOTALS			71	8	9	17	28	0	0	0	0	0

IN THE SYSTEM



NICK COUSINS

CENTER


BIRTHDATE: July 20, 1993 | **BIRTHPLACE:** Belleville, Ontario

HEIGHT: 5'11" | **WEIGHT:** 170 | **SHOOTS:** Left

ACQUIRED: Draft - 3rd round (68th overall) in 2011

CAREER RECORD

YEAR	TEAM	LEAGUE	REGULAR SEASON					PLAYOFFS				
			GP	G	A	PTS	PIM	GP	G	A	PTS	PIM
2008-09	Trenton	OJHL	5	0	1	1	2	--	--	--	--	--
2009-10	Sault Ste. Marie	OHL	67	11	21	32	34	5	0	1	1	2
2010-11	Sault Ste. Marie	OHL	68	29	39	68	56	--	--	--	--	--
2011-12	Sault Ste. Marie	OHL	65	35	53	88	88	--	--	--	--	--
	PHANTOMS	AHL	1	0	0	0	0	--	--	--	--	--
JUNIOR TOTALS			205	75	114	189	180	5	0	1	1	2
AHL TOTALS			1	0	0	0	0	0	0	0	0	0



CULLEN EDDY

DEFENSE

BIRTHDATE: November 18, 1988 | **BIRTHPLACE:** Hidden Valley, PA

HEIGHT: 6'0" | **WEIGHT:** 195 | **SHOOTS:** Right

ACQUIRED: Free Agent - Signed July 2, 2012

CAREER RECORD

YEAR	TEAM	LEAGUE	REGULAR SEASON					PLAYOFFS				
			GP	G	A	PTS	PIM	GP	G	A	PTS	PIM
2006-07	Mercyhurst	AHA	35	5	11	16	62	--	--	--	--	--
2007-08	Mercyhurst	AHA	41	2	10	12	70	--	--	--	--	--
2008-09	Mercyhurst	AHA	38	1	14	15	93	--	--	--	--	--
2009-10	Mercyhurst	AHA	30	1	5	6	97	--	--	--	--	--
	Greenville	ECHL	7	0	1	1	6	8	0	0	0	6
2010-11	Greenville	ECHL	16	1	3	4	26	--	--	--	--	--
	PHANTOMS	AHL	47	3	7	10	40	--	--	--	--	--
2011-12	PHANTOMS	AHL	54	2	13	15	130	--	--	--	--	--
	Greenville	ECHL	15	4	10	14	21	--	--	--	--	--
COLLEGE TOTALS			144	9	40	49	322	0	0	0	0	0
ECHL TOTALS			38	5	14	19	53	8	0	0	0	6
AHL TOTALS			101	5	20	25	170	0	0	0	0	0

IN THE SYSTEM



MATT FORD

RIGHT WING

BIRTHDATE: October 9, 1984 | **BIRTHPLACE:** West Hills, CA

HEIGHT: 6'1" | **WEIGHT:** 207 | **SHOOTS:** Right

ACQUIRED: Trade from Washington – February 2, 2012

CAREER RECORD

YEAR	TEAM	LEAGUE	REGULAR SEASON					PLAYOFFS				
			GP	G	A	PTS	PIM	GP	G	A	PTS	PIM
2003-04	Sioux Falls	USHL	60	37	31	68	60	--	--	--	--	--
2004-05	Wisconsin	WCHA	21	5	5	10	18	--	--	--	--	--
2005-06	Wisconsin	WCHA	31	5	2	7	14	--	--	--	--	--
2006-07	Wisconsin	WCHA	39	7	6	13	38	--	--	--	--	--
2007-08	Wisconsin	WCHA	33	4	5	9	30	--	--	--	--	--
2008-09	Charlotte	ECHL	28	21	17	38	25	6	2	3	5	21
	Hartford	AHL	25	1	2	3	10	--	--	--	--	--
2008-09	Lake Erie	AHL	5	0	0	0	2	--	--	--	--	--
2009-10	Charlotte	ECHL	3	0	2	2	6	--	--	--	--	--
	Lake Erie	AHL	45	13	14	27	28	--	--	--	--	--
2010-11	Lake Erie	AHL	76	26	16	42	46	7	3	1	4	8
2011-12	Hershey	AHL	39	10	18	28	47	--	--	--	--	--
	PHANTOMS	AHL	31	19	12	31	31	--	--	--	--	--
JUNIOR TOTALS			60	37	31	68	60	0	0	0	0	0
COLLEGE TOTALS			124	21	18	39	100	0	0	0	0	0
ECHL TOTALS			31	21	19	40	31	6	2	3	5	21
AHL TOTALS			221	69	62	131	164	7	3	1	4	8

IN THE SYSTEM



SHAYNE GOSTISBEHERE

DEFENSE

BIRTHDATE: April 20, 1983 | **BIRTHPLACE:** Pembroke Pines, FL

HEIGHT: 5'11" | **WEIGHT:** 160 | **SHOOTS:** Left

ACQUIRED: Draft - 3rd round (78th overall) in 2012

CAREER RECORD

YEAR	TEAM	LEAGUE	REGULAR SEASON					PLAYOFFS				
			GP	G	A	PTS	PIM	GP	G	A	PTS	PIM
2011-12	Union	ECAC	41	5	17	22	20	--	--	--	--	--
COLLEGE TOTALS			41	5	17	22	20	0	0	0	0	0



SHANE HARPER

RIGHT WING

BIRTHDATE: February 1, 1989 | **BIRTHPLACE:** Valencia, CA

HEIGHT: 5'11" | **WEIGHT:** 193 | **SHOOTS:** Right

ACQUIRED: Free Agent – Signed March 4, 2010

CAREER RECORD

YEAR	TEAM	LEAGUE	REGULAR SEASON					PLAYOFFS				
			GP	G	A	PTS	PIM	GP	G	A	PTS	PIM
2005-06	Everett	WHL	62	6	4	10	8	5	1	0	1	0
2006-07	Everett	WHL	58	3	12	15	23	8	1	2	3	0
2007-08	Everett	WHL	71	17	26	43	18	4	0	2	2	0
2008-09	Everett	WHL	72	32	34	66	10	5	0	4	4	0
2009-10	Everett	WHL	72	42	38	80	38	7	6	4	10	6
	PHANTOMS	AHL	5	1	0	1	2	--	--	--	--	--
2010-11	Greenville	ECHL	48	22	23	45	20	11	4	6	10	2
	PHANTOMS	AHL	20	1	2	3	4	--	--	--	--	--
2011-12	PHANTOMS	AHL	70	13	14	27	43	--	--	--	--	--
JUNIOR TOTALS			335	100	114	214	97	29	8	12	20	6
ECHL TOTALS			48	22	23	45	20	11	4	6	10	2
AHL TOTALS			95	15	16	31	49	0	0	0	0	0

IN THE SYSTEM



TYLER HOSTETTER

DEFENSE

BIRTHDATE: January 30, 1991 | **BIRTHPLACE:** Lititz, PA

HEIGHT: 5'11" | **WEIGHT:** 182 | **SHOOTS:** Right

ACQUIRED: Free Agent – Signed September 21, 2009

CAREER RECORD

YEAR	TEAM	LEAGUE	REGULAR SEASON						PLAYOFFS					
			GP	G	A	PTS	PIM	GP	G	A	PTS	PIM		
2007-08	Erie	OHL	57	1	10	11	31	--	--	--	--	--	--	--
2008-09	Erie	OHL	61	6	17	23	49	5	1	1	2	2		
2009-10	Erie	OHL	59	2	24	26	37	4	0	1	1	2		
2010-11	Erie	OHL	36	6	17	23	17	7	2	2	4	2		
	PHANTOMS	AHL	3	0	0	0	0	--	--	--	--	--		
2011-12	Trenton	ECHL	34	7	7	14	22	--	--	--	--	--		
	PHANTOMS	AHL	7	0	0	0	0	--	--	--	--	--		
JUNIOR TOTALS			213	15	68	83	134	16	3	4	7	6		
ECHL TOTALS			34	7	7	14	22	0	0	0	0	0		
AHL TOTALS			10	0	0	0	0	0	0	0	0	0		



NIKO HOVINEN

GOALIE

BIRTHDATE: March 16, 1988 | **BIRTHPLACE:** Helsinki, Finland

HEIGHT: 6'7" | **WEIGHT:** 200 | **CATCHES:** Left

ACQUIRED: Free Agent – Signed May 17, 2011

CAREER RECORD

YEAR	TEAM	LEAGUE	REGULAR SEASON										PLAYOFFS									
			GP	MINs	GA	SO	AVG	W	L	T	GP	MINs	GA	SO	AVG	W	L	T				
2005-06	Jokerit	SM-Liiga	1	--	--	--	--	--	--	--	--	--	--	--	--	--	--	--				
2006-07	Jokerit	SM-Liiga	29	--	--	--	--	--	--	--	--	--	--	--	--	--	--	--				
2007-08	Jokerit	SM-Liiga	40	--	--	--	--	--	--	--	--	--	--	--	--	--	--	--				
2008-09	Pelicans	SM-Liiga	21	1110	54	2	2.92	7	12	1	8	--	--	--	--	--	--	--				
2009-10	Pelicans	SM-Liiga	18	944	47	1	2.99	5	7	3	--	--	--	--	--	--	--	--				
2011-12	Pelicans	SM-Liiga	41	--	--	--	--	--	--	--	--	--	--	--	--	--	--	--				
FINLAND TOTALS			150	2054	101	3	2.96	12	19	4	8	0	0	0	0	0	0	0				

IN THE SYSTEM



ANDREW JOHNSTON

LEFT WING

BIRTHDATE: July 6, 1991 | **BIRTHPLACE:** Saskatoon, Saskatchewan

HEIGHT: 6'1" | **WEIGHT:** 178 | **SHOOTS:** Left

ACQUIRED: Free Agent – Signed May 21, 2012

CAREER RECORD

YEAR	TEAM	LEAGUE	REGULAR SEASON					PLAYOFFS				
			GP	G	A	PTS	PIM	GP	G	A	PTS	PIM
2009-10	Flin Flon	SJHL	56	15	28	43	46	--	--	--	--	--
2010-11	Flin Flon	SJHL	57	34	32	66	61	9	6	3	9	8
2011-12	Humboldt	SJHL	58	29	52	81	39	16	10	4	14	28
JUNIOR TOTALS			171	78	112	190	146	25	16	7	23	36



BLAKE KESSEL

DEFENSE

BIRTHDATE: April 19, 1989 | **BIRTHPLACE:** Verona, WI


HEIGHT: 6'2" | **WEIGHT:** 210 | **SHOOTS:** Right

ACQUIRED: Free Agent – Signed September 14, 2011

CAREER RECORD

YEAR	TEAM	LEAGUE	REGULAR SEASON					PLAYOFFS				
			GP	G	A	PTS	PIM	GP	G	A	PTS	PIM
2006-07	Waterloo	USHL	59	11	27	38	38	9	1	5	6	8
2007-08	Waterloo	USHL	59	19	38	57	26	11	1	10	11	12
2008-09	New Hampshire	H-East	37	6	7	13	24	--	--	--	--	--
2009-10	New Hampshire	H-East	38	10	28	38	28	--	--	--	--	--
2010-11	New Hampshire	H-East	39	5	22	27	32	--	--	--	--	--
2011-12	PHANTOMS	AHL	56	1	17	18	10	--	--	--	--	--
JUNIOR TOTALS			118	30	65	95	64	20	2	15	17	20
COLLEGE TOTALS			114	21	57	78	84	0	0	0	0	0
AHL TOTALS			56	1	17	18	10	0	0	0	0	0

IN THE SYSTEM



MATT KONAN

DEFENSE

BIRTHDATE: September 3, 1991 | **BIRTHPLACE:** Tustin, CA

HEIGHT: 6'3" | **WEIGHT:** 182 | **SHOOTS:** Right

ACQUIRED: Free Agent – Signed April 2, 2012

CAREER RECORD

YEAR	TEAM	LEAGUE	REGULAR SEASON					PLAYOFFS				
			GP	G	A	PTS	PIM	GP	G	A	PTS	PIM
2007-08	Medicine Hat	WHL	42	0	4	4	21	3	0	0	0	0
2008-09	Medicine Hat	WHL	61	1	11	12	53	11	0	1	1	10
2009-10	Medicine Hat	WHL	65	5	15	20	117	12	1	4	5	10
2010-11	Medicine Hat	WHL	61	4	13	17	60	15	0	6	6	15
2011-12	Medicine Hat	WHL	72	9	45	54	73	8	2	3	5	14
JUNIOR TOTALS			301	19	88	107	324	49	3	14	17	49



FREDRIC LARSSON

DEFENSE

BIRTHDATE: July 4, 1994 | **BIRTHPLACE:** Karlstad, Sweden


HEIGHT: 6'3" | **WEIGHT:** 172 | **SHOOTS:** Left

ACQUIRED: Draft - 4th round (111th overall) in 2012

CAREER RECORD

YEAR	TEAM	LEAGUE	REGULAR SEASON					PLAYOFFS				
			GP	G	A	PTS	PIM	GP	G	A	PTS	PIM
2009-10	Brynäs	Swe-U18	9	0	0	0	6	--	--	--	--	--
2010-11	Brynäs	Swe-U18	36	6	18	24	73	5	0	0	0	6
2011-12	Brynäs	Swe-U18	35	3	12	15	158	5	1	0	1	8
	Brynäs	Swe-Jr	14	1	3	4	24	2	0	0	0	6
JUNIOR TOTALS			94	10	33	43	261	12	1	0	1	20

IN THE SYSTEM



OLIVER LAURIDSEN

DEFENSE

BIRTHDATE: March 24, 1989 | **BIRTHPLACE:** Gentofte, Denmark

HEIGHT: 6'6" | **WEIGHT:** 220 | **SHOOTS:** Left

ACQUIRED: Draft - 7th round (196th overall) in 2009

CAREER RECORD

YEAR	TEAM	LEAGUE	REGULAR SEASON					PLAYOFFS				
			GP	G	A	PTS	PIM	GP	G	A	PTS	PIM
2005-06	Rogle	SWE JR.	28	1	1	2	32	--	--	--	--	--
2006-07	Linköping	SWE JR.	34	0	2	2	95	5	0	0	0	8
2007-08	Linköping	SWE JR.	35	5	6	11	159	--	--	--	--	--
2008-09	St. Cloud State	WCHA	28	0	1	1	38	--	--	--	--	--
2009-10	St. Cloud State	WCHA	43	6	6	12	54	--	--	--	--	--
2010-11	St. Cloud State	WCHA	37	1	8	9	51	--	--	--	--	--
	PHANTOMS	AHL	2	0	0	0	30	--	--	--	--	--
2011-12	PHANTOMS	AHL	65	3	4	7	85	--	--	--	--	--
	JUNIOR TOTALS		97	6	9	15	286	5	0	0	0	8
	COLLEGE TOTALS		108	7	15	22	143	0	0	0	0	0
	AHL TOTALS		67	3	4	7	115	0	0	0	0	0



TAYLOR LEIER

LEFT WING

BIRTHDATE: February 15, 1994 | **BIRTHPLACE:** Saskatoon, Saskatchewan

HEIGHT: 5'11" | **WEIGHT:** 178 | **SHOOTS:** Left

ACQUIRED: Draft - 4th round (117th overall) in 2012

CAREER RECORD

YEAR	TEAM	LEAGUE	REGULAR SEASON					PLAYOFFS				
			GP	G	A	PTS	PIM	GP	G	A	PTS	PIM
2011-12	Portland	WHL	72	13	24	37	36	22	5	2	7	12
	JUNIOR TOTALS		72	13	24	37	36	22	5	2	7	12

IN THE SYSTEM



NICK LUUKKO

DEFENSE


BIRTHDATE: November 29, 1991 | **BIRTHPLACE:** West Chester, PA

HEIGHT: 6'2" | **WEIGHT:** 205 | **SHOOTS:** Right

ACQUIRED: Draft - 6th round (179th overall) in 2010

CAREER RECORD

CAREER RECORD			REGULAR SEASON					PLAYOFFS				
YEAR	TEAM	LEAGUE	GP	G	A	PTS		GP	G	A	PTS	PIM
2010-11	Dubuque	USHL	45	7	10	17	20	11	1	4	5	2
2011-12	Vermont	H-East	17	0	3	3	4	--	--	--	--	--
JUNIOR TOTALS			45	7	10	17	20	11	1	4	5	2
COLLEGE TOTALS			17	0	3	3	4	0	0	0	0	0



MATT MANGENE

DEFENSE

BIRTHDATE: March 12, 1989 | **BIRTHPLACE:** Manorville, NY

HEIGHT: 5'11" | **WEIGHT:** 190 | **SHOOTS:** Right

ACQUIRED: Free Agent - Signed April 2, 2012

CAREER RECORD

CAREER RECORD			REGULAR SEASON					PLAYOFFS				
YEAR	TEAM	LEAGUE	GP	G	A	PTS	PIM	GP	G	A	PTS	PIM
2009-10	Maine	H-East	29	1	10	11	10	--	--	--	--	--
2010-11	Maine	H-East	36	3	7	10	42	--	--	--	--	--
2011-12	Maine	H-East	40	16	18	34	58	--	--	--	--	--
	PHANTOMS	AHL	5	0	0	0	0	--	--	--	--	--
COLLEGE TOTALS			105	20	35	55	110	0	0	0	0	0
AHL TOTALS			5	0	0	0	0	0	0	0	0	0

IN THE SYSTEM



BRANDON MANNING

DEFENSE


BIRTHDATE: June 4, 1990 | **BIRTHPLACE:** Prince George, BC

HEIGHT: 6'1" | **WEIGHT:** 205 | **SHOOTS:** Left

ACQUIRED: Free Agent – Signed November 23, 2010

CAREER RECORD

YEAR	TEAM	LEAGUE	REGULAR SEASON					PLAYOFFS				
			GP	G	A	PTS	PIM	GP	G	A	PTS	PIM
2007-08	Chilliwack	WHL	6	0	0	0	8	4	0	0	0	4
2008-09	Chilliwack	WHL	72	11	18	29	140	--	--	--	--	--
2009-10	Chilliwack	WHL	69	13	41	54	138	6	0	6	6	10
2010-11	Chilliwack	WHL	53	21	32	53	129	5	1	0	1	8
2011-12	PHANTOMS	AHL	46	6	13	19	81	--	--	--	--	--
	FLYERS	NHL	4	0	0	0	0	--	--	--	--	--
JUNIOR TOTALS			200	45	91	136	415	15	1	6	7	22
AHL TOTALS			46	6	13	19	81	0	0	0	0	0
NHL TOTALS			4	0	0	0	0	0	0	0	0	0



DEREK MATHERS

RIGHT WING

BIRTHDATE: August 4, 1992 | **BIRTHPLACE:** Strathroy, Ontario

HEIGHT: 6'3" | **WEIGHT:** 226 | **SHOOTS:** Right

ACQUIRED: Draft - 7th round (206th overall) in 2011

CAREER RECORD

YEAR	TEAM	LEAGUE	REGULAR SEASON					PLAYOFFS				
			GP	G	A	PTS	PIM	GP	G	A	PTS	PIM
2010-11	Peterborough	OHL	55	1	4	5	171	--	--	--	--	--
2011-12	Peterborough	OHL	65	9	8	17	177	--	--	--	--	--
	PHANTOMS	AHL	9	0	0	0	0	--	--	--	--	--
JUNIOR TOTALS			120	10	12	22	348	0	0	0	0	0
AHL TOTALS			9	0	0	0	0	0	0	0	0	0

IN THE SYSTEM



TYE MCGINN

LEFT WING


BIRTHDATE: July 29, 1990 | **BIRTHPLACE:** Fergus, Ontario

HEIGHT: 6'2" | **WEIGHT:** 207 | **SHOOTS:** Left

ACQUIRED: Draft - 4th round (119th overall) in 2010

CAREER RECORD

YEAR	TEAM	LEAGUE	REGULAR SEASON					PLAYOFFS				
			GP	G	A	PTS	PIM	GP	G	A	PTS	PIM
2007-08	Ottawa	OHL	59	3	8	11	25	4	0	0	0	2
2008-09	Gatineau	QMJHL	48	8	22	30	25	10	7	6	13	19
2009-10	Gatineau	QMJHL	50	27	35	62	50	10	2	5	7	12
2010-11	Gatineau	QMJHL	42	31	33	64	39	14	5	8	13	17
2011-12	PHANTOMS	AHL	63	12	6	18	45	--	--	--	--	--
JUNIOR TOTALS			199	69	98	167	139	38	14	19	33	50
AHL TOTALS			63	12	6	18	45	0	0	0	0	0



MARCEL NOEBELS

LEFT WING

BIRTHDATE: March 14, 1992 | **BIRTHPLACE:** Toenisvorst, Germany


HEIGHT: 6'3" | **WEIGHT:** 201 | **SHOOTS:** Left

ACQUIRED: Draft - 4th round (118th overall) in 2011

CAREER RECORD

YEAR	TEAM	LEAGUE	REGULAR SEASON					PLAYOFFS				
			GP	G	A	PTS	PIM	GP	G	A	PTS	PIM
2009-10	Krefeld	DEL	33	1	2	3	29	--	--	--	--	--
2010-11	Seattle	WHL	66	28	26	54	23	--	--	--	--	--
2011-12	Seattle	WHL	31	10	14	24	18	--	--	--	--	--
	Portland	WHL	31	10	14	34	8	19	22	8	15	23
JUNIOR TOTALS			161	49	56	115	78	19	22	8	15	23

IN THE SYSTEM



MICHAEL PARKS

FORWARD

BIRTHDATE: February 15, 1992 | **BIRTHPLACE:** O'Fallon, MO

HEIGHT: 5'11" | **WEIGHT:** 190 | **SHOOTS:** Right

ACQUIRED: Draft - 2nd round (149th overall) in 2010

CAREER RECORD

YEAR	TEAM	LEAGUE	REGULAR SEASON					PLAYOFFS				
			GP	G	A	PTS	PIM	GP	G	A	PTS	PIM
2009-10	Cedar Rapids	USHL	51	11	11	22	57	5	0	1	1	0
2010-11	Cedar Rapids	USHL	56	25	16	41	42	--	--	--	--	--
2011-12	North Dakota	WCHA	42	12	10	22	38	--	--	--	--	--
JUNIOR TOTALS			107	36	27	63	99	5	0	1	1	0
COLLEGE TOTALS			42	12	10	22	38	0	0	0	0	0



LUKE PITHER

CENTER

BIRTHDATE: April 26, 1989 | **BIRTHPLACE:** Burketon, Ontario

HEIGHT: 6'0" | **WEIGHT:** 186 | **SHOOTS:** Left

ACQUIRED: Draft - 4th round (118th overall) in 2011

CAREER RECORD

YEAR	TEAM	LEAGUE	REGULAR SEASON					PLAYOFFS				
			GP	G	A	PTS	PIM	GP	G	A	PTS	PIM
2005-06	Kingston	OHL	68	4	9	13	26	6	0	1	1	2
2006-07	Kingston	OHL	5	1	0	1	2	--	--	--	--	--
	Guelph	OHL	52	15	13	28	22	4	1	0	1	2
2007-08	Guelph	OHL	51	13	29	42	31	10	0	2	2	0
2008-09	Guelph	OHL	41	16	14	30	22	--	--	--	--	--
	Belleville	OHL	23	19	23	42	10	7	6	3	9	6
2009-10	Barrie	OHL	67	36	58	94	44	7	9	1	0	4
2010-11	PHANTOMS	AHL	67	9	11	20	19	--	--	--	--	--
2011-12	PHANTOMS	AHL	39	2	8	10	18	--	--	--	--	--
	Trenton	ECHL	4	0	1	1	4	--	--	--	--	--
JUNIOR TOTALS			307	104	146	250	157	34	16	7	13	14
ECHL TOTALS			4	0	1	1	4	0	0	0	0	0
AHL TOTALS			106	11	19	30	37	0	0	0	0	0

IN THE SYSTEM



PETR PLACEK

RIGHT WING


BIRTHDATE: December 28, 1992 | **BIRTHPLACE:** Slany, Czech Republic

HEIGHT: 6'4" | **WEIGHT:** 215 | **SHOOTS:** Right

ACQUIRED: Draft - 6th round (176th overall) in 2011

CAREER RECORD

CAREER RECORD			REGULAR SEASON					PLAYOFFS				
YEAR	TEAM	LEAGUE	GP	G	A	PTS	PIM	GP	G	A	PTS	PIM
2008-09	Hotchkiss	High-CT	21	7	8	15	--	--	--	--	--	--
2009-10	Hotchkiss	High-CT	50	32	32	64	--	--	--	--	--	--
2010-11	Hotchkiss	High-CT	32	23	32	45	10	--	--	--	--	--
2011-12	Harvard	ECAC	16	0	1	1	0	--	--	--	--	--
HIGH SCHOOL TOTALS			103	62	72	124	10	0	0	0	0	0
COLLEGE TOTALS			16	0	1	1	0	0	0	0	0	0



ANTHONY STOLARZ

GOALIE

BIRTHDATE: January 20, 1994 | **BIRTHPLACE:** Jackson, NJ

HEIGHT: 6'5" | **WEIGHT:** 200 | **CATCHES:** Left

ACQUIRED: Draft - 2nd round (45th overall) in 2012

CAREER RECORD

CAREER RECORD		REGULAR SEASON										PLAYOFFS							
YEAR	TEAM	LEAGUE	GP	MINs	GA	SO	AVG	W	L	T	GP	MINs	GA	SO	AVG	W	L	T	
2011-12	Corpus Christi	NAHL	50	2939	139	3	2.84	23	22	4	--	--	--	--	--	--	--	--	
JUNIOR TOTALS			50	2939	139	3	2.84	23	22	4	0	0	0	0	0	0	0	0	

IN THE SYSTEM



COLIN SUELLENTROP

DEFENSE

BIRTHDATE: June 10, 1993 | **BIRTHPLACE:** Plantation, FL

HEIGHT: 6'1" | **WEIGHT:** 190 | **SHOOTS:** Right

ACQUIRED: Draft - 4th round (116th overall) in 2011

CAREER RECORD

YEAR	TEAM	LEAGUE	REGULAR SEASON					PLAYOFFS				
			GP	G	A	PTS	PIM	GP	G	A	PTS	PIM
2009-10	Oshawa	OHL	54	1	5	6	74	--	--	--	--	--
2010-11	Oshawa	OHL	59	0	14	14	70	10	0	2	2	6
2011-12	Oshawa	OHL	67	2	15	17	70	6	0	2	2	4
JUNIOR TOTALS			180	3	34	37	214	16	0	4	4	10



MIKE TESTWUIDE

RIGHT WING

BIRTHDATE: February 5, 1987 | **BIRTHPLACE:** Vail, CO

HEIGHT: 6'3" | **WEIGHT:** 210 | **SHOOTS:** Right

ACQUIRED: Free Agent – Signed March 9, 2010

CAREER RECORD

YEAR	TEAM	LEAGUE	REGULAR SEASON					PLAYOFFS				
			GP	G	A	PTS	PIM	GP	G	A	PTS	PIM
2004-05	Waterloo	USHL	46	2	8	10	43	4	0	1	1	4
2005-06	Waterloo	USHL	54	18	13	31	88	--	--	--	--	--
2006-07	Colorado College	WCHA	29	8	2	10	25	--	--	--	--	--
2007-08	Colorado College	WCHA	33	11	10	21	31	--	--	--	--	--
2008-09	Colorado College	WCHA	36	4	5	9	20	--	--	--	--	--
2009-10	Colorado College	WCHA	36	21	10	31	26	--	--	--	--	--
2010-11	PHANTOMS	AHL	76	18	21	39	62	--	--	--	--	--
2011-12	PHANTOMS	AHL	66	12	17	29	79	--	--	--	--	--
JUNIOR TOTALS			100	20	21	41	131	4	0	1	1	4
COLLEGE TOTALS			134	44	27	71	102	0	0	0	0	0
AHL TOTALS			142	30	38	68	141	0	0	0	0	0

IN THE SYSTEM



VALERI VASILIEV

DEFENSE

BIRTHDATE: May 31, 1994 | **BIRTHPLACE:** Moscow, Russia

HEIGHT: 6'1" | **WEIGHT:** 203 | **SHOOTS:** Left

ACQUIRED: Draft - 7th round (201th overall) in 2012

CAREER RECORD

YEAR	TEAM	LEAGUE	REGULAR SEASON					PLAYOFFS				
			GP	G	A	PTS	PIM	GP	G	A	PTS	PIM
2011-12	Spartak	Russia-Jr	18	1	1	2	24	--	--	--	--	--
JUNIOR TOTALS			18	1	1	2	24	0	0	0	0	0



REECE WILLCOX

DEFENSE

BIRTHDATE: March 20, 1994 | **BIRTHPLACE:** Surrey, BC

HEIGHT: 5'11" | **WEIGHT:** 190 | **SHOOTS:** Left

ACQUIRED: Draft - 5th round (141st overall) in 2012

CAREER RECORD

YEAR	TEAM	LEAGUE	REGULAR SEASON					PLAYOFFS				
			GP	G	A	PTS	PIM	GP	G	A	PTS	PIM
2010-11	Merritt	BCHL	53	5	9	14	16	4	1	2	3	0
2011-12	Merritt	BCHL	52	5	18	23	26	9	2	2	4	6
JUNIOR TOTALS			105	10	27	37	42	13	3	4	7	6

2012 DRAFT PICKS



SCOTT LAUGHTON: Center (Oshawa- Ontario Hockey League)

Laughton was selected by the Flyers in the first round (20th overall) of the 2012 NHL Entry Draft... Born on May 30, 1994 in Oakville, Ontario... 6'0" , 170... Shoots left.

Laughton recently completed his second season with the Oshawa Generals of the Ontario Hockey League, where he recorded 53 points (21G,32A) and 101 penalty minutes in 64 regular games. He posted 2 goals and 3 assists along with 17 penalty minutes in 6 playoff games.

Over two seasons with the Generals, Laughton has a total of 76 points (33G,43A) and 159 penalty minutes in 127 regular season games. In the playoffs, he posted a total of 7 points (3G,4A) and 28 penalty minutes in 16 games played.



ANTHONY STOLARZ: Goalie (Corpus Christi- North American Hockey League)

Stolarz was selected by the Flyers in the second round (45th overall) of the 2012 NHL Entry Draft... Born on January 20, 1994 in Jackson, New Jersey... 6'5" , 210...

After completing his first season with the Corpus Christi Ice Rays (NAHL), Stolarz went 22-33-4. He appeared in 50 games with Corpus Christi posting 2.84 GAA and a .920 save percentage.



SHAYNE GOSTISBEHERE: Defense (Union College – Eastern Collegiate Athletic Conference)

Gostisbehere was selected by the Flyers in the third round (78th overall) of the 2012 NHL Entry Draft... Born on April 20, 1993 in Margate, Florida... 5'11" , 160... Shoots left.

During the 2011-12 season, Gostisbehere recorded five goals and 17 assists for a total of 22 points, along with 20 penalty minutes in 41 games with Union College.



FREDRIC LARSSON: Defense (Sweden Junior)

Larsson was drafted by the Flyers in the fourth round (111th overall) in the 2012 NHL Entry Draft... Born July 4, 1994 in Karlstad, Sweden... 6'3" , 172... Shoots left.

During this past season, Larsson played games for both the Byrnas under 18 team and the Byrnas junior team. Over the parts of three seasons with Byrnas- U18, he posted 39 points (9G,30A) along with 240 penalty minutes in 80 games. In his first season with Byrnas-Jr, Larsson posted four points (1G, 3A) and 24 penalty minutes in 14 games.

2012 DRAFT PICKS



REECE WILLCOX: Defense (Merritt – British Columbia Hockey League)

Willcox was drafted by the Flyers in the fifth round (141st overall) in the 2012 NHL Entry Draft... Born on March 20, 1994 in Surrey, British Columbia... 6'02", 185... Shoots left.

In his second season in the BCHL, with the Merritt Centennials, Willcox posted 23 points (5G,18A) and 26 penalty minutes in 52 regular season games. He recorded two goals and two assists, along with 6 penalty minutes in 9 playoff games.

Over the parts of two seasons with the Centennials, he recorded 37 points (10G,27A) and 42 penalty minutes in 105 regular season games played. Willcox has a total of 7 points (3G,4A), and 6 penalty minutes in 13 playoff games.



VALERI VASILIEV: Defense (Russia-Jr)

Vasiliev was drafted by the Flyers in the seventh round (201st overall) in the 2012 NHL Entry Draft... Born May 31, 1994 in Moscow, Russia... 6'1", 203... Shoots left.

In his first season with Spartak, Vasiliev registered two points (1G, 1A) along with 24 penalty minutes in 18 games played.

ADIRONDACK PHANTOMS HOCKEY CLUB

Office & Arena

Glens Falls Civic Center (Hockey Capacity: 4,816)
1 Civic Center Plaza Glens Falls, NY 12801 518-480-3355;
fax-518-480-3357; Website: www.PhaantomsHockey.com

Practice Facility

Glens Falls Recreation Center (Fire Road Rink)
1 Fire Road
Glens Falls, NY 12801

Tickets

Phantoms Office - (518)-480-3355
Civic Center Box Office - (518)-798-0202
Online - www.TicketMaster.com

FRONT OFFICE

President	Rob Brooks
President	Jim Brooks
Executive Vice President	Chris Porreca
Vice President of Ticket Sales	Erik Hansen
Vice President of Corporate Sales	Kevin Breen
Director of Ticket Sales	Kevin Schildt
Account Executive	Mike Weinberg
Merchandise Manager & Fulfillment Coordinator	Seth DeWitt
Controller	Robin Sheridan
Director of Fun & Community Development	Andrew Hill
Director of Marketing & Game Operations	Matthew Valinski
Media Relations & Director of Broadcasting	Bob Rotruck
Account Executive	David Seitz
Inside Sales	Bryan Wilgocki

HOCKEY OPERATIONS

General Manager	Paul Holmgren
Assistant General Manager	Barry Hanrahan
Assistant General Manager	John Paddock
Head Coach	Terry Murray
Assistant Coach	Riley Cote
Assistant Coach	Kjell Samuelsson
Director of Hockey Operations	Chris Pryor
Director of Player Development	Ian Laperriere
Director of Player Personnel	Dave Brown
Vice President of Business Operations	Chris Porreca
Video Coach	Mike Pacitti
Certified Athletic Trainer	Greg Lowden
Strength and Conditioning Coach	Jeff Shockley
Equipment Manager	Damion Parmelee
Assistant Equipment Manager	Ira Podell

TEAM INFORMATION

Colors	Orange, Black and White
Home Arena	Glens Falls Civic Center
NHL Affiliation	Philadelphia Flyers
ECHL Affiliation	Greenville Road Warriors, Trenton Titans
Radio Station	WNYQ-Classic Hits Q-101.7 FM
Mascot	Dax

ADIRONDACK PHANTOMS HOCKEY CLUB

DATE	OPPONENT	TIME
OCTOBER		
Oct. 13	vs. Portland	7:00 PM
Oct. 14	@ Springfield	3:00 PM
Oct. 19	@ St. John's	6:30 PM
Oct. 20	@ St. John's	6:30 PM
Oct. 26	@ Albany	7:00 PM
Oct. 27	vs. Rochester	7:00 PM
Oct. 28	@ Syracuse	3:00 PM

NOVEMBER		
Nov. 2	vs. Syracuse	7:00 PM
Nov. 3	vs. Albany	7:00 PM
Nov. 9	@ Rochester	7:05 PM
Nov. 10	@ Albany	7:00 PM
Nov. 14	@ Manchester	10:00 AM
Nov. 16	@ Binghamton	7:05 PM
Nov. 17	@ Syracuse	7:30 PM
Nov. 21	vs. Bridgeport	7:00 PM
Nov. 23	vs. Norfolk	7:00 PM
Nov. 24	vs. Hershey	7:00 PM
Nov. 2	vs. St. John's	7:00 PM
Nov. 30	vs. Binghamton	7:00 PM

DECEMBER		
Dec. 1	vs. Albany	7:00 PM
Dec. 7	@ Rochester	7:05 PM
Dec. 8	vs. Syracuse	7:00 PM
Dec. 9	@ Providence	4:05 PM
Dec. 14	vs. Syracuse	7:00 PM
Dec. 15	vs. Manchester	7:00 PM
Dec. 19	vs. St. John's	7:00 PM
Dec. 21	@ Syracuse	7:30 PM
Dec. 22	@ Bridgeport	7:00 PM
Dec. 28	vs. Providence	7:00 PM
Dec. 29	@ Portland	7:00 PM
Dec. 31	vs. Bridgeport	3:00 PM

JANUARY		
Jan. 4	@ Connecticut	7:00 PM
Jan. 5	vs. Connecticut	7:00 PM
Jan. 11	@ Binghamton	7:05 PM
Jan. 12	@ W-B/Scranton	7:05 PM
Jan. 18	vs. Albany	7:00 PM
Jan. 19	@ Worcester	7:00 PM
Jan. 20	@ Albany	4:00 PM
Jan. 23	@ Connecticut	7:00 PM
Jan. 25	vs. Albany	7:00 PM
Jan. 2	@ Albany	2:00 PM

DATE	OPPONENT	TIME
FEBRUARY		
Feb. 1	vs. Norfolk	7:00 PM
Feb. 2	@ W-B/Scranton	7:05 PM
Feb. 6	vs. Binghamton	7:00 PM
Feb. 8	@ Syracuse	7:30 PM
Feb. 10	vs. Syracuse	3:00 PM
Feb. 15	vs. Albany	7:00 PM
Feb. 16	vs. Worcester	7:00 PM
Feb. 17	@ Springfield	3:00 PM
Feb. 22	vs. W-B/Scranton	7:00 PM
Feb. 23	@ Hershey	7:00 PM
Feb. 24	vs. Binghamton	5:00 PM

MARCH		
Mar. 1	@ Springfield	7:00 PM
Mar. 2	@ Bridgeport	7:00 PM
Mar. 3	vs. Albany	3:00 PM
Mar. 8	vs. Springfield	7:00 PM
Mar. 9	vs. Connecticut	7:00 PM
Mar. 10	@ Albany	3:00 PM
Mar. 13	@ Portland	7:00 PM
Mar. 15	@ Binghamton	7:05 PM
Mar. 17	@ Hershey	5:00 PM
Mar. 19	@ Norfolk	7:15 PM
Mar. 20	@ Norfolk	7:15 PM
Mar. 23	@ Connecticut	7:00 PM
Mar. 24	vs. Portland	3:00 PM
Mar. 29	@ Binghamton	7:05 PM
Mar. 30	vs. Bridgeport	7:00 PM

APRIL		
Apr. 5	vs. W-B/Scranton	7:00 PM
Apr. 6	vs. Rochester	7:00 PM
Apr. 7	@ Bridgeport	5:00 PM
Apr. 12	vs. Springfield	7:00 PM
Apr. 13	vs. Connecticut	7:00 PM
Apr. 14	vs. Binghamton	3:00 PM
Apr. 19	vs. Hershey	7:00 PM
Apr. 20	vs. Springfield	7:00 PM
Apr. 21	@ Albany	3:00 PM

2011-12 FINAL REGULAR SEASON STANDINGS

EASTERN CONFERENCE

ATLANTIC DIVISION

		GP	W	L	OT	GF	GA	PTS
NY RANGERS	(1)	82	51	24	7	226	187	109
PITTSBURGH	(4)	82	51	25	6	282	221	108
PHILADELPHIA	(5)	82	47	26	9	264	232	103
NEW JERSEY	(6)	82	48	28	6	228	209	102
NY ISLANDERS	(14)	82	34	37	11	203	255	79

NORTHEAST DIVISION

		GP	W	L	OT	GF	GA	PTS
BOSTON	(2)	82	49	29	4	269	202	102
OTTAWA	(8)	82	41	31	10	249	240	92
BUFFALO	(9)	82	39	32	11	218	230	89
TORONTO	(13)	82	35	37	10	231	264	80
MONTRÉAL	(15)	82	31	35	16	212	226	78

SOUTHEAST DIVISION

		GP	W	L	OT	GF	GA	PTS
FLORIDA	(3)	82	38	26	18	203	227	94
WASHINGTON	(7)	82	42	32	8	222	230	92
TAMPA BAY	(10)	82	38	36	8	235	281	84
WINNIPEG	(11)	82	37	35	10	225	246	84
CAROLINA	(12)	82	33	33	16	213	243	82

WESTERN CONFERENCE

CENTRAL DIVISION

		GP	W	L	OT	GF	GA	PTS
ST. LOUIS	(2)	82	49	22	11	210	165	109
NASHVILLE	(4)	82	48	26	8	237	210	104
DETROIT	(5)	82	48	28	6	248	203	102
CHICAGO	(6)	82	45	26	11	248	238	101
COLUMBUS	(15)	82	29	46	7	202	262	65

NORTHWEST DIVISION

		GP	W	L	OT	GF	GA	PTS
PHOENIX	(3)	82	42	27	13	216	204	97
SAN JOSE	(7)	82	43	29	10	228	210	96
LOS ANGELES	(8)	82	40	27	15	194	179	95
DALLAS	(1)	82	42	35	5	211	222	89
ANAHEIM	(13)	82	34	36	12	204	231	80

PACIFIC DIVISION

		GP	W	L	OT	GF	GA	PTS
VANCOUVER	(1)	82	51	22	9	249	198	111
CALGARY	(9)	82	37	29	16	202	226	90
COLORADO	(11)	82	41	35	6	208	220	88
MINNESOTA	(12)	82	35	36	11	177	226	81
EDMONTON	(14)	82	32	40	10	212	239	74

*Teams receive two points for a victory (W), one point for a loss in overtime or shootout (OT).

2011-12 - INDIVIDUAL SCORING LEADERS

PLAYER	TEAM	GP	G	A	PTS
EVGENI MALKIN	PITTSBURGH	75	50	59	109
STEVEN STAMKOS	TAMPA BAY	82	60	37	97
CLAUDE GIROUX	PHILADELPHIA	77	28	65	93
JASON SPEZZA	OTTAWA	80	34	50	84
ILYA KOVALCHUK	NEW JERSEY	77	37	46	83
PHIL KESSEL	TORONTO	82	37	45	82
JAMES NEAL	PITTSBURGH	80	40	41	81
JOHN TAVARES	NY ISLANDERS	82	31	50	81
HENRIK SEDIN	VANCOUVER	82	14	67	81
PATRIK ELIAS	NEW JERSEY	81	26	52	78
ERIK KARLSSON	OTTAWA	81	19	59	78
MARIAN HOSSA	CHICAGO	81	29	48	77
RAY WHITNEY	PHOENIX	82	24	53	77
JOE THORNTON	SAN JOSE	82	18	59	77
MARIAN GABORIK	NY RANGERS	82	41	35	76
JORDAN EBERLE	EDMONTON	78	34	42	76
ANZE KOPITAR	LOS ANGELES	82	25	51	76
MARTIN ST. LOUIS	TAMPA BAY	77	25	49	74
JASON POMINVILLE	BUFFALO	82	30	43	73
LOUI ERIKSSON	DALLAS	82	26	45	71
ERIC STAAL	CAROLINA	82	24	46	70
MATT MOULSON	NY ISLANDERS	82	26	33	69
PATRICK SHARP	CHICAGO	74	33	36	69
ZACH PARISE	NEW JERSEY	82	31	38	69
HENRIK ZETTERBERG	DETROIT	82	22	47	69

2011-12 - DEFENSEMEN SCORING LEADERS

PLAYER	TEAM	GP	G	A	PTS
ERIK KARLSSON	OTTAWA	81	19	59	78
DUSTIN BYFUGLIEN	WINNIPEG	66	12	41	53
BRIAN CAMPBELL	FLORIDA	82	4	49	53
ZDENO CHARA	BOSTON	79	12	40	54
ALEX PIETRANGELLO	ST. LOUIS	81	12	39	51
SHEA WEBER	NASHVILLE	78	19	30	49
ALEXANDER EDLER	VANCOUVER	82	11	38	49
DAN BOYLE	SAN JOSE	81	9	39	48
MARK STREIT	NY ISLANDERS	82	7	40	47
DENNIS WIDEMAN	WASHINGTON	82	11	35	46
RYAN SUTER	NASHVILLE	79	7	39	46
DION PHANEUF	TORONTO	82	12	32	44
KEVIN BIEKSA	VANCOUVER	78	8	36	44
KEITH YANDLE	PHOENIX	82	11	32	43
KEVIN SHATTENKIRK	ST. LOUIS	81	9	34	43
KIMMO TIMONEN	PHILADELPHIA	76	4	39	43
KRIS LETANG	PITTSBURGH	51	10	32	42
MICHAEL DEL ZOTTO	NY RANGERS	77	10	31	41
DUNCAN KEITH	CHICAGO	74	4	36	40
JACK JOHNSON	LA-CBJ	82	12	26	38
MATT CARLE	PHILADELPHIA	82	4	34	38
BRENT BURNS	SAN JOSE	81	11	26	37
SERGEI GONCHAR	OTTAWA	74	5	32	37
DAN HAMMUIS	VANCOUVER	82	4	33	37
NICK LEDDY	CHICAGO	82	3	34	37

2011-12 FINAL REGULAR SEASON STANDINGS

2011-12 NHL GOAL LEADERS

NAME	TEAM	GP	G
STEVEN STAMKOS	TAMPA BAY	82	60
EVGENI MALKIN	PITTSBURGH	75	50
MARION GABORIK	NY RANGERS	82	41
JAMES NEAL	PITTSBURGH	80	40
ALEX OVECHKIN	WASHINGTON	78	38
ILYA KOVALCHUK	NEW JERSEY	77	37
COREY PERRY	ANAHEIM	80	37
SCOTT HARTNELL	PHILADELPHIA	82	37
PHIL KESSEL	TORONTO	82	37
MATT MOULSON	NY ISLANDERS	82	36
RADIM VRBATA	PHOENIX	77	35
MILAN MICHALEK	OTTAWA	77	35
ERIK COLE	MONTREAL	82	35
MICHAEL RYDER	DALLAS	82	35
JORDAN EBERLE	EDMONTON	78	34
JASON SPEZZA	OTTAWA	80	34
PATRICK SHARP	CHICAGO	74	33
MAX PACIORETTY	MONTREAL	79	33
JAROME IGINLA	CALGARY	82	32

2011-12 NHL ASSISTS LEADERS

NAME	TEAM	GP	A
HENRIK SEDIN	VANCOUVER	82	67
CLAUDE GIROUX	PHILADELPHIA	77	65
EVGENI MALKIN	PITTSBURGH	75	59
ERIK KARLSSON	OTTAWA	81	59
JOE THORNTON	SAN JOSE	82	59
RAY WHITNEY	PHOENIX	82	53
PATRICK ELIAS	NEW JERSEY	81	52
ANZE KOPITAR	LOS ANGELES	82	51
JASON SPEZZA	OTTAWA	80	50
JOHN TAVARES	NY ISLANDERS	82	50
MARTIN ST. LOUIS	TAMPA BAY	77	49
PA PARENTEAU	NY ISLANDERS	80	49
BRIAN CAMPBELL	FLORIDA	82	49
PAVEL DATSYUK	DETROIT	70	48
MARIAN HOSSA	CHICAGO	81	48
BLAKE WHEELER	WINNIPEG	80	47
HENRIK ZETTERBERG	DETROIT	82	47

2011-12 POWER PLAY GOALS

NAME	TEAM	GP	PP
JAMES NEAL	PITTSBURGH	80	18
SCOTT HARTNELL	PHILADELPHIA	82	16
COREY PERRY	ANAHEIM	80	14
MATT MOULSON	NY ISLANDERS	82	14
TAYLOR HALL	EDMONTON	61	13
RYAN CALLAHAN	NY RANGERS	76	13
ALEX OVECHKIN	WASHINGTON	78	13
EVGENI MALKIN	PITTSBURGH	75	12
TEEMU SELANNE	ANAHEIM	82	12
STEVEN STAMKOS	TAMPA BAY	82	12
JOHAN FRANZEN	DETROIT	77	11
LOGAN COUTURE	SAN JOSE	80	11
ERIK COLE	MONTREAL	82	11
WAYNE SIMMONDS	PHILADELPHIA	82	11

2011-12 POWER PLAY ASSISTS

NAME	TEAM	GP	PPA
CLAUDE GIROUX	PHILADELPHIA	77	32
BRIAN CAMPBELL	FLORIDA	82	30
ERIK KARLSSON	OTTAWA	81	25
EVGENI MALKIN	PITTSBURGH	75	22
RYAN SUTER	NASHVILLE	79	22
PATRICK ELIAS	NEW JERSEY	81	21
*RYAN NUGENT-HOPKINS	EDMONTON	62	20
MARK STREIT	NY ISLANDERS	82	20

2011-12 POWER PLAY POINTS

NAME	TEAM	GP	PPP
CLAUDE GIROUX	PHILADELPHIA	77	38
EVGENI MALKIN	PITTSBURGH	75	34
BRIAN CAMPBELL	FLORIDA	82	31
JAMES NEAL	PITTSBURGH	80	30
ILYA KOVALCHUK	NEW JERSEY	77	29
PATRICK ELIAS	NEW JERSEY	81	29
ERIK KARLSSON	OTTAWA	81	28
TEEMU SELANNE	ANAHEIM	82	28

2011-12 SHORT HANDED GOALS

NAME	TEAM	GP	SH
MIKE RICHARDS	LOS ANGELES	74	4
CAL CLUTTERBUCK	MINNESOTA	74	4
*ADAM HENRIQUE	NEW JERSEY	74	4
JORDAN STAAL	PITTSBURGH	62	3
DANIEL ALFREDSSON	OTTAWA	75	3
DAVE BOLLAND	CHICAGO	76	3
ILYA KOVALCHUK	NEW JERSEY	77	3
JOSH BAILEY	NY ISLANDERS	80	3
TOMAS PLEKANEC	MONTREAL	81	3
DAINIUS ZUBRUS	NEW JERSEY	82	3
PASCAL DUPUIS	PITTSBURGH	82	3
ERIC STAAL	CAROLINA	82	3
ZACH PARISE	NEW JERSEY	82	3
LAURI KORPIKOSKI	PHOENIX	82	3
BRANDON SUTTER	CAROLINA	82	3

2011-12 SHORT HANDED ASSISTS

NAME	TEAM	GP	SHA
ZACH PARISE	NEW JERSEY	82	4
*ADAM HENRIQUE	NEW JERSEY	74	3
TOMAS PLEKANEC	MONTREAL	81	3
MIKKO KOIVU	MINNESOTA	55	3
WILLIE MITCHELL	LOS ANGELES	76	3
CRAIG ADAMS	PITTSBURGH	82	3

2011-12 SHORT HANDED POINTS

NAME	TEAM	GP	SHP
*ADAM HENRIQUE	NEW JERSEY	74	7
ZACH PARISE	NEW JERSEY	82	7
TOMAS PLEKANEC	MONTREAL	81	6
JORDAN STAAL	PITTSBURGH	62	5
ILYA KOVALCHUK	NEW JERSEY	77	5
DAINIUS ZUBRUS	NEW JERSEY	82	5
ERIC STAAL	CAROLINA	82	5

2011-12 FINAL REGULAR SEASON STANDINGS

2011-12 GAME WINNING GOALS

NAME	TEAM	GP	GW
STEVEN STAMKOS	TAMPA BAY	82	12
RADIM VRBATA	PHOENIX	77	12
JOHAN FRANZEN	DETROIT	77	10
EVGENI MALKIN	PITTSBURGH	75	9
RYAN CALLAHAN	NY RANGERS	76	9
BRAD RICHARDS	NY RANGERS	82	9
PATRICK SHARP	CHICAGO	74	8
PATRICK MARLEAU	SAN JOSE	82	8
PASCAL DUPUIS	PITTSBURGH	82	8
JOHN TAVARES	NY ISLANDERS	82	8

2011-12 SHOTS LEADERS

NAME	TEAM	GP	S
EVGENI MALKIN	PITTSBURGH	75	339
JAMES NEAL	PITTSBURGH	80	329
ILYA KOVALCHUK	NEW JERSEY	77	310
RICK NASH	COLUMBUS	82	306
ALEX OVECHKIN	WASHINGTON	78	303
STEVEN STAMKOS	TAMPA BAY	82	303

2011-12 SHOOTING PERCENTAGE (MIN 82 SHOTS)

NAME	TEAM	GP	G	S	%
CURTIS GLENCROSS	CALGARY	67	26	110	23.6
STEVEN STAMKOS	TAMPA BAY	82	60	303	19.8
JIRI HUDLER	DETROIT	81	25	127	19.7
KYLE WELLWOOD	WINNIPEG	77	18	93	19.4
JORDAN EBERLE	EDMONTON	78	34	180	18.9
NATHAN HORTON	BOSTON	46	17	90	18.9

2011-12 PLUS/MINUS LEADERS

NAME	TEAM	GP	+/-
PATRICE BERGERON	BOSTON	81	36
TYLER SEGUIN	BOSTON	81	34
ZDENO CHARA	BOSTON	79	33
CHRIS KELLY	BOSTON	82	33
BRAD MARCHAND	BOSTON	76	31

2011-12 GOALTENDING LEADERS [MIN. 25 GPI]

GOALS AGAINST AVERAGE

GOALTENDER	TEAM	GPI	MINS	GA	AVG
BRIAN ELLIOTT	ST. LOUIS	38	2235	58	1.56
JONATHAN QUICK	LOS ANGELES	69	4899	133	1.95
CORY SCHNEIDER	VANCOUVER	33	1833	60	1.96
HENRIK LUNDQVIST	NY RANGERS	62	3754	123	1.97
JAROSLAV HALAK	ST. LOUIS	46	2747	90	1.97

WINS

GOALTENDER	TEAM	GPI	MINS	W	L	OT
PEKKA RINNE	NASHVILLE	73	4169	43	18	8
MARC-ANDRE FLEURY	PITTSBURGH	67	3896	42	17	4
HENRIK LUNDQVIST	NY RANGERS	62	3754	39	18	5
MIKE SMITH	PHOENIX	67	3903	38	18	10
TIM THOMAS	BOSTON	59	3352	35	19	1
JIMMY HOWARD	DETROIT	57	3360	35	17	4
JONATHAN QUICK	LOS ANGELES	69	4099	35	21	13
MIKKA KIPRUSOFF	CALGARY	70	4128	35	22	11

SAVE PERCENTAGE

GOALTENDER	TEAM	GPI	MINS	GA	SA	SPCTG	W	L	OT
BRIAN ELLIOTT	ST. LOUIS	38	2235	58	972	0.94	23	10	4
CORY SCHNEIDER	VANCOUVER	33	1833	60	945	0.937	20	8	1
MIKE SMITH	PHOENIX	67	3903	144	2066	0.93	38	18	10
HENRIK LUNDQVIST	NY RANGERS	62	3754	123	1753	0.93	39	18	5
JONATHAN QUICK	LOS ANGELES	69	4099	133	1863	0.929	35	21	13

SHUTOUTS

GOALTENDER	TEAM	GPI	MINS	SO	W	L	OT
JONATHAN QUICK	LOS ANGELES	69	4099	10	35	21	13
BRIAN ELLIOTT	ST. LOUIS	38	2235	9	23	10	4
HENRIK LUNDQVIST	NY RANGERS	62	3754	8	39	18	5
MIKE SMITH	PHOENIX	67	3903	8	38	18	10
JAROSLAV HALAK	ST. LOUIS	46	2747	6	26	12	7
JIMMY HOWARD	DETROIT	57	3360	6	35	17	4
ILYA BRYZGALOV	PHILADELPHIA	59	3415	6	33	16	7
RYAN MILLER	BUFFALO	61	3536	6	31	21	7
ANTTI NIEMI	SAN JOSE	68	3936	6	34	22	9

2012 STANLEY CUP PLAYOFF RESULTS

CONFERENCE QUARTERFINALS

EASTERN CONFERENCE

RANGERS	4	SENATORS	3
CAPITALS	4	BRUINS	3
DEVILS	4	PANTHERS	3
FLYERS	4	PENGUINS	2

CONFERENCE SEMIFINALS

EASTERN CONFERENCE

RANGERS	4	CAPITALS	3
DEVILS	4	FLYERS	1

CONFERENCE FINALS

EASTERN CONFERENCE

DEVILS	4	RANGERS	2
--------	---	---------	---

CONFERENCE QUARTERFINALS

WESTERN CONFERENCE

KINGS	4	CANUCKS	1
BLUES	4	SHARKS	1
COYOTES	4	BLACKHAWKS	2
PREDATORS	4	RED WINGS	1

CONFERENCE SEMIFINALS

WESTERN CONFERENCE

KINGS	4	BLUES	0
COYOTES	4	PREDATORS	1

CONFERENCE FINALS

WESTERN CONFERENCE

KINGS	4	COYOTES	2
-------	---	---------	---

STANLEY CUP FINAL

KINGS	4	DEVILS	2
-------	---	--------	---

2011-12 NHL AWARD WINNERS

HART MEMORIAL TROPHY

Most Valuable Player – Regular Season
Evgeni Malkin, Pittsburgh Penguins

JAMES NORRIS MEMORIAL TROPHY

Best Defenseman
Erik Karlsson, Ottawa Senators

VEZINA TROPHY

Best Goaltender
Henrik Lundqvist, NY Rangers

FRANK J. SELKE TROPHY

Best Defensive Forward
Patrice Bergeron, Boston Bruins

CALDER MEMORIAL TROPHY

Rookie of the Year
Gabriel Landeskog, Colorado Avalanche

JACK ADAMS AWARD

Coach of the Year
Ken Hitchcock, St. Louis Blues

ART ROSS TROPHY

Regular Season Scoring Title
Evgeni Malkin, Pittsburgh Penguins

MAURICE "ROCKET" RICHARD TROPHY

Leading Goal Scorer – Regular Season
Steven Stamkos, Tampa Bay Lightning

WILLIAM M. JENNINGS TROPHY

Lowest Goals-Against Average – Team
Brian Elliott And Jaroslav Halak, St. Louis Blues

BILL MASTERTON MEMORIAL TROPHY

Perserverance, Sportsmanship and Dedication to Hockey
Max Pacioretty, Montreal Canadiens

KING CLANCY MEMORIAL TROPY

Leadership Qualities On And Off The Ice, Humanitarian
Daniel Alfredsson, Ottawa Senators

LADY BYNG MEMORIAL TROPHY

Best Sportsmanship And Gentlemanly Conduct
Brian Campbell, Florida Panthers

TED LINDSAY AWARD

Most Outstanding Player as Voted by Fellow NHLPA Members
Evgeni Malkin, Pittsburgh Penguins

CONN SMYTHE TROPHY

Most Valuable Player – Playoffs
Jonathan Quick, Los Angeles Kings

2011-12 NHL FIRST ALL-STAR TEAM

Goalie.....	Henrik Lundqvist.....	New York Rangers
Defense.....	Erik Karlsson	Ottawa Senators
Defense.....	Shea Weber.....	Nashville Predators
Center.....	Evgeni Malkin	Pittsburgh Penguins
Right Wing.....	James Neal	Pittsburgh Penguins
Left Wing	Ilya Kovalchuk.....	New Jersey Devils

2011-12 NHL SECOND ALL-STAR TEAM

Goalie.....	Jonathan Quick.....	Los Angeles Kings
Defense.....	Zdeno Chara	Boston Bruins
Defense.....	Alex Pietrangelo	St. Louis Blues
Center.....	Steven Stamkos	Tampa Bay Lightning
Right Wing.....	Marian Gaborik.....	New York Rangers
Left Wing	Ray Whitney	Phoenix Coyotes

2011-12 NHL ALL-ROOKIE TEAM

Goalie.....	Jhonas Enroth.....	Buffalo Sabres
Defense.....	Justin Faulk	Carolina Hurricanes
Defense.....	Jake Gardiner.....	Toronto Maple Leafs
Forward.....	Adam Henrique	New Jersey Devils
Forward.....	Gabriel Landeskog.....	Colorado Avalanche
Forward.....	Ryan Nugent-Hopkins	Edmonton Oilers

2011-12 FLYERS FINAL REGULAR SEASON SCORING

#	POS	PLAYER	GP	G	A	P	+/-	PIM	PP	SH	GW	OT	S	S%
28	R	CLAUDE GIROUX	77	28	65	93	6	29	6	0	5	2	242	11.6
19	L	SCOTT HARTNELL	82	37	30	67	19	136	16	0	6	1	232	15.9
68	R	JAROMIR JAGR	73	19	35	54	5	30	8	0	2	1	170	11.2
17	R	WAYNE SIMMONDS	82	28	21	49	-1	114	11	0	4	0	197	14.2
93	R	JAKUB VORACEK	78	18	31	49	11	32	0	0	2	0	190	9.5
48	R	DANNY BRIERE	70	16	33	49	5	69	4	0	3	2	174	9.2
24	R	*MATT READ	79	24	23	47	13	12	4	2	6	0	155	15.5
44	D	KIMMO TIMONEN	76	4	39	43	8	46	4	0	0	0	130	3.1
25	D	MATT CARLE	82	4	34	38	4	36	3	0	0	0	132	3
27	C	MAXIME TALBOT	81	19	15	34	5	59	1	2	2	0	115	16.5
14	C	*SEAN COUTURIER	77	13	14	27	18	14	0	2	4	0	116	11.2
41	D	ANDREJ MESZAROS	62	7	18	25	6	38	2	0	2	0	114	6.1
21	L	JAMES VAN RIEMSDYK	43	11	13	24	-1	24	2	0	1	0	121	9.1
5	D	BRAYDON COBURN	81	4	20	24	10	56	0	0	0	0	113	3.5
10	C	*BRAYDEN SCHENN	54	12	6	18	-7	34	4	0	3	0	97	12.4
13	D	PAVEL KUBINA	69	3	12	15	-2	74	0	0	1	0	75	4
20	D	CHRIS PRONGER	13	1	11	12	1	10	1	0	0	0	23	4.3
8	D	NICKLAS GROSSMANN	74	0	11	11	5	36	0	0	0	0	56	0
47	L	*ERIC WELLWOOD	24	5	4	9	12	2	0	0	1	0	36	13.9
36	C	ZAC RINALDO	66	2	7	9	-1	232	0	0	0	0	54	3.7
43	D	MARC-ANDRE BOURDON	45	4	3	7	4	52	0	0	2	0	45	8.9
29	L	*HARRY ZOLNIERCZYK	37	3	3	6	-11	35	0	0	0	0	49	6.1
6	D	ANDREAS LILJA	46	0	6	6	9	34	0	0	0	0	35	0
26	D	*ERIK GUSTAFSSON	30	1	4	5	12	2	0	0	0	0	18	5.6
45	L	JODY SHELLEY	30	0	1	1	-6	64	0	0	0	0	19	0
32	L	TOM SESTITO	14	0	1	1	-3	83	0	0	0	0	4	0
23	D	BRANDON MANNING	4	0	0	0	1	0	0	0	0	0	6	0
22	C	BEN HOLMSTROM	5	0	0	0	0	2	0	0	0	0	3	0
8	D	MATT WALKER	4	0	0	0	-2	16	0	0	0	0	2	0

#	GOALTENDER	GP	GS	W	L	OT	SA	GA	GAA	SV	SV%	SO	G	A	PIM
30	ILYA BRYZGALOV	59	57	33	16	7	1554	141	2.48	1413	0.909	6	0	2	4
35	SERGEI BOBROVSKY	29	25	14	10	2	769	78	3.02	691	0.899	0	0	0	0

* = Indicates Rookie

2011-12 PHILADELPHIA FLYERS GAME-BY-GAME RESULTS: OVERALL

NO.	DATE	OPP	GF	GA	W	L	OT	PTS	RECORD	PHL SCORERS	GW GOAL	GW GOALIE	ATTEND
1	10/6/11	@BOS	2	1	1	0	0	2	1-0	28p-93	VORACEK	BRYZGALOV	17,565
2	10/8/11	@NJD	3	0	2	0	0	4	2-0	17-24-28	GIROUX	BRYZGALOV	17,625
3	10/12/11	vs.VAN	5	4	3	0	0	6	3-0	20p-21-28p-93-41	MESZAROS	BRYZGALOV	19,632*
4	10/15/11	vs.LAK*	2	3	3	0	1	7	3-0-1	25p-48p	JOHNSON	QUICK	19,644*
5	10/18/11	@OTT	7	2	4	0	1	9	4-0-1	14-17p-21p-24-27-28p-29	GIROUX	BOBROVSKY	18,059
6	10/20/11	vs.WSH	2	5	4	1	1	9	4-1-1	28-14	HAMRLIK	VOKOUN	19,658*
7	10/22/11	vs.STL	2	4	4	2	1	9	4-2-1	25p-48	COLAIACOVO	ELLIOTT	19,593*
8	10/24/11	vs.TOR	4	2	5	2	1	11	5-2-1	68p-19p-19-68	HARTNELL	BOBROVSKY	19,569*
9	10/26/11	@MTL	1	5	5	3	1	11	5-3-1	68	KOSTITSYN	PRICE	21,273
10	10/27/11	vs.WPG	8	9	5	4	1	11	5-4-1	19-21-24-27-28p-48	LADD	PAVELEC	19,588*
11	10/29/11	vs.CAR	5	1	6	4	1	13	6-4-1	19-68-27s-28-68	JAGR	BRYZGALOV	19,683*
12	11/2/11	@BUF	3	2	7	4	1	15	7-4-1	14-21-19	HARTNELL	BRYZGALOV	18,299
13	11/3/11	vs.NJD**	3	4	7	4	2	16	7-4-2	27-28-36	ELIAS	HEDBERG	19,667*
14	11/5/11	vs.CBJ	9	2	8	4	2	18	8-4-2	14s-17-21-25-27-28-68p-93	TALBOT	BRYZGALOV	19,784*
15	11/9/11	@TBL*	1	2	8	4	3	19	8-4-3	19p	CONNOLLY	ROLOSON	19,204
16	11/13/11	@FLA	3	2	9	4	3	21	9-4-3	48-5-24s	READ	BRYZGALOV	15,215
17	11/14/11	@CAR	5	3	10	4	3	23	10-4-3	24-27-28-28-17p	SIMMONDS	BOBROVSKY	14,491
18	11/17/11	vs.PHX	2	1	11	4	3	25	11-4-3	21-24	READ	BRYZGALOV	19,610*
19	11/19/11	@WPG	4	6	11	5	3	25	11-5-3	19p19p-24-24	BYFUGLIEN	PAVELEC	15,004
20	11/21/11	vs.CAR	2	4	11	6	3	25	11-6-3	21-24p	LAROSE	WARD	19,632*
21	11/23/11	@NYI*	4	3	12	6	3	27	12-6-3	19p-41-48-48	BRIERE	BOBROVSKY	11,086
22	11/25/11	vs.MTL	3	1	13	6	3	29	13-6-3	28-93-28	VORACEK	BOBROVSKY	19,991*
23	11/26/11	@NYR	0	2	13	7	3	29	13-7-3	---	RICHARDS	LUNDQVIST	18,200
24	12/2/11	@ANA*	4	3	14	7	3	31	14-7-3	18-28p-68p-68p	GIROUX	BRYZGALOV	15,975
25	12/3/11	@PHX*	4	2	15	7	3	33	15-7-3	17-19p-24p-28	GIROUX	BRYZGALOV	14,913
26	12/7/11	@BUF	5	4	16	7	3	35	16-7-3	27-24-68-19-28	GIROUX	BRYZGALOV	18,690
27	12/8/11	vs.PIT	3	2	17	7	3	37	17-7-3	48-17p-19	HARTNELL	BRYZGALOV	19,936*
28	12/10/11	vs.TBL	5	2	18	7	3	39	18-7-3	48-68-17p-25p-19	SIMMONDS	BRYZGALOV	19,772*
29	12/13/11	@WSH	5	1	19	7	3	41	19-7-3	17-19-27-43-93	BOURDON	BRYZGALOV	18,506
30	12/15/11	@MTL	4	3	20	7	3	43	20-7-3	17-27-29-41	MESZAROS	BOBROVSKY	21,273
31	12/17/11	vs.BOS	0	6	20	8	3	43	20-8-3	---	POULIOT	THOMAS	19,948*
32	12/19/11	@COL**	2	3	20	8	4	44	20-8-4	19p-48	O'REILLY	GIGUERE	14,889
33	12/21/11	@DAL	4	1	21	8	4	46	21-8-4	17p-28-41-68p	SIMMONDS	BOBROVSKY	15,061
34	12/23/11	@NYR	2	4	21	9	4	46	21-9-4	21-41p	GABORIK	LUNDQVIST	18,200
35	12/27/11	@TBL	1	5	21	10	4	46	21-10-4	19	STAMKOS	GARON	19,204
36	12/29/11	@PIT	4	2	22	10	4	48	22-10-4	24-27-44p-68	READ	BOBROVSKY	18,602
37	1/2/12	vs.NYR	2	3	22	11	4	48	22-11-4	10-28	RICHARDS	LUNDQVIST	46,967*
38	1/5/12	vs.CHI	5	4	23	11	4	50	23-11-4	19-21p-21-29-93	VAN RIEMSDYK	BRYZGALOV	19,877*
39	1/7/12	vs.OTT*	3	2	24	11	4	52	24-11-4	48-48-48p	BRIERE	BRYZGALOV	19,792*
40	1/8/12	@OTT	4	6	24	12	4	52	24-12-4	14-24p-41-43	KUBA	ANDERSON	20,028
41	1/10/12	@CAR	2	1	25	12	4	54	25-12-4	10-14	COUTURIER	BOBROVSKY	14,511
42	1/12/12	@NYI	3	2	26	12	4	56	26-12-4	14-17-19p	COUTURIER	BOBROVSKY	11,751
43	1/14/12	@NSH	4	2	26	13	4	56	26-13-4	14-17	SPALLING	RINNE	17,113
44	1/17/12	vs.MIN	5	1	27	13	4	58	27-13-4	5-14s-19p-44p-93	COUTURIER	BRYZGALOV	19,787*
45	1/19/12	vs.NYI	1	4	27	14	4	58	27-14-4	24	BAILEY	NABAKOV	19,796*
46	1/21/12	@NJD	4	1	28	14	4	60	28-14-4	17-19p-19p-24	HARTNELL	BRYZGALOV	16,251
47	1/22/12	vs.BOS**	5	6	28	14	5	61	28-14-5	19-27-19p-19p-27p	SEGUIN	THOMAS	19,851*
48	1/24/12	@FLA**	3	2	29	14	5	63	29-14-5	10p-28-93	GIROUX	BOBROVSKY	17,737
49	1/31/12	vs.WPG**	1	2	29	14	6	64	29-14-6	10p	LITTLE	PAVELEC	19,874*
50	2/2/12	vs.NSH	4	1	30	14	6	66	30-14-6	17-17p-24-28	READ	BRYZGALOV	19,823*
51	2/4/12	vs.NJD	4	6	30	15	6	66	30-15-6	17-28p-68-93	PONIKAROVSKY	HEDBERG	19,862*
52	2/5/12	@NYR	2	5	30	16	6	66	30-16-6	10-17p	DEL ZOTTO	LUNDQVIST	18,200

2011-12 PHILADELPHIA FLYERS GAME-BY-GAME RESULTS: OVERALL

NO.	DATE	OPP	GF	GA	W	L	OT	PTS	RECORD	PHL SCORERS	GW GOAL	GW GOALIE	ATTEND
53	2/7/12	vs. NYI**	0	1	30	16	7	67	30-16-7	---	NIELSEN	NABAKOV	19,614*
54	2/9/12	vs. TOR	4	3	31	16	7	69	31-16-7	10-19-27-28	SCHENN	BOBROVSKY	19,684*
55	2/11/12	vs. NYR	2	5	31	17	7	69	31-17-7	17-28	CALLAHAN	LUNDQVIST	19,915*
56	2/12/12	@DET	3	4	31	18	7	69	31-18-7	10-27	FRANZEN	MACDONALD	20,066
57	2/16/12	vs. BUF	7	2	32	18	7	71	32-18-7	17p-17p-19-26-27-93	SIMMONDS	BRYZGALOV	19,725*
58	2/18/12	vs. PIT	4	6	32	19	7	71	32-19-7	17-47-68-68p	DUPUIS	FLEURY	19,958*
59	2/21/12	@WPG*	5	4	33	19	7	73	33-19-7	17-19p-27-28-68	JAGR	BRYZGALOV	15,004
60	2/23/12	@EDM	0	2	33	20	7	73	33-20-7	---	HALL	DUBNYK	16,839
61	2/25/12	@CGY**	5	4	34	20	7	75	34-20-7	5-19p-19-93	READ	BRYZGALOV	19,289
62	2/28/12	@SJS	0	1	34	21	7	75	34-21-7	---	CLOWE	NIEMI	17,562
63	3/1/12	vs. NYI	6	3	35	21	7	77	35-21-7	24-14-19-24-41p-68	READ	BRYZGALOV	19,674*
64	3/4/12	@WSH	1	0	36	21	7	79	36-21-7	47	WELLWOOD	BRYZGALOV	18,506
65	3/6/12	vs. DET	3	2	37	21	7	81	37-21-7	27s-28-93	TALBOT	BRYZGALOV	19,892*
66	3/8/12	vs. FLA	5	0	38	21	7	83	38-21-7	10p-19-24-47-68p	SCHENN	BRYZGALOV	19,675*
67	3/10/12	@TOR**	1	0	39	21	7	85	39-21-7	---	GIROUX	BRYZGALOV	19,559
68	3/11/12	@NJD	1	4	39	22	7	85	39-22-7	28	VOLCHENKOV	BRODEUR	15,107
69	3/13/12	vs. NJD	3	0	40	22	7	87	40-22-7	14-48-93	COUTURIER	BRYZGALOV	19,724*
70	3/15/12	@NYI	3	2	41	22	7	89	41-22-7	19-28-36	HARTNELL	BRYZGALOV	13,827
71	3/17/12	@BOS**	2	3	41	22	8	90	41-22-8	24p-93	BERGERON	THOMAS	17,565
72	3/18/12	vs. PIT*	3	2	42	22	8	92	42-22-8	19-19-44p	HARTNELL	BRYZGALOV	19,927*
73	3/20/12	vs. FLA	1	2	42	23	8	92	42-23-8	47	BERGENHEIM	CLEMMENSEN	19,568*
74	3/22/12	vs. WSH**	2	1	43	23	8	94	43-23-8	17-28	SIMMONDS	BRYZGALOV	19,948*
75	3/24/12	vs. MTL	4	1	44	23	8	96	44-23-8	24-44p-48p-48p	BRIERE	BRYZGALOV	19,931*
76	3/26/12	vs. TBL	3	5	44	24	8	96	44-24-8	17-19p-24	WYMAN	ROLOSON	19,590*
77	3/29/12	@TOR	7	1	45	24	8	98	45-24-8	10-10p-17-24s-47-93	SCHENN	BOBROVSKY	19,415
78	3/31/12	vs. OTT**	3	4	45	24	9	99	45-24-9	17-14-5	SPEZZA	ANDERSON	19,822*
79	4/1/12	@PIT	6	4	46	24	9	101	46-24-9	28-27-17p-93-43-93	BOURDON	BOBROVSKY	18,601
80	4/3/12	vs. NYR	3	5	46	25	9	101	46-25-9	93-17p-19	CALLAHAN	LUNDQVIST	19,898*
81	4/5/12	vs. BUF	2	1	47	25	9	103	47-25-9	43-24	READ	BRYZGALOV	19,873*
82	4/7/12	@PIT	2	4	47	26	9	103	47-26-9	10-68p	CROSBY	JOHNSON	18,616

* = Overtime, ** = Shoot Out, p = Power Play Goal, s = Shorthanded Goal, OT = Overtime Loss, SO = Shoot Out Loss

2011-12 PHILADELPHIA FLYERS GAME-BY-GAME RESULTS: HOME

NO.	DATE	OPP	GF	GA	W	L	OT	PTS	RECORD	PHL SCORERS	GW GOAL	GW GOALIE	ATTEND
1	10/12/11	VAN	5	4	3	0	0	6	3-0	20p-21-28p-93-41	MESZAROS	BRYZGALOV	19,632*
2	10/15/11	LAK*	2	3	3	0	1	7	3-0-1	25p-48p 27-28p-29	JOHNSON	QUICK	19,644*
3	10/20/11	WSH	2	5	4	1	1	9	4-1-1	28-14	HAMRLIK	VOKOUN	19,658*
4	10/22/11	STL	2	4	4	2	1	9	4-2-1	25p-48	COLAIACOVO	ELLIOTT	19,593*
5	10/24/11	TOR	4	2	5	2	1	11	5-2-1	68p-19p-19-68	HARTNELL	BOBROVSKY	19,569*
6	10/27/11	WPG	8	9	5	4	1	11	5-4-1	19-21-24-27-28p-48	LADD	PAVELEC	19,588*
7	10/29/11	CAR	5	1	6	4	1	13	6-4-1	19-68-27s-28-68	JAGR	BRYZGALOV	19,683*
8	11/3/11	NJD**	3	4	7	4	2	16	7-4-2	27-28-36	ELIAS	HEDBERG	19,667*
9	11/5/11	CBJ	9	2	8	4	2	18	8-4-2	14s-17-21-25 27-28-68p-93	TALBOT	BRYZGALOV	19,784*
10	11/17/11	PHX	2	1	11	4	3	25	11-4-3	21-24	READ	BRYZGALOV	19,610*
11	11/21/11	CAR	2	4	11	6	3	25	11-6-3	21-24p	LAROSE	WARD	19,632*
12	11/25/11	MTL	3	1	13	6	3	29	13-6-3	28-93-28	VORACEK	BOBROVSKY	19,991*
13	12/8/11	PIT	3	2	17	7	3	37	17-7-3	48-17p-19	HARTNELL	BRYZGALOV	19,938*
14	12/10/11	TBL	5	2	18	7	3	39	18-7-3	48-68-17p-25p-19	SIMMONDS	BRYZGALOV	19,772*
15	12/17/11	BOS	0	6	20	8	3	43	20-8-3	---	POULIOT	THOMAS	19,948*
16	1/2/12	NYR	2	3	22	11	4	48	22-11-4	10-28	RICHARDS	LUNDQVIST	46,967*
17	1/5/12	CHI	5	4	23	11	4	50	23-11-4	19-21p-21-29-93	VAN RIEMSDYK	BRYZGALOV	19,877*
18	1/7/12	OTT*	3	2	24	11	4	52	24-11-4	48-48-48p	BRIERE	BRYZGALOV	19,792*
19	1/17/12	MIN	5	1	27	13	4	58	27-13-4	5-14s-19p-44p-93	COUTURIER	BRYZGALOV	19,787*
20	1/19/12	NYI	1	4	27	14	4	58	27-14-4	24	BAILEY	NABAKOV	19,796*
21	1/22/12	BOS**	5	6	28	14	5	61	28-14-5	19-27-19p-19p-27p	SEGUIN	THOMAS	19,851*
22	1/31/12	WPG**	1	2	29	14	6	64	29-14-6	10p	LITTLE	PAVELEC	19,874*
23	2/2/12	NSH	4	1	30	14	6	66	30-14-6	17-17p-24-28	READ	BRYZGALOV	19,823*
24	2/4/12	NJD	4	6	30	15	6	66	30-15-6	17-28p-68-93	PONIKAROVSKY	HEDBERG	19,862*
25	2/7/12	NYI**	0	1	30	16	7	67	30-16-7	---	NIELSEN	NABAKOV	19,614*
26	2/9/12	TOR	4	3	31	16	7	69	31-16-7	10-19-27-28	SCHENN	BOBROVSKY	19,684*
27	2/11/12	NYR	2	5	31	17	7	69	31-17-7	17-28	CALLAHAN	LUNDQVIST	19,915*
28	2/16/12	BUF	7	2	32	18	7	71	32-18-7	17p-17p-19-26-27-93	SIMMONDS	BRYZGALOV	19,725*
29	2/18/12	PIT	4	6	32	19	7	71	32-19-7	17-47-68-68p	DUPUIS	FLEURY	19,958*
30	3/1/12	NYI	6	3	35	21	7	77	35-21-7	24-14-19-24-41p-68	READ	BRYZGALOV	19,674*
31	3/6/12	DET	3	2	37	21	7	81	37-21-7	27s-28-93	TALBOT	BRYZGALOV	19,892*
32	3/8/12	FLA	5	0	38	21	7	83	38-21-7	10p-19-24-47-68p	SCHENN	BRYZGALOV	19,675*
33	3/13/12	NJD	3	0	40	22	7	87	40-22-7	14-48-93	COUTURIER	BRYZGALOV	19,724*
34	3/18/12	PIT*	3	2	42	22	8	92	42-22-8	19-19-44p	HARTNELL	BRYZGALOV	19,927*
35	3/20/12	FLA	1	2	42	23	8	92	42-23-8	47	BERGENHEIM	CLEMMENSEN	19,568*
36	3/22/12	WSH**	2	1	43	23	8	94	43-23-8	17-28	SIMMONDS	BRYZGALOV	19,948*
37	3/24/12	MTL	4	1	44	23	8	96	44-23-8	24-44p-48p-48p	BRIERE	BRYZGALOV	19,931*
38	3/26/12	TBL	3	5	44	24	8	96	44-24-8	17-19p-24	WYMAN	ROLOSON	19,590*
39	3/31/12	OTT**	3	4	45	24	9	99	45-24-9	17-14-5	SPEZZA	ANDERSON	19,822*
40	4/3/12	NYR	3	5	46	25	9	101	46-25-9	93-17p-19	CALLAHAN	LUNDQVIST	19,898*
41	4/5/12	BUF	2	1	47	25	9	103	47-25-9	43-24	READ	BRYZGALOV	19,873*

* = Overtime, ** = Shoot Out, p = Power Play Goal, s = Shorthanded Goal, OT = Overtime Loss, SO = Shoot Out Loss

2011-12 PHILADELPHIA FLYERS GAME-BY-GAME RESULTS: ROAD

NO.	DATE	OPP	GF	GA	W	L	OT	PTS	RECORD	PHL SCORERS	GW GOAL	GW GOALIE	ATTEND
1	10/6/11	BOS	2	1	1	0	0	2	1-0	28p-93	VORACEK	BRYZGALOV	17,565
2	10/8/11	NJD	3	0	2	0	0	4	2-0	17-24-28	GIROUX	BRYZGALOV	17,625
3	10/18/11	OTT	7	2	4	0	1	9	4-0-1	14-17p-21p-24-27-28p-29	GIROUX	BOBROVSKY	18,059
4	10/26/11	MTL	1	5	5	3	1	11	5-3-1	68	KOSTITSYN	PRICE	21,273
5	11/2/11	BUF	3	2	7	4	1	15	7-4-1	14-21-19 27-28-68p-93	HARTNELL	BRYZGALOV	18,299
6	11/9/11	TBL*	1	2	8	4	3	19	8-4-3	19p	CONNOLLY	ROLOSON	19,204
7	11/13/11	FLA	3	2	9	4	3	21	9-4-3	48-5-24s	READ	BRYZGALOV	15,215
8	11/14/11	CAR	5	3	10	4	3	23	10-4-3	24-27-28-28-17p	SIMMONDS	BOBROVSKY	14,491
9	11/19/11	WPG	4	6	11	5	3	25	11-5-3	19p19p-24-24	BYFUGLIEN	PAVELEC	15,004
10	11/23/11	NYI*	4	3	12	6	3	27	12-6-3	19p-41-48-48	BRIERE	BOBROVSKY	11,086
11	11/26/11	NYR	0	2	13	7	3	29	13-7-3	---	RICHARDS	LUNDQVIST	18,200
12	12/2/11	ANA*	4	3	14	7	3	31	14-7-3	18-28p-68p-68p	GIROUX	BRYZGALOV	15,975
13	12/3/11	PHX*	4	2	15	7	3	33	15-7-3	17-19p-24p-28	GIROUX	BRYZGALOV	14,913
14	12/7/11	BUF	5	4	16	7	3	35	16-7-3	27-24-68-19-28	GIROUX	BRYZGALOV	18,690
15	12/13/11	WSH	5	1	19	7	3	41	19-7-3	17-19-27-43-93	BOURDON	BRYZGALOV	18,506
16	12/15/11	MTL	4	3	20	7	3	43	20-7-3	17-27-29-41	MESZAROS	BOBROVSKY	21,273
17	12/19/11	COL**	2	3	20	8	4	44	20-8-4	19p-48	O'REILLY	GIGUERE	14,889
18	12/21/11	DAL	4	1	21	8	4	46	21-8-4	17p-28-41-68p	SIMMONDS	BOBROVSKY	15,061
19	12/23/11	NYR	2	4	21	9	4	46	21-9-4	21-41p	GABORIK	LUNDQVIST	18,200
20	12/27/11	TBL	1	5	21	10	4	46	21-10-4	19	STAMKOS	GARON	19,204
21	12/29/11	PIT	4	2	22	10	4	48	22-10-4	24-27-44p-68	READ	BOBROVSKY	18,602
22	1/8/12	OTT	4	6	24	12	4	52	24-12-4	14-24p-41-43	KUBA	ANDERSON	20,028
23	1/10/12	CAR	2	1	25	12	4	54	25-12-4	10-14	COUTURIER	BOBROVSKY	14,511
24	1/12/12	NYI	3	2	26	12	4	56	26-12-4	14-17-19p	COUTURIER	BOBROVSKY	11,751
25	1/14/12	NSH	4	2	26	13	4	56	26-13-4	14-17	SPALLING	RINNE	17,113
26	1/21/12	NJD	4	1	28	14	4	60	28-14-4	17-19p-19p-24	HARTNELL	BRYZGALOV	16,251
27	1/24/12	FLA**	3	2	29	14	5	63	29-14-5	10p-28-93	GIROUX	BOBROVSKY	17,737
28	2/5/12	NYR	2	5	30	16	6	66	30-16-6	10-17p	DEL ZOTTO	LUNDQVIST	18,200
29	2/12/12	DET	3	4	31	18	7	69	31-18-7	10-27	FRANZEN	MACDONALD	20,066
30	2/21/12	WPG*	5	4	33	19	7	73	33-19-7	17-19p-27-28-68	JAGR	BRYZGALOV	15,004
31	2/23/12	EDM	0	2	33	20	7	73	33-20-7	--	HALL	DUBNYK	16,839
32	2/25/12	CGY**	5	4	34	20	7	75	34-20-7	5-19p-19-93	READ	BRYZGALOV	19,289
33	2/28/12	SJS	0	1	34	21	7	75	34-21-7	--	CLOWE	NIEMI	17,562
34	3/4/12	WSH	1	0	36	21	7	79	36-21-7	47	WELLWOOD	BRYZGALOV	18,506
35	3/10/12	TOR**	1	0	39	21	7	85	39-21-7	--	GIROUX	BRYZGALOV	19,559
36	3/11/12	NJD	1	4	39	22	7	85	39-22-7	28	VOLCHENKOV	BRODEUR	15,107
37	3/15/12	NYI	3	2	41	22	7	89	41-22-7	19-28-36	HARTNELL	BRYZGALOV	13,827
38	3/17/12	BOS**	2	3	41	22	8	90	41-22-8	24p-93	BERGERON	THOMAS	17,565
39	3/29/12	TOR	7	1	45	24	8	98	45-24-8	10-10p-17-24s-47-93	SCHENN	BOBROVSKY	19,415
40	4/1/12	PIT	6	4	46	24	9	101	46-24-9	28-27-17p-93-43-93	BOURDON	BOBROVSKY	18,601
41	4/7/12	PIT	2	4	47	26	9	103	47-26-9	10-68p	CROSBY	JOHNSON	18,616

* = Overtime, ** = Shoot Out, p = Power Play Goal, s = Shorthanded Goal, OT = Overtime Loss, SO = Shoot Out Loss

2012 FLYERS STANLEY CUP PLAYOFFS SCORING

#	POS	Player	GP	G	A	P	+/-	PIM	PP	SH	GW	OT	S	S%
28	R	Claude Giroux	10	8	9	17	2	13	3	2	0	0	36	22.2
48	R	Danny Briere	11	8	5	13	-6	4	1	0	1	1	26	30.8
93	R	Jakub Voracek	11	2	8	10	0	8	1	0	1	1	20	10
10	C	Brayden Schenn	11	3	6	9	-3	8	2	0	0	0	11	27.3
19	L	Scott Hartnell	11	3	5	8	-7	15	3	0	1	0	27	11.1
68	R	Jaromir Jagr	11	1	7	8	-5	2	0	0	1	0	26	3.8
27	C	Maxime Talbot	11	4	2	6	5	10	1	2	0	0	15	26.7
25	D	Matt Carle	11	2	4	6	-3	6	1	0	0	0	19	10.5
17	R	Wayne Simmonds	11	1	5	6	-6	38	1	0	0	0	16	6.3
24	R	Matt Read	11	3	2	5	0	4	1	0	1	0	8	37.5
14	C	Sean Couturier	11	3	1	4	2	2	0	0	0	0	18	16.7
44	D	Kimmo Timonen	11	1	3	4	1	23	1	0	0	0	11	9.1
5	D	Braydon Coburn	11	0	4	4	0	8	0	0	0	0	12	0
26	D	Erik Gustafsson	7	1	1	2	4	2	0	0	0	0	9	11.1
21	L	James van Riemsdyk	7	1	1	2	-2	4	0	0	0	0	9	11.1
8	D	Nicklas Grossmann	9	0	1	1	0	8	0	0	0	0	3	0
13	D	Pavel Kubina	5	0	1	1	-3	12	0	0	0	0	5	0
41	D	Andrej Meszaros	1	0	0	0	0	0	0	0	0	0	2	0
43	D	Marc-Andre Bourdon	1	0	0	0	0	0	0	0	0	0	0	0
6	D	Andreas Lilja	10	0	0	0	-5	6	0	0	0	0	11	0
36	C	Zac Rinaldo	5	0	0	0	-2	48	0	0	0	0	2	0
47	L	Eric Wellwood	11	0	0	0	-1	2	0	0	0	0	13	0

2012 FLYERS STANLEY CUP PLAYOFFS GAME-BY-GAME RESULTS

OVERALL RESULTS

GM	DATE	OPP	GF	GA	W	L	OT	PTS	RECORD	FLYERS GOALSCORERS	WINNING GOAL	WINNING GOALTENDER	ATTEND
1	04/11/12*	@PIT	4	3	1	0	0	2	1-0	48-48-10p-93	VORACEK	BRYZGALOV	18,565
2	04/13/12	@PIT	8	5	2	0	0	4	2-0	27s-28p-28s-14-14-68-14-28	JAGR	BRYZGALOV	18,626
3	04/15/12	PIT	8	4	3	0	0	6	3-0	27s-48p-48-24-24p-17p-28-27p	READ	BRYZGALOV	20,092
4	04/18/12	PIT	3	10	3	1	0	6	3-1	28p-44p-93p	STAAL	FLEURY	20,172
5	04/20/12	@PIT	2	3	3	2	0	6	3-2	25p-19p	KENNEDY	FLEURY	18,628
6	04/22/12	PIT	5	1	4	2	0	8	4-2	28-19p-26-48-10	HARTNELL	BRYZGALOV	20,127
7	04/29/12	NJD	4	3	5	2	0	10	5-2	48-21-28p-48	BRIERE	BRYZGALOV	19,972
8	05/02/12	NJD	1	4	5	3	0	10	5-3	24	CLARKSON	BRODEUR	20,131
9	05/03/12*	@NJD	3	4	5	3	1	11	5-3-1	10p-25-48	PONIKAROVSKY	BRODEUR	17,625
10	05/06/12	@NJD	2	4	5	4	1	11	5-4-1	19p-28s	ZUBRUS	BRODEUR	17,625
11	05-08/12	NJD	1	3	5	5	1	11	5-5-1	27	CLARKSON	BRODEUR	19,818

HOME RESULTS

GM	DATE	OPP	GF	GA	W	L	OT	PTS	RECORD	FLYERS GOALSCORERS	WINNING GOAL	WINNING GOALTENDER	ATTEND
3	04/15/12	PIT	8	4	3	0	0	6	3-0	27s-48p-48-24-24p-17p-28-27p	READ	BRYZGALOV	20,092
4	04/18/12	PIT	3	10	3	1	0	6	3-1	28p-44p-93p	STAAL	FLEURY	20,172
6	04/22/12	PIT	5	1	4	2	0	8	4-2	28-19p-26-48-10	HARTNELL	BRYZGALOV	20,127
7	04/29/12	NJD	4	3	5	2	0	10	5-2	48-21-28p-48	BRIERE	BRYZGALOV	19,972
8	05/02/12	NJD	1	4	5	3	0	10	5-3	24	CLARKSON	BRODEUR	20,131
11	05-08/12	NJD	1	3	5	5	1	11	5-5-1	27	CLARKSON	BRODEUR	19,818

ROAD RESULTS

GM	DATE	OPP	GF	GA	W	L	OT	PTS	RECORD	FLYERS GOALSCORERS	WINNING GOAL	WINNING GOALTENDER	ATTEND
1	04/11/12*	@PIT	4	3	1	0	0	2	1-0	48-48-10p-93	VORACEK	BRYZGALOV	18,565
2	04/13/12	@PIT	8	5	2	0	0	4	2-0	27s-28p-28s-14-14-68-14-28	JAGR	BRYZGALOV	18,626
5	04.20/12	@PIT	2	3	3	2	0	6	3-2	25p-19p	KENNEDY	FLEURY	18,628
9	05/03/12*	@NJD	3	4	5	3	1	11	5-3-1	10p-25-48	PONIKAROVSKY	BRODEUR	17,625
10	05/06/12	@NJD	2	4	5	4	1	11	5-4-1	19p-28s	ZUBRUS	BRODEUR	17,625

FLYERS VS. ANAHEIM DUCKS

2011-12 RESULTS: WON-1; LOST-1 ; OTL-0

DATE	GAME NO.	FLYERS GOALSCORERS					GOALTENDERS					WINNING GOAL		
12-2-11	24	FLYERS 4 AT ANAHEIM 3					68P, 68P, 19,28P					BRYZGALOV(W)/HILLER(L)		GIROUX
FLYERS DUCKS	GP	W	L	OT	PTS	GF	GA	SO	PPG	SHG	PIM			
	1	1	0	0	0	2	4	3	0	3	0	10		
	1	0	0	1	1	3	4	0	1	0	22			
GOALS BY PERIOD:		1ST	2ND	3RD	OT	TOTAL	SHOTS BY PERIOD:		1ST	2ND	3RD	OT	TOTAL	
FLYERS		0	1	2	1	4	FLYERS		12	14	13	8	47	
DUCKS		2	1	0	0	3	DUCKS		8	9	4	1	22	

INDIVIDUAL SCORING:

FLYERS	GP	G	A	TP	+/-	PIM	PP	SH	ANAHEIM	GP	G	A	TP	+/-	PIM	PP	SH
KIMMO TIMONEN	1	0	3	3	1	2	0	0	TEEMU SELANNE	1	1	1	2	1	0	0	0
JAROMIR JAGR	1	2	1	3	0	2	2	0	ANDREW COGLIANO	1	1	1	2	0	0	0	0
DANNY BRIERE	1	0	2	2	0	0	0	0	SAKU KOIVU	1	0	2	2	1	4	0	0
CLAUDE GIROUX	1	1	1	2	0	0	1	0	ANDREW GORDON	1	1	0	1	1	0	0	0
SCOTT HARTNELL	1	1	1	2	0	0	0	0	MATT BELESKEY	1	0	1	1	1	6	0	0
BRAYDON COBURN	1	0	0	0	0	0	0	0	BEN MAXWELL	1	0	1	1	1	0	0	0
BRAYDEN SCHENN	1	0	0	0	-1	0	0	0	MAXIME MACENAUER	1	0	1	1	1	0	0	0
SEAN COUTURIER	1	0	0	0	0	0	0	0	DEVANTE SMITH-PELLY	1	0	1	1	0	2	0	0
WAYNE SIMMONDS	1	0	0	0	0	0	0	0	BOBBY RYAN	1	0	0	0	-1	0	0	0
MATT READ	1	0	0	0	0	0	0	0	COREY PERRY	1	0	0	0	-1	0	0	0
MATT CARLE	1	0	0	0	0	0	0	0	NIKLAS HAGMAN	1	0	0	0	0	0	0	0
MAXIME TALBOT	1	0	0	0	-1	0	0	0	RYAN GETZLAF	1	0	0	0	-1	6	0	0
HARRY ZOLNIERCZYK	1	0	0	0	0	2	0	0	SHELDON BROOKBANK	1	0	0	0	0	0	0	0
ZAC RINALDO	1	0	0	0	0	0	0	0	FRANCOIS BEAUCHEMIN	1	0	0	0	-1	2	0	0
ANDREJ MESZAROS	1	0	0	0	0	2	0	0	TONI LYDMAN	1	0	0	0	2	0	0	0
MARC-ANDRE BOURDON	1	0	0	0	-2	0	0	0	NATE GUENIN	1	0	0	0	0	2	0	0
KEVIN MARSHALL	1	0	0	0	-1	0	0	0	CAM FOWLER	1	0	0	0	-1	0	0	0
JAKUB VORACEK	1	0	0	0	-1	2	0	0	LUCA SBISA	1	0	0	0	2	0	0	0

GOALTENDING RECORD:

FLYERS	GP	MIN	GA	AVG	EN	SO	W	L	OT	SHOTS	SAVE %
ILYA BRYZGALOV	1	63:29	3	3.0	0	0	1	0	0	22	.864
TEAM TOTALS	1	63:29	3	3.0	0	0	1	0	0	22	.864
ANAHEIM	GP	MIN	GA	AVG	EN	SO	W	L	OT	SHOTS	SAVE %
JONAS HILLER	1	63:27	4	4.0	0	0	0	0	1	47	.915
TEAM TOTALS	1	63:27	4	4.0	0	0	0	0	1	47	.915

POWER PLAY

FLYERS	3	FOR	9	33.3%	DUCKS	1	FOR	3	33.3%
HOME	3	FOR	9	33.3%	HOME	0	FOR	0	0.0%
AWAY	0	FOR	0	0.0%	AWAY	1	FOR	2	33.3%

PENALTY KILLING

FLYERS	2	OF	3	66.7%	DUCKS	6	OF	9	66.7%
HOME	2	OF	3	66.7%	HOME	0	OF	0	0.0%
AWAY	0	OF	0	0.0%	AWAY	6	OF	9	66.7%

FLYERS VS. BOSTON BRUINS

2011-12 RESULTS: WON-1; LOST-1 ; OTL-2

DATE	GAME NO.	FLYERS GOALSCORERS	GOALTENDERS	WINNING GOAL
10-6-11	1	FLYERS 2 AT BRUINS 1 93, 28P	BRYZGALOV(W)/THOMAS(L)	VORACEK
12-17-11	31	BRUINS 6 AT FLYERS 0	BRYZGALOV(L)/BOBROVSKY/THOMAS(W)	SEGUIN
1-22-12	47	BRUINS 6 AT FLYERS 5 (SO) 27, 19P, 19, 19P, 27P	THOMAS (W)/BRYZGALOV(L)	SEGUIN
3-17-12	71	FLYERS 2 AT BRUINS 3 (SO) 24P, 93	BRYZGALOV(L)/THOMAS(W)	BERGERON

	GP	W	L	OT	PTS	GF	GA	SO	PPG	SHG	PIM
FLYERS	4	1	1	2	4	9	14	0	5	0	102
BRUINS	4	3	1	0	6	14	9	1	5	0	127

GOALS BY PERIOD:	1ST	2ND	3RD	OT	TOTAL	SHOTS BY PERIOD:	1ST	2ND	3RD	OT	TOTAL
FLYERS	3	4	2	0	9	FLYERS	44	44	34	5	127
BRUINS	10	1	3	0	14	BRUINS	48	31	45	6	130

INDIVIDUAL SCORING:

FLYERS	GP	G	A	TP	+/-	PIM	PP	SH	BOSTON	GP	G	A	TP	+/-	PIM	PP	SH
CLAUDE GIROUX	3	1	3	4	1	2	1	0	TYLER SEGUIN	4	3	3	6	1	4	1	0
SCOTT HARTNELL	4	3	0	3	1	9	2	0	BRAD MARCHAND	4	1	3	4	1	12	1	0
MAX TALBOT	4	2	0	2	-1	9	1	0	RICH PEVERLEY	3	0	4	4	2	2	0	0
JAKUB VORACEK	4	2	0	2	2	4	0	0	MILAN LUCIC	4	2	1	3	1	24	1	0
MATT READ	4	1	1	2	-4	0	1	0	PATRICE BERGERON	4	1	2	3	1	0	0	0
MATT CARLE	4	0	2	2	-3	0	0	0	DAVID KREJCI	4	1	2	3	0	2	0	0
WAYNE SIMMONDS	4	0	2	2	-3	4	0	0	BENOIT POULIOT	3	1	2	3	2	2	0	0
KIMMO TIMONEN	4	0	2	2	0	2	0	0	JOE CORVO	3	0	3	3	2	2	0	0
BRAYDON COBURN	4	0	1	1	-2	4	0	0	ZDENO CHARA	4	1	1	2	3	11	1	0
SEAN COUTURIER	4	0	1	1	-5	2	0	0	DANIEL PAILLE	4	1	1	2	1	0	0	0
DANNY BRIERE	3	0	1	1	1	4	0	0	ADAM MCQUAID	3	0	2	2	2	0	0	0
JAROMIR JAGR	3	0	1	1	0	2	0	0	CHRIS KELLY	4	1	0	1	2	11	0	0
ANDREJ MESZAROS	3	0	1	1	-1	0	0	0	GREGORY CAMPBELL	3	1	0	1	1	5	0	0
CHRIS PRONGER	1	0	1	1	0	0	0	0	NATHAN HORTON	3	1	0	1	-1	9	1	0
ZAC RINALDO	3	0	0	0	-1	26	0	0	DENNIS SEIDENBERG	4	0	1	1	1	2	0	0
MARC-ANDRE BOURDON	2	0	0	0	-2	2	0	0	ANDREW FERENC	3	0	1	1	0	0	0	0
ERIK GUSTAFSSON	2	0	0	0	0	0	0	0	BRIAN ROLSTON	1	0	1	1	1	0	0	0
ANDREAS LILJA	2	0	0	0	0	0	0	0	JOHNNY BOYCHUK	4	0	0	0	0	26	0	0
BRAYDEN SCHENN	2	0	0	0	0	5	0	0	SHAWN THORNTON	4	0	0	0	2	11	0	0
JODY SHELLEY	2	0	0	0	-2	10	0	0	JORDAN CARON	2	0	0	0	0	2	0	0
JAMES VAN RIEMSDYK	2	0	0	0	0	6	0	0	MATT BARTKOWSKI	1	0	0	0	0	0	0	0
HARRY ZOLNIERCZYK	2	0	0	0	-3	0	0	0	ZACH HAMILL	1	0	0	0	1	0	0	0
NICKLAS GROSSMANN	1	0	0	0	-1	0	0	0	STEVEN KAMPFER	1	0	0	0	0	0	0	0
BEN HOLMSTROM	1	0	0	0	0	0	0	0	GREG ZANON	1	0	0	0	2	0	0	0
TOM SESTITO	1	0	0	0	-1	5	0	0									
ERIC WELLWOOD	1	0	0	0	0	0	0	0									

GOALTENDING RECORD:

FLYERS	GP	MIN	GA	AVG	EN	SO	W	L	OT	SHOTS	SAVE %
ILYA BRYZGALOV	4	217	13	3.59	0	0	1	1	2	113	.885
SERGEI BOBROVSKY	1	33	1	1.83	0	0	0	0	0	17	.941
TEAM TOTALS	4	250	14	3.35	0	0	1	1	2	130	.892
BOSTON	GP	MIN	GA	AVG	EN	SO	W	L	OT	SHOTS	SAVE %
TIM THOMAS	4	249	9	2.17	0	1	3	1	0	127	.929
TEAM TOTALS	4	249	9	2.17	0	1	3	1	0	127	.929

POWER PLAY

FLYERS	5	FOR	22	22.7%	BRUINS	5	FOR	20	25.0%
HOME	3	FOR	14	21.4%	HOME	1	FOR	7	14.3%
AWAY	2	FOR	8	25.0%	AWAY	4	FOR	13	30.8%

PENALTY KILLING

FLYERS	15	OF	20	75.0%	BRUINS	17	OF	22	77.3%
HOME	9	OF	13	69.0%	HOME	6	OF	8	75.0%
AWAY	6	OF	7	85.7%	AWAY	11	OF	14	78.6%

FLYERS VS. BUFFALO SABRES

2011-12 RESULTS: WON-4; LOST-0 ; OTL-0

DATE	GAME NO.	FLYERS	GOALSCORERS	GOALTENDERS	WINNING GOAL
11/2/11	12	FLYERS 3 AT SABRES 2	14, 21, 19	BRYZGALOV(W), MILLER(L)	HARTNELL
12/7/11	26	FLYERS 5 AT SABRES 4	27, 24, 19, 68, 28(OT)	BRYZGALOV(W), MILLER(L)	GIROUX
2/16/11	57	SABRES 2 AT FLYERS 7	27, 17P, 17P, 26, 27, 93, 19	BRYZGALOV(W), MILLER(L)	HARTNELL
4/5/12	81	SABRES 1 AT FLYERS 2	43, 24	BRYZGALOV(W), MILLER(L)	READ

	GP	W	L	OT	PTS	GF	GA	SO	PPG	SHG	PIM
FLYERS	4	4	1	1	6	16	10	0	2	0	76
SABRES	4	0	3	0	3	10	16	0	2	0	58

GOALS BY PERIOD:	1ST	2ND	3RD	OT	TOTAL	SHOTS BY PERIOD:	1ST	2ND	3RD	OT	TOTAL
FLYERS	4	4	5	1	14	FLYERS	50	36	41	3	130
SABRES	5	2	2	0	9	SABRES	36	39	34	1	110

INDIVIDUAL SCORING:

FLYERS	GP	G	A	TP	+/-	PIM	PP	SH	BUFFALO	GP	G	A	TP	+/-	PIM	PP	SH
CLAUDE GIROUX	4	1	9	11	8	2	0	0	JASON POMINVILLE	4	1	3	4	-1	0	0	0
SCOTT HARTNELL	4	3	3	6	6	4	0	0	THOMAS VANEK	4	2	1	3	3	2	1	0
JAKUB VORACEK	4	1	3	4	3	4	0	0	LUKE ADAM	2	1	2	3	-1	0	0	0
MATT READ	3	2	1	3	2	0	0	0	DEREK ROY	4	0	2	2	-4	2	0	0
MAXIME TALBOT	4	3	0	3	3	0	0	0	DREW STAFFORD	4	2	1	2	0	0	0	0
ANDREAS LJLJA	3	0	2	2	4	2	0	0	VILLE LEINO	4	1	1	2	-3	0	1	0
SEAN COUTURIER	4	1	1	2	3	0	0	0	ANDREJ SEKERA	4	1	1	2	-2	0	0	0
WAYNE SIMMONDS	4	2	0	2	-1	4	2	0	ZACK KASSIAN	2	1	1	2	-1	5	0	0
MARC-ANDRE BOURDON	2	1	1	2	2	7	0	0	JORDAN LEOPOLD	3	0	1	1	-2	2	0	0
JAROMIR JAGR	3	1	1	2	2	2	0	0	ROBYN REGEHER	4	0	1	1	-5	2	0	0
JAMES VAN RIEMSDYK	2	1	1	2	2	2	0	0	NATHAN GERBE	3	0	1	1	-1	2	0	0
BRAYDON COBURN	4	0	1	1	3	7	0	0	TYLER MYERS	2	0	1	1	1	2	0	0
BRAYDEN SCHENN	2	0	1	1	-2	0	0	0	TYLER ENNIS	3	0	1	1	-3	0	0	0
MATT CARLE	4	0	1	1	1	0	0	0	MARC-ANDRE GRAGNANI	1	0	1	1	1	0	0	0
ZAC RINALDO	3	0	1	1	0	19	0	0	MIKE WEBER	3	0	0	0	-4	9	0	0
KIMMO TIMONEN	4	0	1	1	3	4	0	0	CHRISTIAN EHRRHOFF	3	0	0	0	-2	0	0	0
ERIC WELLWOOD	2	0	1	1	2	0	0	0	BRAD BOYES	2	0	0	0	-1	0	0	0
ERIK GUSTAFSSON	1	1	0	1	1	0	0	0	PAUL GAUSTAD	2	0	0	0	-2	4	0	0
PAVEL KUBINA	1	0	0	0	0	0	0	0	PATRICK KALETA	3	0	0	0	-2	2	0	0
JODY SHELLEY	3	0	0	0	-1	0	0	0	MATT ELLIS	3	0	0	0	-3	17	0	0
TOM SESTITO	1	0	0	0	0	5	0	0	CODY MCCORMICK	2	0	0	0	-1	0	0	0
DANNY BRIERE	2	0	0	0	-1	2	0	0	CODY HODGSON	1	0	0	0	0	0	0	0
HARRY ZOLNIERCZYK	1	0	0	0	0	0	0	0	COREY TROPP	2	0	0	0	-2	5	0	0
KEVIN MARSHALL	1	0	0	0	1	0	0	0	BRAYDEN MCNABB	2	0	0	0	-3	0	0	0
BEN HOLMSTROM	1	0	0	0	0	2	0	0	MARCUS FOLIGNO	1	0	0	0	-2	0	0	0
ANDREJ MESZAROS	1	0	0	0	1	2	0	0	T.J. BRENNAN	1	0	0	0	0	0	0	0
									JOE FINLEY	1	0	0	0	0	2	0	0
									JOCHEN HECHT	1	0	0	0	1	0	0	0

GOALTENDING RECORD:

FLYERS	GP	MIN	GA	AVG	EN	SO	W	L	OT	SHOTS	SAVE %
ILYA BRYZGALOV	4	301	9	1.79	0	0	4	0	0	110	.918
TEAM TOTALS	4	301	9	1.79	0	0	4	0	0	110	.918
BUFFALO	GP	MIN	GA	AVG	EN	SO	W	L	OT	SHOTS	SAVE %
RYAN MILLER	4	159	14	5.28	0	0	0	3	1	97	.855
JHONAS ENROTH	2	80	3	2.25	0	1	0	1	0	33	.909
TEAM TOTALS	4	239	17	3.77	0	1	0	4	1	130	.882

POWER PLAY

FLYERS	2	FOR	8	25.0%	SABRES	2	FOR	17	11.8%
HOME	2	FOR	4	50.0%	HOME	2	FOR	9	22.2%
AWAY	0	FOR	4	0.0%	AWAY	0	FOR	8	0.0%

PENALTY KILLING

FLYERS	15	OF	17	88.2%	SABRES	6	OF	10	60.0%
HOME	8	OF	8	100.0%	HOME	4	OF	4	100.0%
AWAY	7	OF	9	77.7%	AWAY	2	OF	4	50.0%

FLYERS VS. CALGARY FLAMES

2011-12 RESULTS: WON-1; LOST-0 ; OTL-0

DATE	GAME NO.	FLYERS GOALSCORERS					GOALTENDERS					WINNING GOAL READ					
2/25/12	61	FLYERS 5 AT CALGARY 4					93,5,19P,19,24					BRYZGALOV(W)/KIPRUSOFF(L)					
		GP	W	L	OT	PTS	GF	GA	SO	PPG	SHG	PIM					
FLYERS		1	1	0	1	2	5	4	0	1	0	11					
FLAMES		1	0	0	1	1	4	5	0	1	1	19					
GOALS BY PERIOD:		1ST	2ND	3RD	OT	TOTAL	SHOTS BY PERIOD:		1ST	2ND	3RD	OT	TOTAL				
FLYERS		0	2	2	1	5	FLYERS		15	15	13	2	45				
FLAMES		2	1	1	0	4	FLAMES		6	7	6	2	21				

INDIVIDUAL SCORING:

FLYERS	GP	G	A	TP	+/-	PIM	PP	SH	FLAMES	GP	G	A	TP	+/-	PIM	PP	SH
SCOTT HARTNELL	1	2	0	2	1	5	1	0	ALEX TANGUAY	1	1	1	2	2	0	0	0
MATT READ	1	1	1	2	1	0	0	0	TOM KOSTOPOULOS	1	1	0	1	0	0	0	1
CLAUDE GIROUX	1	0	2	2	1	2	0	0	MATT STAJAN	1	1	0	1	0	2	0	0
NICKLAS GROSSMANN	1	0	2	2	2	0	0	0	MARK GIORDANO	1	1	1	2	0	7	1	0
BRAYDON COBURN	1	1	0	1	1	0	0	0	LANCE BOUMA	1	0	1	1	-2	0	0	0
JAKUB VORACEK	1	1	0	1	1	2	0	0	JAY BOUWMEESTER	1	0	0	0	-2	2	0	0
MATT CARLE	1	0	1	1	0	0	0	0	CORY SARICH	1	0	0	0	0	0	0	0
ANDREJ MESZAROS	1	0	1	1	1	0	0	0	TJ BRODIE	1	0	0	0	1	0	0	0
KIMMO TIMONEN	1	0	0	1	-1	0	0	0	BLAKE COMEAU	1	0	0	0	0	0	0	0
DANNY BRIERE	1	0	0	0	-1	0	0	0	JAROME IGINLA	1	0	0	0	-1	0	0	0
SEAN COUTURIER	1	0	0	0	1	0	0	0	OLLI JOKINEN	1	0	0	0	-1	2	0	0
JAROMIR JAGR	1	0	0	0	-1	0	0	0	TIM JACKMAN	1	0	0	0	0	0	0	0
PAVEL KUBINA	1	0	0	0	-1	0	0	0	CURTIS GLENCROSS	1	0	0	0	0	4	0	0
ZAC RINALDO	1	0	0	0	1	0	0	0	SCOTT HANNAN	1	0	0	0	0	0	0	0
BRAYDEN SCHENN	1	0	0	0	0	0	0	0	GUILLAUME DESBIENS	1	0	0	0	0	0	0	0
WAYNE SIMMONDS	1	0	0	0	0	0	0	0	DEREK SMITH	1	0	0	0	-1	0	0	0
MAXIME TALBOT	1	0	0	0	0	2	0	0	ROMAN HORAK	1	0	0	0	0	0	0	0
JAMES VAN RIEMSDYK	1	0	0	0	-1	0	0	0	MIKE CAMMALLERI	1	0	0	0	-1	0	0	0

GOALTENDING RECORD:

FLYERS	GP	MIN	GA	AVG	EN	SO	W	L	OT	SHOTS	SAVE %
ILYA BRYZGALOV	1	64:36	4	3.69	0	0	1	0	0	21	.810
TEAM TOTALS	1	64:36	4	3.69	0	0	1	0	0	21	.810
CALGARY	GP	MIN	GA	AVG	EN	SO	W	L	OT	SHOTS	SAVE %
MIKKA KIPRUSOFF	1	65	5	4.61	0	0	0	0	1	45	.911
TEAM TOTALS	1	65	5	4.61	0	0	0	0	1	45	.911

POWER PLAY

FLYERS	2	FOR	8	25.0%	FLAMES	2	FOR	17	11.8%
HOME	2	FOR	4	50.0%	HOME	2	FOR	9	22.2%
AWAY	0	FOR	4	0.0%	AWAY	0	FOR	8	0.0%

PENALTY KILLING

FLYERS	2	OF	3	66.7%	FLAMES	6	OF	7	86.0%
HOME	0	OF	0	0.0%	HOME	6	OF	7	86.0%
AWAY	2	OF	3	66.7%	AWAY	0	OF	0	0.0%

FLYERS VS. CAROLINA HURRICANES

2011-12 RESULTS: WON-3; LOST-1 ; OTL-0

DATE	GAME NO.		FLYERS GOALSCORERS	GOALTENDERS	WINNING GOAL
10/29/11	11	HURRICANES 1 AT FLYERS 5	19,68,27S,28,68	BRYZGALOV(W)/BOUCHER(L)	JAGR
11/14/11	17	FLYERS 5 AT HURRICANES 3	28,27,28,17P,24	BOBROVSKY(W)/BOUCHER,WARD(L)	TALBOT
11/21/11	20	HURRICANES 4 AT FLYERS 2	21,24P	WARD(W)/BRYZGALOV(L)	LAROSE
1/10/12	41	FLYERS 2 AT HURRICANES 1	10,14	BOBROVSKY(W)/WARD(L)	COUTURIER

	GP	W	L	OT	PTS	GF	GA	SO	PPG	SHG	PIM
FLYERS	4	3	1	0	6	14	9	0	2	1	38
HURRICANES	4	1	3	0	2	9	14	0	3	2	46

GOALS BY PERIOD:	1ST	2ND	3RD	OT	TOTAL	SHOTS BY PERIOD:	1ST	2ND	3RD	OT	TOTAL
FLYERS	3	5	6	0	14	FLYERS	44	49	38	0	131
HURRICANES	3	5	1	0	9	HURRICANES	40	38	34	0	112

INDIVIDUAL SCORING:

FLYERS	GP	G	A	TP	+/-	PIM	PP	SH	CAROLINA	GP	G	A	TP	+/-	PIM	PP	SH
CLAUDE GIROUX	4	3	4	7	4	0	0	0	JUSI JOKINEN	4	1	3	4	-1	4	0	0
JAROMIR JAGR	3	2	2	4	5	4	0	0	CHAD LAROSE	3	1	3	4	-3	2	0	0
SCOTT HARTNELL	4	1	2	3	4	6	0	0	ALEXEI PONIKAROVSKY	4	2	1	3	-1	2	2	0
MATT READ	4	2	1	3	3	0	1	0	ERIC STAAL	4	0	2	2	-4	4	0	0
CHRIS PRONGER	1	0	3	3	1	0	0	0	TUOMO RUUTU	4	1	1	2	2	6	0	0
WAYNE SIMMONDS	4	1	1	2	-1	4	1	0	PATRICK DWYER	4	2	0	2	-1	2	0	2
JAMES VAN RIEMSDYK	4	1	1	2	0	0	0	0	JEFF SKINNER	3	1	1	2	-1	2	0	0
MAXIME TALBOT	4	2	0	2	2	0	0	1	JIRI TLUSTY	4	0	1	1	-3	2	0	0
KIMMO TIMONEN	4	0	2	2	2	2	0	0	JUSTIN FAULK	2	0	1	1	-2	0	0	0
JAKUB VORCEK	4	0	2	2	2	2	0	0	JAY HARRISON	4	0	1	1	-3	0	0	0
BRAYDON COBURN	3	0	1	1	4	0	0	0	JEROME SAMSON	1	1	0	1	0	0	1	0
BRAYDEN SCHENN	1	1	0	1	1	0	0	0	TOMAS KABERLE	3	0	1	1	1	2	0	0
SEAN COUTURIER	4	1	0	1	0	2	0	0	JAMIE MCBAIN	4	0	0	0	-2	0	0	0
ANDREAS LILJA	4	0	0	0	1	2	0	0	BRYAN ALLEN	4	0	0	0	-1	6	0	0
MATT CARLE	4	0	0	0	5	0	0	0	TIM GLEASON	4	0	0	0	-3	4	0	0
HARRY ZOLNIERCZYK	2	0	0	0	0	0	0	0	JAROSLAV SPACEK	1	0	0	0	-1	0	0	0
ANDREJ MESZAROS	4	0	0	0	1	6	0	0	ANTHONY STEWART	3	0	0	0	-2	0	0	0
MARC-ANDRE BOURDON	2	0	0	0	2	4	0	0	ANDREAS NODL	1	0	0	0	0	0	0	0
DANNY BRIERE	3	0	0	0	-1	2	0	0	BRANDON SUTTER	4	0	0	0	-3	0	0	0
ANDREAS NODL	2	0	0	0	0	0	0	0	TIM BRENT	4	0	0	0	-1	6	0	0
ZAC RINALDO	3	0	0	0	-1	2	0	0	BRETT SUTTER	2	0	0	0	-1	0	0	0
JODY SHELLEY	2	0	0	0	-1	0	0	0	ZAC DALPE	1	0	0	0	0	0	0	0
KEVIN MARSHALL	1	0	0	0	-1	0	0	0	DEREK JOSLIN	1	0	0	0	0	0	0	0
ERIK GUSTAFSSON	1	0	0	0	0	0	0	0	JONI PITKANEN	1	0	0	0	-3	2	0	0

GOALTENDING RECORD:

FLYERS	GP	MIN	GA	AVG	EN	SO	W	L	OT	SHOTS	SAVE %
ILYA BRYZGALOV	2	118	5	2.54	0	0	1	1	0	56	.911
SERGEI BOBROVSKY	2	120	4	2.00	0	0	2	0	0	56	.929
TEAM TOTALS	4	238	9	2.27	0	0	3	1	0	112	.920
CAROLINA	GP	MIN	GA	AVG	EN	SO	W	L	OT	SHOTS	SAVE %
CAM WARD	3	145	8	2.81	0	0	1	2	0	86	.907
BRIAN BOUCHER	2	92	6	3.44	0	0	0	1	0	45	.867
TEAM TOTALS	4	237	14	3.13	0	0	1	3	0	131	.887

POWER PLAY

FLYERS	2	FOR	18	11.1%	HURRICANES	3	FOR	14	21.4%
HOME	1	FOR	9	11.1%	HOME	1	FOR	7	14.3%
AWAY	1	FOR	9	11.1%	AWAY	2	FOR	7	28.6%

PENALTY KILLING

FLYERS	11	OF	14	78.6%	HURRICANES	16	OF	18	88.9%
HOME	5	OF	7	71.4%	HOME	8	OF	9	88.9%
AWAY	6	OF	7	85.7%	AWAY	8	OF	9	88.9%

FLYERS VS. CHICAGO BLACKHAWKS

2011-12 RESULTS: WON-1; LOST-0 ; OTL-0

DATE	GAME NO.					FLYERS GOALSCORERS	GOALTENDERS					WINNING GOAL	
1/5/12	40	BLACKHAWKS 4 AT FLYERS 5				93,19,29,21,21P	BRYZGALOV(W)/EMERY(L)					VAN RIEMSDYK	
		GP	W	L	OT	PTS	GF	GA	SO	PPG	SHG	PIM	
FLYERS		1	1	0	0	2	5	4	0	1	0	5	
BLACKHAWKS		1	0	1	0	0	4	5	0	0	0	13	
GOALS BY PERIOD:		1ST	2ND	3RD	OT	TOTAL	SHOTS BY PERIOD:		1ST	2ND	3RD	OT	TOTAL
FLYERS		1	3	1	0	5	FLYERS		13	21	12	0	46
BLACKHAWKS		1	1	2	0	4	BLACKHAWKS		7	15	12	0	34

INDIVIDUAL SCORING:

FLYERS	GP	G	A	TP	+/-	PIM	PP	SH	CHICAGO	GP	G	A	TP	+/-	PIM	PP	SH
JAMES VAN RIEMSDYK	1	2	0	2	0	0	1	0	JONATHAN TOEWS	1	0	2	2	0	0	0	0
SCOTT HARTNELL	1	1	1	2	0	0	0	0	BRENT SEABROOK	1	1	0	1	2	0	0	0
CLAUDE GIROUX	1	0	2	2	0	0	0	0	JIMMY HAYES	1	1	0	1	0	0	0	0
JAKUB VORACEK	1	1	0	1	1	0	0	0	ANDREW SHAW	1	1	0	1	0	5	0	0
HARRY ZOLNIERCZYK	1	1	0	1	-1	0	0	0	PATRICK KANE	1	1	0	1	0	2	0	0
MARC-ANDRE BOURDON	1	0	1	1	0	0	0	0	DUNCAN KEITH	1	0	1	1	2	0	0	0
BRAYDON COBURN	1	0	1	1	-1	0	0	0	PATRICK SHARP	1	0	1	1	3	4	0	0
SEAN COUTURIER	1	0	1	1	-1	0	0	0	JAMAL MAYERS	1	0	1	1	1	0	0	0
ANDREJ MESZAROS	1	0	1	1	1	0	0	0	DAVE BOLLAND	1	0	1	1	1	0	0	0
MATT READ	1	0	1	1	0	0	0	0	MARIAN HOSSA	1	0	1	1	-2	0	0	0
BRAYDEN SCHENN	1	0	1	1	0	0	0	0	NIKLAS HJALMARSSON	1	0	0	0	-2	0	0	0
WAYNE SIMMONDS	1	0	1	1	0	0	0	0	SEAN O'DONNELL	1	0	0	0	0	0	0	0
DANNY BRIERE	1	0	0	0	1	0	0	0	NICK LEDDY	1	0	0	0	-2	0	0	2
MATT CARLE	1	0	0	0	0	0	0	0	ANDREW BURNETTE	1	0	0	0	0	0	0	0
ANDREAS LILJA	1	0	0	0	1	0	0	0	VIKTOR STALBERG	1	0	0	0	-2	0	0	0
ZAC RINALDO	1	0	0	0	0	5	0	0	BRYAN BICKELL	1	0	0	0	0	0	0	0
MAXIME TALBOT	1	0	0	0	0	0	0	0	DYLAN OLSEN	1	0	0	0	0	0	0	0
KIMMO TIMONEN	1	0	0	0	-1	0	0	0	MICHAEL FROLIK	1	0	0	0	-1	0	0	0

GOALTENDING RECORD:

FLYERS	GP	MIN	GA	AVG	EN	SO	W	L	OT	SHOTS	SAVE %
ILYA BRYZGALOV	1	60	4	4.0	0	0	1	0	0	34	.882
TEAM TOTALS	1	60	4	4.0	0	0	1	0	0	34	.882
CHICAGO	GP	MIN	GA	AVG	EN	SO	W	L	OT	SHOTS	SAVE %
RAY EMERY	1	59:30	5	5.04	0	0	0	1	0	46	.891
TEAM TOTALS	1	59:30	5	5.04	0	0	0	1	0	46	.891

POWER PLAY

FLYERS	1	FOR	4	25.0%	BLACKHAWKS	0	FOR	0	0.0%
HOME	1	FOR	4	25.0%	HOME	0	FOR	0	0.0%
AWAY	0	FOR	0	0.0%	AWAY	0	FOR	0	0.0%

PENALTY KILLING

FLYERS	0	OF	0	0.0%	BLACKHAWKS	3	OF	4	75.0%
HOME	0	OF	0	0.0%	HOME	0	OF	0	0.0%
AWAY	0	OF	0	0.0%	AWAY	3	OF	4	75.0%

FLYERS VS. COLORADO AVALANCHE

2011-12 RESULTS: WON-0; LOST-0 ; OTL-1

DATE	GAME NO.	FLYERS GOALSCORERS					GOALTENDERS					WINNING GOAL
12/19/12	32	FLYERS 2 AT AVALANCHE 3					GIGUERE(W)/BRYZGALOV(L)					O'REILLY
		GP	W	L	OT	PTS	GF	GA	SO	PPG	SHG	PIM
FLYERS		1	0	0	1	1	2	3	0	1	0	6
AVALANCHE		1	1	0	0	2	3	2	0	0	0	10
GOALS BY PERIOD:												
FLYERS	1ST	2ND	3RD	OT	TOTAL	SHOTS BY PERIOD:	1ST	2ND	3RD	OT	TOTAL	
FLYERS	1	0	1	0	2	FLYERS	12	10	10	1	33	
AVALANCHE	0	2	0	1	3	AVALANCHE	8	10	7	2	27	

INDIVIDUAL SCORING:

FLYERS	GP	G	A	TP	+/-	PIM	PP	SH	COLORADO	GP	G	A	TP	+/-	PIM	PP	SH
SCOTT HARTNELL	1	1	1	2	0	0	1	0	TJ GALIARDI	1	1	0	1	1	0	0	0
DANNY BRIERE	1	1	0	1	0	0	0	0	GABRIEL LANDESKOG	1	1	0	1	1	4	0	0
BRAYDON COBURN	1	0	1	1	1	2	0	0	RYAN O'REILLY	1	1	0	1	1	0	0	0
JAROMIR JAGR	1	0	1	1	0	0	0	0	SHANE O'BRIEN	1	0	1	1	1	0	0	0
JAKUB VORACEK	1	0	1	1	0	0	0	0	ERIK JOHNSON	1	0	1	1	1	0	0	0
MATT WALKER	1	0	0	0	0	0	0	0	PAUL STASTNY	1	0	1	1	0	2	0	0
WAYNE SIMMONDS	1	0	0	0	0	0	0	0	BRAD MALONE	1	0	1	1	1	0	0	0
JAMES VAN RIEMSDYK	1	0	0	0	0	2	0	0	RYAN O'BYRNE	1	0	0	0	0	0	0	0
BEN HOLMSTROM	1	0	0	0	0	0	0	0	JAN HEJDA	1	0	0	0	0	2	0	0
MATT READ	1	0	0	0	-1	0	0	0	MATT DUCHENE	1	0	0	0	0	0	0	0
MATT CARLE	1	0	0	0	-1	0	0	0	KEVIN PORTER	1	0	0	0	0	0	0	0
MAXIME TALBOT	1	0	0	0	0	0	0	0	JAY MCCLEMENT	1	0	0	0	-1	0	0	0
HARRY ZOLNIERCZYK	1	0	0	0	0	0	0	0	MATT HUNWICK	1	0	0	0	0	0	0	0
TOM SESTITO	1	0	0	0	-1	0	0	0	MILAN HEJDUK	1	0	0	0	1	0	0	0
ZAC RINALDO	1	0	0	0	0	0	0	0	DANIEL WINNIK	1	0	0	0	-1	2	0	0
ANDREJ MESZAROS	1	0	0	0	-2	0	0	0	STEFAN ELLIOTT	1	0	0	0	0	0	0	0
MARC-ANDRE BOURDON	1	0	0	0	-1	2	0	0	EVAN BROPHEY	1	0	0	0	0	0	0	0
KIMMO TIMONEN	1	0	0	0	1	0	0	0	CODY MCLEOD	1	0	0	0	0	0	0	0

GOALTENDING RECORD:

FLYERS	GP	MIN	GA	AVG	EN	SO	W	L	OT	SHOTS	SAVE %
ILYA BRYZGALOV	1	64:40	3	2.81	0	1	0	0	1	27	.926
TEAM TOTALS	1	64:40	3	2.81	0	1	0	0	1	27	.926
COLORADO	GP	MIN	GA	AVG	EN	SO	W	L	OT	SHOTS	SAVE %
MIKKA KIPRUSOFF	1	65	2	1.84	0	0	1	0	0	33	.939
TEAM TOTALS	1	65	2	1.84	0	0	1	0	0	33	.939

POWER PLAY

FLYERS	1	FOR	4	25.0%	AVALANCHE	0	FOR	2	0.0%
HOME	0	FOR	0	0.0%	HOME	0	FOR	2	0.0%
AWAY	1	FOR	4	25.0%	AWAY	0	FOR	0	0.0%

PENALTY KILLING

FLYERS	2	OF	2	100.0%	AVALANCHE	3	OF	4	75.0%
HOME	0	OF	0	0.0%	HOME	3	OF	4	75.0%
AWAY	2	OF	2	100.0%	AWAY	0	OF	0	0.0%

FLYERS VS. COLUMBUS BLUE JACKETS

2011-12 RESULTS: WON-1; LOST-0 ; OTL-0

DATE	GAME NO.	FLYERS GOALSCORERS						GOALTENDERS					WINNING GOAL
11/5/12	14	BLUE JACKETS 2 AT FLYERS 9 21,68P,27,28,93,14S,17,25,14						BRYZGALOV(W)/MASON/YORK(L)					TALBOT
		GP	W	L	OT	PTS	GF	GA	SO	PPG	SHG	PIM	
FLYERS		1	1	0	0	2	9	2	0	1	1	23	
BLUE JACKETS		1	0	1	0	0	2	9	0	0	0	27	
GOALS BY PERIOD:		1ST	2ND	3RD	OT	TOTAL	SHOTS BY PERIOD:		1ST	2ND	3RD	OT	TOTAL
FLYERS		5	3	1	0	9	FLYERS		17	10	6	0	33
BLUE JACKETS		0	0	2	0	2	BLUE JACKETS		8	6	21	0	35

INDIVIDUAL SCORING:

FLYERS	GP	G	A	T	P	+/-	PIM	PP	SH	COLUMBUS	GP	G	A	T	P	+/-	PIM	PP	SH
JAKUB VORACEK	1	1	2	3	2	0	0	0	0	GRANT CLITSOME	1	1	0	1	-2	0	0	0	0
JAMES VAN RIEMSDYK	1	1	2	3	2	2	0	0	0	DEREK DORSETT	1	1	0	1	1	7	0	0	0
DANNY BRIERE	1	0	2	2	2	0	0	0	0	AARON JOHNSON	1	0	1	1	1	0	0	0	0
SEAN COUTURIER	1	2	0	2	2	0	0	1	0	VINNY PROSPAL	1	0	1	1	-1	0	0	0	0
CLAUDE GIROUX	1	1	1	2	1	0	0	0	0	RICK NASH	1	0	1	1	-1	2	0	0	0
JAROMIR JAGR	1	1	1	2	1	0	1	0	0	MARC METHOT	1	0	0	0	-2	0	0	0	0
MAXIME TALBOT	1	1	1	2	1	0	0	0	0	JOHN MOORE	1	0	0	0	-2	0	0	0	0
MATT CARLE	1	1	0	1	5	2	0	0	0	MATT CALVERT	1	0	0	0	-4	2	0	0	0
BRAYDON COBURN	1	0	1	1	0	0	0	0	0	CAM ATKINSON	1	0	0	0	-2	0	0	0	0
ERIK GUSTAFSSON	1	0	1	1	6	0	0	0	0	DERICK BRASSARD	1	0	0	0	-3	0	0	0	0
ANDREJ MESZAROS	1	0	1	1	0	0	0	0	0	RJ UMBERGER	1	0	0	0	-1	0	0	0	0
WAYNE SIMMONDS	1	1	0	1	1	5	0	0	0	RYAN JOHANSEN	1	0	0	0	-2	0	0	0	0
KIMMO TIMONEN	1	0	1	1	0	0	0	0	0	JAMES WISNIEWSKI	1	0	0	0	-2	7	0	0	0
ERIC WELLWOOD	1	0	1	1	3	0	0	0	0	DEREK MACKENZIE	1	0	0	0	1	0	0	0	0
HARRY ZOLNIERCZYK	1	0	1	1	0	5	0	0	0	SAMUEL PAHLSSON	1	0	0	0	0	0	0	0	0
SCOTT HARTNELL	1	0	0	0	0	0	0	0	0	CODY BASS	1	0	0	0	-1	5	0	0	0
ANDREAS LILJA	1	0	0	0	1	2	0	0	0	ANTOINE VERMETTE	1	0	0	0	-3	0	0	0	0
ZAC RINALDO	1	0	0	0	0	7	0	0	0	FEDOR TYUTIN	1	0	0	0	-4	2	0	0	0

GOALTENDING RECORD:

FLYERS	GP	MIN	GA	AVG	EN	SO	W	L	OT	SHOTS	SAVE %
ILYA BRYZGALOV	1	59:58	2	2.0	0	0	1	0	0	35	.943
TEAM TOTALS	1	59:58	2	2.0	0	0	1	0	0	35	.943
COLUMBUS	GP	MIN	GA	AVG	EN	SO	W	L	OT	SHOTS	SAVE %
STEVE MASON	1	53:09	7	7.92	0	0	0	1	0	28	.750
ALLEN YORK	1	6:51	2	2.0	0	0	0	0	0	5	.600
TEAM TOTALS	1	60	9	9.0	0	0	0	1	0	33	.727

POWER PLAY

FLYERS	1	FOR	5	20.0%	BLUE JACKETS	0	FOR	2	0.0%
HOME	1	FOR	5	20.0%	HOME	0	FOR	0	0.0%
AWAY	0	FOR	0	20.0%	AWAY	0	FOR	2	0.0%

PENALTY KILLING

FLYERS	2	OF	2	100.0%	BLUE JACKETS	4	OF	5	80.0%
HOME	2	OF	2	100.0%	HOME	0	OF	0	0.0%
AWAY	0	OF	0	0.0%	AWAY	4	OF	5	80.0%

FLYERS VS. DALLAS STARS

2011-12 RESULTS: WON-1; LOST-0 ; OTL-0

DATE	GAME NO.	FLYERS GOALSCORERS					GOALTENDERS					WINNING GOAL
12/21/12	33	FLYERS 4 AT STARS 1 28,17P,68P,41					BOBROVSKY(W)/BACHMAN(L)					SIMMONDS
FLYERS	GP	W	L	OT	PTS	GF	GA	SO	PPG	SHG	PIM	
STARS	1	1	0	0	2	4	1	0	1	0	18	
	1	0	1	0	0	1	4	0	0	0	32	
GOALS BY PERIOD:	1ST	2ND	3RD	OT	TOTAL	SHOTS BY PERIOD:		1ST	2ND	3RD	OT	TOTAL
FLYERS	2	1	1	0	4	FLYERS		15	6	9	0	30
STARS	1	0	0	0	1	STARS		10	9	12	0	31

INDIVIDUAL SCORING:

FLYERS	GP	G	A	TP	+/-	PIM	PP	SH	DALLAS	GP	G	A	TP	+/-	PIM	PP	SH
CLAUDE GIROUX	1	1	3	4	1	0	0	0	MICHAEL RYDER	1	1	0	1	-1	2	0	0
JAROMIR JAGR	1	1	1	2	2	0	1	0	JAMIE BENN	1	0	1	1	0	0	0	0
SCOTT HARTNELL	1	0	2	2	1	2	0	0	LOUI ERIKSSON	1	0	1	1	0	0	0	0
KIMMO TIMONEN	1	0	2	2	0	0	0	0	NICKLAS GROSSMANN	1	0	0	0	-1	0	0	0
WAYNE SIMMONDS	1	1	0	1	1	0	1	0	TREVOR DALEY	1	0	0	0	-1	0	0	0
ANDREJ MESZAROS	1	1	0	1	0	0	0	0	BRENDEN MORROW	1	0	0	0	0	12	0	0
BRAYDON COBURN	1	0	0	0	2	0	0	0	JAKE DOWELL	1	0	0	0	0	2	0	0
ANDREAS LILJA	1	0	0	0	0	0	0	0	ADAM BURISH	1	0	0	0	0	10	0	0
JAMES VAN RIEMSDYK	1	0	0	0	0	0	0	0	RADEK DVORAK	1	0	0	0	0	0	0	0
MATT READ	1	0	0	0	0	0	0	0	TOM WANDELL	1	0	0	0	0	0	0	0
MATT CARLE	1	0	0	0	0	0	0	0	ERIC NYSTROM	1	0	0	0	0	0	0	0
MAXIME TALBOT	1	0	0	0	0	0	0	0	ADAM PARDY	1	0	0	0	0	0	0	0
HARRY ZOLNIERCZYK	1	0	0	0	0	0	0	0	MARK FISTRIC	1	0	0	0	0	2	0	0
TOM SESTITO	1	0	0	0	0	10	0	0	STEVE OTT	1	0	0	0	-1	0	0	0
ZAC RINALDO	1	0	0	0	0	2	0	0	ALEX GOLIGOSKI	1	0	0	0	0	0	0	0
MARC-ANDRE BOURDON	1	0	0	0	0	4	0	0	VERNON FIDDLER	1	0	0	0	0	2	0	0
DANNY BRIERE	1	0	0	0	0	0	0	0	SHELDON SOURAY	1	0	0	0	0	2	0	0
JAKUB VORACEK	1	0	0	0	0	0	0	0	MIKE RIBEIRO	1	0	0	0	-1	0	0	0

GOALTENDING RECORD:

FLYERS	GP	MIN	GA	AVG	EN	SO	W	L	OT	SHOTS	SAVE %
SERGEI BOBROVSKY	1	59:57	1	1.01	0	0	1	0	0	31	.968
TEAM TOTALS	1	59:57	1	1.01	0	0	1	0	0	31	.968
DALLAS	GP	MIN	GA	AVG	EN	SO	W	L	OT	SHOTS	SAVE %
RICHARD BACHMAN	1	60	4	4.0	0	0	0	1	0	30	.867
TEAM TOTALS	1	60	4	4.0	0	0	0	1	0	30	.867

POWER PLAY

FLYERS	2	FOR	5	40.0%	STARS	0	FOR	3	0.0%
HOME	0	FOR	0	0.0%	HOME	0	FOR	3	0.0%
AWAY	2	FOR	5	40.0%	AWAY	0	FOR	0	0.0%

PENALTY KILLING

FLYERS	3	OF	3	100.0%	STARS	3	OF	5	60.0%
HOME	0	OF	0	0.0%	HOME	3	OF	5	60.0%
AWAY	3	OF	3	100.0%	AWAY	0	OF	0	0.0%

FLYERS VS. DETROIT RED WINGS

2011-12 RESULTS: WON-1; LOST-1 ; OTL-0

DATE	GAME NO.	FLYERS	FLYERS GOALSCORERS	GOALTENDERS	WINNING GOAL
2/12/12	56	FLYERS 2 AT RED WINGS 4	10,10, 27	MACDONALD(W)/BOBROVSKY(L)	FRANZEN
3/6/12	65	RED WINGS 2 AT FLYERS 3	93,28,27S	BRYZGALOV(W)/MACDONALD(L)	TALBOT

	GP	W	L	OT	PTS	GF	GA	SO	PPG	SHG	PIM
FLYERS	2	1	1	0	2	6	6	0	0	1	30
RED WINGS	2	1	1	0	2	6	6	0	2	0	10

GOALS BY PERIOD:	1ST	2ND	3RD	OT	TOTAL	SHOTS BY PERIOD:	1ST	2ND	3RD	OT	TOTAL
FLYERS	3	3	0	0	6	FLYERS	17	19	16	0	52
RED WINGS	2	2	2	0	6	RED WINGS	10	29	25	0	64

INDIVIDUAL SCORING:

FLYERS	GP	G	A	TP	+/-	PIM	PP	SH	DETROIT	GP	G	A	TP	+/-	PIM	PP	SH
CLAUDE GIROUX	2	1	1	2	1	0	0	0	HENRIK ZETTERBERG	2	2	2	4	-1	0	0	0
BRAYDEN SCHENN	2	2	0	2	2	2	0	0	JOHAN FRANZEN	2	2	1	3	2	2	0	0
MAXIME TALBOT	2	2	0	2	-1	0	0	1	VALTERI FILPPULA	2	0	2	2	-2	0	0	0
BRAYDON COBURN	2	0	2	2	0	0	0	0	NIKLAS KRONWALL	2	1	0	1	-3	2	1	0
DANNY BRIERE	2	0	1	1	1	0	0	0	IAN WHITE	2	0	1	1	0	0	0	0
SCOTT HARTNELL	2	0	1	1	0	4	0	0	BRAD STUART	2	0	1	1	-1	0	0	0
MATT READ	2	0	1	1	1	0	0	0	JIRI HUDLER	2	0	1	1	0	4	0	0
JAKUB VORACEK	1	1	0	1	1	0	0	0	PAVEL DATSYUK	1	1	0	1	0	0	1	0
ANDREAS LILJA	1	0	1	1	0	0	0	0	BRENDAN SMITH	1	0	1	1	0	0	0	0
SEAN COURTOURIER	2	0	0	0	0	0	0	0	KYLE QUINCEY	1	0	1	1	2	0	0	0
WAYNE SIMMONDS	2	0	0	0	2	4	0	0	NICKLAS LIDSTROM	1	0	1	1	1	0	0	0
MATT CARLE	2	0	0	0	1	0	0	0	TODD BERTUZZI	1	0	1	1	0	0	0	0
ERIK GUSTAFSSON	2	0	0	0	0	0	0	0	JUSTIN ABDELKADER	2	0	0	0	-2	0	0	0
ZAC RINALDO	2	0	0	0	0	14	0	0	DREW MILLER	2	0	0	0	-2	0	0	0
ERIC WELLWOOD	2	0	0	0	-1	0	0	0	JAN MURSAK	2	0	0	0	-1	0	0	0
JAROMIR JAGR	2	0	0	0	0	0	0	0	DARREN HELM	2	0	0	0	2	0	0	0
TOM SESTITO	1	0	0	0	0	0	0	0	CORY EMMERTON	2	0	0	0	0	0	0	0
ANDREJ MESZAROS	1	0	0	0	-1	0	0	0	TOMAS HOLMSTROM	2	0	0	0	0	0	0	0
MARC-ANDRE BOURDON	1	0	0	0	1	2	0	0	DANNY CLEARY	1	0	0	0	0	0	0	0
KIMMO TIMONEN	1	0	0	0	1	2	0	0	DOUG JANIK	1	0	0	0	-1	0	0	0
PAVEL KUBINA	1	0	0	0	0	0	0	0	CHRIS CONNOR	1	0	0	0	0	0	0	0
NICKLAS GROSSMANN	1	0	0	0	0	0	0	0	JAKUB KINDL	1	0	0	0	-1	0	0	0
									JONATHAN ERICSSON	1	0	0	0	-1	0	0	0

GOALTENDING RECORD:

FLYERS	GP	MIN	GA	AVG	EN	SO	W	L	OT	SHOTS	SAVE %
SERGEI BOBROVSKY	1	57:55	4	4.14	0	0	0	1	0	25	.840
ILYA BRYZGALOV	1	59:51	2	2.0	0	0	1	0	0	39	.949
TEAM TOTALS	2	117:06	6	6.16	0	0	1	1	0	64	.895

DETROIT	GP	MIN	GA	AVG	EN	SO	W	L	OT	SHOTS	SAVE %
JOEY MACDONALD	2	119:51	6	6.04	0	0	1	1	0	52	.885
TEAM TOTALS	2	119:51	6	6.04	0	0	1	1	0	52	.885

POWER PLAY

FLYERS	0	FOR	4	0.0%	RED WINGS	2	FOR	9	22.2%
HOME	0	FOR	2	0.0%	HOME	2	FOR	5	40.0%
AWAY	0	FOR	2	0.0%	AWAY	0	FOR	4	0.0%

PENALTY KILLING

FLYERS	7	OF	9	77.8%	RED WINGS	4	OF	4	100.0%
HOME	4	OF	4	100.0%	HOME	2	OF	2	100.0%
AWAY	3	OF	5	60.0%	AWAY	2	OF	2	100.0%

FLYERS VS. EDMONTON OILERS

2011-12 RESULTS: WON-0; LOST-1 ; OTL-0

DATE	GAME NO.	FLYERS GOALSCORERS					GOALTENDERS					WINNING GOAL
2/23/12	60	FLYERS 0 AT EDMONTON 2					DUBNYK(W)/BRYZGALOV(L)					HALL
		GP	W	L	OT	PTS	GF	GA	SO	PPG	SHG	PIM
FLYERS		1	0	1	0	0	0	2	0	0	0	11
OILERS		1	1	0	0	2	2	0	1	1	0	13
GOALS BY PERIOD: 1ST 2ND 3RD OT TOTAL FLYERS 0 0 0 0 0 OILERS 0 2 0 0 2												
SHOTS BY PERIOD: 1ST 2ND 3RD OT TOTAL FLYERS 14 6 15 0 35 OILERS 9 15 6 0 30												

INDIVIDUAL SCORING:

FLYERS	GP	G	A	TP	+/-	PIM	PP	SH	EDMONTON	GP	G	A	TP	+/-	PIM	PP	SH
BRAYDON COBURN	1	0	0	0	-1	0	0	0	JORDAN EBERLE	1	1	1	2	1	0	0	0
NICKLAS GROSSMANN	1	0	0	0	0	0	0	0	TAYLOR HALL	1	1	0	1	0	2	1	0
BRAYDEN SCHENN	1	0	0	0	0	0	0	0	RYAN WHITNEY	1	0	1	1	1	2	0	0
PAVEL KUBINA	1	0	0	0	0	2	0	0	LADISLAV SMID	1	0	0	0	0	0	0	0
WAYNE SIMMONDS	1	0	0	0	0	0	0	0	SHAWN HORCOFF	1	0	0	0	0	2	0	0
SCOTT HARTNELL	1	0	0	0	0	4	0	0	DARCY HORDICHUK	1	0	0	0	0	7	0	0
JAMES VAN RIEMSDYK	1	0	0	0	0	0	0	0	ERIC BELANGER	1	0	0	0	0	0	0	0
MATT READ	1	0	0	0	-1	0	0	0	ANDY SUTTON	1	0	0	0	0	0	0	0
MATT CARLE	1	0	0	0	0	0	0	0	LENNART PETRELL	1	0	0	0	0	0	0	0
MAXIME TALBOT	1	0	0	0	0	0	0	0	COREY POTTER	1	0	0	0	1	0	0	0
CLAUDE GIROUX	1	0	0	0	0	0	0	0	BEN EAGER	1	0	0	0	0	0	0	0
ANDREJ MESZAROS	1	0	0	0	0	0	0	0	ANTON LADNER	1	0	0	0	0	0	0	0
KIMMO TIMONEN	1	0	0	0	-1	0	0	0	JEFF PETRY	1	0	0	0	0	0	0	0
JODY SHELLEY	1	0	0	0	0	5	0	0	TOM GILBERT	1	0	0	0	0	0	0	0
ERIC WELLWOOD	1	0	0	0	0	0	0	0	ALES HEMSKY	1	0	0	0	0	0	0	0
DANNY BRIERE	1	0	0	0	-1	0	0	0	SAM GAGNER	1	0	0	0	1	0	0	0
JAROMIR JAGR	1	0	0	0	-1	0	0	0	MAGNUS PAAJARVI	1	0	0	0	0	0	0	0
JAKUB VORACEK	1	0	0	0	0	0	0	0	RYAN SMYTH	1	0	0	0	1	0	0	0

GOALTENDING RECORD:

FLYERS	GP	MIN	GA	AVG	EN	SO	W	L	OT	SHOTS	SAVE %
ILYA BRYZGALOV	1	57	2	2.11	0	0	0	1	0	30	.933
TEAM TOTALS	1	57	2	2.11	0	0	0	1	0	30	.933
EDMONTON	GP	MIN	GA	AVG	EN	SO	W	L	OT	SHOTS	SAVE %
DEVAN DUBNYK	1	60	0	0	0	1	1	0	0	35	1.0
TEAM TOTALS	1	60	0	0	0	1	1	0	0	35	1.0

POWER PLAY

FLYERS	0	FOR	3	0.0%	OILERS	1	FOR	2	50.0%
HOME	0	FOR	0	0.0%	HOME	1	FOR	2	50.0%
AWAY	0	FOR	3	0.0%	AWAY	0	FOR	0	0.0%

PENALTY KILLING

FLYERS	1	OF	2	50.0%	OILERS	3	OF	3	100.0%
HOME	0	OF	0	0.0%	HOME	3	OF	3	100.0%
AWAY	1	OF	2	50.0%	AWAY	0	OF	0	0.0%

FLYERS VS. FLORIDA PANTHERS

2011-12 RESULTS: WON-3; LOST-1 ; OTL-0

DATE	GAME NO.	FLYERS	GOALSCORERS	GOALTENDERS	WINNING GOAL
11-13-11	16	FLYERS 3 AT PANTHERS 2	48, 5, 24SH-PS	BRYZGALOV(W)/THEODORE(L)	READ
1-24-12	48	FLYERS 3 AT PANTHERS 2 (SO)	10P, 93	BRYZGALOV(W)/CLEMMENSEN(L)	GIROUX
3-8-12	66	PANTHERS 0 AT FLYERS 5	10P, 24, 19, 68P, 47	THEODORE (L)/BRYZGALOV(W)	SCHENN
3-20-12	73	PANTHERS 2 AT FLYERS 1	47	CLEMMENSEN(W)/ BRYZGALOV(L)	BERGENHEIM

	GP	W	L	OT	PTS	GF	GA	SO	PPG	SHG	PIM
FLYERS	4	3	1	0	6	11	6	1	3	1	49
PANTHERS	4	1	2	1	3	6	11	0	2	0	67

GOALS BY PERIOD:	1ST	2ND	3RD	OT	TOTAL	SHOTS BY PERIOD:	1ST	2ND	3RD	OT	TOTAL
FLYERS	4	4	3	0	11	FLYERS	42	55	43	3	143
PANTHERS	2	3	1	0	6	PANTHERS	34	27	36	2	99

INDIVIDUAL SCORING:

FLYERS	GP	G	A	TP	+/-	PIM	PP	SH	FLORIDA	GP	G	A	TP	+/-	PIM	PP	SH
DANNY BRIERE	3	1	2	3	2	0	0	0	BRIAN CAMPBELL	4	0	4	4	0	0	0	0
MATT READ	4	2	0	2	1	2	0	1	STEPHEN WEISS	4	1	2	3	1	20	0	0
BRAYDEN SCHENN	3	2	0	2	2	0	2	0	THOMAS FLEISCHMANN	4	2	0	2	1	0	0	0
ERIC WELLWOOD	2	2	0	2	2	0	0	0	MIKAEL SAMUELSSON	3	1	1	2	0	0	1	0
JAKUB VORACEK	3	1	1	2	1	0	0	0	SEAN BERGENHEIM	3	1	0	1	-1	8	1	0
MATT CARLE	4	0	2	2	0	4	0	0	EVGENII DADONOV	1	1	0	1	0	0	0	0
CLAUDE GIROUX	4	0	2	2	0	2	0	0	TOMAS KOPECKY	4	0	1	1	-2	2	0	0
WAYNE SIMMONDS	4	0	2	2	2	0	0	0	ED JOVANOVSKI	3	0	1	1	0	6	0	0
KIMMO TIMONEN	3	0	2	2	3	0	0	0	KRIS VERSTEEG	3	0	1	1	2	4	0	0
BRAYDON COBURN	4	1	0	1	2	0	0	0	DMITRY KULIKOV	2	0	1	1	-1	0	0	0
SCOTT HARTNELL	4	1	0	1	0	2	0	0	JASON GARRISON	4	0	0	0	0	0	0	0
JAROMIR JAGR	3	1	0	1	-1	4	1	0	MARCEL GOC	4	0	0	0	-1	0	0	0
MAX TALBOT	4	0	1	1	-1	6	0	0	ERIK GUDBRANSON	4	0	0	0	-2	9	0	0
ERIK GUSTAFSSON	2	0	1	1	0	0	0	0	SHAW MATTHIAS	4	0	0	0	-2	2	0	0
ANDREJ MESZAROS	2	0	1	1	-1	0	0	0	MIKE WEAVER	4	0	0	0	-2	0	0	0
TOM SESTITO	1	0	1	1	0	2	0	0	KRYSTOFER BARCH	3	0	0	0	0	5	0	0
JAMES VAN RIEMSDYK	1	0	1	1	1	2	0	0	MIKE SANTORELLI	3	0	0	0	-1	2	0	0
SEAN COUTURIER	4	0	0	0	0	0	0	0	MATT BRADLEY	2	0	0	0	1	5	0	0
ANDREAS LILJA	3	0	0	0	1	2	0	0	KEATON ELLERBY	2	0	0	0	-1	0	0	0
ZAC RINALDO	3	0	0	0	0	14	0	0	JOHN MADDEN	2	0	0	0	0	0	0	0
NICKLAS GROSSMANN	2	0	0	0	0	0	0	0	JACK SKILLE	2	0	0	0	0	4	0	0
JODY SHELLEY	2	0	0	0	0	5	0	0	MARCO STURM	2	0	0	0	-1	0	0	0
HARRY ZOLNIERCZYK	2	0	0	0	0	2	0	0	WOJTEK WOLSKI	2	0	0	0	-3	0	0	0
MARC-ANDRE BOURDON	1	0	0	0	0	0	0	0	JERRED SMITHSON	1	0	0	0	-1	0	0	0
BEN HOLMSTROM	1	0	0	0	0	0	0	0	TYSON STRACHAN	1	0	0	0	0	0	0	0
PAVEL KUBINA	1	0	0	0	0	2	0	0	SCOTTIE UPSHALL	1	0	0	0	0	0	0	0
BRANDON MANNING	1	0	0	0	2	0	0	0									
CHRIS PRONGER	1	0	0	0	-1	0	0	0									

GOALTENDING RECORD:

FLYERS	GP	MIN	GA	AVG	EN	SO	W	L	OT	SHOTS	SAVE %
ILYA BRYZGALOV	3	178	4	1.35	0	1	2	1	0	74	.946
SERGEI BOBROVSKY	1	65	2	1.85	0	0	1	0	0	25	.920
TEAM TOTALS	4	243	6	1.48	0	1	3	1	0	99	.940
FLORIDA	GP	MIN	GA	AVG	EN	SO	W	L	OT	SHOTS	SAVE %
SCOTT CLEMENSEN	2	125	3	1.44	0	0	1	0	1	73	.959
JOSE THEODORE	2	119	8	4.05	0	0	0	2	0	70	.886
TEAM TOTALS	4	244	11	2.70	0	0	1	2	1	143	.923

POWER PLAY

FLYERS	3	FOR	16	18.8%	PANTHERS	2	FOR	15	13.3%
HOME	2	FOR	8	25.0%	HOME	1	FOR	9	11.1%
AWAY	1	FOR	8	12.5%	AWAY	1	FOR	6	16.7%

PENALTY KILLING

FLYERS	13	OF	15	86.7%	PANTHERS	13	OF	16	81.3%
HOME	5	OF	6	83.3%	HOME	7	OF	8	87.5%
AWAY	8	OF	9	88.9%	AWAY	6	OF	8	75.0%

FLYERS VS. LOS ANGELES KINGS

2011-12 RESULTS: WON-0; LOST-0 ; OTL-1

DATE	GAME NO.	KINGS 3 AT FLYERS 2				FLYERS GOALSCORERS	GOALTENDERS				WINNING GOAL		
10/15/11	4					48P,25P	QUICK(W)/BRYZGALOV(L)				JOHNSON		
FLYERS KINGS	GP	W	L	OT	PTS	GF	GA	SO	PPG	SHG	PIM		
	1	0	0	1	1	2	3	0	2	0	33		
	1	1	0	0	2	3	2	0	1	0	43		
GOALS BY PERIOD:		1ST	2ND	3RD	OT	TOTAL	SHOTS BY PERIOD:		1ST	2ND	3RD	OT	TOTAL
FLYERS		1	0	1	0	2	FLYERS		14	12	8	0	34
KINGS		1	0	1	1	3	KINGS		9	7	7	3	26

INDIVIDUAL SCORING:

FLYERS	GP	G	A	TP	+/-	PIM	PP	SH	LOS ANGELES	GP	G	A	TP	+/-	PIM	PP	SH
DANNY BRIERE	1	1	1	2	0	4	1	0	JUSTIN WILLIAMS	1	2	0	2	1	0	1	0
MATT CARLE	1	1	0	1	-1	2	1	0	ANZE KOPITAR	1	0	2	2	1	0	0	0
CHRIS PRONGER	1	0	1	1	-1	0	0	0	SIMON GAGNE	1	0	2	2	1	2	0	0
JAMES VAN RIEMSDYK	1	0	1	1	-1	2	0	0	JACK JOHNSON	1	1	0	1	1	0	0	0
JAROMIR JAGR	1	0	1	1	-1	0	0	0	MIKE RICHARDS	1	0	1	1	0	2	0	0
BRAYDON COBURN	1	0	0	0	0	0	0	0	WILLIE MITCHELL	1	0	1	1	0	0	0	0
ANDREAS LILJA	1	0	0	0	0	0	0	0	MATT GREENE	1	0	0	0	0	0	0	0
SEAN COUTURIER	1	0	0	0	0	0	0	0	ROB SCUDERI	1	0	0	0	0	0	0	0
ANDREAS NODL	1	0	0	0	0	0	0	0	DREW DOUGHTY	1	0	0	0	0	0	0	0
WAYNE SIMMONDS	1	0	0	0	0	0	0	0	KYLE CLIFFORD	1	0	0	0	0	0	0	0
SCOTT HARTNELL	1	0	0	0	0	0	0	0	BRAD RICHARDSON	1	0	0	0	0	0	0	0
MATT READ	1	0	0	0	0	2	0	0	ETHAN MOREAU	1	0	0	0	0	0	0	0
MAXIME TALBOT	1	0	0	0	0	0	0	0	KEVIN WESTGARTH	1	0	0	0	0	12	0	0
CLAUDE GIROUX	1	0	0	0	-1	2	0	0	TREVOR LEWIS	1	0	0	0	0	0	0	0
ZAC RINALDO	1	0	0	0	0	17	0	0	DUSTIN BROWN	1	0	0	0	0	0	0	0
ANDREJ MESZAROS	1	0	0	0	0	2	0	0	DUSTIN PENNER	1	0	0	0	0	17	0	0
KIMMO TIMONEN	1	0	0	0	0	2	0	0	JARRET STOLL	1	0	0	0	0	0	0	0
JAKUB VORACEK	1	0	0	0	0	0	0	0	DAVIS DREWISKE	1	0	0	0	0	0	0	0

GOALTENDING RECORD:

FLYERS	GP	MIN	GA	AVG	EN	SO	W	L	OT	SHOTS	SAVE %
ILYA BRYZGALOV	1	61	3	2.98	0	0	0	0	1	26	.923
TEAM TOTALS	1	61	3	2.98	0	0	0	0	1	26	.923
LOS ANGELES	GP	MIN	GA	AVG	EN	SO	W	L	OT	SHOTS	SAVE %
JONATHAN QUICK	1	61	2	1.96	0	0	1	0	0	34	.941
TEAM TOTALS	1	61	2	1.96	0	0	1	0	0	34	.941

POWER PLAY

FLYERS	2	FOR	7	28.6%	KINGS	2	FOR	8	25.0%
HOME	2	FOR	7	28.6%	HOME	0	FOR	0	0.0%
AWAY	0	FOR	0	0.0%	AWAY	2	FOR	8	25.0%

PENALTY KILLING

FLYERS	6	OF	8	80.0%	KINGS	5	OF	7	71.4%
HOME	6	OF	8	80.0%	HOME	0	OF	0	0.0%
AWAY	0	OF	0	0.0%	AWAY	5	OF	7	71.4%

GAME

FLYERS CB

FLYERS	CB	M
--------	----	---

FLYERS
HOME

PENALTY KILLING

FLYERS

FLYERS VS. MONTREAL CANADIENS

2011-12 RESULTS: WON-3; LOST-1 ; OTL-0

DATE	GAME NO.	FLYERS	GOALSCORERS	GOALTENDERS	WINNING GOAL
10/26/11	9	FLYERS 1 AT CANADIENS 5	68	PRICE(W)/BRYZGALOV(L)	KOSTITSYN
11/26/11	22	CANADIENS 1 AT FLYERS 3	28,93,28	BOBROVSKY(W)/PRICE(L)	VORACEK
12/15/11	30	FLYERS 4 AT CANADIENS 3	27,29,17,41	BOBROVSKY(W)/PRICE(L)	MESZAROS
3/24/12	75	CANADIENS 1 AT FLYERS 4	44P,48P,48P,24	BRYZGALOV(W)/BUDAJ(L)	BRIERE

	GP	W	L	OT	PTS	GF	GA	SO	PPG	SHG	PIM
FLYERS	4	3	1	0	6	12	10	0	3	0	77
CANADIENS	4	1	3	0	2	10	12	0	2	0	67

GOALS BY PERIOD:	1ST	2ND	3RD	OT	TOTAL	SHOTS BY PERIOD:	1ST	2ND	3RD	OT	TOTAL
FLYERS	3	7	2	0	12	FLYERS	30	48	38	0	116
CANADIENS	2	6	2	0	10	CANADIENS	29	33	45	0	107

INDIVIDUAL SCORING:

FLYERS	GP	G	A	TP	+/-	PIM	PP	SH	MONTREAL	GP	G	A	TP	+/-	PIM	PP	SH
MATT CARLE	4	0	7	7	0	4	0	0	MAX PACIORETTY	4	2	3	5	1	0	0	0
CLAUDE GIROUX	3	2	1	3	3	4	0	0	DAVID DESHARNAIS	4	1	3	4	2	4	0	0
JAROMIR JAGR	3	1	2	3	1	0	0	0	JOSH GORGES	4	0	3	3	0	7	0	0
MATT READ	4	1	2	3	-1	0	0	0	ERIK COLE	4	1	1	2	1	2	1	0
JAKUB VORACEK	4	1	2	3	2	4	0	0	TOMAS PLEKANEC	4	1	1	2	-1	10	0	0
DANNY BRIERE	4	2	0	2	-2	0	2	0	P.K. SUBBAN	4	0	2	2	0	2	0	0
BRAYDON COBURN	4	0	2	2	2	2	0	0	MIKE BLUNDEN	3	0	1	1	1	10	0	0
SEAN COUTURIER	4	0	2	2	-2	8	0	0	MICHAEL CAMMALLERI	3	1	0	1	-1	2	0	0
KIMMO TIMONEN	4	1	1	2	2	0	1	0	LARS ELLER	4	0	1	1	-1	2	0	0
SCOTT HARTNELL	4	0	1	1	3	0	0	0	TOMAS KABERLE	1	0	1	1	0	2	0	0
ANDREJ MESZAROS	3	1	0	1	-1	4	0	0	ANDREI KOSTITSYN	2	1	0	1	0	2	0	0
ZAC RINALDO	3	0	1	1	-2	0	0	0	LOUIS LEBLANC	2	1	0	1	0	2	0	0
WAYNE SIMMONDS	4	1	0	1	-2	24	0	0	PETTERI NOKELAINEN	4	1	0	1	-1	2	0	0
MAXIME TALBOT	4	1	0	1	1	4	0	0	AARON PALUSHAJ	2	0	1	1	1	0	0	0
HARRY ZOLNIERCZYK	2	1	0	1	0	2	0	0	JAROSLAV SPACEK	1	0	1	1	1	0	0	0
MARC-ANDRE BOURDON	2	0	0	0	0	4	0	0	YANNICK WEBER	3	1	0	1	1	0	1	0
NICKLAS GROSSMANN	1	0	0	0	-1	0	0	0	RENE BOURQUE	1	0	0	0	0	0	0	0
ERIK GUSTAFSSON	1	0	0	0	0	0	0	0	CHRIS CAMPOLI	2	0	0	0	1	0	0	0
PAVEL KUBINA	1	0	0	0	0	5	0	0	MATHIEU DARCHÉ	3	0	0	0	-2	0	0	0
ANDREAS LILJA	2	0	0	0	1	4	0	0	RAPHAEL DIAZ	2	0	0	0	-1	0	0	0
KEVIN MARSHALL	1	0	0	0	0	2	0	0	ALEXEI EMLIN	3	0	0	0	-1	2	0	0
ANDREAS NODL	1	0	0	0	0	0	0	0	HAL GILL	3	0	0	0	-3	2	0	0
BRAYDEN SCHENN	2	0	0	0	-1	0	0	0	BRIAN GIONTA	2	0	0	0	-1	0	0	0
JODY SHELLEY	3	0	0	0	0	0	0	0	ANDREI MARKOV	1	0	0	0	1	0	0	0
JAMES VAN RIEMSDYK	2	0	0	0	-1	2	0	0	TRAVIS MOEN	3	0	0	0	-2	10	0	0
MATT WALKER	1	0	0	0	-1	0	0	0	BRAD STAUBITZ	1	0	0	0	0	0	0	0
ERIC WELLWOOD	1	0	0	0	0	0	0	0	FREDERIC ST-DENIS	2	0	0	0	0	0	0	0
									RYAN WHITE	1	0	0	0	-1	4	0	0

GOALTENDING RECORD:

FLYERS	GP	MIN	GA	AVG	EN	SO	W	L	OT	SHOTS	SAVE %
ILYA BRYZGALOV	2	120	6	3.00	0	0	1	1	0	52	.885
SERGEI BOBROVSKY	2	120	4	2.00	0	0	2	0	0	55	.927
TEAM TOTALS	4	240	10	2.50	0	0	3	1	0	107	.906
MONTREAL	GP	MIN	GA	AVG	EN	SO	W	L	OT	SHOTS	SAVE %
CAREY PRICE	3	178	8	2.71	0	0	1	2	0	83	.904
PETER BUDAJ	1	60	4	4.00	0	0	0	1	0	33	.879
TEAM TOTALS	4	238	12	3.36	0	0	1	3	0	116	.892

POWER PLAY

FLYERS	3	FOR	19	15.8%	CANADIENS	2	FOR	24	8.3%
HOME	3	FOR	9	33.3%	HOME	2	FOR	14	14.3%
AWAY	0	FOR	10	0.0%	AWAY	0	FOR	10	0.0%

PENALTY KILLING

FLYERS	22	OF	24	91.7%	CANADIENS	16	OF	19	84.2%
HOME	10	OF	10	100.0%	HOME	10	OF	10	100.0%
AWAY	12	OF	14	85.7%	AWAY	6	OF	9	66.7%

FLYERS VS. NASHVILLE PREDATORS

2011-12 RESULTS: WON-1; LOST-1 ; OTL-0

DATE	GAME NO.	FLYERS 2 AT PREDATORS 4	FLYERS GOALSCORERS	GOALTENDERS	WINNING GOAL
1/14/12	43	FLYERS 2 AT PREDATORS 4	14, 17	RINNE(W)/BRYZGALOV(L)	SPALING
2/2/12	52	PREDATORS 1 AT FLYERS 4	17,24,17P,28	BRYZGALOV(W)/LINDBACK(L)	READ

	GP	W	L	OT	PTS	GF	GA	SO	PPG	SHG	PIM
FLYERS	2	1	1	0	2	6	5	0	1	0	18
PREDATORS	2	1	1	0	2	5	6	0	1	0	14

GOALS BY PERIOD:	1ST	2ND	3RD	OT	TOTAL	SHOTS BY PERIOD:	1ST	2ND	3RD	OT	TOTAL
FLYERS	1	2	3	0	6	FLYERS	21	24	21	0	66
PREDATORS	1	1	3	0	5	PREDATORS	24	10	18	0	52

INDIVIDUAL SCORING:

FLYERS	GP	G	A	TP	+/-	PIM	PP	SH	NASHVILLE	GP	G	A	TP	+/-	PIM	PP	SH
WAYNE SIMMONDS	2	3	1	4	2	0	1	0	MARTIN ERAT	2	1	1	2	0	2	1	0
SEAN COUTURIER	2	1	1	2	2	0	0	0	MIKE FISHER	2	1	1	2	1	0	0	0
MATT READ	2	1	1	2	2	0	0	0	SERGEI KOSTITSYN	2	1	1	2	1	0	0	0
CLAUDE GIROUX	2	1	1	2	-1	0	0	0	SHEA WEBER	2	0	1	1	-1	0	0	0
BRAYDEN SCHENN	2	0	1	1	1	2	0	0	KEVIN KLEIN	2	0	1	1	1	0	0	0
SCOTT HARTNELL	2	0	1	1	0	4	0	0	NICK SPALING	2	1	0	1	-1	0	0	0
ZAC RINALDO	2	0	1	1	1	2	0	0	RYAN SUTER	2	1	0	1	-1	2	0	0
ANDREJ MESZAROS	2	0	1	1	0	0	0	0	JORDIN TOOTOO	2	0	1	1	-1	0	0	0
KIMMO TIMONEN	2	0	1	1	1	0	0	0	MATT HALISCHUK	2	0	1	1	0	0	0	0
JAROMIR JAGR	2	0	1	1	1	2	0	0	GABRIEL BOURQUE	2	0	1	1	0	0	0	0
BRAYDON COBURN	2	0	0	0	1	0	0	0	CRAIG SMITH	1	0	1	1	-1	0	0	0
MATT CARLE	2	0	0	0	0	2	0	0	DAVID LEGWAND	2	0	0	0	0	2	0	0
MAXIME TALBOT	2	0	0	0	-1	0	0	0	PATRIC HORNQVIST	2	0	0	0	-1	0	0	0
HARRY ZOLNIERCZYK	2	0	0	0	-1	2	0	0	COLIN WILSON	2	0	0	0	-1	2	0	0
MARC-ANDRE BOURDON	2	0	0	0	0	0	0	0	RYAN ELLIS	2	0	0	0	-1	0	0	0
JAKUB VORACEK	2	0	0	0	-3	2	0	0	FRANCIS BOUILLON	2	0	0	0	0	0	0	0
ERIK GUSTAFSSON	1	0	0	0	0	0	0	0	ROMAN JOSI	2	0	0	0	0	0	0	0
DANNY BRIERE	1	0	0	0	-1	0	0	0	CHRIS MUELLER	1	0	0	0	-1	0	0	0
TOM SESTITO	1	0	0	0	0	0	0	0	BRIAN MCGRATTAN	1	0	0	0	0	0	0	0
ANDREAS LILJA	1	0	0	0	0	2	0	0	JERRED SMITHSON	1	0	0	0	0	2	0	0

GOALTENDING RECORD:

FLYERS	GP	MIN	GA	AVG	EN	SO	W	L	OT	SHOTS	SAVE %
ILYA BRYZGALOV	2	119	5	2.02	1	0	1	1	0	53	.9057
TEAM TOTALS	2	119	5	2.02	1	0	1	1	0	53	.9057

NASHVILLE	GP	MIN	GA	AVG	EN	SO	W	L	OT	SHOTS	SAVE %
PEKKA RINNE	1	60	2	1.99	0	0	1	0	0	38	.947
ANDERS LINDBACK	1	59	4	4.06	1	0	0	1	0	27	.852
TEAM TOTALS	2	119	6	6.04	1	0	1	1	0	65	.899

POWER PLAY

FLYERS	1	FOR	5	20.0%	PREDATORS	1	FOR	7	14.3%
HOME	1	FOR	3	33.3%	HOME	1	FOR	3	33.3%
AWAY	0	FOR	2	0.0%	AWAY	0	FOR	4	0.0

PENALTY KILLING

FLYERS	6	OF	7	85.7%	PREDATORS	4	OF	5	80.0%
HOME	4	OF	4	100.0%	HOME	2	OF	2	100.0%
AWAY	2	OF	3	66.7%	AWAY	2	OF	3	66.7%

FLYERS VS. NEW JERSEY DEVILS

2011-12 RESULTS: WON-3; LOST-3 ; OTL-0

DATE	GAME NO.	FLYERS GOALSCORERS	GOALTENDERS	WINNING GOAL
10-8-11	2	FLYERS 3 AT DEVILS 0	28, 24, 17	BRYZGALOV (W)/BRODEUR(L) GIROUX
11-3-11	13	DEVILS 4 AT FLYERS 3	36, 28, 27(PS)	HEDBERG(W)/BOBROVSKY(OT) ELIAS
1-21-12	46	FLYERS 4 AT DEVILS 1	24, 19P, 19P, 17	BRYZGALOV(W)/BRODEUR(L) HARTNELL
2-4-12	51	DEVILS 6 AT FLYERS 4	17, 68, 28P, 93	HEDBERG(W)/BOBROVSKY(L) & BRYZGALOV PONIKAROVSKY
3-11-12	68	FLYERS 1 AT DEVILS 4	28	BOBROVSKY(L)/BRODEUR(W) VOLCHENKOV
3-13-12	69	DEVILS 0 AT FLYERS 3	14, 93, 48	BRODEUR(L)/BRYZGALOV(W) COUTURIER

	GP	W	L	OT	PTS	GF	GA	SO	PPG	SHG	PIM
FLYERS	6	3	2	1	7	18	14	0	3	0	99
DEVILS	6	3	3	0	6	14	18	0	5	1	145

GOALS BY PERIOD:	1ST	2ND	3RD	OT	TOTAL	SHOTS BY PERIOD:	1ST	2ND	3RD	OT	TOTAL
FLYERS	1	5	12	0	18	FLYERS	42	56	62	1	161
DEVILS	4	6	4	0	14	DEVILS	61	72	34	2	169

INDIVIDUAL SCORING:

FLYERS	GP	G	A	P	+/-	PIM	PP	SH	NEW JERSEY	GP	G	A	P	+/-	PIM	PP	SH
CLAUDE GIROUX	6	4	3	7	1	0	1	0	ILYA KOVALCHUK	6	2	6	8	-2	11	0	1
WAYNE SIMMONDS	6	3	2	5	-1	11	0	0	PATRIK ELIAS	6	1	4	5	-6	4	1	0
JAKUB VORACEK	5	2	2	4	2	0	0	0	ZACH PARISE	6	3	1	4	-1	4	2	0
JAROMIR JAGR	6	1	3	4	3	2	0	0	DAVID CLARKSON	6	1	3	4	-2	35	0	0
MATT CARLE	6	0	4	4	2	2	0	0	ALEXEI PONIKAROVSKY	4	2	1	3	2	4	0	0
SCOTT HARTNELL	6	2	1	3	1	12	2	0	KURTIS FOSTER	2	2	1	3	-3	0	2	0
SEAN COUTURIER	6	1	2	3	6	0	0	0	ADAM HENRIQUE	5	1	2	3	2	0	0	0
MATT READ	5	2	0	2	3	0	0	0	ANTON VOLCHENKOV	6	1	1	2	-2	4	0	0
ZAC RINALDO	6	1	1	2	2	14	0	0	DAINIUS ZUBRUS	6	1	1	2	-4	2	0	0
DANNY BRIERE	5	1	1	2	-2	4	0	0	MAREK ZIDICKY	2	0	2	2	0	0	0	0
BRAYDON COBURN	6	0	2	2	0	14	0	0	JACOB JOSEFSON	5	0	1	1	2	0	0	0
MAXIME TALBOT	6	1	0	1	0	2	0	0	STEVE BERNIER	2	0	1	1	2	0	0	0
ANDREAS LILJA	5	0	1	1	-1	2	0	0	MATT TAORMINA	2	0	1	1	0	0	0	0
KIMMO TIMONEN	5	0	1	1	1	4	0	0	MARK FAYNE	6	0	0	0	-3	4	0	0
ANDREJ MESZAROS	4	0	1	1	-3	0	0	0	BRYCE SALVADOR	6	0	0	0	2	4	0	0
MARC-ANDRE BOURDON	2	0	1	1	4	12	0	0	PETR SYKORA	6	0	0	0	-4	2	0	0
CHRIS PRONGER	1	0	1	1	1	0	0	0	ERIC BOULTON	5	0	0	0	-1	37	0	0
JAMES VAN RIEMSDYK	1	0	1	1	1	0	0	0	ADAM LARSSON	5	0	0	0	1	8	0	0
ERIK GUSTAFSSON	4	0	0	0	2	0	0	0	RYAN CARTER	4	0	0	0	0	0	0	0
BRAYDEN SCHENN	4	0	0	0	0	9	0	0	ANDY GREENE	4	0	0	0	-1	2	0	0
JODY SHELLEY	4	0	0	0	0	17	0	0	BRAD MILLS	4	0	0	0	-3	16	0	0
NICKLAS GROSSMANN	2	0	0	0	1	6	0	0	CAM JANSSEN	2	0	0	0	-1	0	0	0
ANDREAS NODL	2	0	0	0	-1	0	0	0	NICK PALMIERI	2	0	0	0	-3	2	0	0
ERIC WELLWOOD	2	0	0	0	1	0	0	0	HENRIK TALLINDER	2	0	0	0	-2	2	0	0
BRANDON MANNING	1	0	0	0	0	0	0	0	MATTIAS TEDENBY	2	0	0	0	0	0	0	0
TOM SESTITO	1	0	0	0	0	2	0	0	MARK FRASER	1	0	0	0	0	4	0	0
HARRY ZOLNIERCZYK	1	0	0	0	0	0	0	0	PETER HARROLD	1	0	0	0	-1	0	0	0

GOALTENDING RECORD:

FLYERS	GP	MIN	GA	AVG	EN	SO	W	L	OT	SHOTS	SAVE %
ILYA BRYZGALOV	4	209	1	0.29	0	2	3	0	0	76	.987
SERGEI BOBROVSKY	3	153	13	5.09	0	0	0	2	1	93	.860
TEAM TOTALS	6	362	14	2.32	0	2	3	2	1	169	.917
NEW JERSEY	GP	MIN	GA	AVG	EN	SO	W	L	OT	SHOTS	SAVE %
JOHAN HEDBERG	2	125	7	3.36	2	0	2	0	0	64	.891
MARTIN BRODEUR	4	239	9	2.26	0	0	1	3	0	95	.905
TEAM TOTALS	6	364	16	2.64	0	0	3	3	0	159	.899

POWER PLAY

FLYERS	3	FOR	33	9.1%	DEVILS	5	FOR	31	16.1%
HOME	1	FOR	18	5.6%	HOME	2	FOR	16	12.5%
AWAY	2	FOR	15	13.3%	AWAY	3	FOR	15	20.0%

PENALTY KILLING

FLYERS	26	OF	31	83.9%	DEVILS	30	OF	33	90.9%
HOME	12	OF	15	80.0%	HOME	13	OF	15	86.7%
AWAY	14	OF	16	87.5%	AWAY	17	OF	18	94.4%

FLYERS VS. NEW YORK ISLANDERS

2011-12 RESULTS: WON-4; LOST-1 ; OTL-1

DATE	GAME NO.	FLYERS GOALSCORERS	GOALTENDERS	WINNING GOAL
11/23/11	21	FLYERS 4 AT ISLANDERS 3	41,19P,48,48	BRYZGALOV(W),BOBROVSKY(DIPIETRO(L)
1/12/12	42	FLYERS 3 AT ISLANDERS 2	19P,17,14	BOBROVSKY(W)/NABOKOV(L)
1/19/12	45	ISLANDERS 4 AT FLYERS 1	24	NABOKOV(W)/BOBROVSKY(L)
2/7/12	52	ISLANDERS 1 AT FLYERS 0 (SO)		NABOKOV(W)/BRYZGALOV(L)
3/1/12	64	ISLANDERS 3 AT FLYERS 6	24,41P,68,24,19,14	BRYZGALOV(W)/NABOKOV(L)
3/15/12	70	FLYERS 3 AT ISLANDERS 2	36,28,19	BRYZGALOV(W)/NABOKOV(L)

	GP	W	L	OT	PTS	GF	GA	SO	PPG	SHG	PIM
FLYERS	6	4	1	1	9	17	15	0	4	0	52
ISLANDERS	6	2	2	2	6	15	17	1	2	1	46

GOALS BY PERIOD:	1ST	2ND	3RD	OT	TOTAL	SHOTS BY PERIOD:	1ST	2ND	3RD	OT	TOTAL
FLYERS	6	5	5	1	17	FLYERS	54	68	66	5	193
ISLANDERS	4	3	7	1	15	ISLANDERS	59	55	49	4	167

INDIVIDUAL SCORING:

FLYERS	GP	G	A	TP	+/-	PIM	PP	SH	NEW YORK ISLANDERS	GP	G	A	TP	+/-	PIM	PP	SH
CLAUDE GIROUX	6	1	6	7	-1	9	0	0	KYLE OKPOSO	6	4	2	6	0	2	1	0
SCOTT HARTNELL	6	4	2	6	0	2	2	0	MARK STREIT	6	1	4	5	1	6	1	0
MATT READ	6	3	2	5	5	0	0	0	MICHAEL GRABNER	6	3	2	5	4	0	0	0
ANDREJ MESZAROS	5	2	3	5	5	4	1	0	JOSH BAILEY	6	3	1	4	-3	0	0	1
SEAN COUTURIER	6	2	2	4	3	0	0	0	JOHN TAVARES	6	2	2	4	-2	0	0	0
JAROMIR JAGR	6	1	3	4	-4	0	0	0	PA PARENTEAU	6	0	3	3	0	8	0	0
KIMMO TIMONEN	6	0	3	3	0	4	0	0	MATT MOULSON	6	1	1	2	-2	0	0	0
BRAYDON COBURN	6	0	2	2	-4	4	0	0	ANDREW MACDONALD	6	0	2	2	-1	0	0	0
NICKLAS GROSSMANN	2	0	2	2	1	2	0	0	FRANS NIELSEN	6	0	2	2	1	0	0	0
WAYNE SIMMONDS	6	1	1	2	0	5	0	0	CASEY CIZIKAS	2	0	2	2	2	0	0	0
MAXIME TALBOT	6	0	2	2	3	0	0	0	MATT MARTIN	6	0	1	1	-2	7	0	0
DANNY BRIERE	6	2	0	2	1	4	0	0	MILAN JURCINA	5	0	1	1	-4	0	0	0
MATT CARLE	6	0	1	1	0	2	0	0	DYLAN REESE	3	0	1	1	1	7	0	0
ZAC RINALDO	4	1	0	1	-1	4	0	0	TRAVIS HAMONIC	5	0	0	0	2	4	0	0
JAKUB VORACEK	6	0	1	1	-2	0	0	0	MARK EATON	5	0	0	0	-1	0	0	0
PAVEL KUBINA	1	0	1	1	0	0	0	0	NINO NIEDERREITER	4	0	0	0	-2	2	0	0
ANDREAS LILJA	3	0	0	0	1	4	0	0	JAY PANDOLFO	6	0	0	0	-1	0	0	0
BRAYDEN SCHENN	5	0	0	0	-1	2	0	0	DAVID ULLSTROM	3	0	0	0	-2	0	0	0
ERIK GUSTAFSSON	3	0	0	0	1	0	0	0	MARTY REASONER	1	0	0	0	0	0	0	0
ERIC WELLWOOD	1	0	0	0	0	0	0	0	STEVE STAIOS	4	0	0	0	1	0	0	0
JAMES VAN RIEMSDYK	3	0	0	0	0	0	0	0	TIM WALLACE	3	0	0	0	-1	0	0	0
TOM SESTITO	1	0	0	0	0	0	0	0	RHETT RAKHSHANI	1	0	0	0	0	0	0	0
MARC-ANDRE BOURDON	4	0	0	0	0	2	0	0	AARON NESS	1	0	0	0	0	0	0	0
HARRY ZOLNIERCZYK	3	0	0	0	0	2	0	0	BRIAN ROLSTON	2	0	0	0	0	0	0	0
JODY SHELLEY	1	0	0	0	0	0	0	0	MIKE MOTTAU	1	0	0	0	-1	0	0	0
									MICHAEL HALEY	1	0	0	0	0	2	0	0
									BLAKE COMEAU	1	0	0	0	0	0	0	0

GOALTENDING RECORD:

FLYERS	GP	MIN	GA	AVG	EN	SO	W	L	OT	SHOTS	SAVE %
ILYA BRYZGALOV	4	205	9	2.34	0	0	2	0	1	82	.890
SERGEI BOBROVSKY	3	160	6	1.86	1	0	2	1	0	84	.929
TEAM TOTALS	4	365	15	2.10	1	0	4	1	1	166	.910
NEW YORK ISLANDERS	GP	MIN	GA	AVG	EN	SO	W	L	OT	SHOTS	SAVE %
EVGENI NABOKOV	5	300	13	2.67	1	1	2	2	1	159	.918
RICK DIPIETRO	1	62	4	4.19	0	0	0	0	1	33	.879
TEAM TOTALS	6	362	17	3.43	1	1	2	2	2	192	.899

POWER PLAY

FLYERS	3	FOR	15	20.0%	ISLANDERS	2	FOR	18	11.1%
HOME	1	FOR	8	12.5%	HOME	1	FOR	10	10.0%
AWAY	2	FOR	7	28.6%	AWAY	1	FOR	8	12.5%

PENALTY KILLING

FLYERS	16	OF	18	88.9%	ISLANDERS	12	OF	15	80.0%
HOME	7	OF	8	87.5%	HOME	5	OF	7	71.4%
AWAY	9	OF	10	90.0%	AWAY	7	OF	8	87.5%

FLYERS VS. NEW YORK RANGERS

2011-12 RESULTS: WON-0; LOST-6 ; OTL-0

DATE	GAME NO.		FLYERS GOALSCORERS	GOALTENDERS	WINNING GOAL
11-26-11	1	FLYERS 0 AT RANGERS 2		BRYZGALOV/LUNDQVIST	RICHARDS
12-23-11	2	FLYERS 2 AT RANGERS 4	41P,21	BRYZGALOV/LUNDQVIST	GABORIK
01-02-12	3	RANGERS 3 AT FLYERS 2	10,28	BOBROVSKY/LUNDQVIST	RICHARDS
02-05-12	4	RANGERS 5 AT FLYERS 2	10,17P	BRYZGALOV/LUNDQVIST	DEL ZOTTO
02-11-12	5	FLYERS 2 AT RANGERS 5	17,28	BOBROVSKY/LUNDQVIST	CALLAHAN
04-03-12	6	RANGERS 5 AT FLYERS 3	93,17P,19	BRYZGALOV/LUNDQVIST	CALLAHAN

	GP	W	L	OT	PTS	GF	GA	SO	PPG	SHG	PIM
FLYERS	6	0	6	0	0	11	24	0	3	0	184
RANGERS	6	6	0	0	12	24	11	1	8	0	143

GOALS BY PERIOD:	1ST	2ND	3RD	OT	TOTAL	SHOTS BY PERIOD:	1ST	2ND	3RD	OT	TOTAL
FLYERS	1	6	4	0	11	FLYERS	54	74	63	0	191
RANGERS	7	7	10	0	24	RANGERS	64	55	58	0	177

INDIVIDUAL SCORING:

FLYERS	GP	G	A	TP	+/-	PIM	PP	SH	NEW YORK RANGERS	GP	G	A	TP	+/-	PIM	PP	SH
CLAUDE GIROUX	6	2	4	6	-4	0	0	0	MARION GABORIK	6	4	5	8	4	4	2	0
SCOTT HARTNELL	6	1	4	5	-4	18	0	0	BRAD RICHARDS	6	2	6	8	1	6	1	0
WAYNE SIMMONDS	6	3	1	4	0	21	2	0	RYAN CALLAHAN	6	5	2	6	-1	4	4	0
JAKUB VORACEK	6	1	2	3	0	2	0	0	DEREK STEPAN	6	1	5	6	2	2	0	0
ANDREJ MESZAROS	5	1	2	3	-4	4	1	0	ARTEM ANISIMOV	6	3	2	5	1	2	1	0
BRAYDEN SCHENN	4	2	0	2	1	4	0	0	MICHAEL DEL ZOTTO	6	1	4	5	4	0	0	0
MATT CARLE	6	0	2	2	-7	2	0	0	BRANDON DUBINSKY	6	1	3	4	3	16	0	0
MAXIME TALBOT	6	0	2	2	1	6	0	0	DAN GIRARDI	6	0	4	4	4	2	0	0
JAMES VAN RIEMSDYK	2	1	0	1	-1	0	0	0	RUSLAN FEDOTENKO	5	2	1	3	2	0	0	0
BRAYDON COBURN	6	0	1	1	1	2	0	0	CARL HAGELIN	6	1	2	3	3	4	0	0
MATT READ	6	0	1	1	-1	2	0	0	RYAN MCDONAGH	6	1	2	3	4	6	0	0
KIMMO TIMONEN	6	0	1	1	2	4	0	0	JOHN MITCHELL	6	0	3	3	3	0	0	0
ANDREAS LILJA	3	0	1	1	-3	0	0	0	BRANDON PRUST	6	0	3	3	3	37	0	0
MARC-ANDRE BOURDON	6	0	0	0	-2	7	0	0	MIKE RUPP	5	2	0	2	2	5	0	0
SEAN COUTURIER	5	0	0	0	-4	0	0	0	BRIAN BOYLE	6	1	1	2	1	14	0	0
JAROMIR JAGR	5	0	0	0	-4	2	0	0	STU BICKEL	5	0	2	2	3	32	0	0
ZAC RINALDO	5	0	0	0	-1	31	0	0	ANTON STRALMAN	5	0	2	2	2	0	0	0
HARRY ZOLNIERCZYK	4	0	0	0	-4	2	0	0	MARC STAAL	4	0	1	1	-1	3	0	0
DANNY BRIERE	3	0	0	0	-1	14	0	0	STEVE EMINGER	2	0	0	0	-1	4	0	0
TOM SESTITO	3	0	0	0	-1	54	0	0	SEAN AVERY	1	0	0	0	0	0	0	0
ERIK GUSTAFSSON	2	0	0	0	-1	5	0	0	TIM ERIXON	1	0	0	0	1	2	0	0
PAVEL KUBINA	1	0	0	0	-2	4	0	0	MICHAEL SAUER	1	0	0	0	0	0	0	0
ERIC WELLWOOD	1	0	0	0	0	0	0	0	JEFF WOYWITKA	1	0	0	0	0	0	0	0

GOALTENDING RECORD:

FLYERS	GP	MIN	GA	AVG	EN	SO	W	L	OT	SHOTS	SAVE %
ILYA BRYZGALOV	3	174	13	4.47	1	0	0	3	0	85	.847
SERGEI BOBROVSKY	3	177	10	3.39	0	0	0	3	0	91	.890
TEAM TOTALS	6	351	23	3.93	1	0	0	6	0	176	.869

NEW YORK RANGERS	GP	MIN	GA	AVG	EN	SO	W	L	OT	SHOTS	SAVE %
HENRIK LUNDQVIST	6	360	11	1.83	0	1	6	0	0	191	.942
TEAM TOTALS	6	360	11	1.83	0	1	6	0	0	191	.942

POWER PLAY

FLYERS	3	FOR	26	11.5%	NY RANGERS	8	FOR	25	32.0%
HOME	1	FOR	14	7.14%	HOME	2	FOR	11	18.2%
AWAY	2	FOR	12	16.7%	AWAY	6	FOR	14	42.9%

PENALTY KILLING

FLYERS	17	OF	25	68.0%	NY RANGERS	23	OF	26	88.5%
HOME	8	OF	14	57.1%	HOME	10	OF	12	83.3%
AWAY	9	OF	11	81.8%	AWAY	13	OF	14	92.8%

FLYERS VS. OTTAWA SENATORS

2011-12 RESULTS: WON-2; LOST-1 ; OTL-1

DATE	GAME NO.	FLYERS GOALSCORERS	GOALTENDERS	WINNING GOAL	
10-18-11	5	FLYERS 7 AT SENATORS 2	24, 17P, 28P, 27, 21P, 14, 29	BOBROVSKY(W)/AULD(L) & ANDERSON	GIROUX
1-7-12	39	SENATORS 2 AT FLYERS 3 (OT)	48, 48P, 48(OT)	ANDERSON(OT)/BRYZGALOV(W)	BRIERE
1-8-12	40	FLYERS 4 AT SENATORS 6	41, 43, 14, 24P	BRYZGALOV(L)/ANDERSON(W)	KUBA
3-31-12	74	SENATORS 4(SO) AT FLYERS 3	17, 14, 5	ANDERSON(W)/BOBROVSKY(OT)	SPEZZA

	GP	W	L	OT	PTS	GF	GA	SO	PPG	SHG	PIM
FLYERS	4	2	1	1	5	17	13	0	5	0	59
SENATORS	4	2	1	1	5	13	17	0	1	0	69

GOALS BY PERIOD:	1ST	2ND	3RD	OT	TOTAL	SHOTS BY PERIOD:	1ST	2ND	3RD	OT	TOTAL
FLYERS	8	4	4	1	17	FLYERS	54	40	41	10	145
SENATORS	5	2	6	0	13	SENATORS	38	45	39	5	127

INDIVIDUAL SCORING:

FLYERS	GP	G	A	TP	+/-	PIM	PP	SH	OTTAWA	GP	G	A	TP	+/-	PIM	PP	SH
DANNY BRIERE	4	3	3	6	2	9	1	0	ERIK KARLSSON	4	2	5	7	5	0	0	0
MATT READ	4	2	4	6	2	2	1	0	DANIEL ALFREDSSON	4	2	3	5	2	2	0	0
SEAN COUTURIER	4	3	1	4	3	0	0	0	CHRIS NEIL	4	2	1	3	-1	5	0	0
MAXIME TALBOT	4	1	3	4	2	4	0	0	JASON SPEZZA	4	2	1	3	-1	0	0	0
WAYNE SIMMONDS	4	2	1	3	0	0	1	0	NICK FOLIGNO	4	1	1	2	-1	4	0	0
MATT CARLE	4	0	3	3	-2	4	0	0	FILIP KUBA	4	1	1	2	3	4	0	0
JAKUB VORACEK	4	0	3	3	-1	0	0	0	MILAN MICHALEK	4	1	1	2	-2	2	1	0
CLAUDE GIROUX	4	1	1	2	-5	0	1	0	COLIN GREENING	4	1	0	1	-1	4	0	0
ANDREJ MESZAROS	3	1	1	2	1	2	0	0	BOBBY BUTLER	2	1	0	1	0	0	0	0
JAMES VAN RIEMSDYK	3	1	1	2	-3	0	1	0	ERIK CONDRA	4	0	1	1	3	2	0	0
KIMMO TIMONEN	4	0	2	2	-1	4	0	0	JARED COWEN	4	0	1	1	-3	2	0	0
BRAYDON COBURN	4	1	0	1	1	2	0	0	ZACK SMITH	4	0	1	1	0	2	0	0
MARC-ANDRE BOURDON	3	1	0	1	-3	0	0	0	MATT CARKNER	3	0	1	1	1	8	0	0
HARRY ZOLNIERCZYK	2	1	0	1	0	0	0	0	SERGEI GONCHAR	3	0	1	1	-4	4	0	0
SCOTT HARTNELL	4	0	1	1	0	2	0	0	ZENON KONOPKA	3	0	1	1	0	15	0	0
ZAC RINALDO	4	0	1	1	2	10	0	0	KYLE TURRIS	3	0	1	1	2	9	0	0
JAROMIR JAGR	3	0	1	1	-3	0	0	0	ROB KLINKHAMMER	1	0	1	1	0	0	0	0
BRAYDEN SCHENN	3	0	1	1	0	0	0	0	CHRIS PHILLIPS	4	0	0	0	-1	0	0	0
NICKLAS GROSSMANN	1	0	1	1	0	0	0	0	KASPARS DAUGAVINS	3	0	0	0	0	0	0	0
CHRIS PRONGER	1	0	1	1	2	0	0	0	STEPHANE DA COSTA	1	0	0	0	-1	2	0	0
ERIC WELLWOOD	1	0	1	1	-1	0	0	0	BRIAN LEE	1	0	0	0	-1	2	0	0
ANDREAS LILJA	2	0	0	0	3	4	0	0	JIM O'BRIEN	1	0	0	0	1	0	0	0
PAVEL KUBINA	1	0	0	0	-1	0	0	0	PETER REGIN	1	0	0	0	0	0	0	0
MATT WALKER	1	0	0	0	0	16	0	0	DAVID RUNDBLAD	1	0	0	0	0	2	0	0
									MIKA ZIBANEJAD	1	0	0	0	0	0	0	0

GOALTENDING RECORD:

FLYERS	GP	MIN	GA	AVG	EN	SO	W	L	OT	SHOTS	SAVE %
ILYA BRYZGALOV	2	125	7	3.37	1	0	1	1	0	74	.905
SERGEI BOBROVSKY	2	125	5	2.40	0	0	1	0	1	52	.904
TEAM TOTALS	4	250	12	2.88	1	0	2	1	1	126	.905
OTTAWA	GP	MIN	GA	AVG	EN	SO	W	L	OT	SHOTS	SAVE %
CRAIG ANDERON	4	230	13	3.39	0	0	2	0	1	135	.904
ALEX AULD	1	20	4	12.00	0	0	0	1	0	10	.600
TEAM TOTALS	4	250	17	4.08	0	0	2	1	1	145	.883

POWER PLAY

FLYERS	5	FOR	20	25.0%	SENATORS	1	FOR	14	7.1%
HOME	1	FOR	11	9.1%	HOME	0	FOR	7	0.0%
AWAY	4	FOR	9	44.4%	AWAY	1	FOR	7	14.3%

PENALTY KILLING

FLYERS	13	OF	14	92.9%	SENATORS	15	OF	20	75.0%
HOME	6	OF	7	85.7%	HOME	5	OF	9	55.6%
AWAY	7	OF	7	100.0%	AWAY	10	OF	11	90.1%

FLYERS VS. PHOENIX COYOTES

2011-12 RESULTS: WON-1; LOST-0 ; OTL-0

DATE	GAME NO.	FLYERS GOALSCORERS					GOALTENDERS					WINNING GOAL	
12/3/11	25	FLYERS 4 AT COYOTES 2					24P, 17, 28, 19P					BRYZGALOV(W), LABARBERA, SMITH(L)	HARTNELL
FLYERS		GP	W	L	OT	PTS	GF	GA	SO	PPG	SHG	PIM	
COYOTES		1	1	0	0	2	4	2	0	2	0	16	
		1	0	1	0	0	2	4	0	0	0	14	
GOALS BY PERIOD:		1ST	2ND	3RD	OT	TOTAL	SHOTS BY PERIOD:		1ST	2ND	3RD	OT	TOTAL
FLYERS		4	0	0	0	4	FLYERS		17	6	7	0	30
COYOTES		0	1	1	0	2	COYOTES		13	13	12	0	38

INDIVIDUAL SCORING:

FLYERS	GP	G	A	TP	+/-	PIM	PP	SH	PHOENIX	GP	G	A	TP	+/-	PIM	PP	SH
MATT READ	1	1	3	3	0	0	1	0	KEITH YANDLE	1	0	1	1	1	0	0	0
DANNY BRIERE	1	0	2	2	1	4	0	0	RAY WHITNEY	1	1	0	1	0	0	0	0
WAYNE SIMMONDS	1	1	0	1	1	4	0	0	VRBATA RADIM	1	0	1	1	0	0	0	0
SCOTT HARTNELL	1	1	0	1	1	0	1	0	RAFFI TORRES	1	0	1	1	1	4	0	0
CLAUDE GIROUX	1	1	0	1	0	0	0	0	DEREK MORRIS	1	0	1	1	0	0	0	0
KIMMO TIMONEN	1	0	1	1	0	4	0	0	MIKKEL BOEDKER	1	1	0	1	0	0	0	0
JAROMIR JAGR	1	0	1	1	0	0	0	0	DAVID SLEMKO	1	0	0	0	-1	0	0	0
BRAYDON COBURN	1	0	0	0	-1	0	0	0	MARTIN HANZAL	1	0	0	0	0	0	0	0
BRAYDEN SCHENN	1	0	0	0	0	0	0	0	TAYLOR PYATT	1	0	0	0	0	0	0	0
SEAN COUTURIER	1	0	0	0	0	0	0	0	BOYD GORDON	1	0	0	0	1	2	0	0
MATT CARLE	1	0	0	0	0	0	0	0	ROSTISLAV KLESLA	1	0	0	0	0	0	0	0
MAXIME TALBOT	1	0	0	0	0	2	0	0	PATRICK O'SULLIVAN	1	0	0	0	0	0	0	0
HARRY ZOLNIERCZYK	1	0	0	0	-1	0	0	0	SHANE DOAN	1	0	0	0	-1	0	0	0
ZAC RINALDO	1	0	0	0	-1	0	0	0	DAYMOND LANGKOW	1	0	0	0	-1	0	0	0
ANDREJ MESZAROS	1	0	0	0	1	0	0	0	OLIVER EKMAN-LARSSON	1	0	0	0	0	0	0	0
MARC-ANDRE BOURDON	1	0	0	0	0	0	0	0	LAURI KORPIKOSKI	1	0	0	0	0	2	0	0
KEVIN MARSHALL	1	0	0	0	0	0	0	0	ADRIAN AUCOIN	1	0	0	0	0	2	0	0
JAKUB VORACEK	1	0	0	0	0	0	0	0	KYLE TURRIS	1	0	0	0	0	2	0	0

GOALTENDING RECORD:

FLYERS	GP	MIN	GA	AVG	EN	SO	W	L	OT	SHOTS	SAVE %
ILYA BRYZGALOV	1	60	2	2.00	0	0	1	0	0	38	.947
TEAM TOTALS	1	60	2	2.00	0	0	1	0	0	38	.947
PHOENIX	GP	MIN	GA	AVG	EN	SO	W	L	OT	SHOTS	SAVE %
MIKE SMITH	1	40	4	6.00	0	0	0	1	0	17	.764
JASON LABARBERA	1	20	0	0.00	0	1	0	0	0	13	1.0
TEAM TOTALS	1	60	0	3.00	0	1	0	1	0	30	88.2

POWER PLAY

FLYERS	2	FOR	3	66.6%	COYOTES	0	FOR	4	0.0%
HOME	0	FOR	0	0.0%	HOME	0	FOR	4	0.0%
AWAY	2	FOR	3	66.6%	AWAY	0	FOR	0	0.0%

PENALTY KILLING

FLYERS	4	OF	4	100%	COYOTES	1	OF	3	33.3%
HOME	0	OF	0	0.0%	HOME	1	OF	3	33.3%
AWAY	4	OF	4	100%	AWAY	0	OF	0	0.0%

FLYERS VS. PITTSBURGH PENGUINS

2011-12 RESULTS: WON-4; LOST-2 ; OTL-0

DATE	GAME NO.		FLYERS GOALSCORERS	GOALTENDERS	WINNING GOAL
12-8-11	13	PENGUINS 2 AT FLYERS 3	48, 17P, 19	FLEURY(L)/BRYZGALOV(W)	HARTNELL
12-29-11	36	FLYERS 4 AT PENGUINS 2	44P, 68, 24, 27(EN)	BOBROVSKY(W)/FLEURY(L)	READ
2-18-12	58	PENGUINS 6 AT FLYERS 4	68, 68P, 47, 17	FLEURY(W)/BOBROVSKY(L) & BRYZGALOV	DUPUIS
3-18-12	72	PENGUINS 2 AT FLYERS 3	44P, 19, 19	FLEURY(OT)/BRYZGALOV(W)	HARTNELL
4-1-12	79	FLYERS 6 AT PENGUINS 4	28, 27, 17P, 93, 43, 93(EN)	BOBROVSKY(W)/FLEURY(L)	BOURDON
4-7-12	82	FLYERS 2 AT PENGUINS 4	10, 68P	BOBROVSKY(L)/JOHNSON(W) & FLEURY	CROSBY

	GP	W	L	OT	PTS	GF	GA	SO	PPG	SHG	PIM
FLYERS	6	4	2	0	8	22	20	0	6	0	120
PENGUINS	6	2	3	1	5	20	22	0	3	2	115

GOALS BY PERIOD:	1ST	2ND	3RD	OT	TOTAL	SHOTS BY PERIOD:	1ST	2ND	3RD	OT	TOTAL
FLYERS	6	7	8	1	22	FLYERS	63	37	54	3	157
PENGUINS	6	7	7	0	20	PENGUINS	64	54	73	2	193

INDIVIDUAL SCORING:

FLYERS	GP	G	A	P	+/-	PIM	PP	SH	PITTSBURGH	GP	G	A	P	+/-	PIM	PP	SH
CLAUDE GIROUX	5	1	7	8	-2	2	0	0	EVGENI MALKIN	6	3	6	9	-1	12	0	0
JAKUB VORACEK	6	2	5	7	0	2	0	0	PASCAL DUPUIS	6	2	3	5	2	2	0	0
WAYNE SIMMONDS	6	3	3	6	-5	7	2	0	CHRIS KUNITZ	6	2	3	5	-2	8	1	0
JAROMIR JAGR	6	4	1	5	-3	2	2	0	JORDAN STAAL	6	2	3	5	0	4	0	1
SCOTT HARTNELL	6	3	2	5	-1	20	0	0	SIDNEY CROSBY	3	1	3	4	1	0	1	0
KIMMO TIMONEN	6	2	3	5	-5	4	2	0	JAMES NEAL	5	3	0	3	-5	4	1	0
MAXIME TALBOT	5	2	2	4	-2	0	0	0	MATT COOKE	6	2	1	3	1	2	0	1
DANNY BRIERE	5	1	2	3	-2	4	0	0	STEVE SULLIVAN	5	2	1	3	1	6	0	0
MATT CARLE	6	0	3	3	-2	2	0	0	CRAIG ADAMS	6	1	2	3	1	4	0	0
BRAYDEN SCHENN	5	1	1	2	-3	4	0	0	KRIS LETANG	4	0	3	3	5	8	0	0
ERIC WELLWOOD	4	1	1	2	-3	2	0	0	TYLER KENNEDY	5	1	1	2	1	5	0	0
BRAYDON COBURN	6	0	2	2	6	6	0	0	ARRON ASHAM	6	0	2	2	1	12	0	0
SEAN COUTURIER	6	0	2	2	3	0	0	0	DUSTIN JEFFREY	1	1	0	1	1	0	0	0
MATT READ	6	1	0	1	-2	0	0	0	BROOKS ORPICK	6	0	1	1	0	6	0	0
MARC-ANDRE BOURDON	5	1	0	1	0	4	0	0	ZBYNEK MICHAEK	5	0	1	1	3	4	0	0
ZAC RINALDO	4	0	1	1	2	29	0	0	MATT NISKANEN	5	0	1	1	-5	6	0	0
ADNREJ MESZAROS	3	0	1	1	1	0	0	0	SIMON DESPRES	2	0	1	1	2	0	0	0
JAMES VAN RIEMSDYK	3	0	1	1	1	2	0	0	PAUL MARTIN	5	0	0	0	3	2	0	0
HARRY ZOLNIERCZYK	3	0	1	1	1	12	0	0	JOE VITALE	5	0	0	0	-2	21	0	0
NICKLAS GROSSMANN	3	0	0	0	2	2	0	0	DERYK ENGELLAND	4	0	0	0	-3	5	0	0
PAVEL KUBINA	2	0	0	0	-2	2	0	0	STEVE MACINTYRE	2	0	0	0	0	2	0	0
ANDREAS LILJA	2	0	0	0	0	0	0	0	RICHARD PARK	2	0	0	0	0	0	0	0
JODY SHELLEY	2	0	0	0	0	10	0	0	ALEXANDRE PICARD	2	0	0	0	0	0	0	0
ERIK GUSTAFSSON	1	0	0	0	-1	0	0	0	ROBERT BORTUZZO	1	0	0	0	-1	0	0	0
BRANDON MANNING	1	0	0	0	-1	0	0	0	BEN LOVEJOY	1	0	0	0	0	0	0	0
KEVIN MARSHALL	1	0	0	0	1	4	0	0	BRIAN STRAIT	1	0	0	0	-1	2	0	0
									ERIC TANGRADI	1	0	0	0	0	0	0	0
									JASON WILLIAMS	1	0	0	0	0	0	0	0

GOALTENDING RECORD:

FLYERS	GP	MIN	GA	AVG	EN	SO	W	L	OT	SHOTS	SAVE %
ILYA BRYZGALOV	3	162	7	2.60	0	0	2	0	0	80	.912
SERGEI BOBROVSKY	4	203	13	3.84	0	0	2	2	0	113	.885
TEAM TOTALS	6	365	20	3.29	0	0	4	2	0	193	.896
PITTSBURGH	GP	MIN	GA	AVG	EN	SO	W	L	OT	SHOTS	SAVE %
MARC-ANDRE FLEURY	6	334	19	3.41	2	0	1	3	1	149	.872
BRETT JOHNSON	1	28	1	2.14	0	0	1	0	0	6	.833
TEAM TOTALS	6	362	20	3.32	2	0	2	3	1	155	.871

POWER PLAY

FLYERS	6	FOR	29	20.7%	PENGUINS	3	FOR	22	13.6%
HOME	3	FOR	16	18.8%	HOME	2	FOR	12	16.7%
AWAY	3	FOR	13	23.1%	AWAY	1	FOR	10	10.0%

PENALTY KILLING

FLYERS	19	OF	22	86.4%	PENGUINS	23	OF	29	79.3%
HOME	9	OF	10	90.0%	HOME	10	OF	13	76.9%
AWAY	10	OF	12	83.3%	AWAY	13	OF	16	81.3%

FLYERS VS. SAN JOSE SHARKS

2011-12 RESULTS: WON-0; LOST-1 ; OTL-0

DATE	GAME NO.	FLYERS GOALSCORERS					GOALTENDERS					WINNING GOAL	
2/28/12	62	FLYERS 0 AT SHARKS 1					NIEMI(W)/BRYZGALOV(L)					CLOWE	
FLYERS	GP	W	L	OT	PTS	GF	GA	SO	PPG	SHG	PIM		
SHARKS	1	0	1	0	0	0	1	0	0	0	2		
	1	1	0	0	2	1	0	1	0	0	4		
GOALS BY PERIOD:		1ST	2ND	3RD	OT	TOTAL	SHOTS BY PERIOD:		1ST	2ND	3RD	OT	TOTAL
FLYERS	0	0	0	0	0	0	FLYERS	10	7	9	0	26	
SHARKS	1	0	0	0	1	1	SHARKS	11	6	6	0	23	

INDIVIDUAL SCORING:

FLYERS	GP	G	A	TP	+/-	PIM	PP	SH	SAN JOSE	GP	G	A	TP	+/-	PIM	PP	SH
BRAYDON COBURN	1	0	0	0	0	0	0	0	RYANE CLOWE	1	1	0	1	1	0	0	0
NICKLAS GROSSMANN	1	0	0	0	0	0	0	0	BRENT BURNS	1	0	1	1	1	0	0	0
BRAYDEN SCHENN	1	0	0	0	0	0	0	0	JOE THORNTON	1	0	1	1	1	0	0	0
PAVEL KUBINA	1	0	0	0	0	0	0	0	JIM VANDERMEER	1	0	0	0	0	0	0	0
SEAN COUTURIER	1	0	0	0	0	0	0	0	COLIN WHITE	1	0	0	0	0	2	0	0
WAYNE SIMMONDS	1	0	0	0	-1	0	0	0	JOE PAVELSKI	1	0	0	0	0	0	0	0
SCOTT HARTNELL	1	0	0	0	0	0	0	0	BRAD WINCHESTER	1	0	0	0	0	2	0	0
JAMES VAN RIEMSDYK	1	0	0	0	0	0	0	0	PATRICK MARLEAU	1	0	0	0	0	0	0	0
MATT READ	1	0	0	0	-1	0	0	0	TORREY MITCHELL	1	0	0	0	1	0	0	0
MATT CARLE	1	0	0	0	0	0	0	0	DAN BOYLE	1	0	0	0	0	0	0	0
MAXIME TALBOT	1	0	0	0	-1	0	0	0	MICHAEL HANDZUS	1	0	0	0	0	0	0	0
CLAUDE GIROUX	1	0	0	0	0	0	0	0	DANIEL WINNIK	1	0	0	0	0	0	0	0
ZAC RINALDO	1	0	0	0	0	0	0	0	TJ GALIARDI	1	0	0	0	0	0	0	0
ANDREJ MESZAROS	1	0	0	0	-1	0	0	0	MARC-EDOUARD VLASIC	1	0	0	0	0	0	0	0
KIMMO TIMONEN	1	0	0	0	-1	0	0	0	TOMMY WINGELS	1	0	0	0	0	0	0	0
DANNY BRIERE	1	0	0	0	0	0	0	0	JASON DEMERS	1	0	0	0	1	0	0	0
JAROMIR JAGR	1	0	0	0	0	0	0	0	JUSTIN BRAUN	1	0	0	0	0	0	0	0
JAKUB VORACEK	1	0	0	0	0	2	0	0	ANDREW DESJARDINS	1	0	0	0	0	0	0	0

GOALTENDING RECORD:

FLYERS	GP	MIN	GA	AVG	EN	SO	W	L	OT	SHOTS	SAVE %
ILYA BRYZGALOV	1	58	1	1.02	0	0	0	1	0	23	.957
TEAM TOTALS	1	58	1	1.02	0	0	0	1	0	23	.957
SAN JOSE	GP	MIN	GA	AVG	EN	SO	W	L	OT	SHOTS	SAVE %
ANTTI NIEMI	1	60	0	0	0	1	1	0	0	26	1.0
TEAM TOTALS	1	60	0	0	0	1	1	0	0	26	1.0

POWER PLAY

FLYERS	0	FOR	2	0.0%	SHARKS	0	FOR	1	0.0%
HOME	0	FOR	0	0.0%	HOME	0	FOR	1	0.0%
AWAY	0	FOR	2	0.0%	AWAY	0	FOR	0	0.0%

PENALTY KILLING

FLYERS	1	OF	1	100.0%	SHARKS	2	OF	2	100.0%
HOME	0	OF	0	0.0%	HOME	2	OF	2	100.0%
AWAY	1	OF	1	100.0%	AWAY	0	OF	0	0.0%

FLYERS VS. ST. LOUIS BLUES

2011-12 RESULTS: WON-0; LOST-1 ; OTL-0

DATE	GAME NO.	FLYERS GOALSCORERS					GOALTENDERS				WINNING GOAL		
10/22/11	7	BLUES 4 AT FLYERS 2					ELLIOT(W), BRYZGALOV(L)				D'AGOSTINI		
		GP	W	L	OT	PTS	GF	GA	SO	PPG	SHG	PIM	
FLYERS		1	0	1	0	0	2	4	0	1	0	11	
BLUES		1	1	0	0	2	4	2	0	1	0	13	
GOALS BY PERIOD:		1ST	2ND	3RD	OT	TOTAL	SHOTS BY PERIOD:		1ST	2ND	3RD	OT	TOTAL
FLYERS		0	1	1	0	2	FLYERS		6	13	17	0	36
BLUES		2	1	1	0	4	BLUES		10	10	5	0	25

INDIVIDUAL SCORING:

FLYERS	GP	G	A	TP	+/-	PIM	PP	SH	ST. LOUIS	GP	G	A	TP	+/-	PIM	PP	SH
DANNY BRIERE	1	1	1	2	0	0	0	0	CARLO COLAIACOVO	1	1	1	2	2	0	0	0
WAYNE SIMMONDS	1	0	1	1	0	5	0	0	KENT HUSKINS	1	1	0	1	1	0	0	0
CHRIS PRONGER	1	0	1	1	1	0	0	0	ALEXANDER STEEN	1	0	1	1	3	0	0	0
MATT CARLE	1	1	0	1	1	0	0	0	MATT D'AGOSTINI	1	1	0	1	0	0	1	0
JAKUB VORACEK	1	0	1	1	-1	0	0	0	JASON ARNOTT	1	0	1	1	3	0	0	0
BRAYDON COBURN	1	0	0	0	-2	0	0	0	ROMAN POLAK	1	0	1	1	2	2	0	0
ANDREAS LILJA	1	0	0	0	-1	0	0	0	T.J. OSHIE	1	1	0	1	1	0	0	0
BRAYDEN SCHENN	1	0	0	0	0	0	0	0	EVGENY GRACHEV	1	0	1	1	0	2	0	0
SEAN COUTURIER	1	0	0	0	0	0	0	0	BARRET JACKMAN	1	0	0	0	-1	5	0	0
ANDREAS NODL	1	0	0	0	0	0	0	0	SCOTT NICHOL	1	0	0	0	0	0	0	0
SCOTT HARTNELL	1	0	0	0	-1	4	0	0	JAMIE LANGENBRUNNER	1	0	0	0	1	0	0	0
JAMES VAN RIEMSDYK	1	0	0	0	-1	0	0	0	VLADIMIR SOBOTKA	1	0	0	0	-1	0	0	0
MATT READ	1	0	0	0	0	0	0	0	PATRICK BERGLUND	1	0	0	0	0	0	0	0
MAXIME TALBOT	1	0	0	0	0	2	0	0	KEVIN SHATTENKIRK	1	0	0	0	-1	2	0	0
CLAUDE GIROUX	1	0	0	0	-2	0	0	0	CHRIS STEWART	1	0	0	0	-1	0	0	0
ANDREJ MESZAROS	1	0	0	0	-2	0	0	0	ALEX PIETRANGELO	1	0	0	0	1	0	0	0
KIMMO TIMONEN	1	0	0	0	-1	0	0	0	CHRIS PORTER	1	0	0	0	1	0	0	0
JAROMIR JAGR	1	0	0	0	-1	0	0	0	DAVID BACKES	1	0	0	0	0	2	0	0

GOALTENDING RECORD:

FLYERS	GP	MIN	GA	AVG	EN	SO	W	L	OT	SHOTS	SAVE %
ILYA BRYZGALOV	1	58	4	4.13	0	0	0	1	0	25	.875
TEAM TOTALS	1	58	4	4.13	0	0	0	1	0	25	.875
ST. LOUIS	GP	MIN	GA	AVG	EN	SO	W	L	OT	SHOTS	SAVE %
BRIAN ELLIOT	1	60	2	2	0	0	1	0	0	36	.944
TEAM TOTALS	1	60	2	2	0	0	1	0	0	36	.944

POWER PLAY

FLYERS	1	FOR	3	33.3%	BLUES	1	FOR	2	50.0%
HOME	1	FOR	3	33.3%	HOME	0	FOR	0	0.0%
AWAY	0	FOR	0	0.0%	AWAY	1	FOR	2	50.0%

PENALTY KILLING

FLYERS	1	OF	2	50.0%	BLUES	2	OF	3	66.6%
HOME	1	OF	2	50.0%	HOME	0	OF	0	0.0%
AWAY	0	OF	0	0.0%	AWAY	2	OF	3	66.6%

FLYERS VS. TAMPA BAY LIGHTNING

2011-12 RESULTS: WON-1; LOST-2 ; OTL-1

DATE	GAME NO.	FLYERS	GOALSCORERS	GOALTENDERS	WINNING GOAL
11/9/11	15	FLYERS 1 AT LIGHTNING 2	19P	ROLOSON(W)/BRYZGALOV(L)	CONNOLLY
12/10/11	28	LIGHTNING 2 AT FLYERS 5	28,68,17P,25P,19	BRYZGALOV(W)/GARON(L)	SIMMONDS
12/27/11	35	FLYERS 1 AT LIGHTNING 5	19	GARON(W)/BRYZGALOV(L)	STAMKOS
3/27/12	76	LIGHTNING 5 AT FLYERS 3	17,24,19P	ROLOSON(W)/BRYZGALOV(L)	WYMAN

	GP	W	L	OT	PTS	GF	GA	SO	PPG	SHG	PIM
FLYERS	4	1	2	1	3	10	14	0	4	0	66
LIGHTNING	4	3	1	0	6	14	10	0	4	0	66

GOALS BY PERIOD:	1ST	2ND	3RD	OT	TOTAL	SHOTS BY PERIOD:	1ST	2ND	3RD	OT	TOTAL
FLYERS	1	6	3	0	10	FLYERS	36	25	32	1	94
LIGHTNING	4	3	6	1	14	LIGHTNING	29	37	29	2	97

INDIVIDUAL SCORING:

FLYERS	GP	G	A	TP	+/-	PIM	PP	SH	TAMPA BAY	GP	G	A	TP	+/-	PIM	PP	SH
BRAYDON COBURN	4	1	2	3	0	7	0	0	ERIC BREWER	4	2	1	3	-1	6	0	0
CLAUDE GIROUX	4	2	1	3	0	14	0	0	RYAN MALONE	3	0	3	3	1	2	0	0
JAKUB VORACEK	4	1	2	3	0	2	0	0	STEVEN STAMKOS	4	1	2	3	-1	0	2	0
MATT CARLE	4	1	1	2	-1	0	1	0	KEITH AULIE	1	0	2	2	3	2	0	0
SCOTT HARTNELL	4	2	0	2	-1	6	2	0	STEVE DOWNIE	3	1	1	2	1	4	0	0
KEVIN MARSHALL	1	0	2	2	1	0	0	0	MATT GILROY	2	1	1	2	2	0	0	0
MAXIME TALBOT	4	0	2	2	2	0	0	0	BLAIR JONES	3	0	2	2	-1	0	0	0
KIMMO TIMONEN	4	0	2	2	-3	6	0	0	PAVEL KUBINA	2	0	2	2	3	0	0	0
JAMES VAN RIEMSDYK	3	1	1	2	1	0	0	0	TOM PYATT	4	0	2	2	1	8	0	0
ERIC WELLWOOD	1	0	2	2	0	0	0	0	BRANDON SEGAL	1	1	1	2	2	0	0	0
SEAN COUTURIER	3	0	1	1	-1	0	0	0	JAMES WYMAN	1	2	0	2	0	0	0	0
NICKLAS GROSSMANN	1	1	0	1	-1	0	0	0	BRETT CLARK	4	0	1	1	2	0	0	0
ERIK GUSTAFSSON	1	1	0	1	-1	0	0	0	MIKE COMMODORE	1	1	0	1	0	0	0	0
MATT READ	4	0	1	1	-2	0	0	0	BRETT CONNOLLY	2	1	0	1	1	7	0	0
WAYNE SIMMONDS	4	1	0	1	-3	0	1	0	BRUNO GERVAIS	4	0	1	1	2	4	0	0
HARRY ZOLNIERCZYK	3	0	1	1	0	2	0	0	ADAM HALL	3	0	1	1	0	10	0	0
MARC-ANDRE BOURDON	2	0	0	0	-3	0	0	0	VICTOR HEDMAN	2	0	1	1	2	4	0	0
DANNY BRIERE	4	0	0	0	-1	5	0	0	VINCENT LECAVALIER	3	1	0	1	1	0	1	0
JAROMIR JAGR	4	0	0	0	-3	0	0	0	BRIAN LEE	1	0	1	1	1	0	0	0
PAVEL KUBINA	1	0	0	0	0	0	0	0	DOMINIC MOORE	3	1	0	1	0	0	0	0
ANDREAS LILJA	2	0	0	0	1	0	0	0	RYAN SHANNON	2	1	0	1	0	0	0	0
ANDREJ MESZAROS	3	0	0	0	-1	10	0	0	JT WYMAN	1	1	0	1	1	0	0	0
CHRIS PRONGER	1	0	0	0	0	0	0	0	MARC-ANDRE BERGERON	3	0	0	0	0	9	1	0
ZAC RINALDO	4	0	0	0	-2	6	0	0	PIERRE-CEDRIC LABRIE	1	0	0	0	-1	0	0	0
BRAYDEN SCHENN	2	0	0	0	-2	12	0	0	BRENDAN MIKKELSON	1	0	0	0	-1	0	0	0
									TEDDY PURCELL	4	0	0	0	1	0	0	0
									TREVOR SMITH	1	0	0	0	-1	0	0	0
									MARTIN ST. LOUIS	3	0	0	0	4	0	0	0
									NATE THOMPSON	2	0	0	0	-1	0	0	0
									DANA TYRELL	2	0	0	0	-2	0	0	0
									TIM WALLACE	1	0	0	0	-2	0	0	0

GOALTENDING RECORD:

FLYERS	GP	MIN	GA	AVG	EN	SO	W	L	OT	SHOTS	SAVE %
ILYA BRYZGALOV	4	228	13	3.44	1	0	1	2	1	70	.799
SERGEI BOBROVSKY	1	13	0	0.00	0	0	0	0	0	3	1.00
TEAM TOTALS	4	241	13	1.72	1	0	1	2	1	73	.890
TAMPA BAY	GP	MIN	GA	AVG	EN	SO	W	L	OT	SHOTS	SAVE %
DWAYNE ROLOSON	2	122	4	2.03	0	0	2	0	0	53	.927
MATHIEU GARON	2	119	5	3.04	1	0	1	1	0	63	.920
TEAM TOTALS	4	241	9	2.54	1	0	3	1	0	116	.924

POWER PLAY

FLYERS	3	FOR	19	15.8%	LIGHTNING	2	FOR	24	8.3%
HOME	3	FOR	9	33.3%	HOME	2	FOR	14	14.3%
AWAY	0	FOR	10	0.0%	AWAY	0	FOR	10	0.0%

PENALTY KILLING

FLYERS	22	OF	24	91.7%	LIGHTNING	16	OF	19	84.2%
HOME	10	OF	10	100.0%	HOME	10	OF	10	100.0%
AWAY	12	OF	14	85.7%	AWAY	6	OF	9	66.7%

FLYERS VS. TORONTO MAPLE LEAFS

2011-12 RESULTS: WON-4; LOST-0 ; OTL-0

DATE	GAME NO.	FLYERS GOALSCORERS	GOALTENDERS	WINNING GOAL
10/24/11	8	MAPLE LEAFS 2 AT FLYERS 4	BOBROVSKY(W)/GUSTAVSSON(L)	HARTNELL
2/9/12	54	MAPLE LEAFS 3 AT FLYERS 4	BOBROVSKY(W)/REIMER(L)	SCHENN
3/10/12	67	FLYERS 1 AT MAPLE LEAFS 0	BRYZGALOV(W)/GUSTAVSSON(L)	GIROUX
3/29/12	77	FLYERS 7 AT MAPLE LEAFS 1	BOBROVSKY(W)/RYNNAS(L)	SCHENN

	GP	W	L	OT	PTS	GF	GA	SO	PPG	SHG	PIM
FLYERS	4	4	0	0	8	16	6	1	3	1	51
MAPLE LEAFS	4	0	3	1	0	6	16	0	1	0	59

GOALS BY PERIOD:	1ST	2ND	3RD	OT	TOTAL	SHOTS BY PERIOD:	1ST	2ND	3RD	OT	TOTAL
FLYERS	4	6	5	1	16	FLYERS	43	43	36	4	126
MAPLE LEAFS	2	3	1	0	6	MAPLE LEAFS	21	39	35	4	99

INDIVIDUAL SCORING:

FLYERS	GP	G	A	TP	+/	PIM	PP	SH	TORONTO	GP	G	A	TP	+/	PIM	PP	SH
JAROMIR JAGR	4	2	5	7	7	2	1	0	PHIL KESSEL	4	1	2	3	-3	0	0	0
DANNY BRIERE	4	0	6	6	2	2	0	0	JOFFREY LUPUL	2	1	2	3	0	4	1	0
SCOTT HARTNELL	4	3	2	5	4	11	1	0	TYLER BOZAK	3	2	0	2	-1	0	0	0
WAYNE SIMMONDS	4	2	2	4	3	9	0	0	LUKE SCHENN	4	0	2	2	-2	4	0	0
CLAUDE GIROUX	4	1	2	3	4	0	0	0	MIKHAIL GRABOVSKI	4	1	0	1	-1	4	0	0
BRAYDEN SCHENN	4	3	0	3	1	4	1	0	DAVID STECKEL	3	1	0	1	-1	0	0	0
ERIK GUSTAFSSON	3	0	2	2	5	0	0	0	TIM CONNOLLY	3	0	1	1	-2	0	0	0
MATT READ	4	1	1	2	1	2	0	1	JOEY CRABB	3	0	1	1	-1	5	0	0
MAXIME TALBOT	4	1	1	2	-1	0	0	0	MATT FRATTIN	3	0	1	1	0	0	0	0
KIMMO TIMONEN	2	0	2	2	0	0	0	0	JOHN-MICHAEL LILES	4	0	1	1	-4	0	0	0
JAKUB VORACEK	3	1	1	2	-1	0	0	0	MATTHEW LOMBARDI	4	0	1	1	-1	0	0	0
BRAYDON COBURN	4	0	1	1	0	0	0	0	DION PHANEUF	4	0	1	1	-3	13	0	0
PAVEL KUBINA	1	0	1	1	1	0	0	0	COLBY ARMSTRONG	2	0	0	0	-2	0	0	0
ANDREJ MESZAROS	2	0	1	1	4	2	0	0	CARTER ASHTON	2	0	0	0	-3	0	0	0
ERIC WELLWOOD	2	1	0	1	1	0	0	0	MIKE BROWN	3	0	0	0	-1	17	0	0
MARC-ANDRE BOURDON	2	0	0	0	1	0	0	0	PHILIPPE DUPOIS	1	0	0	0	0	0	0	0
MATT CARLE	4	0	0	0	1	4	0	0	CODY FRANSON	2	0	0	0	1	0	0	0
SEAN COUTURIER	4	0	0	0	-1	0	0	0	JAKE GARDINER	4	0	0	0	-5	2	0	0
NICKLAS GROSSMANN	2	0	0	0	-2	0	0	0	CARL GUNNARSSON	4	0	0	0	-1	2	0	0
ANDREAS LILJA	1	0	0	0	0	2	0	0	NAZEM KADRI	1	0	0	0	-1	0	0	0
BRANDON MANNING	1	0	0	0	0	0	0	0	MIKE KOMISAREK	2	0	0	0	0	2	0	0
CHRIS PRONGER	1	0	0	0	0	0	0	0	NIKOLAI KULEMIN	3	0	0	0	-1	0	0	0
ZAC RINALDO	3	0	0	0	0	5	0	0	CLARKE MACARTHUR	4	0	0	0	-2	0	0	0
TOM SESTITO	1	0	0	0	0	0	0	0	JAY ROSEHILL	3	0	0	0	0	4	0	0
JODY SHELLEY	2	0	0	0	0	2	0	0									
JAMES VAN RIEMSDYK	1	0	0	0	-1	0	0	0									
MATT WALKER	1	0	0	0	-1	0	0	0									

GOALTENDING RECORD:

FLYERS	GP	MIN	GA	AVG	EN	SO	W	L	OT	SHOTS	SAVE %
ILYA BRYZGALOV	1	65	0	0.0	0	1	1	0	0	29	1.0
SERGEI BOBROVSKY	3	180	6	2.67	0	0	3	0	0	74	.919
TEAM TOTALS	4	245	6	1.34	0	1	4	0	0	103	.960
TORONTO	GP	MIN	GA	AVG	EN	SO	W	L	OT	SHOTS	SAVE %
JONAS GUSTAVSSON	2	125	5	2.50	0	0	0	1	1	57	.912
JAMES REIMER	1	58	4	3.86	0	0	0	1	0	39	.897
JUSSI RYNNAS	1	59	7	7.00	0	0	0	1	0	30	.766
TEAM TOTALS	4	242	16	4.45	0	0	0	3	1	126	.858

POWER PLAY

FLYERS	3	FOR	12	25.0%	MAPLE LEAFS	1	FOR	13	7.7%
HOME	2	FOR	9	22.2%	HOME	0	FOR	6	0.0%
AWAY	1	FOR	3	33.3%	AWAY	1	FOR	7	0.0%

PENALTY KILLING

FLYERS	12	OF	13	92.3%	MAPLE LEAFS	9	OF	12	75.0%
HOME	6	OF	7	86.1%	HOME	2	OF	3	66.7%
AWAY	6	OF	6	100.0%	AWAY	7	OF	9	77.8%

FLYERS VS. VANCOUVER CANUCKS

2011-12 RESULTS: WON-1; LOST-0 ; OTL-0

DATE	GAME NO.	FLYERS GOALSCORERS					GOALTENDERS				WINNING GOAL		
10/12/11	3	CANUCKS 4 AT FLYERS 5					BRYZGALOV(W)/LUONGO(L)				MESZAROS		
		GP	W	L	OT	PTS	GF	GA	SO	PPG	SHG	PIM	
FLYERS		1	1	0	0	2	5	4	0	2	0	14	
CANUCKS		1	0	1	0	0	4	5	0	2	0	10	
GOALS BY PERIOD:		1ST	2ND	3RD	OT	TOTAL	SHOTS BY PERIOD:		1ST	2ND	3RD	OT	TOTAL
FLYERS		3	1	1	0	5	FLYERS		14	6	7	0	27
CANUCKS		1	2	1	0	4	CANUCKS		9	14	17	0	40

INDIVIDUAL SCORING:

FLYERS	GP	G	A	TP	+/-	PIM	PP	SH	VANCOUVER	GP	G	A	TP	+/-	PIM	PP	SH
CLAUDE GIROUX	1	1	2	3	0	0	1	0	ALEXANDRE BURROWS	1	0	2	2	2	2	0	0
CHRIS PRONGER	1	1	1	3	-1	2	1	0	DANIEL SEDIN	1	1	1	2	1	0	0	0
SEAN COUTURIER	1	0	1	1	1	0	0	0	ALEXANDER EDLER	1	0	2	2	1	0	0	0
JAMES VAN RIEMSDYK	1	1	0	1	1	2	0	0	MIKAEL SAMUELSSON	1	1	1	2	-1	2	0	0
MATT READ	1	0	1	1	0	0	0	0	HENRIK SEDIN	1	1	1	2	1	2	0	0
ANDREJ MESZAROS	1	1	0	1	1	0	0	0	KEVIN BIEKSA	1	0	1	1	-1	0	0	0
KIMMO TIMONEN	1	0	1	1	-1	0	0	0	CHRIS HIGGINS	1	1	0	1	0	0	0	0
DANNY BRIERE	1	0	1	1	2	0	0	0	DAN HAMHUIS	1	0	0	0	0	0	0	0
JAROMIR JAGR	1	0	1	1	0	2	0	0	KEITH BALLARD	1	0	0	0	-2	0	0	0
JAKUB VORACEK	1	1	0	1	2	2	0	0	SAMI SALO	1	0	0	0	1	2	0	0
BRAYDON COBURN	1	0	0	0	2	0	0	0	CODY HODGSON	1	0	0	0	0	0	0	0
ANDREAS LILJA	1	0	0	0	1	0	0	0	MARCO STURM	1	0	0	0	-2	0	0	0
ANDREAS NODL	1	0	0	0	-1	0	0	0	MANNY MALHOLTRA	1	0	0	0	-2	0	0	0
WAYNE SIMMONDS	1	0	0	0	0	0	0	0	DALE WEISE	1	0	0	0	0	0	0	0
SCOTT HARTNELL	1	0	0	0	0	4	0	0	JANNIK HANSEN	1	0	0	0	-1	2	0	0
MATT CARLE	1	0	0	0	0	0	0	0	MAXIM LAPIERRE	1	0	0	0	0	0	0	0
MAXIME TALBOT	1	0	0	0	-1	0	0	0	ANDREW ALBERTS	1	0	0	0	-1	0	0	0
ZAC RINALDO	1	0	0	0	-1	2	0	0	AARON VOLPATTI	1	0	0	0	-1	2	0	0

GOALTENDING RECORD:

FLYERS	GP	MIN	GA	AVG	EN	SO	W	L	OT	SHOTS	SAVE %
ILYA BRYZGALOV	1	60	4	4.0	0	0	1	0	0	40	.900
TEAM TOTALS	1	60	4	4.0	0	0	1	0	0	40	.900
VANCOUVER	GP	MIN	GA	AVG	EN	SO	W	L	OT	SHOTS	SAVE %
ROBERTO LUONGO	1	58	5	5.17	0	0	0	1	0	27	.814
TEAM TOTALS	1	58	5	5.17	0	0	0	1	0	27	.814

POWER PLAY

FLYERS	2	FOR	5	40.0%	CANUCKS	2	FOR	7	28.5%
HOME	2	FOR	5	40.0%	HOME	0	FOR	0	0.0%
AWAY	0	FOR	0	0.0%	AWAY	2	FOR	7	28.5%

PENALTY KILLING

FLYERS	5	OF	7	71.4%	CANUCKS	3	OF	5	60.0%
HOME	5	OF	7	71.4%	HOME	0	OF	0	0.0%
AWAY	0	OF	0	0.0%	AWAY	3	OF	5	60.0%

FLYERS VS. WASHINGTON CAPITALS

2011-12 RESULTS: WON-3; LOST-1 ; OTL-0

DATE	GAME NO.		FLYERS GOALSCORERS	GOALTENDERS	WINNING GOAL
10-20-11	6	CAPITALS 5 AT FLYERS 2	28, 14	VOKOUN(W)/BRYZGALOV(L)	HAMRLIK
12-13-11	29	FLYERS 5 AT CAPITALS 1	19, 43, 17, 27, 93	BRYZGALOV(W)/VOKOUN(L) & NEUVIRTH	BOURDON
3-4-12	64	FLYERS 1 AT CAPITALS 0	47	BRYZGALOV(W)/NEUVIRTH(L)	WELLWOOD
3-22-12	74	CAPITALS 1 AT FLYERS 2(SO)	28,17(SO)	HOLTBY(OT)/BRYZGALOV(W)	SIMMONDS

	GP	W	L	OT	PTS	GF	GA	SO	PPG	SHG	PIM
FLYERS	4	3	1	0	6	9	7	1	0	0	29
CAPITALS	4	1	2	1	3	7	9	0	1	0	19

GOALS BY PERIOD:	1ST	2ND	3RD	OT	TOTAL	SHOTS BY PERIOD:	1ST	2ND	3RD	OT	TOTAL
FLYERS	2	5	2	0	9	FLYERS	39	39	46	2	126
CAPITALS	3	0	4	0	7	CAPITALS	40	40	45	0	125

INDIVIDUAL SCORING:

FLYERS	GP	G	A	TP	+/-	PIM	PP	SH	WASHINGTON	GP	G	A	TP	+/-	PIM	PP	SH
MATT CARLE	4	0	3	3	5	0	0	0	ALEX OVECHKIN	4	3	0	3	-1	2	1	0
CLAUDE GIROUX	3	2	0	2	0	2	0	0	MATHIEU PERREAULT	4	1	1	2	0	0	0	0
WAYNE SIMMONDS	4	1	1	2	1	0	0	0	JOEL WARD	4	1	1	2	3	0	0	0
MAXIME TALBOT	4	1	1	2	2	0	0	0	DENNIS WIDEMAN	4	0	2	2	-3	0	0	0
JAROMIR JAGR	4	0	2	2	2	0	0	0	NICKLAS BACKSTROM	2	0	2	2	0	0	0	0
JAMES VAN RIEMSDYK	2	0	2	2	1	2	0	0	JEFF HALPERN	4	1	0	1	2	2	0	0
SEAN COUTURIER	4	1	0	1	1	2	0	0	ROMAN HAMRLIK	3	1	0	1	1	2	0	0
SCOTT HARTNELL	4	1	0	1	-1	7	0	0	TROY BROUWER	4	0	1	1	1	7	0	0
JAKUB VORACEK	4	1	0	1	0	0	0	0	MATT HENDRICKS	3	0	1	1	2	0	0	0
ERIC WELLWOOD	2	1	0	1	1	0	0	0	JEFF SCHULTZ	3	0	1	1	1	0	0	0
MARC-ANDRE BOURDON	1	1	0	1	3	2	0	0	KARL ALZNER	4	0	0	0	-2	0	0	0
DANNY BRIERE	4	0	1	1	-2	4	0	0	JOHN CARLSON	4	0	0	0	-2	0	0	0
BRAYDON COBURN	4	0	1	1	-2	4	0	0	JASON CHIMERA	4	0	0	0	0	2	0	0
ANDREAS LILJA	3	0	1	1	0	2	0	0	MARCUS JOHANSSON	4	0	0	0	-4	0	0	0
ZAC RINALDO	3	0	1	1	1	0	0	0	MIKE KNUBLE	4	0	0	0	-1	2	0	0
PAVEL KUBINA	2	0	1	1	2	0	0	0	BROOKS LAICH	4	0	0	0	-1	0	0	0
ANDREJ MESZAROS	2	0	1	1	1	0	0	0	MIKE GREEN	3	0	0	0	2	0	0	0
ANDREAS NODL	1	0	1	1	1	0	0	0	ALEXANDER SEMIN	3	0	0	0	-5	2	0	0
JODY SHELLEY	1	0	1	1	0	0	0	0	JAY BEAGLE	2	0	0	0	-1	0	0	0
MATT READ	4	0	0	0	1	0	0	0	DMITRY ORLOV	2	0	0	0	-3	0	0	0
BRAYDON SCHENN	3	0	0	0	-3	0	0	0	KEITH AUCTION	1	0	0	0	-1	0	0	0
KIMMO TIMONEN	3	0	0	0	-1	2	0	0	CODY EAKIN	1	0	0	0	-2	0	0	0
NICKLAS GROSSMAN	2	0	0	0	-1	0	0	0	JOHN ERSKINE	1	0	0	0	0	0	0	0
ERIK GUSTAFSSON	1	0	0	0	0	0	0	0									
CHRIS PRONGER	1	0	0	0	0	2	0	0									
HARRY ZOLNIERZYK	1	0	0	0	0	0	0	0									

GOALTENDING RECORD:

FLYERS	GP	MIN	GA	AVG	EN	SO	W	L	OT	SHOTS	SAVE %
ILYA BRYZGALOV	4	245	7	1.72	0	0	3	1	0	125	.944
TEAM TOTALS	4	245	7	1.72	0	0	3	1	0	125	.944
WASHINGTON	GP	MIN	GA	AVG	EN	SO	W	L	OT	SHOTS	SAVE %
TOMAS VOKOUN	2	100	6	3.60	0	0	1	1	0	63	.905
BRADEN HOLTBY	1	65	1	0.92	0	0	0	0	1	28	.964
MICHAEL NEUVIRTH	2	79	2	1.52	0	0	0	1	0	35	.943
TEAM TOTALS	4	244	9	2.22	0	0	1	2	1	126	.929

POWER PLAY

FLYERS	0	FOR	5	0.0%	CAPITALS	1	FOR	11	9.1%
HOME	0	FOR	3	0.0%	HOME	0	FOR	3	0.0%
AWAY	0	FOR	2	0.0%	AWAY	1	FOR	8	12.5%

PENALTY KILLING

FLYERS	10	OF	11	90.9%	CAPITALS	5	OF	5	100.0%
HOME	7	OF	8	87.5%	HOME	2	OF	2	100.0%
AWAY	3	OF	3	100.0%	AWAY	3	OF	3	100.0%

FLYERS VS. WINNIPEG JETS

2011-12 RESULTS: WON-1; LOST-2 ; OTL-1

DATE	GAME NO.		FLYERS GOALSCORERS	GOALTENDERS	WINNING GOAL
10/27/11	9	JETS 9 AT FLYERS 8	19, 28P, 48, 27, 48, 24, 21, 21	PAVELEC(W), BRYZGALOV(L)	LADD
11/19/11	19	FLYERS 4 AT JETS 6	19P, 19P, 24, 24	PAVELEC(W), BRYZGALOV(L)	ANTROPOV
1/31/12	49	JETS 2 AT FLYERS 1	10P	PAVELEC(W), BRYZGALOV(L)	LITTLE
2/21/12	59	FLYERS 5 AT JETS 4	68(OT), 28, 27, 19P, 17	BRYZGALOV(W), PAVELEC(L)	JAGR

	GP	W	L	OT	PTS	GF	GA	SO	PPG	SHG	PIM
FLYERS	4	1	3	1	3	16	21	0	3	0	59
JETS	4	3	1	1	5	21	16	0	8	1	45

GOALS BY PERIOD:	1ST	2ND	3RD	OT	TOTAL	SHOTS BY PERIOD:	1ST	2ND	3RD	OT	TOTAL
FLYERS	4	6	7	1	18	FLYERS	32	52	60	8	152
JETS	7	7	5	1	20	JETS	46	42	22	5	115

INDIVIDUAL SCORING:

FLYERS	GP	G	A	TP	+/-	PIM	PP	SH	WINNIPEG	GP	G	A	TP	+/-	PIM	PP	SH
SCOTT HARTNELL	4	4	3	7	+1	2	1	0	DUSTIN BYFUGLIEN	3	3	4	7	1	0	2	0
CLAUDE GIROUX	4	2	4	6	-1	0	1	0	BRYAN LITTLE	4	2	4	6	1	0	1	0
DANNY BRIERE	3	2	4	6	+3	2	0	0	BLAKE WHEELER	4	0	6	6	3	0	0	0
KIMMO TIMONEN	4	0	5	5	+3	2	0	0	TIM STAPLETON	2	0	5	5	0	0	0	0
JAROMIR JAGR	3	1	3	4	-1	2	0	0	ANDREW LADD	4	4	1	5	1	2	2	0
JAMES VAN RIEMSDYK	3	2	2	4	1	0	0	0	NIK ANTROPOV	4	2	3	5	1	2	1	0
MATT CARLE	4	0	4	4	-3	2	0	0	EVANDER KANE	3	2	2	4	1	8	1	0
MATT READ	4	3	0	3	0	2	0	0	TOBIAS ENSTROM	3	1	3	4	1	2	0	0
MAXIME TALBOT	4	2	0	2	0	4	0	0	KYLE WELLWOOD	4	1	2	3	-1	0	0	0
WAYNE SIMMONDS	4	1	1	2	2	0	0	0	TANNER GLASS	4	1	2	3	-1	4	0	0
ANDREJ MESZAROS	4	0	2	2	+4	2	0	0	ALEXANDER BURMISTROV	3	1	1	2	-1	4	0	0
JAKUB VORACEK	4	0	1	1	1	2	0	0	JIM SLATER	4	2	0	2	-3	7	0	0
ANDREAS LILJA	2	0	1	1	0	4	0	0	CHRIS THORBURN	4	1	1	2	-3	7	0	0
BRAYDON COBURN	4	0	1	1	0	4	0	0	MARK STUART	4	1	0	1	-1	0	0	0
BRAYDEN SCHENN	2	1	0	1	-1	0	1	0	RANDY JONES	3	1	0	1	2	2	0	0
SEAN COUTURIER	4	0	0	0	1	0	0	0	ZACH BOGOSIAN	3	0	0	0	-3	1	0	0
MARC-ANDRE BOURDON	1	0	0	0	-1	0	0	0	KENNDAL MCARDLE	1	0	0	0	0	2	0	0
ZAC RINALDO	3	0	0	0	0	2	0	0	ANNITI MIETTINEN	1	0	0	0	0	0	0	0
ERIC WELLWOOD	0	0	0	0	0	0	0	0	AARON GAGNON	1	0	0	0	0	0	0	0
ERIK GUSTAFFSON	2	0	0	0	-2	2	0	0	JOHNNY ODUYA	4	0	0	0	-3	2	0	0
PAVEL KUBINA	1	0	0	0	0	0	0	0									
JODY SHELLEY	3	0	0	0	-1	10	0	0									
TOM SESTITO	1	0	0	0	0	5	0	0									
HARRY ZOLNIERCZYK	1	0	0	0	0	2	0	0									
BEN HOLMSTROM	0	0	0	0	0	0	0	0									
KEVIN MARSHALL	0	0	0	0	0	0	0	0									

GOALTENDING RECORD:

FLYERS	GP	MIN	GA	AVG	EN	SO	W	L	OT	SHOTS	SAVE %
ILYA BRYZGALOV	3	162	9	2.40	0	0	1	1	1	60	.801
SERGEI BOBROVSKY	2	83	10	3.50	1	0	0	1	0	54	.770
TEAM TOTALS	4	245	19	5.90	1	0	1	2	1	114	.833
WINNIPEG	GP	MIN	GA	AVG	EN	SO	W	L	OT	SHOTS	SAVE %
ONDREJ PAVELEC	4	240	17	3.97	0	0	3	0	1	157	.895
CHRIS MASON	1	8	1	.66	0	0	0	0	0	5	.800
TEAM TOTALS	4	248	18	4.63	0	0	3	0	1	162	.889

POWER PLAY

FLYERS	6	FOR	17	35.3%	JETS	7	FOR	19	36.8%
HOME	3	FOR	6	50.0%	HOME	6	FOR	11	54.5%
AWAY	3	FOR	11	27.3%	AWAY	1	FOR	8	12.5%

PENALTY KILLING

FLYERS	12	OF	19	63.2%	JETS	11	OF	17	64.7%
HOME	7	OF	8	87.5%	HOME	8	OF	11	72.7%
AWAY	5	OF	11	45.5%	AWAY	3	OF	6	50.0%

EASTERN CONFERENCE QUARTERFINALS

FLYERS VS. PITTSBURGH PENGUINS

2011-12 RESULTS: WON-4; LOST-2

DATE	GAME NO.		FLYERS GOALSCORERS	GOALTENDERS	WINNING GOAL
4/11/12	1	FLYERS 4 AT PENGUINS 3	48,48,10P,93	BRYZGALOV (W) / FLEURY (L)	VORACEK
4/13/12	2	FLYERS 8 AT PENGUINS 5	27, 28P,28,14,14,68,14,28	BRYZGALOV (W) / FLEURY (L)	JAGR
4/15/12	3	PENGUINS 4 AT FLYERS 8	27, 48, 48, 24, 24P, 17, 28, 27	BRYZGALOV (W) / FLEURY (L)	BRIERE
4/18/12	4	PENGUINS 10 AT FLYERS 3	28P, 44P, 93P	FLEURY (W) / BRYZGALOV (L)	STAAL
4/20/12	5	FLYERS 2 AT PENGUINS 3	25P, 19	FLEURY (W) / BRYZGALOV (L)	KENNEDY
4/22/12	6	PENGUINS 1 AT FLYERS 5	28, 19P, 26, 48, 10	BRYZGALOV (W) / FLEURY (L)	HARTNELL

	GP	W	L	OT	PTS	GF	GA	SO	PPG	SHG	PIM
FLYERS	6	4	2	1	71	30	26	0	8	3	157
PENGUINS	6	2	4	1	77	26	30	0	9	0	135

GOALS BY PERIOD:	1ST	2ND	3RD	OT	TOTAL	SHOTS BY PERIOD:	1ST	2ND	3RD	OT	TOTAL
FLYERS	12	8	9	1	30	FLYERS	60	53	50	11	174
PENGUINS	13	11	2	0	26	PENGUINS	73	63	45	0	181

INDIVIDUAL SCORING:

FLYERS	GP	G	A	TP	+/-	PIM	PP	SH	PITTSBURGH	GP	G	A	TP	+/-	PIM	PP	SH
CLAUDE GIROUX	6	6	8	14	6	9	2	1	JORDAN STAAL	6	6	3	9	2	2	1	0
DANNY BRIERE	6	5	3	8	-5	2	1	0	SIDNEY CROSBY	6	3	5	8	-3	9	0	0
JAROMIR JAGR	6	1	6	7	-3	2	0	0	EVGENI MALKIN	6	3	5	8	-1	6	1	0
JAKUB VORACEK	6	2	5	7	1	6	1	0	PASCAL DUPUIS	6	2	4	6	0	0	0	0
BRAYDEN SCHENN	6	2	4	6	-3	4	1	0	TYLER KENNEDY	6	3	3	6	1	2	0	0
SCOTT HARTNELL	6	2	3	5	-1	9	2	0	CHRIS KUNITZ	6	2	4	6	-2	8	2	0
MATT CARLE	6	1	3	4	0	4	1	0	JAMES NEAL	5	2	4	6	-3	12	1	0
BRAYDON COBURN	6	0	4	4	3	3	0	0	STEVE SULLIVAN	6	2	4	6	-4	2	2	0
SEAN COUTURIER	6	3	1	4	3	2	0	0	KRIS LETANG	6	1	4	5	-1	21	1	0
MATT READ	6	2	2	4	1	2	1	0	MATT COOKE	6	0	3	3	3	16	0	0
WAYNE SIMMONDS	6	1	3	4	-3	26	1	0	MATT NISKANEN	4	1	2	3	2	6	1	0
MAXIME TALBOT	6	3	1	4	5	0	1	2	DERYK ENGELLAND	6	0	1	1	1	14	0	0
KIMMO TIMONEN	6	1	1	2	3	19	1	0	PAUL MARTIN	3	1	0	1	-1	0	0	0
NICKLAS GROSSMANN	4	0	1	1	0	8	0	0	ZBYNEK MICHALEK	6	0	1	1	2	0	0	0
ERIK GUSTAFSSON	2	1	0	1	3	2	0	0	RICHARD PARK	2	0	1	1	-1	2	0	0
PAVEL KUBINA	5	0	1	1	-3	12	0	0	ERIC TANGRADI	2	0	1	1	2	0	0	0
MARC-ANDRE BOURDON	1	0	0	0	0	0	0	0	CRAIG ADAMS	5	0	0	0	-1	19	0	0
ANDREAS LILJA	6	0	0	0	-3	2	0	0	ARRON ASHAM	3	0	0	0	-3	10	0	0
ZAC RINALDO	4	0	0	0	-2	46	0	0	SIMON DESPRES	3	0	0	0	2	2	0	0
JAMES VAN RIEMSDYK	2	0	0	0	0	0	0	0	BEN LOVEJOY	2	0	0	0	-2	0	0	0
ERIC WELLWOOD	6	0	0	0	1	0	0	0	BROOKS ORPIK	6	0	0	0	-2	4	0	0
									BRIAN STRAIT	3	0	0	0	3	0	0	0
									JOE VITALE	4	0	0	0	-2	12	0	0

GOALTENDING RECORD:

FLYERS	GP	MIN	GA	AVG	EN	SO	W	L	OT	SHOTS	SAVE %
ILYA BRYZGALOV	6	324	20	3.53	0	0	4	2	1	166	.860
SERGEI BOBROVSKY	1	37	5	5.00	0	0	0	0	0	18	.722
TEAM TOTALS	6	381	25	4.27	0	0	4	2	1	184	.791
PENGUINS	GP	MIN	GA	AVG	EN	SO	W	L	OT	SHOTS	SAVE %
MARC-ANDRE FLEURY	6	338	26	4.42	2	0	2	3	1	166	.836
BRENT JOHNSON	1	20	2	2.00	0	0	0	0	0	6	.666
TEAM TOTALS	6	358	28	3.21	2	0	2	3	1	172	.751

POWER PLAY

FLYERS	12	FOR	23	52.2%	PENGUINS	9	FOR	29	31.0%
HOME	8	FOR	15	53.3%	HOME	3	FOR	10	30.0%
AWAY	4	FOR	8	50.0%	AWAY	6	FOR	19	31.6%

PENALTY KILLING

FLYERS	20	OF	29	68.9%	PENGUINS	11	OF	23	47.8%
HOME	13	OF	19	68.4%	HOME	4	OF	8	50.0%
AWAY	7	OF	10	70.0%	AWAY	7	OF	15	46.7%

EASTERN CONFERENCE SEMIFINALS

FLYERS VS. NEW JERSEY DEVILS

2011-12 RESULTS: WON-1; LOST-4

DATE	GAME NO.		FLYERS GOALSCORERS	GOALTENDERS	WINNING GOAL
4/29/12	1	DEVILS 3 AT FLYERS 4	48,21,28P,48	BRYZGALOV(W)/BRODEUR(L)	BRIERE
5/1/12	2	DEVILS 4 AT FLYERS 1	24	BRODEUR(W)/BRYZGALOV(L)	CLARKSON
5/3/12	3	FLYERS 3 AT DEVILS 4	10P,25,48	BRODEUR(W)/BRYZGALOV(L)	PONIKAROVSKY
5/6/12	4	FLYERS 2 AT DEVILS 4	19P,28S	BRODEUR(W)/BRYZGALOV(L)	ZUBRUS
5/8/12	5	DEVILS 3 AT FLYERS 1	27	BRODEUR(W)/BRYZGALOV(L)	CLARKSON

	GP	W	L	OT	PTS	GF	GA	SO	PPG	SHG	PIM
FLYERS	5	1	3	1	3	11	18	0	3	1	60
DEVILS	5	3	0	1	7	18	11	0	4	1	40

GOALS BY PERIOD:	1ST	2ND	3RD	OT	TOTAL	SHOTS BY PERIOD:	1ST	2ND	3RD	OT	TOTAL
FLYERS	5	3	2	1	11	FLYERS	40	31	50	13	134
DEVILS	7	2	8	1	18	DEVILS	70	46	39	10	165

INDIVIDUAL SCORING:

FLYERS	GP	G	A	TP	+/-	PIM	PP	SH	NEW JERSEY	GP	G	A	TP	+/-	PIM	PP	SH
DANNY BRIERE	5	3	2	5	-1	2	0	0	ILYA KOVALCHUK	4	2	5	7	0	2	1	0
CLAUDE GIROUX	4	2	1	3	-4	2	1	1	DAINIUS ZUBRUS	5	2	3	5	5	3	0	0
SCOTT HARTNELL	5	1	2	3	-6	6	1	0	ADAM HENRIQUE	5	0	4	4	5	4	0	0
BRAYDEN SCHENN	5	1	2	3	0	4	1	0	ZACH PARISE	5	2	2	4	1	0	0	0
JAKUB VORACEK	5	0	3	3	1	2	0	0	TRAVIS ZAJAC	5	2	2	4	1	2	1	0
MATT CARLE	5	1	1	2	-3	2	0	0	DAVID CLARKSON	5	2	1	3	3	2	0	0
WAYNE SIMMONDS	5	0	2	2	-3	12	0	0	BRYCE SALVADOR	5	2	1	3	2	2	0	1
MAXIME TALBOT	5	1	1	2	0	10	0	0	PETR SYKORA	5	2	1	3	2	2	1	0
KIMMO TIMONEN	5	0	2	2	-2	4	0	0	MAREK ZIDLICKY	5	1	3	3	1	8	0	0
JAMES VAN RIEMSDYK	5	1	1	2	-2	4	0	0	PATRIK ELIAS	5	1	1	2	2	2	1	0
ERIK GUSTAFSSON	5	0	1	1	1	0	0	0	ALEXEI PONIKAROVSKY	5	1	1	2	2	0	0	0
JAROMIR JAGR	5	0	1	1	-2	0	0	0	MARK FAYNE	5	0	1	1	1	0	0	0
MATT READ	5	1	0	1	-1	0	0	0	STEPHEN GIONTA	5	0	1	1	-1	2	0	0
BRAYDON COBURN	5	0	0	0	-3	2	0	0	PETER HARROLD	2	0	1	1	0	0	0	0
SEAN COUTURIER	5	0	0	0	-1	2	0	0	ADAM LARSSON	4	1	0	1	3	4	0	0
NICKLAS GROSSMANN	5	0	0	0	0	0	0	0	STEVE BERNIER	5	0	0	0	-3	0	0	0
ANDREAS LILJA	4	0	0	0	-2	4	0	0	RYAN CARTER	4	0	0	0	-1	0	0	0
ANDREJ MESZAROS	1	0	0	0	0	0	0	0	ANDY GREENE	5	0	0	0	1	2	0	0
ZAC RINALDO	1	0	0	0	0	2	0	0	TIM SESTITO	1	0	0	0	0	0	0	0
ERIC WELLWOOD	5	0	0	0	-2	2	0	0	ANTON VOLCHENKOV	5	0	0	0	2	0	0	0

GOALTENDING RECORD:

FLYERS	GP	MIN	GA	AVG	EN	SO	W	L	OT	SHOTS	SAVE %
ILYA BRYZGALOV	5	322	18	3.60	2	0	1	3	1	165	.890
TEAM TOTALS	5	322	18	3.60	2	0	1	3	1	165	.890
NEW JERSEY	GP	MIN	GA	AVG	EN	SO	W	L	OT	SHOTS	SAVE %
MARTIN BRODEUR	5	322	10	2.70	0	0	3	0	1	134	.921
TEAM TOTALS	5	322	10	2.70	0	0	3	0	1	134	.921

POWER PLAY

FLYERS	3	FOR	19	15.8%	DEVILS	4	FOR	18	22.2%
HOME	1	FOR	12	8.3%	HOME	2	FOR	7	28.6%
AWAY	2	FOR	7	28.6%	AWAY	2	FOR	11	18.2%

PENALTY KILLING

FLYERS	14	OF	18	77.8%	DEVILS	16	OF	19	84.2%
HOME	9	OF	11	81.8%	HOME	5	OF	7	71.4%
AWAY	5	OF	7	71.4%	AWAY	11	OF	12	91.7%

FLYERS RECORD BY GAME - BEST

GAME	PTS	TIMES	RECORD	LAST TIME	GAME	PTS	TIMES	RECORD	LAST TIME
1	2	21x	1-0-0	2011-12	43	69		29-3-11	1979-80
2	4	14x	2-0-0	2011-12	44	70		29-3-12	1979-80
3	6	11x	3-0-0	2011-12	45	72		30-3-12	1979-80
4	8	7x	4-0-0	1995-96	46	74		31-3-12	1979-80
5	10	2x	5-0-0	1986-87	47	76		32-3-12	1979-80
6	12		6-0-0	1986-87	48	78		33-3-12	1979-80
7	13		6-0-1	1981-82	49	80		34-3-12	1979-80
8	15		7-0-1	1981-82	50	82		35-3-12	1979-80
9	15	2x	7-1-1	1981-82	51	83		35-3-13	1979-80
10	17	2x	8-1-1	1981-82	52	83		35-4-13	1979-80
11	19		9-1-1	1979-80	53	85		36-4-13	1979-80
12	21		10-1-1	1979-80	54	87		37-4-13	1979-80
13	23		11-1-1	1979-80	55	89		38-4-13	1979-80
14	25		12-1-1	1979-80	56	91		39-4-13	1979-80
15	27		13-1-1	1979-80	57	91		39-5-13	1979-80
16	28	2x	14-2-0	1985-86	58	93		40-5-13	1979-80
			13-1-2	1979-80	59	95		41-5-13	1979-80
17	30	2x	15-2-0	1985-86	60	96		41-5-14	1979-80
			14-1-2	1979-80	61	97		41-5-15	1979-80
18	32		15-1-2	1979-80	62	97		41-6-15	1979-80
19	33		15-1-3	1979-80	63	99		42-6-15	1979-80
20	35		16-1-3	1979-80	64	99		42-7-15	1979-80
21	37		17-1-3	1979-80	65	101		43-7-15	1979-80
22	38		17-1-4	1979-80	66	103		44-7-15	1979-80
23	39		17-1-5	1979-80	67	105		45-7-15	1979-80
24	40		17-1-6	1979-80	68	106		45-7-16	1979-80
25	42		18-1-6	1979-80	69	106		45-8-16	1979-80
26	43		18-1-7	1979-80	70	107		45-8-17	1979-80
27	45		19-1-7	1979-80	71	108		47-10-14	1975-76
28	47		20-1-7	1979-80	72	108	2x	45-9-18	1979-80
29	48		20-1-8	1979-80				47-11-14	1975-76
30	49		20-1-9	1979-80	73	110		48-11-14	1975-76
31	51		21-1-9	1979-80	74	111		48-11-15	1975-76
32	53		22-1-9	1979-80	75	113		49-11-15	1975-76
33	54		22-1-10	1979-80	76	114		49-11-16	1975-76
34	56		23-1-10	1979-80	77	114		49-12-16	1975-76
35	58		24-1-10	1979-80	78	116		50-12-16	1975-76
36	60		25-1-10	1979-80	79	118		51-12-16	1975-76
37	62		26-1-10	1979-80	80	118		51-13-16	1975-76
38	62		26-2-10	1979-80	81	104		46-23-12	2010-11
39	64		27-2-10	1979-80	82	106		47-23-12	2010-11
40	64		27-3-10	1979-80	83	81		35-37-11	1992-93
41	65		27-3-11	1979-80	84	83		36-37-11	1992-93
42	67		28-3-11	1979-80					

+ Record includes three points awarded for three overtime losses.

Changes in the NHL season length since the Flyers inception are as follows:

1967-68 – 74 games

1968-70 – 76 games

1970-74 – 78 games

1974-92 – 80 games

1992-94 – 84 games

1994-present – 82 games

FLYERS RECORD BY GAME - WORST

GAME	PTS	TIMES	RECORD	LAST TIME	GAME	PTS	TIMES	RECORD	LAST TIME
1	0	16x	0-1-0	2008-09	46	26		11-27-4	2006-07
2	0	9x	0-2-0	2008-09	47	26		11-28-4	2006-07
3	0	2x	0-3-0	1994-95	48	26		11-29-4	2006-07
4	1	3x	0-3-1	2008-09	49	26		11-30-4	2006-07
5	2		0-4-1	1999-2000#	50	26		11-31-4	2006-07
6	2		0-5-1	1999-2000#	51	27		11-31-5	2006-07
7	2		0-3-2	2008-09	52	27		11-32-5	2006-07
8	3		0-3-3	2008-09	53	29		12-32-5	2006-07
9	3	2x	1-5-1	2006-07	54	30		12-32-6	2006-07
10	3	2x	1-6-1	2006-07	55	31		12-32-7	2006-07
11	5		1-3-3	2008-09	56	33		13-32-7	2006-07
12	5	2x	2-6-1	2006-07	57	33		13-33-7	2006-07
13	5	2x	2-7-1	2006-07	58	34		13-33-8	2006-07
14	7		2-3-3	2008-09	59	36		14-33-8	2006-07
15	7	3x	3-7-1	2006-07	60	38		15-33-8	2006-07
16	7		3-8-1	2006-07	61	38		15-34-8	2006-07
17	7		3-9-1	2006-07	62	40		16-34-8	2006-07
18	7		3-10-1	2006-07	63	40		16-35-8	2006-07
19	7		3-11-1	2006-07	64	40		16-36-8	2006-07
20	8		3-11-2	2006-07	65	41	2x	16-36-9	2006-07
21	8		3-12-2	2006-07				13-33-15	1968-69
22	10		4-12-2	2006-07	65	41		16-37-9	2006-07
23	12		5-12-2	2006-07	66	42		16-37-10	2006-07
24	12		5-13-2	2006-07	67	44	2x	17-37-10	2006-07
25	12		5-14-2	2006-07				13-33-18	1968-69
26	13		5-14-3	2006-07	68	45		17-37-11	2006-07
27	15	2x	6-14-3	2006-07	69	47	2x	18-37-11	2006-07
28	15		6-15-3	1968-69				14-33-19	1968-69
29	16		6-15-4	1968-69	70	47		18-38-11	2006-07
30	16		6-16-4	1968-69	71	49		19-38-11	2006-07
31	16		6-17-4	1968-69	72	49		19-39-11	2006-07
32	18		7-17-4	1968-69	73	49		19-40-11	2006-07
33	20	2x	8-17-4	2006-07	74	51		20-40-11	2006-07
34	20		8-18-4	2006-07	75	51		20-41-11	2006-07
35	20		8-19-4	2006-07	76	51		20-42-11	2006-07
36	20		8-20-4	2006-07	77	51		20-43-11	2006-07
37	20		8-21-4	2006-07	78	51		20-44-11	2006-07
38	20		8-22-4	2006-07	79	53		21-44-11	2006-07
39	20		8-23-4	2006-07	80	53		21-45-11	2006-07
40	20		8-24-4	2006-07	81	53		21-46-11	2006-07
41	22		9-24-4	2006-07	82	54		21-46-12	2006-07
42	24		10-24-4	2006-07	83	54		21-47-12	2006-07
43	26		11-24-4	2006-07	84	54		21-48-12	2006-07
44	26		11-25-4	2006-07	85	56		22-48-12	2006-07
45	26		11-26-4	2006-07	86	79		35-39-9	1993-94
					87	80		35-39-10	1993-94

#Record includes one point awarded for an overtime loss.

FLYERS ALL-TIME RECORDS VS. NHL TEAMS (OVERALL)

TEAM	SITE	GP	W	L	T	OTL	PTS	PCT.	GF	GA	SOF	SOA
Anaheim	Home	11	4	3	3	1	12	.364	29	23	0	0
	Road	13	6	4	2	1	15	.462	45	46	1	0
	Totals	24	10	7	5	2	27	.417	70	66	1	0
Boston	Home	87	35	39	10	3	83	.402	273	267	1	1
	Road	90	28	46	11	5	75	.311	251	316	0	0
	Totals	177	63	85	21	8	158	.356	524	583	1	1
Buffalo	Home	81	46	20	12	3	107	.568	282	210	0	2
	Road	77	31	36	8	2	72	.403	223	257	1	0
	Totals	158	77	56	20	5	179	.487	505	467	1	2
Calgary	Home	31	14	15	2	0	30	.452	112	122	1	1
	Road	31	17	10	2	2	38	.548	103	85	0	0
	Totals	62	31	25	4	2	68	.500	215	207	1	1
Carolina	Home	57	38	11	5	3	84	.667	212	143	2	2
	Road	58	33	15	9	1	76	.569	212	173	1	0
	Totals	115	71	26	14	4	160	.617	424	316	3	2
Chicago	Home	65	38	16	11	0	87	.585	215	168	0	0
	Road	63	17	27	19	0	53	.270	180	213	0	0
	Totals	128	55	43	30	0	140	.846	395	381	0	0
Colorado	Home	37	24	9	2	2	52	.649	134	99	0	0
	Road	39	11	14	12	2	36	.282	131	138	0	0
	Totals	76	35	23	14	4	88	.461	265	237	0	0
Columbus	Home	5	4	0	1	0	9	.800	24	10	0	0
	Road	6	2	2	2	0	6	.333	11	12	0	0
	Totals	11	6	2	3	0	15	.545	35	22	0	0
Dallas	Home	105	69	14	22	0	160	.657	406	228	0	0
	Road	105	39	41	25	0	103	.371	325	313	1	0
	Totals	210	108	55	47	0	263	.514	731	541	1	0
Detroit	Home	61	37	13	11	0	85	.607	243	174	0	0
	Road	63	19	34	10	0	48	.302	193	225	0	0
	Totals	124	56	47	21	0	133	.452	436	399	0	0
Edmonton	Home	34	21	11	2	0	44	.618	138	94	0	0
	Road	31	8	17	6	0	22	.258	86	106	0	1
	Totals	65	29	28	8	0	66	.446	224	200	0	1
Florida	Home	39	17	14	6	2	42	.436	104	98	1	0
	Road	38	26	11	1	0	53	.684	123	93	2	0
	Totals	77	43	25	7	2	95	.558	227	191	3	0
L.A.	Home	68	42	16	8	2	94	.618	251	162	0	0
	Road	70	40	21	8	1	89	.571	238	203	0	1
	Totals	138	82	37	16	3	183	.594	489	365	0	1
Minnesota	Home	8	6	1	0	1	13	.750	25	11	0	0
	Road	5	2	2	1	0	5	.400	13	9	0	0
	Totals	13	8	3	1	1	18	.615	38	20	0	0
Montreal	Home	87	35	34	16	2	88	.398	261	258	1	0
	Road	88	31	41	14	2	78	.352	260	299	0	0
	Totals	175	66	76	30	4	166	.375	521	557	1	0

FLYERS ALL-TIME RECORDS VS. NHL TEAMS (OVERALL)

TEAM	SITE	GP	W	L	T	OTL	PTS	PCT.	GF	GA	SOF	SOA
Nashville	Home	9	5	2	1	1	12	.556	30	16	0	0
	Road	7	2	1	2	2	8	.286	15	14	0	2
	Totals	16	7	3	3	3	20	.438	45	30	0	2
New Jersey	Home	109	65	29	10	5	145	.596	397	280	0	0
	Road	107	39	55	8	5	91	.364	333	349	1	6
	Totals	216	104	84	18	10	236	.481	730	629	1	6
NY Islanders	Home	119	72	33	11	3	158	.605	422	324	0	1
	Road	122	52	53	15	2	121	.426	367	413	2	0
	Totals	241	124	86	26	5	279	.515	789	737	2	1
NY Rangers	Home	133	63	52	14	4	144	.474	413	370	2	3
	Road	134	51	57	23	3	128	.381	387	422	0	2
	Totals	267	114	109	37	7	272	.427	800	792	2	5
Ottawa	Home	37	22	11	2	2	48	.595	127	100	0	0
	Road	38	13	17	6	2	34	.342	110	120	0	2
	Totals	75	35	28	8	4	82	.467	237	220	0	2
Phoenix	Home	35	25	9	0	1	51	.714	144	93	0	0
	Road	34	17	15	2	0	36	.500	111	108	0	0
	Totals	69	42	24	2	1	87	.609	255	201	0	0
Pittsburgh	Home	130	92	26	8	4	196	.708	527	338	0	3
	Road	130	49	56	22	3	123	.377	418	455	0	2
	Totals	260	141	82	30	7	319	.542	945	793	0	5
St. Louis	Home	70	47	13	10	0	104	.671	271	161	1	0
	Road	71	36	27	7	1	80	.507	225	202	0	0
	Totals	141	83	40	17	1	184	.589	496	363	1	0
San Jose	Home	15	6	5	2	2	16	.400	48	44	0	2
	Road	16	7	6	2	1	17	.438	39	40	0	1
	Totals	31	13	11	4	3	33	.419	87	84	0	3
Tampa Bay	Home	39	19	11	7	2	47	.487	124	97	0	1
	Road	40	22	16	1	1	46	.550	118	119	1	0
	Totals	79	41	27	8	3	93	.519	242	216	1	1
Toronto	Home	81	51	22	8	0	110	.630	304	194	0	0
	Road	81	37	28	14	2	90	.457	262	244	0	0
	Totals	162	88	50	22	2	200	.543	566	438	0	0
Vancouver	Home	57	38	18	1	0	77	.667	242	170	0	0
	Road	54	31	11	12	0	74	.574	216	154	0	0
	Totals	111	69	29	13	0	151	.622	458	324	0	0
Washington	Home	97	59	30	6	2	126	.608	362	267	0	1
	Road	94	41	36	13	4	99	.436	299	301	1	2
	Totals	191	100	66	19	6	225	.524	661	568	1	3
Winnipeg	Home	24	14	5	2	3	33	.583	92	73	1	0
	Road	24	17	5	1	1	36	.708	85	58	0	1
	Totals	48	31	10	3	4	69	.646	177	131	1	1

FLYERS REGULAR SEASON RECORD VS. NHL TEAMS 1967-2012

ANAHEIM

YEAR	OVERALL						HOME						ROAD					
	GP	W	L	T	OTL	PTS	GP	W	L	T	OTL	PTS	GP	W	L	T	OTL	PTS
1993-94	2	0	2	0	--	0	1	0	1	0	--	0	1	0	1	0	--	0
1994-95	Did Not Play						Did Not Play						Did Not Play					
1995-96	2	1	0	1	--	3	1	0	0	1	--	1	1	1	0	0	--	2
1996-97	2	2	0	0	--	4	1	1	0	0	--	2	1	1	0	0	--	2
1997-98	2	0	0	2	--	2	1	0	0	1	--	1	1	0	0	1	--	1
1998-99	2	1	1	0	--	2	1	1	0	0	--	2	1	0	1	0	--	0
1999-00	2	0	0	2	0	2	1	0	0	1	0	1	1	0	0	1	0	1
2000-01	1	0	1	0	0	0	1	0	1	0	0	0	Did Not Play					
2001-02	2	1	1	0	0	2	1	1	0	0	0	2	1	0	1	0	0	0
2002-03	1	1	0	0	0	2	Did Not Play						1	1	0	0	0	2
2003-04	1	0	0	0	1	1	Did Not Play						1	0	0	0	1	1
2005-06	Did Not Play						Did Not Play						Did Not Play					
2006-07	1	1	0	--	0	2	Did Not Play						1	1	0	--	0	2
2007-08	1	1	0	--	0	2	1	1	0	--	0	2	Did Not Play					
2008-09	1	1	0	--	0	2	Did Not Play						1	1	0	--	0	2
2009-10	1	0	0	--	1	1	1	0	0	0	1		Did Not Play					
2010-11	2	0	2	--	--	0	1	0	1	--	--	0	1	0	1	--	--	0
2011-12	1	1	0	--	0	2	Did Not Play						1	1	0	--	0	2
TOTALS	24	10	7	5	2	27	11	4	3	3	1	12	13	6	4	2	1	15

FLYERS REGULAR SEASON RECORD VS. NHL TEAMS 1967-2012

BOSTON

YEAR	OVERALL						HOME						ROAD					
	GP	W	L	T	OTL	PTS	GP	W	L	T	OTL	PTS	GP	W	L	T	OTL	PTS
1967-68	4	1	3	0	--	2	2*	0	2	0	--	0	2	1	1	0	--	2
1968-69	6	2	4	0	--	4	3	2	1	0	--	4	3	0	3	0	--	0
1969-70	6	0	4	2	--	2	3	0	2	1	--	1	3	0	2	1	--	1
1970-71	6	0	6	0	--	0	3	0	3	0	--	0	3	0	3	0	--	0
1971-72	6	0	6	0	--	0	3	0	3	0	--	0	3	0	3	0	--	0
1972-73	5	0	4	1	--	1	3	0	3	0	--	0	2	0	1	1	--	1
1973-74	5	1	3	1	--	3	2	1	0	1	--	3	3	0	3	0	--	0
1974-75	4	1	2	1	--	3	2	1	1	0	--	2	2	0	1	1	--	1
1975-76	4	1	2	1	--	3	2	1	1	0	--	2	2	0	1	1	--	1
1976-77	4	3	1	0	--	6	2	1	1	0	--	2	2	2	0	0	--	4
1977-78	4	2	1	1	--	5	2	2	0	0	--	4	2	0	1	1	--	1
1978-79	5	3	1	1	--	7	2	2	0	0	--	4	3	1	1	1	--	3
1979-80	4	1	1	2	--	4	2	0	0	2	--	2	2	1	1	0	--	2
1980-81	4	2	2	0	--	4	2	2	0	0	--	4	2	0	2	0	--	0
1981-82	3	2	1	0	--	4	2	1	1	0	--	2	1	1	0	0	--	2
1982-83	3	0	2	1	--	1	1	0	0	1	--	1	2	0	2	0	--	0
1983-84	3	1	1	1	--	3	2	1	0	1	--	3	1	0	1	0	--	0
1984-85	3	2	1	0	--	4	1	1	0	0	--	2	2	1	1	0	--	2
1985-86	3	2	1	0	--	4	2	2	0	0	--	4	1	0	1	0	--	0
1986-87	3	2	1	0	--	4	1	1	0	0	--	2	2	1	1	0	--	2
1987-88	3	2	1	0	--	4	2	1	1	0	--	2	1	1	0	0	--	2
1988-89	3	1	2	0	--	2	1	1	0	0	--	2	2	0	2	0	--	0
1989-90	3	0	3	0	--	0	2	0	2	0	--	0	1	0	1	0	--	0
1990-91	3	1	2	0	--	2	1	0	1	0	--	0	2	1	1	0	--	2
1991-92	3	2	1	0	--	4	1	1	0	0	--	2	2	1	1	0	--	2
1992-93	4	1	3	0	--	2	2	0	2	0	--	0	2	1	1	0	--	2
1993-94	5	2	2	1	--	5	2	1	1	0	--	2	3*	1	1	1	--	3
1994-95	4	2	2	0	--	4	2	2	0	0	--	4	2	0	2	0	--	0
1995-96	4	2	2	0	--	4	2	1	1	0	--	2	2	1	1	0	--	2
1996-97	4	2	1	1	--	5	2	2	0	0	--	4	2	0	1	1	--	1
1997-98	4	0	3	1	--	1	2	0	1	1	--	1	2	0	2	0	--	0
1998-99	4	2	1	1	--	5	2	1	0	1	--	3	2	1	1	0	--	2
1999-00	4	3	0	1	0	7	2	2	0	0	0	4	2	1	0	1	0	3
2000-01	4	1	2	1	0	3	2	1	1	0	0	2	2	0	1	1	0	1
2001-02	4	2	1	0	1	5	2	0	1	0	1	1	2	2	0	0	0	4
2002-03	4	1	0	2	1	5	2	0	0	2	0	2	2	1	0	0	1	3
2003-04	4	1	1	1	1	4	2	1	1	0	0	2	2	0	0	1	1	2
2005-06	4	3	1	--	0	6	2	1	1	--	0	2	2	2	0	--	0	4
2006-07	4	2	2	--	0	4	2	1	1	--	0	2	2	1	1	--	0	2
2007-08	4	1	1	--	2	4	2	0	1	--	1	1	2	1	0	--	1	3
2008-09	4	2	2	--	0	4	2	0	2	--	0	0	2	2	0	--	0	4
2009-10	4	2	1	--	1	5	2	1	1	--	0	2	2	1	0	--	1	3
2010-11	4	1	3	--	--	2	2	0	2	--	0	0	2	1	1	--	0	2
2011-12	4	1	1	--	2	4	2	0	1	--	1	1	2	1	0	--	1	3
TOTALS	177	63	85	21	6	155	87	35	39	10	3	83	90	28	46	11	5	72

*Record includes game played at neutral site.

FLYERS REGULAR SEASON RECORD VS. NHL TEAMS 1967-2012

BUFFALO

YEAR	OVERALL						HOME						ROAD					
	GP	W	L	T	OTL	PTS	GP	W	L	T	OTL	PTS	GP	W	L	T	OTL	PTS
1970-71	6	3	2	1	--	7	3	2	0	1	--	5	3	1	2	0	--	2
1971-72	6	2	2	2	--	6	3	2	0	1	--	5	3	0	2	1	--	1
1972-73	5	3	2	0	--	6	2	2	0	0	--	4	3	1	2	0	--	2
1973-74	5	5	0	0	--	10	3	3	0	0	--	6	2	2	0	0	--	4
1974-75	4	3	0	1	--	7	2	2	0	0	--	4	2	1	0	1	--	3
1975-76	4	3	0	1	--	7	2	2	0	0	--	4	2	1	0	1	--	3
1976-77	4	2	2	0	--	4	2	2	0	0	--	4	2	0	2	0	--	0
1977-78	4	0	3	1	--	1	2	0	1	1	--	1	2	0	2	0	--	0
1978-79	5	3	0	2	--	8	3	1	0	2	--	4	2	2	0	0	--	4
1979-80	4	3	0	1	--	7	2	2	0	0	--	4	2	1	0	1	--	3
1980-81	4	0	2	2	--	2	2	0	1	1	--	1	2	0	1	1	--	1
1981-82	3	2	1	0	--	4	2	2	0	0	--	4	1	0	1	0	--	0
1982-83	3	1	2	0	--	2	1	1	0	0	--	2	2	0	2	0	--	0
1983-84	3	0	3	0	--	0	2	0	2	0	--	0	1	0	1	0	--	0
1984-85	3	1	1	1	--	3	1	0	1	0	--	0	2	1	0	1	--	3
1985-86	3	1	2	0	--	2	2	0	2	0	--	0	1	1	0	0	--	2
1986-87	3	2	1	0	--	4	1	1	0	0	--	2	2	1	1	0	--	2
1987-88	3	3	0	0	--	6	2	2	0	0	--	4	1	1	0	0	--	2
1988-89	3	2	1	0	--	4	1	1	0	0	--	2	2	1	1	0	--	2
1989-90	3	1	2	0	--	2	2	1	1	0	--	2	1	0	1	0	--	0
1990-91	3	0	3	0	--	0	1	0	1	0	--	0	2	0	2	0	--	0
1991-92	3	1	1	1	--	3	2	1	0	1	--	3	1	0	1	0	--	0
1992-93	3	1	1	1	--	3	2	0	1	1	--	1	1	1	0	0	--	2
1993-94	4	3	1	0	--	6	2	1	1	0	--	2	2	2	0	0	--	4
1994-95	3	2	1	0	--	4	2	2	0	0	--	4	1	0	1	0	--	0
1995-96	4	2	2	0	--	4	2	1	1	0	--	2	2	1	1	0	--	2
1996-97	4	1	2	1	--	3	2	0	1	1	--	1	2	1	1	0	--	2
1997-98	4	2	1	1	--	5	2	1	0	1	--	3	2	1	1	0	--	2
1998-99	4	0	1	3	--	3	2	0	0	2	--	2	2	0	1	1	--	1
1999-00	4	3	1	0	0	6	2	2	0	0	0	4	2	1	1	0	0	2
2000-01	4	4	0	0	0	8	2	2	0	0	0	4	2	2	0	0	0	4
2001-02	4	0	4	0	0	0	2	0	2	0	0	0	2	0	2	0	0	0
2002-03	4	2	2	0	0	4	2	2	0	0	0	4	2	0	2	0	0	0
2003-04	4	2	1	1	0	5	2	2	0	0	0	4	2	0	1	1	0	1
2005-06	4	1	2	--	1	3	2	0	1	--	1	1	2	1	1	--	0	2
2006-07	4	1	2	--	1	3	2	1	0	--	1	3	2	0	2	--	0	0
2007-08	4	1	2	--	1	3	2	0	1	--	1	1	2	1	1	--	0	2
2008-09	4	4	0	--	0	8	2	2	0	--	0	4	2	2	0	--	0	4
2009-10	4	1	2	--	1	2	2	0	2	--	0	0	2	1	0	--	1	3
2010-11	4	2	1	--	1	5	2	1	1	--	0	2	2	1	0	--	1	3
2011-12	4	4	0	--	0	8	2	2	0	--	0	4	2	2	0	--	0	4
TOTALS	158	77	56	20	5	178	81	46	20	12	3	107	77	31	36	8	2	72

FLYERS REGULAR SEASON RECORD VS. NHL TEAMS 1967-2012

CALGARY/ATLANTA

YEAR	OVERALL						HOME						ROAD					
	GP	W	L	T	OTL	PTS	GP	W	L	T	OTL	PTS	GP	W	L	T	OTL	PTS
1972-73	5	3	1	1	--	7	3	2	0	1	--	5	2	1	1	0	--	2
1973-74	6	2	2	2	--	6	3	1	2	0	--	2	3	1	0	2	--	4
1974-75	6	3	2	1	--	7	3	2	1	0	--	4	3	1	1	1	--	3
1975-76	6	4	1	1	--	9	3	3	0	0	--	6	3	1	1	1	--	3
1976-77	6	2	2	2	--	6	3	2	1	0	--	4	3	0	1	2	--	2
1977-78	6	4	1	1	--	9	3	3	0	0	--	6	3	1	1	1	--	3
1978-79	8	4	4	0	--	8	4	3	1	0	--	6	4	1	3	0	--	2
1979-80	4	2	2	0	--	4	2	2	0	0	--	4	2	0	2	0	--	0
1980-81	4	2	2	0	--	4	2	2	0	0	--	4	2	0	2	0	--	0
1981-82	3	3	0	0	--	6	1	1	0	0	--	2	2	2	0	0	--	4
1982-83	3	3	0	0	--	6	2	2	0	0	--	4	1	1	0	0	--	2
1983-84	3	2	1	0	--	4	1	1	0	0	--	2	2	1	1	0	--	2
1984-85	3	2	1	0	--	4	2	2	0	0	--	4	1	0	1	0	--	0
1985-86	3	2	1	0	--	4	1	1	0	0	--	2	2	1	1	0	--	2
1986-87	3	1	2	0	--	2	2	1	1	0	--	2	1	0	1	0	--	0
1987-88	3	0	3	0	--	0	1	0	1	0	--	0	2	0	2	0	--	0
1988-89	3	0	3	0	--	0	2	0	2	0	--	0	1	0	1	0	--	0
1989-90	3	1	1	1	--	3	1	0	1	0	--	0	2	1	0	1	--	3
1990-91	3	1	2	0	--	2	2	1	1	0	--	2	1	0	1	0	--	0
1991-92	3	2	1	0	--	4	1	1	0	0	--	2	2	1	1	0	--	2
1992-93	3	0	1	2	--	2	1	0	0	1	--	1	2*	0	1	1	--	1
1993-94	2	0	2	0	--	0	1	0	1	0	--	0	1	0	1	0	--	0
1994-95	Did Not Play						Did Not Play						Did Not Play					
1995-96	2	2	0	0	--	4	1	1	0	0	--	2	1	1	0	0	--	2
1996-97	2	1	1	0	--	2	1	0	1	0	--	0	1	1	0	0	--	2
1997-98	2	1	1	0	--	2	1	1	0	0	--	2	1	0	1	0	--	0
1998-99	2	1	0	1	--	3	1	0	0	1	--	1	1	1	0	0	--	2
1999-00	1	1	0	0	0	2	Did Not Play						1	1	0	0	0	2
2000-01	2	1	1	0	0	2	1	1	0	0	0	2	1	0	1	0	0	0
2001-02	1	0	1	0	0	0	1	0	1	0	0	0	Did Not Play					
2002-03	1	1	0	0	0	2	Did Not Play						1	1	0	0	0	2
2003-04	1	0	0	0	1	1	1	0	0	1		1	Did Not Play					
2005-06	1	1	0	--	0	2	1	1	0	--	0	2	Did Not Play					
2006-07	Did Not Play						Did Not Play						Did Not Play					
2007-08	1	1	0	--	0	2	Did Not Play						1	1	0	--	0	2
2008-09	1	0	1	--	0	0	1	0	1	--	0	0	Did Not Play					
2009-10	1	1	0	--	0	2	Did Not Play						1	1	0	--	0	2
2010-11	1	0	0	--	1	1	1	0	0	--	1	1	Did Not Play					
2011-12	1	1	0	--	0	2	Did Not Play						1	1	0	--	0	2
TOTALS	109	55	40	12	2	124	54	34	15	3	2	73	55	20	25	9	0	51

*Record includes game played at neutral site.

FLYERS REGULAR SEASON RECORD VS. NHL TEAMS 1967-2012

CAROLINA/HARTFORD

YEAR	OVERALL						HOME						ROAD					
	GP	W	L	T	OTL	PTS	GP	W	L	T	OTL	PTS	GP	W	L	T	OTL	PTS
1979-80	4	2	0	2	--	6	2	2	0	0	--	4	2*	0	0	2	--	2
1980-81	4	3	0	1	--	7	2	1	0	1	--	3	2	2	0	0	--	4
1981-82	3	3	0	0	--	6	2	2	0	0	--	4	1	1	0	0	--	2
1982-83	3	2	1	0	--	4	1	1	0	0	--	2	2	1	1	0	--	2
1983-84	3	1	2	0	--	2	2	1	1	0	--	2	1	0	1	0	--	0
1984-85	3	2	0	1	--	5	1	1	0	0	--	2	2	1	0	1	--	3
1985-86	3	3	0	0	--	6	2	2	0	0	--	4	1	1	0	0	--	2
1986-87	3	1	2	0	--	2	1	0	1	0	--	0	2	1	1	0	--	2
1987-88	3	2	1	0	--	4	2	2	0	0	--	4	1	0	1	0	--	0
1988-89	3	1	1	1	--	3	1	1	0	0	--	2	2	0	1	1	--	1
1989-90	3	1	2	0	--	2	2	1	1	0	--	2	1	0	1	0	--	0
1990-91	3	0	3	0	--	0	1	0	1	0	--	0	2	0	2	0	--	0
1991-92	3	0	3	0	--	0	2	0	2	0	--	0	1	0	1	0	--	0
1992-93	3	3	0	0	--	6	1	1	0	0	--	2	2	2	0	0	--	4
1993-94	4	3	1	0	--	6	2	1	1	0	--	2	2	2	0	0	--	4
1994-95	3	2	1	0	--	4	1	1	0	0	--	2	2	1	1	0	--	2
1995-96	4	3	0	1	--	7	2	2	0	0	--	4	2	1	0	1	--	3
1996-97	4	3	0	1	--	7	2	1	0	1	--	3	2	2	0	0	--	4
1997-98	4	2	1	1	--	5	2	1	1	0	--	2	2	1	0	1	--	3
1998-99	4	2	0	2	--	6	2	1	0	1	--	3	2	1	0	1	--	3
1999-00	4	2	2	0	0	4	2	1	1	0	0	2	2	1	1	0	0	2
2000-01	4	3	1	0	0	6	2	2	0	0	0	4	2	1	1	0	0	2
2001-02	4	3	1	0	0	6	2	2	0	0	0	4	2	1	1	0	0	2
2002-03	4	2	0	2	0	6	2	1	0	1	0	3	2	1	0	1	0	3
2003-04	4	2	0	2	0	6	2	1	0	1	0	3	2	1	0	1	0	3
2005-06	4	2	1	--	1	5	2	1	0	--	1	3	2	1	1	--	0	2
2006-07	4	2	1	--	1	5	2	1	1	--	0	2	2	1	0	--	1	3
2007-08	4	3	0	--	1	7	2	1	0	--	1	3	2	2	0	--	0	4
2008-09	4	3	0	--	1	7	2	1	0	--	1	3	2	2	0	--	0	4
2009-10	4	4	0	--	0	8	2	2	0	--	0	4	2	2	0	--	0	4
2010-11	4	3	1	--	0	6	2	2	0	--	0	4	2	1	1	--	0	2
2011-12	4	3	1	--	0	6	2	1	1	--	0	2	2	2	0	--	0	4
TOTALS	115	71	26	14	4	160	57	38	11	5	3	84	58	33	15	9	1	76

*Record includes game played at neutral site.

FLYERS REGULAR SEASON RECORD VS. NHL TEAMS 1967-2012

CHICAGO

YEAR	OVERALL					HOME						ROAD						
	GP	W	L	T	PTS	GP	W	L	T	PTS	GP	W	L	T	PTS			
1967-68	4	1	3	0	--	2	2	1	1	0	--	2	2	0	2	0	--	0
1968-69	6	0	3	3	--	3	3	0	2	1	--	1	3	0	1	2	--	2
1969-70	6	0	4	2	--	2	3	0	3	0	--	0	3	0	1	2	--	2
1970-71	6	1	4	1	--	3	3	1	1	1	--	3	3	0	3	0	--	0
1971-72	6	2	3	1	--	5	3	2	1	0	--	4	3	0	2	1	--	1
1972-73	5	2	2	1	--	5	2	1	0	1	--	3	3	1	2	0	--	2
1973-74	5	2	2	1	--	5	3	2	1	0	--	4	2	0	1	1	--	1
1974-75	5	4	1	0	--	8	3	3	0	0	--	6	2	1	1	0	--	2
1975-76	5	2	1	2	--	6	2	1	0	1	--	3	3	1	1	1	--	3
1976-77	5	3	0	2	--	8	3	3	0	0	--	6	2	0	0	2	--	2
1977-78	5	2	2	1	--	5	2	2	0	0	--	4	3	0	2	1	--	1
1978-79	4	1	3	0	--	2	2	0	2	0	--	0	2	1	1	0	--	2
1979-80	4	2	0	2	--	6	2	1	0	1	--	3	2	1	0	1	--	3
1980-81	4	1	1	2	--	4	2	1	0	1	--	3	2	0	1	1	--	1
1981-82	3	1	1	1	--	3	1	0	0	1	--	1	2	1	1	0	--	2
1982-83	3	1	1	1	--	3	2	0	1	1	--	1	1	1	0	0	--	2
1983-84	3	1	0	2	--	4	1	1	0	0	--	2	2	0	0	2	--	2
1984-85	3	2	1	0	--	4	2	2	0	0	--	4	1	0	1	0	--	0
1985-86	3	2	0	1	--	5	1	1	0	0	--	2	2	1	0	1	--	3
1986-87	3	2	0	1	--	5	2	2	0	0	--	4	1	0	0	1	--	1
1987-88	3	0	3	0	--	0	1	0	1	0	--	0	2	0	2	0	--	0
1988-89	3	3	0	0	--	6	2	2	0	0	--	4	1	1	0	0	--	2
1989-90	3	0	3	0	--	0	1	0	1	0	--	0	2	0	2	0	--	0
1990-91	3	2	1	0	--	4	2	1	1	0	--	2	1	1	0	0	--	2
1991-92	3	0	0	3	--	3	2	0	0	2	--	2	1	0	0	1	--	1
1992-93	2	1	0	1	--	3	1	1	0	0	--	2	1	0	0	1	--	1
1993-94	2	1	0	1	--	3	1	0	0	1	--	1	1	1	0	0	--	2
1994-95	Did Not Play					Did Not Play						Did Not Play						
1995-96	2	1	1	0	--	2	1	1	0	0	--	2	1	0	1	0	--	0
1996-97	2	0	1	1	--	1	1	0	1	0	--	0	1	0	0	1	--	1
1997-98	2	2	0	0	--	4	1	1	0	0	--	2	1	1	0	0	--	2
1998-99	2	2	0	0	--	4	1	1	0	0	--	2	1	1	0	0	--	2
1999-00	1	1	0	0	0	2	1	1	0	0	0	2	Did Not Play					
2000-01	1	1	0	0	0	2	Did Not Play					1	1	0	0	0	2	
2001-02	2	1	1	0	0	2	1	1	0	0	0	2	1	0	1	0	0	0
2002-03	2	2	0	0	0	4	1	1	0	0	0	2	1	1	0	0	0	2
2003-04	1	1	0	0	0	2	1	1	0	0	0	2	Did Not Play					
2005-06	1	1	0	--	0	2	Did Not Play					1	1	0	--	0	2	
2006-07	1	1	0	--	0	2	1	1	0	--	0	2	Did Not Play					
2007-08	Did Not Play					Did Not Play						Did Not Play						
2008-09	1	0	1	--	0	0	Did Not Play					1	0	1	--	0	0	
2009-10	1	1	0	--	0	2	1	1	0	--	0	2	Did Not Play					
2010-11	1	1	0	--	0	2	Did Not Play					1	1	0	--	0	2	
2011-12	1	1	0	--	0	2	1	1	0	--	0	2	Did Not Play					
TOTALS	128	55	43	30	0	140	65	38	16	11	0	87	63	17	27	19	0	53

FLYERS REGULAR SEASON RECORD VS. NHL TEAMS 1967-2012

COLORADO/QUEBEC

YEAR	OVERALL						HOME						ROAD					
	GP	W	L	T	OTL	PTS	GP	W	L	T	OTL	PTS	GP	W	L	T	OTL	PTS
1979-80	4	3	0	1	--	7	2	2	0	0	--	4	2	1	0	1	--	3
1980-81	4	1	2	1	--	3	2	1	1	0	--	2	2	0	1	1	--	1
1981-82	3	1	1	1	--	3	1	1	0	0	--	2	2	0	1	1	--	1
1982-83	3	3	0	0	--	6	2	2	0	0	--	4	1	1	0	0	--	2
1983-84	3	2	0	1	--	5	1	1	0	0	--	2	2	1	0	1	--	3
1984-85	3	1	1	1	--	3	2	1	0	1	--	3	1	0	1	0	--	0
1985-86	3	1	1	1	--	3	1	0	1	0	--	0	2	1	0	1	--	3
1986-87	3	2	0	1	--	5	2	2	0	0	--	4	1	0	0	1	--	1
1987-88	3	2	0	1	--	5	1	0	0	1	--	1	2	2	0	0	--	4
1988-89	3	2	1	0	--	4	2	2	0	0	--	4	1	0	1	0	--	0
1989-90	3	1	1	1	--	3	1	1	0	0	--	2	2	0	1	1	--	1
1990-91	3	3	0	0	--	6	2	2	0	0	--	4	1	1	0	0	--	2
1991-92	3	3	0	0	--	6	2	2	0	0	--	4	1	1	0	0	--	2
1992-93	4	1	3	0	--	2	2	1	1	0	--	2	2	0	2	0	--	0
1993-94	4	3	1	0	--	6	2	2	0	0	--	4	2	1	1	0	--	2
1994-95	4	0	3	1	--	1	2	0	2	0	--	0	2	0	1	1	--	1
1995-96	2	0	1	1	--	1	1	0	1	0	--	0	1	0	0	1	--	1
1996-97	2	1	0	1	--	3	1	1	0	0	--	2	1	0	0	1	--	1
1997-98	2	0	2	0	--	0	1	0	1	0	--	0	1	0	1	0	--	0
1998-99	2	0	1	1	--	1	1	0	1	0	--	0	1	0	0	1	--	1
1999-00	2	1	1	0	0	2	1	1	0	0	0	2	1	0	1	0	0	0
2000-01	1	0	0	1	0	1	Did Not Play						1	0	0	1	0	1
2001-02	2	1	1	0	0	2	1	0	1	0	0	0	1	1	0	0	0	2
2002-03	2	1	0	0	1	3	1	0	0	0	1	1	1	1	0	0	0	2
2003-04	1	0	0	0	1	1	Did Not Play						1	0	0	0	1	1
2005-06	1	0	0	--	1	1	1	0	0	--	1	1	Did Not Play					
2006-07	Did Not Play						Did Not Play						Did Not Play					
2007-08	1	0	1	--	0	0	Did Not Play						1	0	1	--	0	0
2008-09	2	1	1	--	0	2	1	1	0	--	0	2	1	0	1	--	0	0
2009-10	1	0	1	--	0	0	Did Not Play						1	0	1	--	0	0
2010-11	1	1	0	--	0	2	1	1	0	--	0	2	Did Not Play					
2011-12	1	0	0	--	1	1	Did Not Play						1	0	0	--	1	1
TOTALS	76	35	23	14	4	88	37	24	9	2	2	52	39	11	14	12	2	36

COLUMBUS

YEAR	OVERALL					HOME					ROAD							
	GP	W	L	T	PTS	GP	W	L	T	PTS	GP	W	L	T	PTS			
2000-01	1	1	0	0	0	2	Did Not Play					1	1	0	0	2		
2001-02	2	0	0	2	0	2	1	0	0	1	0	1	0	0	1	1		
2002-03	1	1	0	0	0	2	1	1	0	0	0	2	Did Not Play					
2003-04	1	0	0	1	0	1	Did Not Play					1	0	0	1	0	1	
2005-06	1	1	0	--	0	2	Did Not Play					1	1	0	--	0	2	
2006-07	1	1	0	--	0	2	1	1	0	--	0	2	Did Not Play					
2007-08	Did Not Play						Did Not Play						Did Not Play					
2008-09	1	0	1	--	0	0	Did Not Play					1	0	1	--	0	0	
2009-10	1	1	0	--	0	2	1	1	0	--	0	2	Did Not Play					
2010-11	1	0	1	--	0	0	Did Not Play					1	0	1	--	0	0	
2011-12	1	1	0	--	0	2	1	1	0	--	0	2	Did Not Play					
TOTALS	11	6	2	3	0	15	5	4	0	1	0	9	6	2	2	2	0	6

FLYERS REGULAR SEASON RECORD VS. NHL TEAMS 1967-2012

DALLAS/MINNESOTA

YEAR	OVERALL					PTS	HOME					PTS	ROAD					PTS
	GP	W	L	T	OTL		GP	W	L	T	OTL		GP	W	L	T	OTL	
1967-68	10	6	3	1	--	13	*5	3	2	0	--	6	5	3	1	1	--	7
1968-69	8	3	2	3	--	9	4	1	1	2	--	4	4	2	1	1	--	5
1969-70	8	4	3	1	--	9	4	3	1	0	--	6	4	1	2	1	--	3
1970-71	6	2	1	3	--	7	3	2	0	1	--	5	3	0	1	2	--	2
1971-72	6	1	3	2	--	4	3	1	1	1	--	3	3	0	2	1	--	1
1972-73	5	3	2	0	--	6	3	3	0	0	--	6	2	0	2	0	--	0
1973-74	6	4	0	2	--	10	3	2	0	1	--	5	3	2	0	1	--	5
1974-75	5	4	1	0	--	8	3	3	0	0	--	6	2	1	1	0	--	2
1975-76	5	3	0	2	--	8	2	2	0	0	--	4	3	1	0	2	--	4
1976-77	5	3	0	2	--	8	2	2	0	0	--	4	3	1	0	2	--	4
1977-78	5	3	2	0	--	6	3	1	2	0	--	2	2	2	0	0	--	4
1978-79	4	2	2	0	--	4	2	2	0	0	--	4	2	0	2	0	--	0
1979-80	4	3	1	0	--	6	2	2	0	0	--	4	2	1	1	0	--	2
1980-81	4	2	1	1	--	5	2	1	0	1	--	3	2	1	1	0	--	2
1981-82	3	1	1	1	--	3	2	1	0	1	--	3	1	0	1	0	--	0
1982-83	3	1	1	1	--	3	1	1	0	0	--	2	2	0	1	1	--	1
1983-84	3	0	1	2	--	2	2	0	0	2	--	2	1	0	1	0	--	0
1984-85	3	3	0	0	--	6	1	1	0	0	--	2	2	2	0	0	--	4
1985-86	3	2	0	1	--	5	2	1	0	1	--	3	1	1	0	0	--	2
1986-87	3	1	2	0	--	2	1	1	0	0	--	2	2	0	2	0	--	0
1987-88	3	2	1	0	--	4	2	1	1	0	--	2	1	1	0	0	--	2
1988-89	3	2	1	0	--	4	1	1	0	0	--	2	2	1	1	0	--	2
1989-90	3	2	1	0	--	4	2	2	0	0	--	4	1	0	1	0	--	0
1990-91	3	1	1	1	--	3	1	1	0	0	--	2	2	0	1	1	--	1
1991-92	3	3	0	0	--	6	1	1	0	0	--	2	2	2	0	0	--	4
1992-93	2	1	1	0	--	2	1	1	0	0	--	2	1	0	1	0	--	0
1993-94	2	0	2	0	--	0	1	0	1	0	--	0	1	0	1	0	--	0
1994-95	Did Not Play						Did Not Play						Did Not Play					
1995-96	2	1	0	1	--	3	1	1	0	0	--	2	1	0	0	1	--	1
1996-97	2	1	0	1	--	3	1	0	0	1	--	1	1	1	0	0	--	2
1997-98	2	0	1	1	--	1	1	0	0	1	--	1	1	0	1	0	--	0
1998-99	1	0	0	1	--	1	1	0	0	1	--	1	Did Not Play					
1999-00	2	0	1	1	0	1	1	0	0	1	0	1	1	0	1	0	0	0
2000-01	1	0	1	0	0	0	Did Not Play						1	0	1	0	0	0
2001-02	2	1	0	1	0	3	1	1	0	0	0	2	1	0	0	1	0	1
2002-03	1	0	0	1	0	1	1	0	0	1	0	1	Did Not Play					
2003-04	2	0	0	2	0	2	1	0	0	1	0	1	1	0	0	1	0	1
2005-06	Did Not Play						Did Not Play						Did Not Play					
2006-07	1	0	1	--	0	0	Did Not Play						1	0	1	--	0	0
2007-08	1	0	1	--	0	0	1	0	1	--	0	0	Did Not Play					
2008-09	1	1	0	--	0	0	1	1	0	--	0	0	Did Not Play					
2009-10	2	2	0	--	0	2	1	1	0	--	0	2	1	1	0	--	0	2
2010-11	2	2	0	--	0	4	1	1	0	--	0	2	1	1	0	--	0	2
2011-12	1	1	0	--	0	2	Did Not Play						1	1	0	--	0	2
TOTALS	141	71	38	32	0	170	71	45	10	16	0	104	70	26	28	16	0	68

*Record includes game played at neutral site.

FLYERS REGULAR SEASON RECORD VS. NHL TEAMS 1967-2012

EDMONTON

YEAR	OVERALL						HOME						ROAD					
	GP	W	L	T	OTL	PTS	GP	W	L	T	OTL	PTS	GP	W	L	T	OTL	PTS
1979-80	4	3	0	1	--	7	2	2	0	0	--	4	2	1	0	1	--	3
1980-81	4	2	2	0	--	4	2	1	1	0	--	2	2	1	1	0	--	2
1981-82	3	1	2	0	--	2	1	1	0	0	--	2	2	0	2	0	--	0
1982-83	3	2	1	0	--	4	2	1	1	0	--	2	1	1	0	0	--	2
1983-84	3	2	0	1	--	5	1	1	0	0	--	2	2	1	0	1	--	3
1984-85	3	3	0	0	--	6	2	2	0	0	--	4	1	1	0	0	--	2
1985-86	3	1	2	0	--	2	1	1	0	0	--	2	2	0	2	0	--	0
1986-87	3	2	1	0	--	4	2	2	0	0	--	4	1	0	1	0	--	0
1987-88	3	1	2	0	--	2	1	1	0	0	--	2	2	0	2	0	--	0
1988-89	3	0	1	2	--	2	2	0	1	1	--	1	1	0	0	1	--	1
1989-90	3	1	2	0	--	2	1	1	0	0	--	2	2	0	2	0	--	0
1990-91	3	0	3	0	--	0	2	0	2	0	--	0	1	0	1	0	--	0
1991-92	3	2	1	0	--	4	2	2	0	0	--	4	1	0	1	0	--	0
1992-93	2	1	0	1	--	3	1	1	0	0	--	2	1	0	0	1	--	1
1993-94	2	0	2	0	--	0	1	0	1	0	--	0	1	0	1	0	--	0
1994-95	Did Not Play						Did Not Play						Did Not Play					
1995-96	2	1	1	0	--	2	1	1	0	0	--	2	1	0	1	0	--	0
1996-97	2	2	0	0	--	4	1	1	0	0	--	2	1	1	0	0	--	2
1997-98	2	2	0	0	--	4	1	1	0	0	--	2	1	1	0	0	--	2
1998-99	2	0	0	2	--	2	1	0	0	1	--	1	1	0	0	1	--	1
1999-00	1	0	1	0	0	0	1	0	1	0	0	0	Did Not Play					
2000-01	2	2	0	0	0	4	1	1	0	0	0	2	1	1	0	0	0	2
2001-02	1	0	1	0	0	0	1	0	1	0	0	0	Did Not Play					
2002-03	1	0	0	1	0	1	Did Not Play						1	0	0	1	0	1
2003-04	1	0	1	0	0	0	1	0	1	0	0	0	Did Not Play					
2005-06	1	0	1	--	0	0	1	0	1	--	0	0	Did Not Play					
2006-07	Did Not Play						Did Not Play						Did Not Play					
2007-08	1	0	1	--	0	0	Did Not Play						1	0	1	--	0	0
2008-09	1	0	1	--	0	0	1	0	1	--	0	0	Did Not Play					
2009-10	1	0	1	--	0	0	Did Not Play						1	0	1	--	0	0
2010-11	1	1	0	--	0	2	1	1	0	--	0	2	Did Not Play					
2011-12	1	0	1	--	0	0	Did Not Play						1	0	1	--	0	0
TOTALS	65	29	28	8	0	66	34	21	11	2	0	44	31	8	17	6	0	22

FLORIDA

YEAR	OVERALL					HOME					ROAD							
	GP	W	L	T	PTS	GP	W	L	T	PTS	GP	W	L	T	PTS			
1993-94	5	3	1	1	--	7	3	2	0	1	--	5	2	1	1	0	--	2
1994-95	4	2	1	1	--	5	2	0	1	1	--	1	2	2	0	0	--	4
1995-96	5	2	2	1	--	5	2	0	1	1	--	1	3	2	1	0	--	4
1996-97	5	3	2	0	--	6	3	1	2	0	--	2	2	2	0	0	--	4
1997-98	6	4	2	0	--	8	3	2	1	0	--	4	3	2	1	0	--	4
1998-99	4	1	2	1	--	3	2	0	1	1	--	1	2	1	1	0	--	2
1999-00	4	3	1	0	0	6	2	2	0	0	0	4	2	1	1	0	0	2
2000-01	4	3	1	0	0	6	2	1	1	0	0	2	2	2	0	0	0	4
2001-02	4	3	0	1	0	7	2	1	0	1	0	3	2	2	0	0	0	4
2002-03	4	2	1	1	0	5	2	0	1	1	0	1	2	2	0	0	0	4
2003-04	4	2	0	1	1	6	2	1	0	0	1	3	2	1	0	1	0	3
2005-06	4	4	0	--	0	8	2	2	0	--	0	4	2	2	0	--	0	4
2006-07	4	0	4	--	0	0	2	0	2	--	0	0	2	0	2	--	0	0
2007-08	4	2	1	--	1	5	2	1	0	--	1	3	2	1	1	--	0	2
2008-09	4	2	2	--	0	4	2	1	1	--	0	2	2	1	1	--	0	2
2009-10	4	1	3	--	0	2	2	1	1	--	0	2	2	0	2	--	0	0
2010-11	4	3	1	--	0	6	2	1	1	--	0	2	2	2	0	--	0	4
2011-12	4	3	1	--	0	6	2	1	1	--	0	2	2	2	0	--	0	4
TOTALS	77	43	25	7	2	95	39	17	14	6	2	42	38	26	11	1	0	53

FLYERS REGULAR SEASON RECORD VS. NHL TEAMS 1967-2012

NASHVILLE

YEAR	OVERALL					PTS	HOME					PTS	ROAD					PTS
	GP	W	L	T	OTL		GP	W	L	T	OTL		GP	W	L	T	OTL	
1998-99	2	2	0	0	--	4	1	1	0	0	--	2	1	1	0	0	--	2
1999-00	2	1	0	1	0	3	1	0	0	1	0	1	1	1	0	0	0	2
2000-01	2	0	1	1	0	1	1	0	1	0	0	0	1	0	0	1	0	1
2001-02	1	0	0	0	1	1	1	0	0	0	1	1	Did Not Play					
2002-03	1	0	0	1	0	1	Did Not Play						1	0	0	1	0	1
2003-04	1	1	0	0	0	2	1	1	0	0	0	2	Did Not Play					
2005-06	1	0	0	--	1	1	Did Not Play						1	0	0	--	1	1
2006-07	1	0	1	--	0	0	1	0	1	--	0	0	Did Not Play					
2007-08	Did Not Play						Did Not Play						Did Not Play					
2008-09	1	1	0	--	0	2	1	1	0	--	0	2	Did Not Play					
2009-10	1	0	0	--	1	1	Did Not Play						1	0	0	0	1	1
2010-11	1	1	0	--	0	2	1	1	0	--	0	2	Did Not Play					
2011-12	2	1	1	--	0	2	1	1	0	--	0	2	1	0	1	--	0	0
TOTALS	16	7	3	3	3	20	9	5	2	1	1	12	7	2	1	2	2	8

NEW JERSEY/COLORADO/KANSAS CITY

YEAR	OVERALL					PTS	HOME					PTS	ROAD					PTS
	GP	W	L	T	OTL		GP	W	L	T	OTL		GP	W	L	T	OTL	
1974-75	5	4	0	1	--	9	3	3	0	0	--	6	2	1	0	1	--	3
1975-76	5	5	0	0	--	10	2	2	0	0	--	4	3	3	0	0	--	6
1976-77	5	5	0	0	--	10	3	3	0	0	--	6	2	2	0	0	--	4
1977-78	5	3	2	0	--	6	2	2	0	0	--	4	3	1	2	0	--	2
1978-79	4	3	0	1	--	7	2	2	0	0	--	4	2	1	0	1	--	3
1979-80	4	2	1	1	--	5	2	1	0	1	--	3	2	1	1	0	--	2
1980-81	4	4	0	0	--	8	2	2	0	0	--	4	2	2	0	0	--	4
1981-82	3	2	1	0	--	4	2	2	0	0	--	4	1	0	1	0	--	0
1982-83	7	5	2	0	--	10	3	3	0	0	--	6	4	2	2	0	--	4
1983-84	7	7	0	0	--	14	4	4	0	0	--	8	3	3	0	0	--	6
1984-85	7	5	2	0	--	10	3	2	1	0	--	4	4	3	1	0	--	6
1985-86	7	4	3	0	--	8	4	3	1	0	--	6	3	1	2	0	--	2
1986-87	7	4	2	1	--	9	3	3	0	0	--	6	4	1	2	1	--	3
1987-88	7	0	5	2	--	2	4	0	2	2	--	2	3	0	3	0	--	0
1988-89	7	5	2	0	--	10	3	3	0	0	--	6	4	2	2	0	--	4
1989-90	7	2	4	1	--	5	4	0	3	1	--	1	3	2	1	0	--	4
1990-91	7	1	4	2	--	4	3	1	1	1	--	3	4	0	3	1	--	1
1991-92	7	2	3	2	--	6	4	2	0	2	--	6	3	0	3	0	--	0
1992-93	7	2	5	0	--	4	4	2	2	0	--	4	3	0	3	0	--	0
1993-94	5	1	4	0	--	2	2	1	1	0	--	2	3	0	3	0	--	0
1994-95	4	3	1	0	--	6	2	1	1	0	--	2	2	2	0	0	--	4
1995-96	6	2	4	0	--	4	3	1	2	0	--	2	3	1	2	0	--	2
1996-97	5	3	2	0	--	6	3	2	1	0	--	4	2	1	1	0	--	2
1997-98	5	0	4	1	--	1	2	0	1	1	--	1	3	0	3	0	--	0
1998-99	5	1	3	1	--	3	3	1	2	0	--	2	2	0	1	1	--	1
1999-00	5	1	4	0	0	2	2	1	1	0	0	2	3	0	3	0	0	0
2000-01	5	1	2	2	0	4	3	1	2	0	0	2	2	0	0	2	0	2
2001-02	5	3	1	1	0	7	2	1	0	1	0	3	3	2	1	0	0	4
2002-03	5	1	2	1	1	4	3	0	1	1	1	2	2	1	1	0	0	2
2003-04	6	3	2	1	0	7	3	2	1	0	0	4	3	1	1	1	0	3
2005-06	8	3	4	--	1	7	4	3	1	--	0	6	4	0	3	--	1	1
2006-07	8	1	4	--	3	5	4	1	1	--	2	4	4	0	3	--	1	1
2007-08	8	2	5	--	1	5	4	2	2	--	0	4	4	0	3	--	1	1
2008-09	6	3	1	--	2	8	3	2	0	--	1	4	3	1	1	--	1	4
2009-10	6	5	1	--	0	10	3	3	0	--	0	6	3	2	1	--	0	4
2010-11	6	3	2	--	1	7	3	2	1	--	0	4	3	1	1	--	1	3
2011-12	6	3	2	--	1	7	3	1	1	--	1	3	3	2	1	--	0	4
TOTALS	216	104	84	18	10	236	109	65	29	10	5	144	107	39	55	8	5	92

FLYERS REGULAR SEASON RECORD VS. NHL TEAMS 1967-2012

LOS ANGELES

YEAR	OVERALL						HOME						ROAD					
	GP	W	L	T	OTL	PTS	GP	W	L	T	OTL	PTS	GP	W	L	T	OTL	PTS
1967-68	10	4	5	1	--	9	5*	2	2	1	--	5	5*	2	3	0	--	4
1968-69	8	4	3	1	--	9	4	3	1	0	--	6	4	1	2	1	--	3
1969-70	8	5	2	1	--	11	4	3	0	1	--	7	4	2	2	0	--	4
1970-71	6	2	1	3	--	7	3	1	1	1	--	3	3	1	0	2	--	4
1971-72	6	3	2	1	--	7	3	1	1	1	--	3	3	2	1	0	--	4
1972-73	6	2	4	0	--	4	3	1	2	0	--	2	3	1	2	0	--	2
1973-74	5	2	2	1	--	5	2	1	1	0	--	2	3	1	1	1	--	3
1974-75	4	2	1	1	--	5	2	1	1	0	--	2	2	1	0	1	--	3
1975-76	4	2	0	2	--	6	2	1	0	1	--	3	2	1	0	1	--	3
1976-77	4	4	0	0	--	8	2	2	0	0	--	4	2	2	0	0	--	4
1977-78	4	3	0	1	--	7	2	1	0	1	--	3	2	2	0	0	--	4
1978-79	4	4	0	0	--	8	2	2	0	0	--	4	2	2	0	0	--	4
1979-80	4	4	0	0	--	8	2	2	0	0	--	4	2	2	0	0	--	4
1980-81	4	4	0	0	--	8	2	2	0	0	--	4	2	2	0	0	--	4
1981-82	3	2	0	1	--	5	2	2	0	0	--	4	1	0	0	1	--	1
1982-83	3	2	1	0	--	4	1	0	1	0	--	0	2	2	0	0	--	4
1983-84	3	2	1	0	--	4	2	1	1	0	--	2	1	1	0	0	--	2
1984-85	3	1	1	1	--	3	1	0	0	1	--	1	2	1	1	0	--	2
1985-86	3	3	0	0	--	6	2	2	0	0	--	4	1	1	0	0	--	2
1986-87	3	1	2	0	--	2	1	0	1	0	--	0	2	1	1	0	--	2
1987-88	3	3	0	0	--	6	2	2	0	0	--	4	1	1	0	0	--	2
1988-89	3	1	2	0	--	2	1	0	1	0	--	0	2	1	1	0	--	2
1989-90	3	3	0	0	--	6	2	2	0	0	--	4	1	1	0	0	--	2
1990-91	3	1	2	0	--	2	1	0	1	0	--	0	2	1	1	0	--	2
1991-92	3	1	2	0	--	2	1	1	0	0	--	2	2	0	2	0	--	0
1992-93	2	1	1	0	--	2	1	0	1	0	--	0	1	1	0	0	--	2
1993-94	2	2	0	0	--	4	1	1	0	0	--	2	1	1	0	0	--	2
1994-95	Did Not Play						Did Not Play						Did Not Play					
1995-96	2	1	0	1	--	3	1	1	0	0	--	2	1	0	0	1	--	1
1996-97	2	1	1	0	--	2	1	1	0	0	--	2	1	0	1	0	--	0
1997-98	2	1	1	0	--	2	1	1	0	0	--	2	1	0	1	0	--	0
1998-99	2	1	1	0	--	2	1	1	0	0	--	2	1	0	1	0	--	0
1999-00	2	1	0	0	1	3	1	0	0	0	1	1	1	1	0	0	0	2
2000-01	1	1	0	0	0	2	1	1	0	0	0	2	Did Not Play					
2001-02	1	1	0	0	0	2	Did Not Play						1	1	0	0	0	2
2002-03	2	2	0	0	0	4	1	1	0	0	0	2	1	1	0	0	0	2
2003-04	1	0	1	0	0	0	Did Not Play						1	0	1	0	0	0
2005-06	Did Not Play						Did Not Play						Did Not Play					
2006-07	1	1	0	--	0	2	Did Not Play						1	1	0	--	0	2
2007-08	1	1	0	--	0	2	1	1	0	--	0	2	Did Not Play					
2008-09	2	1	0	--	1	3	1	1	0	--	0	2	1	0	0	--	1	1
2009-10	1	1	0	--	0	2	Did Not Play						1	1	0	--	0	2
2010-11	2	1	1	--	0	2	1	0	1	--	0	0	1	1	0	--	0	2
2011-12	1	0	0	--	1	1	1	0	0	--	1	1	Did Not Play					
TOTALS	137	82	37	15	3	182	67	42	16	7	2	93	70	40	21	8	1	89

*Record includes game played at neutral site.

FLYERS REGULAR SEASON RECORD VS. NHL TEAMS 1967-2012

MINNESOTA

YEAR	OVERALL						HOME						ROAD					
	GP	W	L	T	OTL	PTS	GP	W	L	T	OTL	PTS	GP	W	L	T	OTL	PTS
2000-01	2	1	0	1	0	3	1	1	0	0	0	2	1	0	0	1	0	1
2001-02	1	1	0	0	0	2	1	1	0	0	0	2	Did Not Play					
2002-03	2	0	2	0	0	0	1	0	1	0	0	0	1	0	1	0	0	0
2003-04	1	1	0	0	0	2	1	1	0	0	0	2	Did Not Play					
2005-06	1	1	0	--	0	2	1	1	0	--	0	2	Did Not Play					
2006-07	Did Not Play						Did Not Play						Did Not Play					
2007-08	1	1	0	--	0	2	Did Not Play						1	1	0	--	0	2
2008-09	1	1	0	--	0	2	1	1	0	--	0	2	Did Not Play					
2009-10	2	0	1	--	1	1	1	0	0	--	1	1	1	0	1	--	0	0
2010-11	1	1	0	--	0	2	Did Not Play						1	1	0	--	0	2
2011-12	1	1	0	--	0	2	1	1	0	--	0	2	Did Not Play					
TOTALS	13	8	3	1	1	18	8	6	1	0	1	13	5	2	2	1	0	5

FLYERS REGULAR SEASON RECORD VS. NHL TEAMS 1967-2012

MONTREAL

YEAR	OVERALL						HOME						ROAD					
	GP	W	L	T	OTL	PTS	GP	W	L	T	OTL	PTS	GP	W	L	T	OTL	PTS
1967-68	4	1	2	1	--	3	2	0	1	1	--	1	2	1	1	0	--	2
1968-69	6	1	5	0	--	2	3	1	2	0	--	2	3	0	3	0	--	0
1969-70	6	0	4	2	--	2	3	0	2	1	--	1	3	0	2	1	--	1
1970-71	6	1	4	1	--	3	3	0	2	1	--	1	3	1	2	0	--	2
1971-72	6	2	3	1	--	5	3	2	1	0	--	4	3	0	2	1	--	1
1972-73	5	2	2	1	--	5	2	1	0	1	--	3	3	1	2	0	--	2
1973-74	5	2	2	1	--	5	3	2	1	0	--	4	2	0	1	1	--	1
1974-75	4	2	1	1	--	5	2	1	0	1	--	3	2	1	1	0	--	2
1975-76	4	2	1	1	--	5	2	2	0	0	--	4	2	0	1	1	--	1
1976-77	4	0	4	0	--	0	2	0	2	0	--	0	2	0	2	0	--	0
1977-78	4	0	2	2	--	2	2	0	1	1	--	1	2	0	1	1	--	1
1978-79	4	0	3	1	--	1	2	0	2	0	--	0	2	0	1	1	--	1
1979-80	4	1	2	1	--	3	2	0	1	1	--	1	2	1	1	0	--	2
1980-81	4	1	2	1	--	3	2	1	0	1	--	3	2	0	2	0	--	0
1981-82	3	1	2	0	--	2	1	0	1	0	--	0	2	1	1	0	--	2
1982-83	3	1	2	0	--	2	2	1	1	0	--	2	1	0	1	0	--	0
1983-84	3	2	0	1	--	5	1	0	0	1	--	1	2	2	0	0	--	4
1984-85	3	1	2	0	--	2	2	1	1	0	--	2	1	0	1	0	--	0
1985-86	3	2	1	0	--	4	1	1	0	0	--	2	2	1	1	0	--	2
1986-87	3	2	0	1	--	5	2	2	0	0	--	4	1	0	0	1	--	1
1987-88	3	0	1	2	--	2	1	0	0	1	--	1	2	0	1	1	--	1
1988-89	3	0	1	2	--	2	2	0	1	1	--	1	1	0	0	1	--	1
1989-90	3	2	0	1	--	5	1	1	0	0	--	2	2	1	0	1	--	3
1990-91	3	2	0	1	--	5	2	1	0	1	--	3	1	1	0	0	--	2
1991-92	3	2	1	0	--	4	1	0	1	0	--	0	2	2	0	0	--	4
1992-93	4	1	2	1	--	3	2	0	1	1	--	1	2	1	1	0	--	2
1993-94	4	2	1	1	--	5	2	2	0	0	--	4	2	0	1	1	--	1
1994-95	4	3	0	1	--	7	2	2	0	0	--	4	2	1	0	1	--	3
1995-96	4	4	0	0	--	8	2	2	0	0	--	4	2	2	0	0	--	4
1996-97	4	2	1	1	--	5	2	2	0	0	--	4	2	0	1	1	--	1
1997-98	4	2	1	1	--	5	2	0	1	1	--	1	2	2	0	0	--	4
1998-99	4	1	3	0	--	2	2	1	1	0	--	2	2	0	2	0	--	0
1999-00	4	1	0	2	1	5	2	0	0	1	1	2	2	1	0	1	0	3
2000-01	4	0	2	1	1	2	2	0	1	1	0	1	2	0	1	0	1	1
2001-02	4	2	2	0	0	4	2	0	2	0	0	0	2	2	0	0	0	4
2002-03	4	4	0	0	0	8	2	2	0	0	0	4	2	2	0	0	0	4
2003-04	4	3	1	0	0	6	2	1	1	0	0	2	2	2	0	0	0	4
2005-06	4	1	2	--	1	3	2	1	1	--	0	2	2	0	1	--	1	1
2006-07	4	1	3	--	0	2	2	0	2	--	0	0	2	1	1	--	0	2
2007-08	4	0	4	--	0	0	2	0	2	--	0	0	2	0	2	--	0	0
2008-09	4	1	2	--	1	3	2	0	1	--	1	1	2	1	1	--	0	2
2009-10	4	2	2	--	0	4	2	1	1	--	0	2	2	1	1	--	0	2
2010-11	4	3	1	--	0	6	2	2	0	--	0	4	2	1	1	--	0	2
2011-12	4	3	1	--	0	6	2	2	0	--	0	4	2	1	1	--	0	2
TOTALS	175	66	75	30	4	166	87	35	34	16	2	88	88	31	41	14	2	78

FLYERS REGULAR SEASON RECORD VS. NHL TEAMS 1967-2012

NEW YORK ISLANDERS

YEAR	OVERALL						HOME						ROAD					
	GP	W	L	T	OTL	PTS	GP	W	L	T	OTL	PTS	GP	W	L	T	OTL	PTS
1972-73	5	4	1	0	--	8	3	3	0	0	--	6	2	1	1	0	--	2
1973-74	5	5	0	0	--	10	2	2	0	0	--	4	3	3	0	0	--	6
1974-75	6	3	1	2	--	8	3	2	1	0	--	4	3	1	0	2	--	4
1975-76	6	2	4	0	--	4	3	2	1	0	--	4	3	0	3	0	--	0
1976-77	6	2	3	1	--	5	3	2	1	0	--	4	3	0	2	1	--	1
1977-78	6	1	2	3	--	5	3	1	1	1	--	3	3	0	1	2	--	2
1978-79	8	1	5	2	--	4	4	1	2	1	--	3	4	0	3	1	--	1
1979-80	4	2	2	0	--	4	2	1	1	0	--	2	2	1	1	0	--	2
1980-81	4	2	1	1	--	5	2	1	1	0	--	2	2	1	0	1	--	3
1981-82	8	1	6	1	--	3	4	1	2	1	--	3	4	0	4	0	--	0
1982-83	7	4	1	2	--	10	3	2	0	1	--	5	4	2	1	1	--	5
1983-84	7	3	4	0	--	6	4	2	2	0	--	4	3	1	2	0	--	2
1984-85	7	3	3	1	--	7	3	2	0	1	--	5	4	1	3	0	--	2
1985-86	7	3	4	0	--	6	4	3	1	0	--	6	3	0	3	0	--	0
1986-87	7	4	3	0	--	8	3	1	2	0	--	2	4	3	1	0	--	6
1987-88	7	3	3	1	--	7	4	1	2	1	--	3	3	2	1	0	--	4
1988-89	7	5	1	1	--	11	3	3	0	0	--	6	4	2	1	1	--	5
1989-90	7	4	1	2	--	10	4	3	0	1	--	7	3	1	1	1	--	3
1990-91	7	4	2	1	--	9	3	2	0	1	--	5	4	2	2	0	--	4
1991-92	7	3	3	1	--	7	3	3	0	0	--	6	4	0	3	1	--	1
1992-93	9	2	7	0	--	4	4	2	2	0	--	4	5	0	5	0	--	0
1993-94	5	2	3	0	--	4	3	2	1	0	--	4	2	0	2	0	--	0
1994-95	4	2	2	0	--	4	2	1	1	0	--	2	2	1	1	0	--	2
1995-96	6	4	1	1	--	9	3	2	1	0	--	4	3	2	0	1	--	5
1996-97	5	1	3	1	--	3	2	1	1	0	--	2	3	0	2	1	--	1
1997-98	5	3	2	0	--	6	3	3	0	0	--	6	2	0	2	0	--	0
1998-99	5	1	2	2	--	4	2	1	0	1	--	3	3	0	2	1	--	1
1999-00	5	3	0	1	1	8	3	1	0	1	1	4	2	2	0	0	0	4
2000-01	5	4	0	0	1	9	2	2	0	0	0	4	3	2	0	0	1	5
2001-02	5	1	3	0	1	3	3	0	2	0	1	1	2	1	1	0	0	2
2002-03	5	3	1	1	0	7	2	0	1	1	0	1	3	3	0	0	0	6
2003-04	6	3	2	1	0	7	3	2	1	0	0	4	3	1	1	1	0	3
2005-06	8	6	2	--	0	14	4	3	1	--	0	10	4	3	1	--	0	4
2006-07	8	2	5	--	1	5	4	0	4	--	0	0	4	2	1	--	1	5
2007-08	8	7	1	--	0	14	4	4	0	--	0	8	4	3	1	--	0	6
2008-09	6	6	0	--	0	12	3	3	0	--	0	6	3	3	0	--	0	6
2009-10	6	5	1	--	0	10	3	3	0	--	0	6	3	2	1	--	0	2
2010-11	6	6	0	--	0	7	3	3	0	--	0	4	3	3	0	--	0	3
2011-12	6	4	1	--	1	9	3	1	1	--	1	3	3	3	0	--	0	6
TOTALS	241	124	86	26	5	276	119	72	33	11	3	160	122	52	53	15	2	114

FLYERS REGULAR SEASON RECORD VS. NHL TEAMS 1967-2012

NEW YORK RANGERS

YEAR	OVERALL						HOME						ROAD					
	GP	W	L	T	OTL	PTS	GP	W	L	T	OTL	PTS	GP	W	L	T	OTL	PTS
1967-68	4	1	3	0	--	2	2	1	1	0	--	2	2	0	2	0	--	0
1968-69	6	1	3	2	--	4	3	0	2	1	--	1	3	1	1	1	--	3
1969-70	6	0	0	6	--	6	3	0	0	3	--	3	3	0	0	3	--	3
1970-71	6	3	2	1	--	7	3	3	0	0	--	6	3	0	2	1	--	1
1971-72	6	0	6	0	--	0	3	0	3	0	--	0	3	0	3	0	--	0
1972-73	5	0	4	1	--	1	2	0	2	0	--	0	3	0	2	1	--	1
1973-74	5	1	2	2	--	4	3	1	0	2	--	4	2	0	2	0	--	0
1974-75	6	3	2	1	--	7	3	1	1	1	--	3	3	2	1	0	--	4
1975-76	6	5	1	0	--	10	3	3	0	0	--	6	3	2	1	0	--	4
1976-77	6	2	0	4	--	8	3	2	0	1	--	5	3	0	0	3	--	3
1977-78	6	4	0	2	--	10	3	3	0	0	--	6	3	1	0	2	--	4
1978-79	8	3	2	3	--	9	4	2	2	0	--	4	4	1	0	3	--	5
1979-80	4	2	1	1	--	5	2	1	1	0	--	2	2	1	0	1	--	3
1980-81	4	1	1	2	--	4	2	0	1	1	--	1	2	1	0	1	--	3
1981-82	8	2	4	2	--	6	4	1	2	1	--	3	4	1	2	1	--	3
1982-83	7	4	3	0	--	8	4	3	1	0	--	6	3	1	2	0	--	2
1983-84	7	3	4	0	--	6	3	2	1	0	--	4	4	1	3	0	--	2
1984-85	7	7	0	0	--	14	4	4	0	0	--	8	3	3	0	0	--	6
1985-86	7	6	1	0	--	12	3	3	0	0	--	6	4	3	1	0	--	6
1986-87	7	3	4	0	--	6	4	1	3	0	--	2	3	2	1	0	--	4
1987-88	7	3	3	1	--	7	3	1	2	0	--	2	4	2	1	1	--	5
1988-89	7	3	3	1	--	7	4	2	1	1	--	5	3	1	2	0	--	2
1989-90	7	2	5	0	--	4	3	0	3	0	--	0	4	2	2	0	--	4
1990-91	7	2	3	2	--	6	4	2	0	2	--	6	3	0	3	0	--	0
1991-92	7	1	6	0	--	2	3	1	2	0	--	2	4	0	4	0	--	0
1992-93	7	4	2	1	--	9	3	3	0	0	--	6	4	1	2	1	--	3
1993-94	5	1	3	1	--	3	2	1	1	0	--	2	3	0	2	1	--	1
1994-95	4	2	2	0	--	4	2	1	1	0	--	2	2	1	1	0	--	2
1995-96	5	1	3	1	--	3	3	1	2	0	--	2	2	0	1	1	--	1
1996-97	6	2	3	1	--	5	3	1	2	0	--	2	3	1	1	1	--	3
1997-98	5	3	1	1	--	7	2	1	1	0	--	2	3	2	0	1	--	5
1998-99	5	2	2	1	--	5	3	1	1	1	--	3	2	1	1	0	--	2
1999-00	5	4	1	0	0	8	2	1	1	0	0	2	3	3	0	0	0	6
2000-01	5	4	0	0	1	9	3	3	0	0	0	6	2	1	0	0	1	3
2001-02	5	3	2	0	0	6	2	2	0	0	0	4	3	1	2	0	0	2
2002-03	5	3	2	0	0	6	3	2	1	0	0	4	2	1	1	0	0	2
2003-04	6	5	1	0	0	10	3	2	1	0	0	4	3	3	0	0	0	6
2005-06	8	4	2	--	2	10	4	1	2	--	1	3	4	3	0	--	1	7
2006-07	8	2	5	--	1	5	4	0	3	--	1	1	4	2	2	--	0	4
2007-08	8	3	3	--	2	8	4	1	2	--	1	3	4	2	1	--	1	5
2008-09	6	2	4	--	0	4	3	1	2	--	0	2	3	1	2	--	0	2
2009-10	6	3	3	--	0	6	3	2	1	--	0	4	3	1	2	--	0	2
2010-11	6	4	1	--	1	9	3	2	0	--	1	5	3	2	1	--	0	4
2011-12	6	0	6	--	0	0	3	0	3	--	0	0	3	0	3	--	0	0
TOTALS	267	114	109	37	7	272	133	63	52	14	4	144	134	51	57	23	3	128

FLYERS REGULAR SEASON RECORD VS. NHL TEAMS 1967-2012

OTTAWA

	OVERALL						HOME						ROAD					
YEAR	GP	W	L	T	OTL	PTS	GP	W	L	T	OTL	PTS	GP	W	L	T	OTL	PTS
1992-93	3	2	1	0	--	4	2	2	0	0	--	4	1	0	1	0	--	0
1993-94	4	3	0	1	--	7	2	2	0	0	--	4	2	1	0	1	--	3
1994-95	3	1	2	0	--	2	1	0	1	0	--	0	2	1	1	0	--	2
1995-96	4	4	0	0	--	8	2	2	0	0	--	4	2	2	0	0	--	4
1996-97	4	4	0	0	--	8	2	2	0	0	--	4	2	2	0	0	--	4
1997-98	4	4	0	0	--	8	2	2	0	0	--	4	2	2	0	0	--	4
1998-99	5	1	4	0	--	2	2	0	2	0	--	0	3	1	2	0	--	2
1999-00	4	0	2	2	0	2	2	0	1	1	0	1	2	0	1	1	0	1
2000-01	4	1	2	1	0	3	2	1	1	0	0	2	2	0	1	1	0	1
2001-02	4	1	2	1	0	3	2	0	1	1	0	1	2	1	1	0	0	2
2002-03	4	1	1	2	0	4	2	1	1	0	0	2	2	0	0	2	0	2
2003-04	4	1	2	1	0	3	2	1	1	0	0	2	2	0	1	1	0	1
2005-06	4	3	1	--	0	6	2	2	0	--	0	4	2	1	1	--	0	2
2006-07	4	0	3	--	1	1	2	0	1	--	1	1	2	0	2	--	0	0
2007-08	4	3	0	--	1	7	2	2	0	--	0	4	2	1	0	--	1	3
2008-09	4	1	2	--	1	3	2	1	1	--	0	2	2	0	1	--	1	1
2009-10	4	1	3	--	0	2	2	1	1	--	0	2	2	0	2	--	0	0
2010-11	4	2	2	--	0	4	2	2	0	--	0	4	2	0	2	--	0	0
2011-12	4	2	1	--	1	5	2	1	0	--	1	3	2	1	1	--	0	2
TOTALS	75	35	28	8	4	82	37	22	11	2	2	48	38	13	17	6	2	34

PHOENIX/WINNIPEG

YEAR	OVERALL						HOME						ROAD					
	GP	W	L	T	OTL	PTS	GP	W	L	T	OTL	PTS	GP	W	L	T	OTL	PTS
1979-80	4	4	0	0	--	8	2	2	0	0	--	4	2	2	0	0	--	4
1980-81	4	3	1	0	--	6	2	2	0	0	--	4	2	1	1	0	--	2
1981-82	3	1	2	0	--	2	2	1	1	0	--	2	1	0	1	0	--	0
1982-83	3	3	0	0	--	6	1	1	0	0	--	2	2	2	0	0	--	4
1983-84	3	2	1	0	--	4	2	2	0	0	--	4	1	0	1	0	--	0
1984-85	3	0	3	0	--	0	1	0	1	0	--	0	2	0	2	0	--	0
1985-86	3	2	1	0	--	4	2	2	0	0	--	4	1	0	1	0	--	0
1986-87	3	2	1	0	--	4	1	1	0	0	--	2	2	1	1	0	--	2
1987-88	3	3	0	0	--	6	2	2	0	0	--	4	1	1	0	0	--	2
1988-89	3	2	0	1	--	5	1	1	0	0	--	2	2	1	0	1	--	3
1989-90	3	1	2	0	--	2	2	1	1	0	--	2	1	0	1	0	--	0
1990-91	3	3	0	0	--	6	1	1	0	0	--	2	2	2	0	0	--	4
1991-92	3	0	3	0	--	0	2	0	2	0	--	0	1	0	1	0	--	0
1992-93	2	2	0	0	--	4	1	1	0	0	--	2	1	1	0	0	--	2
1993-94	2	0	1	1	--	1	1	0	1	0	--	0	1	0	0	1	--	1
1994-95	Did Not Play						Did Not Play						Did Not Play					
1995-96	2	1	1	0	--	2	1	1	0	0	--	2	1	0	1	0	--	0
1996-97	2	2	0	0	--	4	1	1	0	0	--	2	1	1	0	0	--	2
1997-98	2	1	1	0	--	2	1	0	1	0	--	0	1	1	0	0	--	2
1998-99	2	2	0	0	--	4	1	1	0	0	--	2	1	1	0	0	--	2
1999-00	2	2	0	0	0	4	1	1	0	0	0	2	1	1	0	0	0	2
2000-01	2	0	2	0	0	0	1	0	1	0	0	0	1	0	1	0	0	0
2001-02	1	0	1	0	0	0	Did Not Play						1	0	1	0	0	0
2002-03	2	1	1	0	0	2	1	1	0	0	0	2	1	0	1	0	0	0
2003-04	2	2	0	0	0	4	1	1	0	0	0	2	1	1	0	0	0	2
2005-06	Did Not Play						Did Not Play						Did Not Play					
2006-07	1	0	1	--	0	0	Did Not Play						1	0	1	--	0	0
2007-08	1	0	1	--	0	0	1	0	1	--	0	0	Did Not Play					
2008-09	1	1	0	--	0	2	1	1	0	--	0	2	Did Not Play					
2009-10	1	0	1	--	0	0	Did Not Play						1	0	1	--	0	0
2010-11	1	0	0	--	1	1	1	0	0	--	1	1	Did Not Play					
2011-12	2	2	0	--	0	4	1	0	0	--	0	2	1	1	0	--	0	2
TOTALS	69	42	24	2	1	87	35	24	9	0	1	51	34	17	15	2	0	36

FLYERS REGULAR SEASON RECORD VS. NHL TEAMS 1967-2012

PITTSBURGH

YEAR	OVERALL						HOME						ROAD					
	GP	W	L	T	OTL	PTS	GP	W	L	T	OTL	PTS	GP	W	L	T	OTL	PTS
1967-68	10	3	4	3	--	9	5*	3	2	0	--	6	5	0	2	3	--	3
1968-69	8	4	1	3	--	11	4	3	0	1	--	7	4	1	1	2	--	4
1969-70	8	1	5	2	--	4	4	1	2	1	--	3	4	0	3	1	--	1
1970-71	6	3	1	2	--	8	3	3	0	0	--	6	3	0	1	2	--	2
1971-72	6	2	3	1	--	5	3	2	0	1	--	5	3	0	3	0	--	0
1972-73	6	4	2	0	--	8	3	3	0	0	--	6	3	1	2	0	--	2
1973-74	5	3	2	0	--	6	3	2	1	0	--	4	2	1	1	0	--	2
1974-75	4	3	1	0	--	6	2	2	0	0	--	4	2	1	1	0	--	2
1975-76	4	3	0	1	--	7	2	2	0	0	--	4	2	1	0	1	--	3
1976-77	4	3	1	0	--	6	2	2	0	0	--	4	2	1	1	0	--	2
1977-78	4	3	0	1	--	7	2	1	0	1	--	3	2	2	0	0	--	4
1978-79	4	3	1	0	--	6	2	2	0	0	--	4	2	1	1	0	--	2
1979-80	4	3	0	1	--	7	2	1	0	1	--	3	2	2	0	0	--	4
1980-81	4	4	0	0	--	8	2	2	0	0	--	4	2	2	0	0	--	4
1981-82	8	5	2	1	--	11	4	4	0	0	--	8	4	1	2	1	--	3
1982-83	7	5	1	1	--	11	4	4	0	0	--	8	3	1	1	1	--	3
1983-84	7	7	0	0	--	14	3	3	0	0	--	6	4	4	0	0	--	8
1984-85	7	5	2	0	--	10	4	4	0	0	--	8	3	1	2	0	--	2
1985-86	7	6	0	1	--	13	3	3	0	0	--	6	4	3	0	1	--	7
1986-87	7	4	1	2	--	10	4	3	0	1	--	7	3	1	1	1	--	3
1987-88	7	5	2	0	--	10	3	3	0	0	--	6	4	2	2	0	--	4
1988-89	7	3	4	0	--	6	4	2	2	0	--	4	3	1	2	0	--	2
1989-90	7	4	3	0	--	8	3	2	1	0	--	4	4	2	2	0	--	4
1990-91	7	4	2	1	--	9	4	2	2	0	--	4	3	2	0	1	--	5
1991-92	7	0	5	2	--	2	3	0	2	1	--	1	4	0	3	1	--	1
1992-93	7	1	5	1	--	3	3	1	2	0	--	2	4	0	3	1	--	1
1993-94	4	1	2	1	--	3	2	1	1	0	--	2	2	0	1	1	--	1
1994-95	3	2	1	0	--	4	2	2	0	0	--	4	1	0	1	0	--	0
1995-96	4	2	2	0	--	4	2	2	0	0	--	4	2	0	2	0	--	0
1996-97	4	3	1	0	--	6	2	2	0	0	--	4	2	1	1	0	--	2
1997-98	4	2	2	0	--	4	2	2	0	0	--	4	2	0	2	0	--	0
1998-99	5	3	1	1	--	7	2	2	0	0	--	4	3	1	1	1	--	3
1999-00	5	4	0	1	0	9	3	3	0	0	0	6	2	1	0	1	0	3
2000-01	5	2	3	0	0	4	2	1	1	0	0	2	3	1	2	0	0	2
2001-02	5	3	1	1	0	7	3	3	0	0	0	6	2	0	1	1	0	1
2002-03	5	4	1	0	0	8	2	2	0	0	0	4	3	2	1	0	0	4
2003-04	6	2	1	3	0	7	3	1	1	1	0	3	3	1	0	2	0	4
2005-06	8	6	1	--	1	13	4	3	0	--	1	7	4	3	1	--	0	6
2006-07	8	0	6	--	2	2	4	0	3	--	1	1	4	0	3	--	1	1
2007-08	8	5	3	--	0	10	4	4	0	--	0	8	4	1	3	--	0	2
2008-09	6	2	2	--	2	6	3	1	2	--	0	2	3	1	0	--	2	4
2009-10	6	1	4	--	1	2	3	0	2	--	1	0	3	1	2	--	0	2
2010-11	6	4	1	--	1	9	3	1	1	--	1	3	3	3	0	--	0	6
2011-12	6	4	2	--	0	8	3	2	1	--	0	4	3	2	1	--	0	4
TOTALS	260	141	82	30	7	318	130	92	26	8	4	195	130	49	56	22	3	123

*Record includes game played at neutral site.

FLYERS REGULAR SEASON RECORD VS. NHL TEAMS 1967-2012

ST. LOUIS

YEAR	OVERALL						HOME						ROAD					
	GP	W	L	T	OTL	PTS	GP	W	L	T	OTL	PTS	GP	W	L	T	OTL	PTS
1967-68	10	7	1	2	--	16	5	3	0	2	--	8	5	4	1	0	--	8
1968-69	8	1	6	1	--	3	4	1	2	1	--	3	4	0	4	0	--	0
1969-70	8	1	5	2	--	4	4	1	2	1	--	3	4	0	3	1	--	1
1970-71	6	1	3	2	--	4	3	0	2	1	--	1	3	1	1	1	--	3
1971-72	6	1	2	3	--	5	3	1	1	1	--	3	3	0	1	2	--	2
1972-73	5	3	1	1	--	7	2	2	0	0	--	4	3	1	1	1	--	3
1973-74	6	6	0	0	--	12	3	3	0	0	--	6	3	3	0	0	--	6
1974-75	5	3	2	0	--	6	2	2	0	0	--	4	3	1	2	0	--	2
1975-76	5	3	1	1	--	7	3	3	0	0	--	6	2	0	1	1	--	1
1976-77	5	5	0	0	--	10	2	2	0	0	--	4	3	3	0	0	--	6
1977-78	5	4	1	0	--	8	3	3	0	0	--	6	2	1	1	0	--	2
1978-79	5	4	1	0	--	8	3	3	0	0	--	6	2	1	1	0	--	2
1979-80	4	2	0	2	--	6	2	1	0	1	--	3	2	1	0	1	--	3
1980-81	4	3	0	1	--	7	2	1	0	1	--	3	2	2	0	0	--	4
1981-82	3	3	0	0	--	6	1	1	0	0	--	2	2	2	0	0	--	4
1982-83	3	3	0	0	--	6	2	2	0	0	--	4	1	1	0	0	--	2
1983-84	3	1	2	0	--	2	1	1	0	0	--	2	2	0	2	0	--	0
1984-85	3	3	0	0	--	6	2	2	0	0	--	4	1	1	0	0	--	2
1985-86	3	2	1	0	--	4	1	1	0	0	--	2	2	1	1	0	--	2
1986-87	3	3	0	0	--	6	2	2	0	0	--	4	1	1	0	0	--	2
1987-88	3	2	1	0	--	4	1	1	0	0	--	2	2	1	1	0	--	2
1988-89	3	0	3	0	--	0	2	0	2	0	--	0	1	0	1	0	--	0
1989-90	3	2	1	0	--	4	1	1	0	0	--	2	2	1	1	0	--	2
1990-91	3	1	1	1	--	3	2	0	1	1	--	1	1	1	0	0	--	2
1991-92	2	2	0	0	--	4	1	1	0	0	--	2	1	1	0	0	--	2
1992-93	2	1	1	0	--	2	1	1	0	0	--	2	1	0	1	0	--	0
1993-94	2	2	0	0	--	4	1	1	0	0	--	2	1	1	0	0	--	2
1994-95	Did Not Play						Did Not Play						Did Not Play					
1995-96	2	1	0	1	--	3	1	0	0	1	--	1	1	1	0	0	--	2
1996-97	2	1	1	0	--	2	1	1	0	0	--	2	1	0	1	0	--	0
1997-98	2	1	1	0	--	2	1	0	1	0	--	0	1	1	0	0	--	2
1998-99	2	1	1	0	--	2	1	1	0	0	--	2	1	0	1	0	--	0
1999-00	2	1	1	0	0	2	1	1	0	0	0	2	1	0	1	0	0	0
2000-01	2	2	0	0	0	4	1	1	0	0	0	2	1	1	0	0	0	2
2001-02	2	2	0	0	0	4	1	1	0	0	0	2	1	1	0	0	0	2
2002-03	2	1	1	0	0	2	1	0	1	0	0	0	1	1	0	0	0	2
2003-04	1	1	0	0	0	2	Did Not Play						1	1	0	0	0	2
2005-06	1	1	0	0	--	2	Did Not Play						1	1	0	--	0	2
2006-07	1	1	0	--	0	2	1	1	0	--	0	2	Did Not Play					
2007-08	Did Not Play						Did Not Play						Did Not Play					
2008-09	1	0	1	--	0	0	Did Not Play						1	0	1	--	0	0
2009-10	1	1	0	--	0	2	1	1	0	--	0	2	Did Not Play					
2010-11	1	0	0	--	1	1	Did Not Play						1	0	0		1	1
2011-12	1	0	1	--	0	0	1	0	1	--	0	0	Did Not Play					
TOTALS	141	83	40	17	1	184	70	47	13	10	0	104	71	36	27	7	1	80

FLYERS REGULAR SEASON RECORD VS. NHL TEAMS 1967-2012

SAN JOSE

YEAR	OVERALL						HOME						ROAD					
	GP	W	L	T	OTL	PTS	GP	W	L	T	OTL	PTS	GP	W	L	T	OTL	PTS
1991-92	3	2	1	0	--	4	1	1	0	0	--	2	2	1	1	0	--	2
1992-93	2	2	0	0	--	4	1	1	0	0	--	2	1	1	0	0	--	2
1993-94	2	1	1	0	--	2	1	0	1	0	--	0	1	1	0	0	--	2
1994-95	Did Not Play						Did Not Play						Did Not Play					
1995-96	2	2	0	0	--	4	1	1	0	0	--	2	1	1	0	0	--	2
1996-97	2	1	0	1	--	3	1	0	0	1	--	1	1	1	0	0	--	2
1997-98	2	1	1	0	--	2	1	0	1	0	--	0	1	1	0	0	--	2
1998-99	2	1	0	1	--	3	1	1	0	0	--	2	1	0	0	1	--	1
1999-00	2	2	0	0	0	4	1	1	0	0	0	2	1	1	0	0	0	2
2000-01	1	1	0	0	0	2	1	1	0	0	0	2	Did Not Play					
2001-02	1	0	1	0	0	0	Did Not Play						1	0	1	0	0	0
2002-03	2	0	1	1	0	1	1	0	0	1	0	1	1	0	1	0	0	0
2003-04	2	0	1	1	0	1	1	0	1	0	0	0	1	0	0	1	0	1
2005-06	Did Not Play						Did Not Play						Did Not Play					
2006-07	1	0	1	0	--	0	Did Not Play						1	0	1	--	0	0
2007-08	1	0	1	--	0	0	1	0	1	--	0	0	Did Not Play					
2008-09	2	0	0	--	2	2	1	0	0	--	1	1	1	0	0	--	1	1
2009-10	2	0	2	--	0	0	1	0	1	--	0	0	1	0	1	--	0	0
2010-11	1	0	0	--	1	1	1	0	0	--	1	1	Did Not Play					
2011-12	1	0	1	--	0	0	Did Not Play						1	0	1	--	0	0
TOTALS	31	13	11	4	3	33	15	6	5	2	2	16	16	7	6	2	1	17

TAMPA BAY

YEAR	OVERALL						HOME						ROAD					
	GP	W	L	T	OTL	PTS	GP	W	L	T	OTL	PTS	GP	W	L	T	OTL	PTS
1992-93	2	1	1	0	--	2	1	1	0	0	--	2	1	0	1	0	--	0
1993-94	5	3	1	1	--	7	2	1	0	1	--	3	3	2	1	0	--	4
1994-95	4	4	0	0	--	8	2	2	0	0	--	4	2	2	0	0	--	4
1995-96	5	2	1	2	--	6	3	1	0	2	--	4	2	1	1	0	--	2
1996-97	5	2	2	1	--	5	2	0	1	1	--	1	3	2	1	0	--	4
1997-98	6	5	0	1	--	11	3	3	0	0	--	6	3	2	0	1	--	5
1998-99	4	2	1	1	--	5	2	1	0	1	--	3	2	1	1	0	--	2
1999-00	4	3	1	0	0	6	2	2	0	0	0	4	2	1	1	0	0	2
2000-01	4	2	1	1	0	5	2	1	0	1	0	3	2	1	1	0	0	2
2001-02	4	3	0	1	0	7	2	1	0	1	0	3	2	2	0	0	0	4
2002-03	4	3	1	0	0	6	2	1	1	0	0	2	2	2	0	0	0	4
2003-04	4	0	3	0	1	1	2	0	1	0	1	1	2	0	2	0	0	0
2005-06	4	0	4	--	0	0	2	0	2	--	0	0	2	0	2	0	0	0
2006-07	4	1	2	--	1	3	2	0	1	--	1	1	2	1	1	--	0	2
2007-08	4	2	2	--	0	4	2	1	1	--	0	2	2	1	1	--	0	2
2008-09	4	2	2	--	0	4	2	1	1	--	0	2	2	1	1	--	0	2
2009-10	4	4	0	--	0	8	2	2	0	--	0	4	2	2	0	--	0	4
2010-11	4	1	3	--	0	2	2	0	2	--	0	0	2	1	1	--	0	2
2011-12	4	1	2	--	1	3	2	1	1	--	0	2	2	0	1	--	1	1
TOTALS	79	41	27	8	3	93	39	19	11	7	2	47	40	22	16	1	1	46

FLYERS REGULAR SEASON RECORD VS. NHL TEAMS 1967-2012

TORONTO

YEAR	OVERALL					HOME					ROAD							
	GP	W	L	T	OTL	PTS	GP	W	L	T	OTL	PTS	GP	W	L	T	OTL	PTS
1967-68	4	3	1	0	--	6	2*	2	0	0	--	4	2	1	1	0	--	2
1968-69	6	1	1	4	--	6	3	0	1	2	--	2	3	1	0	2	--	4
1969-70	6	2	3	1	--	5	3	1	1	1	--	3	3	1	2	0	--	2
1970-71	6	3	2	1	--	7	3	2	0	1	--	5	3	1	2	0	--	2
1971-72	6	2	2	2	--	6	3	1	1	1	--	3	3	1	1	1	--	3
1972-73	5	3	1	1	--	7	3	3	0	0	--	6	2	0	1	1	--	1
1973-74	5	4	0	1	--	9	2	1	0	1	--	3	3	3	0	0	--	6
1974-75	4	3	0	1	--	7	2	2	0	0	--	4	2	1	0	1	--	3
1975-76	4	3	0	1	--	7	2	2	0	0	--	4	2	1	0	1	--	3
1976-77	4	2	1	1	--	5	2	1	1	0	--	2	2	1	0	1	--	3
1977-78	4	1	3	0	--	2	2	1	1	0	--	2	2	0	2	0	--	0
1978-79	5	2	2	1	--	5	2	2	0	0	--	4	3	0	2	1	--	1
1979-80	4	1	1	2	--	4	2	1	1	0	--	2	2	0	0	2	--	2
1980-81	4	0	2	2	--	2	2	0	1	1	--	1	2	0	1	1	--	1
1981-82	3	2	1	0	--	4	2	2	0	0	--	4	1	0	1	0	--	0
1982-83	3	2	0	1	--	5	1	1	0	0	--	2	2	1	0	1	--	3
1983-84	3	3	0	0	--	6	2	2	0	0	--	4	1	1	0	0	--	2
1984-85	3	2	1	0	--	4	1	1	0	0	--	2	2	1	1	0	--	2
1985-86	3	2	1	0	--	4	2	1	1	0	--	2	1	1	0	0	--	2
1986-87	3	1	1	1	--	3	1	1	0	0	--	2	2	0	1	1	--	1
1987-88	3	1	2	0	--	2	2	1	1	0	--	2	1	0	1	0	--	0
1988-89	3	2	1	0	--	4	1	1	0	0	--	2	2	1	1	0	--	2
1989-90	3	2	1	0	--	4	2	1	1	0	--	2	1	1	0	0	--	2
1990-91	3	3	0	0	--	6	1	1	0	0	--	2	2	2	0	0	--	4
1991-92	3	1	1	1	--	3	2	1	0	1	--	3	1	0	1	0	--	0
1992-93	2	2	0	0	--	4	1	1	0	0	--	2	1	1	0	0	--	2
1993-94	2	0	2	0	--	0	1	0	1	0	--	0	1	0	1	0	--	0
1994-95	Did Not Play						Did Not Play						Did Not Play					
1995-96	2	2	0	0	--	4	1	1	0	0	--	2	1	1	0	0	--	2
1996-97	2	2	0	0	--	4	1	1	0	0	--	2	1	1	0	0	--	2
1997-98	2	1	1	0	--	2	1	1	0	0	--	2	1	0	1	0	--	0
1998-99	4	3	1	0	--	6	2	1	1	0	--	2	2	2	0	0	--	4
1999-00	4	3	1	0	0	6	2	2	0	0	0	4	2	1	1	0	0	2
2000-01	4	2	2	0	0	4	2	1	1	0	0	2	2	1	1	0	0	2
2001-02	4	2	1	1	0	5	2	1	1	0	0	2	2	1	0	1	0	3
2002-03	4	2	2	0	0	4	2	1	1	0	0	2	2	1	1	0	0	2
2003-04	4	3	1	0	0	6	2	1	1	0	0	2	2	2	0	0	0	4
2005-06	4	1	3	--	0	2	2	0	2	--	0	0	2	1	1	--	0	2
2006-07	4	0	3	--	1	1	2	0	2	--	0	0	2	0	1	--	1	1
2007-08	4	2	1	--	1	5	2	1	1	--	0	2	2	1	0	--	1	3
2008-09	4	2	2	--	0	4	2	2	0	--	0	4	2	0	2	--	0	0
2009-10	4	3	1	--	0	6	2	2	0	--	0	4	2	1	1	--	0	2
2010-11	4	3	1	--	0	6	2	1	1	--	0	2	2	2	0	--	0	4
2011-12	4	4	0	--	0	8	2	2	0	--	0	4	2	2	0	--	0	4
TOTALS	162	88	50	22	2	200	81	51	22	8	0	110	81	37	28	14	2	90

*Record includes game played at neutral site.

FLYERS REGULAR SEASON RECORD VS. NHL TEAMS 1967-2012

VANCOUVER

YEAR	OVERALL						HOME						ROAD					
	GP	W	L	T	OTL	PTS	GP	W	L	T	OTL	PTS	GP	W	L	T	OTL	PTS
1970-71	6	4	2	0	--	8	3	3	0	0	--	6	3	1	2	0	--	2
1971-72	6	5	1	0	--	10	3	3	0	0	--	6	3	2	1	0	--	4
1972-73	5	4	0	1	--	9	3	3	0	0	--	6	2	1	0	1	--	3
1973-74	5	3	1	1	--	7	2	2	0	0	--	4	3	1	1	1	--	3
1974-75	5	4	1	0	--	8	2	1	1	0	--	2	3	3	0	0	--	6
1975-76	5	4	0	1	--	9	3	3	0	0	--	6	2	1	0	1	--	3
1976-77	5	4	0	1	--	9	3	3	0	0	--	6	2	1	0	1	--	3
1977-78	5	5	0	0	--	10	2	2	0	0	--	4	3	3	0	0	--	6
1978-79	4	2	1	1	--	5	2	1	1	0	--	2	2	1	0	1	--	3
1979-80	4	3	1	0	--	6	2	1	1	0	--	2	2	2	0	0	--	4
1980-81	4	1	2	1	--	3	2	1	1	0	--	2	2	0	1	1	--	1
1981-82	3	0	2	1	--	1	1	0	1	0	--	0	2	0	1	1	--	1
1982-83	3	1	1	1	--	3	2	1	1	0	--	2	1	0	0	1	--	1
1983-84	3	1	2	0	--	2	1	0	1	0	--	0	2	1	1	0	--	2
1984-85	3	3	0	0	--	6	2	2	0	0	--	4	1	1	0	0	--	2
1985-86	3	2	1	0	--	4	1	1	0	0	--	2	2	1	1	0	--	2
1986-87	3	2	1	0	--	4	2	2	0	0	--	4	1	0	1	0	--	0
1987-88	3	2	1	0	--	4	1	0	1	0	--	0	2	2	0	0	--	4
1988-89	3	0	3	0	--	0	2	0	2	0	--	0	1	0	1	0	--	0
1989-90	3	0	1	2	--	2	1	0	1	0	--	0	2	0	0	2	--	2
1990-91	3	2	1	0	--	4	2	1	1	0	--	2	1	1	0	0	--	2
1991-92	2	0	1	1	--	1	1	0	1	0	--	0	1	0	0	1	--	1
1992-93	2	1	0	1	--	3	1	0	0	1	--	1	1	1	0	0	--	2
1993-94	2	1	1	0	--	2	1	0	1	0	--	0	1	1	0	0	--	2
1994-95	Did Not Play						Did Not Play						Did Not Play					
1995-96	2	1	0	1	--	3	1	1	0	0	--	2	1	0	0	1	--	1
1996-97	2	2	0	0	--	4	1	1	0	0	--	2	1	1	0	0	--	2
1997-98	2	2	0	0	--	4	1	1	0	0	--	2	1	1	0	0	--	2
1998-99	2	2	0	0	--	4	1	1	0	0	--	2	1	1	0	0	--	2
1999-00	2	1	1	0	0	2	1	0	1	0	0	0	1	1	0	0	0	2
2000-01	1	1	0	0	0	2	1	1	0	0	0	2	Did Not Play					
2001-02	2	1	1	0	0	2	1	0	1	0	0	0	1	1	0	0	0	2
2002-03	1	1	0	0	0	2	1	1	0	0	0	2	Did Not Play					
2003-04	1	1	0	0	0	2	1	1	0	0	0	2	Did Not Play					
2005-06	1	0	1	--	0	0	1	0	1	--	0	0	Did Not Play					
2006-07	Did Not Play						Did Not Play						Did Not Play					
2007-08	1	1	0	--	0	2	Did Not Play						1	1	0	--	0	2
2008-09	1	1	0	--	0	2	Did Not Play						1	1	0	--	0	2
2009-10	1	0	1	--	0	0	1	0	1	--	0	0	Did Not Play					
2010-11	1	0	1	0	0	0	Did Not Play						1	0	1	0	0	0
2011-12	1	1	0	--	0	2	1	1	0	--	0	2	Did Not Play					
TOTALS	111	69	29	13	0	151	57	38	18	1	0	77	54	31	11	12	0	74

FLYERS REGULAR SEASON RECORD VS. NHL TEAMS 1967-2012

WASHINGTON

	OVERALL						HOME						ROAD					
YEAR	GP	W	L	T	OTL	PTS	GP	W	L	T	OTL	PTS	GP	W	L	T	OTL	PTS
1974-75	4	4	0	0	--	8	2	2	0	0	--	4	2	2	0	0	--	4
1975-76	4	3	0	1	--	7	2	2	0	0	--	4	2	1	0	1	--	3
1976-77	4	2	0	2	--	6	2	2	0	0	--	4	2	0	0	2	--	2
1977-78	4	4	0	0	--	8	2	2	0	0	--	4	2	2	0	0	--	4
1978-79	4	3	0	1	--	7	2	2	0	0	--	4	2	1	0	1	--	3
1979-80	4	2	0	2	--	6	2	2	0	0	--	4	2	0	0	2	--	2
1980-81	4	2	2	0	--	4	2	0	2	0	--	0	2	2	0	0	--	4
1981-82	8	3	4	1	--	7	4	2	2	0	--	4	4	1	2	1	--	3
1982-83	7	3	4	0	--	6	3	1	2	0	--	2	4	2	2	0	--	4
1983-84	7	3	4	0	--	6	4	2	2	0	--	4	3	1	2	0	--	2
1984-85	7	5	1	1	--	11	3	2	0	1	--	5	4	3	1	0	--	6
1985-86	7	5	2	0	--	10	4	4	0	0	--	8	3	1	2	0	--	2
1986-87	7	5	1	1	--	11	3	2	0	1	--	5	4	3	1	0	--	6
1987-88	7	2	4	1	--	5	4	1	2	1	--	3	3	1	2	0	--	2
1988-89	7	3	4	0	--	6	3	2	1	0	--	4	4	1	3	0	--	2
1989-90	7	1	5	1	--	3	4	0	3	1	--	1	3	1	2	0	--	2
1990-91	7	1	5	1	--	3	3	1	2	0	--	2	4	0	3	1	--	1
1991-92	7	4	3	0	--	8	4	3	1	0	--	6	3	1	2	0	--	2
1992-93	7	5	1	1	--	11	4	3	1	0	--	6	3	2	0	1	--	5
1993-94	6	1	4	1	--	3	4*	0	4	0	--	0	2	1	0	1	--	3
1994-95	4	3	0	1	--	7	2	2	0	0	--	4	2	1	0	1	--	3
1995-96	5	2	2	1	--	5	2	2	0	0	--	4	3	0	2	1	--	1
1996-97	6	3	2	1	--	7	3	1	1	1	--	3	3	2	1	0	--	4
1997-98	5	2	2	1	--	5	3	2	1	0	--	4	2	0	1	1	--	1
1998-99	4	4	0	0	--	8	2	2	0	0	--	4	2	2	0	0	--	4
1999-00	4	2	2	0	0	4	2	2	0	0	0	4	2	0	2	0	0	0
2000-01	4	1	2	1	0	3	2	1	0	1	0	3	2	0	2	0	0	0
2001-02	4	4	0	0	0	8	2	2	0	0	0	4	2	2	0	0	0	4
2002-03	4	2	1	0	1	5	2	2	0	0	0	4	2	0	1	0	1	1
2003-04	4	3	1	0	0	6	2	2	0	0	0	4	2	1	1	0	0	2
2005-06	4	3	0	--	1	7	2	2	0	--	0	4	2	1	0	--	1	3
2006-07	4	0	4	--	0	0	2	0	2	--	0	0	2	0	2	--	0	0
2007-08	4	2	1	--	1	5	2	0	1	--	1	1	2	2	0	--	0	4
2008-09	4	2	1	--	1	5	2	1	1	--	0	2	2	1	0	--	1	3
2009-10	4	1	3	0	0	2	2	1	1	0	0	2	2	0	2	0	0	0
2010-11	4	2	0	--	2	6	2	1	0	--	1	3	2	1	0	--	1	3
2011-12	4	3	1	--	0	6	2	1	1	--	0	2	2	2	0	--	0	4
TOTALS	191	100	66	19	6	225	97	59	30	6	2	126	94	41	36	13	4	99

*Record includes game played at neutral site.

FLYERS REGULAR SEASON RECORD VS. NHL TEAMS 1967-2012

WINNIPEG/ATLANTA

YEAR	OVERALL						HOME						ROAD					
	GP	W	L	T	OTL	PTS	GP	W	L	T	OTL	PTS	GP	W	L	T	OTL	PTS
1999-00	4	2	1	1	0	5	2	1	0	1	0	3	2	1	1	0	0	2
2000-01	4	3	0	1	0	7	2	1	0	1	0	3	2	2	0	0	0	4
2001-02	4	3	0	1	0	7	2	2	0	0	0	4	2	1	0	1	0	3
2002-03	4	3	1	0	0	6	2	1	1	0	0	2	2	2	0	0	0	4
2003-04	4	3	1	0	0	6	2	2	0	0	0	4	2	1	1	0	0	2
2005-06	4	3	0	--	1	7	2	1	0	--	1	3	2	2	0	--	0	4
2006-07	4	4	0	--	0	8	2	2	0	--	0	4	2	2	0	--	0	4
2007-08	4	4	0	--	0	8	2	2	0	--	0	4	2	2	0	--	0	4
2008-09	4	4	0	--	0	8	2	2	0	--	0	4	2	2	0	--	0	4
2009-10	4	0	4	--	0	8	2	0	2	--	0	0	2	0	2	--	0	0
2010-11	4	1	1	--	2	4	2	0	1	--	1	1	2	1	0	--	1	3
2011-12	4	1	2	--	1	2	2	0	1	--	1	1	2	1	1	--	0	0
TOTALS	48	31	10	3	4	76	24	14	5	2	3	33	24	17	5	1	1	34

FLYERS REGULAR SEASON RECORDS 1967-2012

SEASON	GP	W	L	T/OT	OL	PTS	GF	GA	FINISH
1967-68	74	31	32	11	--	73	173	179	1st, West
1968-69	76	20	35	21	--	61	174	225	3rd, West
1969-70	76	17	35	24	--	58	197	225	5th, West
1970-71	78	28	33	17	--	73	207	225	3rd, West
1971-72	78	26	38	14	--	66	200	236	5th, West
1972-73	78	37	30	11	--	85	296	256	2nd, West
1973-74	78	50	16	12	--	112	273	164	1st, West
1974-75	80	51	18	11	--	113	293	181	1st, Patrick
1975-76	80	51	13	16	--	118	348	209	1st, Patrick
1976-77	80	48	16	16	--	112	323	213	1st, Patrick
1977-78	80	45	20	15	--	105	296	200	2nd, Patrick
1978-79	80	40	25	15	--	95	281	248	2nd, Patrick
1979-80	80	48	12	20	--	116	327	254	1st, Patrick
1980-81	80	41	24	15	--	97	313	249	2nd, Patrick
1981-82	80	38	31	11	--	87	325	313	3rd, Patrick
1982-83	80	49	23	8	--	106	326	240	1st, Patrick
1983-84	80	44	26	10	--	98	350	290	3rd, Patrick
1984-85	80	53	20	7	--	113	348	241	1st, Patrick
1985-86	80	53	23	4	--	110	335	241	1st, Patrick
1986-87	80	46	26	8	--	100	310	245	1st, Patrick
1987-88	80	38	33	9	--	85	292	292	3rd, Patrick
1988-89	80	36	36	8	--	80	307	285	4th, Patrick
1989-90	80	30	39	11	--	71	290	297	6th, Patrick
1990-91	80	33	37	10	--	76	252	267	5th, Patrick
1991-92	80	32	37	11	--	75	252	273	6th, Patrick
1992-93	84	36	37	11	--	83	319	319	5th, Patrick
1993-94	84	35	39	10	--	80	294	314	6th, Atlantic
1994-95	48	28	16	4	--	60	150	132	1st, Atlantic
1995-96	82	45	24	13	--	103	282	208	1st, Atlantic
1996-97	82	45	24	13	--	103	274	217	2nd, Atlantic
1997-98	82	42	29	11	--	95	242	193	2nd, Atlantic
1998-99	82	37	26	19	--	93	231	196	2nd, Atlantic
1999-00	82	45	22	--	15	105	237	179	1st, Atlantic
2000-01	82	43	25	--	4	100	240	207	2nd, Atlantic
2001-02	82	42	27	--	13	97	234	192	1st, Atlantic
2002-03	82	45	20	--	17	107	211	166	2nd, Atlantic
2003-04	82	40	21	--	21	101	229	186	1st, Atlantic
2004-05					Did Not Play				
2005-06	82	45	26	--	11	101	263	253	2nd, Atlantic
2006-07	82	22	48	--	12	56	213	297	5th, Atlantic
2007-08	82	42	29	--	11	95	245	227	4th, Atlantic
2008-09	82	44	27	--	11	99	260	232	3rd, Atlantic
2009-10	82	41	35	--	6	88	232	222	3rd, Atlantic
2010-11	82	47	23	--	12	106	256	216	1st, Atlantic
2011-12	82	47	26	--	9	103	260	225	3rd, Atlantic
TOTALS	3,506	1,756	1,202	457	91	4,060	11,760	10,229	

FLYERS REGULAR SEASON HOME AND ROAD RECORDS 1967-2012

SEASON	HOME				ROAD				OVERALL			
	W	L	T	OTL	W	L	T	OTL	W	L	T	OTL
1967-68	17	13	7	-	14	19	4	-	31	32	11	-
1968-69	14	16	8	-	6	19	13	-	20	35	21	-
1969-70	11	14	13	-	6	21	11	-	17	35	24	-
1970-71	20	10	9	-	8	23	8	-	28	33	17	-
1971-72	19	13	7	-	7	25	7	-	26	38	14	-
1972-73	27	8	4	-	10	22	7	-	37	30	11	-
1973-74	28	6	5	-	22	10	7	-	50	16	12	-
1974-75	32	6	2	-	19	12	9	-	51	18	11	-
1975-76	36	2	2	-	15	11	14	-	51	13	16	-
1976-77	33	6	1	-	15	10	15	-	48	16	16	-
1977-78	29	6	5	-	16	14	10	-	45	20	15	-
1978-79	26	10	4	-	14	15	11	-	40	25	15	-
1979-80	27	5	8	-	21	7	12	-	48	12	20	-
1980-81	23	9	8	-	18	15	7	-	41	24	15	-
1981-82	25	10	5	-	13	21	6	-	38	31	11	-
1982-83	29	8	3	-	20	15	5	-	49	23	8	-
1983-84	25	10	5	-	19	16	5	-	44	26	10	-
1984-85	32	4	4	-	21	16	3	-	53	20	7	-
1985-86	33	6	1	-	20	17	3	-	53	23	4	-
1986-87	29	9	2	-	17	17	6	-	46	26	8	-
1987-88	20	14	6	-	18	19	3	-	38	33	9	-
1988-89	22	15	3	-	14	21	5	-	36	36	8	-
1989-90	17	19	4	-	13	20	7	-	30	39	11	-
1990-91	18	16	6	-	15	21	4	-	33	37	10	-
1991-92	22	11	7	-	10	26	4	-	32	37	11	-
1992-93	23	14	5	-	13	23	6	-	36	37	11	-
1993-94	19	20	3	-	16	19	7	-	35	39	10	-
1994-95	16	7	1	-	12	9	3	-	28	16	4	-
1995-96	27	9	5	-	18	15	8	-	45	24	13	-
1996-97	23	12	6	-	22	12	7	-	45	24	13	-
1997-98	24	11	6	-	18	18	5	-	42	29	11	-
1998-99	21	9	11	-	16	17	8	-	37	26	19	-
1999-00	25	6	7	3	20	16	5	0	45	22	12	3
2000-01	26	11	4	0	17	14	7	3	43	25	11	3
2001-02	20	13	5	3	22	14	5	0	42	27	10	3
2002-03	21	10	8	2	24	10	5	2	45	20	13	4
2003-04	24	11	3	3	16	10	12	3	40	21	15	6
2004-05					Did Not Play							
2005-06	22	13	-	6	23	13	-	5	45	26	-	11
2006-07	10	24	-	7	12	24	-	5	22	48	-	12
2007-08	21	14	-	6	21	15	-	5	42	29	-	11
2008-09	24	13	-	4	20	14	-	7	44	27	-	11
2009-10	24	14	-	3	17	21	-	3	41	35	-	6
2010-11	22	12	-	7	25	11	-	5	47	23	-	12
2011-12	22	13	-	6	25	13	-	3	47	26	-	9
TOTALS	1028	482	193	50	728	720	264	41	1756	1202	457	91

FLYERS ALL-TIME REGULAR SEASON OVERTIME RECORDS 1983-2012

SEASON	OVERALL			SEASON	HOME			SEASON	ROAD		
	W	L	T		W	L	T		W	L	T
1983-84	3	1	10	1983-84	2	1	5	1983-84	1	0	5
1984-85	1	1	7	1984-85	0	0	4	1984-85	1	1	3
1985-86	4	1	4	1985-86	2	0	1	1985-86	2	1	3
1986-87	1	1	8	1986-87	1	0	2	1986-87	0	1	6
1987-88	1	3	9	1987-88	1	1	6	1987-88	0	2	3
1988-89	1	5	8	1988-89	1	4	3	1988-89	0	1	5
1989-90	2	5	11	1989-90	2	3	4	1989-90	0	2	7
1990-91	1	0	10	1990-91	0	0	6	1990-91	1	0	4
1991-92	2	4	11	1991-92	2	1	7	1991-92	0	3	4
1992-93	4	2	11	1992-93	2	2	5	1992-93	2	0	6
1993-94	3	5	10	1993-94	2	4	3	1993-94	1	1	7
1994-95	3	1	4	1994-95	1	1	1	1994-95	2	0	3
1995-96	4	3	13	1995-96	2	1	5	1995-96	2	2	8
1996-97	3	2	13	1996-97	2	0	6	1996-97	1	2	7
1997-98	3	1	11	1997-98	2	1	6	1997-98	1	0	5
1998-99	2	3	19	1998-99	0	1	11	1998-99	2	2	8
1999-00	6	3	12	1999-2000	4	3	7	1999-2000	2	0	5
2000-01	5	3	11	2000-01	2	0	4	2000-01	3	3	7
2001-02	3	3	10	2001-02	2	3	5	2001-02	1	0	5
2002-03	6	4	13	2002-03	1	2	8	2002-03	5	2	5
2003-04	2	6	15	2003-04	1	3	3	2003-04	1	3	12
TOTALS	60	57	220	TOTALS	32	31	102	TOTALS	28	26	118

	OVERTIME		SHOOTOUT			OVERTIME		SHOOTOUT			OVERTIME		SHOOTOUT	
	W	L	W	L		W	L	W	L		W	L	W	L
2005-06	7	5	4	6	2005-06	3	4	3	2	2005-06	4	1	1	4
2006-07	3	6	1	6	2006-07	2	3	1	4	2006-07	1	3	0	2
2007-08	3	6	3	6	2007-08	2	4	1	3	2007-08	1	2	2	3
2008-09	6	5	4	6	2008-09	4	3	1	1	2008-09	2	2	3	5
2009-10	2	3	4	3	2009-10	1	1	3	2	2009-10	1	2	1	1
2010-11	3	5	3	7	2010-11	1	2	0	5	2010-11	2	3	3	2
2011-12	10	9	4	7	2011-12	3	6	1	5	2011-12	7	3	3	2
TOTALS	34	39	23	41	TOTALS	16	23	10	22	TOTALS	18	16	13	19

FLYERS REGULAR SEASON HOME ATTENDANCE RECORDS 1967-2012

SEASON	ATTENDANCE	GAMES	AVERAGE	SELLOUTS
1967-68	288,747	30	9,625	3
1968-69	425,443	38	11,196	4
1969-70	508,132	38	13,372	18
1970-71	551,113	39	14,131	27
1971-72	560,796	39	14,379	26
1972-73	626,468	39	16,063	22
1973-74	663,273	39	17,007	39
1974-75	683,080	40	17,077	40
1975-76	683,080	40	17,077	40
1976-77	683,080	40	17,077	40
1977-78	683,080	40	17,077	40
1978-79	683,080	40	17,077	40
1979-80	683,080	40	17,077	40
1980-81	683,080	40	17,077	40
1981-82	681,744	40	17,044	8
1982-83	673,880	40	16,847	13
1983-84	665,445	40	16,636	13
1984-85	678,036	40	16,951	23
1985-86	687,342	40	17,184	32
1986-87	688,497	40	17,212	36
1987-88	696,180	40	17,405	31
1988-89	696,202	40	17,405	36
1989-90	696,268	40	17,407	32
1990-91	693,674	40	17,342	27
1991-92	685,604	40	17,140	11
1992-93	708,512	41	17,281	14
1993-94	706,455	41	17,231	10
1994-95	411,848	24	17,160	15
1995-96	711,136	41	17,345	32
1996-97	791,753	41	19,311	15
1997-98	800,285	41	19,519	23
1998-99	804,105	41	19,612	37
1999-00	805,014	41	19,634	35
2000-01	802,595	41	19,575	29
2001-02	802,327	41	19,569	27
2002-03	792,333	41	19,325	14
2003-04	794,406	41	19,376	20
2004-05	---			
2005-06	805,783	41	19,653	39
2006-07	790,591	41	19,283	10
2007-08	801,797	41	19,556	26
2008-09	801,372	41	19,546	27
2009-10	800,996	41	19,537	30
2010-11	808,301	41	19,715	36
2011-12	837,754*#	41	20,433	41
TOTALS	30,525,767	1,744	19,489	1,161

*Club Record

Total includes attendance of 46,967 at 2012 Bridgestone NHL Winter Classic at Citizens Bank Park on January 2, 2012.

(Note: Flyers played at the Spectrum from the 1967-68 through 1995-96 seasons before moving into the Wells Fargo Center for the 1996-97 season.)

FLYERS REGULAR SEASON OPENING GAME RECORDS 1967-2012

SEASON OPENER (21-16-7)

1967-68	FLYERS	1	at	California	5	L
1968-69	FLYERS	2	at	Boston	3	L
1969-70	FLYERS	0	at	Minnesota	4	L
1970-71	Minnesota	1	at	FLYERS	2	W
1971-72	FLYERS	2	at	Pittsburgh	3	L
1972-73	FLYERS	4	at	St. Louis	4	T
1973-74	Toronto	0	at	FLYERS	2	W
1974-75	Los Angeles	5	at	FLYERS	3	L
1975-76	Washington	4	at	FLYERS	5	W
1976-77	NY Islanders	3	at	FLYERS	0	L
1977-78	Chicago	1	at	FLYERS	5	W
1978-79	FLYERS	3	at	NY Rangers	3	T
1979-80	NY Islanders	2	at	FLYERS	5	W
1980-81	Pittsburgh	4	at	FLYERS	7	W
1981-82	Detroit	2	at	FLYERS	2	T
1982-83	Quebec	5	at	FLYERS	9	W
1983-84	Washington	1	at	FLYERS	4	W
1984-85	Washington	2	at	FLYERS	2	T
1985-86	New Jersey	6	at	FLYERS	5	L
1986-87	Edmonton	1	at	FLYERS	2	W
1987-88	Montreal	2	at	FLYERS	2	T
1988-89	New Jersey	1	at	FLYERS	4	W
1989-90	New Jersey	6	at	FLYERS	2	L
1990-91	FLYERS	1	at	Boston	4	L
1991-92	FLYERS	2	at	Washington	5	L
1992-93	FLYERS	3	at	Pittsburgh	3	T
1993-94	Pittsburgh	3	at	FLYERS	4	W
1994-95	Quebec	3	at	FLYERS	1	L
1995-96	FLYERS	7	at	Montreal	1	W
1996-97	Florida	3	at	FLYERS	1	L
1997-98	Florida	1	at	FLYERS	3	W
1998-99	FLYERS	1	at	NY Rangers	0	W
1999-00	Ottawa	3	at	FLYERS	0	L
2000-01	Vancouver	3	at	FLYERS	6	W
2001-02	Florida	2	at	FLYERS	5	W
2002-03	FLYERS	2	at	Edmonton	2	T
2003-04	Buffalo	0	at	FLYERS	2	W
2004-05	Did Not Play					
2005-06	NY Rangers	5	at	FLYERS	3	L
2006-07	FLYERS	0	at	Pittsburgh	4	L
2007-08	FLYERS	3	at	Calgary	2	W
2008-09	NY Rangers	4	at	FLYERS	3	L
2009-10	FLYERS	2	at	Carolina	0	W
2010-11	FLYERS	3	at	Pittsburgh	2	W
2011-12	FLYERS	2	at	Boston	1	W

FLYERS REGULAR SEASON HOME/ROAD OPENING GAME RECORDS 1967-2012

HOME OPENER (26-12-6)

1967-68	W	FLYERS 1, Pittsburgh 0
1968-69	W	FLYERS 3, Pittsburgh 0
1969-70	T	FLYERS 1, Montreal 1
1970-71	W	FLYERS 2, Minnesota 1
1971-72	L	Los Angeles 7 FLYERS 0
1972-73	W	FLYERS 7, Vancouver 3
1973-74	W	FLYERS 2, Toronto 0
1974-75	L	Los Angeles 5, FLYERS 3
1975-76	W	FLYERS 5, Washington 4
1976-77	L	NY Islanders 3, FLYERS 0
1977-78	W	FLYERS 5, Chicago 1
1978-79	L	Montreal 3, FLYERS 2
1979-80	W	FLYERS 5, NY Islanders 2
1980-81	W	FLYERS 7, Pittsburgh 4
1981-82	T	FLYERS 2, Detroit 2
1982-83	W	FLYERS 9, Quebec 5
1983-84	W	FLYERS 4, Washington 1
1984-85	T	FLYERS 2, Washington 2
1985-86	L	New Jersey 6, FLYERS 5
1986-87	W	FLYERS 2, Edmonton 1
1987-88	T	FLYERS 2, Montreal 2
1988-89	W	FLYERS 4, New Jersey 1
1989-90	L	New Jersey 6, FLYERS 2
1990-91	W	FLYERS 7, Detroit 2
1991-92	L	Pittsburgh 6, FLYERS 3
1992-93	W	FLYERS 6, New Jersey 4
1993-94	W	FLYERS 4, Pittsburgh 3
1994-95	L	Quebec 3, FLYERS 1
1995-96	W	FLYERS 2, Washington 1
1996-97	L	Florida 3, FLYERS 1
1997-98	W	FLYERS 3, Florida 1
1998-99	W	FLYERS 4, Anaheim 1
1999-00	L	Ottawa 3, FLYERS 0
2000-01	W	FLYERS 6, Vancouver 3
2001-02	W	FLYERS 5, Florida 2
2002-03	T	FLYERS 3, NY Islanders 3
2003-04	W	FLYERS 2, Buffalo 0
2004-05	--	---
2005-06	L	NY Rangers 5, FLYERS 3
2006-07	SOL	NY Rangers 5, FLYERS 4
2007-08	W	FLYERS 3, NY Islanders 1
2008-09	L	NY Rangers 4, FLYERS 3
2009-10	W-OT	FLYERS 6, Washington 5
2010-11	W	Colorado 2, FLYERS 4
2011-12	W	Vancouver 4, FLYERS 5

ROAD OPENER (20-14-11)

1967-68	L	FLYERS 1 @ California 5
1968-69	L	FLYERS 2 @ Boston 3
1969-70	L	FLYERS 0 @ Minnesota 4
1970-71	T	FLYERS 0 @ Pittsburgh 0
1971-72	L	FLYERS 2 @ Pittsburgh 3
1972-73	T	FLYERS 4 @ St. Louis 4
1973-74	W	FLYERS 6 @ NY Islanders 0
1974-75	W	FLYERS 6 @ Pittsburgh 3
1975-76	W	FLYERS 9 @ Minnesota 5
1976-77	L	FLYERS 3 @ Atlanta 4
1977-78	W	FLYERS 8 @ Pittsburgh 2
1978-79	T	FLYERS 3 @ NY Rangers 3
1979-80	L	FLYERS 2 @ Atlanta 9
1980-81	W	FLYERS 5 @ St. Louis 1
1981-82	W	FLYERS 5 @ Washington 4
1982-83	W	FLYERS 3 @ Washington 2
1983-84	W	FLYERS 6 @ Montreal 3
1984-85	W	FLYERS 4 @ Washington 2
1985-86	W	FLYERS 4 @ Pittsburgh 2
1986-87	W	FLYERS 6 @ Washington 1
1987-88	W	FLYERS 5 @ Minnesota 4
1988-89	W	FLYERS 7 @ Minnesota 6
1989-90	L	FLYERS 3 @ Washington 5
1990-91	L	FLYERS 1 @ Boston 4
1991-92	L	FLYERS 2 @ Washington 5
1992-93	T	FLYERS 3 @ Pittsburgh 3
1993-94	W	FLYERS 5 @ Hartford 2
1994-95	L	FLYERS 1 @ Boston 4
1995-96	W	FLYERS 7 @ Montreal 1
1996-97	L	FLYERS 1 @ NY Islanders 5
1997-98	W	FLYERS 1 @ New Jersey 4
1998-99	T	FLYERS 1 @ NY Rangers 0
1999-00	T	FLYERS 1 @ Boston 1
2000-01	T	FLYERS 3 @ Minnesota 3
2001-02	T	FLYERS 2 @ Columbus 2
2002-03	T	FLYERS 2 @ Edmonton 2
2003-04	T	FLYERS 0 @ San Jose 0
2004-05	--	---
2005-06	L	FLYERS 2 @ Toronto 4
2006-07	L	FLYERS 0 @ Pittsburgh 4
2007-08	W	FLYERS 3 @ Calgary 2
2008-09	OTL	FLYERS 2 @ Pittsburgh 3
2009-10	W	FLYERS 2 @ Carolina 0
2010-11	W	FLYERS 3 @ Pittsburgh 2
2011-12	W	FLYERS 2 @ Boston 1

PHILADELPHIA FLYERS ALL-TIME COACHING REGISTER 1967-2012

COACH	FIRST SEASON	NO. OF SEASONS	RECORD	PCT.	PLAYOFF RECORD	PLAYOFF PCT.
Keith Allen	1967-68	2	51 • 67 • 32	.447	3 • 8	.273
Vic Stasiuk	1969-70	2	45 • 68 • 41	.425	0 • 4	.000
Fred Shero	1971-72	7	308 • 151 • 95	.642	48 • 35	.578
# Bob McCammon	1978-79	4	119 • 68 • 31	.617	1 • 9	.100
* Pat Quinn	1978-79	4	141 • 73 • 48	.630	22 • 17	.564
Mike Keenan	1984-85	4	190 • 102 • 28	.638	32 • 25	.561
Paul Holmgren	1988-89	4	107 • 126 • 31	.464	10 • 9	.526
@ Bill Dineen	1991-92	2	60 • 60 • 20	.500	—	--
Terry Simpson	1993-94	1	35 • 39 • 10	.476	—	--
Terry Murray	1994-95	3	118 • 64 • 30	.627	28 • 18	.609
Wayne Cashman	1997-98	1	32 • 20 • 9	.598	—	--
+ Roger Neilson	1997-98	3	76 • 52 • 32	.578	3 • 8	.273
% Craig Ramsay	1999-2000	2	28 • 20 • 5	.594	11 • 7	.611
^ Bill Barber	2000-01	2	73 • 46 • 17	.599	3 • 8	.273
Ken Hitchcock	2002-03	3	130 • 77 • 39	.608	19 • 18	.514
> John Stevens	2006-07	4	120 • 109 • 34	.521	11 • 12	.478
\$ Peter Laviolette	2009-10	3	122 • 73 • 26	.550	23 • 22	.510

*Replaced Bob McCammon 50 games into the 1978-79 season, compiling an 18-8-4 mark

#Replaced Pat Quinn 72 games into the 1981-82 season, compiling a 4-2-2 mark

@Replaced Paul Holmgren 24 games into the 1991-92 season, compiling a 24-23-9 mark

+Replaced Wayne Cashman 61 games into the 1997-98 season, compiling a 10-9-2 mark

%Replaced Roger Neilson 57 games into the 1999-2000 season, compiling a 16-8-1 mark

^Replaced Craig Ramsay 28 games into the 2000-01 season, compiling a 31-16-7 mark

>Replaced Ken Hitchcock 8 games into the 2006-07 season, compiling a 21-42-11 mark

\$Replaced John Stevens 25 games into the 2009-10 season, compiling a 28-24-5 mark

"MOSTS" BY A FLYER IN A SINGLE SEASON

GOALS:

Reggie Leach	61	1975-76
Tim Kerr	58	1985-86
Tim Kerr	58	1986-87
Tim Kerr	54	1983-84
Tim Kerr	54	1984-85
Mark Recchi	53	1992-93
John LeClair	51	1995-96
John LeClair	51	1997-98
Rick MacLeish	50	1972-73
Bill Barber	50	1975-76
Reggie Leach	50	1979-80
John LeClair	50	1996-97

ASSISTS:

Bobby Clarke	89	1974-75
Bobby Clarke	89	1975-76
Mark Recchi	70	1992-93
Bobby Clarke	68	1977-78
Ken Linseman	68	1981-82
Eric Lindros	68	1995-96
Bobby Clarke	67	1972-73
Mark Recchi	67	1993-94
Claude Giroux	65	2011-12
Mark Recchi	63	1999-00
Bobby Clarke	62	1976-77
Bobby Clarke	62	1982-83
Rod Brind'Amour	62	1993-94

POINTS:

Mark Recchi	123	1992-93
Bobby Clarke	119	1975-76
Bobby Clarke	116	1974-75
Eric Lindros	115	1995-96
Bill Barber	112	1975-76
Mark Recchi	107	1993-94
Bobby Clarke	104	1972-73
Rick MacLeish	100	1972-73
Tim Kerr	98	1984-85
Rick MacLeish	97	1976-77
Brian Propp	97	1984-85
Brian Propp	97	1985-86
Rod Brind'Amour	97	1993-94
Eric Lindros	97	1993-94
John LeClair	97	1995-96
John LeClair	97	1996-97

FLYERS REGULAR SEASON TEAM LEADERS 1967-2012

SEASON	PLAYER	GOALS	PLAYER	ASSISTS	PLAYER	POINTS
1967-68	Rochefort	21	Angotti	37	Angotti	49
1968-69	Lacroix	24	Gendron	35	Lacroix	56
1969-70	Dornhoefer	26	Lacroix	36	Lacroix	58
1970-71	Clarke	27	Clarke	36	Clarke	63
1971-72	Clarke	35	Clarke	46	Clarke	81
1972-73	MacLeish	50	Clarke	67	Clarke	104
1973-74	Clarke	35	Clarke	52	Clarke	87
1974-75	Leach	45	Clarke	89	Clarke	116
1975-76	Leach	61	Clarke	89	Clarke	119
1976-77	MacLeish	49	Clarke	62	MacLeish	97
1977-78	Barber	41	Clarke	68	Clarke	89
1978-79	Barber/Leach	34	Clarke	57	Barber	80
1979-80	Leach	50	Clarke/Linseman	57	Linseman	79
1980-81	Barber	43	Wilson	47	Barber	85
1981-82	Barber	45	Linseman	68	Linseman	92
1982-83	Sittler	43	Clarke	62	Clarke	85
1983-84	Kerr	54	Propp	53	Kerr	93
1984-85	Kerr	54	Propp	54	Kerr	98
1985-86	Kerr	58	Howe	58	Propp	97
1986-87	Kerr	58	Poulin	45	Kerr	95
1987-88	Tocchet	31	Propp	49	Craven/Propp	76
1988-89	Kerr	48	Eklund	51	Kerr	88
1989-90	Tocchet	37	Tocchet	59	Tocchet	96
1990-91	Tocchet	40	Eklund	50	Tocchet	71
1991-92	Brind'Amour	33	Brind'Amour	44	Brind'Amour	77
1992-93	Recchi	53	Recchi	70	Recchi	123
1993-94	Lindros	44	Recchi	67	Recchi	107
1994-95	Lindros	29	Lindros	41	Lindros	70
1995-96	LeClair	51	Lindros	68	Lindros	115
1996-97	LeClair	50	LeClair/Lindros	47	LeClair	97
1997-98	LeClair	51	Lindros	41	LeClair	87
1998-99	LeClair	43	Lindros	53	Lindros	93
1999-00	LeClair	40	Recchi	63	Recchi	91
2000-01	Primeau	34	Recchi	50	Recchi	77
2001-02	Gagne	33	Roenick	46	Roenick	67
2002-03	Roenick	27	Recchi/Roenick	32	Roenick	59
2003-04	Recchi	26	Recchi	49	Recchi	75
2005-06	Gagne	47	Forsberg	56	Gagne	79
2006-07	Gagne	41	Pitkanen	39	Gagne	68
2007-08	Briere	31	Richards	47	Richards	75
2008-09	Carter	46	Richards	50	Carter	84
2009-10	Carter	33	Pronger	45	Richards	62
2010-11	Carter	36	Giroux	51	Giroux	76
2011-12	Hartnell	37	Giroux	65	Giroux	93

FLYERS REGULAR SEASON TEAM LEADERS 1967-2012

SEASON	PLAYER	PIM	GOALTENDER	GAA	GOALTENDER	WINS
1967-68	Van Impe	141	Favell	2.27	Parent	16
1968-69	Kennedy	195	Parent	2.69	Parent	17
1969-70	Heiskala	171	Parent	2.79	Parent	13
1970-71	Dornhoefer	93	Favell	2.66	Favell	16
1971-72	Dornhoefer	183	Favell	2.80	Favell	18
1972-73	Schultz	259	Favell	2.83	Favell	20
1973-74	Schultz	348	Parent	1.89	Parent	47
1974-75	Schultz	472	Parent	2.03	Parent	44
1975-76	Schultz	307	Stephenson	2.58	Stephenson	40
1976-77	Holmgren	201	Stephenson	2.31	Parent	35
1977-78	Dupont	225	Parent	2.22	Parent	29
1978-79	Wilson	197	Parent	2.70	Stephenson	20
1979-80	Holmgren	267	Peeters	2.73	Peeters	29
1980-81	Holmgren	306	St.Croix	2.49	Peeters	22
1981-82	Cochrane	329	Peeters	3.71	Peeters	23
1982-83	Cochrane	237	Froese	2.52	Lindbergh	23
1983-84	Cochrane	225	Froese	3.14	Froese	28
1984-85	Tocchet	181	Lindbergh	3.02	Lindbergh	40
1985-86	Tocchet	284	Froese	2.55	Froese	31
1986-87	Tocchet	286	Hextall	3.00	Hextall	37
1987-88	Tocchet	301	Hextall	3.51	Hextall	30
1988-89	Chychrun	245	Hextall	3.23	Hextall	30
1989-90	Berube	291	Wregget	3.42	Wregget	22
1990-91	Berube	293	Peeters	2.88	Hextall	13
1991-92	Carkner	195	Hextall	3.40	Hextall	16
1992-93	McGill	238	Soderstrom	3.42	Soderstrom	20
1993-94	Brown	137	Roussel	3.34	Roussel	29
1994-95	Antoski	107	Roussel	2.34	Hextall	17
1995-96	Antoski	204	Hextall	2.17	Hextall	31
1996-97	Daniels	237	Snow	2.52	Hextall	31
1997-98	Kordic	210	Hextall	2.17	Hextall	21
1998-99	Lindros	120	Vanbiesbrouck	2.18	Vanbiesbrouck	27
1999-00	Berube	162	Boucher	1.91	Vanbiesbrouck	25
2000-01	Richardson	131	Cechmanek	2.01	Cechmanek	35
2001-02	Fedoruk	141	Cechmanek	2.05	Cechmanek	24
2002-03	Brashear	161	Cechmanek	1.83	Cechmanek	33
2003-04	Brashear	212	Esche	2.04	Esche	21
2005-06	Brashear	166	Niittymaki/Esche	2.97	Niittymaki	23
2006-07	Eager	233	Niittymaki	3.38	Niittymaki	9
2007-08	Cote	202	Biron	2.59	Biron	30
2008-09	Carcillo	254	Niittymaki/Biron	2.76	Biron	29
2009-10	Carcillo	207	Leighton	2.48	Emery/Leighton	16
2010-11	Hartnell	142	Boucher	2.41	Bobrovsky	28
2011-12	Rinaldo	232	Bryzgalov	2.48	Bryzgalov	33

FLYERS ALL-TIME TOP ROOKIE SCORERS 1967-2012

PLAYER	POS	YEAR	GP	G	A	PTS
Mikael Renberg	RW	1993-94	83	38	44	82
Dave Poulin	C	1983-84	73	31	45	76
Eric Lindros	C	1992-93	61	41	34	75
Brian Propp	LW	1979-80	80	34	41	75
Ron Flockhart	C	1981-82	72	33	39	72
Pelle Eklund	C	1985-86	70	15	51	66
Bill Barber	LW	1972-73	69	30	34	64
Peter Zedel	C	1984-85	65	15	46	61
Andre Lacroix	C	1968-69	75	24	32	56
Serge Bernier	RW	1970-71	77	23	28	51
Ron Sutter	C	1983-84	79	19	32	51
Mel Bridgman	C	1975-76	80	23	27	50
Behn Wilson	D	1978-79	80	13	36	49
Simon Gagne	LW	1999-00	80	20	28	48
Matt Read	RW	2011-12	79	24	23	47
Bobby Clarke	C	1969-70	76	15	31	46
Tim Kerr	C	1980-81	68	22	23	45
Jim Johnson	C	1968-69	69	17	27	44
Thomas Ericsson	D	1983-84	68	11	33	44
Janne Niinimaa	D	1996-97	77	4	40	44

FLYERS ALL-TIME SCORING AND PENALTY RECORDS 1967-2012

PLAYER	GP	G	A	PTS	PIM
B. Clarke	1144	358	852	1210	1453
B. Barber	903	420	463	883	623
B. Propp	790	369	480	849	669
R. MacLeish	741	328	369	697	384
E. Lindros	486	290	369	659	946
T. Kerr	601	363	287	650	577
J. LeClair	649	333	310	643	337
M. Recchi	602	232	395	627	388
R. Brind'Amour	633	235	366	601	563
S. Gagne	664	259	265	524	278
G. Dornhoefer	725	202	316	518	1256
R. Leach	606	306	208	514	276
R. Tocchet	621	232	276	508	1817
M. Howe	594	138	342	480	323
P. Eklund	589	118	334	452	107
M. Craven	523	152	272	424	315
I. Sinisalo	526	199	209	408	180
E. Desjardins	738	93	303	396	406
D. Poulin	467	161	233	394	303
Ron Sutter	555	137	223	360	854
M. Richards	453	133	216	349	397
J. Carter	461	181	162	343	288
M. Bridgman	462	119	205	324	971
R. Lonsberry	497	144	170	314	403
P. Holmgren	500	138	171	309	1600
M. Renberg	366	128	168	296	210
B. Kelly	741	128	168	296	1285
*D. Briere	330	118	149	267	321
*S. Hartnell	407	129	134	263	735
P. Zedel	310	91	170	261	230
O. Kindrachuk	360	79	181	260	465
K. Linseman	269	73	184	257	585
*C. Giroux	285	78	165	243	113
D. Saleski	476	118	117	235	602
T. Bladon	463	67	163	230	281
M. Knuble	310	114	107	221	270
B. Wilson	339	59	155	214	873
K. Primeau	312	87	126	213	414
*K. Timonen	397	27	179	206	236
S. Nolet	358	93	108	201	129
Joe Watson	746	36	162	198	397
S. Mellanby	355	83	114	197	694
B. Dailey	304	56	138	194	397
D. Crossman	392	35	158	193	255
B. McCrimmon	367	35	152	187	355
Jim Watson	613	38	148	186	490
D. Sittler	191	84	94	178	148
A. Dupont	539	42	135	177	1505
K. Dineen	284	88	88	176	533
J. Roenick	216	67	106	173	211
G. Galley	236	28	144	172	260
A. Lacroix	245	72	98	170	36
J. Johnson	266	66	102	168	67
D. Smith	494	80	87	167	338
C. Therien	753	29	130	159	583
J. Gendron	278	69	86	155	203
K. Johnsson	291	40	107	147	140
M. Handzus	237	54	92	146	166
R. Flockhart	167	65	80	145	108
K. Samuelsson	545	35	106	141	815

PLAYER	GP	G	A	PTS	PIM
D. McGillis	340	32	108	140	303
B. Flett	167	71	68	139	130
L. Carson	346	61	76	137	495
M. Carle	308	14	122	136	91
T. Carkner	376	29	103	132	867
*B. Coburn	422	30	100	130	350
R. Allison	168	47	81	128	210
G. Murphy	261	31	97	128	254
D. Langkow	209	41	86	127	130
E. Van Impe	617	19	107	126	892
B. Fedyk	200	59	65	124	160
R.J. Umberger	228	49	67	116	78
K. Acton	303	45	71	116	424
J. Pitkanen	206	25	91	116	210
D. Schultz	297	51	64	115	1386
J. Williams	226	43	72	115	108
P. Forsberg	100	30	85	115	118
M. Bullard	124	50	63	113	127
S. Kapanen	311	44	66	110	70
B. Marsh	514	14	96	110	636
T. Gorence	291	57	52	109	89
B. Clement	229	53	52	105	166
J. van Riemsdyk	196	47	52	99	89
T. Klatt	209	41	57	98	57
T. Eriksson	208	22	76	98	107
M. Ricci	146	41	56	97	157
J. Lupul	135	45	51	96	93
A. Hill	221	40	55	95	227
*C. Pronger	145	15	77	92	133
S. Podein	301	44	48	92	216
M. Dvorak	193	11	74	85	51
J. Beranek	134	46	38	84	137
K. Huffman	207	23	61	84	158
P. Falloon	144	38	45	83	24
Rich Sutter	204	36	47	83	381
B. Ashbee	270	15	67	82	277
J. Otto	213	28	52	80	292
D. Yushkevich	215	17	63	80	212
T. Crisp	194	25	54	79	78
D. Brown	552	39	39	78	1382
J. Niinimaa	143	7	71	78	114
L. Rochefort	139	35	42	77	26
G. Cochrane	257	16	61	77	1110
S. Bernier	123	35	40	75	130
K. Jones	131	27	47	74	164
B. Sutherland	123	42	29	71	40
L. Goodenough	129	15	56	71	104
C. Gratton	108	23	47	70	200
P. Svoboda	232	10	60	70	320
R. Jones	217	13	56	69	134
T. Amonte	93	27	41	68	40
D. Brashear	270	22	44	66	648
S. Upshall	134	27	37	64	145
S. Duchesne	89	20	43	63	88
R. Fedotenko	152	33	29	62	115
D. Zubrus	200	19	43	62	89
*A. Meszaros	143	16	42	58	80
D. Quinn	102	18	40	58	48
V. Zelepukin	151	27	30	57	103
V. Leino	94	21	36	57	26

FLYERS ALL-TIME SCORING AND PENALTY RECORDS 1967-2012

PLAYER	GP	G	A	PTS	PIM
G. Peters	229	27	28	55	209
D. Sarrazin	100	20	35	55	22
P. Coffey	94	8	47	55	50
C. Berube	323	20	34	54	1138
J. Jagr	7	19	35	54	30
D. Hawerchuk	67	16	38	54	36
L. Hachborn	78	16	38	54	27
K. Dykhuis	227	13	41	54	211
B. Selby	119	25	28	53	47
Marty Murray	150	23	30	53	23
E. Weinrich	215	8	45	53	98
Y. Racine	67	9	43	52	48
A. Lomakin	108	22	28	50	60
M. Pederson	84	20	30	50	33
R. Lapointe	146	8	42	50	183
*W. Simmonds	82	28	21	49	114
B. Lesuk	123	24	25	49	118
B. Dunlop	69	20	29	49	16
L. Angotti	70	12	37	49	35
*J. Voracek	78	18	31	49	32
J. Latal	92	12	36	48	24
D. Ververgaert	95	23	24	47	30
*M. Read	79	24	23	47	12
V. Prospal	77	14	33	47	27
L. Hillman	149	8	39	47	112
B. Hughes	122	5	41	46	88
D. Blackburn	115	16	29	45	59
A. Asham	150	18	26	44	281
D. Powe	204	22	21	43	130
F. Kennedy	132	18	25	43	325
G. Hawgood	59	9	34	43	58
J. Hull	210	20	22	42	26
B. Dean	86	11	31	42	54
L. Hale	196	5	37	42	90
L. Morrison	202	19	22	41	70
B. Benning	59	11	29	40	128
B. Hoffmeyer	94	9	31	40	182
J. Wells	126	5	35	40	313
P. Evans	103	14	25	39	34
T. Fedoruk	268	13	26	39	575
V. Butsayev	99	14	23	37	119
C. Forbes	132	22	14	36	110
E. Hoekstra	70	15	21	36	6
R. Foley	58	11	25	36	168
J. Miszuk	140	6	30	36	149
L. Richardson	387	7	28	35	618
*M. Talbot	81	19	15	34	59
G. Paslawski	60	14	19	33	12
R. DiMaio	109	12	21	33	117
N. Lacombe	92	11	22	33	34
D. Hatcher	203	9	24	33	193
M. Taylor	64	8	25	33	24
W. Hillman	258	8	25	33	170
D. Carcillo	153	16	16	32	414
R. Somik	113	12	20	32	27
F. Meyer	83	8	24	32	47
A. Daigle	68	12	19	31	8
P. White	104	10	21	31	24
T. Murray	115	1	30	31	69
P. Ranheim	187	15	15	30	56

PLAYER	GP	G	A	PTS	PIM
B. Betts	138	13	17	30	22
G. Sanderson	58	11	18	29	44
C. Boivin	114	11	18	29	320
K. Haller	132	7	22	29	177
R. Hextall	489	1	28	29	476
N. Barnes	82	4	24	28	77
A. Nodl	115	12	15	27	18
J. Dopita	52	11	16	27	8
P. Hannigan	72	11	16	27	58
R. Fleming	65	9	18	27	134
J. Potvin	64	6	21	27	16
F. Bathe	198	3	24	27	502
*S. Couturier	77	13	14	27	14
J. Druce	79	12	14	26	27
J.J. Daigneault	105	8	18	26	68
M. Busniuk	143	3	23	26	297
M. Sillinger	52	11	14	25	24
C. LaForge	65	9	16	25	36
C. MacTavish	100	8	17	25	85
T. Ball	62	7	18	25	20
K. Manderville	129	7	18	25	59
M. Rathje	97	3	22	25	52
E. Heiskala	127	13	11	24	294
M. Ragnarsson	113	9	15	24	90
D. Kushner	82	10	13	23	213
B. Radivojevic	88	9	14	23	80
A. Conroy	114	9	14	23	156
T. Horacek	116	9	14	23	217
N. Zherdev	56	16	6	22	22
D. Cherry	139	12	10	22	41
G. Adams	39	7	15	22	113
A. Delmore	95	7	15	22	24
A. Picard	72	3	19	22	23
H. Bennett	53	13	8	21	67
K. Calder	59	9	12	21	36
D. Evans	65	8	13	21	70
P. Nedved	49	6	15	21	54
M. Baron	83	10	10	20	86
C. Schmautz	30	8	12	20	23
D. Seidenberg	92	6	14	20	26
D. Hoyda	108	4	16	20	257
I. Laperriere	82	3	17	20	162
K. McCarthy	90	3	17	20	57
J. Chychrun	199	3	17	20	608
D. Sullivan	80	9	10	19	8
B. Eager	111	9	10	19	313
A. Semenov	70	4	15	19	20
S. O'Donnell	81	1	17	18	87
*B. Schenn	54	1	6	18	34
A. Zhamnov	20	5	13	18	14
A. Faust	47	10	7	17	14
R. Nattress	44	7	10	17	29
B. Jones	48	7	10	17	44
R. Robitaille	28	5	12	17	22
S. Ruzicka	55	4	13	17	47
A. Stanley	64	4	13	17	28
R. McGill	134	4	13	17	363
T. Bergen	14	11	5	16	4
M. Sykora	49	5	11	16	26
G. Morrison	43	1	15	16	70

FLYERS ALL-TIME SCORING AND PENALTY RECORDS 1967-2012

PLAYER	GP	G	A	PTS	PIM
P. Sharp	66	10	5	15	67
D. Afanassenkov	41	8	7	15	12
E. Hospodar	112	8	7	15	321
M. Freer	59	6	9	15	18
D. Tippett	73	4	11	15	38
B. Savage	66	9	5	14	28
J. Sim	39	7	7	14	28
R. Potulny	44	7	7	14	26
B. Dobbins	56	6	8	14	39
J. Vandermeer	75	6	8	14	79
M. Bureau	125	6	8	14	20
M. Botell	32	4	10	14	31
M. Hostak	55	3	11	14	24
M. Parizeau	38	2	12	14	10
D. Lacroix	130	8	5	13	298
P. Juhlin	56	7	6	13	23
P. Brendl	50	6	7	13	6
J. Paddock	47	5	8	13	49
W. Huber	10	4	9	13	16
A. Zhitnik	31	3	10	13	38
A. Alberts	79	1	12	13	61
C. Lapointe	56	7	5	12	48
S. Downie	38	6	6	12	84
S. McCarthy	71	6	6	12	136
M. Greig	30	5	7	12	14
J. Gauthier	65	5	7	12	74
D. Kordic	197	4	8	12	584
K. Versteeg	27	7	4	11	24
E. Chouinard	46	7	4	11	10
M. Mantha	35	3	8	11	35
B. Wesley	52	3	8	11	109
L. Zeidel	66	1	10	11	68
B. Parent	486	0	11	11	95
Y. Preston	28	7	3	10	4
J. Hlavac	31	7	3	10	8
J. Dowd	73	5	5	10	41
*E. Wellwood	27	5	5	10	4
A. Oates	14	3	7	10	6
J. McIlhargey	128	3	7	10	497
D. Tertyshny	62	2	8	10	30
D. Nachbaur	65	2	8	10	194
D. Stanley	89	2	8	10	216
J. Smith	77	1	9	10	86
N. Dimitrakos	24	5	4	9	12
M. Comrie	21	4	5	9	12
S. Kasper	37	4	5	9	12
R. Paiement	43	4	5	9	74
*Z. Rinaldo	66	2	7	9	232
P. Guay	16	2	7	9	14
K. Stevens	23	2	7	9	18
W. Hicks	32	2	7	9	6
C. McAllister	121	2	7	9	258
M. Lamb	27	1	8	9	18
O. Bartulis	66	1	8	9	32
J. Finley	55	1	8	9	24
S. Daniels	56	5	3	8	237
G. Odjick	30	4	4	8	38
M. York	34	4	4	8	8
M. Roupe	40	3	5	8	42
M. Maneluk	14	2	6	8	12

PLAYER	GP	G	A	PTS	PIM
D. Michayluk	14	2	6	8	8
T. Young	20	2	6	8	12
J. Bowen	73	2	6	8	99
F. Arthur	74	1	7	8	47
A. Burt	84	1	7	8	59
Ross Fitzpatrick	20	5	2	7	0
B. Corkum	28	4	3	7	8
*M.A. Bourdon	45	4	3	7	52
C. Foster	25	3	4	7	20
E. Joyal	26	3	4	7	8
G. Hynes	37	3	4	7	16
G. Seabrooke	19	1	6	7	4
G. Smyth	49	1	6	7	192
T. Harris	70	1	6	7	48
L. Kukkonen	95	1	6	7	56
R. Parent	102	1	6	7	36
R. Cote	156	1	6	7	411
G. Dionne	22	0	7	7	2
L. Sbisa	39	0	7	7	36
C. Darby	12	2	4	6	2
D. Babych	39	2	4	6	32
M. Andersson	43	2	4	6	0
D. Tolpeko	26	1	5	6	24
J. Sacco	34	1	5	6	20
D. Fenyves	58	1	5	6	32
B. Froese	144	0	6	6	22
*A. Lilja	46	0	6	6	34
*N. Grossmann	22	0	6	6	10
*H. Zolnierczyk	37	3	3	6	35
*J. Shelley	88	2	3	5	201
J. Montgomery	13	2	3	5	15
T. Warriner	13	2	3	5	6
D. Markov	34	2	3	5	58
M. Picard	7	1	4	5	0
*E. Gustafsson	33	1	4	5	16
J. Kalinski	22	1	4	5	0
M. Timander	34	1	4	5	19
P. Lawless	8	0	5	5	0
M. Stankiewicz	19	0	5	5	25
P. Thoresen	21	0	5	5	8
R. MacSweeney	45	0	5	5	10
W. Brossart	47	0	5	5	12
R. Zettler	65	0	5	5	103
R. Esche	128	0	5	5	43
M. Biron	133	0	5	5	8
P. Lindbergh	157	0	5	5	10
D. Callander	18	3	1	4	5
P. Murray	25	3	1	4	15
L. Barrie	9	2	2	4	9
*D. Syvret	27	2	2	4	14
M. Pyoral	36	2	2	4	10
B. Wilkie	10	1	3	4	8
P. Plante	26	1	3	4	15
R. Bailey	27	1	3	4	78
T. Stevenson	31	1	3	4	45
P. J. Stock	31	1	3	4	78
S. Malgunas	71	1	3	4	90
S. Antoski	89	1	3	4	265
A. Stratton	12	0	4	4	4
J. Timonen	14	0	4	4	6

FLYERS ALL-TIME SCORING AND PENALTY RECORDS 1967-2012

PLAYER	GP	G	A	PTS	PIM
M. LaForest	38	0	4	4	12
D. Gauthier	60	0	4	4	82
K. Wregget	107	0	4	4	18
D. Roussel	139	0	4	4	23
P. Peeters	179	0	4	4	77
D. Favell	215	0	4	4	86
R. Romaniuk	17	3	0	3	17
D. Laliberte	11	2	1	3	6
A. Savage	16	2	1	3	4
C. Jensen	21	2	1	3	2
S. Cronin	35	2	1	3	37
G. Roberts	11	1	2	3	15
D. Plante	12	1	2	3	4
E. Meloche	13	1	2	3	4
L. Mickey	14	1	2	3	8
D. Schock	14	1	2	3	0
J. Gratton	22	1	2	3	71
B. Root	24	1	2	3	16
K. Daniels	27	1	2	3	4
L. Wright	38	1	2	3	6
U. Samuelsson	49	1	2	3	58
L. Krajccek	50	1	2	3	35
G. Meehan	12	0	3	3	4
S. Sandelin	15	0	3	3	0
J. Modry	19	0	3	3	8
M. Petit	20	0	3	3	51
A. Brimanis	21	0	3	3	12
R. Vopat	48	0	3	3	80
D. Biggs	11	2	0	2	8
Y. Dupre	35	2	0	2	16
D. Gardner	2	1	1	2	0
A. Brickley	3	1	1	2	0
M. Holan	8	1	1	2	4
B. Collins	9	1	1	2	4
D. McAmmond	10	1	1	2	0
L. Keenan	14	1	1	2	2
P. Crowe	16	1	1	2	28
M. Eaton	27	1	1	2	8
C. Winnes	4	0	2	2	0
M. Byers	5	0	2	2	0
J. Slaney	5	0	2	2	0
B. Berglund	7	0	2	2	4
L. Jonsson	8	0	2	2	6
J. Stevens	9	0	2	2	14
N. Guenin	12	0	2	2	6
Z. Zalapski	12	0	2	2	6
D. Snuggerud	14	0	2	2	0
B. Kane	23	0	2	2	35
D. Richter	50	0	2	2	138
O-K. Tollefsen	55	0	2	2	23
T. Soderstrom	78	0	2	2	4
R. St. Croix	82	0	2	2	2
J. Vanbiesbrouck	112	0	2	2	18
B. Boucher	136	0	2	2	12
A. Niittymaki	161	0	2	2	4
D. Gillen	1	1	0	1	0
T. Hlushko	2	1	0	1	0
W. Walz	2	1	0	1	0
B. Sirois	4	1	0	1	4
T. White	4	1	0	1	0

PLAYER	GP	G	A	PTS	PIM
T. Divisek	5	1	0	1	0
K. Maguire	5	1	0	1	6
P. Hubacek	6	1	0	1	2
D. Lucas	6	1	0	1	0
T. Kallio	7	1	0	1	2
C. Joseph	17	1	0	1	21
D. Rumble	18	1	0	1	4
A. Secord	20	1	0	1	38
B. H. Armstrong	1	0	1	1	0
R. Bast	2	0	1	1	0
D. Patterson	3	0	1	1	0
M. Suzor	4	0	1	1	4
R. Moore	5	0	1	1	0
N. Baumgartner	6	0	1	1	21
V. Malakhov	6	0	1	1	2
M. Ellison	7	0	1	1	2
R. Ready	7	0	1	1	0
T. Grant	8	0	1	1	10
G. Inness	8	0	1	1	0
K. Law	9	0	1	1	4
B. Tibbetts	9	0	1	1	69
M. Stothers	12	0	1	1	23
A. Kovalenko	13	0	1	1	2
*T. Sestito	14	0	1	1	83
S. Smith	14	0	1	1	15
R. Ramage	15	0	1	1	14
S. Beauregard	16	0	1	1	0
P. Kubina	17	0	1	1	15
R. Fitzpatrick	19	0	1	1	11
M. Belhumeur	23	0	1	1	2
R. Emery	29	0	1	1	2
D. Jensen	30	0	1	1	2
*M. Leighton	38	0	1	1	0
B. Taylor	44	0	1	1	16
G. Snow	90	0	1	1	66
R. Cechmanek	163	0	1	1	22
W. Stephenson	165	0	1	1	17
S. Anderson	1	0	0	0	0
J. Backlund	1	0	0	0	0
D. Carruthers	1	0	0	0	0
J. Cunningham	1	0	0	0	2
M. D'Amour	1	0	0	0	0
R. Drolet	1	0	0	0	0
J. Duchesne	1	0	0	0	0
J. Fritsch	1	0	0	0	0
J. Gillis	1	0	0	0	0
M. Houle	1	0	0	0	0
C. Mokosak	1	0	0	0	5
J. Mrazek	1	0	0	0	0
G. Mulvenna	1	0	0	0	2
M. Murray	1	0	0	0	0
R. Osburn	1	0	0	0	0
J-M Pelletier	1	0	0	0	0
R. Pelletier	1	0	0	0	0
M. Peluso	1	0	0	0	0
V. Pletka	1	0	0	0	0
N. Raduns	1	0	0	0	0
B. Ritchie	1	0	0	0	0
M. Siklenka	1	0	0	0	0
R. Simpson	1	0	0	0	0

FLYERS ALL-TIME SCORING AND PENALTY RECORDS 1967-2012

PLAYER	GP	G	A	PTS	PIM
J. Skalde	1	0	0	0	2
W. Skolney	1	0	0	0	2
D. Sloane	1	0	0	0	0
B. Wesenberg	1	0	0	0	5
D. Wilson	1	0	0	0	0
K. Wright	1	0	0	0	0
M. Boland	2	0	0	0	0
R. Dallman	2	0	0	0	5
D. Ederstrand	2	0	0	0	0
K. Greentree	2	0	0	0	0
F. Kucera	2	0	0	0	2
J. Lank	2	0	0	0	2
M. Larocque	2	0	0	0	0
N. Little	2	0	0	0	10
I. MacNeil	2	0	0	0	0
M. Duelllet	2	0	0	0	0
S. Sabol	2	0	0	0	0
G. Swarbrick	2	0	0	0	0
B. Tiley	2	0	0	0	0
T. Tookey	2	0	0	0	0
C. Vilgrain	2	0	0	0	0
G. Williams	2	0	0	0	0
J. Zent	2	0	0	0	0
M. Cullen	3	0	0	0	0
M. Grenier	3	0	0	0	0
M. Lamoureux	3	0	0	0	0
F. Chabot	4	0	0	0	0
C. Fisher	4	0	0	0	6
J. Mair	4	0	0	0	0
*B. Manning	4	0	0	0	0
D. McLeod	4	0	0	0	0

PLAYER	GP	G	A	PTS	PIM
S. Washburn	4	0	0	0	0
J. Wright	4	0	0	0	4
A. MacAdam	5	0	0	0	0
P. Healey	6	0	0	0	12
S. Lajeunesse	6	0	0	0	2
W. Young	6	0	0	0	0
D. Hamel	7	0	0	0	0
*B. Holmstrom	7	0	0	0	7
R. Park	7	0	0	0	0
J. Boulerice	8	0	0	0	34
*M. Walker	8	0	0	0	20
P. Kavanagh	8	0	0	0	2
B. Hoffort	9	0	0	0	2
N. Boynton	10	0	0	0	4
J. Paterson	11	0	0	0	43
L. Brown	12	0	0	0	0
D. Printz	13	0	0	0	4
B. St. Jacques	13	0	0	0	4
J. Ross	13	0	0	0	2
D. Reid	14	0	0	0	18
J. Hanna	15	0	0	0	0
J. Harding	15	0	0	0	47
G. Lefebvre	17	0	0	0	4
G. Resch	22	0	0	0	0
N. Fotiu	23	0	0	0	40
B. Myhres	23	0	0	0	169
S. Burke	26	0	0	0	0
R. Holt	26	0	0	0	74
J. Hackett	27	0	0	0	0
B. Gamble	35	0	0	0	2
P. Myre	57	0	0	0	37

FLYERS ALL-TIME GOALTENDER RECORDS 1967-2012

PLAYER	GP	MINS	GA	SO	AVG	W	L	OT
Marc D'Amour	1	19	0	0	0.00	0	0	0
Robbie Moore	5	237	7	2	1.77	3	0	1
Roman Cechmanek	163	9,384	306	20	1.96	92	43	22
Gary Inness	8	330	12	0	2.18	3	0	2
John Vanbiesbrouck	112	6,662	243	9	2.19	52	33	24
Maxime Ouellet	2	76	27	0	2.37	0	1	0
Jeff Hackett	27	1630	65	3	2.39	10	10	6
Bernie Parent	486	28,276	1141	50	2.42	232	141	103
*Ilya Bryzgalov	59	3,415	141	6	2.48	33	16	7
Sean Burke	26	1,457	62	2	2.55	13	8	2
Garth Snow	90	4,972	215	3	2.59	40	25	16
Ray Emery	29	1,683	74	3	2.64	16	11	1
Robert Esche	128	7,106	314	7	2.65	60	40	16
Martin Biron	133	7,650	346	7	2.71	65	47	16
Brian Boucher	170	9,430	393	8	2.78	73	66	19
Bob Froese	144	8,108	370	12	2.74	92	29	12
Wayne Stephenson	165	9,192	424	10	2.77	93	35	26
Doug Favell	215	12,053	559	16	2.78	76	87	37
Sergei Bobrovsky	83	4,567	208	0	2.81	42	23	10
Ron Hextall	489	28,181	1,367	18	2.91	240	172	58
Glenn Resch	22	1,054	52	0	2.96	7	7	2
Dunc Wilson	1	60	3	0	3.00	0	1	0
Johan Backlund	1	40	2	0	3.00	0	1	0
Antero Niittymaki	161	9,042	454	4	3.01	62	61	23
Bruce Gamble	35	1,846	95	2	3.09	10	14	4
Dominic Roussel	139	7,507	398	5	3.18	62	49	14
Pete Peeters	179	9,987	531	5	3.19	85	57	20
Michel Belhumeur	23	1,117	60	0	3.22	9	7	3
Rick St.Croix	82	4,808	259	2	3.23	38	26	16
Pelle Lindbergh	157	9,151	503	7	3.30	87	49	15
*Michael Leighton	32	1,703	76	1	3.39	19	7	2
Jeremy Duchesne	1	17	1	0	3.53	0	0	0
Ken Wregget	107	5,834	345	0	3.55	42	47	9
Tommy Soderstrom	78	4,248	259	7	3.66	26	35	10
Phil Myre	57	3,267	202	0	3.71	24	12	19
Bruce Hoffer	9	368	23	0	3.75	4	0	3
Wendell Young	6	320	20	0	3.75	3	2	0
Darren Jensen	30	1,496	95	2	3.81	15	10	1
Neil Little	2	93	6	0	3.87	0	2	0
Mark LaForest	38	1,905	124	1	3.91	10	16	4
Michel Larocque	2	120	8	0	4.00	0	1	1
Bobby Taylor	44	2,190	148	0	4.05	15	16	7
Frederic Chabot	4	70	5	0	4.29	0	1	1
Stephane Beauregard	16	802	59	0	4.41	3	9	0
Don McLeod	4	181	14	0	4.64	0	3	1
Jean-Marc Pelletier	1	60	5	0	5.00	0	1	0
Jerome Mrazek	1	6	1	0	10.00	0	0	0
Martin Houle	1	2	1	0	30.00	0	0	0

*Still Active on the Flyers Roster

FLYERS ALL-TIME REGULAR SEASON RECORDS 1967-2012

PLAYER	GOALS	PLAYER	ASSISTS	PLAYER	POINTS
Bill Barber	420	Bobby Clarke	852	Bobby Clarke	1210
Brian Propp	369	Brian Propp	480	Bill Barber	883
Tim Kerr	363	Bill Barber	463	Brian Propp	849
Bobby Clarke	358	Mark Recchi	395	Rick MacLeish	697
John LeClair	333	Eric Lindros	369	Eric Lindros	659
Rick MacLeish	328	Rick MacLeish	369	Tim Kerr	650
Reggie Leach	306	Rod Brind'Amour	366	John LeClair	643
Eric Lindros	290	Mark Howe	342	Mark Recchi	627
Simon Gagne	259	Pelle Eklund	334	Rod Brind'Amour	601
Rod Brind'Amour	235	Gary Dornhoefer	316	Simon Gagne	524

PLAYER	GAMES	PLAYER	PIM	DEFENSEMEN	G	A	PTS
Bobby Clarke	1144	Rick Tocchet	1817	Mark Howe	138	342	480
Bill Barber	903	Paul Holmgren	1600	Eric Desjardins	93	303	96
Brian Propp	790	Andre Dupont	1505	Tom Bladon	67	163	230
Chris Therien	753	Bobby Clarke	1453	Behn Wilson	59	155	214
Joe Watson	746	Dave Schultz	1386	*Kimmie Timonen	27	179	206
Bob Kelly	741	Dave Brown	1382	Joe Watson	36	162	198
Rick MacLeish	741	Bob Kelly	1285	Bob Dailey	56	138	194
Eric Desjardins	738	Gary Dornhoefer	1256	Doug Crossman	35	158	193
Gary Dornhoefer	725	Craig Berube	1138	Brad McCrimmon	35	152	187
Simon Gagne	664	Glen Cochrane	1110	Jim Watson	38	148	186

LEFTWINGS	G	A	PTS	CENTERS	G	A	PTS	RIGHTWINGS	G	A	PTS
Bill Barber	420	463	883	Bobby Clarke	358	852	1210	Tim Kerr	363	287	650
Brian Propp	369	480	849	Rick MacLeish	328	369	697	Mark Recchi	232	395	627
John LeClair	333	310	643	Eric Lindros	290	369	659	Gary Dornhoefer	202	316	518
Simon Gagne	259	265	524	Rod Brind'Amour	235	366	601	Reggie Leach	306	208	514
Murray Craven	152	272	424	Pelle Eklund	118	334	452	Rick Tocchet	232	276	508
Ross Lonsberry	144	170	314	Dave Poulin	161	233	394	Ilkka Sinisalo	199	209	408
Bob Kelly	128	168	296	Ron Sutter	137	222	359	Paul Holmgren	138	171	309
*Scott Hartnell	129	134	263	Mike Richards	133	216	349	Mikael Renberg	128	168	296
Derrick Smith	80	87	167	Mal Bridgman	119	205	324	Don Saleski	118	117	235
Jean-Guy Gendron	69	86	155	*Danny Briere	118	149	267	Mike Knuble	114	107	221

POWERPLAY	GOALS	SHORTHANDED	GOALS	HATTRICK	TIMES
Tim Kerr	145	Bobby Clarke	32	Tim Kerr	17
Bill Barber	104	Bill Barber	31	Rick MacLeish	12
Brian Propp	103	Dave Poulin	27	John LeClair	11
John LeClair	102	Mark Howe	24	Eric Lindros	11
Bobby Clarke	99	Michael Richards	23	Brian Propp	8
Rick MacLeish	98	Rick MacLeish	21	Rick Tocchet	8
Eric Lindros	82	Brian Propp	20	Reggie Leach	7
Reggie Leach	79	Rod Brind'Amour	18	Bill Barber	6
Rod Brind'Amour	75	Jeff Carter	12	Bobby Clarke	5
Mark Recchi	74	Simon Gagne	11	Kevin Dineen	5
		Ilkka Sinisalo	11	Dave Poulin	5

GOALTENDERS			AVERAGE		
GAMES		SHUTOUTS	GAA(50+Games)		WINS
Ron Hextall	489	Bernie Parent	50	Roman Cechmanek	1.96
Bernie Parent	486	Roman Cechmanek	20	J. Vanbiesbrouck	2.19
Doug Favell	215	Ron Hextall	18	Bernie Parent	2.42
Pete Peeters	179	Doug Favell	16	Brian Boucher	2.50
Brian Boucher	170	Bob Froese	12	Garth Snow	2.59
Wayne Stephenson	165	Wayne Stephenson	10	Robert Esche	2.65
Roman Cechmanek	163	J. Vanbiesbrouck	9	Martin Bischo	2.71

FLYERS ALL-TIME REGULAR SEASON STREAKS 1967-2012

LONGEST...

WIN STREAKS

13 Games	Oct. 19, 1985 through Nov. 17, 1985
11 Games	March 5, 1985 through March 24, 1985
10 Games	Dec. 22, 1982 through Jan. 13, 1983
9 Games	Oct. 25, 1979 through Nov. 15, 1979
9 Games	April 2, 1995 through April 22, 1995

WIN STREAKS AT HOME

20 Games	Jan. 4, 1976 through April 3, 1976
14 Games	Feb. 10, 1985 through April 4, 1985
11 Games	Feb. 13, 1975 through March 30, 1975
11 Games	Nov. 28, 1976 through Jan. 16, 1977
11 Games	Oct. 19, 1985 through Nov. 27, 1985
11 Games	Oct. 27, 2003 through Dec. 5, 2003

WIN STREAKS ON THE ROAD

8 Games	Dec. 22, 1982 through Jan. 16, 1983
7 Games	Oct. 12, 1985 through Nov. 16, 1985
6 Games	Jan. 22, 1980 through Feb. 9, 1980
6 Games	March 5, 1985 through March 23, 1985
6 Games	Jan. 2, 2003 through Jan. 21, 2003
6 Games	Dec. 13, 2005 through Dec. 29, 2005
6 Games	Jan. 5, 2008 through Feb. 5, 2008

LOSING STREAKS

9 Games	Dec. 8, 2006 through Dec. 27, 2006
7 Games	Jan. 4, 2007 through Jan. 18, 2007
6 Games	March 25, 1970 through April 4, 1970
6 Games	Dec. 5, 1992 through Dec. 17, 1992
6 Games	Jan. 25, 1994 through Feb. 5, 1994

LOSING STREAKS AT HOME

8 Games	Dec. 9, 2006 through Jan. 27, 2007
5 Games	Jan. 30, 1969 through Feb. 15, 1969
5 Games	Dec. 19, 1989 through Jan. 23, 1990
5 Games	Feb. 6, 2008 through Feb. 21, 2008
4 Games	4 times

LOSING STREAKS ON THE ROAD

8 Games	Oct. 25, 1972 through Nov. 26, 1972
8 Games	March 3, 1988 through March 29, 1988
7 Games	Dec. 28, 1991 through Jan. 25, 1992
6 Games	8 times

TIE STREAKS

4 Games	Jan. 2, 1969 through Jan. 8, 1969
4 Games	Dec. 8, 1991 through Dec. 15, 1991
3 Games	Feb. 27, 1969 through March 2, 1969
3 Games	Oct. 23, 1969 through Oct. 30, 1969
3 Games	March 1, 1970 through March 7, 1970
3 Games	Jan. 20, 1971 through Jan. 23, 1971
3 Games	Jan. 18, 1979 through Jan. 21, 1979
3 Games	Dec. 1, 1979 through Dec. 4, 1979
3 Games	Dec. 17, 1983 through Dec. 21, 1983
3 Games	Jan. 4, 1996 through Jan. 11, 1996
3 Games	March 6, 1999 through March 9, 1999
3 Games	Nov. 13, 2002 through Nov. 16, 2002

TIE STREAKS AT HOME

4 Games	Oct. 19, 1969 through Oct. 30, 1969
3 Games	Jan. 11, 1979 through Jan. 18, 1979
3 Games	Dec. 8, 1991 through Dec. 14, 1991
3 Games	Nov. 13, 2002 through Nov. 21, 2002

TIE STREAKS ON THE ROAD

4 Games	March 1, 1969 through March 15, 1969
3 Games	Dec. 27, 1968 through Jan. 8, 1969
3 Games	Feb. 21, 1976 through Feb. 28, 1976
3 Games	Nov. 24, 1979 through Dec. 16, 1979
3 Games	Dec. 12, 2000 through Dec. 19, 2000

UNDEFEATED STREAKS

35 Games	Oct. 14, 1979 through Jan. 6, 1980 (25-0-10)
23 Games	Jan. 29, 1976 through March 18, 1976 (17-0-6)
20 Games	Nov. 16, 1976 through Jan. 1, 1977 (15-0-5)
17 Games	Nov. 30, 1996 through Jan. 7, 1997 (14-0-3)
15 Games	Dec. 12, 1998 through Jan. 13, 1999 (10-0-5)

UNDEFEATED STREAKS AT HOME

26 Games	Oct. 11, 1979 through Feb. 3, 1980 (19-0-7)
21 Games	Oct. 17, 1976 through Jan. 16, 1977 (20-0-1)
20 Games	Jan. 4, 1976 through April 3, 1976 (20-0-0)
16 Games	Oct. 19, 1980 through Dec. 18, 1980 (14-0-2)
15 Games	Feb. 7, 1985 through April 4, 1985 (15-0-0)
15 Games	Oct. 28, 1999 through Jan. 8, 2000 (12-0-3)

UNDEFEATED STREAKS ON THE ROAD

16 Games	Oct. 20, 1979 through Jan. 6, 1980 (11-0-5)
12 Games	Nov. 30, 1996 through Jan. 29, 1997 (8-0-4)
11 Games	Jan. 29, 1976 through March 16, 1976 (5-0-6)
10 Games	Nov. 26, 1976 through Jan. 1, 1977 (6-0-4)
10 Games	Feb. 26, 1977 through April 3, 1977 (6-0-4)
10 Games	Dec. 8, 1998 through Jan. 18, 1999 (7-0-3)

WINLESS STREAKS

12 Games	Feb. 24, 1999 through March 16, 1999 (0-8-4)
11 Games	Nov. 21, 1968 through Dec. 14, 1968 (0-9-2)
11 Games	Dec. 10, 1970 through Jan. 3, 1971 (0-9-2)
10 Games	Dec. 31, 1989 through Jan. 23, 1990 (0-7-3)
10 Games	Dec. 2, 2006 through Dec. 27, 2006 (0-9-1)
10 Games	Feb. 6, 2008 through Feb. 23, 2008 (0-8-2)

WINLESS STREAKS AT HOME

13 Games	Nov. 29, 2006 through Feb. 8, 2007 (0-9-4)
8 Games	Dec. 19, 1968 through Jan. 18, 1969 (0-4-4)
8 Games	Nov. 17, 1991 through Dec. 14, 1991 (0-4-4)
7 Games	Dec. 2, 1990 through Jan. 13, 1991 (0-4-3)
6 Games	Nov. 21, 1968 through Dec. 12, 1968 (0-5-1)
6 Games	Nov. 7, 2002 through Dec. 2, 2002 (0-2-3-1)
6 Games	Nov. 2, 2006 through Nov. 22, 2006 (0-4-2)
6 Games	Feb. 6, 2008 through Feb. 23, 2008 (0-5-1)
6 Games	Mar. 12, 2011 through Apr. 3, 2011 (0-2-4)

WINLESS STREAKS ON THE ROAD

19 Games	Oct. 23, 1971 through Jan. 27, 1972 (0-15-4)
15 Games	Jan. 15, 1969 through March 16, 1969 (0-7-8)
11 Games	Oct. 20, 1972 through Dec. 13, 1972 (0-9-2)
10 Games	Jan. 19, 1982 through Feb. 24, 1982 (0-7-3)
10 Games	Dec. 27, 1991 through Feb. 4, 1992 (0-8-2)

FLYERS ALL-TIME REGULAR SEASON RECORDS 1967-2012

TEAM RECORDS: STREAKS

LONGEST...

WIN STREAK – 13 GAMES

- October 19, 1985 through November 17, 1985

WIN STREAK AT HOME** – 20 GAMES

- January 4, 1976 through April 3, 1976

WIN STREAK ON ROAD – 8 GAMES

- December 22, 1982 through January 16, 1983

WIN STREAK VS. A SINGLE TEAM – 15 GAMES

- vs. NY Islanders (March 1, 2008 to March 9, 2010)

WIN STREAK AT HOME VS. A SINGLE TEAM – 23 GAMES

- vs. Pittsburgh, February 17, 1980 through February 19, 1987

WIN STREAK ON ROAD VS. A SINGLE TEAM – 10 GAMES

- vs. Los Angeles, December 30, 1976 to January 5, 1982

LOSING STREAK – 9 GAMES

- December 8, 2006 through December 27, 2006

LOSING STREAK AT HOME – 8 GAMES

- December 9, 2006 through January 27, 2007

LOSING STREAK ON ROAD – 8 GAMES

- October 25, 1972 to November 26, 1972

- March 3, 1988 through March 29, 1988

LOSING STREAK VS. A SINGLE TEAM – 15 GAMES

- vs. Boston, October 25, 1970 through December 17, 1972

LOSING STREAK AT HOME VS. A SINGLE TEAM – 9 GAMES

- vs. Boston, November 21, 1970 through February 15, 1973

LOSING STREAK ON ROAD VS. A SINGLE TEAM – 10 GAMES

- vs. New Jersey, February 16, 1991 through March 26, 1994

TIE STREAK – 4 GAMES

- January 2, 1969 through January 8, 1969

- December 8, 1991 through December 15, 1991

TIE STREAK AT HOME – 5 GAMES

- March 29, 1969 through October 30, 1969

TIE STREAK ON ROAD – 4 GAMES

- March 1, 1969 through March 15, 1969

TIE STREAK VS. A SINGLE TEAM – 7 GAMES

- vs. NY Rangers, February 9, 1969 through March 19, 1970

TIE STREAK AT HOME VS. A SINGLE TEAM – 4 GAMES

- vs. Dallas, January 21, 1997 through November 18, 1999

TIE STREAK ON ROAD VS. A SINGLE TEAM – 5 GAMES

- vs. NY Rangers, February 9, 1969 through January 20, 1971

CONSECUTIVE GAMES STREAK WITHOUT A TIE – 77 GAMES

- February 9, 1985 through January 28, 1986

UNDEFEATED STREAK* – 35 GAMES

- (25-0-10), October 14, 1979 through January 6, 1980

UNDEFEATED STREAK AT HOME – 26 GAMES (Single Season)

- (19-0-7), October 11, 1979 through February 3, 1980

UNDEFEATED STREAK ON ROAD – 16 GAMES

- (11-0-5), October 20, 1979 through January 6, 1980

UNDEFEATED STREAK VS. A SINGLE TEAM – 32 GAMES

- vs. LA (27-0-5), October 22, 1974 through February 5, 1983

UNDEFEATED STREAK AT HOME VS. A SINGLE TEAM – 42 GAMES

- vs. Pittsburgh (39-0-3), February 7, 1974 through December 8, 1988

UNDEFEATED STREAK ON ROAD VS. A SINGLE TEAM – 21 GAMES

- vs. LA (17-0-4), November 14, 1973 through December 30, 1984

WINLESS STREAK – 12 GAMES

- (0-8-4), February 24, 1999 through March 16, 1999

WINLESS STREAK AT HOME – 13 GAMES

- (0-9-4), November 29, 2006 through February 8, 2007

WINLESS STREAK ON ROAD – 19 GAMES

- (0-15-4), October 23, 1971 through January 27, 1972

WINLESS STREAK VS. A SINGLE TEAM – 27 GAMES

- vs. Boston (0-23-4), November 27, 1969 through February 9, 1974

WINLESS STREAK AT HOME VS. A SINGLE TEAM – 13 GAMES

- vs. Boston (0-11-2), December 13, 1969 through December 9, 1973

WINLESS STREAK ON ROAD VS. A SINGLE TEAM – 22 GAMES

- vs. Boston (0-18-4), January 20, 1968 through March 27, 1976

CONSECUTIVE SHUTOUT STREAK – 4 GAMES

- December 14 through 21, 1996

- January 7 through 13, 1999

CONSECUTIVE SHUTOUTS AGAINST STREAK – 2 GAMES

- 7 times

CONSECUTIVE GAMES W/O BEING SHUTOUT STREAK – 120 GAMES

- December 28, 1984 through March 27, 1986

CONSECUTIVE GAMES W/O SHUTTING OUT OPPONENT STREAK – 115 GAMES

- January 7, 1987 to March 25, 1988

CONSECUTIVE GAMES DECIDED BY A SHOOTOUT – 3 GAMES

- January 2, 2009 to January 6, 2009

TEAM RECORDS: SEASON

MOST...

ASSISTS – 632 (1985-86)

GOALS – 350 (1983-84)

SCORING POINTS – 970 (1985-86)

GOALS AT HOME – 205 (1975-76)

GOALS ON ROAD – 167 (1983-84)

GOALS AGAINST – 319 (1992-93)

LOSSES – 48 (2006-07)

LOSSES AT HOME – 24 (2006-07)

LOSSES ON ROAD – 25 (1971-72)

PENALTY MINUTES – 2,621 (1980-81)

POINTS IN STANDINGS – 118 (1975-76)

POINTS IN STANDINGS AT HOME – 74 (1975-76)

POINTS IN STANDINGS ON ROAD – 55 (2002-03)

POWER PLAY GOALS – 98 (1988-89)

SHORTHANDED GOALS – 22 (1986-87)

SHORTHANDED GOALS AGAINST – 16 (1990-91)

SHUTOUTS – 13 (1974-75)

SHUTOUTS AT HOME – 11 (1974-75)

SHUTOUTS ON ROAD – 5 (1982-83)

SHUTOUTS AGAINST – 10 (1968-69)

SHUTOUTS AGAINST AT HOME – 7 (1968-69)

SHUTOUTS AGAINST ON ROAD – 5 (2006-07)

TIES* – 24 (1969-70)

TIES AT HOME** – 13 (1969-70)

TIES ON ROAD* – 15 (1976-77)

WINS – 53 (1984-85; 1985-86)

WINS AT HOME** – 36 (1975-76)

WINS ON ROAD – 25 (2010-11, 2011-12)

MOST PLAYERS USED – 49 (2006-07)

FEWEST...

ASSISTS – 290 (1967-68)

GOALS – 173 (1967-68)

GOALS AT HOME – 92 (1968-69)

GOALS ON ROAD – 77 (1967-68)

GOALS AGAINST – 164 (1973-74)

GOALS AGAINST AT HOME – 61 (1974-75)

GOALS AGAINST ON ROAD – 89 (1973-74)

LOSSES – 12 (1979-80)

LOSSES AT HOME – 2 (1975-76)

LOSSES ON ROAD – 7 (1979-80)

PENALTY MINUTES – 964 (1968-69)

POINTS IN STANDINGS – 56 (2006-07)

POINTS IN STANDINGS AT HOME – 27 (2006-07)

POINTS IN STANDINGS ON ROAD – 21 (1971-72)

POWER PLAY GOALS – 33 (1967-68)

POWER PLAY GOALS AGAINST – 40 (2001-02)

SCORING POINTS – 463 (1967-68)

SHORTHANDED GOALS – 2 (1990-91)

FLYERS ALL-TIME REGULAR SEASON RECORDS 1967-2012

SHUTOUTS – 0 (1981-82; 1988-89)
 SHUTOUTS AT HOME – 0 (1979-80; 1981-82; 1988-89)
 SHUTOUTS AGAINST – 1 (8 times)
 TIES – 4 (1985-86)
 TIES AT HOME – 1 (1976-77; 1985-86)
 TIES ON ROAD – 3 (1984-85; 1985-86; 1987-88)
 WINS – 17 (1969-70)
 WINS AT HOME – 10 (2006-07)
 WINS ON ROAD – 6 (1968-69; 1969-70)

TEAM RECORDS: GAME

MOST...

ASSISTS – 22

- vs. Detroit, February 2, 1974
- vs. Pittsburgh, March 22, 1984

DECISIVE WIN – 11-0; 13-2

- vs. Pittsburgh, October 20, 1977
- vs. Vancouver, October 18, 1984

DECISIVE WIN AT HOME – 11-0; 13-2

- vs. Pittsburgh, October 20, 1977
- vs. Vancouver, October 18, 1984

DECISIVE WIN ON ROAD – 10-2; 8-0

- at Los Angeles, December 29, 1992
- at Vancouver, December 31, 1997

DECISIVE SHUTOUT WIN – 11-0

- vs. Pittsburgh, October 20, 1977

DECISIVE SHUTOUT WIN AT HOME – 11-0

- vs. Pittsburgh, October 20, 1977

DECISIVE SHUTOUT WIN ON ROAD – 8-0

- at Vancouver, December 31, 1997

DECISIVE LOSS – 12-0

- vs. Chicago, January 30, 1969

DECISIVE LOSS AT HOME – 12-0

- vs. Chicago, January 30, 1969

DECISIVE LOSS ON ROAD – 11-2

- at Montreal, October 27, 1981

DECISIVE SHUTOUT LOSS – 12-0

- vs. Chicago, January 30, 1969

DECISIVE SHUTOUT LOSS AT HOME – 12-0

- vs. Chicago, January 30, 1969

DECISIVE SHUTOUT LOSS ON ROAD – 8-0

- at St. Louis, November 1, 1969
- at Dallas, January 6, 1994

GOALS – 13

- vs. Pittsburgh, March 22, 1984
- vs. Vancouver, October 18, 1984

GOALS AT HOME – 13

- vs. Pittsburgh, March 22, 1984
- vs. Vancouver, October 18, 1984

GOALS ON ROAD – 11

- at Detroit, February 23, 1988

GOALS BOTH TEAMS – 17

- vs. Calgary, (FLYERS 9/Calgary 8), February 27, 1982
- vs. Pittsburgh, (FLYERS 13/Pittsburgh 4), March 22, 1984
- vs. Detroit (FLYERS 11/Detroit 6), February 23, 1988
- vs. Winnipeg (Winnipeg 9/FLYERS 8), October 27, 2011

GOALS AGAINST – 12

- vs. Chicago, January 30, 1969

GOALS AGAINST AT HOME – 12

- vs. Chicago, January 30, 1969

GOALS AGAINST ON ROAD – 11

- at Montreal, October 27, 1981
- at Pittsburgh, November 16, 1993

PENALTY MINUTES* – 213

- vs. Ottawa, March 5, 2004

PENALTY MINUTES BY OPPONENT – 206

- vs. Ottawa, March 5, 2004

PENALTY MINUTES BY BOTH TEAMS* – 419

- vs. Ottawa, March 5, 2004

POWER PLAY GOALS – 6

- vs. California, January 9, 1972 at Minnesota, October 13, 1988

POWER PLAY GOALS AGAINST – 6

- vs. Colorado, February 19, 1980
- at Minnesota, October 13, 1988

SCORING POINTS – 35

- vs. Pittsburgh, March 22, 1984

SHORTHANDED GOALS – 3

- vs. Washington, December 15, 1984
- vs. Calgary, January 13, 1985 at NY Islanders, April 2, 1996

SHOTS ON GOAL – 62

- vs. Washington, April 1, 1976

SHOTS ON GOAL AT HOME – 62

- vs. Washington, April 1, 1976

SHOTS ON GOAL ON ROAD – 55

- at Boston, March 1, 2007

SHOTS ON GOAL BOTH TEAMS – 95

- vs. NY Rangers (FLYERS 51/NY Rangers 44), February 13, 1976

SHOTS AGAINST – 56

- at Toronto, January 5, 2008

SHOTS AGAINST AT HOME – 52

- vs. Minnesota, February 3, 1990

SHOTS AGAINST ON ROAD – 56

- at Toronto, January 5, 2008

FEWEST...

PENALTY MINUTES** – 0

- vs. St. Louis, March 18, 1979
- vs. Phoenix, November 26, 2000
- vs. NY Rangers, February 20, 2011

PENALTY MINUTES BY OPPONENT** – 0

- 6 times

PENALTY MINUTES, BOTH TEAMS – 2

- vs. Los Angeles (FLYERS 2/Los Angeles 0), December 8, 1967

SHOTS ON GOAL – 13

- vs. Washington, December 11, 1990

SHOTS ON GOAL AT HOME – 14

- vs. Boston, January 28, 1995

SHOTS ON GOAL ON ROAD – 13

- at Washington, December 11, 1990

SHOTS ON GOAL BOTH TEAMS – 28

- at Montreal (FLYERS 15/Montreal 13), December 7, 2009

SHOTS AGAINST – 7

- vs. Washington, February 12, 1978

SHOTS AGAINST ON ROAD – 13

- at Toronto, March 23, 1996
- at Washington, January 25, 2004
- at Montreal, December 7, 2009

FASTEST...

OPENING GOAL – 8 SECONDS

- vs. Edmonton, Tim Kerr, 0:08 of 1st period, March 7, 1989

OPENING TWO GOALS – 31 SECONDS

- at NY Islanders, Justin Williams, 0:16 of 1st period;
- Michal Handzus, 0:31 of 1st period, October 26, 2002

FLYERS ALL-TIME REGULAR SEASON RECORDS 1967-2012

TWO GOALS – 7 SECONDS

- vs. St. Louis, Dave Brown, 5:26 of 3rd period;
Brian Propp, 5:33 of 3rd period, December 2, 1986
- vs. Washington, Moe Mantha, 17:58 of 1st period;
Ron Sutter, 18:05 of 1st period, Dec. 27, 1988

THREE GOALS – 35 SECONDS

- vs. Boston, Behn Wilson, 8:13 of 2nd period;
Blake Dunlop, 8:28 of 2nd period; Al Hill, 8:48 of
2nd period; March 1, 1979

FOUR GOALS – 1 MINUTE 22 SECONDS

- vs. Pittsburgh, Bobby Clarke 16:23 of 3rd period; Ilkka
Sinisalo 16:39 of 3rd period; Reggie Leach 17:05 of 3rd period;
Ken Linseman 17:45 of 3rd period; October 11, 1981

TWO SHORTHANDED GOALS – 26 SECONDS

- at New Jersey, Murray Craven, 15:07 of 1st period;
Mark Howe, 15:33 of 1st period; November 6, 1986

TEAM RECORDS: PERIOD

MOST...

GOALS – 8

- vs. NY Islanders, 2nd period, March 31, 1973

GOALS AGAINST – 6

- Chicago, 1st period, January 30, 1969
- Montreal, 1st period, October 27, 1981
- New Jersey, 3rd period, March 7, 1993
- at Buffalo, October 27, 1906

GOALS BOTH TEAMS – 9

- vs. NY Islanders, 2nd period, March 21, 1973
(FLYERS 8, NY Islanders 1)
- vs. Atlanta, 2nd period, January 11, 1974 (FLYERS 5, Atlanta 4)
- vs. Washington, 2nd period, January 15, 1980
(FLYERS 6, Washington 3)
- vs. Hartford, 1st period, February 25, 1984 (Hartford 5, FLYERS 4)
- vs. Tampa Bay, 1st period, November 18, 2010
(FLYERS 5, Tampa Bay 4)

PENALTY MINUTES* – 209

- vs. Ottawa, 3rd period, March 5, 2004

PENALTY MINUTES BY OPPONENT – 200

- vs. Ottawa, 3rd period, March 5, 2004

PENALTY MINUTES, BOTH TEAMS* – 409

- vs. Ottawa, 3rd period, March 5, 2004

SHOTS ON GOAL, HOME – 25

- vs. Washington, 2nd period, April 1, 1976

SHOTS ON GOAL, AWAY – 25

- at Toronto, 2nd period, February 13, 1988

SHOTS ON GOAL, AGAINST, HOME – 25

- vs. Washington, 1st period, December 20, 2008

SHOTS ON GOAL, AGAINST, AWAY – 32

- at Minnesota, 1st period, December 13, 1972

SHORTHANDED GOALS – 3

- vs. Washington, December 15, 1983

FEWEST...

SHOTS ON GOAL – 1

- 8 times

SHOTS ON GOAL AGAINST – 0

- at Tampa Bay, second period, November 22, 1999

FASTEST...

GOAL FROM START OF PERIOD – 8 SECONDS

- Bob Kelly, 0:08, of 2nd period vs. Minnesota, March 2, 1972
- Tim Kerr, 0:08, of 1st period vs. Edmonton, March 7, 1989

TEAM RECORDS: MISCELLANEOUS

SCORELESS GAMES – 0-0

- vs. Los Angeles, Mar. 14, 1968
- vs. St. Louis, Oct. 26, 1969
- @ Pittsburgh, Oct. 17, 1970
- @ NY Rangers, Mar. 30, 1981
- @ Pittsburgh, Dec. 4, 1982
- vs. Montreal, Feb. 11, 1993
- vs. Tampa Bay, Feb. 24, 2001
- @ San Jose, Oct. 16, 2003

GOAL WITH LEAST TIME REMAINING – 0.6 SECONDS

- Tony Amonte at Anaheim, Oct. 22, 2003
- Freddy Meyer vs. Carolina, Mar. 8, 2006

LONGEST TIME WITHOUT ALLOWING A GOAL – 265:08 MINUTES

- December 12 to 22, 1996

MOST SHOTS IN A FIVE-MINUTE OVERTIME PERIOD – 10

- vs. Anaheim, February 3, 2000

INDIVIDUAL RECORDS: FLYERS CAREER

MOST...

SEASONS – 15 (Bobby Clarke)

GAMES – 1,144 (Bobby Clarke)

GOALS – 420 (Bill Barber)

ASSISTS – 852 (Bobby Clarke)

POINTS – 1210 (Bobby Clarke)

HAT TRICKS – 17 (Tim Kerr)

POWER PLAY GOALS – 145 (Tim Kerr)

SHORTHANDED GOALS – 32 (Bobby Clarke)

PENALTY MINUTES – 1,817 (Rick Tocchet)

INDIVIDUAL RECORDS: STREAKS

LONGEST...

ASSIST STREAK – 12 GAMES

- Bobby Clarke: March 11, 1976 to April 3, 1976;
February 1, 1978 to March 16, 1978

GOAL STREAK – 9 GAMES

- Rick Tocchet: March 1, 1989 to March 19, 1989

POINT STREAK – 18 GAMES

- Bobby Clarke: February 26, 1975 to April 3, 1975
- Eric Lindros: January 7 to February 18, 1999

CONSECUTIVE GAME STREAK – 484 GAMES

- Rod Brind'Amour: February 24, 1993 to April 18, 1999

INDIVIDUAL RECORDS: SEASON

MOST...

ASSISTS – 89

- Bobby Clarke, 1974-75; 1975-76

GAME-WINNING GOALS – 12

- Jeff Carter, 2008-09
- Brian Propp, 1982-83

GOALS – 61

- Reggie Leach, 1975-76

GOALS BY A DEFENSEMAN – 24

- Mark Howe, 1985-86

GOALS BY A LINE – 141 in 1975-76

- Bobby Clarke 30
- Bill Barber 50
- Reggie Leach 61

HAT TRICKS – 5

- Tim Kerr, 1984-85

FLYERS ALL-TIME REGULAR SEASON RECORDS 1967-2012

PENALTY MINUTES* – 472

- Dave Schultz, 1974-75

PENALTY MINUTES BY A DEFENSEMAN – 329

- Glen Cochrane, 1981-82

PENALTY MINUTES BY A GOALTENDER* – 113

- Ron Hextall, 1988-89

POINTS – 123

- Mark Recchi, 1992-93

POINTS BY A DEFENSEMAN – 82

- Mark Howe, 1985-86

POINTS BY A GOALIE – 8

- Ron Hextall, (8A), 1988-89

POINTS BY A LINE – 322 in 1975-76

- Bobby Clarke, 119
- Bill Barber, 112
- Reggie Leach, 91

POINTS BY A ROOKIE – 82

- Mikael Renberg, 1993-94

POINTS BY A ROOKIE DEFENSEMAN – 49

- Behn Wilson, 1978-79

ASSISTS BY A ROOKIE – 51

- Pelle Eklund, 1985-86

ASSISTS BY A ROOKIE DEFENSEMAN – 44

- Janne Niinimaa, 1996-97

GOALS BY A ROOKIE – 41

- Eric Lindros, 1992-93

POWER PLAY GOALS* – 34

- Tim Kerr, 1985-86

SHORTHANDED GOALS – 7

- Brian Propp, 1984-85; Mark Howe, 1985-86; Mike Richards, 2008-09

SHOTS ON GOAL – 380

- Bill Barber, 1975-76

SHUTOUTS – 12

- Bernie Parent, 1973-74; 1974-75

WINS BY A GOALTENDER – 47

- Bernie Parent, 1973-74

INDIVIDUAL RECORDS: GAME

MOST...

ASSISTS – 6

- Eric Lindros at Ottawa, February 26, 1997

ASSISTS BY DEFENSEMAN – 5

- Alexandre Picard, vs. New Jersey, Feb. 1, 2007

ASSISTS BY ROOKIE – 5

- Alexandre Picard, vs. New Jersey, Feb. 1, 2007

ASSISTS AGAINST – 6

- Ron Stackhouse, Pittsburgh, March 8, 1975

GOALS – 4

- Rick MacLeish vs. NY Islanders, February 13, 1973
- Rick MacLeish vs. Toronto, March 4, 1973
- Tom Bladon vs. Cleveland, December 11, 1977
- Tim Kerr vs. St. Louis, October 25, 1984
- Tim Kerr vs. Detroit, January 17, 1985
- Tim Kerr at Washington, February 9, 1985
- Tim Kerr vs. Chicago, November 20, 1986
- Brian Propp vs. St. Louis, December 2, 1986
- Rick Tocchet at Los Angeles, February 27, 1988
- Rick Tocchet vs. Winnipeg, January 25, 1990
- Kevin Dineen at Chicago, October 31, 1993

- John LeClair vs. Montreal, February 6, 1997

- Eric Lindros at Toronto, March 19, 1997

- John LeClair vs. Vancouver, November 29, 1998

- Jiri Dopita vs. Atlanta, January 8, 2002

- John LeClair at Montreal, October 15, 2002

GOALS AGAINST – 6

- Red Berenson, St. Louis, November 7, 1968

POWER PLAY GOALS – 3

- Tim Kerr vs. Los Angeles, November 3, 1985

- Tim Kerr vs. Chicago, November 20, 1986

- Brian Propp at Minnesota, October 13, 1988

- Scott Hartnell at NY Islanders, January 19, 2008

SHOTS – 14

- Eric Lindros vs. NY Islanders, March 19, 1996

PENALTIES – 8

- Don Nachbaur at Pittsburgh, March 19, 1988

PENALTY MINUTES – 55

- Frank Bathe vs. Los Angeles, March 11, 1979

PENALTY MINUTES BY OPPONENT – 69

- Randy Holt, Los Angeles, March 11, 1979

POINTS – 8

- Tom Bladon vs. Cleveland, December 11, 1977

POINTS BY A LINE – 16

- vs. Montreal, February 6, 1997; John LeClair, 4 Goals, 2 Assists; Eric Lindros, 1 Goal, 4 Assists; Mikael Renberg, 1 Goal, 4 Assists
- at Ottawa, February 26, 1997; John LeClair, 3 Goals, 1 Assist; Eric Lindros, 1 Goal, 6 Assists; Mikael Renberg, 2 Goals, 3 Assists

POINTS AGAINST – 7

- Red Berenson, St. Louis, November 7, 1968

FASTEST...

TWO GOALS – 8 SECONDS

- Ron Flockhart vs. St. Louis; 5:10 of 3rd period; 5:18 of 3rd period; December 6, 1981

THREE GOALS – 2 MINUTES 27 SECONDS

- Tim Kerr vs. St. Louis Blues: 12:22 of 3rd period; 12:45 of 3rd period; 14:49 of 3rd period; October 25, 1984

FOUR GOALS – 19 MINUTES 47 SECONDS

- Rick MacLeish vs. NY Islanders: 6:30 of 2nd period; 6:57 of 2nd period; 13:25 of 2nd period; 6:17 of 3rd period; February 13, 1973

INDIVIDUAL RECORDS: PERIOD

MOST...

GOALS – 3

- Bill Flett vs. Los Angeles, March 9, 1972

- Rick MacLeish vs. NY Islanders, February 13, 1973

- Bobby Clarke vs. Pittsburgh, December 13, 1980

- Tim Kerr vs. St. Louis, October 25, 1984

- Murray Craven vs. Detroit, November 13, 1986

- Eric Lindros vs. St. Louis, January 19, 1994

- Mikael Renberg at San Jose, February 15, 1994

- Eric Lindros at Toronto, March 19, 1997

- John LeClair vs. Vancouver, November 29, 1998

- Danny Briere at Carolina, November 21, 2007

INDIVIDUAL RECORDS: MISCELLANEOUS

MOST CONSECUTIVE STARTS BY A GOALTENDER IN A SEASON – 37

- Bernie Parent, 1973-74

LONGEST TIME WITHOUT ALLOWING A GOAL – 249:43 minutes

- Ilya Bryzgalov, March 8 to 15, 2012

LONGEST WINLESS STREAK BY GOALTENDER – 15 Games

- Antero Niittymäki (0-13-2), Dec. 2, 2006 through Jan. 20, 2007

*NHL Record **Ties NHL Record

ALL-TIME FLYERS PENALTY SHOTS (REGULAR SEASON)

PLAYER	DATE	OPPONENT	H/A	GOALTENDER	RESULT
Bill Clement	Mar. 7, 1974	Detroit	Home	Jim Rutherford	No Goal
Orest Kindrachuk	Nov. 9, 1974	Washington	Home	Michel Belhumeur	Goal
Orest Kindrachuk	Oct. 15, 1977	Pittsburgh	Home	Dunc Wilson	No Goal
Rick MacLeish	Mar. 20, 1978	NY Islanders	Home	Billy Smith	Goal
Ilkka Sinisalo	Oct. 11, 1981	Pittsburgh	Home	Paul Harrison	Goal
Behn Wilson	Dec. 17, 1981	Buffalo	Home	Don Edwards	Goal
Brian Propp	Jan. 4, 1983	Vancouver	Home	Ken Ellacott	Goal
Ron Sutter	Nov. 18, 1984	NY Islanders	Home	Kelly Hrudey	No Goal
Brian Propp	Dec. 19, 1985	New Jersey	Home	Glenn Resch	No Goal
Dave Poulin	Mar. 6, 1986	Toronto	Home	Don Edwards	No Goal
Rick Tocchet	Jan. 6, 1987	New Jersey	Home	Craig Billington	No Goal
Pelle Eklund	Jan. 14, 1990	NY Rangers	Away	Mike Richter	No Goal
Keith Acton	Mar. 25, 1990	NY Rangers	Away	John Vanbiesbrouck	Goal
Mike Ricci	Nov. 17, 1990	New Jersey	Away	Chris Terreri	No Goal
Murray Craven	Dec. 23, 1990	Montreal	Home	Andre Racicot	Goal
Norman Lacombe	Feb. 5, 1991	Los Angeles	Home	Kelly Hrudey	Goal
Murray Craven	Oct. 13, 1991	New Jersey	Home	Chris Terreri	No Goal
Eric Lindros	Dec. 26, 1992	Washington	Away	Don Beaupre	Goal
Mark Recchi	Feb. 6, 1995	Ottawa	Away	Don Beaupre	No Goal
Trent Klatt	Oct. 1, 1997	Florida	Home	John Vanbiesbrouck	No Goal
Valeri Zelepukin	Oct. 30, 1999	New Jersey	Home	Martin Brodeur	No Goal
Michal Handzus	Dec. 5, 2002	NY Rangers	Home	Dan Blackburn	Goal
Simon Gagne	Feb. 21, 2004	Atlanta	Home	Pasi Nurminen	Goal
Alexei Zhamnov	Feb. 24, 2004	Chicago	Home	Michael Leighton	No Goal
Peter Forsberg	Oct. 27, 2005	Florida	Home	Roberto Luongo	No Goal
R.J. Umberger	Nov. 18, 2005	Atlanta	Home	Michael Garnett	No Goal
Michael Richards	Oct. 17, 2006	Buffalo	Away	Ryan Miller	No Goal
R.J. Umberger	Dec. 21, 2006	Montreal	Away	David Aebischer	No Goal
Dmitry Afanasev	Feb. 17, 2007	NY Rangers	Away	Stephen Valiquette	No Goal
Michael Richards	Nov. 21, 2007	Carolina	Away	Cam Ward	No Goal
Danny Briere	Dec. 16, 2007	New Jersey	Away	Martin Brodeur	No Goal
Joffrey Lupul	Dec. 29, 2007	Tampa Bay	Away	Karri Ramo	Goal
Simon Gagne	Oct. 16, 2008	Colorado	Away	Andrew Raycroft	Goal
Michael Richards	Oct. 28, 2008	Atlanta	Away	Kari Lehtonen	No Goal
Scott Hartnell	Jan. 3, 2009	LA Kings	Away	Jonathan Quick	No Goal
Simon Gagne	Feb. 14, 2009	NY Islanders	Home	Yann Danis	Goal
Michael Richards	Mar. 20, 2009	Buffalo	Away	Patrick Lalime	No Goal
Darroll Powe	Apr. 4, 2009	Ottawa	Away	Alex Auld	Goal
Darroll Powe	Oct. 27, 2009	Montreal	Away	Jose Theodore	No Goal
Michael Richards	Jan. 23, 2010	Carolina	Home	Cam Ward	No Goal
Danny Briere	Feb. 13, 2010	Montreal	Away	Carey Price	Goal
Scott Hartnell	Dec. 10, 2010	Boston	Home	Tim Thomas	No Goal
Darroll Powe	Feb. 15, 2011	Tampa Bay	Away	Dwayne Roloson	Goal
Maxime Talbot	Nov. 3, 2011	New Jersey	Home	Johan Hedberg	Goal
Matt Read	Nov. 13, 2011	Florida	Away	Jose Theodore	Goal
Danny Briere	Jan. 2, 2012	NY Rangers	Home	Henrik Lundqvist	No Goal

*For Flyers Penalty Shots taken in the Playoffs, see Flyers Playoff Section

NOTES: The Flyers have connected on 20 of 46 penalty shot attempts (43.5%)... Michal Handzus' attempt on December 5, 2002, was the Flyers' first penalty shot attempt in regular season overtime... Eric Desjardins and Behn Wilson are the only Flyers defensemen ever to attempt a penalty shot... Ilkka Sinisalo became only the third player in NHL history to score his first goal on a penalty shot. The others were Ralph Bowman of the St. Louis Eagles, when in 1934-35 he recorded the first-ever successful penalty shot in the NHL, and Phil Hoene of the Los Angeles Kings in 1973-74... With his goal vs. Washington on April 15, 2008, Michael Richards' became only the second player in NHL history to record their first career NHL playoff goal on a penalty shot (Minnesota's Wayne Connolly in 1968).

ALL-TIME PENALTY SHOTS VS FLYERS [REGULAR SEASON]

PLAYER	DATE	OPPONENT	H/A	GOALTENDER	RESULT
Richard Martin	Jan. 31, 1974	Buffalo	Home	Bernie Parent	Goal
Curt Bennett	Oct. 9, 1976	Atlanta	Away	Bernie Parent	Goal
Lanny McDonald	Oct. 14, 1979	Toronto	Home	Pete Peeters	Goal
Lanny McDonald	Nov. 18, 1982	Calgary	Home	Pelle Lindbergh	No Goal
John Tucker	Oct. 31, 1984	Buffalo	Away	Pelle Lindbergh	Goal
Scott Bjugstad	Nov. 3, 1984	Minnesota	Home	Pelle Lindbergh	No Goal
Mike Gartner	Apr. 4, 1987	Washington	Away	Glenn Resch	Goal
Jan Erixon	Oct. 24, 1987	NY Rangers	Home	Mark Laforest	Goal
Dave Tippett	Oct. 31, 1987	Hartford	Away	Ron Hextall	Goal
Mark Johnson	Mar. 12, 1988	New Jersey	Home	Ron Hextall	Goal
Joe Sakic	Dec. 9, 1989	Quebec	Away	Ken Wregget	Goal
Gary Leeman	Nov. 4, 1990	Toronto	Away	Pete Peeters	No Goal
Doug Brown	Nov. 23, 1991	New Jersey	Home	Ken Wregget	Goal
Benoit Hogue	Jan. 24, 1995	NY Islanders	Away	Ron Hextall	Goal
Stu Barnes	Mar. 8, 1998	Pittsburgh	Home	Ron Hextall	No Goal
Kevin Stevens	Mar. 22, 1998	NY Rangers	Home	Sean Burke	No Goal
Steve Sullivan	Feb. 25, 2003	Chicago	Away	Roman Cechmanek	No Goal
Nathan Horton	Jan. 8, 2004	Florida	Home	Jeff Hackett	Goal
Richard Zednik	Jan. 20, 2004	Montreal	Home	Robert Esche	No Goal
Michael Nylander	Oct. 5, 2005	NY Rangers	Home	Robert Esche	No Goal
Robert Nilsson	Mar. 4, 2006	NY Islanders	Away	Antero Niittymaki	No Goal
Justin Williams	Mar. 28, 2007	Carolina	Home	Martin Biron	No Goal
Phil Kessel	Oct. 27, 2007	Boston	Away	Martin Biron	No Goal
Roman Hamrlik	Nov. 1, 2007	Montreal	Away	Martin Biron	No Goal
Radek Dvorak	Dec. 30, 2007	Florida	Away	Antero Niittymaki	No Goal
Ryan Malone	Dec. 2, 2008	Tampa Bay	Home	Martin Biron	No Goal
Vincent Lecavalier	Jan. 15, 2009	Tampa Bay	Away	Martin Biron	Goal
Martin St. Louis	Jan. 30, 2009	Tampa Bay	Away	Antero Niittymaki	No Goal
Frans Nielsen	Oct. 30, 2010	NY Islanders	Home	Sergei Bobrovsky	Goal
Marian Hossa	Jan. 23, 2011	Chicago	Away	Sergei Bobrovsky	Goal
Patrick Dwyer	Nov. 14, 2011	Carolina	Away	Sergei Bobrovsky	Goal
Michael Grabner	Jan. 12, 2012	NY Islanders	Away	Sergei Bobrovsky	No Goal
Shawn Horcoff	Feb. 23, 2012	Edmonton	Away	Ilya Bryzgalov	No Goal
Alex Tanguay	Feb. 25, 2012	Calgary	Away	Ilya Bryzgalov	Goal
Marcus Johansson	Mar. 22, 2012	Washington	Home	Ilya Bryzgalov	No Goal

**For Flyers Penalty Shots taken in the Playoffs, see Flyers Playoff Section*

NOTES: Flyers' opponents have connected on 16 of 33 penalty shots attempts (48.5%). Lanny McDonald is the only player to attempt more than one penalty shot against the Flyers... the two penalty shot goals scored against the Flyers in 2010-11 were the only goals of the game scored by the opponent, marking the first two occasions in franchise history that a Flyers goaltender lost a shutout solely due to a penalty shot.

ALL-TIME FLYERS HAT TRICKS [REGULAR SEASON] 1967-2012

YEAR	NO.	PLAYER	DATE	SCORE	GOALTENDERS
1967-68 (3)	1	L. Rochefort	Nov. 4	FLYERS 4 at Montreal 1	R. Vachon
	2	L. Rochefort (a)	Feb. 22	Minnesota 3 at FLYERS 7	C. Maniago
	3	R. Paiment (b)	Apr. 13	St. Louis 1 at FLYERS 6 (None)	G. Hall
1968-69 (0)					
1969-70 (5)	4	A. Lacroix	Oct. 22	FLYERS 4 at Toronto 3	B. Gamble
	5	J. Johnson	Dec. 3	FLYERS 7 at Los Angeles 1	G. Desjardins
	6	A. Lacroix	Dec. 11	Toronto 3 at FLYERS 6	M. Edwards
	7	G. Dornhoefer	Jan. 8	Los Angeles 1 at FLYERS 4	W. Rutledge
1970-71 (3)	8	S. Nolet	Mar. 7	Boston 5 at FLYERS 5	G. Cheevers
	9	J. Johnson	Nov. 19	California 2 at FLYERS 6	G. Smith
	10	A. Lacroix	Nov. 29	Vancouver 2 at FLYERS 4	D. Wilson
	11	G. Dornhoefer (c)	Mar. 6	California 4 at FLYERS 4	C. Worthy
1971-72 (3)	12	S. Nolet	Oct. 31	Montreal 3 at FLYERS 5	K. Dryden
	13	B. Lesuk	Jan. 9	California 3 at FLYERS 10	G. Meloche (1), G. Kurt (2)
1972-73 (7)	14	B. Flett	Mar. 9	FLYERS 5 at Los Angeles 3	G. Edwards
	15	R. MacLeish	Nov. 9	Chicago 3 at FLYERS 5	T. Esposito
	16	G. Dornhoefer	Dec. 10	Toronto 2 at FLYERS 5	J. Plante
	17	B. Flett (c)	Jan. 21	FLYERS 4 at Buffalo 3	D. Dryden
	18	R. MacLeish (d)	Feb. 13	NY Islanders 2 at FLYERS 8	B. Smith
	19	B. Clarke	Feb. 17	FLYERS 7 at Montreal 6	M. Plasse (2), K. Dryden (1)
	20	R. MacLeish (d)	Mar. 4	Toronto 0 at FLYERS 10	R. Low (3), G. McRae (1)
1973-74 (8)	21	R. Lonsberry	Mar. 22	Vancouver 0 at FLYERS 9	D. Wilson
	22	D. Schultz	Jan. 3	NY Rangers 3 at FLYERS 4	P. McDuffe
	23	D. Schultz	Jan. 10	Minnesota 4 at FLYERS 7	F. Rivard
	24	B. Clarke	Feb. 2	Detroit 2 at FLYERS 12	J. Rutherford (2), B. McKenzie (1)
	25	R. Lonsberry	Feb. 2	Detroit 2 at FLYERS 12	J. Rutherford (1), B. McKenzie (2)
1974-75 (7)	26	S. Nolet	Mar. 7	Detroit 2 at FLYERS 6	J. Rutherford (1), D. Grant (2)
	27	B. Clarke	Mar. 28	FLYERS 3 at Atlanta 3	D. Bouchard
	28	B. Barber	Apr. 7	Minnesota 2 at FLYERS 6	F. Rivard
	29	R. MacLeish (b,c)	Apr. 11	Atlanta 1 at FLYERS 5	P. Myre
	30	R. Leach	Nov. 27	Detroit 2 at FLYERS 6	D. Grant
	31	R. Leach	Dec. 12	Minnesota 0 at FLYERS 6	P. LoPresti
	32	R. MacLeish	Mar. 5	FLYERS 9 at Minnesota 2	P. LoPresti
	33	R. MacLeish	Mar. 18	FLYERS 7 at Washington 2	R. Low
	34	R. Leach	Mar. 26	FLYERS 6 at California 2	G. Simmons
	35	R. MacLeish (b)	Apr. 13	Toronto 3 at FLYERS 6	G. McRae
1975-76 (7)	36	R. MacLeish (b)	May 13	NY Islanders 1 at FLYERS 4	G. Resch
	37	B. Barber	Oct. 26	FLYERS 7 at NY Rangers 5	E. Giacomin
	38	R. MacLeish	Dec. 19	FLYERS 7 at Washington 5	B. Wolfe
	39	R. Leach	Jan. 22	Atlanta 2 at FLYERS 7	P. Myre (2), D. Bouchard (1)
	40	O. Kindrachuk	Mar. 6	Detroit 1 at FLYERS 6	J. Rutherford
1976-77 (3)	41	B. Barber	Apr. 1	Washington 2 at FLYERS 11	R. Low
	42	D. Saleski (b)	Apr. 20	Toronto 1 at FLYERS 7	W. Thomas
	43	R. Leach (b,e)	May 6	Boston 3 at FLYERS 6	G. Gilbert
	44	R. MacLeish	Oct. 24	Colorado 3 at FLYERS 5	B. McKenzie
	45	R. MacLeish	Dec. 5	Cleveland 2 at FLYERS 6	G. Simmons
1977-78 (4)	46	D. Saleski	Mar. 13	Pittsburgh 0 at FLYERS 4	D. Herron
	47	D. Saleski	Oct. 16	St. Louis 0 at FLYERS 7	E. Johnston (2), E. Stanowski (1)
	48	T. Bladon (d)	Dec. 11	Cleveland 1 at FLYERS 11	G. Edwards (3), G. Meloche (1)
	49	R. MacLeish	Dec. 29	Minnesota 2 at FLYERS 5	P. LoPresti
	50	R. Lonsberry	Mar. 12	Colorado 2 at FLYERS 6	D. Favell

ALL-TIME FLYERS HAT TRICKS [REGULAR SEASON] 1967-2012

YEAR	NO.	PLAYER	DATE	SCORE	GOALTENDERS
1978-79 (1)	51	R. MacLeish	Dec. 9	Boston 2 at FLYERS 9	G. Gilbert (2), G. Cheevers (1)
1979-80 (6)	52	R. MacLeish	Nov. 11	Vancouver 4 at FLYERS 5	C. Ridley
	53	R. Leach	Dec. 6	Los Angeles 4 at FLYERS 9	R. Grahame (2), M. Lessard (1)
	54	B. Barber	Mar. 16	Colorado 4 at FLYERS 4	H. Astrom
	55	R. Leach	Apr. 3	Washington 2 at FLYERS 4	W. Stephenson (2), ENG (1)
	56	B. Barber (b,d)	May 4	FLYERS 5 at Minnesota 3	G. Meloche
	57	P. Holmgren (b)	May 15	NY Islanders 3 at FLYERS 8	B. Smith (2), G. Resch (1)
1980-81 (7)	58	R. MacLeish	Nov. 6	Los Angeles 2 at FLYERS 8	R. Grahame
	59	B. Clarke	Dec. 13	FLYERS 6 at Pittsburgh 5	G. Millen
	60	R. Leach	Feb. 8	Hartford 6 at FLYERS 6	J. Garrett
	61	B. Barber	Feb. 27	FLYERS 5 at Winnipeg 3	M. Mattsson
	62	T. Kerr	Mar. 19	Boston 3 at FLYERS 5	M. Baron
	63	B. Barber (b)	Apr. 9	Quebec 5 at FLYERS 8	D. Bouchard
	64	B. Propp (b,c)	Apr. 22	Calgary 4 at FLYERS 9	P. Rigglin
1981-82 (4)	65	M. Bridgman	Oct. 29	Pittsburgh 4 at FLYERS 6	M. Dion
	66	B. Propp	Dec. 28	FLYERS 7 at Calgary 4	P. Rigglin (2), R. Lemelin (1)
	67	R. Allison	Mar. 2	Winnipeg 7 at FLYERS 6	D. Soetaert
	68	T. Kerr	Apr. 4	Toronto 1 at FLYERS 7	M. Larocque
1982-83 (3)	69	D. Sittler	Nov. 28	FLYERS 5 at Vancouver 5	K. Ellacott
	70	B. Clarke	Dec. 27	FLYERS 8 at Detroit 4	G. Stefan
	71	D. Sittler	Jan. 8	FLYERS 7 at Hartford 4	G. Millen
1983-84 (4)	72	B. Barber	Jan. 5	Winnipeg 6 at FLYERS 7 (OT)	D. Soetaert
	73	D. Poulin	Jan. 21	NY Islanders 1 at FLYERS 7	B. Smith
	74	D. Poulin	Mar. 22	Pittsburgh 4 at FLYERS 13	D. Herron
	75	I. Sinisalo	Mar. 22	Pittsburgh 4 at FLYERS 13	D. Herron
1984-85 (14)	76	B. Propp	Oct. 18	Vancouver 2 at FLYERS 13	R. Brodeur (2), J. Garrett (1)
	77	I. Sinisalo	Oct. 18	Vancouver 2 at FLYERS 13	R. Brodeur (1), J. Garrett (2)
	78	T. Kerr (c,d)	Oct. 25	St. Louis 2 at FLYERS 7	M. Liut
	79	T. Kerr	Dec. 23	Washington 4 at FLYERS 7	P. Rigglin
	80	L. Carson	Dec. 28	FLYERS 7 at Vancouver 4	R. Brodeur
	81	B. Propp	Jan. 13	Calgary 1 at FLYERS 7	D. Edwards
	82	T. Kerr (c,d)	Jan. 17	Detroit 5 at FLYERS 7	E. Mio
	83	I. Sinisalo	Feb. 5	FLYERS 5 at NY Islanders 7	K. Hrudehy
	84	T. Kerr (c,d)	Feb. 9	FLYERS 5 at Washington 4	P. Rigglin
	85	B. Propp	Mar. 5	FLYERS 5 at NY Islanders 4	K. Hrudehy
	86	T. Kerr	Mar. 7	Washington 6 at FLYERS 9	P. Rigglin (2), A. Jensen (1)
	87	D. Poulin	Mar. 7	Washington 6 at FLYERS 9	P. Rigglin
	88	T. Kerr (b,c,d)	Apr. 13	FLYERS 6 at NY Rangers 5	G. Hanlon
	89	B. Propp (b,c)	Apr. 21	NY Islanders 2 at FLYERS 5	B. Smith
1985-86 (6)	90	T. Kerr	Nov. 3	Los Angeles 4 at FLYERS 7	B. Janecyk
	91	T. Kerr (c)	Nov. 9	Boston 3 at FLYERS 5	P. Peeters
	92	D. Poulin	Nov. 2	Pittsburgh 4 at FLYERS 7	D. Herron
	93	T. Kerr	Dec. 27	FLYERS 6 at Vancouver 1	W. Young
	94	B. Propp	Apr. 6	Washington 3 at FLYERS 5	P. Peeters
	95	P. Zezel(b)	Apr. 14	FLYERS 7 at NY Rangers 1	J. Vanbiesbrouck
1986-87 (10)	96	M. Craven	Nov. 13	Detroit 5 at FLYERS 7	G. Stefan
	97	T. Kerr (d)	Nov. 20	Chicago 1 at FLYERS 5	M. Bannerman
	98	B. Propp (d)	Dec. 2	St. Louis 1 at FLYERS 7	G. Millen
	99	T. Kerr	Dec. 18	NY Islanders 4 at FLYERS 9	B. Smith (2), K. Hrudehy (1)
	100	D. Poulin	Dec. 18	NY Islanders 4 at FLYERS 9	B. Smith (2), K. Hrudehy (1)

ALL-TIME FLYERS HAT TRICKS [REGULAR SEASON] 1967-2012

YEAR	NO.	PLAYER	DATE	SCORE	GOALTENDERS
	101	T. Kerr	Dec. 21	St. Louis 6 at FLYERS 7	R. Wamsley
	102	P. Zezel	Jan. 28	FLYERS 7 at Buffalo 4	J. Cloutier
	103	B. Propp	Apr. 5	NY Islanders 9 at FLYERS 5	B. Smith
	104	T. Kerr (b)	Apr. 20	NY Islanders 2 at FLYERS 4	K. Hrudey
	105	P. Eklund (b)	May 10	FLYERS 6 at Montreal 3	B. Hayward (1), P. Roy (2)
1987-88 (5)	106	M. Craven	Feb. 13	FLYERS 4 at Toronto 7	K. Wregget
	107	R. Tocchet	Feb. 21	Detroit 3 at FLYERS 5	G. Hanlon (2), ENG (1)
	108	R. Tocchet (d)	Feb. 27	FLYERS 8 at Los Angeles 6	G. Healy (3), ENG (1)
	109	R. Tocchet	Mar. 1	FLYERS 7 at Vancouver 3	K. McLean (1), F. Caprice (2)
1988-89 (8)	110	T. Kerr (c)	Mar. 26	Winnipeg 0 at FLYERS 6	D. Berthiaume
	111	B. Propp	Oct. 13	FLYERS 7 at Minnesota 6	J. Myllys
	112	T. Kerr	Nov. 12	Detroit 5 at FLYERS 4	G. Hanlon
	113	R. Tocchet	Nov. 20	New Jersey 1 at FLYERS 7	S. Burke
	114	D. Smith	Dec. 10	Chicago 4 at FLYERS 6	J. Waite (2), D. Pang (1)
	115	R. Tocchet	Dec. 17	FLYERS 7 at Toronto 1	J. Reese (2), A. Bester (1)
	116	T. Kerr	Jan. 21	FLYERS 7 at Winnipeg 3	E. Reddick
	117	T. Kerr	Feb. 22	FLYERS 6 at NY Rangers 4	B. Froese
	118	T. Kerr (b,c)	Apr. 19	FLYERS 4 at Pittsburgh 2	T. Barrasso
1989-90 (3)	119	R. Tocchet	Oct. 8	FLYERS 3 at Winnipeg 5	T. Draper
	120	T. Horacek	Dec. 3	FLYERS 6 at Los Angeles 3	K. Hrudey (2), M. Gosselin (1)
	121	R. Tocchet (d)	Jan. 25	Winnipeg 6 at FLYERS 8	B. Essensa (3), ENG (1)
1990-91 (2)	122	R. Tocchet	Jan. 24	Washington 1 at FLYERS 6	M. Liut
	123	P. Eklund	Mar. 23	NY Rangers 4 at FLYERS 7	M. Richter
1991-92 (1)	124	S. Duchesne	Dec. 19	NY Islanders 2 at FLYERS 6	G. Healy (2), ENG (1)
1992-93 (8)	125	G. Paslawski	Oct. 24	Montreal 7 at FLYERS 6	A. Racicot
	126	E. Lindros	Nov. 15	Ottawa 2 at FLYERS 7	P. Sidorkiewicz
	127	E. Lindros	Dec. 26	FLYERS 5 at Washington 5	J. Hrivnak (2), D. Beaupre (1)
	128	R. Brind'Amour	Dec. 29	FLYERS 10 at Los Angeles 2	K. Hrudey (1), R. Stauber (2)
	129	K. Dineen	Jan. 7	Washington 2 at FLYERS 8	J. Hrivnak (2), O. Kolzig (1)
	130	K. Dineen	Feb. 9	Ottawa 1 at FLYERS 8	P. Sidorkiewicz (1), D. Berthiaume (2)
	131	E. Lindros	Mar. 24	FLYERS 5 at NY Rangers 4	J. Vanbiesbrouck
	132	K. Dineen	Apr. 15	FLYERS 7 at Buffalo 4	G. Fuhr (1), D. Hasek (2)
1993-94 (5)	133	K. Dineen (d)	Oct. 31	FLYERS 9 at Chicago 6	E. Belfour
	134	K. Dineen	Nov. 24	Montreal 2 at FLYERS 9	A. Racicot (2), P. Roy (1)
	135	V. Butsayev	Dec. 2	FLYERS 6 at Vancouver 3	K. Whitmore
	136	E. Lindros	Jan. 19	St. Louis 3 at FLYERS 8	J. Hrivnak
	137	M. Renberg (c)	Feb. 15	FLYERS 6 at San Jose 4	A. Irbé
1994-95 (7)	138	J. Beranek	Feb. 2	NY Islanders 5 at FLYERS 4 (OT)	J. McLennan
	139	J. LeClair	Feb. 14	FLYERS 5 at Tampa Bay 2	D. Puppá
	140	E. Lindros	Feb. 23	FLYERS 6 at Quebec 6	S. Fiset
	141	J. LeClair	Feb. 25	FLYERS 7 at Montreal 0	P. Roy
	142	E. Lindros	Mar. 18	FLYERS 4 at Florida 3 (OT)	J. Vanbiesbrouck
	143	E. Lindros	Mar. 20	Montreal 4 at FLYERS 8	P. Roy
	144	J. LeClair (b)	May 21	NY Rangers 4 at FLYERS 5 (OT)	M. Richter
1995-96 (3)	145	E. Lindros	Feb. 3	FLYERS 7 at St. Louis 3	G. Fuhr (2), B. Racine (1)
	146	J. LeClair	Mar. 17	San Jose 2 at FLYERS 8	G. Sarjeant

ALL-TIME FLYERS HAT TRICKS [REGULAR SEASON] 1967-2012

YEAR	NO.	PLAYER	DATE	SCORE	GOALTENDERS
1996-97 (6)	147	J. LeClair (c)	Mar. 31	Pittsburgh 1 at FLYERS 4	T. Barrasso
	148	D. Hawerchuk	Nov. 21	Pittsburgh 3 at FLYERS 7	K. Wregget
	149	J. LeClair (d)	Feb. 6	Montreal 5 at FLYERS 9	T. Vokoun (2), J. Theodore (2)
	150	J. LeClair	Feb. 26	FLYERS 8 at Ottawa 5	R. Tugnutt (2), M. Bales (1)
	151	T. Klatt	Mar. 1	FLYERS 5 at Boston 5	B. Ranford
	152	E. Lindros (d)	Mar. 19	FLYERS 6 at Toronto 3	F. Potvin
	153	E. Lindros (b)	May 20	FLYERS 6 at NY Rangers 3	M. Richter (2), ENG (1)
1997-98 (3)	154	J. LeClair	Oct. 11	FLYERS 6 at Montreal 2	A. Moog
	155	E. Lindros	Dec. 11	NY Islanders 3 at FLYERS 4	T. Salo
	156	A. Daigle	Mar. 14	Detroit 1 at FLYERS 6	C. Osgood
1998-99 (2)	157	J. LeClair (c)	Oct. 16	FLYERS 5 at Tampa Bay 2	D. Puppa
	158	J. LeClair (d)	Nov. 29	Vancouver 2 at FLYERS 6	G. Snow
1999-00 (2)	159	E. Lindros	Dec. 9	Toronto 2 at FLYERS 4	G. Healy
	160	A. Delmore (b)	May 7	Pittsburgh 3 at FLYERS 6	R. Tugnutt (2), P. Skudra (1)
2000-01 (2)	161	J. LeClair	Dec. 6	Tampa Bay 3 at FLYERS 6	D. Cloutier
	162	K. Primeau	Mar. 8	Calgary 2 at FLYERS 5	F. Brathwaite (2), ENG (1)
2001-02 (3)	163	M. Recchi	Oct. 20	Washington 3 at FLYERS 6	O. Kolzig (2), C. Billington (1)
	164	J. Dopita (d)	Jan. 8	Atlanta 4 at FLYERS 7	M. Hnilicka (2), D. Rhodes (2)
	165	S. Gagne	Mar. 2	FLYERS 5 at NY Rangers 6	M. Richter
2002-03 (2)	166	M. Recchi	Oct. 12	FLYERS 5 at Calgary 4	R. Turek
	167	J. LeClair (d)	Oct. 15	FLYERS 6 at Montreal 2	J. Theodore
2003-04 (1)	168	K. Primeau (b)	May 2	Toronto 2 at FLYERS 7	E. Belfour (2), T. Kidd (1)
2005-06 (2)	169	S. Gagne	Nov. 5	Atlanta 3 at FLYERS 4	M. Dunham
	170	M. Richards	Feb. 8	NY Islanders 2 at FLYERS 5	G. Snow (2), ENG (1)
2006-07 (0)					None
2007-08 (7)	171	D. Briere	Nov. 21	FLYERS 6 at Carolina 3	C. Ward
	172	J. Lupul	Dec. 11	Pittsburgh 2 at FLYERS 8	D. Sabourin (2), T. Conklin
	173	R.J. Umberger	Dec. 11	Pittsburgh 2 at FLYERS 8	D. Sabourin (2), T. Conklin
	174	J. Lupul	Dec. 15	Carolina 6 at FLYERS 5	J. Grahame
	175	S. Hartnell (c)	Jan. 10	FLYERS 6 at NY Rangers 2	H. Lundqvist
	176	S. Hartnell	Jan. 19	FLYERS 5 at NY Islanders 3	R. DiPietro
	177	M. Knuble (c)	Feb. 2	Anaheim 0 at FLYERS 3	J. Hiller
2008-09 (3)	178	S. Hartnell	Dec. 11	Carolina 5 at FLYERS 6	M. Leighton
	179	S. Hartnell	Dec. 20	Washington 1 at FLYERS 7	J. Theodore
	180	J. Carter	Apr. 3	Toronto 5 at FLYERS 8	M. Gerber
2009-10 (3)	181	M. Richards	Oct. 6	FLYERS 6 at Washington 5	S. Varlamov
	182	S. Gagne (c)	Dec. 30	NY Rangers 0 at FLYERS 6	C. Johnson
	183	D. Briere	Feb. 13	Montreal 2 at FLYERS 6	J. Halak (2), Carey Price (1)
2010-11(3)	184	J. Carter (c)	Nov. 11	FLYERS 8 at Carolina 1	C.Ward/J. Peters
	185	V. Leino	Mar. 12	Atlanta 4 at FLYERS 5	C. Mason
	186	J. van Riemsdyk	Mar. 26	FLYERS 4 at NY Islanders 1	R. DiPietro
2011-12 (2)	187	D. Briere (c)	Jan. 7	Ottawa 2 at FLYERS 3	C. Anderson
	188	S. Hartnell (c)	Jan. 22	Bruins 6 at FLYERS 5	T. Thomas

NOTE: The Flyers' all-time "hat trick game" record is 165-11-10; 105-7-4 at home, 60-4-6 on the road.
(a) Game played in Quebec, (b) Playoffs, (c) Natural hat trick, (d) Four goals, (e) Five goals.

ALL-TIME HAT TRICKS VS FLYERS (REGULAR SEASON)

YEAR	NO.	PLAYER	DATE	SCORE	GOALTENDERS
1967-68 (2)	1	W. Connelly	Jan. 10	FLYERS 4 at Minnesota 6	Favell
	2	F. Smith (a)	Mar. 17	Toronto 4 at FLYERS 7	Parent
	3	R. Berenson (e)	Nov. 7	St. Louis 8 at FLYERS 0	Favell
1968-69 (4)	4	E. Joyal	Dec. 4	FLYERS 1 at Los Angeles 3	Parent
	5	Y. Cournoyer	Jan. 25	FLYERS 3 at Montreal 6	Parent
	6	J. Pappin	Jan. 30	Chicago 12 at FLYERS 0	Favell (1), Parent (2)
1969-70 (4)	7	R. Berenson	Nov. 1	FLYERS 0 at St. Louis 8	Parent (2), Favell (1)
	8	C. Koroll	Dec. 14	FLYERS 1 at Chicago 4	Favell
	9	A. Delvecchio	Jan. 3	Detroit 6 at FLYERS 1	Parent (1), Favell (2)
1970-71 (4)	10	R. Backstrom	Mar. 5	Montreal 5 at FLYERS 2	Parent
	11	P. Henderson	Dec. 26	FLYERS 1 at Toronto 9	Parent (2), Favell (1)
	12	M. Tardif	Dec. 27	Montreal 5 at FLYERS 2	Favell
1971-72 (5)	13	J. Bucyk	Jan. 3	Boston 4 at FLYERS 1	Favell
	14	J. Pappin (b)	Apr. 11	Chicago 6 at FLYERS 2	Gamble
	15	N. Ferguson	Oct. 13	FLYERS 5 at California 4	Gamble
1972-73 (1)	16	G. Unger	Oct. 30	FLYERS 4 at St. Louis 4	Gamble
	17	P. Esposito	Jan. 27	FLYERS 2 at Boston 4	Gamble (2), ENG (1)
	18	P. Esposito	Feb. 17	Boston 4 at FLYERS 1	Favell (2), ENG (1)
1973-74 (1)	19	Y. Cournoyer	Mar. 5	Montreal 4 at FLYERS 0	Taylor
	20	S. Vickers	Nov. 15	FLYERS 3 at NY Rangers 7	Belhumeur
	21	J. Lemaire	Oct. 25	Montreal 4 at FLYERS 0	Parent
1974-75 (0)				(None)	
1975-76 (3)	22	B. Nystrom	Dec. 30	FLYERS 2 at NY Islanders 6	Stephenson
	23	B. Clement	Jan. 27	FLYERS 4 at Atlanta 8	Taylor
	24	D. Sittler (b,d)	Apr. 22	FLYERS 5 at Toronto 8	Parent
1976-77 (4)	25	L. McDonald	Oct. 16	FLYERS 5 at Toronto 5	Parent
	26	B. Nystrom	Jan. 10	FLYERS 3 at NY Islanders 8	Parent
	27	E. Vail	Jan. 22	FLYERS 4 at Atlanta 4	Parent
1977-78 (2)	28	L. McDonald (b,c)	Apr. 17	FLYERS 6 at Toronto 5	Stephenson
	29	D. Sittler	Oct. 22	FLYERS 1 at Toronto 6	Stephenson (2), Parent (1)
	30	B. Schmautz	Dec. 23	FLYERS 1 at Boston 6	Stephenson
1978-79 (6)	31	J. Pronovost	Dec. 16	FLYERS 2 at Atlanta 7	Parent
	32	U. Nilsson	Jan. 21	FLYERS 5 at NY Rangers 5	Parent
	33	I. Boldirev	Mar. 15	Atlanta 4 at FLYERS 5	Stephenson
1979-80 (1)	34	S. Payne	Mar. 21	FLYERS 3 at Minnesota 7	Stephenson
	35	M. Fidler	Mar. 21	FLYERS 3 at Minnesota 7	Stephenson
	36	M. Bossy (c)	Apr. 7	FLYERS 2 at NY Islanders 9	Stephenson (3), Moore (1)
1980-81 (7)	37	R. Duguay (b)	Apr. 20	FLYERS 2 at NY Rangers 4	Peeters
	38	P. Gardner (c)	Dec. 13	FLYERS 6 at Pittsburgh 5	Myre
	39	S. Christoff	Jan. 22	Minnesota 4 at FLYERS 5	Peeters
1981-82 (14)	40	M. Tremblay	Jan. 24	FLYERS 3 at Montreal 6	Peeters
	41	W. Miller	Feb. 8	Hartford 6 at FLYERS 6	Myre
	42	W. Gretzky (c)	Mar. 7	Edmonton 5 at FLYERS 3	St. Croix
1982-83 (1)	43	D. Gare	Mar. 8	FLYERS 4 at Buffalo 8	Peeters
	44	M. Gartner	Mar. 24	Washington 5 at FLYERS 2	Peeters
	45	K. Acton	Oct. 27	FLYERS 2 at Montreal 11	Peeters
1983-84 (1)	46	S. Smyl	Oct. 31	Vancouver 8 at FLYERS 4	Peeters
	47	R. Duguay	Nov. 5	NY Rangers 6 at FLYERS 7	St. Croix
	48	P. Gardner	Nov. 7	FLYERS 2 at Pittsburgh 7	Lindbergh
1984-85 (1)	49	T. Tookey	Nov. 21	FLYERS 4 at Washington 10	St. Croix
	50	D. Maruk	Nov. 21	FLYERS 4 at Washington 10	St. Croix
	51	W. Gretzky (d)	Dec. 30	FLYERS 5 at Edmonton 7	Peeters (4), ENG (1)
1985-86 (1)	52	B. Trottier	Jan. 7	NY Islanders 5 at FLYERS 4	St. Croix
	53	D. Lever	Jan. 26	FLYERS 4 at Colorado 7	Peeters
	54	W. Gretzky	Jan. 31	FLYERS 4 at Edmonton 7	St. Croix
1986-87 (1)	55	B. Trottier (d)	Feb. 13	FLYERS 2 at NY Islanders 8	Peeters
	56	K. Nilsson (c)	Feb. 27	FLYERS 9 at Calgary 8	Peeters
	57	W. Lindstrom (d)	Mar. 2	Winnipeg 7 at FLYERS 6	Peeters
1987-88 (1)	58	R. Ruotsalainen	Mar. 17	FLYERS 2 at NY Rangers 5	Lindbergh

ALL-TIME HAT TRICKS VS FLYERS (REGULAR SEASON)

YEAR	NO.	PLAYER	DATE	SCORE	GOALTENDERS
1982-83 (3)	59	B. Pederson	Dec. 5	FLYERS 4 at Boston 6	Lindbergh
	60	B. Stoughton	Dec. 11	FLYERS 4 at Hartford 7	Lindbergh
	61	M. Hallin	Mar. 19	FLYERS 2 at NY Islanders 9	Froese
1983-84 (3)	62	R. Vaive	Oct. 23	Toronto 5 at FLYERS 8	Lindbergh
	63	B. MacLellan (c)	Nov. 3	Los Angeles 6 at FLYERS 5	Lindbergh
	64	B. Gustafsson (d)	Jan. 8	Washington 7 at FLYERS 1	Lindbergh
1984-85 (1)	65	W. Gretzky (b)	May 25	FLYERS 3 at Edmonton 4	Lindbergh
1985-86 (3)	66	P. Gagne	Oct. 10	New Jersey 6 at FLYERS 5	Lindbergh
	67	W. Gretzky	Dec. 31	FLYERS 3 at Edmonton 4	Froese
	68	P. Verbeek	Mar. 8	FLYERS 3 at New Jersey 7	Jensen (1), Froese (2)
1986-87 (2)	69	S. Burr	Nov. 13	Detroit 5 at FLYERS 7	Hextall
	70	M. Bossy	Nov. 29	FLYERS 6 at NY Islanders 5	Hextall
	71	P. Verbeek	Jan. 10	New Jersey 7 at FLYERS 5	Laforest
1987-88 (3)	72	H. Loob (c)	Mar. 3	FLYERS 3 at Calgary 6	Hextall
	73	G. Anderson (c)	Mar. 4	FLYERS 4 at Edmonton 7	Laforest
	74	M. Lemieux	Oct. 18	FLYERS 2 at Pittsburgh 4	Hextall
1988-89 (7)	75	S. Yzerman	Nov. 4	FLYERS 4 at Detroit 3	Laforest
	76	S. Yzerman	Nov. 12	Detroit 5 at FLYERS 4	Hextall
	77	B. Nicholls	Nov. 22	Los Angeles 6 at FLYERS 1	Hextall
	78	M. Ridley	Dec. 6	FLYERS 3 at Washington 4	Laforest
	79	G. Leeman	Mar. 19	Toronto 6 at FLYERS 8	Wregget
	80	M. Lemieux (b,d)	Apr. 25	FLYERS 7 at Pittsburgh 10	Hextall (4), ENG (1)
1989-90 (6)	81	S. Turgeon	Oct. 5	New Jersey 6 at FLYERS 2	Wregget
	82	A. Secord	Jan. 11	Chicago 5 at FLYERS 4	Wregget
	83	G. Courtmall	Jan. 28	FLYERS 2 at Washington 7	Wregget (2), Peeters (1)
	84	T. Tanti	Jan. 30	FLYERS 6 at Pittsburgh 3	Wregget
	85	J. Cullen	Feb. 20	FLYERS 4 at Pittsburgh 6	Wregget (2), ENG (1)
	86	M. Messier (c)	Mar. 3	FLYERS 3 at Edmonton 5	Hextall
1990-91 (2)	87	P. LaFontaine	Oct. 27	FLYERS 2 at NY Islanders 5	Hextall (2), Wregget (1)
	88	M. Lemieux	Mar. 26	Pittsburgh 3 at FLYERS	Peeters
	89	K. Stevens (c)	Nov. 29	Pittsburgh 9 at FLYERS 3	Wregget (3), Roussel (1)
	90	D. Hunter	Mar. 20	FLYERS 7 at Washington 6	Hextall
	91	V. Prokhorov	Oct. 31	FLYERS 4 at St. Louis 6	Roussel (2), Beauregard (1)
	92	M. Lemieux (c)	Mar. 20	FLYERS 3 at Pittsburgh 9	Soderstrom (2), Roussel (1)
1993-94 (2)	93	E. Olczyk	Mar. 24	FLYERS 5 at NY Rangers 4	Soderstrom
	94	K. Tkachuk	Oct. 23	Winnipeg 9 at FLYERS 6	Soderstrom
	95	T. Fleury	Mar. 31	Calgary 4 at FLYERS 1	Soderstrom (2), ENG (1)
1994-95 (1)	96	C. Neely	Jan. 22	FLYERS 1 at Boston 4	Roussel
1995-96 (2)	97	M. Lemieux	Jan. 27	FLYERS 4 at Pittsburgh 7	Snow (2), Hextall (1)
	98	P. Forsberg	Feb. 11	Colorado 5 at FLYERS 3	Hextall
	99	W. Gretzky (b)	May 18	NY Rangers 5 at FLYERS 4	Snow
1997-98 (2)	100	Z. Palffy	Jan. 28	FLYERS 1 at NY Islanders 6	Snow
	101	R. McKay	Mar. 24	FLYERS 2 at New Jersey 3	Hextall
1998-99 (3)	102	P. Bure	Jan. 26	Florida 3 at FLYERS 3	Vanbiesbrouck
	103	P. Nedved	Feb. 28	FLYERS 5 at NY Rangers 6	Vanbiesbrouck
	104	A. Yashin	Mar. 4	Ottawa 5 at FLYERS 0	Pelletier
1999-00 (2)	105	P. Bondra	Oct. 12	FLYERS 4 at Washington 5	Vanbiesbrouck
	106	B. Savage	Oct. 14	Montreal 5 at FLYERS 4	Boucher
	107	A. Kovalev	Nov. 8	FLYERS 2 at Pittsburgh 5	Boucher
2000-01 (3)	108	S. Konowalchuk	Nov. 18	Washington 3 at FLYERS 5	Boucher
	109	A. Kovalev	Feb. 7	FLYERS 4 at Pittsburgh 9	Cechmanek (2), Boucher (1)
	110	O. Petrov	Jan. 14	FLYERS 5 at Montreal 3	Boucher
2001-02 (3)	111	P. Kariya	Feb. 6	FLYERS 4 at Anaheim 5	Boucher
	112	E. Lindros	Mar. 2	FLYERS 5 at NY Rangers 6	Cechmanek (1), Boucher (2)
					Esche (2), Cechmanek (1)
2002-03 (2)	113	D. Heatley	Jan. 13	Atlanta 7 at FLYERS 4	
	114	A. Mogilny (b)	Apr. 9	Toronto 5 at FLYERS 3	Cechmanek (2), ENG (1)

ALL-TIME HAT TRICKS VS FLYERS [REGULAR SEASON]

YEAR	NO.	PLAYER	DATE	SCORE	GOALTENDERS
2003-04 (1)	115	F. Modin	Jan. 3	FLYERS 1 at Tampa Bay 6	Esche
2005-06 (9)	116	E. Staal	Oct. 28	FLYERS 6 at Carolina 8	Niittymaki
	117	V. Prospal	Nov. 14	FLYERS 2 at Tampa Bay 5	Esche (2), ENG (1)
	118	J. Blake	Nov. 26	NY Islanders 4 at FLYERS 2	Niittymaki (2), ENG (1)
	119	J. Bulis	Jan. 25	Montreal 5 at FLYERS 3	Esche
	120	F. Modin	Jan. 28	Tampa Bay 6 at FLYERS 0	Niittymaki
	121	M. Ryder	Feb. 5	FLYERS 0 at Montreal 5	Niittymaki
	122	J. Jagr	Mar. 22	FLYERS 6 at NY Rangers 3	Esche
	123	J-P Dumont (b)	Apr. 24	FLYERS 2 at Buffalo 8	Esche (2), Niittymaki (1)
	124	J. Pominville (b)	Apr. 24	FLYERS 2 at Buffalo 8	Esche (1), Niittymaki (2)
2006-07 (3)	125	S. Crosby	Oct. 28	Pittsburgh 8 at FLYERS 2	Niittymaki (2), Esche (1)
	126	M. Straka	Jan. 4	FLYERS 2 at NY Rangers 3	Esche
	127	J. Blake	Feb. 27	FLYERS 5 at NY Islanders 6	Niittymaki
2007-08 (0)				(None)	
2008-09 (0)				(None)	
2009-10 (2)	128	D. Heatley	Nov. 20	FLYERS at San Jose	R. Emery
	129	A. Kovalev	Jan. 3	FLYERS at Ottawa	B. Boucher
2010-11 (2)	130	S. Stamkos	Nov. 18	Tampa Bay at FLYERS	B. Boucher/S. Bobrovsky
	131	P. Elias	Apr. 1	FLYERS at New Jersey	B. Boucher
2011-12 (1)	132	R. Callahan	Feb. 11	NY Rangers 5 at FLYERS 2	S. Bobrovsky

ALL-TIME FLYERS SHUTOUTS [REGULAR SEASON]

YEAR	NO.	DATE	OPPONENT	SCORE	FLYERS GOALIE	YEAR	NO.	DATE	OPPONENT	SCORE	FLYERS GOALIE
1967-68 (8)	1	Oct.19	PITTSBURGH	1-0	Favell		35	Dec.16	NY ISLANDERS	4-0	Parent
	2	Dec. 8	Los Angeles	3-0	Favell		36	Jan.13	ATLANTA	1-0	Parent
	3	Dec.16	St. Louis	1-0	Parent		37	Jan.19	LOS ANGELES	2-0	Parent
	4	Dec.21	MINNESOTA	6-0	Parent		38	Jan.25	California	5-0	Parent
	5	Dec.30	Los Angeles	2-0	Favell		39	Mar.3	MONTREAL	6-0	Parent
	6	Mar.10	MINNESOTA	2-0	Parent		40	Apr.4	NY ISLANDERS	4-0	Parent
	7	Mar.14	LOS ANGELES	0-0	Parent	1974-75 (13)	41	Nov.2	Montreal	3-0	Parent
	8	Mar.28	ST. LOUIS	2-0	Favell		42	Nov.7	MINNESOTA	2-0	Parent
1968-69 (2)	9	Oct.17	PITTSBURGH	3-0	Parent		43	Nov.10	CALIFORNIA	3-0	Parent
	10	Nov.9	Pittsburgh	3-0	Favell		44	Dec.1	KANSAS CITY	10-0	Parent
1969-70 (4)	11	Oct.26	ST. LOUIS	0-0	Parent		45	Dec.12	MINNESOTA	6-0	Parent
	12	Dec.21	PITTSBURGH	4-0	Parent		46	Dec.22	PITTSBURGH	4-0	Parent
	13	Jan.24	Minnesota	6-0	Favell		47	Jan.1	Vancouver	2-0	Parent
	14	Jan.25	ST. LOUIS	2-0	Parent		48	Jan.16	WASHINGTON	4-0	Parent
1970-71 (4)	15	Oct.17	Pittsburgh	0-0	Parent		49	Feb.1	BUFFALO	6-0	Parent
	16	Dec.4	California	4-0	Parent		50	Mar.1	KANSAS CITY	3-0	Stephenson
	17	Jan.14	TORONTO	3-0	Favell		51	Mar.13	PITTSBURGH	6-0	Parent
	18	Feb.17	Los Angeles	4-0	Favell		52	Mar.16	LOS ANGELES	3-0	Parent
1971-72 (7)	19	Oct.16	Los Angeles	1-0	Favell		53	Mar.22	MINNESOTA	4-0	Parent
	20	Nov.18	LOS ANGELES	2-0	Gamble	1975-76 (1)	54	Nov.2	KANSAS CITY	10-0	Stephenson
	21	Dec.5	CALIFORNIA	3-0	Favell	1976-77 (8)	55	Oct.10	LOS ANGELES	1-0	Parent
	22	Dec.16	BUFFALO	5-0	Favell		56	Oct.28	PITTSBURGH	3-0	Parent
	23	Jan.30	PITTSBURGH	4-0	Gamble		57	Nov.16	DETROIT	2-0	Parent
	24	Mar.2	MINNESOTA	3-0	Favell		58	Dec.18	St. Louis	2-0	Parent
	25	Mar.25	CALIFORNIA	3-0	Favell		59	Dec.30	Los Angeles	2-0	Stephenson
1972-73 (3)	26	Feb.25	California	7-0	Favell		60	Jan.27	St. Louis	2-0	Stephenson
	27	Mar.4	TORONTO	10-0	Favell		61	Feb.3	CHICAGO	6-0	Parent
	28	Mar.22	VANCOUVER	9-0	Favell		62	Mar.13	PITTSBURGH	4-0	Stephenson
1973-74 (12)	29	Oct.11	TORONTO	2-0	Parent	1977-78 (10)	63	Oct.16	ST. LOUIS	7-0	Stephenson
	30	Oct.13	NY Islanders	6-0	Parent		64	Oct.20	PITTSBURGH	11-0	Parent
	31	Oct.27	Pittsburgh	6-0	Parent		65	Nov.13	DETROIT	3-0	Stephenson
	32	Nov.1	CHICAGO	1-0	Parent		66	Nov.20	ATLANTA	4-0	Parent
	33	Nov.4	PITTSBURGH	7-0	Parent		67	Nov.27	LOS ANGELES	2-0	Stephenson
	34	Nov.24	St. Louis	1-0	Parent		68	Nov.29	Vancouver	3-0	Parent

ALL-TIME FLYERS SHUTOUTS [REGULAR SEASON]

YEAR	NO.	DATE	OPPONENT	SCORE	FLYERS GOALIE	YEAR	NO.	DATE	OPPONENT	SCORE	FLYERS GOALIE
1978-79 (8)	69	Dec. 21	Cleveland	4-0	Parent	1995-96 (5)	126	Oct. 14	NY Islanders	3-0	Roussel
	70	Feb. 2	COLORADO	3-0	Parent		127	Dec. 14	TAMPA BAY	4-0	Hextall
	71	Feb. 6	ST. LOUIS	2-0	Parent		128	Mar. 16	WINNIPEG	3-0	Hextall
	72	Apr. 6	NY RANGERS	3-0	Parent		129	Mar. 23	Toronto	4-0	Hextall
	73	Oct. 26	TORONTO	5-0	Parent		130	Mar. 25	HARTFORD	3-0	Hextall
	74	Nov. 12	Vancouver	4-0	Parent	1996-97 (7)	131	Oct. 22	ANAHEIM	3-0	Hextall
	75	Nov. 30	ST. LOUIS	3-0	Stephenson		132	Dec. 14	Hartford	4-0	Snow
	76	Dec. 10	NY Rangers	4-0	Parent		133	Dec. 15	BOSTON	6-0	Hextall
	77	Jan. 7	LOS ANGELES	3-0	Parent		134	Dec. 19	NY ISLANDERS	5-0	Snow
	78	Mar. 6	COLORADO	5-0	Moore		135	Dec. 21	ST. LOUIS	4-0	Hextall
1979-80 (1)	79	Mar. 14	Chicago	4-0	Stephenson		136	Mar. 9	WASHINGTON	5-0	Hextall
	80	Mar. 29	VANCOUVER	5-0	Moore		137	Mar. 23	COLORADO	2-0	Hextall
	81	Feb. 2	Pittsburgh	4-0	Peeters	1997-98 (6)	138	Nov. 11	OTTAWA	1-0	Hextall
1980-81 (4)	82	Oct. 28	CALGARY	8-0	Peeters		139	Dec. 14	TAMPA BAY	3-0	Hextall
	83	Dec. 18	COLORADO	2-0	St. Croix		140	Dec. 20	FLORIDA	2-0	Snow
	84	Jan. 21	Pittsburgh	5-0	Peeters		141	Dec. 31	Vancouver	8-0	Hextall
	85	Mar. 30	NY Rangers	0-0	St. Croix		142	Jan. 20	BUFFALO	3-0	Hextall
1981-82 (0)					None		143	Apr. 2	LOS ANGELES	3-0	Burke
1982-83 (7)	86	Nov. 27	Los Angeles	4-0	Lindbergh	1998-99 (7)	144	Oct. 9	NY Rangers	1-0	Vanbiesbrouck
	87	Dec. 4	Pittsburgh	0-0	Lindbergh		145	Dec. 12	Toronto	3-0	Vanbiesbrouck
	88	Jan. 16	NY Rangers	4-0	Froese		146	Jan. 7	NY ISLANDERS	5-0	Vanbiesbrouck
	89	Jan. 22	NY Islanders	1-0	Froese		147	Jan. 9	CAROLINA	2-0	Hextall/ Vanbiesbrouck
	90	Feb. 5	Los Angeles	2-0	Lindbergh	1999-00 (7)	148	Jan. 11	NASHVILLE	8-0	Vanbiesbrouck
	91	Feb. 20	NEW JERSEY	3-0	Froese		149	Jan. 13	Washington	3-0	Vanbiesbrouck
1983-84 (3)	92	Feb. 27	NY ISLANDERS	2-0	Froese		150	Jan. 18	Ottawa	5-0	Vanbiesbrouck
	93	Dec. 22	NEW JERSEY	5-0	Lindbergh		151	Oct. 20	NY RANGERS	5-0	Vanbiesbrouck
	94	Jan. 19	NEW JERSEY	2-0	Froese		152	Oct. 22	NY Rangers	2-0	Vanbiesbrouck
	95	Feb. 5	TORONTO	7-0	Froese		153	Oct. 24	FLORIDA	2-0	Vanbiesbrouck
1984-85 (3)	96	Nov. 9	ST. LOUIS	6-0	Lindbergh		154	Dec. 18	TAMPA BAY	4-0	Boucher
	97	Mar. 30	NY RANGERS	3-0	Froese		155	Mar. 4	Boston	3-0	Boucher
	98	Apr. 4	NY ISLANDERS	3-0	Lindbergh		156	Mar. 21	Nashville	2-0	Boucher
	99	Oct. 24	HARTFORD	3-0	Lindbergh		157	Apr. 8	BOSTON	3-0	Boucher
1985-86 (8)	100	Nov. 21	HARTFORD	3-0	Froese	2000-01 (11)	158	Oct. 26	NY RANGERS	3-0	Boucher
	101	Dec. 7	NY RANGERS	4-0	Froese		159	Nov. 4	BUFFALO	3-0	Cechmanek
	102	Jan. 9	WASHINGTON	4-0	Jensen		160	Nov. 9	EDMONTON	2-0	Cechmanek
	103	Jan. 12	CALGARY	3-0	Froese		161	Jan. 12	Tampa Bay	3-0	Cechmanek
	104	Jan. 25	St. Louis	1-0	Jensen		162	Jan. 22	LOS ANGELES	3-0	Cechmanek
	105	Feb. 12	Buffalo	4-0	Froese		163	Feb. 1	NY ISLANDERS	2-0	Cechmanek
	106	Mar. 13	WASHINGTON	2-0	Froese		164	Feb. 19	CAROLINA	4-0	Cechmanek
	107	Jan. 6	NEW JERSEY	4-0	Hextall		165	Feb. 24	TAMPA BAY	0-0	Cechmanek
	108	Mar. 26	WINNIPEG	6-0	Laforest		166	Mar. 1	BUFFALO	2-0	Cechmanek
1988-89 (0)					None		167	Mar. 15	MINNESOTA	3-0	Cechmanek
1989-90 (1)	109	Feb. 15	TORONTO	3-0	Peeters	2001-02 (7)	168	Mar. 31	DETROIT	1-0	Cechmanek
1990-91 (1)	110	Nov. 11	VANCOUVER	2-0	Peeters		169	Oct. 30	Washington	3-0	Boucher
1991-92 (4)	111	Dec. 21	Minnesota	3-0	Hextall		170	Oct. 31	PITTSBURGH	3-0	Boucher
	112	Feb. 8	Quebec	3-0	Hextall		171	Nov. 15	WASHINGTON	5-0	Boucher/ Cechmanek
	113	Feb. 27	Calgary	3-0	Roussel		172	Dec. 1	TAMPA BAY	2-0	Cechmanek
	114	Mar. 1	San Jose	1-0	Hextall	2002-03 (8)	173	Jan. 19	Toronto	3-0	Cechmanek
1992-93 (6)	115	Jan. 10	EDMONTON	4-0	Soderstrom		174	Feb. 9	St. Louis	5-0	Cechmanek
	116	Feb. 11	MONTREAL	0-0	Soderstrom		175	Feb. 27	New Jersey	1-0	Cechmanek
	117	Mar. 5	Washington	3-0	Soderstrom		176	Dec. 14	BUFFALO	2-0	Esche
	118	Apr. 4	TORONTO	4-0	Soderstrom		177	Jan. 3	Anaheim	1-0	Esche
	119	Apr. 10	Toronto	4-0	Soderstrom		178	Jan. 9	NY Islanders	4-0	Cechmanek
	120	Apr. 12	NY RANGERS	1-0	Roussel		179	Feb. 20	LOS ANGELES	5-0	Cechmanek
1993-94 (3)	121	Oct. 15	Washington	3-0	Roussel		180	Feb. 25	Chicago	2-0	Cechmanek
	122	Nov. 26	TAMPA BAY	3-0	Soderstrom		181	Mar. 4	VANCOUVER	3-0	Cechmanek
	123	Dec. 27	Buffalo	2-0	Soderstrom		182	Mar. 29	PITTSBURGH	3-0	Cechmanek
1994-95 (2)	124	Feb. 25	Montreal	7-0	Hextall						
	125	May 2	NY Islanders	2-0	Roussel						

ALL-TIME FLYERS SHUTOUTS (REGULAR SEASON)

					FLYERS										FLYERS							
YEAR	NO.	DATE	OPPONENT	SCORE	GOALIE	YEAR	NO.	DATE	OPPONENT	SCORE	GOALIE	YEAR	NO.	DATE	OPPONENT	SCORE	GOALIE					
2003-04 (7)	183	Apr. 1	COLUMBUS	4-0	Cechmanek	2008-09 (3)	201	Oct. 28	Atlanta	7-0	Niittymaki	2009-10 (5)	201	Oct. 28	Atlanta	7-0	Niittymaki					
	184	Oct. 9	BUFFALO	2-0	Hackett		202	Nov. 21	Buffalo	3-0	Biron		202	Nov. 21	Buffalo	3-0	Biron					
	185	Oct. 16	San Jose	0-0	Hackett		203	Feb. 25	LOS ANGELES	2-0	Biron		203	Feb. 25	LOS ANGELES	2-0	Biron					
	186	Oct. 27	MONTREAL	5-0	Esche	2010-11 (0)	204	Oct. 2	CAROLINA	2-0	Emery		2011-12 (5)	204	Oct. 2	CAROLINA	2-0	Emery				
	187	Nov. 15	ATLANTA	4-0	Hackett		205	Dec. 30	N.Y. RANGERS	6-0	Leighton			205	Dec. 30	N.Y. RANGERS	6-0	Leighton				
	188	Jan. 17	Toronto	4-0	Esche		206	Jan. 21	N.Y. Rangers	2-0	Emery			206	Jan. 21	N.Y. Rangers	2-0	Emery				
	189	Mar. 20	NY RANGERS	3-0	Esche		207	Feb. 1	CALGARY	3-0	Emery			207	Feb. 1	CALGARY	3-0	Emery				
2005-06 (3)	190	Apr. 1	Montreal	2-0	Burke	2011-12 (5)	208	Apr. 6	TORONTO	2-0	Boucher	2012-13 (0)	208	Apr. 6	TORONTO	2-0	Boucher					
	191	Dec. 6	CALGARY	1-0	Niittymaki (OT)		209	Oct. 8	NEW JERSEY	3-0	None		209	Oct. 8	NEW JERSEY	3-0	None					
	192	Jan. 2	Boston	1-0	Niittymaki		210	Mar. 4	WASHINGTON	1-0	Bryzgalov		210	Mar. 4	WASHINGTON	1-0	Bryzgalov					
2006-07 (1)	193	Mar. 15	Florida	4-0	Esche	2007-08 (6)	211	Mar. 8	FLORIDA	5-0	Bryzgalov	2008-09 (3)	211	Mar. 8	FLORIDA	5-0	Bryzgalov					
	194	Oct. 30	CHICAGO	3-0	Esche		212	Mar. 10	TORONTO	1-0	Bryzgalov		212	Mar. 10	TORONTO	1-0	Bryzgalov					
2007-08 (6)	195	Oct. 16	ATLANTA	4-0	Biron		2009-10 (5)	213	Mar. 13	New Jersey	3-0		Bryzgalov	2010-11 (0)	213	Mar. 13	New Jersey	3-0	Bryzgalov			
	196	Oct. 18	NEW JERSEY	4-0	Biron			2011-12 (5)								2012-13 (0)						
	197	Dec. 30	Florida	1-0	Niittymaki																	
	198	Feb. 2	ANAHEIM	3-0	Biron																	
	199	Apr. 4	NEW JERSEY	3-0	Biron																	
	200	Apr. 6	PITTSBURGH	2-0	Biron																	

*For Flyers shutouts in the Playoffs, see Flyers Playoff Section

ALL-TIME SHUTOUTS VS FLYERS 1967-2012

					FLYERS										FLYERS				
YEAR	NO.	DATE	OPPONENT	SCORE	GOALIE	YEAR	NO.	DATE	OPPONENT	SCORE	GOALIE	YEAR	NO.	DATE	OPPONENT	SCORE	GOALIE		
1967-68 (9)	1	Nov. 15	Pittsburgh	5-0	H. Bassen	1971-72 (7)	30	Dec. 12	BOSTON	1-0	G. Cheevers	1972-73 (3)	30	Dec. 12	BOSTON	1-0	G. Cheevers		
	2	Dec. 10	CHICAGO	3-0	D. DeJordy		31	Dec. 18	California	1-0	G. Smith		31	Dec. 18	California	1-0	G. Smith		
	3	Jan. 25	MINNESOTA	3-0	C. Maniago		32	Oct. 21	LOS ANGELES	7-0	G. Edwards		32	Oct. 21	LOS ANGELES	7-0	G. Edwards		
	4	Jan. 28	LOS ANGELES	2-0	T. Sawchuk		33	Nov. 3	Chicago	3-0	G. Smith		33	Nov. 3	Chicago	3-0	G. Smith		
	5	Feb. 14	Oakland	4-0	G. Smith/ C. Hodge		34	Nov. 7	MINNESOTA	3-0	G. Worsley		34	Nov. 7	MINNESOTA	3-0	G. Worsley		
	6	Mar. 2	NY Rangers	4-0	E. Giacomin		35	Dec. 9	NY RANGERS	5-0	G. Villemure		35	Dec. 9	NY RANGERS	5-0	G. Villemure		
	7	Mar. 14	LOS ANGELES	0-0	T. Sawchuk		36	Dec. 19	TORONTO	4-0	J. Plante		36	Dec. 19	TORONTO	4-0	J. Plante		
	8	Mar. 27	St. Louis	3-0	G. Hall		37	Jan. 11	Detroit	5-0	A. Smith		37	Jan. 11	Detroit	5-0	A. Smith		
	9	Mar. 30	PITTSBURGH	2-0	L. Binkley		38	Mar. 5	MONTREAL	4-0	K. Dryden		38	Mar. 5	MONTREAL	4-0	K. Dryden		
1968-69 (10)	10	Nov. 7	ST. LOUIS	8-0	J. Plante	1973-74 (2)	39	Oct. 14	Detroit	5-0	R. Edwards	1974-75 (2)	39	Oct. 14	Detroit	5-0	R. Edwards		
	11	Nov. 21	MONTREAL	3-0	G. Worsley		40	Jan. 7	Buffalo	2-0	D. Dryden		40	Jan. 7	Buffalo	2-0	D. Dryden		
	12	Nov. 30	St. Louis	1-0	G. Hall		41	Mar. 1	LOS ANGELES	2-0	R. Vachon		41	Mar. 1	LOS ANGELES	2-0	R. Vachon		
	13	Dec. 6	Oakland	4-0	G. Smith		42	Oct. 20	Los Angeles	3-0	R. Vachon		42	Oct. 20	Los Angeles	3-0	R. Vachon		
	14	Dec. 12	TORONTO	1-0	J. Bower		43	Oct. 25	MONTREAL	4-0	W. Thomas		43	Oct. 25	MONTREAL	4-0	W. Thomas		
	15	Dec. 14	Montreal	1-0	T. Esposito		44	Jan. 11	Montreal	6-0	M. Larocque		44	Jan. 11	Montreal	6-0	M. Larocque		
	16	Jan. 16	MONTREAL	4-0	R. Vachon		45	Feb. 8	Minnesota	5-0	P. LoPresti		45	Feb. 8	Minnesota	5-0	P. LoPresti		
	17	Jan. 30	CHICAGO	12-0	D. DeJordy		46	Oct. 23	NY Islanders	3-0	G. Resch		46	Oct. 23	NY Islanders	3-0	G. Resch		
	18	Feb. 4	DETROIT	2-0	R. Edwards		47	Jan. 18	Chicago	2-0	T. Esposito		47	Jan. 18	Chicago	2-0	T. Esposito		
1969-70 (8)	19	Feb. 15	CHICAGO	3-0	D. Dryden	1975-76 (3)	48	Apr. 4	NY Rangers	2-0	J. Davidson	1976-77 (3)	48	Apr. 4	NY Rangers	2-0	J. Davidson		
	20	Feb. 15	CHICAGO	3-0	D. Dryden		49	Oct. 7	NY ISLANDERS	3-0	G. Resch		49	Oct. 7	NY ISLANDERS	3-0	G. Resch		
	21	Oct. 11	Minnesota	4-0	C. Maniago		50	Nov. 13	Pittsburgh	1-0	D. Wilson		50	Nov. 13	Pittsburgh	1-0	D. Wilson		
	22	Oct. 26	ST. LOUIS	0-0	J. Plante		51	Feb. 24	Buffalo	2-0	D. Edwards		51	Feb. 24	Buffalo	2-0	D. Edwards		
	23	Nov. 1	St. Louis	8-0	J. Plante		52	Dec. 18	MONTREAL	2-0	K. Dryden		52	Dec. 18	MONTREAL	2-0	K. Dryden		
	24	Dec. 20	St. Louis	3-0	J. Plante		53	Feb. 23	Buffalo	4-0	D. Edwards		53	Feb. 23	Buffalo	4-0	D. Edwards		
	25	Jan. 31	CHICAGO	5-0	T. Esposito		54	Oct. 21	Toronto	2-0	M. Palmateer		54	Oct. 21	Toronto	2-0	M. Palmateer		
	26	Mar. 21	Montreal	2-0	R. Vachon		55	Nov. 1	Atlanta	3-0	D. Bouchard		55	Nov. 1	Atlanta	3-0	D. Bouchard		
	27	Apr. 2	ST. LOUIS	1-0	E. Wakely		56	Nov. 28	Montreal	3-0	K. Dryden		56	Nov. 28	Montreal	3-0	K. Dryden		
1970-71 (3)	28	Apr. 4	MINNESOTA	1-0	G. Worsley	1977-78 (2)	57	Jan. 16	Atlanta	5-0	D. Bouchard	1978-79 (4)	57	Jan. 16	Atlanta	5-0	D. Bouchard		
	29	Oct. 17	Pittsburgh	0-0	L. Binkley		58	Mar. 20	TORONTO	3-0	M. Palmateer		58	Mar. 20	TORONTO	3-0	M. Palmateer		

ALL-TIME SHUTOUTS VS FLYERS 1967-2012

					FLYERS							FLYERS	
YEAR	NO.	DATE	OPPONENT	SCORE	GOALIE		YEAR	NO.	DATE	OPPONENT	SCORE	GOALIE	
1980-81 (5)	59	Nov. 16	Boston	1-0	R. Vachon		117	Jan. 30	Washington	2-0	O. Kolzig		
	60	Dec. 21	WASHINGTON	6-0	M. Palmateer		118	Mar. 1	Dallas	2-0	E. Belfour		
	61	Feb. 5	BUFFALO	4-0	D. Edwards		119	Apr. 2	Carolina	1-0	A. Irbe		
	62	Mar. 30	NY Rangers	0-0	S. Baker		120	Nov. 24	PITTSBURGH	1-0	G. Snow		
	63	Apr. 5	NY RANGERS	2-0	S. Baker		121	Nov. 30	Carolina	2-0	A. Irbe		
1981-82 (2)	64	Nov. 14	Toronto	4-0	V. Tremblay		122	Feb. 24	TAMPA BAY	0-0	K. Weekes		
	65	Feb. 21	BOSTON	1-0	M. Baron		123	Dec. 6	NY ISLANDERS	2-0	G. Snow		
1982-83 (1)	66	Dec. 4	Pittsburgh	0-0	D. Herron		124	Feb. 12	NY ISLANDERS	1-0	G. Snow (OT)		
1983-84 (1)	67	Jan. 27	Vancouver	4-0	R. Brodeur		125	Apr. 10	New Jersey	1-0	M. Brodeur		
1984-85 (1)	68	Dec. 26	Washington	6-0	P. Riffin		126	Nov. 7	NEW JERSEY	1-0	M. Brodeur		
1985-86 (1)	69	Mar. 27	BUFFALO	1-0	J. Cloutier		127	Nov. 23	Toronto	6-0	E. Belfour		
1986-87 (2)	70	Dec. 6	Boston	5-0	B. Ranford		128	Nov. 29	TORONTO	3-0	E. Belfour		
	71	Feb. 16	CALGARY	5-0	R. Lemelin		129	Dec. 2	NEW JERSEY	1-0	M. Brodeur (OT)		
1987-88 (7)	72	Oct. 15	NY ISLANDERS	6-0	K. Hrudey		130	Dec. 28	Phoenix	4-0	S. Burke		
	73	Oct. 27	New Jersey	4-0	A. Chevrier		131	Jan. 25	Boston	1-0	J. Hackett (OT)		
	74	Nov. 14	TORONTO	6-0	K. Wregget		132	Jan. 28	TAMPA BAY	3-0	J. Grahame		
	75	Dec. 30	Edmonton	6-0	G. Fuhr		133	Feb. 10	MINNESOTA	1-0	M. Fernandez		
	76	Jan. 31	Washington	1-0	P. Peeters (OT)		134	Feb. 12	Minnesota	2-0	D. Roloson		
	77	Mar. 19	Pittsburgh	7-0	S. Guenette		135	Oct. 16	San Jose	0-0	E. Nabokov		
	78	Mar. 22	BOSTON	3-0	A. Moog		136	Oct. 21	Los Angeles	4-0	R. Cechmanek		
	79	Jan. 26	WASHINGTON	1-0	C. Malarchuk		137	Dec. 13	NEW JERSEY	2-0	M. Brodeur		
	80	Nov. 18	WINNIPEG	1-0	D. Berthiaume		138	Jan. 10	EDMONTON	3-0	T. Salo		
	81	Dec. 8	Minnesota	7-0	B. Hayward		139	Jan. 9	New Jersey	3-0	M. Brodeur		
1988-89 (1)	82	Dec. 22	Hartford	1-0	D. Reaugh		140	Jan. 28	TAMPA BAY	6-0	S. Burke		
	83	Feb. 2	HARTFORD	2-0	Sidorkiewicz		141	Feb. 5	Montreal	5-0	C. Huot		
1989-90 (1)	84	Mar. 12	Los Angeles	6-0	K. Hrudey		142	Mar. 12	Pittsburgh	2-0	M-A Fleury		
	85	Mar. 16	Washington	6-0	D. Beupre		143	Oct. 5	Pittsburgh	4-0	M-A Fleury		
	86	Mar. 28	WASHINGTON	3-0	D. Beupre		144	Dec. 8	New Jersey	2-0	M. Brodeur		
	87	Oct. 19	MONTREAL	1-0	R. Melanson		145	Feb. 7	NY Islanders	2-0	R. DiPietro		
	88	Oct. 25	Winnipeg	2-0	B. Essensa		146	Mar. 12	Phoenix	4-0	M. Tellqvist		
1991-92 (3)	89	Jan. 23	WINNIPEG	1-0	S. Beaugerard		147	Mar. 21	NY Rangers	5-0	H. Lundqvist		
	90	Oct. 17	New Jersey	2-0	C. Terrieri		148	Nov. 5	NY Rangers	2-0	H. Lundqvist		
	91	Dec. 23	PITTSBURGH	4-0	T. Barraso		149	Jan. 4	New Jersey	3-0	M. Brodeur		
1992-93 (3)	92	Feb. 11	MONTREAL	0-0	A. Racicot		150	Jan. 31	NY RANGERS	4-0	S. Valiquette		
	93	Dec. 4	Calgary	6-0	M. Vernon		151	Feb. 9	NY RANGERS	2-0	S. Valiquette		
	94	Jan. 6	Dallas	8-0	D. Wakaluk		152	Feb. 16	Montreal	1-0	C. Price		
	95	Feb. 5	Boston	4-0	J. Casey		153	Dec. 27	Columbus	3-0	S. Mason		
	96	Feb. 13	PITTSBURGH	3-0	T. Barraso		154	Jan. 31	St. Louis	4-0	C. Mason		
1993-94 (5)	97	Feb. 25	NY Islanders	2-0	R. Hextall		155	Mar. 1	New Jersey	3-0	M. Brodeur		
	98	Feb. 6	Ottawa	3-0	D. Beupre		156	Nov. 28	ATLANTA	2-0	Hedberg		
	99	Feb. 9	FLORIDA	3-0	J. Vanbiesbrouck		157	Dec. 3	Vancouver	3-0	R. Luongo		
	100	Apr. 30	NY Rangers	2-0	G. Healy		158	Dec. 10	Ottawa	2-0	Elliott		
	101	Jan. 13	NY Rangers	4-0	G. Healy		159	Jan. 14	TORONTO	4-0	Toskala		
1995-96 (2)	102	Mar. 3	Washington	3-0	J. Carey		160	Feb. 3	EDMONTON	1-0	Deslauriers		
	103	Oct. 13	CALGARY	1-0	T. Kidd		161	Mar. 23	OTTAWA	2-0	Elliott		
1996-97 (2)	104	Nov. 26	Boston	2-0	B. Ranford		162	Nov. 16	MONTREAL	3-0	C. Price		
	105	Oct. 27	NEW JERSEY	5-0	M. Brodeur		163	Dec. 1	Boston	3-0	T. Thomas		
	106	Nov. 20	SAN JOSE	3-0	M. Vernon		164	Dec. 20	Florida	5-0	T. Vokoun		
	107	Dec. 3	BOSTON	3-0	B. Dafoe		165	Feb. 1	TAMPA BAY	4-0	D. Roloson		
	108	Jan. 24	Detroit	1-0	C. Osgood		166	Feb. 13	Los Angeles	1-0	J. Quick		
1997-98 (5)	109	Feb. 4	Dallas	1-0	R. Turek		167	Mar. 6	N.Y. RANGERS	7-0	H. Lundqvist		
	110	Dec. 4	Buffalo	3-0	D. Hasek		168	Mar. 31	Atlanta	1-0	C. Mason		
	111	Mar. 4	OTTAWA	5-0	D. Rhodes		169	Nov. 26	NY RANGERS	2-0	H. Lundqvist		
	112	Mar. 13	Pittsburgh	4-0	P. Skudra		170	Dec. 17	Boston	6-0	T. Thomas		
	113	Apr. 3	Boston	3-0	B. Dafoe		171	Feb. 7	NY Islanders	1-0	E. Nabokov		
1998-99 (4)	114	Oct. 2	OTTAWA	3-0	P. Lalime		172	Feb. 23	EDMONTON	2-0	D. Dubnyk		
	115	Oct. 7	CAROLINA	2-0	A. Irbe		173	Feb. 28	SAN JOSE	1-0	A. Niemi		
	116	Jan. 14	Atlanta	1-0	N. Maracle								

For Flyers shutouts against in the Playoffs, see Flyers Playoff Section

ALL-TIME FLYERS REGULAR SEASON OVERTIME DECISIONS 1967-2012

GOAL SCORER	DATE	SCORE	OPPONENT	TIME	RECORD
Bobby Clarke	Nov. 20, 1983	6-5	vs. Pittsburgh	2:43	1-0
Ilkka Sinisalo	Jan. 5, 1984	7-6	vs. Winnipeg	2:32	2-0
Tim Kerr	Feb. 19, 1984	3-2	@ NY Rangers	1:33	3-0
Phil Housley	Feb. 21, 1984	4-5	vs. Buffalo	4:09	3-1
Paul MacLean	Dec. 11, 1984	4-5	@ Winnipeg	3:58	3-2
Dave Poulin	Mar. 5, 1985	5-4	@ NY Islanders	2:18	4-2
Murray Craven	Nov. 17, 1985	5-4	vs. NY Islanders	3:52	5-2
Murray Craven	Dec. 22, 1985	3-2	vs. Pittsburgh	2:12	6-2
Jari Kurri	Mar. 2, 1986	1-2	@ Edmonton	1:29	6-3
Doug Crossman	Mar. 15, 1986	6-5	@ Toronto	2:43	7-3
Ilkka Sinisalo	Apr. 5, 1986	4-3	@ Pittsburgh	1:49	8-3
Dave Poulin	Mar. 26, 1987	3-2	vs. Quebec	3:22	9-3
Larry Murphy	Apr. 4, 1987	2-3	@ Washington	3:19	9-4
Kelly Miller	Jan. 31, 1988	0-1	@ Washington	3:27	9-5
Dave Brown	Feb. 15, 1988	5-4	vs. Hartford	3:35	10-5
Dirk Graham	Mar. 13, 1988	4-5	@ Chicago	1:00	10-6
Denis Savard	Mar. 17, 1988	3-4	vs. Chicago	0:37	10-7
Ron Sutter	Oct. 9, 1988	4-3	vs. Buffalo	2:44	11-7
Jim Peplinski	Oct. 23, 1988	4-5	vs. Calgary	4:23	11-8
Joe Nieuwendyk	Nov. 10, 1988	2-3	vs. Calgary	1:29	11-9
Bob Sweeney	Nov. 24, 1988	1-2	@ Boston	0:08	11-10
Brett Hull	Mar. 16, 1989	3-4	vs. St. Louis	3:21	11-11
Mario Lemieux	Apr. 2, 1989	5-6	vs. Pittsburgh	3:38	11-12
Doug Smail	Nov. 18, 1989	0-1	vs. Winnipeg	1:32	11-13
Ron Sutter	Dec. 7, 1989	4-3	vs. Buffalo	0:24	12-13
Kirk Muller	Dec. 22, 1989	4-5	vs. New Jersey	1:18	12-14
Gino Cavallini	Jan. 4, 1990	4-5	@ St. Louis	2:44	12-15
Brian Leetch	Jan. 14, 1990	3-4	@ NY Rangers	1:16	12-16
Dan Quinn	Jan. 18, 1990	2-3	vs. Vancouver	3:39	12-17
Mike Bullard	Feb. 3, 1990	7-6	vs. Minnesota	4:51	13-17
Murray Baron	Mar. 13, 1991	5-4	@ Vancouver	3:09	14-17
Donald Audette	Nov. 8, 1991	3-4	@ Buffalo	1:29	14-18
Brad Jones	Dec. 22, 1991	4-3	vs. Washington	1:10	15-18
Viacheslav Fetisov	Feb. 18, 1992	3-4	@ New Jersey	1:42	15-19
Tony Amonte	Feb. 23, 1992	1-2	@ NY Rangers	4:21	15-20
Rod Brind'Amour	Mar. 12, 1992	5-4	vs. Calgary	1:54	16-20
Andrew Cassels	Apr. 15, 1992	3-4	vs. Hartford	1:38	16-21
Kevin Dineen	Nov. 14, 1992	4-3	@ Montreal	0:48	17-21
Claude Boivin	Dec. 3, 1992	3-2	vs. Quebec	2:03	18-21
Jaromir Jagr	Dec. 17, 1992	4-5	vs. Pittsburgh	2:50	18-22
Ric Nattress	Jan. 24, 1993	5-4	vs. Hartford	2:37	19-22
Bob Sweeney	Jan. 26, 1993	3-4	vs. Buffalo	2:23	19-23
Dimitry Yushkevich	Apr. 16, 1993	5-4	@ Hartford	1:25	20-23
Pierre Turgeon	Nov. 21, 1993	4-5	vs. NY Islanders	0:24	20-24
Kevin Dineen	Nov. 27, 1993	4-3	@ Tampa Bay	0:34	21-24
Guy Carbonneau	Jan. 30, 1994	4-5	@ Montreal	2:29	21-25
Sergei Makarov	Feb. 3, 1994	2-3	vs. San Jose	3:13	21-26
Eric Lindros	Feb. 10, 1994	4-3	vs. Florida	0:50	22-26
Rod Brind'Amour	Feb. 24, 1994	5-4	vs. NY Islanders	1:25	23-26
Neal Broten	Mar. 8, 1994	3-4	vs. Dallas	2:43	23-27
Garry Valk	Mar. 27, 1994	2-3	vs. Anaheim	0:24	23-28
Ray Ferraro	Feb. 2, 1995	4-5	vs. NY Islanders	1:43	23-29
Eric Lindros	Mar. 18, 1995	4-3	@ Florida	2:13	24-29
Rod Brind'Amour	Apr. 16, 1995	4-3	vs. Pittsburgh	1:30	25-29
John LeClair	Apr. 22, 1995	4-3	@ New Jersey	0:54	26-29
Chris Therien	Nov. 19, 1995	3-2	vs. Vancouver	0:32	27-29
Kevin Haller	Nov. 29, 1995	2-1	@ Florida	4:30	28-29
Bill Guerin	Dec. 19, 1995	4-5	@ New Jersey	2:13	28-30
Steve Konowalchuk	Jan. 28, 1996	2-3	@ Washington	4:20	28-31

ALL-TIME FLYERS REGULAR SEASON OVERTIME DECISIONS 1967-2012

GOAL SCORER	DATE	SCORE	OPPONENT	TIME	RECORD
Eric Desjardins	Feb. 1, 1996	3-2	vs. Montreal	4:30	29-31
Bill Guerin	Mar. 10, 1996	2-3	vs. New Jersey	3:45	29-32
Bob Corkum	Mar. 29, 1996	6-5	@ Buffalo	3:50	30-32
Rod Brind'Amour	Oct. 10, 1996	5-4	vs. Los Angeles	0:33	31-32
Eric Lindros	Feb. 22, 1997	4-3	@ Florida	4:03	32-32
Fredrik Olausson	Mar. 8, 1997	2-3	@ Pittsburgh	0:19	32-33
Mike Peca	Mar. 11, 1997	2-3	@ Buffalo	0:42	32-34
Eric Lindros	Mar. 13, 1997	5-4	vs. Edmonton	4:16	33-34
Eric Lindros	Oct. 13, 1997	3-2	@ San Jose	1:49	34-34
Michal Pivonka	Jan. 31, 1998	2-3	vs. Washington	2:23	34-35
Alexandre Daigle	Mar. 8, 1998	4-3	vs. Pittsburgh	4:03	35-35
Shjon Podein	Mar. 22, 1998	5-4	vs. NY Rangers	4:39	36-35
Keith Jones	Nov. 22, 1998	2-1	@ Florida	0:26	37-35
Dave Andreychuk	Dec. 10, 1998	4-5	vs. New Jersey	1:18	37-36
Valeri Zelepukin	Dec. 29, 1998	4-3	@ Calgary	1:57	38-36
Wendel Clark	Mar. 28, 1999	2-3	@ Detroit	2:26	38-37
Bobby Holik	Apr. 16, 1999	2-3	@ New Jersey	3:27	38-38
Brian Savage	Oct. 14, 1999	4-5	vs. Montreal	3:22	38-39
Valeri Zelepukin	Oct. 28, 1999	5-4	vs. Colorado	4:51	39-39
Mark Recchi	Nov. 26, 1999	3-2	vs. Toronto	4:08	40-39
Adam Burt	Dec. 29, 1999	3-2	@ Vancouver	2:34	41-39
John LeClair	Feb. 12, 2000	3-2	vs. Buffalo	2:26	42-39
Luke Richardson	Feb. 24, 2000	4-3	vs. Pittsburgh	4:51	43-39
Mariusz Czerkawski	Mar. 5, 2000	3-4	vs. NY Islanders	0:59	43-40
Eric Desjardins	Mar. 8, 2000	3-2	@ Tampa Bay	3:49	44-40
Jozef Stumpel	Mar. 23, 2000	2-3	vs. Los Angeles	1:20	44-41
Mark Recchi	Nov. 15, 2000	2-1	@ Toronto	3:26	45-41
Dan McGillis	Nov. 17, 2000	3-2	@ Atlanta	1:01	46-41
Dan McGillis	Dec. 23, 2000	2-1	vs. Carolina	3:50	47-41
Keith Primeau	Jan. 8, 2001	2-1	@ St. Louis	1:59	48-41
Theoren Fleury	Jan. 16, 2001	3-4	@ NY Rangers	2:46	48-42
Roman Hamrlik	Feb. 22, 2001	3-4	@ NY Islanders	4:42	48-43
Brian Savage	Apr. 5, 2001	2-3	@ Montreal	3:49	48-44
John LeClair	Apr. 7, 2001	4-3	vs. Pittsburgh	4:39	49-44
John LeClair	Nov. 10, 2001	3-2	@ Florida	4:17	50-44
Jozef Stumpel	Nov. 29, 2001	2-3	vs. Boston	3:22	50-45
Mark Recchi	Dec. 22, 2001	4-3	vs. Carolina	0:27	51-45
Denis Arhipov	Jan. 24, 2002	2-3	vs. Nashville	1:16	51-46
Marty Murray	Jan. 29, 2002	3-2	vs. Pittsburgh	1:47	52-46
Michael Peca	Feb. 12, 2002	0-1	vs. NY Islanders	4:51	52-47
John LeClair	Nov. 5, 2002	2-1	@ Carolina	1:56	53-47
Justin Williams	Nov. 30, 2002	2-1	@ Montreal	4:53	54-47
Brian Gionta	Dec. 2, 2002	0-1	vs. New Jersey	2:51	54-48
Michal Handzus	Dec. 5, 2002	3-2	vs. NY Rangers	4:23	55-48
Eric Desjardins	Dec. 27, 2002	2-1	@ Colorado	1:38	56-48
Brian Rolston	Jan. 25, 2003	0-1	@ Boston	0:31	56-49
Michal Handzus	Feb. 13, 2003	4-3	@ St. Louis	2:02	57-49
Jeremy Roenick	Mar. 1, 2003	3-2	@ Boston	1:00	58-49
Peter Forsberg	Mar. 8, 2003	1-2	vs. Colorado	0:26	58-50
Peter Bondra	Mar. 10, 2003	1-2	@ Washington	0:21	58-51
Rob Niedermayer	Oct. 22, 2003	3-4	@ Anaheim	1:10	58-52
Marcus Ragnarsson	Nov. 8, 2003	2-1	@ NY Rangers	1:01	59-52
Simon Gagne	Nov. 13, 2003	4-3	vs. Vancouver	1:47	60-52
Dean McAmmond	Dec. 16, 2003	2-3	vs. Calgary	3:33	60-53
Martin St. Louis	Dec. 18, 2003	4-5	vs. Tampa Bay	2:03	60-54
Milan Hejduk	Dec. 27, 2003	2-3	@ Colorado	1:42	60-55
Valeri Bure	Jan. 8, 2004	3-4	vs. Florida	2:56	60-56
Glen Murray	Feb. 28, 2004	2-3	@ Boston	1:21	60-57
Mike Rathje	Oct. 14, 2005	6-5	vs. Pittsburgh	3:17	61-57

ALL-TIME FLYERS REGULAR SEASON OVERTIME DECISIONS 1967-2012

GOAL SCORER	DATE	SCORE	OPPONENT	TIME	RECORD
Mike Ribeiro	Oct. 25, 2005	2-3	@ Montreal	2:28	61-58
Joni Pitkanen	Oct. 27, 2005	5-4	vs. Florida	1:13	62-58
Joni Pitkanen	Nov. 8, 2005	4-3	vs. Boston	1:55	63-58
Sidney Crosby	Nov. 16, 2005	2-3	vs. Pittsburgh	4:13	63-59
Greg de Vries	Nov. 18, 2005	5-6	vs. Atlanta	3:05	63-60
Sami Kapanen	Dec. 28, 2005	4-3	@ Atlanta	0:13	64-60
Sami Kapanen	Dec. 29, 2005	4-3	@ Carolina	1:27	65-60
Simon Gagne	Jan. 5, 2006	4-3	@ NY Rangers	0:07	66-60
Alex Tanguay	Jan. 14, 2006	3-4	vs. Colorado	4:14	66-61
Joni Pitkanen	Jan. 30, 2006	3-2	@ NY Rangers	1:28	67-61
Jaromir Jagr	Feb. 4, 2006	3-4	vs. NY Rangers	1:24	67-62
Daniel Briere	Nov. 11, 2006	4-5	@ Buffalo	0:21	67-63
Wade Redden	Nov. 22, 2006	2-3	vs. Ottawa	4:39	67-64
Brad Lukowich	Feb. 1, 2007	5-6	vs. New Jersey	4:10	67-65
Simon Gagne	Feb. 10, 2007	4-3	vs. St. Louis	0:27	68-65
Glen Wesley	Feb. 22, 2007	2-3	@ Carolina	0:16	68-66
Trent Hunter	Feb. 27, 2007	5-6	@ NY Islanders	4:29	68-67
Scottie Upshall	Mar. 1, 2007	4-3	@ Boston	4:50	69-67
Simon Gagne	Mar. 6, 2007	5-4	vs. New Jersey	1:47	70-67
Bryan McCabe	Apr. 3, 2007	2-3	@ Toronto	2:18	70-68
Simon Gagne	Oct. 20, 2007	3-2	vs. Carolina	0:48	71-68
Nicklas Backstrom	Nov. 23, 2007	3-4	vs. Washington	1:55	71-69
Aaron Ward	Jan. 12, 2008	3-4	vs. Boston	0:43	71-70
Scott Hartnell	Jan. 29, 2008	3-2	vs. Los Angeles	4:31	72-70
Olli Jokinen	Feb. 23, 2008	1-2	vs. Florida	3:44	72-71
Pavel Kubina	Mar. 11, 2008	3-4	@ Toronto	4:04	72-72
Aaron Ward	Mar. 15, 2008	2-3	@ Boston	2:17	72-73
Michael Richards	Mar. 25, 2008	2-1	@ NY Rangers	2:16	73-73
Pascal Dupuis	Oct. 14, 2008	2-3	@ Pittsburgh	4:49	73-74
Dan Boyle	Oct. 18, 2008	4-5	@ San Jose	1:25	73-75
Jeff Carter	Oct. 25, 2008	3-2	vs. New Jersey	3:44	74-75
Jeff Carter	Oct. 30, 2008	3-2	vs. NY Islanders	4:37	75-75
Michael Richards	Nov. 22, 2008	4-3	vs. Phoenix	1:35	76-75
Sergei Samsonov	Nov. 28, 2008	2-3	vs. Carolina	3:53	76-76
Michael Richards	Dec. 2, 2008	4-3	vs. Tampa Bay	2:05	77-76
Patrik Elias	Dec. 4, 2008	2-3	vs. New Jersey	2:46	77-77
Jeff Carter	Dec. 6, 2008	2-1	@ Carolina	3:34	78-77
Randy Jones	Feb. 7, 2009	4-3	@ Boston	3:00	79-77
Mathieu Schneider	Feb. 27, 2009	3-4	vs. Montreal	3:21	79-78
Danny Briere	Oct. 6, 2009	6-5	Washington	3:52	80-78
Marco Sturm	Jan. 1, 2010	1-2	Boston	1:57	80-79
Simon Gagne	Feb. 10, 2010	3-2	New Jersey	3:27	81-79
Tim Connolly	Mar. 5, 2010	2-3	Buffalo	2:31	81-80
Kyle Brodziak	Mar. 25, 2010	3-4	Minnesota	2:33	81-81
Carlo Colaiacovo	Oct. 9, 2010	1-2	St. Louis	1:47	81-82
Mike Green	Nov. 7, 2010	2-3	Washington	0:29	81-83
Michael Richards	Dec. 11, 2010	2-1	Boston	4:57	82-83
Andrej Meszaros	Nov. 18, 2011	3-2	Washington	1:07	83-83
Shane Doan	Feb. 22, 2011	2-3	Phoenix	2:41	83-84
Andrej Meszaros	Feb. 24, 2011	4-3	N.Y. Islanders	4:42	84-84
Ron Hainsey	Mar. 12, 2011	4-5	Atlanta	1:17	84-85
Thomas Vanek	Apr. 8, 2011	3-4	Buffalo	1:16	84-86
Jack Johnson	Oct. 15, 2011	2-3	Los Angeles	1:39	84-87
Brett Connolly	Nov. 9, 2011	1-2	Tampa Bay	2:30	84-88
Danny Briere	Nov. 23, 2011	4-3	NY Islanders	2:34	85-88
Claude Giroux	Dec. 2, 2011	4-3	Anaheim	3:29	86-88
Claude Giroux	Dec. 7, 2011	5-4	Buffalo	2:37	87-88
Danny Briere	Jan. 7, 2012	3-2	Ottawa	4:54	88-88
Jaromir Jagr	Feb. 21, 2012	5-4	Winnipeg	4:16	89-88
Scott Hartnell	Mar. 18, 2012	3-2	Pittsburgh	4:59*	90-88

*Goal scored with 0:00.9 remaining; is the franchise record for latest overtime goal.

FLYERS YEAR-BY-YEAR SHOOTOUT RESULTS 1967-2012

2011-12 SHOOTOUT RESULTS (11 GAMES, 4-7 RECORD)

DATE	OPP	RESULT	FINAL	SO	FLY	OPP	DECIDING GOAL	GOALTENDERS
Nov. 3	vs. NJD	L	3-4	2-1	1/3	2/3	Patrick Elias	Hedberg/Bobrovsky
Dec. 19	@ COL	L	2-3	3-2	2/3	3/3	Ryan O'Reilly	Giguere/Bryzgalov
Jan. 22	vs. BOS	L	5-6	2-1	2/2	1/3	Tyler Seguin	Thomas/Bryzgalov
Jan. 24	@ FLA	W	3-2	1-0	1/3	0/3	Claude Giroux	Clemmensen/Bobrovsky
Jan. 31	vs. WPG	L	1-2	1-0	0/3	3/3	Bryan Little	Pavelec/Bryzgalov
Feb. 7	vs. NYI	L	0-1	2-0	0/2	2/2	Frans Nielsen	Nabokov/Bryzgalov
Feb. 25	@ CGY	W	5-4	2-1	2/5	1/5	Matt Read	Kiprusoff/Bryzgalov
Mar. 10	@ TOR	W	1-0	1-0	1/2	0/3	Claude Giroux	Gustavsson/Bryzgalov
Mar. 17	@ BOS	L	2-3	3-2	2/3	3/3	Patrice Bergeron	Thomas/Bryzgalov
Mar. 22	vs. WSH	W	2-1	2-1	2/4	1/4	Wayne Simmonds	Holtby/Bryzgalov
Mar. 31	vs. OTT	L	3-4	2-1	1/3	2/2	Jason Spezza	Anderson/Bobrovsky
Team Totals	Goals	Att.	Pct.					
FLYERS	13	33	39.4%					
Opponent	16	34	47.1%					

2010-11 SHOOTOUT RESULTS (10 GAMES, 3-7 RECORD)

DATE	OPP	RESULT	FINAL	SO	FLY	OPP	DECIDING GOAL	GOALTENDERS
Nov. 20	@ WSH	W	5-4	1-0	1/2	0/3	Danny Briere	Neuvirth/Boucher
Nov. 26	vs CGY	L	2-3	0-1	1/3	2/3	Rene Bourque	Kiprusoff/Bobrovsky
Nov. 27	@ NJD	L	1-2	0-1	1/4	2/4	Travis Zajac	Hedberg/Boucher
Dec. 8	vs SJS	L	4-5	0-1	0/2	2/2	Logan Couture	Nittymaki/Bobrovsky
Feb. 15	@ TBL	W	4-3	1-0	2/7	1/7	Kimmo Timonen	Roloson/Boucher
Mar. 17	@ ATL	L	3-4	0-1	0/2	2/3	Rob Schremp	Pavelec/Boucher
Mar. 19	@ DAL	W	3-2	1-0	2/6	1/6	Ville Leino	Lehtonen/Bobrovsky
Mar. 22	vs WSH	L	4-5	0-1	2/3	3/3	Alexander Semin	Neuvirth/Boucher
Mar. 24	vs PIT	L	1-2	0-1	1/4	2/4	Chris Kunitz	Flury/Bobrovsky
Apr. 3	vs NYR	L	2-3	0-1	0/2	2/2	Erik Christensen	Lundqvist/Bobrovsky
Team Totals	Goals	Att.	Pct.					
FLYERS	7	18	38.8%					
Opponent	6	16	37.5%					

2009-10 SHOOTOUT RESULTS (7 GAMES, 4-3 RECORD)

DATE	OPP	RESULT	FINAL	SO	FLY	OPP	DECIDING GOAL	GOALTENDERS
Oct. 10	vs ANH	L	2-3	0-1	0/3	1/2	Teemu Selanne	Hiller/Emery
Oct. 22	vs BOS	W	4-3	1-0	1/3	0/3	Claude Giroux	Rask/Emery
Nov. 7	vs STL	W	2-1	1-0	2/3	1/3	Mika Pyoral	Mason/Emery
Dec. 17	vs PIT	L	2-3	0-1	0/1	2/2	Kris Letang	Flury/Boucher
Dec. 26	@ CAR	W	4-3	1-0	2/2	0/1	Danny Briere	Ward/Leighton
Mar. 16	@ NSH	L	3-4	0-1	0/3	1/2	Martin Erat	Rinne/Boucher
Apr. 11	vs NYR	W	2-1	1-0	2/3	1/3	Claude Giroux	Lundqvist/Boucher
Team Totals	Goals	Att.	Pct.					
FLYERS	7	18	38.8%					
Opponent	6	16	37.5%					

2008-09 SHOOTOUT RESULTS (10 GAMES, 4-6 RECORD)

DATE	OPP	RESULT	FINAL	SO	FLY	OPP	DECIDING GOAL	GOALTENDERS
Oct. 22	SJ	L	6-7	0-2	0/2	2/2	Joe Pavelski	Nabokov/Biron
Nov. 13	@ PIT	L	4-5	0-1	0/6	1/6	Alex Goligoski	Sabourin/Biron
Dec. 11	CAR	W	6-5	2-0	2/2	0/2	Simon Gagne	Leighton/Biron
Dec. 21	@ NJ	L	2-3	1-2	1/5	2/5	Travis Zajac	Clemmensen/Nittymaki
Jan. 2	@ ANA	W	5-4	1-0	1/2	0/3	Mike Richards	Giguere/Biron
Jan. 3	@ LA	L	1-2	0-2	0/2	2/3	Patrick O'Sullivan	Quick/Nittymaki
Jan. 6	@ WSH	L	1-2	0-1	0/3	1/3	Viktor Kozlov	Theodore/Biron
Jan. 16	@ FLA	W	3-2	1-0	1/2	0/3	Simon Gagne	Vokoun/Nittymaki
Mar. 28	@ NYI	W	4-3	2-1	2/2	1/3	Mike Richards	Danis/Biron
Apr. 4	@ OTT	L	3-4	1-2	1/5	2/5	Mike Fisher	Auld/Nittymaki
Team Totals	Goals	Att.	Pct.					
FLYERS	10	35	28.5%					
Opponent	17	37	45.9%					

FLYERS YEAR-BY-YEAR SHOOTOUT RESULTS 1967-2012

2007-08 SHOOTOUT RESULTS (9 GAMES, 3-6 RECORD)

DATE	OPP	RESULT	FINAL	SO	FLY	OPP	DECIDING GOAL	GOALTENDERS
Nov. 15	NYR	L	3-4	0-1	0/3	1/2	Brendan Shanahan	Lundqvist/Biron
Dec. 15	CAR	L	5-6	2-3	2/3	3/3	Rod Brind'Amour	Grahame/Biron
Dec. 22	BUF	L	5-6	0-1	0/3	1/2	Ales Kotalik	Miller/Biron
Feb. 19	@ OTT	L	2-3	1-2	1/3	2/3	Jason Spezza	Emery/Biron
Feb. 25	@ BUF	W	4-3	2-1	2/3	1/3	Danny Briere	Miller/Biron
Mar. 2	@ NYR	L	4-5	0-2	0/2	2/2	Brendan Shanahan	Valiquette/Biron
Mar. 21	NYR	W	4-3	2-0	2/2	0/2	Mike Richards	Valiquette/Biron
Mar. 28	@ NJ	L	4-5	2-3	2/3	3/3	J. Langenbrunner	Brodeur/Biron
Mar. 29	@ NYI	W	4-3	1-0	1/3	0/3	Danny Briere	Dubielewicz/Niittymaki
Team Totals	Goals	Att.	Pct.					
FLYERS	10	25	40.0%					
Opponent	13	23	56.5%					

2006-07 SHOOTOUT RESULTS (7 GAMES, 1-6 RECORD)

DATE	OPP	RESULT	FINAL	SO	FLY	OPP	DECIDING GOAL	GOALTENDERS
Oct. 7	NYR	L	4-5	0-1	0/13	1/13	Marcel Hossa	Lundqvist/Niittymaki
Oct. 26	ATL	W	3-2	2-1	2/3	1/3	Peter Forsberg	Lehtonen/Niittymaki
Dec. 2	NJ	L	3-4	0-2	0/2	2/2	Zach Parise	Brodeur/Niittymaki
Jan. 20	@ NJ	L	3-4	0-1	0/3	1/2	Brian Gionta	Brodeur/Niittymaki
Jan. 30	TB	L	3-4	0-2	0/2	2/2	Vincent Lecavalier	Holmqvist/Esche
Feb. 8	PIT	L	4-5	0-1	0/3	1/3	Sidney Crosby	Feury/Niittymaki
Mar. 4	@ PIT	L	3-4	0-2	0/2	2/3	Erik Christensen	Feury/Biron
Team Totals	Goals	Att.	Pct.					
FLYERS	2	28	7.1%					
Opponent	10	28	35.7%					

2005-06 SHOOTOUT RESULTS (10 GAMES, 4-6 RECORD)

DATE	OPP	RESULT	FINAL	SO	FLY	OPP	DECIDING GOAL	GOALTENDERS
Dec. 3	@ NSH	L	3-4	0-2	0/2	2/2	Steve Sullivan	Vokoun/Niittymaki
Dec. 6	CGY	W	1-0	1-0	1/2	0/3	Mike Richards	Kiprusoff/Niittymaki
Dec. 19	BUF	L	1-2	1-2	1/4	2/4	Maxim Afinogenov	Miller/Niittymaki
Dec. 26	@ FLA	W	3-2	1-0	1/4	0/4	Michal Handzus	Luongo/Niittymaki
Dec. 31	@ WSH	L	3-4	1-2	1/3	2/3	Brian Willsie	Kolzig/Niittymaki
Jan. 17	CAR	L	3-4	2-3	2/4	3/4	Rod Brind'Amour	Gerber/Niittymaki
Mar. 1	@ NJ	L	1-2	0-1	0/3	1/2	Viktor Kozlov	Brodeur/Esche
Mar. 6	MTL	W	5-4	2-1	2/4	1/4	Petr Nedved	Huet/Esche
Mar. 8	CAR	W	3-2	2-1	2/4	1/4	Simon Gagne	Gerber/Niittymaki
Apr. 4	@ NYR	L	2-3	1-2	1/3	2/2	Petr Sykora	Weekes/Esche
Team Totals	Goals	Att.	Pct.					
FLYERS	11	33	33.3%					
Opponent	14	32	43.8%					

FLYERS ALL-TIME SHOOTOUT GOALTENDING

GOALTENDER	GAMES	WON	LOST	GA	SA	SAVE %
Martin Biron	14	4	10	20	40	0.500
Robert Esche	4	1	3	6	10	0.400
Antero Niittymaki	18	7	11	22	68	0.324
Brian Boucher	8	3	5	10	20	0.500
Ray Emery	18	6	12	26	51	0.490
Michael Leighton*	1	1	0	0	1	1.000
Ilya Bryzgalov*	9	3	6	24	27	0.111
Sergei Bobrovsky	2	1	1	6	6	0.000
Team Totals	74	26	48	114	223	0.589

* = Still active on Flyers Roster

FLYERS YEAR-BY-YEAR SHOOTOUT RESULTS 1967-2012

FLYERS ALL-TIME SHOOTOUT SCORING

PLAYER	GOALS	SHOTS	SHOOTING %	GDG	
Danny Briere*	12	32	37.5%	4	(2/25/2008, 3/29/2008, 12/26/2009, 11/20/2010)
Kyle Calder	0	1	0.0%		
Jeff Carter	3	19	15.8%		
Sean Couturier*	0	1	0.0%		
Peter Forsberg	4	12	33.3%	1	(10/26/2006)
Simon Gagne	5	20	25.0%	3	(3/8/2006, 12/11/2008, 1/16/2009)
Claude Giroux*	10	25	40.0%	4	(10/22/2009, 4/11/2010, 1/24/12, 3/10/12)
Michal Handzus	2	4	50.0%	1	(12/26/2005)
Jaromir Jagr	0	1	0.0%		
Sami Kapanen	0	1	0.0%		
Mike Knuble	0	3	0.0%		
Ville Leino	2	2	100.0%	1	(3/19/11)
Joffrey Lupul	1	3	33.3%		
Freddy Meyer	0	1	0.0%		
Petr Nedved	1	5	20.0%	1	(3/6/2006)
Joni Pitkanen	0	1	0.0%		
Mika Pyoral	1	1	100.0%	1	(11/7/2009)
Matt Read*	4	6	66.7%	1	(2/25/12)
Michael Richards	11	38	28.9%	4	(12/6/2005, 3/21/2008, 1/2/2009, 3/28/2009)
Randy Robitaille	0	1	0.0%		
Stefan Ruzicka	0	1	0.0%		
Geoff Sandersen	0	1	0.0%		
Brayden Schenn*	0	1	0.0%		
Jon Sim	0	1	0.0%		
Wayne Simmonds*	1	6	16.7%	1	(3/22/12)
Kimmo Timonen*	2	6	33.3%	1	(2/15/2011)
R.J. Umberger	0	1	0.0%		
James van Riemsdyk	1	2	50.0%	0	
Kris Versteeg	0	2	0.0%		
Jakub Voracek*	0	1	0.0%		
Nikolay Zherdev	1	2	50.0%		
Team Totals	32	120	26.6%	13	

* = Still active on Flyers Roster

FLYERS ALL-TIME SHOOTOUT RESULTS VS. NHL TEAMS

ANAHEIM (1-0)

YEAR	DATE	H/R	RESULT	FINAL	SO	FLY	OPP	DECIDING GOAL	GOALTENDERS
2008-09	Jan. 2	@ANA	W	5-4	1-0	1/2	0/3	Michael Richards	Giguere/Biron

ATLANTA (1-1)

YEAR	DATE	H/R	RESULT	FINAL	SO	FLY	OPP	DECIDING GOAL	GOALTENDERS
2006-07	Oct. 26	vs. ATL	W	3-2	2-1	2/3	1/3	Peter Forsberg	Lehtonen/Niittymaki
2010-11	Mar. 17	@ATL	L	3-4	0-1	0/2	2/3	Rob Schremp	Pavelec/Boucher

BOSTON (1-2)

YEAR	DATE	H/R	RESULT	FINAL	SO	FLY	OPP	DECIDING GOAL	GOALTENDERS
2009-10	Oct. 22	vs. BOS	W	4-3	1-0	1/3	0/3	Claude Giroux	Rask/Emery
2011-12	Jan. 22	vs. BOS	L	6-5	2-1	1/3	2/2	Tyler Seguin	Thomas/Bryzgalov
2011-12	Mar. 17	@BOS	L	3-2	3-2	2/3	3/3	Patrice Bergeron	Thomas/Bryzgalov

BUFFALO (1-2)

YEAR	DATE	H/R	RESULT	FINAL	SO	FLY	OPP	DECIDING GOAL	GOALTENDERS
2005-06	Dec. 19	vs. BUF	L	1-2	1-2	1/4	2/4	Maxim Afinogenov	Miller/Niittymaki
2007-08	Dec. 22	vs. BUF	L	5-6	0-1	0/3	1/2	Ales Kotalik	Miller/Biron
2007-08	Feb. 25	@BUF	W	4-3	2-1	2/3	1/3	Danny Briere	Miller/Biron

CALGARY (2-1)

YEAR	DATE	H/R	RESULT	FINAL	SO	FLY	OPP	DECIDING GOAL	GOALTENDERS
2005-06	Dec. 6	vs. CGY	W	1-0	1-0	1/2	0/3	Michael Richards	Kiprusoff/Niittymaki
2010-11	Nov. 26	vs. CGY	L	2-3	0-1	1/3	2/3	Rene Bourque	Kiprusoff/Bobrovsky
2011-12	Feb. 25	@CGY	W	5-4	2-1	2/5	1/5	Matt Read	Kiprusoff/Bryzgalov

CAROLINA (3-2)

YEAR	DATE	H/R	RESULT	FINAL	SO	FLY	OPP	DECIDING GOAL	GOALTENDERS
2005-06	Jan. 17	vs. CAR	L	3-4	2-3	2/4	3/4	Rod Brind'Amour	Gerber/Niittymaki
2005-06	Mar. 8	vs. CAR	W	3-2	2-1	2/4	1/4	Simon Gagne	Gerber/Niittymaki
2007-08	Dec. 15	vs. CAR	L	5-6	2-3	2/3	3/3	Rod Brind'Amour	Grahame/Biron
2008-09	Dec. 11	vs. CAR	W	6-5	2-0	2/2	0/2	Simon Gagne	Leighton/Biron
2009-10	Dec. 26	@CAR	W	4-3	1-0	2/2	0/1	Danny Briere	Ward/Leighton

CHICAGO: 0 Shootouts

COLORADO: (0-1)

YEAR	DATE	H/R	RESULT	FINAL	SO	FLY	OPP	DECIDING GOAL	GOALTENDERS
2011-12	Dec. 19	@COL	L	3-2	3-2	2/3	3/3	Ryan O'Reilly	Giguere/Bryzgalov

COLUMBUS: 0 Shootouts

DALLAS (1-0)

YEAR	DATE	H/R	RESULT	FINAL	SO	FLY	OPP	DECIDING GOAL	GOALTENDERS
2010-11	Mar. 19	@DAL	W	3-2	1-0	2/6	1/6	Ville Leino	Lehtonen/Bobrovsky

DETROIT: 0 Shootouts

EDMONTON: 0 Shootouts

FLYERS ALL-TIME SHOOTOUT RESULTS VS. NHL TEAMS

FLORIDA (3-0)

YEAR	DATE	H/R	RESULT	FINAL	SO	FLY	OPP	DECIDING GOAL	GOALTENDERS
2005-06	Dec. 26	@FLA	W	3-2	1-0	1/4	0/4	Michal Handzus	Luongo/Niittymaki
2008-09	Jan. 16	@FLA	W	3-2	1-0	1/2	0/3	Simon Gagne	Vokoun/Niittymaki
2011-12	Jan. 24	@FLA	W	3-2	1-0	1/3	0/3	Claude Giroux	Clemmensen/Bobrovsky

LOS ANGELES (0-1)

YEAR	DATE	H/R	RESULT	FINAL	SO	FLY	OPP	DECIDING GOAL	GOALTENDERS
2008-09	Jan. 3	@LAK	L	1-2	0-2	0/2	2/3	Patrick O'Sullivan	Quick/Niittymaki

MINNESOTA: 0 Shootouts

MONTREAL (1-0)

YEAR	DATE	H/R	RESULT	FINAL	SO	FLY	OPP	DECIDING GOAL	GOALTENDERS
2005-06	Mar. 6	vs. MTL	W	5-4	2-1	2/4	1/4	Petr Nedved	Huet/Esche

NASHVILLE (0-2)

YEAR	DATE	H/R	RESULT	FINAL	SO	FLY	OPP	DECIDING GOAL	GOALTENDERS
2005-06	Dec. 3	@NSH	L	3-4	0-2	0-2	2/2	Steve Sullivan	Vokoun/Niittymaki
2009-10	Mar. 16	@NSH	L	3-4	0-1	0/3	1/2	Martin Erat	Rinne/Boucher

NEW JERSEY (0-7)

YEAR	DATE	H/R	RESULT	FINAL	SO	FLY	OPP	DECIDING GOAL	GOALTENDERS
2005-06	Mar. 1	@NJD	L	1-2	0-1	0/3	1/2	Viktor Kozlov	Brodeur/Esche
2006-07	Dec. 2	vs. NJD	L	3-4	0-2	0/2	2/2	Zach Parise	Brodeur/Niittymaki
2006-07	Jan. 20	@NJD	L	3-4	0-1	0/3	1/2	Brian Gionta	Brodeur/Niittymaki
2007-08	Mar. 28	@NJD	L	4-5	2-3	2/3	3/3	J. Langenbrunner	Brodeur/Biron
2008-09	Dec. 21	@NJD	L	2-3	1-2	1/5	2/5	Travis Zajac	Clemmensen/Niittymaki
2010-11	Nov. 27	@NJD	L	1-2	0-1	1/4	2/4	Travis Zajac	Hedberg/Boucher
2011-12	Nov. 3	vs. NJD	L	4-3	2-1	1/3	2/3	Patrick Elias	Hedberg/Bobrovsky

NY ISLANDERS (2-0)

YEAR	DATE	H/R	RESULT	FINAL	SO	FLY	OPP	DECIDING GOAL	GOALTENDERS
2007-08	Mar. 29	@NYI	W	4-3	1-0	1/3	0/3	Danny Briere	Dubielewicz/Niittymaki
2008-09	Mar. 28	@NYI	W	4-3	2-1	2/2	1/3	Michael Richards	Danis/Biron
2011-12	Feb. 7	vs. NYI	L	1-0	2-0	0/2	2/2	Frans Nielsen	Nabokov/Bryzgalov

NY RANGERS (2-5)

YEAR	DATE	H/R	RESULT	FINAL	SO	FLY	OPP	DECIDING GOAL	GOALTENDERS
2005-06	Apr. 4	@NYR	L	2-3	1-2	1/3	2/2	Petr Sykora	Weekes/Esche
2006-07	Oct. 7	vs. NYR	L	4-5	0-1	0/13	1/13	Marcel Hossa	Lundqvist/Niittymaki
2007-08	Nov. 15	vs. NYR	L	3-4	0-1	0/3	1/2	Brendan Shanahan	Lundqvist/Biron
2007-08	Mar. 2	@NYR	L	4-5	0-2	0/2	2/2	Brendan Shanahan	Valiquette/Biron
2007-08	Mar. 21	vs. NYR	W	4-3	2-0	2/2	0/2	Michael Richards	Valiquette/Biron
2009-10	Apr. 11	vs. NYR	W	2-1	1-0	2/3	1/3	Claude Giroux	Lundqvist/Boucher
2010-11	Apr. 3	vs. NYR	L	2-3	0-1	0/2	2/2	Erik Christensen	Lundqvist/Bobrovsky

OTTAWA (0-3)

YEAR	DATE	H/R	RESULT	FINAL	SO	FLY	OPP	DECIDING GOAL	GOALTENDERS
2007-08	Feb. 19	@OTT	L	2-3	1-2	1/3	2/3	Jason Spezza	Emery/Biron
2008-09	Apr. 4	@OTT	L	3-4	1-2	1/5	2/5	Mike Fisher	Auld/Niittymaki
2011-12	Mar. 31	vs. OTT	L	4-3	2-1	1/3	2/2	Jason Spezza	Anderson/Bobrovsky

FLYERS ALL-TIME SHOOTOUT RESULTS VS. NHL TEAMS

PHOENIX: 0 Shootouts

PITTSBURGH (0-5)

YEAR	DATE	H/R	RESULT	FINAL	SO	FLY	OPP	DECIDING GOAL	GOALTENDERS
2006-07	Feb. 8	vs. PIT	L	4-5	0-1	0/3	1/3	Sidney Crosby	Fleury/Niittymaki
2006-07	Mar. 4	@PIT	L	3-4	0-2	0/2	2/3	Erik Christensen	Fleury/Biron
2008-09	Nov. 13	@PIT	L	4-5	0-1	0/6	1/6	Alex Goligoski	Sabourin/Biron
2009-10	Dec. 17	vs. PIT	L	2-3	0-1	0/1	2/2	Kris Letang	Fleury/Boucher
2010-11	Mar. 24	vs. PIT	L	1-2	0-1	1/4	2/4	Chris Kunitz	Fleury/Bobrovsky

SAN JOSE (0-2)

YEAR	DATE	H/R	RESULT	FINAL	SO	FLY	OPP	DECIDING GOAL	GOALTENDERS
2008-09	Oct. 22	vs. SJS	L	6-7	0-2	0/2	2/2	Joe Pavelski	Nabokov/Biron
2010-11	Dec. 8	vs. SJS	L	4-5	0-1	0/2	2/2	Logan Couture	Auld/Niittymaki

ST. LOUIS (1-0)

YEAR	DATE	H/R	RESULT	FINAL	SO	FLY	OPP	DECIDING GOAL	GOALTENDERS
2009-10	Nov. 7	vs. STL	W	2-1	1-0	2/3	1/3	Mika Pyorala	Mason/Emery

TAMPA BAY (1-1)

YEAR	DATE	H/R	RESULT	FINAL	SO	FLY	OPP	DECIDING GOAL	GOALTENDERS
2006-07	Jan. 30	Vs. TBL	L	3-4	0-2	0/2	2/2	Vincent Lecavalier	Holmqvist/Esche
2010-11	Feb. 15	@TBL	W	4-3	1-0	2/7	1/7	Kimmo Timonen	Roloson/Boucher

TORONTO: (1-0)

YEAR	DATE	H/R	RESULT	FINAL	SO	FLY	OPP	DECIDING GOAL	GOALTENDERS
2011-12	Mar. 10	@TOR	W	1-0	1-0	1/2	0/3	Claude Giroux	Gustafvsson/Bryzgalov

VANCOUVER: 0 Shootouts

WASHINGTON (2-3)

YEAR	DATE	H/R	RESULT	FINAL	SO	FLY	OPP	DECIDING GOAL	GOALTENDERS
2005-06	Dec. 31	@WSH	L	3-4	1-2	1/3	2/3	Brian Willsie	Kolzig/Niittymaki
2008-09	Jan. 6	@WSH	L	1-2	0-1	0/3	1/3	Viktor Kozlov	Theodore/Biron
2010-11	Nov. 20	@WSH	W	5-4	1-0	1/2	0/3	Danny Briere	Neuvirth/Boucher
2010-11	Mar. 22	vs. WSH	L	4-5	0-1	2/3	3/3	Alexander Semin	Neuvirth/Boucher
2011-12	Mar. 22	vs. WSH	W	2-1	2-1	2/4	¼	Wayne Simmonds	Holtby/Bryzgalov

WINNIPEG: (0-1)

YEAR	DATE	H/R	RESULT	FINAL	SO	FLY	OPP	DECIDING GOAL	GOALTENDERS
2011-12	Jan. 31	vs. WPG	L	2-1	1-0	0/3	1/3	Bryan Little	Pavelec/Bryzgalov

ALL-TIME FLYERS DRAFT PICKS 1967-2012

RD.	NO.	PLAYER	POS.	RD.	NO.	PLAYER	POS.	RD.	NO.	PLAYER	POS.
1967				1975				1980			
1	5	Serge Bernier	C	1	54	Mel Bridgman	C	1	21	Mike Stothers	D
2	14	Al Sarault	D	3	54	Bob Ritchie	LW	2	42	Jay Fraser	LW
1968				4	72	Rick St.Croix	G	3	63	Paul Mercier	D
1	8	Lew Morrison	RW	5	90	Gary Morrison	RW	4	84	Taras Zytynsky	D
1969				6	108	Paul Holmgren	RW	5	105	Dan Held	C
1	6	Bob Currier	C	7	126	Dana Decker	LW	6	126	Brian Tutt	D
2	17	Bobby Clarke	C	9	160	Viktor Khatulev	C	7	147	Ross Fitzpatrick	C
3	28	Willy Brossart	D	10	175	Duffy Smith	D	8	168	Mark Botell	D
4	40	Michel Belhumeur	G	1976				9	189	Peter Dineen	D
5	52	Dave Schultz	LW	1	17	Mark Suzor	D	10	195	Bob O'Brien	RW
6	64	Don Saleski	RW	2	35	Drew Callander	C/RW	10	210	Andy Brickley	C
7	81	Claude Chartre	C	3	53	Craig Hamner	D	1981			
1970				4	71	Dave Hynek	LW	1	16	Steve Smith	D
2	18	Bill Clement	C	5	89	Robin Lang	D	2	37	Rich Costello	C
3	32	Bob Kelly	LW	6	107	Paul Klasinski	LW	3	47	Barry Tabobondung	LW
4	46	Jacques Lapierre	D	7	117	Ray Kurpis	RW	3	58	Kenny Strong	C/LW
5	60	Doug Kerslake	RW	1977				4	65	David Michayluk	RW
6	74	Dennis Giannini	LW	1	17	Kevin McCarthy	D	4	79	Kenny Latta	RW
7	87	Hank Nowak	LW	2	35	Tom Gorence	RW	5	100	Justin Hanley	C
8	99	Gary Cunningham	D	3	53	Dave Hoyda	LW	6	121	Andre Villeneuve	D
9	109	Jean Daigle	LW	4	67	Yves Guillemette	G	7	137	Vladimir Svitek	RW
1971				4	71	Rene Hamelin	LW	7	142	Gil Hudon	G
1	8	Larry Wright	C	5	89	Danny Clark	D	8	163	Steve Taylor	LW
1	9	Pierre Plante	RW	6	107	Alain Chaput	LW	9	184	Len Hachborn	C
3	36	Glen Irwin	D	7	123	Richard Dalpe	C	10	205	Steve Tsujiura	C
4	50	Ted Scharf	RW	8	135	Pete Peeters	G	1982			
5	64	Don McCulloch	D	8	136	Clint Eccles	C	1	4	Ron Sutter	C
6	78	Yvon Blodeau	D	8	139	Mike Greeder	RW	3	46	Miroslav Dvorak	D
7	92	Bob Gerrard	RW	9	150	Tom Bauer	LW	3	47	Bill Campbell	D
8	106	Jerome Mrazek	G	9	151	Mike Bauman	LW	4	77	Mikael Hjalm	L/RW
1972				9	153	Bruce Crowder	LW	5	98	Todd Bergen	C
1	7	Bill Barber	LW	10	158	Bob Nicholson	D	6	119	Ron Hextall	G
2	23	Tom Bladon	D	10	159	Dave Sherwood	C	7	140	Dave Brown	RW
3	39	Jimmy Watson	D	10	161	Steve Jones	G	8	161	Alain Lavigne	RW
4	55	Al MacAdam	LW	11	165	Jim Trainor	D	9	182	Magnus Ruppe	LW
5	71	Darryl Fedorak	G	11	166	Barry Duench	LW	10	203	Tom Allen	G
6	87	Dave Hastings	G	11	168	Rod McNair	D	11	224	Rick Gal	LW
7	103	Serge Beaudoin	D	12	172	Mike Laycock	G	12	245	Mark Vichorek	D
8	119	Pat Russell	RW	1978				1983			
9	135	Ray Boutin	G	1	6	Behn Wilson	D	2	41	Peter Zezel	C
1973				1	7	Ken Linseman	C	3	44	Derrick Smith	LW
2	20	Larry Goodenough	D	1	14	Danny Lucas	RW	4	83	Allen Bourbeau	C
2	26	Brent Leavins	LW	2	32	Mike Simurda	RW	5	104	Jerome Carrier	D
3	40	Bob Stumpf	RW	3	36	Gordie Salt	RW	6	125	Rick Tocchet	RW
3	42	Mike Clarke	C	3	49	Glen Cochrane	D	7	147	Bobby Mormina	RW
4	58	Dale Cook	LW	4	66	Russ Wilderman	C	8	161	Pelle Eklund	C
5	74	Michel Latreille	D	5	83	Brad Tamblyn	D	9	188	Rob Nichols	LW
6	90	Doug Ferguson	D	6	100	Mark Taylor	LW	10	209	Bill McCormick	C
7	106	Tom Young	D	7	117	Mike Ewanowski	RW	11	230	Brian Jopling	LW
8	122	Norm Barnes	D	8	126	Jerry Price	G	12	251	Harold Duval	G
9	137	Dan O'Donohue	D	8	134	Darre Switzer	C/LW	1984			
10	153	Brian Dick	RW	9	151	Greg Francis	D	2	22	Greg Smyth	D
1974				10	167	Rick Berard	D	2	27	Scott Mellanby	RW
2	35	Don McLean	D	10	168	Don Lucia	D	2	37	Jeff Chychrun	D
3	53	Bob Sirois	LW	11	182	Marke Berge	D	3	43	Dave McLay	LW
4	71	Randy Andreachuk	C	11	183	Ken Moore	G	3	47	John Stevens	D
5	89	Dennis Sobchuk	C	12	195	Jim Olson	D	4	79	Dave Hanson	C
6	107	Willie Frieson	LW	12	198	Anton Stastny	RW	5	100	Brian Dobbin	RW
7	125	Rejean Lemelin	G	1979				6	121	John Dzikowski	LW
8	142	Steve Short	LW	1	14	Brian Propp	LW	7	142	Tommy Allen	D
9	159	Peter McKenzie	D	2	22	Blake Wesley	D	8	163	Luke Vitale	C
10	174	Marcel Labrosse	RW	2	35	Pelle Lindbergh	G	9	184	Billy Powers	C
11	189	Scott Jesse	RW	3	56	Lindsay Carson	C/LW	10	205	Darren Fersovich	C
12	201	Richard Guay	G	4	77	Don Gillen	RW	12	247	Juraj Bakos	D
13	211	Brad Morrow	D	5	98	Thomas Eriksson	D				
14	219	Craig Arvidson	LW	6	119	Gordie Williams	RW				

ALL-TIME FLYERS DRAFT PICKS 1967-2012

RD.	NO.	PLAYER	POS.	RD.	NO.	PLAYER	POS.	RD.	NO.	PLAYER	POS.
1985				1990				1995			
1	21	Glen Seabrooke	C	1	4	Mike Ricci	C	1	22	Brian Boucher	G
2	42	Bruce Rendall	LW	2	25	Chris Simon	LW	2	48	Shane Kenny	D
3	48	Darryl Gilmour	G	2	40	Mikael Renberg	LW	4	100	Radovan Somik	RW
3	63	Shane Whelan	C	2	42	Terran Sandwith	D	6	132	Dmitri Tertyshny	D
4	84	Paul Marshall	D	3	44	Kimbi Daniels	C	6	135	Jamie Sokolsky	D
5	105	Daril Holmes	RW	3	46	Bill Armstrong	D	6	152	Martin Spanhel	RW
6	126	Ken Alexander	D	3	47	Chris Therien	D	7	178	Martin Streit	LW
7	147	Tony Horacek	LW	3	52	Al Kinisky	D	8	204	Ruslan Shafikov	C
8	168	Mike Cusack	RW	5	88	Dan Kordic	D	9	230	Jeff Lank	D
9	189	Gordon Murphy	D	6	109	Viacheslav Butsayev	C	1996			
11	231	Rod Williams	RW	8	151	Patrik Englund	LW	1	15	Dainius Zubrus	RW
12	252	Paul Maurice	D	9	172	Toni Porkka	D	3	64	Chester Gallant	RW
1986				10	193	Greg Hanson	D	5	124	Per-Ragna Bergqvist	G
1	20	Kerry Huffman	D	11	214	Tommy Soderstrom	G	5	133	Jesse Boulerice	D
2	23	Jukka Seppo	C/LW	12	235	William Lund	C	7	187	Roman Malov	LW
2	28	Kent Hawley	C	Supplem'tl		Steve Beadle	D	8	213	Jeff Milleker	C
4	83	Mark Bar	D			Ray Letourneau	G	1997			
6	125	Steve Scheifele	RW	1991				2	30	Jean-Marc Pelletier	G
7	146	Sami Wahlsten	LW	1	6	Peter Forsberg	C	2	50	Pat Kavanagh	RW
8	167	Murray Baron	D	3	50	Yanick Dupre	LW	3	62	Kris Mallette	D
9	188	Blaine Rude	RW	4	86	Aris Brimanis	D	4	103	Mikhail Chernov	D
10	209	Shaun Sabol	D	5	94	Yanick Degra	G	6	158	Jordan Flodell	D
11	230	Brett Lawrence	RW	6	116	Clayton Norris	RW	7	164	Todd Fedoruk	LW
12	251	Daniel Stephano	G	6	122	Dimitri Yushkevich	D	8	214	Marko Kauppinen	D
1987				7	138	Andrei Lomakin	LW	9	240	Par Styf	D
1	20	Darren Rumble	D	9	182	James Bode	RW	1998			
2	30	Jeff Harding	RW	10	204	Josh Bartell	D	1	22	Simon Gagne	C
3	62	Martin Hostak	C	11	226	Neil Little	G	2	42	Jason Beckett	D
4	83	Tomaz Eriksson	LW	12	248	John Porco	C	2	51	Ian Forbes	D
5	104	Bill Gall	RW	Supplem'tl		Angelo Libertucci	G	4	109	Jean-Philippe Morin	D
6	125	Tony Link	D			Brendan Locke	RW	5	124	Francis Belanger	LW
7	146	Mark Strapon	D	1992				5	139	Garrett Prosofsky	C
8	167	Darryl Ingham	RW	1	7	Ryan Sittler	LW	6	168	Antero Niittymaki	G
9	188	Bruce MacDonald	RW	1	15	Jason Bowen	LW	7	175	Kam Ondrik	G
10	209	Steve Morrow	D	2	31	Denis Metlyuk	C	7	195	Tomas Divisek	C
11	230	Darius Rusnak	C	5	103	Vladislav Boulin	D	8	222	Lubomir Pistek	RW
12	251	Dale Roehl	G	6	127	Roman Zolotov	D	9	243	Petr Hubacek	C
Supplem'tl		David Whyte	LW	7	151	Kirk Daubenspeck	G	9	253	Bruno St.Jacques	D
1988				8	175	Claude Jutras, Jr.	RW	9	258	Sergei Skrobot	D
1	14	Claude Boivin	LW	9	199	Jonas Hakansson	LW	1999			
2	35	Pat Murray	LW	10	223	Chris Herperger	LW	1	22	Maxime Ouellet	G
3	56	Craig Fisher	C	11	247	Patrice Paquin	LW	4	119	Jeff Feniak	D
3	63	Dominic Roussel	G	Supplem'tl		Garrett MacDonald	D	6	160	Konstantin Rudenko	LW
4	77	Scott Lagrand	G	1993				7	200	Pavel Kasparik	C
5	98	Edward O'Brien	LW	2	36	Janne Niinimaa	D	7	208	Vaclav Pletka	RW
6	119	Gord Franti	C	3	71	Vaclav Prospal	C	8	224	David Nystrom	LW
7	140	Jamie Cooke	RW	3	77	Milos Holan	D	2000			
8	161	Johan Salle	D	5	114	Vladimir Krechin	LW	1	28	Justin Williams	RW
9	182	Brian Arthur	D	6	140	Mike Crowley	D	3	94	Alexander Drozdetsky	RW
10	203	Jeff Dandretta	RW	7	166	Aaron Israel	G	6	171	Roman Cechmanek	G
11	224	Scott Billey	RW	8	192	Paul Healey	RW	6	195	Colin Shields	RW
12	245	Drahomir Kadlec	D	9	218	Tripp Tracy	G	7	210	John Eichelberger	C
Supplem'tl		Paul Connell	G	9	226	E.J. Bradley	C	7	227	Guillaume Lefebvre	C
1989				10	244	Jeffrey Staples	D	8	259	Regan Kelly	D
2	33	Greg Johnson	C	11	270	Ken Hemenway	D	9	287	Milan Kopecky	LW
2	34	Patrik Juhlin	LW	Supplem'tl		Shannon Finn	D	2001			
4	72	Reid Simpson	LW	1994				1	27	Jeff Woywitka	C
6	117	Niklas Eriksson	C	3	62	Artem Anisimov	D	3	95	Patrick Sharp	C
7	138	Jack Callahan	C	4	88	Adam Magarrell	D	5	146	Jussi Timonen	D
8	159	Sverre Sears	D	4	101	Sebastien Vallee	LW	5	150	Bernd Bruckler	G
9	180	Glen Wissner	RW	6	140	Alexander Selivanov	RW	5	158	Roman Malek	G
10	201	Al Kumm	D	7	166	Colin Forbes	LW	6	172	Dennis Seidenberg	D
11	222	Matt Brait	D	8	192	Derek Diener	D	6	177	Andrei Razin	C
12	243	James Pollio	LW	8	202	Raymond Giroux	D	7	208	Thierry Douville	D
Supplem'tl		Jamie Baker	D	9	218	Johan Hedberg	G	7	225	David Printz	D
				10	244	Andre Payette	C/LW				
				11	270	Jan Lipiansky	C/LW				
				Supplem'tl		Kirk Nielsen	RW				

ALL-TIME FLYERS DRAFT PICKS 1967-2012

RD.	NO.	PLAYER	POS.	RD.	NO.	PLAYER	POS.	RD.	NO.	PLAYER	POS.
2002				2005				2009			
1	4	Joni Pitkanen	D	1	29	Steve Downie	RW	3	81	Adam Morrison	G
4	105	Rosario Ruggeri	D	3	91	Oskars Bartulis	D	3	87	Simon Bertilsson	D
4	126	Konstantin Baranov	RW	4	119	Jeremy Duchesne	G	5	142	Nicola Riopel	G
5	161	Dov Grumet-Morris	G	5	152	Josh Beaulieu	C	6	153	Dave Labrecque	C
6	192	Nikita Korovkin	D	6	174	John Flatters	D	6	172	Eric Wellwood	LW
6	193	Joey Mormina	D	7	215	Matt Clackson	RW	7	196	Oliver Lauridsen	D
7	201	Mathieu Brunelle	LW	2006				2010			
2003				1	22	Claude Giroux	RW	3	89	Michael Chaput	C
1	11	Jeff Carter	C	2	39	Andreas Nodl	RW	4	119	Tye McGinn	LW
1	24	Mike Richards	C	2	42	Michael Ratchuk	D	5	149	Michael Parks	RW
3	69	Colin Fraser	C	2	55	Denis Bodrov	D	6	179	Nicholas Luukko	D
3	81	Stefan Ruzicka	RW	3	79	Jon Matsumoto	C	7	206	Ricard Blidstrand	D
3	85	Alexandre Picard	D	4	101	Joonas Lehtivuori	D	7	209	Brendan Ranford	LW
3	87	Ryan Potulny	C	4	109	Jakub Kovar	G	2011			
3	95	Rick Kozak	RW	5	149	Jonathan Rheault	RW	1	8	Sean Couturier	C
4	108	Kevin Romy	RW	6	175	Michael Dupont	G	3	68	Nick Cousins	C
5	140	David Tremblay	G	7	205	Andrei Popov	RW	4	116	Colin Suellentrop	D
6	191	Rejean Beauchemin	G	2007				4	118	Marcel Noebels	LW
6	193	Ville Hostikka	G	1	2	James van Riemsdyk	LW	6	176	Petr Placek	RW
2004				2	41	Kevin Marshall	D	7	206	Derek Mathers	RW
3	92	Rob Bellamy	RW	3	66	Garrett Klotz	LW	2012			
4	101	R.J. Anderson	D	5	122	Mario Kempe	RW	1	20	Scott Laughton	C
4	124	David Laliberte	RW	6	152	Jon Kalinski	LW	2	45	Anthony Stolarz	G
5	144	Chris Zarb	D	6	161	Patrick Maroon	LW	3	78	Shayne Gostisbehere	D
5	149	Gino Pisellini	RW	7	182	Brad Phillips	G	4	111	Fredric Larsson	D
6	170	Ladislav Scurko	C	2008				4	117	Taylor Leier	LW
6	171	Frederik Cabana	C/LW	1	19	Luca Sbisa	D	5	141	Reece Willcox	D
8	232	Martin Houle	G	3	67	Marc-Andre Bourdon	D	7	201	Valeri Vasiliev	D
8	253	Travis Gawryletz	D	3	84	Jacob DeSerres	G				
9	286	Triston Grant	LW	6	178	Zac Rinaldo	C				
9	291	John Carter	C	7	196	Joachim Eriksson	G				

ALL-TIME FLYERS ROSTER 1967-2012

NO. POS. PLAYER SEASON(S)

A

25	C	ACTON, Keith	1988-93
36, 25	LW	ADAMS, Greg	1980-82
27	LW	AFANASENKOV, Dmitry	2006-07
41	D	ALBERTS, Andrew	2008-09
19, 36	RW	ALLISON, Ray	1981-85, 86-87
11	RW	AMONTE, Tony	2002-04
37	D	ANDERSON, Shawn	1994-95
14	LW	ANDERSSON, Mikael	1998-00
7	C	ANGOTTI, Lou	1967-68
8	LW	ANTOSKI, Shawn	1994-96
58	LW	ARMSTRONG, BillH.	1990-92
6	D	ARTHUR, Fred	1981-82
45	RW	ASHAM, Aaron	2008-10
4	D	ASHBEE, Barry	1970-74

B

44	D	BABYCH, Dave	1997-99
33	G	BACASHIHUA, Jason	2012
30	G	BACKLUND, Johan	2009-12
34, 35, 36, 9	D	BAILEY, Reid	1980-82
24	D	BALL, Terry	1967-68, 69-70
7	LW	BARBER, Bill	1972-85
23, 25	D	BARNES, Norm	1976-77, 79-81
8	D	BARON, Murray	1989-91
20, 34	RW	BARRIE, Len	1990-93
3	D	BARTULIS, Oskars	2009-12
32	D	BAST, Ryan	1998-00
21, 31, 5	D	BATHE, Frank	1977-84
5	D	BAUMGARTNER, Nolan	2006-07
35	G	BEAUREGARD, Stephane	1992-93
30, 35	G	BELHUMEUR, Michel	1972-73
22	LW	BENNETT, Harvey	1976-78
19	D	BENNING, Brian	1991-93
42	LW	BERANEK, Josef	1992-95
19, 42	C	BERGEN, Todd	1984-85
37, 19	C	BERGLUND, Bo	1985-86
19, 21	C	BERNIER, Serge	1968-72
34, 17, 12, 32	LW	BERUBE, Craig	1986-91, 98-00
11	C	BETTS, Blair	2009-12
46	C	BIGGS, Don	1989-90
43	G	BIRON, Martin	2006-09
8	LW	BLACKBURN, Don	1967-69
4, 23, 3	D	BLADON, Tom	1972-78
33		BLOSKI, Mike (DNP)	1985-86
35	G	BOBROVSKY, Sergei	2010-12
40, 10	LW	BOIVIN, Claude	1991-94
17, 5	RW	BOLAND, MikeA.	1974-75
28	D	BOTELL, Mark	1981-82
33	G	BOUCHER, Brian	1999-02, 2009-11
21, 36	RW	BOULERICE, Jesse	2001-02, 07-08
43	D	BOURDON, Marc-Andre	2011-12
24	D	BOYNTON, Nick	2010-11
28, 53, 8, 34	D	BOWEN, Jason	1992-97
87	LW	BRASHEAR, Donald	2001-06
55	RW	BRENDL, Pavel	2001-03
34	LW	BRICKLEY, Andy	1982-83
10	C	BRIDGMAN, Mel	1975-82
48	C	BRIERE, Danny	2007-12
40, 3	D	BRIMANIS, Aris	1993-94, 95-97
17	C/LW	BRIND'AMOUR, Rod	1991-00

NO. POS. PLAYER SEASON(S)

25, 3, 10	D	BROSSART, Willie	1970-73
32, 21	RW	BROWN, Dave	1982-89, 91-95
3	D	BROWN, Larry	1971-72
30	G	BRYZGALOV, Ilya	2011-12
10	C	BULLARD, Mike	1988-90
28	C	BUREAU, Marc	1998-00
33, 41	G	BURKE, Sean	1997-98, 2003-04
2	D	BURT, Adam	1998-00
21, 28	D	BUSNIUK, Mike	1979-81
22, 26	C	BUTSAYEV, Viacheslav	1992-94
22	RW	BYERS, Mike	1968-69

C

19	LW	CALDER, Kyle	2006-07
28	RW	CALLANDER, Drew	1976-79
13	LW	CARCILLO, Dan	2008-11
29	D	CARKNER, Terry	1988-93
25	D	CARLE, Matt	2008-12
21	D	CARRUTHERS, Dwight	1967-68
35	G	CARON, Sebastien (DNP)	2010
18	LW	CARSON, Lindsay	1981-88
17	C	CARTER, Jeff	2005-11
32	G	CECHMANEK, Roman	2000-03
35	G	CHABOT, Frederic	1993-94
5	D	CHERRY, Dick	1968-70
19, 15	RW	CHOQUINARD, Eric	2002-04, 05-06
40, 6	D	CHYCHRUN, Jeff	1986-91
36, 16	C	CLARKE, Bobby	1969-84
15, 10	C	CLEMENT, Bill	1971-75
5	D	COBURN, Braydon	2006-12
44, 9, 35, 29	D/LW	COCHRANE, Glen	1978-79, 81-84
77	D	COFFEY, Paul	1996-98
23	RW	COLLINS, Bill	1976-77
89	C	COMRIE, Mike	2003-04
46, 15	RW	CONROY, Al	1991-94
22	C	CORKUM, Bob	1995-96
33, 32	LW	COTE, Riley	2006-10
14	C	COUTURIER, Sean	2011-12
27	LW	COWICK, Bruce	1973-74
32	LW/C	CRABEN, Murray	1984-91
29, 15	C	CRISP, Terry	1972-77
44	D	CRONIN, Shawn	1992-93
3	D	CROSSMAN, Doug	1983-88
26	RW	CROWE, Phil	1995-96
14	C	CULLEN, Matt	2006-07
12	RW	CUMMINS, Jim	1993-94
21	C	CUNNINGHAM, Jimmy	1977-78

D

19, 11	LW	DAIGLE, Alexandre	1997-99
15	D	DAIGNEAULT, Jean-Jacques	1986-88
2	D	DAILEY, Bob	1976-82
24	C	DALLMAN, Rod	1991-92
49	G	D'AMOUR, Marc	1988-89
46, 14	RW	DANIELS, Kimbi	1990-92
8, 22	LW	DANIELS, Scott	1996-97
11, 14	C	DARBY, Craig	1996-98
29	LW	DEAN, Barry	1977-79
43	D	DELMORE, Andy	1998-01
37	D	DESJARDINS, Eric	1994-06
20, 9	RW	DI MAIO, Rob	1993-96
15	RW	DIMITRAKOS, Niko	2005-07

ALL-TIME FLYERS ROSTER 1967-2012

NO.	POS.	PLAYER	SEASON(S)
20, 11	RW	DINEEN, Kevin	1991-96
45	LW	DIONNE, Gilbert	1994-96
20	RW	DIVISEK, Tomas	2000-02
7, 18	RW	DOBBIN, Brian	1986-92
20	C	DOPITA, Jiri	2001-02
24, 12	RW	DORNHOEFER, Gary	1967-78
34	C	DOWD, Jim	2007-08
27	RW	DOWNIE, Steve	2007-09
23	C	DROLET, Rene	1971-72
26	RW	DRUCE, John	1995-98
35	G	DUCHESNE, Jeremy	2009-10
19, 28, 25	D	DUCHESNE, Steve	1991-92, 98-99
32	C	DUNLOP, Blake	1977-79
28, 6	D	DUPONT, Andre	1972-80
66, 15, 18	LW	DUPRE, Yanick	1991-92, 94-96
9	D	DVORAK, Miroslav	1982-85
24, 29	D	DYKHUIS, Karl	1994-97, 98-00

E

55	LW	EAGER, Ben	2005-08
44	D	EATON, Mark	1999-00
21	D	EDESTRAND, Darryl	1969-70
9	C	EKLUND, Pelle	1985-94
23, 36	RW	ELLISON, Matt	2005-07
29	G	EMERY, Ray	2009-10
26	D	EMINGER, Steve	2008-09
6, 8, 27	D	ERIKSSON, Thomas	1980-82, 83-86
42	G	ESCHE, Robert	2002-07
15	C	EVANS, Doug	1992-93
23, 25	C	EVANS, John	1978-79, 80-81, 82-83

F

15	RW	FALLOON, Pat	1995-98
36	LW	FAUST, Andre	1992-94
1	G	FAVELL, Doug	1967-73
52, 29	LW	FEDORUK, Todd	2000-04, 06-07
26	LW	FEDOTENKO, Ruslan	2000-02, 12-13
18	RW	FEDYK, Brent	1992-96
39	D	FENYVES, Dave	1987-92
25	D	FINLEY, Jeff	1993-94
7, 15	C	FISHER, Craig	1989-91
8	D	FITZPATRICK, Rory	2007-08
32, 22, 34, 39	LW	FITZPATRICK, Ross	1982-86
9	LW	FLEMING, Reggie	1969-70
21	RW	FLETT, Bill	1971-74
43, 11	C	FLOCKHART, Ron	1980-83
22	D/LW	FOLEY, Rick	1971-72
48, 12	LW	FORBES, Colin	1996-99
21	C	FORSBERG, Peter	2005-07
44	D	FOSTER, Corey	1991-92
35	G	FOSTER, Norm (DNP)	1993-94
29	LW	FOTIU, Nick	1987-88
45, 37	C	FREER, Mark	1986-92
51	D	FRITSCH, Jamie	2008-09
35	G	FROESE, Bob	1982-87

G

12	LW	GAGNE, Simon	1999-10
3	D	GALLEY, Garry	1991-95
30	G	GAMBLE, Bruce	1970-72
23	C	GARDNER, Dave	1979-80
23	D	GAUTHIER, Denis	2005-08
5	D	GAUTHIER, Jean	1967-68

20, 11	LW	GENDRON, Jean-Guy	1968-72
21	RW	GILLEN, Don	1979-80
34	LW	GILLIS, Jere	1986-87
30		GILLOW, Russ (DNP)	1971-72
49		GILMOUR, Darryl (DNP)	1987-88
56, 28	RW	GIROUX, Claude	2007-11
4, 23, 5, 29	D	GOODENOUGH, Larry	1974-77
22, 36	RW	GOURENCE, Tom	1978-83
52	LW	GRANT, Tristen	2006-08
55, 77	C	GRATTON, Chris	1997-99
46, 24	LW	GRATTON, Josh	2005-06, 08-09
35	G	GREENLAY, Mike (DNP)	1994-95
65	LW	GREENTREE, Kyle	2007-08
15, 23, 9	RW	GREIG, Mark	1998-01, 02-03
32	D	GRENIER, Martin	2006-08
8	D	GROSSMANN, Nicklas	2012-13
25, 34	RW	GUAY, Paul	1983-85
65, 29	D	GUENIN, Nate	2006-09
27	D	GUSTAFSSON, Erik	2010-11

H

11, 36	C	HACHBORN, Len	1983-85
33	G	HACKETT, Jeff	2003-04
17, 23, 19	D	HALE, Larry	1968-72
5	D	HALLER, Kevin	1994-97
14	LW	HAMEL, Denis	2006-07
26	C	HANDZUS, Michal	2002-06
6	D	HANNA, John	1967-68
14, 16	RW	HANNIGAN, Pat	1967-69
34	RW	HARDING, Jeff	1988-90
25	D	HARRIS, Ted	1974-75
19	LW	HARTNELL, Scott	2007-11
2	D	HATCHER, Derian	2005-09
18	C	HAWERCHUK, Dale	1995-97
20	D	HAWGOOD, Greg	1992-94
38	RW	HEALY, Paul	1996-98
19	LW	HEISKALA, Earl	1968-71
27	G	HEXTALL, Ron	1986-92, 94-99
17	RW	HICKS, Wayne	1967-68
37, 15, 28, 36	LW	HILL, Al	1976-82, 86-88
3	D	HILLMAN, Larry	1969-71
6	D	HILLMAN, Wayne	1969-73
27	LW	HLAVAC, Jan	2001-02
10	LW	HLUSHKO, Todd	1993-94
18	C	HOEKSTRA, Ed	1967-68
24, 34, 35	D	HOFFMEYER, Bob	1981-83
68, 30	G	HOFFORT, Bruce	1989-92
41	D	HOLAN, Milos	1993-94
17	RW	HOLMGREN, Paul	1975-84
34, 22	C	HOLMSTROM, Ben	2010-11
24	D/RW	HOLT, Randy	1983-84
43, 21	LW	HORACEK, Tony	1989-92
17	D	HOSPODAR, Ed	1984-85, 86-87
26	C	HOSTAK, Martin	1990-92
35	G	HOULE, Martin	2006-08
2	D	HOWE, Mark	1982-92
8	LW	HOYDA, Dave	1977-79
21	C	HUBACEK, Petr	2000-01
47, 44	D	HUBER, Willie	1987-88
5, 2	D	HUFFMAN, Kerry	1986-92, 95-96
5	D	HUGHES, Brent	1970-73
8, 11	RW	HULL, Jody	1998-99, 99-01

ALL-TIME FLYERS ROSTER 1967-2012

NO.	POS.	PLAYER	SEASON(S)
40	G	HUTTON, Carter (DNP)	2010
26	D	HYNES, Gord	1992-93

I

30	G	INNESS, Gary	1975-77
----	---	--------------	---------

J

68	RW	JAGR, Jaromir	2011-12
45, 14	RW	JENSEN, Chris	1989-92
33, 30	G	JENSEN, Darren	1984-86
21, 20	C	JOHNSON, Jimmy	1968-72
5	D	JOHNSON, Kim	2001-06
47	LW	JONES, Brad	1991-92
20	RW	JONES, Keith	1998-01
51, 29, 6	D	JONES, Randy	2003-09
43	D	JONSSON, Lars	2006-08
24, 2, 25	D	JOSEPH, Chris	1997-99
20	C	JOYAL, Eddie	1971-72
12	LW	JUHLIN, Patrik	1994-96

K

18	RW	KALLIO, Tomi	2002-03
46, 37	LW	KALINSKI, Jon	2008-10
21, 28, 11	LW	KANE, Boyd	2003-04, 06-09
24	LW	KAPANEN, Sami	2002-08
15	C	KASPER, Steve	1991-93
36	RW	KAVANAGH, Pat	2005-06
23	LW/C	KEENAN, Larry	1971-72
9	LW	KELLY, Bob	1970-80
22	C	KENNEDY, Forbes	1967-70
12	C/RW	KERR, Tim	1980-91
26	C	KINDRACHUK, Orest	1972-78
20	RW	KLATT, Trent	1995-99
22	RW	KNUBLE, Mike	2005-09
6, 21	D	KORDIC, Dan	1991-92, 93-94, 95-99
25, 15	LW	KOVALENKO, Andrei	1998-99
2	D	KRAJICEK, Lukas	2010
13	D	KUBINA, Pavel	2012
2	D	KUCERA, Frantisek	1996-97
28, 3	D	KUKKONEN, Lasse	2006-09
35	G	KUNTAR, Les (DNP)	1994-95
36, 10, 8, 15	LW	KUSHNER, Dale	1990-92

L

68, 36, 20	RW	LACOMBE, Normand	1990-91
15, 7	C	LACROIX, Andre	1967-71
32	LW	LACROIX, Daniel	1996-98
33	G	LaFOREST, Mark	1987-89
16	LW	LaFORGE, Claude	1967-68
5	RW	LAJEUNESSE, Serge	1973-75
9	R	LALIBERTE, David	2009-10
22	C	LAMB, Mark	1993-95
37	C	LAMOUREUX, Mitch	1987-89
18	C	LANGKOW, Daymond	1998-01
39	D	LANK, Jeff	1999-00
14	RW	LAPERRIERE, Ian	2009-12
13	C	LAPOINTE, Claude	2002-04
5	D	LAPOINTE, Rick	1976-79
33	G	LAROCQUE, Michel	1982-84
62, 11	D	LATAL, Jiri	1989-92
47	RW	LAW, Kirby	2000-01, 02-04
18	LW	LAWLESS, Paul	1987-88
5, 27	RW	LEACH, Reggie	1974-82

NO.	POS.	PLAYER	SEASON(S)
10	LW	LeCLAIR, John	1994-04
23, 17	LW	LEFEBVRE, Guillaume	2001-03
49	G	LEIGHTON, Michael	2006-07, 2009-11
22	LW	LEINO, Ville	2009-11
28	G	LEMELIN, Rejean (DNP)	1977-78
18	LW	LESUK, Bill	1970-72
6	D	LILJA, Andreas	2011-12
31	G	LINDBERGH, Pelle	1981-86
88	C	LINDROS, Eric	1992-00
26, 14, 18	C	LINSEMAN, Ken	1978-82, 89-90
35	G	LITTLE, Neil	1996-04
23	LW	LOMAKIN, Andrei	1991-93
18	LW	LONSBERRY, Ross	1971-78
15	RW	LUCAS, Danny	1978-79
15	RW	LUPUL, Joffrey	2007-09

M

25	LW	MacADAM, Al	1973-74
19, 21	LW	MacLEISH, Rick	1970-81, 83-84
34	C	MacNEIL, Ian	2002-03
19, 4, 21, 24	D	MacSWEYN, Ralph	1968-72
14	C	MacTAVISH, Craig	1994-96
20	LW	MAGUIRE, Kevin	1989-90
3, 25	D	MAIR, Jimmy	1970-72
43, 23	D	MALGUNAS, Stewart	1993-95
2	D	MALAKHOV, Vladimir	2003-04
28	C	MANDERVILLE, Kent	1999-02
15, 14	LW	MANELUK, Mike	1998-99, 99-00
23	D	MANNING, Brandon	2012-13
8, 42	D	MANTHA, Moe	1988-89, 91-92
55	D	MARKOV, Danny	2003-04
8	D	MARSH, Brad	1981-88
46	D	MARSHALL, Kevin	2011-12
24	D	McALLISTER, Chris	2000-03
9	LW	McAMMOND, Dean	2000-01
25, 36, 5	D	McCARTHY, Kevin	1977-79, 85-87
21	RW	McCARTHY, Sandy	1998-00
10	D	McCRIMMON, Brad	1982-87
27, 29	D	McGILL, Ryan	1992-95
3	D	McGILLIS, Dan	1997-03
29	D	McILHARGEY, Jack	1974-77, 79-81
30, 24	G	McLEOD, Don	1971-72
23	C	MEEHAN, Gerry	1968-69
19	RW	MELLANBY, Scott	1985-91
40	RW	MELOCHE, Eric	2006-07
41	D	MESZAROS, Andrej	2010-11
13	C	METROPOLIT, Glen	2008-09
48, 34	D	MEYER, Freddy	2003-07
35, 13	RW	MICHAYLUK, Dave	1981-83
15	RW	MICKY, Larry	1971-72
4	D	MISZUK, John	1968-70
26	D	MODRY, Jaroslav	2007-08
36	LW	MOKOSAK, Carl	1985-86
22	C	MONTGOMERY, Jim	1994-96
39	G	MOORE, Robbie	1978-80
21	RW	MORRISON, Gary	1979-82
8	RW	MORRISON, Lew	1969-72
33	G	MRAZEK, Jerome	1975-76
41	LW	MULVENNA, Glenn	1992-93
67	G	MUNROE, Scott(DNP)	2006-09
3	D	MURPHY, Gord	1988-92
39	C	MURRAY, Marty	2001-03

ALL-TIME FLYERS ROSTER 1967-2012

NO.	POS.	PLAYER	SEASON(S)
39	C	MURRAY, Mike	1987-88
23, 24	LW	MURRAY, Pat	1990-92
25, 24	D	MURRAY, Terry	1975-77, 78-79, 80-81
18	RW	MYHRES, Brantt	1997-98
31	G	MYRE, Phil	1979-81

N

42	LW	NACHBAUR, Don	1985-90
5	D	NATTRESS, Ric	1992-93
93	C	NEDVED, Petr	2005-07
44	D	NIINIMAA, Janne	1996-98
30	G	NIITTYMAKI, Antero	2003-09
14, 15	RW	NODL, Andreas	2008-11
22, 21, 14, 17	RW	NOLET, Simon	1967-74

O

77	C	OATES, Adam	2001-02
29	LW	ODJICK, Gino	1999-01
6	D	O'DONNELL, Sean	2010-11
49	G	OUELLET, Maxime	2000-01
17	LW	OSBURN, Randy	1974-75
29	C	OTTO, Joel	1995-98

P

21, 12, 32	RW	PADDOCK, John	1976-77, 79-80, 82-83
20, 18, 19	RW	PAIEMENT, Rosaire	1967-70
30, 1	D	PARENT, Bernie	1967-71, 73-79
77	G	PARENT, Ryan	2006-10
7	LW	PARIZEAU, Michel	1971-72
15	C	PARK, Richard	1998-99
12	C	PASLAWSKI, Greg	1992-93
6, 28	LW	PATERSON, Joe	1984-85
34	D	PATTERSON, Dennis	1979-80
41, 14	LW	PEDERSON, Mark	1990-93
33	G	PEETERS, Pete	1978-82, 89-91
49	G	PELLETIER, Jean-Marc	1998-00
19	D	PELLETIER, Roger	1967-68
22	RW	PELUSO, Mike	2003-04
15	C	PETERS, Garry	1967-71
8	D	PETIT, Michel	1996-97
41, 29, 45	D	PICARD, Alexandre	2005-08
42	LW	PICARD, Michel	2000-01
44	D	PITKANEN, Joni	2003-07
38	C	PLANTE, Derek	2000-01
25, 20	RW	PLANTE, Pierre	1971-73
11	LW	PLETKA, Vaclav	2001-02
25	LW	PODIEN, Shjon	1994-99
11	C	POTULNY, Ryan	2005-08
25	D	POTVIN, Jean	1971-73
34, 20	C	POULIN, Dave	1982-90
36	C	POWE, Darroll	2008-11
18	LW	PRESTON, Yves	1978-79, 80-81
25	C	PRIMEAU, Keith	1999-06
28, 54	D	PRINTZ, David	2005-07
20	D	PRONGER, Chris	2009-11
14, 26	LW	PROPP, Brian	1979-90
45, 40	C	PROSPAL, Vaclav	1996-98, 07-08
27	C	PYORALA, Mika	2009-10

Q

14, 10, 11	C	QUINN, Dan	1991-92, 95-96
------------	---	------------	----------------

NO.	POS.	PLAYER	SEASON(S)
-----	------	--------	-----------

R

29	D	RACINE, Yves	1993-94
60	RW	RADUNS, Nate	2008-09
19	RW	RADIVOJEVIC, Branko	2003-06
28	D	RAGNARSSON, Marcus	2002-04
5	D	RAMAGE, Rob	1993-94
19	LW	RANHEIM, Paul	2000-03
3	D	RATHJUE, Mike	2005-09
24	RW	READ, Matt	2011-12
14	LW	READY, Ryan	2005-06
8, 11	RW	RECCHI, Mark	1991-95, 98-04
26	RW	REID, Darren	2006-08
19	RW	RENNBERG, Mikael	1993-97, 98-00
33	G	RESCH, Glenn	1985-87
18	C	RICCI, Mike	1990-92
18	C	RICHARDS, Michael	2005-11
22	D	RICHARDSON, Luke	1997-02
34, 5	D	RICHTER, Dave	1985-86
36	C	RINALDO, Zac	2011-12
31	LW	RITCHIE, Bob	1976-77
36	D	ROBERTS, Gordie	1987-88
27	C	ROBITAILLE, Randy	2006-07
9	RW	ROCHEFORT, Leon	1967-69
97	C	ROENICK, Jeremy	2001-04
42	RW	ROMANIUK, Russ	1995-96
48, 34	D	ROOT, Bill	1987-88
42	C	ROSS, Jared	2008-10
10	LW	ROUPE, Magnus	1987-88
33	G	ROUSSEL, Dominic	1991-96, 96-97
36, 3, 5	D	RUMBLE, Darren	1990-92, 95-97
40, 9, 15, 14	RW	RUZICKA, Stefan	2005-08


S

47	D	SABOL, Shaun	1989-90
15	RW	SACCO, Joe	2002-03
25, 11	RW	SALESKI, Don	1971-79
28	D	SAMUELSSON, Kjell	1986-92, 95-98
55	D	SAMUELSSON, Ulf	1999-00
50	D	SANDELIN, Scott	1990-91
8	LW	SANDERSON, Geoff	2006-07
21, 24	RW	SARRAZIN, Dick	1968-70, 71-72
27	C	SAVAGE, Andre	2002-03
49	LW	SAVAGE, Brian	2005-06
47	D	SBISA, Luca	2008-09
10	C	SCHENN, Brayden	2011-12
22	D	SCHENN, Luke	2012-13
10	RW	SCHMAUTZ, Cliff	1970-71
22	LW	SCHOCK, Danny	1970-71
25, 8	LW	SCHULTZ, Dave	1971-76
11	C	SEABROOKE, Glen	1986-89
21	LW	SECORD, Al	1988-89
36, 28	D	SEIDENBERG, Dennis	2002-06
10	LW	SELBY, Brit	1967-69
34, 44	C	SEMENOV, Anatoli	1994-96
32	LW	SESTITO, Tom	2012-13
30	G	SETTLEMAYER, Dave (DNP)	1989-90
51, 11, 18, 32, 9	C	SHARP, Patrick	2002-06
45	LW	SHELLEY, Jody	2010-11
21	RW	SIKLENKA, Mike	2002-03
11	C	SILLINGER, Mike	1997-99
11	RW	SIM, Jon	2005-06

ALL-TIME FLYERS ROSTER 1967-2012

NO.	POS.	PLAYER	SEASON(S)
17	RW	SIMMONDS, Wayne	2011-**
48	LW	SIMPSON, Reid	1991-92
23	L/RW	SINISALO, Ilkka	1981-90
21	RW	SIROIS, Bob	1974-75
9, 27	C	SITTLER, Darryl	1982-84
15	C	SKALDE, Jarrod	2001-02
43	D	SKOLNEY, Wade	2005-06
40	D	SLOANE, David	2008-09
15, 45	D	SLANEY, John	2001-02, 03-04
24	LW	SMITH, Derrick	1984-91
21	D	SMITH, Jason	2007-08
24, 5	D	SMITH, Steve	1981-82, 84-87
40, 6	D	SMYTH, Greg	1986-88
30	G	SNOW, Garth	1995-98
14	C	SNUGGERUD, Dave	1992-93
30	G	SODERSTROM, Tommy	1992-94
20	LW	SOMIK, Radovan	2002-04
30	G	ST.CROIX, Rick	1977-83
42, 22	D	ST.JACQUES, Bruno	2001-03
23	RW	STANKIEWICZ, Myron	1968-69
6	D	STANLEY, Allan	1968-69
28, 34, 29	D	STANLEY, Daryl	1983-84, 85-87
35	G	STEPHENSON, Wayne	1974-79
41	D	STEVENS, John	1986-88
25	LW	STEVENS, Kevin	2000-01
27	RW	STEVENSON, Turner	2005-06
44	C	STOCK, P.J.	2000-01
35	G	STORR, Jamie (DNP)	2005-06
44	C	STOTHERS, Mike	1984-88
19	C	STRATTON, Art	1967-69
15	LW	SULLIMAN, Doug	1988-90
11, 10	LW	SUTHERLAND, Bill	1967-71
15	RW	SUTTER, Rich	1983-86
14	C	SUTTER, Ron	1982-91
4	D	SUZOR, Mark	1976-77
3, 23	D	SVOBODA, Petr	1994-99
22	RW	SWARBRICK, George	1970-71
23	D	SYKORA, Michal	2000-01
26	D	SYVRET, Danny	2008-11, 12-**
T			
27	C	TALBOT, Maxime	2011-**
30	G	TAYLOR, Bobby	1971-76
35, 15	C	TAYLOR, Mark	1981-83
5	D	TERTYSHNY, Dmitri	1998-99
6	D	THERIEN, Chris	1994-04, 05-06
25	LW	THORESEN, Patrick	2007-08
17	RW	TIBBETTS, Billy	2001-02
2	D	TILEY, Brad	2000-01
3	D	TIMANDER, Mattias	2003-04
46	D	TIMONEN, Jussi	2006-07
44	D	TIMONEN, Kimmo	2007-**
14	C	TIPPETT, Dave	1993-94
22, 92	RW	TOCCHET, Rick	1984-92, 99-02
55	D	TOLLEFSEN, Ole-Kristian	2009-10
53	RW	TOLPEKO, Denis	2007-08
37	C	TOOKEY, Tim	1986-87
U			
20	C	UMBERGER, R.J.	2005-08
9	RW	UPSHALL, Scottie	2006-09

NO.	POS.	PLAYER	SEASON(S)
V			
23	D	VAANANEN, Ossi	2008-09
34	G	VANBIESBROUCK, John	1998-00
23, 26	D	VANDERMEER, Jim	2002-04, 2007-08
2	D	VAN IMPE, Ed	1967-76
21	LW	van RIEMSDYK, James	2009-12
10	RW	VERSTEEG, Kris	2010-11
43, 28, 11	RW	VERVERGAERT, Dennis	1978-80
43	C	VILGRAIN, Claude	1993-94
24, 29	LW	VOPAT, Roman	1998-99
93	RW	VORACEK, Jakub	2011-**
W			
8	D	WALKER, Matt	2010-**
36	C	WALZ, Wes	1991-93
18	LW	WARRINER, Todd	2002-03
38	C	WASHBURN, Steve	1999-00, 00-01
20	D	WATSON, Jimmy	1972-82
3, 14	D	WATSON, Joe	1967-78
2	D	WEINRICH, Eric	2001-04
7	D	WELLS, Jay	1988-90
47	LW	WELLWOOD, Eric	2010-**
54	RW	WESENBERG, Brian	1998-00
8, 6	D	WESLEY, Blake	1979-81
14, 15	C	WHITE, Peter	1998-01, 03-04
15, 23	C	WHITE, Todd	1999-00
24	D	WILKIE, Bob	1993-94
35, 34	C	WILLIAMS, Gordie	1981-83
14	RW	WILLIAMS, Justin	2000-04
3	D	WILSON, Behn	1978-83
1	G	WILSON, Dunc	1969-70
32	RW	WINNES, Chris	1993-94
35	G	WREGGET, Ken	1988-92
18	LW	WRIGHT, Jamie	2002-03
20	LW	WRIGHT, Keith	1967-68
10, 15, 21, 20	C	WRIGHT, Larry	1971-73, 75-76
Y			
61	C	YORK, Mike	2006-07
6	C	YOUNG, Tim	1984-85
30	G	YOUNG, Wendell	1987-88
2, 22	D	YUSHKEVICH, Dmitry	1992-95, 02-03
Z			
24	D	ZALAPSKI, Zarley	1999-00
24	D	ZEIDEL, Larry	1967-69
26	LW	ZELEPUKIN, Valeri	1998-00
40	LW	ZENT, Jason	1998-00
26	D	ZETTLER, Rob	1993-95
25	C	ZEZEL, Peter	1984-88
23	C	ZHAMNOV, Alexei	2003-04
93	RW	ZHERDEV, Nikolay	2010-11
77	D	ZHITNIK, Alexei	2006-07
29	LW	ZOLNIERCZYK, Harry	2011-**
42, 9	LW	ZUBRUS, Dainius	1996-99

 Denotes Flyers retired number
 **Still active on Flyers roster
 (DNP): Dressed, but did not play

ALL-TIME NUMERICAL ROSTER

#	POS	PLAYER	SEASON(S)	#	POS	PLAYER	SEASON(S)	#	POS	PLAYER	SEASON(S)
1	G	FAVELL, Doug	1967-73	6	C	YOUNG, Tim	1984-85	11	RW	SIM, Jon	2005-06
	G	PARENT, Bernie	1972-79	7	C	ANGOTTI, Lou	1967-68	12	LW	SUTHERLAND, Bill	1967-68
	G	PARENT, Bernie	1973-79		LW	BARBER, Bill	1972-85		RW	VERVERAERT, Dennis	1979-80
	G	WILSON, Dunc	1969-70		RW	DOBBIN, Brian	1986-88	12	LW	BERUBE, Craig	1998-99
2	D	BURT, Adam	1998-00		C	FISHER, Craig	1989-90		RW	CUMMINS, Jim	1993-94
	D	DAILEY, Bob	1976-82		C	LACROIX, Andre	1969-71		RW	DORNHOFFER, Gary	1976-78
	D	HATCHER, Derian	2005-09		LW	PARIZEAU, Michel	1971-72		LW	FORBES, Colin	1997-99
	D	HOWE, Mark	1982-92		D	WELLS, Jay	1988-90		LW	GAGNE, Simon	1999-2010
	D	HUFFMAN, Kerry	1995-96	8	LW	ANTOSKI, Shawn	1994-96		LW	JUHLIN, Patrik	1994-96
	D	JOSEPH, Chris	1998-99		D	BARON, Murray	1989-91		C/RW	KERR, Tim	1980-91
	D	KRAJICEK, Lukas	2009-10		LW	BLACKBURN, Don	1967-69		RW	PADDOCK, John	1979-80
	D	KUCERA, Frantisek	1996-97		D	BOWEN, Jason	1992-93		C	PASLAWSKI, Greg	1992-93
	D	MALAKHOV, Vladimir	2003-04		LW	DANIELS, Scott	1996-97	13	LW	CARCILLO, Dan	2008-11
	D	TILEY, Brad	2000-01		D	ERIKSSON, Thomas	1980-81		D	KUBINA, Pavel	2012
	D	VAN IMPE, Ed	1967-76		D	FITZPATRICK, Rory	2007-08		C	LAPOINTE, Claude	2002-04
	D	WEINRICH, Eric	2001-04		LW	HOYDA, Dave	1977-79		C	METROPOLIT, Glen	2008-09
	D	YUSHKEVICH, Dmitry	1992-95		RW	HULL, Jody	1998-99		RW	MICHAYLUK, Dave	1982-83
3	D	BARTULIS, Oskars	2009-11		D	GROSSMANN, Nicklas	2012-11	14	LW	ANDERSSON, Mikael	1998-00
	D	BLADON, Tom	1974-75		LW	KUSHNER, Dale	1991-92		C	COUTURIER, Sean	2011-11
	D	BRIMANIS, Aris	1996-97		D	MANTHA, Moe	1988-89		C	CULLEN, Matt	2006-07
	D	BROSSART, Willie	1972-73		D	MARSH, Brad	1981-88		RW	DANIELS, Kimbi	1991-92
	D	BROWN, Larry	1971-72		RW	MORRISON, Lew	1969-72		C	DARBY, Craig	1997-98
	D	CROSSMAN, Doug	1983-88		D	PETIT, Michel	1996-97		LW	HAMEL, Denis	2006-07
	D	GALLEY, Garry	1991-95		RW	RECCHI, Mark	1991-95, 98-04		RW	HANNIGAN, Pat	1967-68
	D	HILLMAN, Larry	1969-71		LW	SANDERSON, Geoff	2006-07		RW	JENSEN, Chris	1991-92
	D	KUKKONEN, Lasse	2008-09		LW	SCHULTZ, Dave	1973-76		C	LINSEMAN, Ken	1980-82
	D	MAIR, Jimmy	1971-72		D	WALKER, Matt	2010-11		C	MacTAVISH, Craig	1994-96
	D	McGILLIS, Dan	1997-03		D	WESLEY, Blake	1979-80		LW	MANELUK, Mike	1999-00
	D	MURPHY, Gord	1988-92	9	D/LW	COCHRANE, Glen	1978-79		RW	NODL, Andreas	2008-09
	D	RATHJE, Mike	2005-09		RW	DIMAIO, Rob	1994-96		RW	NOLET, Simon	1969-70
	D	RUMBLE, Darren	1995-96		C	DVORAK, Miroslav	1982-85		LW	PEDERSON, Mark	1991-93
	D	SVOBODA, Petr	1994-95		C	EKLUND, Pelle	1985-94		LW	PROPP, Brian	1979-82
	D	TIMANDER, Mattias	2003-04		LW	FLEMING, Reggie	1969-70		C	QUINN, Dan	1995-96
	D	WATSON, Joe	1968-69		RW	GREIG, Mark	2002-03		LW	READY, Ryan	2005-06
	D	WILSON, Behn	1970-83		LW	KELLY, Bob	1970-80		RW	RUZICKA, Stefan	2007-08
4	D	ASHBEE, Barry	1978-74		R	LALIBERTE, David	2009-11		C	SNUGGERUD, Dave	1992-93
	D	BLADON, Tom	1975-76		LW	McAMMOND, Dean	2000-01		C	SUTTER, Ron	1982-91
	D	GOODENOUGH, Larry	1976-77		RW	ROCHEFORT, Leon	1967-69		C	TIPPETT, Dave	1993-94
	D	MacSWEYN, Ralph	1969-70		RW	RUZICKA, Stefan	2006-07		D	WATSON, Joe	1970-78
	D	MISZUK, John	1968-70		C	SHARP, Patrick	2005-06		C	WHITE, Peter	1998-99
	D	SUZOR, Mark	1976-77		C	SITTLER, Darryl	1982-83		RW	WILLIAMS, Justin	2000-04
	D	BATHE, Frank	1983-84		RW	UPSHALL, Scottie	2006-09	15	RW	CHOQUINARD, Eric	2005-06
5	D	BAUMGARTNER, Nolan	2006-07		LW	ZUBRUS, Dainius	1998-99		C	CLEMENT, Bill	1971-72
	RW	BOLAND, Mike A.	1974-75	10	LW	BOIVIN, Claude	1992-94		RW	CONROY, Al	1993-94
	D	CHERRY, Dick	1968-70		C	BRIDGMAN, Mel	1975-82		C	CRISP, Terry	1942-77
	D	COBURN, Braydon	2006-11		D	BROSSART, Willie	1972-73		D	DAIGNEAULT, Jean-Jacques	1986-88
	D	GAUTHIER, Jean	1967-68		C	BULLARD, Mike	1988-90		RW	DIMITRAKOS, Niko	2005-07
	D	GOODENOUGH, Larry	1974-75		C	CLEMENT, Bill	1972-75		LW	DUPRE, Yanick	1994-95
	D	HALLER, Kevin	1994-97		LW	KUSHNER, Dale	1990-91		C	EVANS, Doug	1992-93
	D	HUFFMAN, Kerry	1986-90		LW	LeCLAIR, John	1994-04		RW	FALLOON, Pat	1995-98
	D	HUFFMAN, Kerry	1986-87, 91-92		D	McCRIMMON, Brad	1982-87		C	FISHER, Craig	1990-91
	D	HUGHES, Brent	1970-73		C	QUINN, Dan	1991-92		RW	GREIG, Mark	1998-00
	D	JOHNSON, Kim	2001-06		LW	ROUPE, Magnus	1987-88		RW	HANNIGAN, Pat	1968-69
	RW	LAJEUNESSE, Serge	1973-75		C	SCHENN, Brayden	2011-11		LW	HILL, Al	1980-81
	RW	LAPOINTE, Rick	1976-79		RW	SCHMAUTZ, Cliff	1970-71		C	KASPER, Steve	1991-93
	D	LEACH, Reggie	1981-82		LW	SELBY, Brit	1967-69		LW	KOVALENKO, Andrei	1998-99
	D	McCARTHY, Kevin	1986-87		LW	SUTHERLAND, Bill	1968-71		LW	KUSHNER, Dale	1991-92
	D	NATTRESS, Ric	1992-93		RW	VERSTEEG, Kris	2011-11		C	LACROIX, Andre	1967-68
	D	RAMAGE, Rob	1993-94		C	WRIGHT, Larry	1971-72		RW	LUCAS, Danny	1978-79
	D	RICHTER, Dave	1985-86	11	RW	AMONTE, Tony	2002-04		RW	LUPUL, Jeffrey	2007-09
	D	RUMBLE, Darren	1996-97		C	BETTS, Blair	2009-11		LW	MANELUK, Mike	1998-99
	D	SMITH, Steve	1984-87		LW	DAIGLE, Alexandre	1998-99		RW	MICKEY, Larry	1971-72
	D	TERTYSHNY, Dmitri	1998-99		C	DARBY, Craig	1996-97		RW	NODL, Andreas	2009-11
6	D	ARTHUR, Fred	1981-82		RW	DINEEN, Kevin	1995-96		C	PARK, Richard	1998-99
	D	CHYCHRUN, Jeff	1990-91		C	FLOCKHART, Ron	1982-84		C	PETERS, Garry	1967-71
	D	DUPONT, Andre	1974-80		LW	GENDRON, Jean-Guy	1968-72		RW	RUZICKA, Stefan	2006-07
	D	ERIKSSON, Thomas	1981-82		C	HACHBORN, Len	1984-85		RW	SACCO, Joe	2002-03
	D	HANNA, John	1967-68		RW	HULL, Jody	1999-01		C	SKALDE, Jarrod	2001-02
	D	HILLMAN, Wayne	1969-73		D	KANE, Boyd	2008-09		D	SLANEY, John	2001-02
	D	JONES, Randy	2003-04, 06-09		LW	LATAL, Jiri	1989-92		LW	SULLIMAN, Doug	1988-90
	D	KORDIC, Dan	1991-92, 93-94		LW	PLETKA, Vaclav	2001-02		RW	SUTTER, Rich	1983-86
	D	LILJA, Andreas	2011-11		C	POTULNY, Ryan	2005-08		C	TAYLOR, Mark	1982-84
	D	O'DONNELL, Sean	2010-11		C	QUINN, Dan	1995-96		C	WHITE, Peter	1999-00, 2003-04
	LW	PATERSON, Joe	1984-85		RW	RECCHI, Mark	1998-99		C	WHITE, Todd	1999-00
	D	SMYTH, Greg	1987-88		RW	SALESKI, Don	1977-79		C	WRIGHT, Larry	1972-73
	D	STANLEY, Allan	1968-69		C	SEABROOKE, Glen	1986-89	16	C	CLARKE, Bobby	1969-84
	D	THERIEN, Chris	1994-04, 2005-06		C	SHARP, Patrick	2002-03		LW	LAFOREGE, Claude	1967-68
	D	WESLEY, Blake	1980-81		C	SILLINGER, Mike	1997-99		LW	BERUBE, Craig	1988-91

Retired Numbers

ALL-TIME NUMERICAL ROSTER

#	POS	PLAYER	SEASON(S)	#	POS	PLAYER	SEASON(S)	#	POS	PLAYER	SEASON(S)
17	RW	BOLAND, Mike A.	1974-75	21	D	BUSNIUK, Mike	1979-80	24	RW	DORNHOEFER, Gary	1967-76
C/LW		BRIND'AMOUR, Rod	1991-00	D		CARRUTHERS, Dwight	1967-68	D		DYKHUIS, Karl	1994-97
C		CARTER, Jeff	2005-11	C		CUNNINGHAM, Jimmy	1977-78	LW		GRATTON, Josh	2008-09
D		HALE, Larry	1968-69	C		EDESTRAND, Darryl	1969-70	D		HOFFMEYER, Bob	1981-82
RW		HICKS, Wayne	1967-68	RW		FLETT, Bill	1971-74	D/RW		HOLT, Randy	1983-84
RW		HOLMGREN, Paul	1975-84	C		FORSBERG, Peter	2005-07	D		JOSEPH, Chris	1997-98
D		HOSPODAR, Ed	1984-85, 86-87	RW		GILLEN, Don	1979-80	LW		KAPANEN, Sami	2002-08
LW		LEFEBVRE, Guillaume	2002-03	LW		HORACEK, Tony	1989-91	D		MacSWEYN, Ralph	1971-72
RW		NOLET, Simon	1970-74	C		HUBACEK, Petr	2000-01	D		McALLISTER, Chris	2000-03
LW		OSBURN, Randy	1974-75	C		JOHNSON, Jimmy	1968-70	G		McLEOD, Don	1971-72
RW		SIMMONDS, Wayne	2011-12	D		KANE, Boyd	2003-04	LW		MURRAY, Pat	1991-92
RW		TIBBETTS, Billy	2001-02	LW		KORDIC, Dan	1995-99	D		MURRAY, Terry	1979-81
18	LW	CARSON, Lindsay	1981-88	LW		MacLEISH, Rick	1983-84	RW		READ, Matt	2011-12
RW		DOBBIN, Brian	1989-92	D		MacSWEYN, Ralph	1970-71	RW		SARRAZIN, Dick	1971-72
LW		DUPRE, Yanick	1995-96	RW		McCARTHY, Sandy	1998-00	LW		SMITH, Derrick	1984-91
RW		FEDYK, Brent	1992-96	RW		MORRISON, Gary	1979-82	D		SMITH, Steve	1981-82
C		HAWERCHUK, Dale	1995-97	RW		NOLET, Simon	1968-69	LW		VOPAT, Roman	1998-99
C		HOEKSTRA, Ed	1967-68	RW		PADDOCK, John	1976-77	D		WILKIE, Bob	1993-94
RW		KALLIO, Tomi	2002-03	RW		SARRAZIN, Dick	1968-70	D		ZALAPSKI, Zarley	1999-00
C		LANGKOW, Daymond	1998-01	LW		SECORD, Al	1988-89	D		ZEIDEL, Larry	1967-69
LW		LAWLLESS, Paul	1987-88	RW		SIKLENKA, Mike	2002-03	25	C	ACTON, Keith	1988-93
LW		LESUK, Bill	1970-72	RW		SIROIS, Bob	1974-75	LW		ADAMS, Greg	1981-82
C		LINSEMAN, Ken	1989-90	D		SMITH, Jason	2007-08	D		BARNES, Norm	1979-81
LW		LONGBERRY, Ross	1971-78	LW		vanRIEMSDYK, James	2009-12	D		BROSSART, Willie	1970-71
RW		MYHRES, Brant	1997-98	C		WRIGHT, Larry	1975-76	D		CARLE, Matt	2008-12
RW		PAIEMENT, Rosaire	1968-69	22	LW	BENNETT, Harvey	1976-78	D		DUCHESNE, Steve	1998-99
LW		PRESTON, Yves	1978-79, 80-81	C		BUTSAYEV, Viacheslav	1992-93	C		EVANS, John	1982-83
C		RICCI, Mike	1990-92	RW		BYERS, Mike	1968-69	D		FINLEY, Jeff	1993-94
C		RICHARDS, Mike	2005-2011	C		CORKUM, Bob	1995-96	RW		GUAY, Paul	1983-84
C		SHARP, Patrick	2002-03	LW		DANIELS, Scott	1996-97	D		HARRIS, Ted	1974-75
LW		WARRINER, Todd	2002-03	LW		FITZPATRICK, Ross	1983-84	D		JOSEPH, Chris	1998-99
LW		WRIGHT, Jamie	2002-03	D/LW		FOLEY, Rick	1971-72	LW		KOVALENKO, Andrei	1998-99
19	RW	ALLISON, Ray	1981-85	RW		GORENCE, Tom	1978-82	LW		MacADAM, Al	1973-74
D		BENNING, Brian	1991-93	C		HOLMSTROM, Ben	2011-12	D		MAIR, Jimmy	1970-71
C		BERGEN, Todd	1984-85	C		KENNEDY, Forbes	1967-70	D		McCARTHY, Kevin	1977-79
C		BERGLUND, Bo	1985-86	RW		KNUBLE, Mike	2005-09	D		MURRAY, Terry	1975-77
C		BERNIER, Serge	1968-70	C		LAMB, Mark	1993-95	RW		PLANTE, Pierre	1971-72
LW		CALDER, Kyle	2006-07	LW		LEINO, Ville	2009-2011	LW		PODIEH, Shion	1994-99
RW		CHOQUINARD, Eric	2002-04	C		MONTGOMERY, Jim	1994-96	D		POTVIN, Jean	1971-73
RW		DAIGLE, Alexandre	1997-98	RW		NOLET, Simon	1967-68	C		PRIMEAU, Keith	1999-06
D		DUCHESNE, Steve	1991-92, 98-99	RW		PELUSO, Mike	2003-04	RW		SALESKI, Don	1971-76
D		HALE, Larry	1971-72	D		RICHARDSON, Luke	1997-02	LW		SCHULTZ, Dave	1971-72
LW		HARTNELL, Scott	2007-11	LW		SCHOCK, Danny	1970-71	LW		STEVENS, Kevin	2000-01
LW		HEISKALA, Earl	1968-71	D		ST-JACQUES, Bruno	2002-03	LW		THORESEN, Patrick	2007-08
D		MacLEISH, Rick	1970-81	RW		SWARBRICK, George	1970-71	C		ZEZEL, Peter	1984-88
D		MacSWEYN, Ralph	1968-69	RW		TOCCHET, Rick	1984-92	26	C	BUTSAYEV, Viacheslav	1993-94
RW		MELLANBY, Scott	1985-91	D		YUSHKEVICH, Dmitry	2002-03	RW		CROWE, Phil	1995-96
RW		PAIEMENT, Rosaire	1969-70	D		YUSHKEVICH, Dmitry	2002-03	RW		DRUCE, John	1995-98
D		PELLETIER, Roger	1967-68	23	D	BARNES, Norm	1976-77	D		EMINGER, Steve	2008-09
RW		RADIVOJEVIC, Branko	2003-06	D		BLADON, Tom	1976-79	LW		FEDOTENKO, Ruslan	2000-02
LW		RANHEIM, Paul	2000-03	RW		COLLINS, Bill	1976-77	D		GUSTAFSSON, Erik	2011-12
RW		RENBERG, Mikael	1993-97, 98-00	C		DROLET, Rene	1971-72	C		HANDZUS, Michal	2002-06
C		STRATTON, Art	1967-69	RW		ELLISON, Matt	2005-06	C		HOSTAK, Martin	1990-92
20	RW	BARRIE, Len	1989-90	C		EVANS, John	1978-79, 80-81	D		HYNES, Gord	1992-93
RW		DIMAIO, Rob	1993-94	C		GARDNER, Dave	1979-80	C		KINDRACHUK, Orest	1972-78
RW		DINEEN, Kevin	1991-93	C		GAUTHIER, Denis	2005-08	C		LINSEMAN, Ken	1978-82
RW		DIVISEK, Tomas	2000-02	D		GODENOUGH, Larry	1975-76	D		MODRY, Jaroslav	2007-08
C		DOPITA, Jiri	2001-02	RW		GREIG, Mark	2000-01	D		PICARD, Alexandre	2006-07
LW		GENDRON, Jean-Guy	1967-68	D		HALE, Larry	1969-70	LW		PROPP, Brian	1982-90
D		HAWGOOD, Greg	1992-94	LW		LEFEBVRE, Guillaume	2001-02	RW		REID, Darren	2006-08
C		JOHNSON, Jimmy	1970-72	LW		LOMAKIN, Andrei	1991-93	D		SYVRET, Danny	2008-10, 2012-13
RW		JONES, Keith	1998-01	D		MALGUNAS, Stewart	1993-95	D		VANDERMEER, Jim	2007-08
C		KOAL, Eddie	1971-72	D		MANNING, Brandon	2012-13	LW		ZELEPUKIN, Valeri	1998-00
RW		KLATT, Trent	1995-99	C		MEEHAN, Gerry	1968-69	D		ZETTLER, Rob	1993-95
RW		LACOMBE, Normand	1990-91	LW		MURRAY, Pat	1990-91	27	LW	AFANASENKO, Dmitry	2006-07
LW		MAGUIRE, Kevin	1989-90	LW		SESTITO, Tom	2010-11	D		COWICK, Bruce	1973-74
RW		PAIEMENT, Rosaire	1967-68	L/RW		SINISALO, Ilkka	1981-90	RW		DOWNIE, Steve	2007-09
RW		PLANTE, Pierre	1972-73	RW		STANKIEWICZ, Myron	1968-69	D		ERIKSSON, Thomas	1983-86
C		POULIN, Dave	1984-90	D		SVOBODA, Petr	1995-99	D		GUSTAFSSON, Erik	2010-11
D		PRONGER, Chris	2009-11	D		SYKORA, Michal	2000-01	G		HEXTALL, Ron	1986-92, 94-99
LW		SOMIK, Radovan	2002-04	D		VAANANEN, Ossi	2008-09	LW		HLAVAC, Jan	2001-02
C		UMBERGER, R.J.	2005-08	D		VANDERMEER, Jim	2002-04	RW		LEACH, Reggie	1974-75, 80-81
D		WATSON, Jimmy	1972-82	C		WHITE, Todd	1999-00	D		McGILL, Ryan	1992-94
LW		WRIGHT, Keith	1967-68	C		WRIGHT, Larry	1975-76	C		PYORALA, Mika	2009-10
21	D	BATHE, Frank	1977-78	C		ZHAMNOV, Alexei	2003-04	C		ROBITAILLE, Randy	2006-07
C		BERNIER, Serge	1970-72	24	D	BALL, Terry	1967-68, 69-70	C		Savage, Andre	2002-03
RW		BOULERICE, Jesse	2001-02	D		BOYNTON, Nick	2011-2011	C		SITTLER, Darryl	1983-84
RW		BROWN, Dave	1984-89, 92-95	C		DALLMAN, Rod	1991-92	RW		STEVENSON, Turner	2005-06

ALL-TIME NUMERICAL ROSTER

#	POS	PLAYER	SEASON(S)	#	POS	PLAYER	SEASON(S)	#	POS	PLAYER	SEASON(S)	
27	C	TALBOT, Maxime	2011-11	33	G	BLOSKI, Mike (DNP)	1985-86	37	C	BERGLUND, Bo	1985-86	
28	D	BOTELL, Mark	1981-82	G	BOUCHER, Brian	1999-02, 2009-11	D	DESJARDINS, Eric	D	BERGLUND, Bo	1985-86	
C	BOWEN, Jason	1992-95	G	BURKE, Sean	1997-98, 2003-04	C	FREER, Mark	D	DESJARDINS, Eric	1994-06		
C	BUREAU, Marc	1998-00	LW	COTE, Riley	2006-07	LW	HILL, AJ	C	FREER, Mark	1986-92		
D	BUSNIUK, Mike	1980-81	G	HACKETT, Jeff	2003-04	LW	KALINSKI, Jon	C	HILL, AJ	1976-80		
RW	CALLANDER, Drew	1976-79	G	JENSEN, Darren	1984-85	LW	LAMOREUX, Mitch	C	KALINSKI, Jon	2009-11		
D	DUCHESNE, Steve	1991-92	G	LaFOREST, Mark	1987-89	C	LAMOREUX, Mitch	C	LAMOREUX, Mitch	1987-89		
D	DUPONT, Andre	1972-73	G	LAROCQUE, Michel	1982-84	C	TOOKEY, Tim	C	TOOKEY, Tim	1986-87		
RW	GIROUX, Claude	2008-11	G	MRAZEK, Jerome	1975-76	38RW	HEALY, Paul	C	TOOKEY, Tim	1986-87		
LW	HILL, AJ	1986-87	G	PEETERS, Pete	1978-82, 89-91	C	PLANTE, Derek	C	HEALY, Paul	1996-98		
LW	KANE, Boyd	2006-08	G	RESCH, Glenn	1985-87	C	PLANTE, Derek	C	PLANTE, Derek	2000-01		
D	KUKKONEN, Lasse	2006-08	G	ROSSEL, Dominic	1991-96, 96-97	C	WASHBURN, Steve	C	PLANTE, Derek	2000-01		
G	LEMELIN, Rejean (DNP)	1977-78	34	D	BAILEY, Reid	1980-81	39	D	FENYVES, Dave	C	WASHBURN, Steve	1999-00, 2000-01
C	MANDERVILLE, Kent	1999-02	RW	BARRIE, Len	1992-93	D	LANK, Jeff	D	FENYVES, Dave	1987-92		
LW	PATERSON, Joe	1985-86	LW	BERUBE, Craig	1986-88	C	MOORE, Robbie	LW	FITZPATRICK, Ross	C	LANK, Jeff	1999-00
D	PRINTZ, David	2005-06	D	BOWEN, Jason	1996-97	C	MURRAY, Marty	D	LANK, Jeff	1999-00		
D	RAGNARSSON, Marcus	2002-04	LW	BRICKLEY, Andy	1982-83	C	MURRAY, Mike	C	MOORE, Robbie	1978-80		
D	SAMUELSSON, Kjell	1986-92, 95-98	C	DOWD, Jim	2007-08	40	BOIVIN, Claude	D	MURRAY, Mike	1987-88		
D	SEIDENBERG, Dennis	2005-06	LW	FITZPATRICK, Ross	1984-85	D	BRIMANIS, Aris	D	BOIVIN, Claude	1991-92		
D	STANLEY, Daryl	1983-84	LW	GILLIS, Jere	1986-87	D	CHYCHRUN, Jeff	D	BRIMANIS, Aris	1993-96		
RW	VERVERGAERT, Dennis	1978-80	RW	GUAY, Paul	1984-85	G	HUTTON, Carter (DNP)	D	CHYCHRUN, Jeff	1986-87		
29	D	CARKNER, Terry	1988-93	RW	HARDING, Jeff	1988-90	RW	MELOCHE, Eric	C	HUTTON, Carter (DNP)	2010	
D/LW	COCHRANE, Glen	1982-85	D	HOFFMEYER, Bob	1982-83	RW	RUZICKA, Stefan	C	MELOCHE, Eric	2006-07		
C	CRISP, Terry	1972-73	C	HOLMSTROM, Ben	2010-11	RW	RUZICKA, Stefan	C	PROSPAL, Vaclav	2007-08		
LW	DEAN, Barry	1977-79	C	MacNEIL, Ian	2002-03	D	SLOANE, Dave	D	RUZICKA, Stefan	2005-06		
D	DYKHUIS, Karl	1998-00	G	McLEOD, Don	1971-72	D	SMYTH, Greg	D	SLOANE, Dave	2008-09		
G	EMERY, Ray	2009-10	D	MEYER, Freddy	2005-07	LW	ZENT, Jason	D	SMYTH, Greg	1986-87		
LW	FEDORUK, Todd	2000-04, 06-07	D	PATTERSON, Dennis	1979-80	41	D	ALBERTS, Andrew	LW	ZENT, Jason	1998-00	
LW	FOTIU, Nick	1987-88	C	POULIN, Dave	1982-83	G	BURKE, Sean	D	ALBERTS, Andrew	2008-09		
D	GOODENOUGH, Larry	1975-76	D	RICHTER, Dave	1985-86	G	HOLAN, Milos	G	BURKE, Sean	2003-04		
D	GUENIN, Nate	2007-09	D	ROOT, Bill	1987-88	D	MESZAROS, Andrej	D	HOLAN, Milos	1993-94		
D	JONES, Randy	2005-06	C	SEMONOV, Anatoli	1995-96	LW	MULVENNA, Glenn	D	MESZAROS, Andrej	2010-11		
D	McGILL, Ryan	1994-95	D	STANLEY, Daryl	1984-85	LW	PEDERSON, Mark	D	MULVENNA, Glenn	1992-93		
D	McILHARGIE, Jack	1974-77, 79-81	G	VANBIESBROUCK, John	1998-00	D	PICARD, Alexandre	D	PEDERSON, Mark	1990-91		
LW	ODJICK, Gino	1999-01	C	WILLIAMS, Gordie	1982-83	D	STEVENS, John	D	PICARD, Alexandre	2005-07		
C	OTTO, Joel	1995-98	35	D	BAILEY, Reid	1981-82	42	LW	BERANEK, Josef	D	STEVENS, John	1986-88
D	PICARD, Alexandre	2006-07	G	BEAUREGARD, Stephane	1992-93	D	BERGEN, Todd	D	BERANEK, Josef	1992-95		
D	RACINE, Yves	1993-94	G	BELHUMEUR, Michel	1972-73	G	ESCHE, Robert	D	BERGEN, Todd	1984-85		
D	STANLEY, Daryl	1985-87	G	BOBROVSKY, Sergei	2010-12	LW	NACHBAUR, Don	D	ESCHE, Robert	2002-07		
LW	VOPAT, Roman	1998-99	G	CARON, Sebastien (DNP)	2010	LW	PICARD, Michel	D	MANHATA, Moe	1991-92		
LW	ZOLNIERCZYK, Harry	2011-12	G	CHABOT, Frederic	1993-94	RW	ROMANIUK, Russ	D	NACHBAUR, Don	1985-90		
30	G	BACKLUND, Johan	2009-12	D/LW	COCHRANE, Glen	1983-84	C	ROSS, Jared	LW	PICARD, Michel	2000-01	
G	BELHUMEUR, Michel	1972-73	G	DUCHESNE, Jeremy	2009-10	RW	ROMANIUK, Russ	D	ROMANIUK, Russ	1995-96		
G	BRYZGALOV, Ilya	2011-12	G	FOSTER, Norm (DNP)	1993-94	LW	ZUBRUS, Dainius	D	ROSS, Jared	2008-10		
G	GAMBLE, Bruce	1970-72	G	FROESE, Bob	1982-87	43	D	ST. JACQUES, Bruno	D	ST. JACQUES, Bruno	2001-02	
G	GILLOW, Russ (DNP)	1971-72	G	GREENLAY, Mike (DNP)	1994-95	LW	ZUBRUS, Dainius	D	ZUBRUS, Dainius	1996-97		
G	HOFFORT, Bruce	1990-92	D	HOFFMEYER, Bob	1982-83	D	BIRON, Martin	D	ST. JACQUES, Bruno	2001-02		
G	INNESS, Gary	1975-77	D	HOULE, Martin	2006-08	C	FLOCKHART, Ron	D	ZUBRUS, Dainius	1996-97		
G	JENSEN, Darren	1985-86	G	KUNTAR, Les (DNP)	1994-95	LW	HORACEK, Tony	D	BIRON, Martin	2006-09		
G	McLEOD, Don	1971-72	G	LITTLE, Neil	1996-04	D	JONSSON, Lars	D	BOURDON, Marc-Andre	2011-12		
G	NIITYMAKI, Antero	2003-09	RW	MICHAYLUK, Dave	1981-82	D	MALGUNAS, Stewart	D	DELMORE, Andy	1998-01		
G	PARENT, Bernie	1967-71	G	STEPHENSON, Wayne	1974-79	C	SKOLNEY, Wade	D	FLOCKHART, Ron	1980-82		
G	PARENT, Bernie	1967-71	G	STORR, Jamie (DNP)	2005-06	RW	VERVERGAERT, Dennis	D	HORACEK, Tony	1991-92		
G	SETTLEMAYER, Dave (DNP)	1989-90	C	TAYLOR, Mark	1981-82	C	VILGRAIN, Claude	D	JONSSON, Lars	2006-08		
G	SNOW, Garth	1995-98	C	WILLIAMS, Gordie	1981-82	44	D	BABYCH, Dave	D	MALGUNAS, Stewart	1993-94	
G	SODERSTROM, Tommy	1992-94	G	WREGGETT, Ken	1988-92	D/LW	COCHRANE, Glen	D	SKOLNEY, Wade	2005-06		
G	ST. CROIX, Rick	1977-83	36	LW	ADAMS, Greg	1980-81	D	CRONIN, Shawn	D	VERVERGAERT, Dennis	1978-79	
G	TAYLOR, Bobby	1971-76	RW	ALLISON, Ray	1986-87	D	EATON, Mark	D	VILGRAIN, Claude	1993-94		
G	YOUNG, Wendell	1987-88	D	BAILEY, Reid	1981-82	D	FOSTER, Corey	D	BABYCH, Dave	1997-99		
31	D	BATHE, Frank	1978-83	RW	BOULIERE, Jesse	2007-08	D	HUBER, Willie	D	COCHRANE, Glen	1980-81	
G	LINDBERGH, Pelle	1981-86	C	CLARKE, Bobby	1981-82	D	NIINIMAA, Janne	D	CRONIN, Shawn	1992-93		
G	MYRE, Phil	1979-81	RW	ELLISON, Matt	2006-07	D	PITKANEN, Joni	D	EATON, Mark	1999-00		
LW	RITCHIE, Bob	1976-77	LW	FAUST, Andre	1992-94	D	PITKANEN, Joni	D	FOSTER, Corey	1991-92		
32	D	BAST, Ryan	1998-00	RW	GORENCE, Tom	1982-83	C	SEMONOV, Anatoli	D	HUBER, Willie	1987-88	
LW	BERUBE, Craig	1999-00	C	HACHBORN, Len	1983-84	C	STOCK, P.J.	D	NIINIMAA, Janne	1996-98		
RW	BROWN, Dave	1982-83	LW	HILL, AJ	1987-88	C	STOTHERS, Mike	D	PITKANEN, Joni	2003-07		
G	CECHMANEK, Roman	2000-03	RW	KAVANAGH, Pat	2005-06	C	STOTHERS, Mike	D	SEMONOV, Anatoli	1994-95		
LW	COTE, Riley	2007-09	LW	KUSHNER, Dale	1989-90	45RW	ASHAM, Aaron	D	STOCK, P.J.	2000-01		
LW/C	CRAVEN, Murray	1984-91	RW	LACOMBE, Normand	1989-90	D	ASHAM, Aaron	D	STOTHERS, Mike	1984-88		
C	DUNLOP, Blake	1977-79	D	McCARTHY, Kevin	1985-87	RW	DIONNE, Gilbert	C	TIMONEN, Kimmo	2007-11		
LW	FITZPATRICK, Ross	1982-83	LW	MOKOSAK, Carl	1985-86	C	FREER, Mark	C	ASHAM, Aaron	2008-10		
D	GRENIER, Martin	2006-08	C	POWE, Darroll	2008-11	RW	JENSEN, Chris	D	DIONNE, Gilbert	1994-96		
LW	LACROIX, Daniel	1996-98	C	RINALDO, Zac	2011-12	C	PROSPAL, Vaclav	D	FREER, Mark	1987-88		
RW	PADDOCK, John	1982-83	D	ROBERTS, Gordie	1987-88	LW	SHELLEY, Jody	D	JENSEN, Chris	1989-91		
LW	SESTITO, Tom	2012-13	D	RUMBLE, Darren	1990-91	D	SLANEY, John	D	PICARD, Alexandre	2006-08		
C	SHARP, Patrick	2003-04	D	SEIDENBERG, Dennis	2002-04	46	C	BIGGS, Don	C	PROSPAL, Vaclav	1996-97	
RW	WINNES, Chris	1993-94	C	WALZ, Wes	1991-93	RW	DANIELS, Kimbi	D	SHELLEY, Jody	2010-11		
33	G	BACASHIUA, Jason	2012	37	D	ANDERSON, Shawn	1994-95	LW	GRATTON, Josh	2005-06		

ALL-TIME NUMERICAL ROSTER

#	POS	PLAYER	SEASON(S)	#	POS	PLAYER	SEASON(S)	#	POS	PLAYER	SEASON(S)
46	LW	KALINSKI, Jon	2008-09	50	D	SANDELIN, Scott	1990-91	65	LW	GREENTREE, Kyle	2007-08
	D	MARSHALL, Kevin	2011-12	51	D	FRITSCH, Jamie	2008-09		D	GUENIN, Nate	2006-07
	D	TIMONEN, Jussi	2006-07		D	JONES, Randy	2003-04	66	LW	DUPRE, Yanick	1991-92
47	D	HUBER, Willie	1987-88		C	SHARP, Patrick	2002-03	67	G	MUNROE, Scott(DNP)	2006-09
	LW	JONES, Brad	1991-92	52	LW	FEDORUK, Todd	2000-01	68	G	HOFFORT, Bruce	1989-90
	RW	LAW, Kirby	2000-01, 2002-04		LW	GRANT, Tristen	2006-08		RW	JAGR, Jaromir	2011-12
	D	SABOL, Shaun	1989-90	53	D	BOWEN, Jason	1995-96		RW	LACOMBE, Normand	1989-90
	D	SBISA, Luca	2008-09		RW	TOLPEKO, Denis	2007-08	77	D	COFFEY, Paul	1996-98
	LW	WELLWOOD, Eric	2010-11	54	D	PRINTZ, David	2006-07		C	GRATTON, Chris	1998-99
48	C	BRIERE, Danny	2007-11		RW	WESENBERG, Brian	1998-00		C	OATES, Adam	2001-02
	LW	FORBES, Colin	1996-97	55	RW	BRENDL, Pavel	2001-03		D	PARENT, Ryan	2006-10
	D	MEYER, Freddy	2003-04		LW	EAGER, Ben	2005-08		D	ZHITNIK, Alexei	2006-07
	D	ROOT, Bill	1987-88		C	GRATTON, Chris	1997-98	87	LW	BRASHEAR, Donald	2001-06
	LW	SIMPSON, Reid	1991-92		D	MARKOV, Danny	2003-04	88	C	LINDROS, Eric	1992-00
49	G	D'AMOUR, Marc	1988-89		D	SAMUELSSON, Ulf	1999-00	89	C	COMRIE, Mike	2003-04
	G	GILMOUR, Darryl (DNP)	1987-88		D	TOLLEFSEN, Ole-Kristian	2009-10	92	RW	TOCCHET, Rick	1999-02
	G	LEIGHTON, Michael	2006-07, 2009-11	56	RW	GIROUX, Claude	2007-08	93	C	NEDVED, Petr	2005-07
	G	QUELLET, Maxime	2000-01	58	LW	ARMSTRONG, BillH.	1990-92		RW	VORACEK, Jakub	2011-11
	G	PELLETIER, Jean-Marc	1998-00	60	RW	RADUNS, Nate	2008-09		RW	ZHERDEV, Nikolay	2010-11
	LW	SAVAGE, Brian	2005-06	61	C	YORK, Mike	2006-07	97	C	ROENICK, Jeremy	2001-04
				62	D	LATAL, Jiri	1989-90				

FLYERS HISTORY – STANLEY CUP TEAMS & “THE STREAK” TEAM

1973-74 STANLEY CUP CHAMPIONS

General Manager: Keith Allen **Coach:** Fred Shero

Barry Ashbee	Ross Lonsberry
Bill Barber	Al MacAdam
Tom Bladon	Rick MacLeish
Bobby Clarke - C	Simon Nolet
Bill Clement	Bernie Parent
Bruce Cowick	Don Saleski
Terry Crisp	Dave Schultz
Gary Dornhoefer	Bob Taylor
Andre Dupont	Ed Van Impe
Bill Flett	Jimmy Watson
Bob Kelly	Joe Watson
Orest Kindrachuk	

Trainers: Jim McKenzie, Frank Lewis

1974-75 STANLEY CUP CHAMPIONS

General Manager: Keith Allen **Coach:** Fred Shero

Bill Barber	Ross Lonsberry
Tom Bladon	Rick MacLeish
Bobby Clarke - C	Bernie Parent
Bill Clement	Don Saleski
Terry Crisp	Dave Schultz
Gary Dornhoefer	Wayne Stephenson
Andre Dupont	Bob Taylor
Larry Goodenough	Ed Van Impe
Ted Harris	Jimmy Watson
Bob Kelly	Joe Watson
Orest Kindrachuk	
Reggie Leach	

Trainers: Jim McKenzie, Frank Lewis

THE FLYERS STREAK

October 14, 1979 to January 6, 1980: 25 WINS - 0 LOSSES - 10 TIES

Longest undefeated streak of any team in the history of professional sports in North America

General Manager: Keith Allen **Coach:** Pat Quinn

Bill Barber	Bob Dailey	Reggie Leach	Pete Peeters
Norm Barnes	Andre Dupont	Ken Linseman	Brian Propp
Frank Bathe	Tom Gorence	Rick MacLeish	Dennis Ververgaert
Mel Bridgman - C	Al Hill	Phil Myre	Jimmy Watson
Mike Busniuk	Paul Holmgren	John Paddock	Behn Wilson
Bobby Clarke	Bob Kelly	Dennis Patterson	

COACHES

	SEASONS		
Keith Allen	1967-68	to	1968-69
Vic Stasiuk	1969-70	to	1970-71
Fred Shero	1971-72	to	1977-78
Bob McCammon	1978-79		
Pat Quinn	1978-79	to	1981-82
Bob McCammon	1981-82	to	1983-84
Mike Keenan	1984-85	to	1987-88
Paul Holmgren	1988-89	to	1991-92
Bill Dineen	1991-92	to	1992-93
Terry Simpson	1993-94		
Terry Murray	1994-95	to	1996-97
Wayne Cashman	1997-98		
Roger Neilson	1997-98	to	1999-2000
Craig Ramsay	1999-2000	to	2000-01
Bill Barber	2000-01	to	2001-02
Ken Hitchcock	2002-03	to	2006-07
John Stevens	2006-07	to	2009-10
Peter Laviolette	2009-10	to	present

CAPTAINS

	SEASONS		
Lou Angotti	1967-68		
Ed Van Impe	1968-69	to	1972-73
Bobby Clarke	1972-73	to	1978-79
Mel Bridgman	1979-80	to	1980-81
Bill Barber	1981-82	to	1982-83
Bobby Clarke	1982-83	to	1983-84
Dave Poulin	1984-85	to	1989-90
Ron Sutter	1989-90	to	1990-91
Rick Tocchet	1991-92		
Kevin Dineen	1993-94		
Eric Lindros	1994-95	to	1999-2000
Eric Desjardins	1999-2000	to	2001-02
Keith Primeau	2001-02	to	2005-06
Derian Hatcher	2005-06		
Peter Forsberg	2006-07		
Jason Smith	2007-08		
Mike Richards	2008-09	to	2010-11
Chris Pronger	2010-11	to	present

GENERAL MANAGERS

	SEASONS		
Bud Poile	1967-68	to	1969-70
Keith Allen	1969-70	to	1982-83
Bob McCammon	1983-84		
Bob Clarke	1984-85	to	1989-90
Russ Farwell	1990-91	to	1993-94
Bob Clarke	1994-95	to	2006-07
Paul Holmgren	2006-07	to	present

ALL-TIME FLYERS TRADES 1967-2012

OCTOBER 18, 1967: 1st Round in 1970 (Rick MacLeish) to Boston for Rosaire Paiement.

OCTOBER 23, 1967: Cash to Cleveland (AHL) for Larry Zeidel.

FEBRUARY 27, 1968: Wayne Hicks to Pittsburgh for Art Stratton.

MAY 20, 1968: Art Stratton and John Hanna to Seattle for Earl Heiskala.

JUNE 11, 1968: Lou Angotti and Ian Campbell to St. Louis for Darryl Edestrand and Jerry Melnyk.

MARCH 2, 1969: Brit Selby and Forbes Kennedy to Toronto for Gerry Meehan and Mike Byers.

MAY 14, 1969: John Miszuk to Minnesota for Wayne Hillman; Ron Buchanan to St. Louis for cash.

JUNE 6, 1969: Don Blackburn and Leon Rochefort to NY Rangers for Reggie Flemming.

JUNE 10, 1969: Bob Barlow to Minnesota for cash.

JUNE 12, 1969: Cash to Montreal for Jean-Guy Gendron.

MAY 20, 1970: Mike Byers to Los Angeles for Brent Hughes.

MAY 22, 1970: Darryl Edestrand and Larry McKillop to Hershey (AHL) for Barry Ashbee.

JUNE 11, 1970: Terry Ball to Pittsburgh for George Swarbrick.



JANUARY 31, 1971: Mike Walton to Boston for Rick MacLeish and Danny Schock.

JANUARY 31, 1971: Bernie Parent and 2nd Round in 1971 (Rick Kehoe) to Toronto for Mike Walton, Bruce Gamble, and 1st Round in 1971 (Pierre Plante).

JUNE 13, 1971: Larry Hillman to Los Angeles for Larry Mickey.

OCTOBER 15, 1971: Andre Lacroix to Chicago for Rick Foley.

NOVEMBER 16, 1971: Larry Mickey to Buffalo for Larry Keenan.

JANUARY 28, 1972: Serge Bernier, Jimmy Johnson, Bill Lesuk to Los Angeles for Bill Flett, Ed Joyal, Ross Lonsberry, and Jean Potvin.

AUGUST 3, 1972: Cash to Boston for John McKenzie.

DECEMBER 14, 1972: Brent Hughes and Pierre Plante to St. Louis for Andre Dupont and 3rd Round in 1973 (Bob Stumpf).

MARCH 5, 1973: Jean Potvin and a player to be named later (Glen Irwin) to NY Islanders for Terry Crisp.

MAY 15, 1973: 1st Round in 1973 (Bob Neely) and future considerations (Doug Favell) to Toronto for the rights to Bernie Parent and 2nd Round in 1973 (Larry Goodenough).

MAY 15, 1973: Rick Foley to Detroit for Serje Lajeunesse.

MAY 23, 1973: Willie Brossart to Toronto for cash.

MAY 25, 1973: Bob Currier, Tom Trevelyan, Bob Hurlbust, and Jim Stanfield to San Diego (WHL) for Bruce Cowick.

JULY 27, 1973: Doug Favell to Toronto to complete May 15, 1973 trade.

MAY 24, 1974: Larry Wright, Al MacAdam, and 1st Round in 1974 (Ron Chipperfield) to California for Reggie Leach.

MAY 27, 1974: Bill Flett to Toronto for Dave Fortier and Randy Osburn.

SEPTEMBER 16, 1974: 2nd Round in 1975 (Jamie Masters) and rights to Randy Andreachuk to St. Louis for Wayne Stephenson.

SEPTEMBER 16, 1974: Cash to St. Louis for Ted Harris.

DECEMBER 11, 1974: George Pesut to California for Ron Chipperfield.

JUNE 4, 1975: Bill Clement, Don McLean, and 1st Round in 1975 (Alex Forsythe) to Washington for 1st Round in 1975 (Mel Bridgman).

DECEMBER 15, 1975: Bob Sirois to Washington for a player to be named later (John Paddock).

MARCH 9, 1976: Bobby Taylor and Ed Van Impe to Pittsburgh for Gary Inness.

SEPTEMBER 29, 1976: Dave Schultz to Los Angeles for 4th Round in 1977 (Yves Gaillemette) and 2nd Round in 1978 (later transferred to Colorado; Merlin Malinowski).

NOVEMBER 24, 1976: Cash to Washington for Harvey Bennett.

DECEMBER 4, 1976: Bill Collins to Washington for cash.

JANUARY 20, 1977: Larry Goodenough and Jack McIlhargey to Vancouver for Bob Dailey.

ALL-TIME FLYERS TRADES 1967-2012

FEBRUARY 17, 1977: Terry Murray, Bob Ritchie, Steve Coates, and Dave Kelly to Detroit for Rick Lapointe and Mike Korney.

JUNE 17, 1977: Steve Short to Los Angeles for future considerations (Paul Evans).

AUGUST 5, 1977: Mark Suzor to Colorado for Barry Dean.

OCTOBER 28, 1977: Harvey Bennett to Minnesota for Blake Dunlop and 3rd Round in 1978 (Gord Salt).

NOVEMBER 1, 1977: Cash to Detroit for Terry Murray.

NOVEMBER 3, 1977: Paul Evans from Los Angeles to complete June 17, 1977 trade.

JUNE 2, 1978: Fred Shero to NY Rangers for 1st Round in 1978 (Ken Linseman).

JUNE 14, 1978: Tom Bladen, Ross Lonsberry, and Orest Kindrachuk to Pittsburgh for 1st Round in 1978 (Behn Wilson) and future considerations.

AUGUST 31, 1978: Joe Watson to Colorado for cash.

DECEMBER 29, 1978: Drew Callander and Kevin McCarthy to Vancouver for Dennis Ververgaert.

MARCH 3, 1979: Don Saleski to Colorado for future considerations.

JUNE 7, 1979: Blake Dunlop and Rick Lapointe to St. Louis for Phil Myre.

AUGUST 16, 1979: Wayne Stephenson to Washington for 3rd Round in 1981 (Barry Tabobondung).

SEPTEMBER 4, 1979: Dennis Sobchuk to Detroit for 5th Round in 1981 (Dave Michayluk).

JANUARY 2, 1980: Cash to Vancouver for Jack McIlhargey.

JUNE 11, 1980: Barry Dean to Edmonton for Ron Areshenkoff and 10th Round in 1980 (Bob O'Brien).

AUGUST 11, 1980: John Paddock to Quebec for cash.

AUGUST 21, 1980: Bob Kelly to Washington for 3rd Round in 1982 (Bill Campbell).

SEPTEMBER 15, 1980: Andre Dupont to Quebec for cash and 7th Round in 1981 (Vladimir Svitek).

NOVEMBER 21, 1980: Norm Barnes and Jack McIlhargey to Hartford for 2nd Round in 1982 (later transferred to Toronto; Peter Ihnacek).

FEBRUARY 26, 1981: Phil Myre to Colorado for cash.

JULY 3, 1981: Rick MacLeish, Blake Wesley, Don Gillen, and 1st Round in 1982 (Paul Lawless), 2nd Round in 1982 (Mark Paterson), and 3rd Round in 1982 (Kevin Dineen) to Hartford for Ray Allison, Fred Arthur, 1st Round in 1982 (Ron Sutter), and 3rd Round in 1982 (Miroslav Dvorak).

NOVEMBER 11, 1981: Mel Bridgman to Calgary for Brad Marsh.

JANUARY 20, 1982: Rick Costello, Hartford's 2nd Round in 1982 (Peter Ihnacek), and future considerations (Ken Strong) to Toronto for Darryl Sittler.

JUNE 9, 1982: Pete Peeters to Boston for Brad McCrimmon.

AUGUST 20, 1982: Greg Adams, Ken Linseman, 1st Round in 1983 (David Jensen) and 3rd Round in 1983 (Leif Karlsson) to Hartford for Mark Howe and 3rd Round in 1983 (Derrick Smith).

OCTOBER 22, 1982: Peter Dineen to Edmonton for Bob Hoffmeyer.

JANUARY 11, 1983: Rick St. Croix to Toronto for Michel Larocque.

JUNE 8, 1983: Behn Wilson to Chicago for Doug Crossman and 2nd Round in 1984 (Scott Mellanby).

OCTOBER 23, 1983: Andy Brickley, Mark Taylor, Ron Flockhart, 1st Round in 1984 (Roger Belanger) and 3rd Round in 1984 (later transferred to Vancouver; Mike Stevens) to Pittsburgh for Rich Sutter, 2nd Round in 1984 (Greg Smyth), and 3rd Round in 1984 (David McLay).

JANUARY 5, 1984: Michel Larocque to St. Louis for cash.

JANUARY 8, 1984: Rick MacLeish to Detroit for future considerations.

FEBRUARY 23, 1984: Paul Holmgren to Minnesota for rights to Paul Guay and 3rd Round in 1985 (Darryl Gilmour).



SEPTEMBER 27, 1984: Sam St. Laurent to New Jersey for future considerations.

OCTOBER 10, 1984: Darryl Sittler to Detroit for Joe Paterson and Murray Craven.

OCTOBER 16, 1984: Future considerations to Winnipeg for Tim Young.

MARCH 12, 1985: Glen Cochrane to Vancouver for 3rd Round in 1986 (later transferred to Vancouver, Dan Gibson).

OCTOBER 11, 1985: Paul Guay and 4th Round in 1986 (Sylvain Couturier) to Los Angeles for Steve Seguin and 2nd Round in 1986 (Jukka Seppo).

ALL-TIME FLYERS TRADES 1967-2012

NOVEMBER 29, 1985: Ed Hospodar and Todd Bergen to Minnesota for Bo Berglund and Dave Richter.

DECEMBER 6, 1985: Len Hachborn to Los Angeles for cash.

DECEMBER 18, 1985: Joe Paterson to Los Angeles for 4th Round in 1986 (Mark Bar).

MARCH 11, 1986: 3rd Round in 1986 (Marc Laniel) to New Jersey for Glenn "Chico" Resch.

JUNE 6, 1986: Rich Sutter, Dave Richter, and Vancouver's earlier acquired 3rd Round in 1986 (Dan Gibson) to Vancouver for J.J. Daigneault, 2nd Round in 1986 (Kent Hawley), and 5th Round in 1987 (later transferred to Vancouver; Sean Fabian).

JUNE 21, 1986: 5th Round in 1986 (Todd McLellan) to New York Islanders for Mike Murray.

OCTOBER 30, 1986: Andre Villeneuve to Montreal for Dom Campedelli.

DECEMBER 18, 1986: Bob Froese to NY Rangers for Kjell Samuelsson and 2nd Round in 1989 (Patrik Juhlin).

MARCH 9, 1987: Dom Campedelli to Edmonton for Jeff Brubaker.

JUNE 13, 1987: 2nd Round in 1987 (Bob Wilkie) to Detroit for Mark Laforest.

JUNE 13, 1987: Vancouver's earlier acquired 5th Round in 1987 (Sean Fabian) to Vancouver for 5th Round in 1989 (later transferred to Vancouver; Peter White).

JULY 21, 1987: Jeff Brubaker to New York Rangers for cash.

AUGUST 26, 1987: Brad McCrimmon to Calgary for 1st Round in 1989 (later transferred to Toronto; Steve Bancroft) and 3rd Round in 1988 (Dominic Roussel).

AUGUST 31, 1987: Darren Jensen and Daryl Stanley to Vancouver for Wendell Young and 3rd Round in 1990 (Kimb Daniels).

DECEMBER 4, 1987: Mike Stothers to Toronto for 5th Round in 1989 (later transferred to Minnesota; Pat MacLeod).

JANUARY 22, 1988: Lindsay Carson to Hartford for Paul Lawless.

FEBRUARY 9, 1988: 4th Round in 1989 (Jean-Francois Quintin) to Minnesota for Gordie Roberts.

MARCH 1, 1988: Paul Lawless and Vancouver's earlier acquired 5th Round in 1989 (Peter White) to Vancouver for Willie Huber.

MARCH 8, 1988: Gordie Roberts to St. Louis for 5th Round in 1989 later upgraded to 4th Round in 1989 (Reid Simpson).

JUNE 21, 1988: Bill Root to Toronto for Mike Stothers.

JULY 25, 1988: Greg Smyth and 3rd Round in 1989 (John Tanner) to Quebec for Terry Carkner.

SEPTEMBER 1, 1988: Wendell Young and 7th Round in 1990 (Mika Valila) to Pittsburgh for 3rd Round in 1990 (Chris Therien).

SEPTEMBER 28, 1988: Michael Boyce to NY Rangers for Chris Jensen.

SEPTEMBER 29, 1988: Doug Crossman to Los Angeles for Jay Wells.

NOVEMBER 7, 1988: J.J. Daigneault to Montreal for Scott Sandelin.

NOVEMBER 29, 1988: Peter Zeliz to St. Louis for Mike Bullard.

DECEMBER 8, 1988: Toronto's earlier acquired 5th Round in 1989 (Pat MacLeod) to Minnesota for Moe Mantha.



DECEMBER 12, 1988: Future considerations to Winnipeg for Steve Fletcher.

FEBRUARY 7, 1989: 5th Round in 1989 (Keith Carney) to Toronto for Al Secord.

FEBRUARY 7, 1989: Dave Brown to Edmonton for Keith Acton and 6th Round in 1991 (Dimitri Yushkevich).

MARCH 6, 1989: 1st Round in 1989 (Rob Peterson) and Calgary's earlier acquired 1st Round in 1989 (Steve Bancroft) to Toronto for Ken Wregget.

JULY 21, 1989: Shawn Cronin to Winnipeg for future considerations.

AUGUST 28, 1989: 7th Round in 1991 to Toronto for the rights to Jiri Latal.

SEPTEMBER 8, 1989: Mark Laforest to Toronto for 6th Round in 1991 (later upgraded to 5th Round in 1991) and 7th Round in 1991 (previously traded to Toronto for rights to Jiri Latal; Andrei Lomakin).

SEPTEMBER 28, 1989: Pete Peeters and Keith Acton to - Winnipeg for future considerations.

ALL-TIME FLYERS TRADES 1967-2012

OCTOBER 3, 1989: 5th Round in 1991 (acquired earlier from Toronto; Juha Ylonen) and a conditional pick (acquired earlier from Winnipeg for Shawn Cronin) to Winnipeg for Pete Peeters and Keith Acton.

JANUARY 5, 1990: 4th Round in 1990 or 1991 (Oilers' option) to Edmonton for Norman Lacombe. The Oilers exercised the 1990 option and selected Joel Blain.



JANUARY 16, 1990: Dave Poulin to Boston for Ken Linseman.

MARCH 2, 1990: Brian Propp to Boston for 2nd Round in 1990 (Terran Sandwith).

MARCH 5, 1990: Jay Wells and 4th Round in 1991 (Peter Ambroziak) to Buffalo for Kevin Maguire and 2nd Round in 1990 (Mikael Renberg).

JUNE 16, 1990: Kevin Maguire and 8th Round in 1991 (Dimitri Mironov) to Toronto for 3rd Round in 1990 (Al Kinisky).

MARCH 5, 1991: 2nd Round in 1991 (Jim Campbell) to Montreal for Mark Pederson.

MAY 30, 1991: Scott Mellanby, Craig Berube and Craig Fisher to Edmonton for Dave Brown, Corey Foster and the rights to Jari Kurri.

MAY 30, 1991: Jeff Chychrun and the rights to Jari Kurri to Los Angeles for Steve Duchesne, Steve Kasper and 4th Round in 1991 (Aris Brimanis).

JULY 29, 1991: Rights to Mike Bullard to Toronto for 3rd Round in 1993 (Vaclav Prospal).

AUGUST 5, 1991: Shaun Sabol to New York Rangers for future considerations.

AUGUST 8, 1991: Don Biggs to New York Rangers for future considerations.

SEPTEMBER 22, 1991: Ron Sutter and Murray Baron to St. Louis for Rod Brind'Amour and Dan Quinn.

NOVEMBER 13, 1991: Murray Craven and 4th Round (Kevin Smyth) in 1992 to Hartford for Kevin Dineen.

JANUARY 2, 1992: Gord Murphy, Brian Dobbin and 3rd Round in 1992 (Sergi Zholtok) to Boston for Garry Galley, Wes Walz and exchange of Boston's 3rd round in 1993 (Milos Holan) for the Flyers' 4th round in 1993 (Charles Paquette).

FEBRUARY 7, 1992: Tony Horacek to Chicago for Ryan McGill.

FEBRUARY 19, 1992: Rick Tocchet, Kjell Samuelsson, Ken Wregget and 3rd Round (Dave Roche) to Pittsburgh for Mark Recchi, Brian Benning and Los Angeles' 1st Round in 1992 (Jason Bowen). (Benning and 1st Round were obtained by Pittsburgh in a separate transaction with Los Angeles.)

FEBRUARY 27, 1992: Future considerations to Winnipeg for Moe Mantha.

JUNE 20, 1992: Mike Ricci, Peter Forsberg, Steve Duchesne, Kerry Huffman, Ron Hextall, Chris Simon, Flyers 1st Round in 1993 (Jocelyn Thibault) and 1994 and \$15 million to Quebec for Eric Lindros.

OCTOBER 1, 1992: 4th Round in 1993 to Detroit for Brent Fedyk.

OCTOBER 1, 1992: 3rd Round in 1993 and 5th Round in 1994 to Winnipeg for Stephane Beauregard.

DECEMBER 8, 1992: Steve Kasper to Tampa Bay for Dan Vinchette.

DECEMBER 18, 1992: Mark Pederson to San Jose for Dave Snuggerud.

JANUARY 16, 1993: Brian Benning to Edmonton for Josef Beranek and Greg Hawgood.

FEBRUARY 2, 1993: Future considerations to Detroit for Bob Wilkie.

MARCH 18, 1993: Greg Paslawski to Calgary for 9th Round in 1993 (E.J. Bradley).

JUNE 11, 1993: Stephane Beauregard to Winnipeg for 3rd Round in 1993 and 5th Round in 1994.

JUNE 20, 1993: Rights to Greg Johnson and 5th round in 1994 (Frederic Deschenes) to Detroit for Jim Cummins and the Flyers' 4th Round in 1993 (previously exchanged for Brent Fedyk).

AUGUST 5, 1993: Shawn Cronin to San Jose for future considerations.

SEPTEMBER 9, 1993: Fifth Round in 1995 (David Arsenault) to Detroit for Stewart Malgunas.

OCTOBER 5, 1993: Terry Carkner to Detroit for Yves Racine and 4th Round in 1994 (Sebastien Vallee).

NOVEMBER 28, 1993: Future considerations to Montreal for Rob Ramage.

NOVEMBER 30, 1993: Greg Hawgood to Florida for future considerations.

ALL-TIME FLYERS TRADES 1967-2012

FEBRUARY 1, 1994: Viacheslav Butsayev to San Jose for Rob Zettler.

FEBRUARY 21, 1994: Future considerations to Montreal for Frederic Chabot.

MARCH 5, 1994: Claude Boivin and the rights to Kirk Daubenspeck to Ottawa for Mark Lamb.

MARCH 18, 1994: Jim Cummins and 4th Round in 1995 to Tampa Bay for Rob DiMaio.

MARCH 21, 1994: Pelle Eklund to Dallas for 8th Round in 1994 (Raymond Giroux).

JUNE 15, 1994: Second Round in 1994 (Ryan Johnson) to Florida as compensation for Bob Clarke.

JUNE 29, 1994: Yves Racine to Montreal for Kevin Haller.

SEPTEMBER 6, 1994: Alexander Selivanov to Tampa Bay for Flyers' 4th Round in 1995 (Radovan Somik).

SEPTEMBER 22, 1994: Tommy Soderstrom to NY Islanders for Ron Hextall and 6th Round in 1995 (Dmitri Tertysny).

FEBRUARY 2, 1995: Scott LaGrand to Tampa Bay for Mike Greenlay.

FEBRUARY 9, 1995: Mark Recchi and 3rd Round in 1995 (Martin Hohenberger) to Montreal for Eric Desjardins, Gilbert Dionne and John LeClair.

FEBRUARY 10, 1995: Mark Lamb to Montreal for undisclosed amount of cash.

FEBRUARY 15, 1995: Josef Beranek to Vancouver for Shawn Antoski.



FEBRUARY 16, 1995: Bob Wilkie and 5th Round in 1997 (Kyle Calder) to Chicago for Karl Dykhuis.

MARCH 8, 1995: Milos Holan to Anaheim for Anatoli Semenov.

MARCH 13, 1995: Ryan McGill to Edmonton for Brad Zavisha and 6th Round in 1995 (Jamie Sokolsky).

APRIL 7, 1995: Garry Galley to Buffalo for Petr Svoboda.

JUNE 27, 1995: Rights to Jeff Finley to Winnipeg for Russ Romaniuk.

JULY 8, 1995: Rob Zettler to Toronto for 5th Round in 1996 (Per-Ragnar Bergqvist).

JULY 12, 1995: 3rd Round (later traded to Washington, Shawn McNeil) and 6th Round (Kai Fischer) in 1996 to Colorado for rights to Garth Snow.

AUGUST 30, 1995: Dimitri Yushkevich and 2nd Round in 1996 (Francis Larivee) to Toronto for 1st Round in 1996 (Dainius Zubrus), 2nd Round in 1997 (Jean-Marc Pelletier) and Los Angeles' 4th in 1996 (later traded to Los Angeles, Mikael Simons).

SEPTEMBER 20, 1995: Andre Faust to Winnipeg for 7th Round in 1997 (later traded to Anaheim).

NOVEMBER 16, 1995: 1st Round (later traded to Phoenix, Daniel Briere) and 4th Round in 1996 (later traded to Buffalo, Mike Martone) and Martin Spanhel to San Jose for Pat Falloon.

DECEMBER 13, 1995: Brent Fedyk to Dallas for Trent Klatt.

DECEMBER 28, 1995: Kevin Dineen to Hartford for future considerations.

JANUARY 23, 1996: Future considerations to Ottawa for Dan Quinn.

FEBRUARY 6, 1996: Chris Herperger and Winnipeg's 7th Round in 1997 (Tony Mohagen) to Anaheim for Bob Corkum.

FEBRUARY 27, 1996: Dominic Roussel to Winnipeg for Tim Cheveldae and 3rd Round in 1996 (Chester Gallant).

MARCH 15, 1996: Craig MacTavish to St. Louis for Dale Hawerchuk.

MARCH 19, 1996: 8th Round in 1996 (Sami Salo) to Ottawa for Kerry Huffman; Anatoli Semenov and rights to Mike Crowley to Anaheim for Brian Wessenberg; Kings' 4th in 1996 (Mikael Simons) to Los Angeles for John Druce and 7th Round in 1997 (Todd Fedoruk).

JULY 18, 1996: Future considerations to Washington for Frank Bialowas.

DECEMBER 15, 1996: Kevin Haller, 1st Round (later transferred to San Jose; Scott Hannan) and the Whalers' 7th Round in 1997 (Andrew Merrick) to Hartford for Paul Coffey and 3rd Round in 1997 (Kris Mallette).

MARCH 18, 1997: Future considerations to Vancouver for Frantisek Kucera.

JUNE 18, 1997: 7th Round in 1997 (Chad Hinz) to Edmonton for the rights to Martin Cerven.

JUNE 21, 1997: 3rd Round in 1997 (Steve Gainey) to Dallas for 2nd Round in 1998 (later traded to Ottawa; Chris Bala).

ALL-TIME FLYERS TRADES 1967-2012

AUGUST 20, 1997: Mikael Renberg and Karl Dykhuis to Tampa Bay for Flyers' first round picks in 1998 (Simon Gagne), 1999 (Maxime Ouellet), 2000 (Justin Williams), and 2001 (Jeff Woywitka).

OCTOBER 15, 1997: Jason Bowen to Edmonton for the rights to Brantt Myhres.

OCTOBER 21, 1997: Future considerations to Ottawa for Mike Maneluk.

JANUARY 17, 1998: Pat Falloon, Vaclav Prospal and a 2nd Round in 1998 (Chris Bala) to Ottawa for Alexandre Daigle.

FEBRUARY 5, 1998: A conditional 6th Round in 1998 (later traded to Flyers-upgraded to 5th Round; Garrett Prosofsky) to Vancouver for Mike Sillinger.

MARCH 4, 1998: Garth Snow to Vancouver for Sean Burke.

MARCH 9, 1998: 6th Round in 1999 (Tore Vikingstad) to St. Louis for Roger Neilson.

MARCH 24, 1998: 3rd Round in 1998 (Justin Morrison) to Vancouver for Dave Babych and the Flyers' 5th Round in 1998 (Garrett Prosofsky); Janne Niinimaa to Edmonton for Dan McGillis and a 2nd Round in 1998 (Jason Beckett).

JUNE 27, 1998: Paul Coffey to Chicago for NY Islanders' 5th Round in 1998 (Francis Belanger); 9th Round in 1999 (Jamie Chamberlain) to Dallas for 9th Round in 1998 (Sergei Skrobot); Dominic Roussel and Jeff Staples to Nashville for 7th Round in 1998 (Cam Ondrik).

AUGUST 6, 1998: Rights to Johan Hedberg to San Jose for 7th Round in 1999 (Pavel Kasparik).

AUGUST 25, 1998: Rights to Raymond Giroux to NY Islanders for 6th Round in 2000 (later transferred to Montreal; Scott Selig).

OCTOBER 5, 1998: Daniel Lacroix to Edmonton for Valeri Zelepukin.

OCTOBER 13, 1998: 3rd Round in 1999 (later transferred to NY Rangers; Patrick Aufiero) to Calgary for 8th Round in 1999 (David Nystrom) and future considerations.

OCTOBER 19, 1998: Trent Klatt to Vancouver for 6th Round in 2000 (later transferred to Atlanta; Jeff Dwyer).

NOVEMBER 12, 1998: Shjon Podein to Colorado for Keith Jones.

NOVEMBER 17, 1998: Mike Maneluk to Chicago for Roman Vopat.

DECEMBER 12, 1998: Chris Gratton and Mike Sillinger to Tampa Bay for Mikael Renberg and Daymond Langkow.

DECEMBER 28, 1998: Petr Svoboda to Tampa Bay for Karl Dykhuis.

JANUARY 8, 1999: Frank Bialowas to Chicago for Dennis Bonvie.

JANUARY 26, 1999: Sergei Klimentiev to Nashville for cash.

JANUARY 29, 1999: Alexandre Daigle to Edmonton for Andrei Kovalenko.

FEBRUARY 10, 1999: Future considerations to Pittsburgh for Sean O'Brien.

MARCH 6, 1999: Andrei Kovalenko to Carolina for Adam Burt.

MARCH 10, 1999: Dainius Zubrus, 2nd Round in 1999 (Matt Carkner) and the NY Islanders' 6th Round in 2000 (Scott Selig) to Montreal for Mark Recchi.

MARCH 20, 1999: Colin Forbes and 5th Round in 1999 (Michal Lanicek) to Tampa Bay for Sandy McCarthy and Mikael Andersson.

MARCH 23, 1999: Cash to Washington for Craig Berube; Dave Babych and 5th Round in 2000 (Nathan Marsters) to Los Angeles for Steve Duchesne.

MAY 25, 1999: 8th Round in 1999 (Antti Jokela) to Carolina for Francis Lessard.

JUNE 1, 1999: Rights to Pat Kavanagh to Vancouver for 6th Round in 1999 (Konstantin Rudenko).

SEPTEMBER 27, 1999: Paul Healy to Nashville for Matt Henderson.

OCTOBER 15, 1999: Future considerations to Atlanta for Jody Hull.



OCTOBER 20, 1999: Karl Dykhuis to Montreal for future considerations.

NOVEMBER 16, 1999: 7th Round in 2001 to Nashville for Steve Washburn.

NOVEMBER 30, 1999: Rastislav Pavlikovsky on loan from the Ottawa Senators.

DECEMBER 9, 1999: Brian Wessenberg to Atlanta for Eric Bertrand.

JANUARY 23, 2000: Rod Brind'Amour, Jean-Marc Pelletier, and 2nd Round in 2000 to Carolina (later transferred to Colorado; Agris Saviels) for Keith Primeau and 5th Round in 2000 (later transferred to NY Islanders; Kristofer Ottoson).

JANUARY 26, 2000: Conditional pick in 2001 to Chicago for Todd White.

ALL-TIME FLYERS TRADES 1967-2012

FEBRUARY 14, 2000: Future considerations to Nashville for Eric Bertrand.

FEBRUARY 15, 2000: Mikael Andersson and Carolina's 5th Round in 2000 (Kristofer Ottoson) to NY Islanders for Gino Odjick.

MARCH 6, 2000: Marc Bureau to Calgary for Travis Brigley and 6th Round in 2001 (Andrei Razin).

MARCH 8, 2000: Mikael Renberg to Phoenix for Rick Tocchet.

MARCH 14, 2000: Sandy McCarthy to Carolina for Kent Manderville; 6th Round (originally acquired from Vancouver; Jeff Dwyer) in 2000 and 6th Round in 2001 (Pasi Nurminen) to Atlanta for Kirby Law.

MAY 31, 2000: 8th Round in 2002 (later transferred to Tampa Bay, Darren Reid) to Carolina for Paul Ranheim.

JUNE 12, 2000: 9th Round in 2000 (Arne Ramholt) to Chicago for Mark Janssens.

JUNE 25, 2000: John Vanbiesbrouck to NY Islanders for 4th Round in 2001 (later transferred to Nashville, Jordin Tootoo); 4th Round in 2000 (Johan Hagglund) to Tampa Bay for 6th Round in 2000 (Roman Cechmanek), 7th Round in 2000 (John Eichelberger) and 9th Round in 2000 (Milan Kopecky).

SEPTEMBER 26, 2000: Regan Kelly to Toronto for Chris McAllister.

SEPTEMBER 29, 2000: Mark Eaton to Nashville for Detroit's 3rd Round in 2001 (Patrick Sharp).

DECEMBER 7, 2000: Gino Odjick to Montreal for P.J. Stock and 6th Round in 2001 (Dennis Seidenberg).

JANUARY 14, 2001: Kevin Stevens to Pittsburgh for John Slaney.

FEBRUARY 13, 2001: 9th Round in 2001 (Marcel Rodman) to Boston for the rights to unsigned draft pick Matt Zultek.

MARCH 13, 2001: 3rd Round in 2001 (later transferred to Toronto, Nicolas Corbeil) to Chicago for Dean McAmmond.

MARCH 13, 2001: Dean Melanson to Washington for Matt Herr.

MAY 24, 2001: Mikhail Chernov to Nashville for Mike Watt.

JUNE 23, 2001: 2nd Round in 2001 (later transferred to Calgary, Andrei Medvedev) to Florida for the rights to Jiri Dopita; 1st Round in 2001 (Tim Gleason) to Ottawa for 1st Round (Jeff Woywitka) and 7th Round (David Printz) in 2001 and Tampa Bay's 2nd Round in 2002 (later transferred to Dallas through Tampa Bay, Tobias Stephan).

JUNE 24, 2001: New York Islanders' 4th Round in 2001 (Jordin Tootoo) to Nashville for 4th Round (later transferred to Carolina, Rob Zepp), 5th Round (Jussi Timonen) and 7th Round (Thierry Douville) in 2001; Nashville's 4th Round in 2001 (Rob Zepp) to Carolina for 3rd Round in 2002 (later transferred to Carolina, Jesse Lane); 4th Round (Aaron Lobb), a compensatory 5th Round (Paul Lynch) and 7th Round (Dennis Packard) in 2001 to Tampa Bay for 3rd Round in 2002 (later transferred Vancouver, Brett Skinner); 8th Round in 2001 (J.F. Soucy) and 9th Round in 2002 (John Toffey) to Tampa Bay for 7th Round in 2002 (Mathieu Brunelle); Dean McAmmond to Calgary for 4th Round in 2002 (Rosario Ruggeri).

JULY 2, 2001: Daymond Langkow to Phoenix for 2nd Round in 2002 (later transferred to San Jose through Tampa Bay, Dan Spang) and 1st Round in 2003 (Jeff Carter).

JULY 31, 2001: Andy Delmore to Nashville for 3rd Round in 2002 (later transferred to Phoenix, Joe Callahan).

AUGUST 20, 2001: Rights to restricted free agent center Eric Lindros to New York Rangers for Pavel Brendl, Jan Hlavac, Kim Johnsson and 3rd Round in 2003 (Stefan Ruzicka).

DECEMBER 17, 2001: Jan Hlavac and Tampa Bay's 3rd Round in 2002 (Brett Skinner) to Vancouver for Donald Brashear and 6th Round in 2002 (later transferred to Columbus, Jaroslav Balastik).

JANUARY 11, 2002: Petr Hubacek and Jason Beckett to Nashville for Yves Sarault.

FEBRUARY 13, 2002: Jesse Boulerice to Carolina for Greg Koehler.

MARCH 5, 2002: Joe DiPenta to Atlanta for Jarrod Skalde.

MARCH 15, 2002: Francis Lessard to Atlanta for David Harlock, 3rd Round (later transferred to Phoenix, Tyler Redenbach) and 7th Round in 2003 (later transferred to San Jose, Joe Pavelski).

MARCH 17, 2002: Kent Manderville to Pittsburgh for Billy Tibbetts.

MARCH 19, 2002: Maxime Ouellet, 1st Round (later transferred to Dallas, Martin Vagner), 2nd Round (Maxime Daigneault) and 3rd Round (Derek Krestanovich) in 2002 to Washington for Adam Oates.

JUNE 12, 2002: Brian Boucher and Nashville's 3rd Round in 2002 (Joe Callahan) to Phoenix for Michal Handzus and Robert Esche.

JUNE 18, 2002: Jiri Dopita to Edmonton for 3rd Round in 2003 (Ryan Potulny).

JUNE 21, 2002: Ruslan Fedotenko, Tampa Bay's 2nd Round in 2002 (later transferred to Dallas, Tobias Stephan) and Phoenix's 2nd in 2002 (later transferred to San Jose, Dan Spang) to Tampa Bay for 1st Round in 2002 (Joni Pitkanen).

JUNE 22, 2002: Carolina's 3rd Round in 2002 (Jesse Lane) to Carolina for 6th Round in 2002 (Nikita Korovkin) and 3rd Round in 2003 (Colin Fraser).

JUNE 23, 2002: Vancouver's 6th Round in 2002 (Jaroslav Balastik) and 7th Round in 2002 (Steven Goertzen) to Columbus for 5th Round in 2003 (David Tremblay).

DECEMBER 6, 2002: Dan McGillis to San Jose for Marcus Ragnarsson.

DECEMBER 19, 2002: Paul Ranheim to Phoenix for conditional pick in 2004.

JANUARY 22, 2003: Future considerations to Calgary for Jamie Wright.

JANUARY 29, 2003: 2nd Round in 2003 (Maxim Lapierre) to Montreal for Eric Chouinard.

ALL-TIME FLYERS TRADES 1967-2012

FEBRUARY 5, 2003: Chris McAllister to Colorado for 6th Round in 2003 (Ville Hostikka); future considerations to Vancouver for Todd Warriner.



FEBRUARY 7, 2003: Pavel Brendl and Bruno St. Jacques to Carolina for Sami Kapanen and Ryan Bast.

MARCH 1, 2003: 4th Round in 2003 (later transferred to Boston, Patrik Valcák) and 7th Round in 2004 (Daniel Taylor) to Los Angeles for Dmitry Yushkevich.

MARCH 9, 2003: 5th Round in 2003 (later transferred to Pittsburgh, Evgeni Isakov) to NY Islanders for Claude Lapointe.

MARCH 10, 2003: Guillaume Lefebvre, Atlanta's 3rd Round in 2003 (later transferred to Phoenix, Tyler Redenbach) and 2nd Round in 2004 (later transferred to NY Rangers, Brandon Dubinsky) to Phoenix for Tony Amonte.

MARCH 11, 2003: Future considerations to Chicago for Peter White.

MAY 28, 2003: Roman Cechmanek to Los Angeles for 2nd Round in 2004 (later transferred to Chicago, Bryan Bickell).

JUNE 22, 2003: Atlanta's 7th Round in 2003 (Joe Pavelski) to San Jose for 6th Round in 2004 (later transferred to Tampa Bay, Karri Ramo); Marty Murray to Carolina for 6th Round in 2004 (Frederik Cabana); 7th Round in 2003 (Dany Roussin) to Florida for 6th Round in 2004 (Ladislav Scurko); 8th Round in 2003 (Raimonds Danilics) to Tampa Bay for 7th Round in 2004 (later transferred to NY Islanders, Chris Campoli); 9th Round in 2003 (Zbynek Hrdel) to Tampa Bay for 9th Round in 2004 (John Carter).

JUNE 30, 2003: Rights to Dmitry Yushkevich to Washington for a conditional 7th Round in 2004.

DECEMBER 16, 2003: Jeff Woywitka, 1st Round in 2004 (Rob Schremp) and 3rd Round in 2005 (Danny Syvret) to Edmonton for Mike Comrie.

DECEMBER 17, 2003: Eric Chouinard to Minnesota for 5th Round in 2004 (Chris Zarb).

JANUARY 20, 2004: Justin Williams to Carolina for Danny Markov.

JANUARY 22, 2004: Tampa Bay's 7th Round in 2004 (Chris Campoli) to NY Islanders for Mattias Timander.

FEBRUARY 9, 2004: Eric Weinrich to St. Louis for 5th Round in 2004 (Gino Pisellini); Mike Comrie to Phoenix for Sean Burke, Branko Radivojevic and Ben Eager.

FEBRUARY 16, 2004: Mike Siklenka to Dallas for Steve Gainey.

FEBRUARY 19, 2004: Jim Vandermeer, Colin Fraser and Los Angeles' 2nd Round in 2004 (Bryan Bickell) to Chicago for Alexei Zhamnov and Washington's 4th Round in 2004 (R.J. Anderson).

MARCH 8, 2004: Rick Kozak and 2nd Round in 2005 (later transferred to Atlanta, Ondrej Pavelec) to NY Rangers for Vladimir Malakhov; Chris Therien to Dallas for Phoenix's 8th Round in 2004 (Martin Houle) and Dallas' 3rd Round in 2005 (later transferred to Tampa Bay, Chris Lawrence).

JUNE 27, 2004: 5th Round in 2004 (Brandon Elliott), 6th Round in 2004 (Jan Zapletal) and San Jose's 6th Round in 2004 (Karri Ramo) to Tampa Bay for 3rd Round in 2005 (Oskars Bartulis).

JULY 29, 2005: Todd Fedoruk to Anaheim for a second round pick in the 2005 NHL Entry Draft (later transferred to Phoenix, Pier-Olivier Pelletier).

JULY 30, 2005: 1st Round in 2005 (Kenndal McArdle) to Florida for 1st Round in 2005 (Steve Downie) and 2nd Round in 2006 (later transferred to Detroit through Phoenix, Cory Emmerton); Anaheim's 2nd Round in 2005 (Pier-Olivier Pelletier) to Phoenix in exchange for Columbus' 4th Round in 2005 (Jeremy Duchesne) and the Coyotes' 2nd Round in 2006 (Andreas Nodl); Dallas' 3rd Round in 2005 (Chris Lawrence) and the Flyers' 4th Round in 2005 (Blair Jones) to Tampa Bay in exchange for a 2nd Round in 2006 (later transferred to Detroit through Phoenix, Shawn Matthias).

AUGUST 2, 2005: Danny Markov to Nashville for a 3rd Round in 2006 (later transferred to Los Angeles, Bud Holloway).

AUGUST 4, 2005: Jeremy Roenick and Nashville's 3rd Round in 2006 (Bud Holloway) to Los Angeles for future considerations.

DECEMBER 5, 2005: Patrick Sharp and Eric Meloche to Chicago for Matt Ellison and 3rd Round in 2006 (later transferred to Montreal, Ryan White).

DECEMBER 28, 2005: Eric Chouinard to Phoenix for Kiel McLeod.

JANUARY 20, 2006: Dennis Seidenberg and 4th Round in 2006 (later transferred to NY Islanders, Tomas Marcinko) to Phoenix for Petr Nedved and 4th Round in 2006 (Joonas Lehtivuori). In addition, the Flyers had the right to switch their third round pick in the 2007 NHL Entry Draft for Phoenix's third round pick in the 2007 NHL Entry Draft (did not exercise option - later transferred to NY Islanders, Mark Katic).

ALL-TIME FLYERS TRADES 1967-2012

JANUARY 23, 2006: Jon Sim to Florida for 6th Round in 2007 (Patrick Maroon).

MARCH 9, 2006: Josh Gratton, Florida's 2nd Round in 2006 (later transferred to Detroit, Cory Emmerton) and Tampa Bay's 2nd Round in 2006 (later transferred to Detroit, Shawn Matthias) to Phoenix for Denis Gauthier; 3rd Round in 2006 (later transferred to Columbus, Tommy Sestito) to San Jose for Niko Dimitrakos.

JUNE 24, 2006: Chicago's 3rd Round in 2006 (Ryan White) to Montreal in exchange for 3rd Round (Jonathan Matsumoto) and 4th Round (Jakub Kovar) in 2006.

AUGUST 2, 2006: Rights to Vaclav Pletka to Chicago for Eric Meloche.

AUGUST 4, 2006: Michal Handzus to Chicago for Kyle Calder.

NOVEMBER 9, 2006: Daniel Corso to Tampa Bay for Darren Reid.

NOVEMBER 13, 2006: 4th Round in 2007 (Justin Vaive) to Anaheim for Todd Fedoruk.

DECEMBER 16, 2006: Freddy Meyer and 3rd Round in 2007 (Mark Katic) to NY Islanders for Alexei Zhitnik.

DECEMBER 20, 2006: Randy Robitaille and 5th Round in 2008 (Matthew Martin) to NY Islanders for Mike York.

FEBRUARY 15, 2007: Peter Forsberg to Nashville for Scottie Upshall, Ryan Parent and 1st Round (later transferred back to Nashville, Jonathon Blum) and 3rd Round (later transferred to Washington, Phil Desimone) in 2007.

FEBRUARY 24, 2007: Alexei Zhitnik to Atlanta for Braydon Coburn.

FEBRUARY 26, 2007: Kyle Calder to Chicago for Lasse Kukkonen and 3rd Round in 2007 (Garrett Klotz).

FEBRUARY 27, 2007: 2nd Round in 2007 (T.J. Brennan) to Buffalo for Martin Biron.

JUNE 4, 2007: Matt Ellison to Nashville for future considerations.

JUNE 18, 2007: Nashville's 1st Round in 2007 (Jonathon Blum) returned to Nashville for rights to Kimmo Timonen and Scott Hartnell.

JUNE 23, 2007: Nashville's 3rd Round in 2007 (Phil Desimone) and a 2nd Round in 2008 (Dmitri Kugryshev) to Washington for Carolina's 2nd Round in 2007 (Kevin Marshall).

JULY 1, 2007: Joni Pitkanen, Geoff Sanderson and 3rd Round in 2009 (Cameron Abney) to Edmonton for Joffrey Lupul and Jason Smith.

DECEMBER 10, 2007: Jussi Timonen to Dallas for conditional pick in 2009.

DECEMBER 18, 2007: Ben Eager to Chicago for Jim Vandermeer.

FEBRUARY 19, 2008: 3rd Round in 2008 (Geordie Wudrick) to Los Angeles for Jaroslav Modry.

FEBRUARY 20, 2008: Jim Vandermeer to Calgary for 3rd Round in 2009 (Adam Morrison).

FEBRUARY 25, 2008: Alexandre Picard and 2nd Round in 2009 (Richard Panik) to Tampa Bay for Vaclav Prospal.

JUNE 6, 2008: Ryan Potulny to Edmonton for Danny Syvret.

JUNE 18, 2008: Rights to Vaclav Prospal to Tampa Bay for Nashville's 7th Round in 2008 (Joachim Eriksson) and a conditional 4th Round in 2009.

JUNE 20, 2008: Rights to R.J. Umberger and 4th Round in 2008 (Drew Olson) to Columbus for Colorado's 1st Round in 2008 (previously acquired, Luca Sbisa) and 3rd Round in 2008 (Marc-Andre Bourdon); 1st Round in 2008 (John Carlson) to Washington for Steve Eminger and 3rd Round in 2008 (Jacob DeSerres).

JUNE 21, 2008: 7th Round in 2008 (Nick Pryor) to Anaheim for 7th Round in 2009 (Oliver Lauridsen).

JUNE 24, 2008: Triston Grant and 7th Round in 2009 (later transferred to St. Louis, Maxwell Tardy) to Nashville for Janne Niskala.

JUNE 30, 2008: Kyle Greentree to Calgary for Tim Ramholt; Janne Niskala to Tampa Bay for 6th Round in 2009 (Dave Labrecque).

JULY 1, 2008: Denis Gauthier and 2nd Round in 2010 (later transferred to Minnesota, Jason Zucker) to Los Angeles for Patrik Hersley and Ned Lukacevic.

OCTOBER 13, 2008: 4th round in 2009 (Lane MacDermid) and Ned Lukacevic to Boston for Andrew Alberts.

OCTOBER 30, 2008: Tim Ramholt to Nashville for Josh Gratton.

NOVEMBER 3, 2008: Steve Eminger, Steve Downie, and Tampa Bay's 4th Round in 2009 (previously acquired, Alex Hutchings) to Tampa Bay for Matt Carle and San Jose's 3rd Round in 2009 (previously acquired, Simon Bertilsson).

MARCH 4, 2009: Scottie Upshall and 2nd Round in 2011 to Phoenix for Daniel Carcillo.

MARCH 4, 2009: 6th round in 2009 to San Jose for D Kyle McLaren (Trade was later nullified).

JUNE 26, 2009: Joffrey Lupul, Luca Sbisa, 1st Round in 2009 (John Moore), 1st-Round in 2010 (Emerson Etem) and a conditional 3rd round in 2010 (conditions not met) to Anaheim for Chris Pronger and Ryan Dingle.

OCTOBER 20, 2009: Michael Ratchuk to Columbus for Stefan Legein.

ALL-TIME FLYERS TRADES 1967-2012

FEBRUARY 6, 2010: Ole-Kristian Tollefsen and 5th round in 2011 to Detroit for Ville Leino.

JUNE 18, 2010: Ryan Parent to Nashville for Dan Hamhuis.

JUNE 25, 2010: Dan Hamhuis to Pittsburgh for 3rd round in 2011.

JUNE 26, 2010: Jonathan Matsumoto to Carolina for Washington's 7th round in 2010 (previously acquired, Ricard Bildstrand).

JULY 1, 2010: 2nd round in 2012 to Tampa Bay for Andrej Meszaros.

JULY 19, 2010: Simon Gagne to Tampa Bay for Matt Walker and 4th round in 2011.

NOVEMBER 21, 2010: Patrick Maroon and David Laliberte to Anaheim for Danny Syvret and Rob Bordson.

FEBRUARY 14, 2011: 1st and 3rd round in 2011 to Toronto for Kris Versteeg.

FEBRUARY 28, 2011: Greg Moore and rights to Michael Chaput to Columbus for Tom Sestito.

JUNE 7, 2011: Matt Clackson and 3rd round in 2012 to Phoenix for Ilya Bryzgalov.

JUNE 23, 2011: Jeff Carter to Columbus for Jakub Voracek and the 8th pick in 2011 (Sean Couturier).

JUNE 23, 2011: Michael Richards to Los Angeles for Wayne Simmonds and Brayden Schenn.

JUNE 27, 2011: Darroll Powe to Minnesota for a 3rd round in the 2013.

JULY 1, 2011: Kris Versteeg to the Florida Panthers for a 2nd and 3rd round in 2012.

FEBRUARY 16, 2012: 2nd round and 3rd round in 2013 to Dallas for Nicklas Grossmann.

FEBRUARY 18, 2012: Jonathan Kalinski, a 2nd round, and 4th round in 2013 to Tampa Bay for Pavel Kubina.

JUNE 22, 2012: Sergei Bobrovsky to Columbus for a 2nd round and 4th round in 2012, and a 4th round in 2013.

JUNE 23, 2012: James van Riemsdyk to Toronto for Luke Schenn.

(Special thanks to Peter Anson for his help in updating this information.)

FLYERS HONOR ROLL

FLYERS IN THE MID-SEASON NHL ALL-STAR GAME

1967-68	Leon Rochefort
1968-69	Bernie Parent, Ed Van Impe
1969-70	Bobby Clarke, Bernie Parent
1970-71	Bobby Clarke
1971-72	Bobby Clarke, Simon Nolet
1972-73	Bobby Clarke, Gary Dornhoefer
1973-74	Bobby Clarke, Bernie Parent, Ed Van Impe, Joe Watson
1974-75	Bill Barber, Bobby Clarke, Bernie Parent, Fred Shero (Coach), Ed Van Impe, Jimmy Watson
1975-76	Bill Barber, Andre Dupont, Reggie Leach, *Rick MacLeish, Fred Shero (Coach), Wayne Stephenson, Jimmy Watson
1976-77	Tom Bladon, Bobby Clarke, Gary Dornhoefer, Rick MacLeish, Bernie Parent, Fred Shero (Coach), Jimmy Watson, Joe Watson
1977-78	Bill Barber, Tom Bladon, Bobby Clarke, Bob Dailey, Fred Shero (Coach), Wayne Stephenson, Jimmy Watson
1978-79	** Bill Barber, Bobby Clarke
1979-80	Bill Barber, Norm Barnes, Reggie Leach, Rick MacLeish, Pete Peeters, Brian Propp, Jimmy Watson
1980-81	Bill Barber, Bob Dailey, Paul Holmgren, Pete Peeters, Pat Quinn (Coach), Behn Wilson
1981-82	Bill Barber, Brian Propp
1982-83	Mark Howe, Pelle Lindbergh, Darryl Sittler
1983-84	Tim Kerr, Brian Propp
1984-85	Tim Kerr, Pelle Lindbergh
1985-86	Bob Froese, Mark Howe, Mike Keenan (Coach), Tim Kerr, E.J. McGuire (Assistant Coach), Dave Poulin, Brian Propp
1986-87	*** Ron Hextall, Mark Howe, Tim Kerr, Dave Poulin
1987-88	Ron Hextall, Mark Howe, Mike Keenan (Coach), E.J. McGuire (Assistant Coach), Dave Poulin, Kjell Samuelsson
1988-89	Rick Tocchet
1989-90	Brian Propp, Rick Tocchet
1990-91	Rick Tocchet
1991-92	Rod Brind'Amour
1992-93	Mark Recchi
1993-94	Garry Galley, Eric Lindros, Mark Recchi
1994-95	No game was played
1995-96	Eric Desjardins, John LeClair, Eric Lindros, Craig MacTavish
1996-97	Paul Coffey, Dale Hawerchuk, John LeClair, Eric Lindros
1997-98	John LeClair, Eric Lindros
1998-99	John LeClair, Eric Lindros
1999-00	Eric Desjardins, John LeClair, Eric Lindros, Mark Recchi
2000-01	Roman Cechmanek, Simon Gagne
2001-02	Jeremy Roenick
2002-03	Ken Hitchcock (Assistant Coach), Jeremy Roenick
2003-04	Ken Hitchcock (Assistant Coach), Keith Primeau, Jeremy Roenick

2005-06	No game was played
2006-07	Simon Gagne
2007-08	Michael Richards, Kimmo Timonen
2008-09	Jeff Carter
2010-11	Danny Briere, Claude Giroux, Peter Laviolette (co-coach)
2011-12	Claude Giroux, Scott Hartnell, Kimmo Timonen

* Alternate for Bobby Clarke

** NHL Challenge Cup

*** Rendezvous '87

BARRY ASHBEA AWARD

Was presented by the Philadelphia Flyers to the Hershey Bears player who best exemplifies the qualities of the late Flyers defenseman, Barry Ashbee: perseverance, sportsmanship and dedication to hockey. Starting with the 1996-97 season, this award was presented by the Flyers to the Philadelphia/Adirondack Phantoms' best defenseman.

1988	Al Hill
1989	Don Nachbaur
1990	Mike Stothers
1991	Tim Tookey
1992	Dave Fenyves
1993	Chris Jensen
1994	Mitch Lamoureux
1995	Mike McHugh
1996	Clayton Norris
1997	John Stevens
1998	Jamie Heward
1999	Mark Eaton
2000	Jeff Tory
2001	Brad Tiley
2002	John Slaney
2003	Brad Tiley
2004	John Slaney
2005	Dennis Seidenberg
2006	John Slaney
2007	John Slaney
2008	Denis Gauthier
2009	Danny Syvret

BARRY ASHBEA TROPHY

Awarded annually to the most outstanding Flyers defenseman as selected by a panel of sportswriters and sportscasters.

1975	Joe Watson
1976	Jimmy Watson
1977	Andre Dupont
1978	Jimmy Watson
1979	Bob Dailey
1980	Norm Barnes
1981	Bob Dailey
1982	Frank Bathe
1983	Mark Howe
1984	Miroslav Dvorak
1985	Brad McCrimmon
1986	Mark Howe
1987	Mark Howe
1988	Mark Howe
1989	Kjell Samuelsson
1990	Gord Murphy
1991	Kjell Samuelsson
1992	Steve Duchesne

FLYERS HONOR ROLL

1993	Garry Galley
1994	Garry Galley
1995	Eric Desjardins
1996	Eric Desjardins
1997	Eric Desjardins
1998	Eric Desjardins
1999	Eric Desjardins
2000	Eric Desjardins
2001	Dan McGillis
2002	Kim Johnsson
2003	Eric Desjardins
2004	Kim Johnsson
2006	Joni Pitkanen
2007	Derian Hatcher
2008	Kimmo Timonen
2009	Kimmo Timonen
2010	Chris Pronger
2011	Andrej Meszaros
2012	Kimmo Timonen

FLYERS INDUCTED INTO HOCKEY HALL OF FAME

1984	Sept.	Bernie Parent
1987	June	Bobby Clarke
1988	Sept.	Ed Snider
1990	Sept.	Bill Barber
1992	Sept.	Keith Allen
1997	Nov.	Gene Hart
2011	Nov.	Mark Howe

BOBBY CLARKE TROPHY

Awarded annually to the Flyers Most Valuable Player by a selected panel of sportswriters and sportscasters.

1985	Pelle Lindbergh
1986	Mark Howe
1987	Ron Hextall
1988	Ron Hextall
1989	Ron Hextall
1990	Rick Tocchet
1991	Pelle Eklund
1992	Rod Brind'Amour
1993	Mark Recchi
1994	Eric Lindros
1995	Eric Lindros
1996	Eric Lindros
1997	John LeClair
1998	John LeClair
1999	Eric Lindros
2000	Mark Recchi
2001	Roman Cechmanek
2002	Jeremy Roenick
2003	Roman Cechmanek
2004	Mark Recchi
2006	Simon Gagne
2007	Simon Gagne
2008	Michael Richards
2009	Michael Richards
2010	Chris Pronger
2011	Claude Giroux
2012	Claude Giroux

FLYERS BANNER YEARS

1967-68	West Division Champions
1973-74	West Division Champions Stanley Cup Champions
1974-75	Patrick Division Champions Campbell Conference Champions Most Points in NHL Stanley Cup Champions
1975-76	Patrick Division Champions Campbell Conference Champions
1976-77	Patrick Division Champions Campbell Conference Champions
1979-80	Patrick Division Champions Campbell Conference Champions Most Points in NHL
1982-83	Patrick Division Champions
1984-85	Patrick Division Champions Wales Conference Champions Most Points in NHL
1985-86	Patrick Division Champions
1986-87	Patrick Division Champions Wales Conference Champions
1994-95	Atlantic Division Champions
1995-96	Atlantic Division Champions
1996-97	Eastern Conference Champions
1999-00	Atlantic Division Champions
2001-02	Atlantic Division Champions
2003-04	Atlantic Division Champions
2009-10	Eastern Conference Champions
2010-11	Atlantic Division Champions

YANICK DUPRE CLASS GUY MEMORIAL AWARD

The award honors the memory of Yanick Dupre, who died on August 16, 1997 at the age of 24 after a 16-month battle with leukemia. Dupre played parts of three seasons with the Flyers (1991-92, 1994-95 and 1995-96), recording two goals and 16 penalty minutes in 35 games. He was originally drafted by the Flyers in the third round (50th overall) of the 1991 NHL Entry Draft. This award is presented annually to the Flyer who best illustrates character, dignity and respect for the sport both on and off the ice.

1977	Gary Dornhoefer
1978	Joe Watson
1979	Bernie Parent
1980	Andre Dupont
1981	Bill Barber
1982	Bobby Clarke
1983	Mark Howe
1984	Dave Poulin
1985	Brad Marsh
1986	Murray Craven
1987	Glenn "Chico" Resch
1988	Rick Tocchet
1989	Ron Sutter
1990	Craig Berube
1991	Gord Murphy
1992	Kevin Dineen
1993	Mark Recchi
1994	Garry Galley
1995	Mikael Renberg

FLYERS HONOR ROLL

1996	Ron Hextall
1997	Shjon Podein
1998	Trent Klatt
1999	Eric Desjardins
2000	Keith Jones
2001	Keith Primeau
2002	Jeremy Roenick
2003	Robert Esche
2004	Sami Kapanen
2006	Peter Forsberg
2007	Mike Knuble
2008	Martin Biron
2009	Danny Briere
2010	Ian Laperriere
2011	Brian Boucher
2012	Jaromir Jagr

RETIRED NUMBERS

Bernie Parent-1
Mark Howe - 2
Barry Ashbee-4
Bill Barber-7
Bobby Clarke-16

FLYERS MAJOR AWARD WINNERS

ALLEN, Keith	1987-88	Lester Patrick Trophy
BARBER, Bill	2000-01	Jack Adams Award
CECHMANEK, Roman	2002-03	William M. Jennings Trophy
CLARKE, Bobby	1971-72	Bill Masterton Memorial Trophy
	1972-73	Hart Memorial Trophy
	1974-75	Lester B. Pearson Award
	1975-76	Hart Memorial Trophy
	1979-80	Lester Patrick Trophy
	1982-83	Frank J. Selke Trophy
ESCHE, Robert	2002-03	William M. Jennings Trophy
FROESE, Bob	1985-86	William M. Jennings Trophy
HEXTALL, Ron	1986-87	Vezina Trophy
		Conn Smythe Trophy
HOWE, Mark	1985-86	Emery Edge Award
JENSEN, Darren	1985-86	William M. Jennings Trophy
KEENAN, Mike	1984-85	Jack Adams Award
KERR, Tim	1988-89	Bill Masterton Memorial Trophy
LAPERRIERE, Ian	2010-00	Bill Masterton Memorial Trophy
LEACH, Reggie	1975-76	Conn Smythe Trophy
LeCLAIR, John	1996-97	Bud Ice Plus/Minus Award
	1998-99	Bud Ice Plus/Minus Award
LINDBERGH, Pelle	1984-85	Vezina Trophy
LINDROS, Eric	1994-95	Hart Memorial Trophy
		Lester B. Pearson Award
PARENT, Bernie	1973-74	Vezina Trophy
		Conn Smythe Trophy
	1974-75	Vezina Trophy
		Conn Smythe Trophy
POULIN, Dave	1986-87	Frank J. Selke Trophy

QUINN, Pat
SHERO, Fred

SNIDER, Ed

1979-80	Jack Adams Award
1973-74	Jack Adams Award
1979-80	Lester Patrick Trophy
1979-80	Lester Patrick Trophy
1974-75	Vezina Trophy
	Conn Smythe Trophy

NHL MILESTONES

AMONTE, TONY:	PARENT, BERNIE:
- 1,000 GAMES	- 25 SHUTOUTS
BARBER, BILL:	- 500 GAMES
- 400 GOALS	RECCHI, MARK:
BIRON, MARTIN	- 1,000 POINTS
- 25 SHUTOUTS	- 600 ASSISTS
CLARKE, BOBBY:	- 400 GOALS
- 600 ASSISTS	- 1,000 GAMES
- 1,000 POINTS	RICHARDSON, LUKE:
- 1,000 GAMES	- 1,000 GAMES
DESJARDINS, ERIC	ROENICK, JEREMY:
- 1,000 GAMES	- 1,000 POINTS
FORSBERG, PETER:	- 600 ASSISTS
- 600 ASSISTS	- 1,000 GAMES
HACKETT, JEFF:	SITTLER, DARRYL:
- 500 GAMES	- 400 GOALS
HATCHER, DERIAN:	- 1,000 GAMES
- 1,000 GAMES	- 1,000 POINTS
HEXTALL, RON:	- 600 ASSISTS
- 500 GAMES	WEINRICH, ERIC:
HITCHCOCK, KEN:	- 1,000 GAMES
- 750 GAMES COACHED	ZHITNIK, ALEXEI:
MacTAVISH, CRAIG:	- 1,000 GAMES
- 1,000 GAMES	

FLYERS NHL ALL-STARS

Selected at the end of the season by the representatives of the Professional Hockey Writers' Association in each of the NHL cities.

ASHBEE, Barry	1973-74	2nd Team, Defense
BARBER, Bill	1975-76	1st Team, Left Wing
	1978-79	2nd Team, Left Wing
	1980-81	2nd Team, Left Wing
CECHMANEK, Roman	2000-01	2nd Team, Goal
CLARKE, Bobby	1972-73	2nd Team, Center
	1973-74	2nd Team, Center
	1974-75	1st Team, Center
	1975-76	1st Team, Center
DESJARDINS, Eric	1998-99	2nd Team, Defense
	1999-00	2nd Team, Defense
FROESE, Bob	1985-86	2nd Team, Goal
HEXTALL, Ron	1986-87	1st Team, Goal
HOWE, Mark	1982-83	1st Team, Defense
	1985-86	1st Team, Defense
	1986-87	1st Team, Defense
KERR, Tim	1986-87	2nd Team, Right Wing
LEACH, Reggie	1975-76	2nd Team, Right Wing

FLYERS HONOR ROLL

LeCLAIR, John	1994-95	1st Team, Left Wing
	1995-96	2nd Team, Left Wing
	1996-97	2nd Team, Left Wing
	1997-98	1st Team, Left Wing
LINDERBERGH, Pelle	1998-99	2nd Team, Left Wing
	1994-85	1st Team, Goal
LINDROS, Eric	1994-95	1st Team, Center
	1995-96	2nd Team, Center
PARENT, Bernie	1973-74	1st Team, Goal
	1974-75	1st Team, Goal
RECCHI, Mark	1991-92	2nd Team, Right Wing

PELLE LINDERBERGH MEMORIAL TROPHY

Awarded annually to the Flyer who has most improved from the previous season, as voted by his teammates.

1994	Mikael Renberg
1995	John LeClair
1996	Shjon Podein
1997	Trent Klatt
1998	Colin Forbes
1999	Daymond Langkow
2000	Luke Richardson
2001	Simon Gagne and Dan McGillis
2002	Justin Williams
2003	Donald Brashear
2004	Robert Esche
2006	Joni Pitkanen
2007	Ben Eager
2008	Bradley Coburn and Riley Cote
2009	Darroll Powe
2010	Matt Carle
2011	Andreas Nodl
2012	Scott Hartnell

FLYERS HALL OF FAME

1988 Mar.	Bobby Clarke, Bernie Parent
1989 Mar.	Keith Allen, Bill Barber, Ed Snider
1990 Mar.	Rick MacLeish, Fred Shero
1991 Mar.	Barry Ashbee (posthumous), Gary Dornhoefer
1992 Feb.	Gene Hart, Reggie Leach
1993 Apr.	Joe Scott, Ed Van Impe
1994 Mar.	Tim Kerr
1996 Feb.	Joe Watson
1999 Mar.	Brian Propp
2001 Mar.	Mark Howe
2004 Mar.	Dave Poulin
2008 Feb.	Ron Hextall
2009 Nov.	Dave Schultz

100-POINT CLUB

1972-73	Bobby Clarke	104
1972-73	Rick MacLeish	100
1974-75	Bobby Clarke	116
1975-76	Bobby Clarke	119
1975-76	Bill Barber	112
1992-93	Mark Recchi	123
1993-94	Mark Recchi	107
1995-96	Eric Lindros	115

50-GOAL CLUB

1972-73	Rick MacLeish	50
1975-76	Reggie Leach	61
1975-76	Bill Barber	50
1979-80	Reggie Leach	50
1983-84	Tim Kerr	54
1984-85	Tim Kerr	54
1985-86	Tim Kerr	58
1986-87	Tim Kerr	58
1992-93	Mark Recchi	53
1995-96	John LeClair	51
1996-97	John LeClair	50
1997-98	John LeClair	51

TOYOTA CUP

Awarded annually to the Flyer who accumulated the most points associated with being selected as a "Star of the Game". Five points were awarded for being selected First Star, three points were awarded for a Second Star performance and one point was awarded for a Third Star selection. The Tri-State Toyota Dealers make a donation in the name of the winner to the player's favorite charity.

2000-01	Roman Cechmanek
2001-02	Simon Gagne
2002-03	Keith Primeau
2003-04	Mark Recchi
2005-06	Simon Gagne
2006-07	Simon Gagne
2007-08	Martin Biron
2008-09	Jeff Carter
2009-10	Micheal Richards
2010-11	Danny Briere
2011-12	Claude Giroux

GENE HART MEMORIAL AWARD

Awarded annually to the Flyer who plays with the most "heart" has as voted by Philadelphia Flyers Fan Club Board of Directors at their monthly meetings. The award honors the memory of longtime Flyers broadcaster Gene Hart. For 28 years, Flyers broadcaster Gene Hart called the organization's most thrilling moments, and in the process, helped spawn generations of devoted fans. Hart's contributions to the sport were recognized with his induction into the Flyers Hall of Fame in 1992 and the Hockey Hall of Fame in 1997.

2006-07	Sami Kapanen
2007-08	Mike Richards
2008-09	Scott Hartnell
2009-10	Ian Laperriere
2010-11	Claude Giroux
2011-12	Wayne Simmonds

ALL-TIME FLYERS HISTORIC MOMENTS

JUNE 5, 1967: The National Hockey League announced that the league awarded expansion franchises to California, Los Angeles, Minnesota, Philadelphia, Pittsburgh and St. Louis.

JUNE 6, 1967: The Flyers selected 20 players in the National Hockey League Expansion Draft.

OCTOBER 11, 1967: Flyers meet the California Seals at Oakland in their first game ever, dropping a 5-1 decision.

OCTOBER 18, 1967: Flyers win their first game ever, 2-1, at St. Louis.

OCTOBER 19, 1967: Flyers play their first game ever at the Spectrum, defeating the Pittsburgh Penguins, 1-0, on a goal by Bill Sutherland. Goaltender Doug Favell recorded the shutout.

NOVEMBER 4, 1967: Leon Rochefort records the Flyers' first ever hat trick, leading Philadelphia to a 4-1 win at Montreal.

JANUARY 16, 1968: Leon Rochefort becomes the first Flyer to participate in a mid-season NHL All-Star Game.

MARCH 1, 1968: Roof of the Spectrum blows off, forcing the Flyers to play the final month of the season "on the road."

MARCH 30, 1968: Flyers win West Division Championship with a record of 31-32-11 in their first year of existence.

APRIL 4, 1968: Flyers play their first ever playoff game, dropping a 1-0 decision to the St. Louis Blues at the Spectrum.

NOVEMBER 7, 1968: Red Berenson scores six goals as the visiting St. Louis Blues defeat the Flyers, 8-0, at the Spectrum.

JANUARY 30, 1969: Flyers suffer worst defeat ever, a 12-0 loss to the Chicago Blackhawks at the Spectrum.

JUNE 12, 1969: Flyers draft Bobby Clarke from the Flin Flon Bombers in the 2nd round (17th overall) of the 1969 NHL Amateur Draft.

OCTOBER 11, 1969: Bobby Clarke plays in his first NHL game.

APRIL 4, 1970: Needing a win or a tie in any of their final six games of the season to make the playoffs, the Flyers lost their 6th consecutive game, 1-0, on a goal by Minnesota's Barry Gibbs on a dump-in play from his own blue line at 7:48 of the third period. Flyers goaltender Bernie Parent lost sight of the puck in the afternoon sun shining through one of the Spectrum's exits.

JANUARY 31, 1971: Flyers trade goaltender Bernie Parent to Toronto along with their 2nd choice in the 1971 NHL Draft for Bruce Gamble, Mike Walton and Toronto's 1st choice (Pierre Plante) in 1971 draft. In addition, the Flyers trade Mike Walton to the Boston Bruins in exchange for Rick MacLeish and Danny Schock.

OCTOBER 28, 1971: Flyers record their 100th regular season win, 3-2, over the Vancouver Canucks at the Spectrum.

FEBRUARY 8, 1972: Goaltender Bruce Gamble suffers what later was diagnosed as a heart attack in the first period of the Flyers game at Vancouver. He continued to play and recorded a 3-1 win.

APRIL 1, 1972: Flyers honor retiring goaltender Bruce Gamble at the Spectrum.



APRIL 2, 1972: At Buffalo, the Sabres' Gerry Meehan scores the game-winning goal with four seconds to play in the final game of the regular season to eliminate the Flyers from the playoffs. The Flyers needed a win or a tie to earn a playoff berth.

JUNE 7, 1972: Bobby Clarke receives the Bill Masterton Memorial Trophy for perseverance, dedication and sportsmanship, becoming the first Flyer to receive an individual NHL award.

JANUARY 17, 1973: Bobby Clarke is named the team's third captain, becoming the youngest captain in NHL history (at age 23).

MARCH 29, 1973: Bobby Clarke becomes the first Flyer, and 9th player in NHL history, to record 100 points in a season with a third-period goal in the Flyers' 4-2 win over the Atlanta Flames at the Spectrum.

APRIL 1, 1973: Rick MacLeish becomes the first Flyer, and 8th player in NHL history, to record 50 goals in one season in a 5-4 loss at Pittsburgh. The goal also was MacLeish's 100th point of the season.

APRIL 10, 1973: Gary Dornhoefer scores the game-winning goal at 8:35 of the first overtime period to give the Flyers a 3-2 win over the visiting Minnesota North Stars, and a 3-2 edge in their best of seven Quarterfinal series. Flyers go on to win series in six games-their first ever playoff series victory.

MAY 15, 1973: Flyers acquire Bernie Parent's NHL rights and Toronto Maple Leafs' 2nd round draft choice (Larry Goodenough) in 1973 in exchange for Doug Favell and Flyers' first round draft choice (Bob Neely) in 1973.

ALL-TIME FLYERS HISTORIC MOMENTS

JUNE, 1973: Bobby Clarke receives the Hart Trophy as the NHL's Most Valuable Player, and the Lester B. Pearson Award.

OCTOBER 11, 1973: Kate Smith appears live at the Spectrum for the first time to perform "God Bless America." Flyers win 1973-74 season opener, 2-0, over Doug Favell and the Toronto Maple Leafs.

MARCH 7, 1974: Bill Clement attempts Flyers' first-ever penalty shot, which was stopped by Detroit's Jim Rutherford.

MARCH 12, 1974: Flyers record their 200th all-time regular season win, 2-1, at Long Island vs. the Islanders.

MAY 9, 1974: Bobby Clarke scores the game-winning goal in Game 2 of the 1974 Stanley Cup Finals at Bruins at 12:01 of the first overtime period. The 3-2 victory evened the Final series at 1-1, and was the Flyers' first victory in Boston since November 12, 1967 (0-16-2).

MAY 19, 1974: Flyers become first expansion team to win the Stanley Cup, defeating the Boston Bruins, 1-0, in Game 6 of the Finals on a goal by Rick MacLeish at the Spectrum. Kate Smith performs "God Bless America" in person at the Spectrum. Goaltender Bernie Parent wins the Conn Smythe Trophy as playoff MVP.



MAY 24, 1974: Flyers obtain Reggie Leach from the California Seals in exchange for Larry Wright, Al MacAdam and the Flyers' first round pick in 1974.

JUNE, 1974: Bernie Parent receives Vezina Trophy as NHL's top goaltender (shared with Tony Esposito), and Fred Shero receives Jack Adams Trophy as NHL Coach of the Year.

JUNE 4, 1974: Flyers defenseman Barry Ashbee, who was forced to leave Game Four after being struck in the eye by a puck in the Flyers' seven-game semi-final series win over the New York Rangers in April of 1974, at the Spectrum, retires.

APRIL 3, 1975: Flyers honor defenseman Barry Ashbee and retire his Jersey No. 4.

MAY 13, 1975: Flyers defeat the New York Islanders, 4-1, in Game 7 of the Semifinals to advance to the Stanley Cup Finals for the second straight season. Kate Smith performs "God Bless America" in person at the Spectrum.

MAY 27, 1975: Flyers defeat the Buffalo Sabres, 2-0, in Game 6 of the Stanley Cup Finals at Buffalo to win their second consecutive Stanley Cup Championship. Goaltender Bernie Parent again wins the Conn Smythe Trophy as the playoff MVP, becoming the first player in NHL history to win the award in consecutive seasons.

JUNE 18, 1975: Bobby Clarke receives his second Hart Trophy as NHL MVP, and Bernie Parent is awarded Vezina Trophy for allowing the fewest number of goals.

JANUARY 11, 1976: Flyers become the first NHL team to defeat the visiting Soviet Army team from the USSR, 4-1, at the Spectrum. Joe Watson scores a shorthanded goal in the contest.

FEBRUARY 29, 1976: Flyers record their 300th all-time regular season victory, defeating the California Seals, 6-1, at the Spectrum.

APRIL 1, 1976: Reggie Leach records his 60th goal of the season, becoming only the 2nd player in NHL history to reach that plateau (Phil Esposito was the other), in the Flyers' 11-2 victory over the Washington Capitals at the Spectrum.

APRIL 3, 1976: Bobby Clarke establishes a team record for points in a season, 119, with an assist on Bill Barber's 50th goal. Barber's goal gave the "LCB" line an NHL record total of 141 goals.

MAY 6, 1976: Reggie Leach scores 5 goals in the Flyers' 6-3 win over the Boston Bruins in Game 5 of the 1975-76 Semifinals at the Spectrum.

MAY 16, 1976: Visiting Montreal Canadiens defeat the Flyers in Game 4 of the Stanley Cup Finals, 5-3, to win the Stanley Cup at the Spectrum. Reggie Leach wins Conn Smythe Trophy as playoff MVP.

MAY, 1976: Reggie Leach scores 19 playoff goals in 16 games giving him 80 goals (61 in regular season) on the season-becoming the first player in NHL history ever to reach that plateau.

JUNE 7, 1976: Bobby Clarke receives Hart Trophy as NHL MVP for the third time in four seasons, becoming only the fifth three-time winner in NHL history.

FEBRUARY 1, 1977: Flyers' wives sponsor first Fight For Lives Carnival. Since that time, there have been 30 Carnivals, raising a total of over \$20 million for cancer and blood disease research and treatment.

FEBRUARY 14, 1977: Al Hill sets NHL record for points by a player in his first NHL game (5) with two goals and three assists in the Flyers' 6-4 victory over the St. Louis Blues at the Spectrum.

ALL-TIME FLYERS HISTORIC MOMENTS

MAY 12, 1977: Former Flyers defenseman Barry Ashbee passes away after bout with leukemia.

DECEMBER 11, 1977: Flyers defenseman Tom Bladon sets NHL record for points by a defenseman (8) in one game with four goals and four assists in the Flyers' 11-1 victory over the Cleveland Barons at the Spectrum.

MARCH 23, 1978: Flyers record 400th all-time regular season victory, defeating the Toronto Maple Leafs, 4-1, at the Spectrum.

APRIL 9, 1978: Flyers honor retiring forward Gary Dornhoefer at the Spectrum.

OCTOBER 11, 1979: Flyers honor retiring goaltender Bernie Parent, who was forced to retire after being inadvertently struck in the eye with a stick on February 17, 1979 vs. the NY Rangers at the Spectrum. In 486 career games with the Flyers, Parent was 232-141-103 with a 2.42 GAA and 50 shutouts. Jersey No. 1 retired.

OCTOBER 14, 1979: Flyers defeat Toronto Maple Leafs, 4-3, at the Spectrum in the first game of a historic 35-game undefeated streak.

DECEMBER 22, 1979: Flyers defeat Bruins, 5-2, at Boston to set a new NHL record of 29 consecutive games without a loss.

JANUARY 6, 1980: Flyers defeat Sabres, 4-2, at Buffalo for 35th consecutive game without a loss-the longest such streak in professional sports history (The streak ends on January 7 as the Flyers lost at Minnesota, 7-1).

MARCH 3, 1980: Flyers honor retired defenseman Joe Watson at the Spectrum.

MARCH 10, 1980: Bobby Clarke and Ed Snider receive Lester Patrick Award for outstanding service to hockey in the United States.

APRIL 3, 1980: Reggie Leach's three goals in a 4-2 victory over Washington give him 50 for the season, making him the first Flyer to reach that plateau in two different years.

MAY 24, 1980: New York Islanders defeat Flyers, 5-4 in overtime, to capture Stanley Cup championship at Long Island.

JUNE, 1980: Pat Quinn receives Jack Adams Award as NHL Coach of the Year.

NOVEMBER 2, 1980: Flyers record 500th all-time regular season victory, defeating the Boston Bruins, 4-2, at the Spectrum. At the time, no other expansion team had won as many as 400 games.

MARCH 19, 1981: Bobby Clarke records his 1,000th NHL point, becoming the 15th player in NHL history to reach that plateau, with a third-period goal in the Flyers' 5-3 win over the Bruins at the Spectrum.

JANUARY 14, 1982: Flyers play host to 10,000,000th all-time fan in defeating the Edmonton Oilers, 8-2, at the Spectrum.

AUGUST 19, 1982: Flyers obtain Mark Howe and a third round pick in 1983 (Derrick Smith) from Hartford in exchange for Ken Linseman, Greg Adams and the Flyers' first and third round picks in 1982.

OCTOBER 23, 1982: Bobby Clarke plays in his 1,000th NHL game, a 4-2 loss to the Penguins at Pittsburgh.

JANUARY 20, 1983: Flyers record their 600th all-time regular season victory, 5-2, over the Calgary Flames at the Spectrum.

APRIL 14, 1983: Jay Snider is named team president and becomes the youngest person to hold such a position in the history of professional sports (at age 26).

JUNE 7, 1983: Bobby Clarke receives Frank J. Selke Trophy as NHL's top defensive forward.



OCTOBER 9, 1983: Bill Barber records his 400th NHL goal, becoming the 19th player in NHL history to reach that plateau, in the Flyers' 7-1 victory over the Pittsburgh Penguins at the Spectrum.

MARCH 22, 1984: Flyers set club record with 13 goals in one game in 13-4 victory over the Pittsburgh Penguins at the Spectrum.

APRIL 7, 1984: Bobby Clarke plays in his last NHL game (playoff contest) vs. the Washington Capitals.

MAY 15, 1984: Bobby Clarke announces his retirement from hockey, and is named Vice President and General Manager of the Flyers.

MAY 24, 1984: Mike Keenan named head coach of the Flyers.

SEPTEMBER 25, 1984: Bernie Parent inducted into Hockey Hall of Fame, becoming first member of Flyers organization to be so honored.

OCTOBER 18, 1984: Flyers tie club record with 13 goals in one game in 13-2 victory over the Vancouver Canucks at the Spectrum.

ALL-TIME FLYERS HISTORIC MOMENTS

NOVEMBER 15, 1984: Flyers honor retiring center Bobby Clarke at the Spectrum. Clarke finished his 15-year NHL career as the Flyers' all-time leading scorer with 358 goals and 852 assists for 1210 points in 1144 games. Jersey No. 16 retired. Kate Smith's recording of "God Bless America" is played prior to the game as the Flyers defeat the Hartford Whalers, improving their record to 55-9-2 in games which her version of "God Bless America" has been played.

FEBRUARY 24, 1985: Flyers record 700th all-time regular season win, a 4-1 victory over the Calgary Flames at the Spectrum.

MARCH 5, 1985: Dave Poulin's overtime goal gives the Flyers a 5-4 win over the NY Islanders and starts an 11-game winning streak as part of the Flyers' 16-1-0 stretch run.

MARCH 16, 1985: Ron Sutter records the 5,000th all-time goal in Flyers history in the first period of the Flyers' 6-1 victory over the Maple Leafs at Toronto.

APRIL 4, 1985: Goaltender Pelle Lindbergh is named the first recipient of the Bobby Clarke Trophy as the Flyers' MVP.

APRIL 13, 1985: Tim Kerr sets NHL playoff marks of most goals in one period (4) and fastest four goals by one player (8:16) in second period of Flyers' 6-5 Division Semifinal victory over the Rangers in New York.

MAY 16, 1985: Dave Poulin scores while Flyers are two men short to boost Philadelphia to a 3-0 victory over Quebec, clinching Wales Conference Championship series in six games. It is the Flyers' fifth conference title in the eleven years the NHL has been structured by conferences.

MAY 30, 1985: Edmonton Oilers defeat Flyers, 8-3, in Game 5 of the Final series to capture their second consecutive Stanley Cup Championship.

JUNE 12, 1985: Pelle Lindbergh wins Vezina Trophy as top goaltender in NHL and Mike Keenan garners Jack Adams Award as NHL Coach of the Year.

AUGUST 22, 1985: Bill Barber announces his retirement after 12 NHL seasons, all as a Flyer.

NOVEMBER 14, 1985: Flyers honor the memory of Pelle Lindbergh who was fatally injured in an automobile accident on November 10, 1985.

NOVEMBER 17, 1985: Flyers win club record 13th consecutive game, 5-4, over the Islanders at the Spectrum on an overtime goal by Murray Craven. The 13 consecutive wins match the fourth-longest streak in NHL history.

MARCH 6, 1986: Flyers honor retiring left wing Bill Barber at the Spectrum. Barber retires as the Flyers' all-time leading goal scorer, and second-leading point scorer with 420 goals and 463 assists for 883 points in 903 games.

APRIL 6, 1986: Tim Kerr sets a new NHL record with his 34th power play goal of the season, as the Flyers beat the Capitals, 5-3.

APRIL 6, 1986: Flyers defeat Washington Capitals, 5-3, to win division title for third time in four seasons and ninth time in the club's 19-year history. The win also enables the Flyers to tie the club record of 53 wins in a season, set in 1984-85.

MAY 21, 1986: Bob Froese and Darren Jensen share Jennings Trophy as the goaltenders for the team with the lowest goals-against average during the regular season, and Mark Howe receives the Emery Edge Award as the player with the top plus/minus rating in the NHL.

OCTOBER 9, 1986: Rookie goaltender Ron Hextall makes his NHL debut vs. the Edmonton Oilers, winning 2-1.

JANUARY 15, 1987: The Flyers defeat the Montreal Canadiens, 6-3, at the Spectrum to record the 800th victory in franchise history.

JANUARY 21, 1987: Mark Howe records his 1000th point as a professional hockey player.

MARCH 16, 1987: The Flyers clinch their third consecutive Patrick Division Championship. It is the Flyers' eighth division title in the 13 years since the four division alignment was established.

MARCH 17, 1987: Tim Kerr records a Flyers-record fourth consecutive 50-goal season.

MAY 14, 1987: The Flyers defeat the Montreal Canadiens, 4-3, at the Forum to capture their second Prince of Wales Conference Championship in three years.



MAY 28, 1987: J.J. Daigneault scores at 14:28 of the third period to give the Flyers a 3-2 victory over the Edmonton Oilers in Game 6 of the Stanley Cup Finals. All three of the Flyers victories in the round have come after the Oilers have taken a 2-0 lead in each game. Brian Propp's crucial third-period power play goal gives him 28 points for the playoff year, a new Flyers record.

MAY 31, 1987: The Edmonton Oilers defeat the Flyers, 3-1, in Game 7 of the Finals to win the Stanley Cup. It is the first Final-series seventh game since 1971. Ron Hextall is awarded the Conn Smythe Trophy as playoff MVP. Hextall also establishes a new NHL record for minutes played in a playoff year with 1540. Pelle Eklund's first period assist gave him 20 on the playoff year, a new Flyers record.

ALL-TIME FLYERS HISTORIC MOMENTS

JUNE 10, 1987: Ron Hextall wins the Vezina Trophy as the league's best goaltender and is named an NHL First Team All-Star and to the NHL All-Rookie Team. Dave Poulin is awarded the Frank J. Selke Trophy as the league's best defensive forward, and Mark Howe is named an NHL First-Team All-Star.

JUNE 15, 1987: Bobby Clarke is inducted into the Hockey Hall of Fame.

OCTOBER 8, 1987: The Kate Smith statue is dedicated outside the Spectrum.

DECEMBER 8, 1987: Ron Hextall becomes the first NHL goalie to score a goal by shooting the puck into the opposing net as the Flyers defeat Boston, 5-2, at the Spectrum.

FEBRUARY 8, 1988: Keith Allen is awarded the Lester Patrick Trophy.

MARCH 22, 1988: Bob Clarke and Bernie Parent are made charter inductees of the Flyers' Hall of Fame.

APRIL 10, 1988: Murray Craven's OT goal caps a dramatic 5-4 Flyers victory over the Capitals in Game 4 of the Patrick Division Semifinals. The Flyers overcame a 4-1 deficit with under ten minutes to play in the third period.

JUNE 1, 1988: Paul Holmgren becomes the first former Flyer to be named the team's head coach.

SEPTEMBER 7, 1988: Ed Snider is inducted into the Hockey Hall of Fame.

NOVEMBER 24, 1989: The Flyers defeat the Edmonton Oilers, 5-1, at the Spectrum to record the 900th win in franchise history.

MARCH 16, 1989: Bill Barber, Keith Allen and Ed Snider are inducted into the Flyers' Hall of Fame.

APRIL 2, 1989: Rick Tocchet records his 45th goal of the season, becoming one of only eight Flyers to join the 40-goal club.

APRIL 11, 1989: Ron Hextall scores his second career goal and becomes the first goalie to record a playoff goal, as the Flyers defeat Washington, 8-5, at the Capital Centre.

APRIL 29, 1989: Ken Wregget, starting in place of the injured Ron Hextall, leads the Flyers to a 4-1 victory over the Pittsburgh Penguins in Game 7 of the Patrick Division Finals. It is the Flyers' tenth trip to the Semifinals in 17 years.

JUNE 16, 1989: Tim Kerr is awarded the Bill Masterton Memorial Trophy.

MARCH 22, 1990: Fred Shero and Rick MacLeish are inducted into the Flyers' Hall of Fame.

APRIL 16, 1990: Bob Clarke is fired as the Flyers' General Manager, ending his 21-year association with the franchise.

JUNE 16, 1990: The Flyers make Mike Ricci their first selection (4th overall) in the NHL Entry Draft. It is the Flyers' highest selection since Ron Sutter was taken with the same pick in 1982.

SEPTEMBER 24, 1990: Bill Barber is inducted into the Hockey Hall of Fame.

OCTOBER 11, 1990: Bill Barber's jersey number 7 is retired by the Flyers.

MARCH 21, 1991: Gary Dornhoefer and, posthumously, Barry Ashbee are inducted into the Flyers' Hall of Fame.

OCTOBER 4, 1991: The Flyers open their 25th anniversary season against the Capitals in Washington.

JANUARY 17-18, 1992: The Flyers and the City of Philadelphia host the NHL All-Star Weekend. Friday night featured the NHL Heroes of Hockey Game and the NHL All-Star Skills Competition. On Saturday, the Campbell Conference defeated the Wales Conference by the score of 10-6 in the 43rd NHL All-Star Game. Center Rod Brind'Amour was the Flyers' lone representative on the Wales Conference squad.

FEBRUARY 13, 1992: Gene Hart and Reggie Leach are inducted into the Flyers' Hall of Fame.

APRIL 1, 1992: The NHL Players Association went on strike for the first time in league's 75-year history.

APRIL 10, 1992: The NHL players and owners reach a settlement, ending the 10-day players strike.

JUNE 10, 1992: Bob Clarke rejoins the Flyers as Senior Vice President.

JUNE 30, 1992: The Flyers are awarded the rights to 19 year-old Eric Lindros by arbitrator Larry Bertuzzi. In one of the most publicized trades in hockey history, the Flyers sent goaltender Ron Hextall, defensemen Steve Duchesne and Kerry Huffman, centers Mike Ricci and Peter Forsberg, left wing Chris Simon, No. 1 draft picks in 1993 and 1994 and \$15 million to the Quebec Nordiques in return for Eric Lindros.

JULY 15, 1992: The Flyers complete the biggest transaction in team history by signing center Eric Lindros to an unprecedented six-year contract.

SEPTEMBER 21, 1992: Keith Allen becomes the fifth member of the Flyers organization inducted into the Hockey Hall of Fame, joining Bernie Parent, Bobby Clarke, Ed Snider and Bill Barber.

JANUARY 9, 1993: The Flyers record the 1,000th win in team history vs. the NY Rangers.

MARCH 7, 1993: Right wing Mark Recchi records his 100th point of the season at the New Jersey Devils, becoming the fourth player in Flyers history to record 100 or more points in a season.

ALL-TIME FLYERS HISTORIC MOMENTS

MARCH 13, 1993: The Flyers vs. Los Angeles Kings game held at the Spectrum is postponed, following the first period, due to severe weather and blizzard conditions which caused a pane of glass on the Spectrum concourse to break. The game was replayed, in its entirety, on April 1, 1993.

MARCH 14, 1993: The Flyers at Whalers game in Hartford is postponed due to severe weather. The game was played, in its entirety, on April 16, 1993 at the Hartford Civic Center.

MARCH 24, 1993: Center Eric Lindros scores his 35th goal of the season at the New York Rangers, passing Brian Propp (34), to break the team record for most goals in a season by a rookie. Lindros finished the season with 41 goals.

APRIL 1, 1993: Right wing Mark Recchi scores his 50th goal of the season vs. the Los Angeles Kings, becoming the fifth player in Flyers history to score 50 or more goals in a season.

APRIL 8, 1993: Joe Scott and Ed Van Impe are inducted into the Flyers' Hall of Fame.

APRIL 12, 1993: Mark Recchi collects an assist vs. the New York Rangers, breaking Bobby Clarke's team record for most points (119 in 1975-76). Recchi finished the season with 123 points.

OCTOBER 21, 1993: The scheduled Flyers vs. NY Islanders game is moved to October 22 to avoid a conflict with Game Five of the 1993 World Series.

MARCH 1, 1994: Jay Snider resigns as president of the Flyers.

MARCH 8, 1994: Tim Kerr is inducted into the Flyers' Hall of Fame.

MARCH 31, 1994: Mikael Renberg scores a goal vs. Calgary, breaking Dave Poulin's team record for points in a season by a rookie (76 in 1983-84). Renberg finishes the season with 82 points.

APRIL 12, 1994: Mikael Renberg is named the first recipient of the Pelle Lindbergh Memorial Trophy as the Flyers' most improved player, as voted by his teammates.

JUNE 15, 1994: Bob Clarke is named team president and general manager.

SEPTEMBER 6, 1994: Eric Lindros is named the eleventh team captain in club history. At 21 years old, Lindros becomes the youngest captain in Flyers history.

SEPTEMBER 30, 1994: NHL Commissioner Gary Bettman announced the postponement of the start of the 1994-95 regular season due to a failure to come to terms on a new Collective Bargaining Agreement between the League and the NHL Players' Association.

JANUARY 13, 1995: NHL Commissioner Gary Bettman and NHL Players' Association Executive Director Bob Goodenow announced that they have reached an

agreement on a new Collective Bargaining Agreement and that a 48-game season would begin on January 20.

MAY 7, 1995: Flyers defeat Buffalo, 4-3, in overtime in Game One of Eastern Conference Quarterfinals. The win was the Flyers' first playoff victory since a 2-1 overtime victory at Montreal in Game Five of Wales Conference Finals on May 9, 1989.



JULY 6, 1995: Eric Lindros is named the winner of the 1994-95 Hart Memorial Trophy as the NHL's MVP. Lindros becomes the second Flyer to capture the award (Bob Clarke in 1972-73, 1974-75 and 1975-76). Lindros and John LeClair were named to the NHL First All-Star Team.

DECEMBER 18, 1995: The Flyers acquire an expansion franchise in the American Hockey League to commence operations with the start of the 1996-97 season. The Philadelphia Phantoms replaced the Hershey Bears as the Flyers' top minor league affiliate.

FEBRUARY 22, 1996: Joe Watson was inducted into the Flyers' Hall of Fame.

MARCH 19, 1996: Ed Snider, Pat Croce and Comcast Corporation announced the formation of the Comcast-Spectacor Venture that will create a super-regional sports partnership for the Delaware Valley. The venture will own and operate the Philadelphia 76ers basketball team, the Philadelphia Flyers hockey team, the CoreStates Spectrum and the new CoreStates Center. The transaction was finalized on July 17, 1996.

MARCH 25, 1996: Ron Hextall stopped all 21 Hartford shots to record his second consecutive shutout. He was the first Flyers goaltender to record shutouts in consecutive regular season games since Bernie Parent on October 11 and 13, 1973. Eric Lindros registers a goal and two assists in the game to break the 100-point plateau for the first time in his career. Lindros is the fifth Flyer to eclipse the 100-point barrier.

APRIL 10, 1996: John LeClair recorded his 50th goal of the season at New Jersey, becoming the sixth player in the Flyers history to score 50 or more goals in a season.

ALL-TIME FLYERS HISTORIC MOMENTS

APRIL 11, 1996: The Flyers defeated the Montreal Canadiens, 3-2, in the team's final regular season home game at the Spectrum. John LeClair's second-period goal was the game-winning goal and the final Flyers goal scored in a regular season game at the Spectrum.

APRIL 16, 1996: Ron Hextall recorded his 36th playoff win as a Flyer, setting a new team record for career playoff wins (passing Bernie Parent - 35) in Game One of the Eastern Conference Quarterfinals vs. Tampa Bay.

MAY 12, 1996: Mike Hough's goal at 8:05 of the second overtime period gave the Florida Panthers a 2-1 win over the Flyers in Game Five and a three-games-to-two lead in their Eastern Conference Semifinal series. The Panthers won the series in six games. Game Five was the Flyers' final game at the Spectrum.

AUGUST 31, 1996: The CoreStates Center opened with a contest between USA and Canada in the inaugural World Cup of Hockey Tournament. USA won the game, 5-3, in front of a sold-out crowd.

OCTOBER 5, 1996: The Flyers played their first regular season game at the CoreStates Center. The Florida Panthers won the game, 3-1, but right wing Dainius Zubrus became the youngest player in Flyers history at 18 years, three months and 20 days old on opening night. Zubrus also recorded his first NHL goal in the game.

OCTOBER 7, 1996: The Flyers recorded the 700th home win in franchise history with 3-1 win vs. New Jersey.

DECEMBER 22, 1996: Chicago's Sergei Krivokrasov scored at 2:38 of the first period to end the Flyers' team record shutout streak at 265 minutes and eight seconds and their streak of four consecutive shutouts.

JANUARY 29, 1997: Rod Brind'Amour played in his 288th consecutive game for the Flyers, breaking the team record for most consecutive games played.

FEBRUARY 2, 1997: The 21st Annual Flyers' Wives Fight for Lives Carnival raised \$1,024,455. It was the first time that the Carnival topped the \$1 million mark in proceeds.

APRIL 13, 1997: John LeClair recorded his 50th goal of the season to become only the second player in Flyers history to reach the 50-goal mark in consecutive seasons.

APRIL 26, 1997: The Flyers defeated the Pittsburgh Penguins, 6-3, in Game Five of the Eastern Conference Quarterfinals and win the series, four games to one. Mario Lemieux scored a goal in his last NHL game before returning to play in the 2000-01 season. Rod Brind'Amour recorded two shorthanded goals in the first period, tying the NHL record for most shorthanded goals in a period and a game. At 54 seconds apart, Brind'Amour's two shorthanded goals were the second fastest scored by one player in NHL Playoff history.

MAY 23, 1997: Eric Lindros scored the game-winning goal with 6.8 seconds remaining in regulation as the Flyers defeated the NY Rangers, 3-2, in Game Four of the Eastern Conference Finals. It was the latest gamewinning goal in Flyers Playoff history.

MAY 31, 1997: The Flyers lost to the Detroit Red Wings in Game One of the Stanley Cup Finals, 4-2, in front of 20,291 fans at the CoreStates Center. It is the largest single-game home attendance in team history.

NOVEMBER 17, 1997: Gene Hart was enshrined into the Hockey Hall of Fame after his selection as the recipient of the Foster Hewitt Memorial Award. He became the sixth member of the Flyers organization to be so honored.

FEBRUARY 8-24, 1998: The NHL suspends operations for 17 days to allow NHL player participation in the 1998 Winter Olympic Games in Nagano, Japan. Ten members of the Flyers organization take part (Canada: Bob Clarke - GM, Wayne Cashman - Assistant Coach, Rod Brind'Amour, Eric Desjardins, Eric Lindros; USA: Paul Holmgren - Assistant Coach, John LeClair, Joel Otto; Czech Republic: Petr Svoboda; Finland: Janne Niinimaa).

FEBRUARY 28, 1998: Eric Lindros scored the game-winning goal at NY Rangers, his 500th point in the NHL. He became the fifth fastest to reach 500 points in NHL history (in 352 games; Wayne Gretzky - 234 games; Mario Lemieux - 287 games; Peter Stastny - 322 games and Mike Bossy - 349 games).



APRIL 13, 1998: John LeClair records his 50th goal of the season, at Buffalo. He became the first American-born player to reach the 50-goal mark three times and the second Flyer to record three consecutive 50-goal seasons (Tim Kerr 1983-84 through 1986-87).

JUNE 10, 1998: The Philadelphia Phantoms, the Flyers' American Hockey League affiliate, defeated the Saint John Flames, 6-1, to capture the Calder Cup Championship, four games to two. The Phantoms became the fourth Flyers affiliate to capture the Calder Cup; joining the 1988 Hershey Bears and back-to-back titles by the Maine Mariners in 1978 and 1979.

ALL-TIME FLYERS HISTORIC MOMENTS

JULY 15, 1998: Comcast-Spectacor announced that it was changing the names of its arenas to the First Union Center and the First Union Spectrum.

NOVEMBER 20, 1998: Goaltender Ron Hextall allows one goal on 19 shots to record a 3-1 win at Carolina to register his 233rd win as a Flyer. With the win, Hextall moves past Bernie Parent into first place on the Flyers' All-Time List in wins.

JANUARY 16, 1999: Toronto Maple Leaf Steve Sullivan's goal at 6:31 of the first period ended John Vanbiesbrouck's team record shutout streak at 218 minutes and 42 seconds from January 3 through 16.

FEBRUARY 20, 1999: Center Eric Lindros was scoreless at Ottawa, ending his 18-game point-scoring streak from January 7 through February 18 (14G,21A). Lindros tied Bobby Clarke for the longest such streak in team history.

MARCH 4, 1999: Brian Propp was inducted into the Flyers' Hall of Fame.

MARCH 13, 1999: Goaltender Ron Hextall plays his 487th game as a Flyer in a game at Pittsburgh, moving him past Bernie Parent into first place on the Flyers' All-Time Games Played List.

MARCH 21, 1999: The Flyers defeated the Detroit Red Wings, 5-4, at the First Union Center, ending a team record 12-game winless streak from February 24 through March 16 (0-8-4). The Flyers also posted a 15-game undefeated streak from December 12, 1998 through January 13, 1999 (10-0-5). The Flyers became the only team in NHL history to record both a streak of 10-or-more games undefeated and a streak of 10-or-more games winless in the same season.

APRIL 18, 1999: Eric Desjardins is awarded his fifth consecutive Barry Ashbee Trophy as the most outstanding Flyers defenseman and the first Yanick Dupre Memorial Class Guy Award winner as the Flyer who best illustrates character, dignity and respect for the sport both on and off the ice, as selected by the Philadelphia Chapter of the Professional Hockey Writers' Association. Desjardins' fifth Barry Ashbee Trophy is the most by any defenseman in team history. The Yanick Dupre Memorial Class Guy Award honors the memory of Yanick Dupre who died on August 16, 1997, after a 16-month battle against leukemia. Dupre played parts of three seasons with the Flyers (1991-92, 1994-95 and 1995-96).

JULY 14, 1999: Gene Hart, "Voice of the Flyers", dies at the age of 68. The Flyers hold a memorial service at the First Union Center on Sunday, July 18, to honor Hart for his contributions to the organization and the City of Philadelphia over his 32-year career.



JULY 23, 1999: Flyers defenseman Dmitri Tertysnyh is fatally injured in a boating accident at the age of 22. Tertysnyh recorded 10 points (2G,8A) in 62 games during his rookie season of 1998-99. The Flyers and Phantoms played a benefit game in his memory on September 21 of that year, with all net proceeds placed in a scholarship fund for the unborn son of Dmitri and his widow, Polina. The Flyers win the game, 6-1.

OCTOBER 2, 1999: Mark Eaton appeared in his first NHL game, becoming the first Philadelphia-area native to play for the Flyers. Rod Brind'Amour misseed the game because of a fracture in his left foot, ending his franchise record of 484 consecutive games played.

OCTOBER 24, 1999: John Vanbiesbrouck records his third consecutive shutout, a career first, and becomes only the fourth goaltender during the 1990s to post three consecutive shutouts. In all, he will not allow a goal in 227 minutes, 40 seconds (parts of five games, 10/17/99-10/26/99) to set a team record for one goalie and a personal best.

DECEMBER 6, 1999: Ed Snider receives the Anti-Defamation League's prestigious Americanism Award.

JANUARY 2, 2000: Eric Desjardins registers three assists, which gives him 231 points as a Flyer and places him second among defensemen on the team's career list (Mark Howe, 480).

JANUARY 8, 2000: Rod Brind'Amour records his 600th point as a Flyer, becoming only the seventh player in team history to reach that plateau.

MARCH 21, 2000: Rick Tocchet is assessed five penalty minutes for fighting, giving him 1,700 PIM as a Flyer, the first player in franchise history to reach that mark.

MARCH 27, 2000: Eric Desjardins is named the 12th captain in Flyers history.

APRIL 6, 2000: Eric Desjardins is awarded his sixth consecutive Barry Ashbee Trophy as the team's most outstanding defenseman. No other Flyers defenseman has won the award more than four times.

APRIL 8, 2000: John LeClair scores his 40th goal, becoming the first player in Flyers history to score 40 or more goals in five consecutive seasons.

APRIL 9, 2000: The Flyers defeat the New York Rangers, 4-1, and capture their 13th division championship.

MAY 2, 2000: Andy Delmore scores his first two career playoff goals, including the game winner in overtime, to give the Flyers a 4-3 win at Pittsburgh in Game Three of the Eastern Conference Semifinals. He is the first Flyers rookie defenseman to score two goals in a playoff game.

ALL-TIME FLYERS HISTORIC MOMENTS

MAY 4, 2000: Keith Primeau scores at 12:01 of the fifth overtime period to give the Flyers a 2-1 win at Pittsburgh in Game Four of the Eastern Conference Semifinals. It is the longest game in modern NHL history (152:01). Only a pair of six-overtime playoff contests in the 1930s were longer. In addition, the game's elapsed time of six hours, 56 minutes sets an NHL record. The Flyers' 72 shots and the game's combined 130 shots both set team records for an overtime game.

MAY 7, 2000: Andy Delmore becomes the first NHL rookie defenseman to record a hat trick in a postseason game as the Flyers defeat Pittsburgh, 6-3, in Game Five of the Eastern Conference Semifinals. Mark Recchi records a goal and four assists, tying Flyers records for assists and points in a playoff game.

DECEMBER 10, 2000: The Flyers named Bill Barber the 14th head coach in team history, replacing Craig Ramsay. The Flyers defeat the New York Islanders, 5-2, at the First Union Center for Barber's first win as head coach.

DECEMBER 28, 2000: The Flyers lose 4-3 at Tampa Bay. The loss ends the Flyers' eight-game undefeated streak (5-0-3-0) under Head Coach Bill Barber. It is the second best start of an NHL head coaching career and the longest undefeated streak following an in-season coaching change in NHL history.

MARCH 13, 2001: Mark Recchi posted a goal and two assists in 5-2 win vs. St. Louis. His goal vs. St. Louis was his 1,000 career NHL point (60th player in NHL history to reach this milestone).



MARCH 15, 2001: Mark Howe, the leading scorer among defensemen in Flyers history, became the 17th member of the organization to be inducted into the Flyers Hall of Fame in an on-ice ceremony at the First Union Center prior to the Flyers' game vs. the Minnesota Wild.

MARCH 31, 2001: Goaltender Roman Cechmanek stopped all 21 shots faced to record a 1-0 win vs. the Detroit Red Wings. It was his 10th shutout of the season; the second most by a rookie or first-year goalie since Tony Esposito posted 15 shutouts during the 1969-70 season. His 10 shutouts are the most by a Flyers goaltender since Bernie Parent registered 12 during the 1974-75 season.

APRIL 8, 2001: Flyers win 2-1 at Buffalo. With the win, the Flyers recorded 100 points for the 14th time in 34 seasons. This game marked the end of the Flyers' regular use of orange jerseys on the road. Starting with the 2001-02 season, the Flyers began wearing their black jersey for road contests.

JUNE 14, 2001: The Flyers signed left wing John LeClair to a new five-year contract.

JUNE 14, 2001: Head Coach Bill Barber wins the Jack Adams Award as "the NHL coach adjudged to have contributed the most to his team's success." Barber is the first winner to receive this award after taking his position in-season and the eighth head coach to win in his first NHL season.

JULY 2, 2001: The Flyers signed unrestricted center Jeremy Roenick to a five-year contract.

AUGUST 20, 2001: The Flyers traded the rights to restricted free agent center Eric Lindros to the New York Rangers in exchange for right wing Pavel Brendl, left wing Jan Hlavac, defenseman Kim Johnsson and a third round pick in the 2003 NHL Entry Draft.

SEPTEMBER 20, 2001: The Flyers and New York Rangers skated to a 2-2 tie in a preseason game that was suspended after two periods so everyone in attendance at the First Union Center could watch President George W. Bush's address to Congress which was televised live in the arena. Through the generosity of the fans, players and ownership, the Flyers raised \$120,000 for the Twin Towers Fund. The \$120,000 donation represented the monies collected after the Flyers matched \$2 for every \$1 donated by the fans attending the game and the monies raised through the auction of game-used jerseys and sticks from the game.

OCTOBER 23, 2001: Keith Primeau is named the 13th captain in Flyers history.

OCTOBER 31, 2001: The Flyers "unretired" their orange road jersey for their game against the Pittsburgh Penguins at the First Union Center and raised \$67,947 through the on-line jersey auction. Proceeds from the auction increased the Flyers' contribution to the Twin Towers Fund to over \$187,000. The Flyers defeated the Penguins, 3-0. With the shutout, Brian Boucher became the first goaltender in Flyers history to record a shutout on consecutive days. He had recorded a 3-0 win at Washington on October 30.

DECEMBER 8, 2001: Jenny Barber, wife of Head Coach Bill Barber, passes away after a lengthy battle against cancer.

DECEMBER 18, 2001: Flyers right wing Mark Recchi scored a goal in the Flyers' 6-3 win against the St. Louis Blues at the First Union Center. The goal was his 400th career NHL goal. He became the 65th player in NHL history to reach the Milestone.

JANUARY 30, 2002: Flyers center Jeremy Roenick scored a goal in the Flyers' 3-1 loss to the Senators in Ottawa. With the goal, Roenick reached the NHL Milestone of 1,000 career points. He became the 63rd player in NHL history to reach the mark.

ALL-TIME FLYERS HISTORIC MOMENTS

FEBRUARY 14-25, 2002: The NHL suspends operations for 12 days to allow NHL player participation in the 2002 Winter Olympic Games in Salt Lake City, Utah. Seven members of the Flyers organization take part (Canada: Simon Gagne; USA: John LeClair and Jeremy Roenick; Czech Republic: Jiri Dopita and Roman Cechmanek; Sweden: Kim Johnsson; Ukraine: Ruslan Fedotenko).

MARCH 23, 2002: Flyers right wing Mark Recchi reached the NHL Milestone of 1,000 games played with his appearance in the Flyers' game against the Penguins in Pittsburgh. He became the 177th player in NHL history to reach this mark. Recchi posted two assists in the 4-4 tie.



APRIL 24, 2002: The Ottawa Senators defeated the Flyers, 3-0, at the Corel Centre. The loss is the Flyers' third consecutive 3-0 loss. It is the first time in Flyers history that the team has been shut out three consecutive games in a single playoff season and three times in one playoff series.

APRIL 26, 2002: The Ottawa Senators defeated the Flyers, 2-1, in overtime to win their Eastern Conference Quarterfinal series, four games to one. The two goals scored by the Flyers in the series set an NHL record for fewest goals by one team in a five-game series.

APRIL 30, 2002: Bill Barber is relieved of his duties as Flyers head coach. Barber compiled a 73-46-17 record in 136 regular season games over two seasons (2000-01 and 2001-02).

JUNE 23, 2002: Joe Scott, a founding partner and Chairman of the Board, Emeritus of the Flyers, died at the age of 93.

OCTOBER 26, 2002: First period goals by Justin Williams (at 0:16) and Michal Handzus (at 0:31) in the Flyers' 6-2 win at the NY Islanders set a club record for the fastest two goals from the start of a game. They were the third fastest two goals from the start of a game by one team in NHL history.

NOVEMBER 29, 2002: The Flyers debuted their new alternate jersey in a 3-0 loss against the Toronto Maple Leafs at the First Union Center. This "all-orange" jersey was worn 17 times during the 2002-03 season with the Flyers posting an 8-7-2 record in those games.

DECEMBER 5, 2002: Michal Handzus scores on a penalty shot in overtime against Dan Blackburn to give the Flyers a 3-2 win over the NY Rangers. Handzus' penalty shot attempt was the first by a Flyer in regular season overtime (it was only the second successful penalty shot attempt in regular season overtime in NHL history).

MARCH 31, 2003: Eric Weinrich records an assist in the Flyers' 6-1 win at Pittsburgh, his 1,000th career NHL game. He became the third Flyer to reach the NHL Milestone of 1,000 games played this season, joining Jeremy Roenick (vs. Boston on November 16) and Eric Desjardins (at Atlanta on December 18).

APRIL 6, 2003: The Flyers win at Florida, 6-2. The Flyers finish the season tied for the fewest goals against in the NHL with the New Jersey Devils (both teams allowed 166). Esche and Roman Cechmanek share the William M. Jennings Trophy with the Devils' Martin Brodeur. It is the second time that the Flyers have won the award (Bob Froese and Darren Jensen for the 1985-86 season).

APRIL 16, 2003: Mark Recchi scored at 13:54 of the third overtime period to give the Flyers a 3-2 win at Toronto in Game Four and even their Eastern Conference Quarterfinals series at two games apiece. The Flyers' 75 shots on goal was a new team record for most shots in an overtime game and tied for the most shots in a playoff game since the 1967-68 expansion (Washington recorded 75 shots against the NY Islanders in a game that went four overtimes on April 18, 1987). With 53:54 minutes played, it was the second longest overtime game in Flyers history (behind 92:01 minutes played at Pittsburgh on May 4, 2000).

APRIL 22, 2003: The Flyers defeat the Toronto Maple Leafs, 6-1, in Game Seven of their Eastern Conference Quarterfinal series. The Flyers won the second longest series in NHL history. The two teams played 532:05 minutes in the series, trailing only the 553:08 minutes played by the Boston Bruins and NY Rangers in their 1939 semifinal series. The series featured three multiple-overtime games, only the second series in NHL history to do so (NY Rangers and New Jersey Devils played three multiple-overtime games in their 1994 Eastern Conference Final series).

JULY 18, 2003: Comcast-Spectacor announced that it was changing the names of its arenas to the Wachovia Center and Wachovia Spectrum.

OCTOBER 16, 2003: Flyers and San Jose Sharks skated to 0-0 tie at HP Pavilion at San Jose. Flyers goaltender Jeff Hackett stopped all 27 shots faced to record the shutout. The scoreless tie was the first for the Flyers in a road game since December 4, 1982 (0-0 tie at Pittsburgh). For Hackett, it was his second consecutive shutout (Hackett shutout the Buffalo Sabres on October 9 in the Flyers' 2-0 win). He is the first goaltender in Flyers history to record a shutout in each of his first two career starts as a Flyer. This is the second time in franchise history that a goaltender had opened a season with two consecutive shutouts (Bernie Parent opened the 1973-74 season with a 2-0 win vs. Toronto on October 11 and a 6-0 win at NY Islanders on October 13).

ALL-TIME FLYERS HISTORIC MOMENTS

DECEMBER 13, 2003: The New Jersey Devils defeated the Flyers at the Wachovia Center, 2-0, ending the team's 14-game undefeated streak at home (12-0-2). The 14-game undefeated streak at home is the second longest undefeated streak at home to start a season in franchise history. The Flyers went 26 games undefeated at home (19-0-7) to start the 1979-80 season.

JANUARY 16, 2004: The Flyers defeated the Toronto Maple Leafs, 4-1. Each of the 18 skaters in the game for the Flyers posted at least a +1 rating, the first time that the feat had occurred since the Flyers defeated the Pittsburgh Penguins, 11-4, on March 10, 1985.

FEBRUARY 4, 2004: The Flyers defeated the Washington Capitals, 5-1. Goaltender Antero Niittymäki stopped 19 of 20 shots faced to record the win in his first career NHL game. He was the first Flyers goaltender to win his NHL debut since Dominic Roussel, who defeated the Quebec Nordiques on October 17, 1991, 5-3.

FEBRUARY 21, 2004: The Flyers defeated the Atlanta Thrashers, 5-4. Simon Gagne scored a goal on a penalty shot with 1:01 left to play in the third period to give the Flyers a 5-4 lead. The Flyers scored three of their goals on the same penalty as Ronald Petrovicky was serving a five minute major for charging. It was the third time in team history that the Flyers scored three goals on the same penalty.

MARCH 3, 2004: Prior to the Flyers' 5-2 win against the Nashville Predators, Dave Poulin became the 18th member of the organization to be inducted into the Flyers Hall of Fame.

MARCH 5, 2004: The Flyers defeated the Ottawa Senators, 5-3. Defenseman Danny Markov's goal at 16:10 of the first period was the 10,000th goal in franchise history (seventh team in NHL history and first expansion team to reach mark). Tony Amonte reached the NHL Milestone of 1,000 games played with his appearance in the game. The Senators and Flyers combined to record 419 penalty minutes in the game, including 409 in the third period, to set NHL records for most penalty minutes, both teams, one game and most penalty minutes, both teams, one period. The Flyers also set NHL records for most penalty minutes, one team, one game (213) and most penalty minutes, one team, one period (209).

MARCH 25, 2004: Right wing Mark Recchi posted an assist on both Flyers goal in the Flyers' 4-2 loss against the New York Islanders. His second assist was his 1,200th career NHL point (40th player in NHL history to reach mark).

MAY 4, 2004: Jeremy Roenick's second goal of the game at 7:39 of overtime gave the Flyers a 3-2 win over the Maple Leafs in Toronto in Game Six of their Eastern Conference Semifinal series and a four-games-to-two series victory.

MAY 15, 2004: Flyers defeated the Tampa Bay Lightning at the Wachovia Center, 3-2, in Game Four of the Eastern Conference Finals. Every fan in attendance received an "Orange Crush" T-shirt as they entered the building.

SEPTEMBER 15, 2004: The National Hockey League's Board of Governors unanimously reconfirmed that NHL teams, upon the expiration of the Collective Bargaining Agreement at midnight, would not play again until there is a new economic system.

FEBRUARY 16, 2005: The National Hockey League announced that, because a new collective bargaining agreement has not been realized, it no longer is practical to conduct an abbreviated 2004-05 season.

JUNE 10, 2005: The Philadelphia Phantoms, the Flyers' American Hockey League affiliate, defeated the Chicago Wolves, 5-2, to capture the Calder Cup Championship, four games to none. It is the second championship in franchise history (also won the Calder Cup in 1998).

JULY 22, 2005: The National Hockey League's Board of Governors ratified the terms of the Collective Bargaining Agreement negotiated with the NHL Players' Association, ending a 310-day work stoppage.

NOVEMBER 5, 2005: The Flyers defeated the Atlanta Thrashers at the Wachovia Center, 4-3. The team welcomed the 25-millionth fan in team history prior to the game.

DECEMBER 3, 2005: The Flyers lost at Nashville, 4-3 in a shootout. It was the first shootout in team history.



JANUARY 12, 2006: The Flyers lost at Detroit, 6-3, in the last game of their 11-game road trip. The Flyers' 11-game road trip from December 23 through January 12 was the longest road trip in team history. Their eight wins in the 11 games was just the ninth time in NHL history that a team recorded six-or-more wins in a single road trip and their 17 points in the 11 games (8-2-1 record) were the most points by one team in a single road trip in NHL history.

JANUARY 14, 2006: 19,953 fans attended the Flyers' 4-3 overtime loss vs. Colorado to set a new team record for attendance at a regular season game.

MARCH 21, 2006: Flyers Head Coach Ken Hitchcock became the fifth fastest coach to reach 400 career NHL wins with the Flyers' 2-1 win vs. New Jersey on March 21.

ALL-TIME FLYERS HISTORIC MOMENTS

APRIL 18, 2006: R.J. Umberger scored a goal in the Flyers' 4-1 win at NY Islanders. The goal was Umberger's 20th goal of the season. For the first time in team history, the Flyers had two rookies score at least 20 goals in a season (Jeff Carter - 23 and R.J. Umberger - 20).

OCTOBER 22, 2006: Flyers announced the resignation of General Manager Bob Clarke and the firing of Head Coach Ken Hitchcock. Paul Holmgren was named interim general manager and John Stevens was named head coach.

APRIL 7, 2007: Sami Kapanen was named the winner of the inaugural winner of the Gene Hart Memorial Award. This award will be presented annually to the Flyer with the most heart as voted by Philadelphia Flyers Fan Club members at each general meeting throughout the season. In addition to the award, a donation for \$1,500 will be made to the player's favorite charity.

OCTOBER 18, 2007: Flyers defeated the New Jersey Devils at Wachovia Center, 4-0. Goaltender Martin Biron stopped all 38 shots faced to post the shutout. The shutout was Biron's second consecutive shutout, the Flyers' first shutout of the Devils since Feb. 27, 2001, and the Flyers' first shutout of the Devils in Philadelphia since Jan. 6, 1987.

FEBRUARY 6, 2008: Prior to the Flyers' 4-3 loss to the Washington Capitals, Ron Hextall became the 19th member of the organization to be inducted into the Flyers Hall of Fame.

APRIL 17, 2008: Mike Knuble scored 6:40 into the second overtime period to give the Flyers a 4-3 win over the Capitals at the Wachovia Center in Game Four of their Eastern Conference Quarterfinal series. The game (86:40) was the longest playoff game played at the Wachovia Center, the third longest home game in Flyers history, and longest home playoff game won by the Flyers in team history (Flyers lost to Boston on April 26, 1977, 5-4 - 90:07 and to Florida on May 12, 1996, 2-1 - 88:05).

APRIL 22, 2008: Joffrey Lupul scored a power play goal 6:06 into the first overtime period to give the Flyers a 3-2 win over the Capitals and a four-games-to-three series victory over Washington. It marked just the second time in Flyers history that they have played a Game Seven that went into overtime, and first time that they won (only other time was against Washington, 5-4 loss on April 16, 1988).

JULY 15, 2008: Comcast-Spectacor, the Philadelphia based sports and entertainment firm which owns the arena, announced that the Wachovia Spectrum would close at the conclusion of the 2008-09 hockey and soccer seasons. The Flyers played at the Spectrum for 29 seasons, from the 1967-68 through the 1995-96 seasons, and compiled a 719-305-146 record in 1,170 regular season games and an 85-56 record in 141 playoff games.

SEPTEMBER 27, 2008: The Flyers played their final game at the Wachovia Spectrum vs. an NHL opponent when they faced off against the Carolina Hurricanes in a preseason match up. The Flyers honored all of their past captains, while Ed Snider presented Michael Richards with his new captain jersey at center ice. The Flyers defeated the Hurricanes by a score of 4-2.

OCTOBER 7, 2008: The Flyers played an exhibition game against their American Hockey League affiliate, the Philadelphia Phantoms, at the Wachovia Spectrum. The Flyers were defeated by the Phantoms, 4-2.

DECEMBER 11, 2008: Trailing 5-1 in the third period, the Flyers mounted the greatest third period comeback in team history by scoring four unanswered goals to force overtime and eventually defeat the Carolina Hurricanes in a shootout by a score of 6-5. Scott Hartnell recorded his fourth career hat trick, while Simon Gagne scored the game-tying goal with 1:44 to go in regulation and the decisive goal in the shootout to give the Flyers the victory.



FEBRUARY 4, 2009: After 13 seasons of ownership, Comcast-Spectacor announced the sale of the Philadelphia Phantoms, the Flyers American Hockey League affiliate, to the Brooks Group of Pittsburgh, PA, owners of other minor league hockey and baseball teams.

FEBRUARY 15, 2009: At 1:18 of the second period, Mike Richards scored a shorthanded goal with his team down two men in a game against the New York Rangers. It was the third time in his career that Richards had scored while the Flyers were killing off a 5-on-3, making him the first player in NHL history to accomplish that feat. The Flyers defeated the Rangers, 5-2, at Madison Square Garden.

FEBRUARY 21, 2009: Mike Richards recorded a shorthanded goal for the third consecutive game, becoming the first player in over 10 years to accomplish the feat (Joe Sakic, Oct. 15-24, 1998). The Flyers dropped the contest, 5-4, to the Pittsburgh Penguins.

APRIL 11, 2009: A goal by Joffrey Lupul gave the Flyers six 25-goal scorers for the 2008-09 season, which made the Flyers the first team to accomplish that feat since the Calgary Flames in 1993-94.

JUNE 27, 2009: In a blockbuster draft-day trade, the Flyers acquired defenseman Chris Pronger from the Anaheim Ducks. The Flyers sent Joffrey Lupul, Luca Sbisa, and three draft picks to the Ducks for Pronger and forward Ryan Dingle.

OCTOBER 31, 2009: The Flyers' former home, the Spectrum, officially closes following its last public event, a Pearl Jam concert.

ALL-TIME FLYERS HISTORIC MOMENTS

NOVEMBER 16, 2009: Prior to the Flyers' 3-2 victory to the New Jersey Devils, Dave "The Hammer" Schultz became the 20th member of the Flyers organization to be inducted into the Flyers Hall of Fame.

NOVEMBER 19, 2009: Flyers rookie James van Riemsdyk scores the game-winning goal in a 3-2 victory at Los Angeles. It was his third straight game-winning goal, tying an NHL record for consecutive game-winning goals by a rookie.

DECEMBER 4, 2009: John Stevens was relieved of his duties as head coach and replaced by Peter Laviolette.

JANUARY 1, 2010: On New Year's Day, the Flyers played the Boston Bruins in the 2010 Winter Classic at historic Fenway Park in Boston, MA. Danny Syvret scored his first NHL goal and the Flyers led most of the game, but the Bruins tied it up on a goal late in the third period and eventually won the game 2-1 in overtime.

FEBRUARY 13-28, 2010: The NHL season went on hiatus for two weeks to allow players to participate in the 2010 Winter Olympics in Vancouver. Chris Pronger and Mike Richards won gold medals playing for Team Canada. Kimmo Timonen won a bronze medal for Finland, and Oskars Bartulis represented Team Latvia.

APRIL 11, 2010: Claude Giroux's shootout goal and Brian Boucher's third-round save gave the Flyers a 2-1 shootout win over the New York Rangers and clinched an Eastern Conference playoff berth on the last day of the season. With his club trailing late in the third period, Matt Carle scored the game-tying goal to force overtime and the eventual shootout. Danny Briere also scored in the shootout, while Boucher shut the door on two of three Rangers shooters.

MAY 14, 2010: After falling into a 0-3 series deficit in the Eastern Conference Semifinals vs. Boston Bruins, the Flyers won four games in a row to defeat the Bruins four games to three and advance to the Eastern Conference Finals. The Flyers trailed Game 7 3-0 in the first period, but charged back to tie the game. Simon Gagne then scored the game-winning goal with 7:08 remaining in the third period. They became the third team in NHL history to overcome a 3-0 series deficit.

MAY 22, 2010: Michael Leighton posted a 3-0 shutout at Montreal in Game 4 of the Eastern Conference Final, his third shutout of the series. He became the first goaltender in franchise history to record three shutouts in a single playoff series.

MAY 24, 2010: The Flyers won the Prince of Wales Trophy as Eastern Conference Champions with a 4-2 win over the Montreal Canadiens in Game 5 of the Eastern Conference Finals. The four-games-to-one series win sent the Flyers to the Stanley Cup Final for the first time since 1997.

JUNE 2, 2010: Claude Giroux scored the game-winning goal in overtime of Game 3 of the Stanley Cup Final to give the Flyers a 3-2 win in front of a record sellout crowd of 20,297 at the Wachovia Center. It was the first win in a Stanley Cup Final game for the Flyers since Game 6 of the 1987 Final at the Spectrum.

JUNE 9, 2010: Patrick Kane scores the game-winning goal in overtime as the Chicago Blackhawks defeat the Flyers 4-3 in Game 6 of the Final to win the Stanley Cup. The crowd of 20,327 set a new Flyers record for home attendance in a single game and created a new single-season attendance record of 1,020,699. Flyers center Danny Briere recorded a goal and two assists to reach 30 points for the playoffs (12G, 18), breaking the Flyers all-time scoring record for a single playoff year.

JULY 27, 2010: Comcast-Spectacor announced the change of its arena name to the Wells Fargo Center.

OCTOBER 11, 2010: The Flyers raise their 2010-11 Eastern Conference championship banner to the rafters of the Wells Fargo Center prior to their home opener against the Colorado Avalanche.

NOVEMBER 23, 2010: Following a public ceremony, exterior demolition officially commenced on the Flyers' former home, the Spectrum. Ed Snider, Bob Clarke, Bernie Parent and Julius Erving were among those who spoke at the ceremony.

JANUARY 25, 2011: The Flyers pick up their 1000th home-ice win with a 5-2 victory over Montreal. They become the first expansion-era team to reach the milestone.

DECEMBER 31, 2011: The Flyers Alumni defeat the New York Rangers Alumni 3-1 before a crowd of 45,808 at Citizens Bank Park in the first of the three games comprising the 2012 NHL Winter Classic. Bernie Parent started for the Flyers and stopped six shots in 5:32 of play, including a Ron Duguay breakaway. John LeClair scored the Flyers' first goal on a setup by Eric Lindros, while Shjon Podein and Mark Howe provided the other Flyers goals.

JANUARY 2, 2012: The Flyers take a 2-0 lead but can't hold off a hard-charging New York Rangers squad and drop a 3-2 decision in the 2012 NHL Winter Classic. A crowd of 46,967 became the largest crowd ever to witness a Flyers game, eclipsing the 38,112 that saw the Flyers fall 2-1 to Boston in overtime in the 2010 Winter Classic. Brayden Schenn and Claude Giroux scored for the Flyers.

MARCH 6, 2012: The Flyers retire Mark Howe's #2 in a pregame ceremony before a 3-2 win over Detroit. Howe becomes just the fifth Flyer so honored and the first since Bill Barber in 1990.

MARCH 2012: Ilya Bryzgalov is named the NHL's First Star for the month of March after he went 10-2-1 on the month with a 1.43 GAA and .974 save percentage. He was named the first star of the game six times and was named the NHL's First Star of the Week twice in the month, becoming the first Flyer ever to earn the award in consecutive weeks. Bryzgalov amassed a franchise-record scoreless streak of 249:43 from March 1-15, and became the first Flyers goaltender to record four shutouts in the span of five games. The streak also was the second-longest in the NHL's expansion era, trailing only Brian Boucher's run of 332:01 in 2003-04 with Phoenix.

ALL-TIME FLYERS HISTORIC MOMENTS

APRIL 11, 2012: The Flyers come back from a 3-0 hole to defeat Pittsburgh 4-3 in overtime Game 1 of the Eastern Conference Quarterfinals. It's the sixth time in their history the Flyers had erased a 3-0 deficit to win a playoff game. Brayden Schenn posted a goal and two assists, becoming just the eighth Flyers rookie ever to record a three-point playoff game.

APRIL 13, 2012: Claude Giroux sets a franchise record with six points as the Flyers beat Pittsburgh 8-5 in Game 2. Sean Couturier posted a four-point night, tying the franchise record for most points by a rookie in a playoff game. Both Giroux and Couturier had hat tricks, marking the first time in team history that two Flyers have had a hat trick in the same playoff game, and it was the first time since 1989 that the Flyers had scored eight goals in a playoff game.

APRIL 15, 2012: The Flyers beat Pittsburgh 8-4 in Game 3, setting a franchise record for most goals in two consecutive playoff games. The closest previous occasion was the 1981 preliminary round, when they beat Quebec 6-4 in Game 1 and 8-5 in Game 2. The Flyers set a new franchise record for most goals scored in the first three games of a playoff series (20). Danny Briere picked up his 100th career playoff point today in his 100th career playoff game.

APRIL 22, 2012: The Flyers beat Pittsburgh 5-1 in Game 6 to advance to the second round of the playoffs for the 22nd time, and third year in a row. Claude Giroux finished the series with 14 points, becoming just the second Flyer ever to reach that total in a single playoff series (Tim Kerr, 15, 1989 PDSF). The Flyers set a franchise record with 12 power play goals in the series.

APRIL 29, 2012: Danny Briere scores his 48th and 49th career playoff goals, including his ninth career playoff game-winner as the Flyers beat New Jersey in Game 1 of the Eastern Conference Semifinals. Briere moved into second place all-time in Flyers history in that category behind only Rick MacLeish.

MAY 3, 2012: Danny Briere records his 50th career playoff goal in the third period of a 4-3 overtime loss in Game 3. His two points in the game give him 71 playoff points as a Flyer and move him past both Reggie Leach and Tim Kerr into sixth place on the Flyers' all-time playoff scoring list



KATE SMITH SINGS "GOD BLESS AMERICA"

41 years ago, on December 11, 1969, Kate Smith's recording of "God Bless America" was first played at a Flyers game. The Flyers beat the Toronto Maple Leafs, 6-3, at the Spectrum that night. That's where it all began, and "God Bless America" became "our song." Smith was enchanted by this flamboyant hockey team that found her rendition of the American folk classic to be a good luck charm. So much so that she performed the song live at the Spectrum on four occasions:

LIVE PERFORMANCES AT THE SPECTRUM

October 11, 1973 vs. Toronto
Flyers 2, Toronto 0

May 19, 1974 vs. Boston-Flyers 1, Boston 0

Stanley Cup-Winning Game

May 13, 1975 vs. NY Islanders-Flyers 4,
Islanders 1

Game 7 of Stanley Cup Semifinals

May 16, 1976 vs. Montreal-Canadiens 5,
Flyers 3

Game 4 of Stanley Cup Finals

Though Smith's record with the Flyers is impressive, there were a few losses along the way. The first was a 1-0 defeat at the hands of the Minnesota North Stars on April 4, 1970. Wins and losses aside, to the Flyers organization, Ms. Smith and her song are really something special.



FLYERS PLAYOFF RECORDS VS. NHL TEAMS 1967-2012

TEAM GP W L PCT GF GA

BOSTON BRUINS SERIES RECORD: 3-3

HOME	15	8	7	.533	44	44
AWAY	16	5	11	.313	42	56
TOTALS	31	13	18	.419	86	100

BUFFALO SABRES SERIES RECORD: 6-3

HOME	27	19	8	.704	90	66
ROAD	23	10	13	.435	56	75
TOTALS	50	29	21	.580	146	141

CALGARY/ATLANTA SERIES RECORD: 1-1

HOME	6	4	2	.667	27	15
AWAY	5	3	2	.600	16	13
TOTALS	11	7	4	.636	43	28

CHICAGO BLACKHAWKS SERIES RECORD: 0-2

HOME	5	2	3	.400	16	10
AWAY	5	0	5	.000	14	26
TOTALS	10	2	8	.100	30	36

COLORADO/QUEBEC SERIES RECORD: 2-0

HOME	6	5	1	.833	29	18
AWAY	5	2	3	.400	10	11
TOTALS	11	7	4	.636	39	29

DALLAS/MINNESOTA SERIES RECORD: 2-0

HOME	6	4	2	.667	26	15
AWAY	5	4	1	.800	15	11
TOTALS	11	8	3	.727	41	26

DETROIT RED WINGS SERIES RECORD: 0-1

HOME	2	0	2	.000	4	8
AWAY	2	0	2	.000	2	8
TOTALS	4	0	4	.000	6	16

EDMONTON OILERS SERIES RECORD: 1-2

HOME	7	5	2	.714	23	17
AWAY	8	2	6	.250	21	32
TOTALS	15	7	8	.467	44	49

FLORIDA PANTHERS SERIES RECORD: 0-1

HOME	3	1	2	.333	4	6
AWAY	3	1	2	.333	7	9
TOTALS	6	2	4	.333	11	15

MONTREAL CANADIENS SERIES RECORD: 3-3

HOME	15	6	9	.400	38	45
AWAY	16	9	7	.563	51	48
TOTALS	31	15	16	.484	89	93

TEAM GP W L PCT GF GA

NEW JERSEY/COLORADO SERIES RECORD: 3-3

HOME	16	8	8	.533	37	45
AWAY	14	8	6	.466	38	32
TOTALS	30	16	14	.499	75	77

NEW YORK ISLANDERS SERIES RECORD: 3-1

HOME	14	10	4	.714	51	29
AWAY	11	4	7	.364	32	40
TOTALS	25	14	11	.560	83	69

NEW YORK RANGERS SERIES RECORD: 6-4

HOME	27	17	10	.630	92	85
AWAY	20	10	10	.500	65	68
TOTALS	47	27	20	.574	157	153

OTTAWA SENATORS SERIES RECORD: 0-2

HOME	6	2	4	.333	6	13
ROAD	5	1	4	.200	6	15
TOTALS	11	3	8	.273	12	28

PITTSBURGH PENGUINS SERIES RECORD: 4-2

HOME	17	10	7	.588	65	54
AWAY	18	9	9	.500	56	61
TOTALS	35	19	16	.544	121	115

ST. LOUIS BLUES SERIES RECORD: 0-2

HOME	6	2	4	.333	12	15
AWAY	5	1	4	.200	8	19
TOTALS	11	3	8	.273	20	34

TAMPA BAY LIGHTNING SERIES RECORD: 1-1

HOME	6	4	2	.667	21	16
AWAY	7	3	4	.429	24	18
TOTALS	13	7	6	.538	45	34

TORONTO MAPLE LEAFS SERIES RECORD: 5-1

HOME	19	14	5	.737	70	33
ROAD	17	8	9	.471	49	52
TOTALS	36	22	14	.611	119	85

VANCOUVER CANUCKS SERIES RECORD: 1-0

HOME	2	1	1	.500	9	5
AWAY	1	1	0	1.000	6	4
TOTALS	3	2	1	.667	15	9

WASHINGTON CAPITALS SERIES RECORD: 2-2

HOME	10	6	4	.600	36	38
AWAY	13	5	8	.385	42	47
TOTALS	23	11	12	.478	78	85

FLYERS ALL-TIME PLAYOFF RECORD

SERIES RECORD: 53-41

HOME	209	125	84	.606	678	561
AWAY	194	84	110	.434	541	630
TOTALS	403	209	194	.519	1,219	1,191

PLAYOFF SERIES HISTORY VS. EACH TEAM

TEAM	YEAR	SERIES	WINNER	W	L	GF	GA
Boston	1974	Stanley Cup Final	Flyers	4	2	15	13
	1976	Semifinals	Flyers	4	1	19	12
	1977	Semifinals	Bruins	0	4	8	14
	1978	Semifinals	Bruins	1	4	15	21
	*2010	Conf. Semifinals	Flyers	4	3	22	20
	2011	Conf. Semifinals	Bruins	0	4	7	20
Buffalo	1975	Stanley Cup Final	Flyers	4	2	19	12
	1978	Quarterfinals	Flyers	4	1	16	11
	1995	Conf. Quarterfinals	Flyers	4	1	18	13
	1997	Conf. Semifinals	Flyers	4	1	21	13
	1998	Conf. Quarterfinals	Sabres	1	4	9	18
	2000	Conf. Quarterfinals	Flyers	4	1	14	8
	2001	Conf. Quarterfinals	Sabres	2	4	13	21
	2006	Conf. Quarterfinals	Sabres	2	4	14	27
	2011	Conf. Quarterfinals	Flyers	4	3	22	18
Calgary	1974	Quarterfinals	Flyers	4	0	17	6
	1981	Quarterfinals	Flames	3	4	26	22
Chicago	1971	Quarterfinals	Blackhawks	0	4	8	20
	2010	Stanley Cup Final	Blackhawks	2	4	22	25
Colorado	1981	Prelimin. Round	Flyers	3	2	22	17
	1985	Conf. Finals	Flyers	4	2	17	12
Dallas/Minnesota	1973	Quarterfinals	Flyers	4	2	14	12
	1980	Semifinals	Flyers	4	1	27	14
Detroit	1997	Finals	Red Wings	0	4	6	16
Edmonton	1980	Prelimin. Round	Flyers	3	0	12	6
	1985	Stanley Cup Final	Oilers	1	4	14	21
	1987	Stanley Cup Final	Oilers	3	4	18	22
Florida	1996	Conf. Semifinals	Panthers	2	4	11	15
Montreal	1973	Semifinals	Canadiens	1	4	13	19
	1976	Stanley Cup Final	Canadiens	0	4	9	14
	1987	Conf. Finals	Flyers	4	2	22	22
	1989	Conf. Finals	Canadiens	2	4	8	17
	2008	Conf. Semifinals	Flyers	4	1	20	14
	2010	Conf. Finals	Flyers	4	1	17	7
	1978	Prelimin. Round	Flyers	2	0	6	3
New Jersey	1995	Conf. Finals	Devils	2	4	14	20
	2000	Conf. Finals	Devils	3	4	15	18
	2004	Conf. Quarterfinals	Flyers	4	1	14	9
	2010	Conf. Quarterfinals	Flyers	4	1	15	9
	2012	Conf. Semifinals	Devils	1	4	11	18
NY Islanders	1975	Semifinals	Flyers	4	3	19	16
	1980	Stanley Cup Final	Islanders	2	4	25	26
	1985	Division Finals	Flyers	4	1	16	11
NY Rangers	1987	Division Finals	Flyers	4	3	23	16
	1974	Semifinals	Flyers	4	3	22	17
	1979	Quarterfinals	Rangers	1	4	8	28
	1980	Quarterfinals	Flyers	4	1	14	7
	1982	Division Semifinals	Rangers	1	3	15	19
	1983	Division Semifinals	Rangers	0	3	9	18
	1985	Division Semifinals	Flyers	3	0	14	10
	1986	Division Semifinals	Rangers	2	3	15	18
	1987	Division Semifinals	Flyers	4	2	22	13
	1995	Conf. Semifinals	Flyers	4	0	18	10
	1997	Conf. Finals	Flyers	4	1	20	13
Ottawa	2002	Conf. Quarterfinals	Senators	1	4	2	11
	2003	Conf. Semifinals	Senators	2	4	10	17

PLAYOFF SERIES HISTORY VS. EACH TEAM

TEAM	YEAR	SERIES	WINNER	W	L	GF	GA
Pittsburgh	1989	Division Finals	Flyers	4	3	31	24
	1997	Conf. Quarterfinals	Flyers	4	1	20	13
	2000	Conf. Semifinals	Flyers	4	2	15	14
	2008	Conf. Finals	Penguins	1	4	9	20
	2009	Conf. Quarterfinals	Penguins	2	4	16	18
St. Louis	2012	Conf. Quarterfinals	Flyers	4	2	30	26
	1968	Quarterfinals	Blues	3	4	17	17
Tampa Bay	1969	Quarterfinals	Blues	0	4	3	17
	1996	Conf. Quarterfinals	Flyers	4	2	26	13
Toronto	2004	Conf. Finals	Lightning	3	4	19	21
	1975	Quarterfinals	Flyers	4	0	15	6
	1976	Quarterfinals	Flyers	4	3	33	23
	1977	Quarterfinals	Flyers	4	2	19	18
	1999	Conf. Quarterfinals	Maple Leafs	2	4	11	9
Vancouver	2003	Conf. Quarterfinals	Flyers	4	3	24	16
	2004	Conf. Semifinals	Flyers	4	2	17	13
	1979	Prelimin. Round	Flyers	2	1	15	9
	1984	Division Semifinals	Capitals	0	3	5	15
	1988	Division Semifinals	Capitals	3	4	25	31
	1989	Division Semifinals	Flyers	4	2	25	19
Washington	2008	Conf. Quarterfinals	Flyers	4	3	23	20

*Flyers overcame an 0-3 series deficit to win the series 4 games to 3, becoming the fourth team in pro sports history and third team in NHL history to do so.

FLYERS PLAYOFF OVERTIME RECORD VS. NHL TEAMS

TEAM	HOME			ROAD			OVERALL		
	GP	W	L	GP	W	L	GP	W	L
Boston	5	2	3	3	1	2	8	3	5
Buffalo	5	1	4	5	1	4	10	2	8
Calgary/Atlanta	0	0	0	1	1	0	1	1	0
Chicago	2	1	1	0	0	0	2	1	1
Colorado/Quebec	0	0	0	2	0	2	2	0	2
Dallas/Minnesota	1	1	0	0	0	0	1	1	0
Edmonton	1	1	0	2	1	1	3	2	1
Florida	1	0	1	1	0	1	2	0	2
Montreal	1	1	0	4	2	2	5	3	2
New Jersey/Colorado	3	3	0	2	1	1	5	4	1
NY Islanders	2	1	1	2	0	2	4	1	3
NY Rangers	4	4	0	1	0	1	5	4	1
Ottawa	3	1	2	0	0	0	3	1	2
Pittsburgh	1	0	1	4	3	1	5	3	2
St. Louis	0	0	0	2	1	1	2	1	1
Tampa Bay	2	1	1	1	0	1	3	1	2
Toronto	0	0	0	8	5	3	8	5	3
Washington	3	2	1	2	1	1	5	3	2
TOTALS	32	20	13	40	17	26	72	37	39

FLYERS STANLEY CUP PLAYOFF RESULTS-1967-2012

1968

QUARTERFINALS (3-4)

4/4	St. Louis	1	at	FLYERS	0	L
4/6	St. Louis	3	at	FLYERS	4	W
4/10	FLYERS	2	at	St. Louis	3-OT	L
4/11	FLYERS	2	at	St. Louis	5	L
4/13	St. Louis	1	at	FLYERS	6	W
4/16	FLYERS	2	at	St. Louis	1-OT	W
4/18	St. Louis	3	at	FLYERS	1	L

1969

QUARTERFINALS (0-4)

4/2	FLYERS	2	at	St. Louis	5	L
4/3	FLYERS	0	at	St. Louis	5	L
4/5	St. Louis	3	at	FLYERS	0	L
4/6	St. Louis	4	at	FLYERS	1	L

1970 MISSED PLAYOFFS

1971

QUARTERFINALS (0-4)

4/7	FLYERS	2	at	Chicago	5	L
4/8	FLYERS	2	at	Chicago	6	L
4/10	Chicago	3	at	FLYERS	2	L
4/11	Chicago	6	at	FLYERS	2	L

1972 MISSED PLAYOFFS

1973

QUARTERFINALS (4-2)

4/4	Minnesota	3	at	FLYERS	0	L
4/5	Minnesota	1	at	FLYERS	4	W
4/7	FLYERS	0	at	Minnesota	5	L
4/8	FLYERS	3	at	Minnesota	0	W
4/10	Minnesota	2	at	FLYERS	3-OT	W
4/12	FLYERS	4	at	Minnesota	1	W

SEMIFINALS (1-4)

4/14	FLYERS	5	at	Montreal	4-OT	W
4/16	FLYERS	3	at	Montreal	4-OT	L
4/19	Montreal	2	at	FLYERS	1	L
4/22	Montreal	4	at	FLYERS	1	L
4/24	FLYERS	3	at	Montreal	5	L

1974

QUARTERFINALS (4-0)

4/9	Atlanta	1	at	FLYERS	4	W
4/11	Atlanta	1	at	FLYERS	5	W
4/12	FLYERS	4	at	Atlanta	1	W
4/14	FLYERS	4	at	Atlanta	3-OT	W

SEMIFINAL (4-3)

4/20	NY Rangers	0	at	FLYERS	4	W
4/23	NY Rangers	2	at	FLYERS	5	W
4/25	FLYERS	3	at	NY Rangers	5	L
4/28	FLYERS	1	at	NY Rangers	2-OT	L
4/30	NY Rangers	1	at	FLYERS	4	W
5/2	FLYERS	1	at	NY Rangers	4	L
5/5	NY Rangers	3	at	FLYERS	4	W

STANLEY CUP FINAL (4-2)

5/7	FLYERS	2	at	Boston	3	L
5/9	FLYERS	3	at	Boston	2-OT	W
5/12	Boston	1	at	FLYERS	4	W
5/14	Boston	2	at	FLYERS	4	W
5/16	FLYERS	1	at	Boston	5	L
5/19	Boston	0	at	FLYERS	1	W

FLYERS WIN STANLEY CUP

1975

QUARTERFINALS (4-0)

4/13	Toronto	3	at	FLYERS	6	W
4/15	Toronto	0	at	FLYERS	3	W
4/17	FLYERS	2	at	Toronto	0	W
4/19	FLYERS	4	at	Toronto	3-OT	W

SEMIFINALS (4-3)

4/29	NY Islanders	0	at	FLYERS	4	W
5/1	NY Islanders	4	at	FLYERS	5-OT	W
5/4	FLYERS	1	at	NY Islanders	0	W
5/7	FLYERS	3	at	NY Islanders	4-OT	L
5/8	NY Islanders	5	at	FLYERS	1	L
5/11	FLYERS	1	at	NY Islanders	2	L
5/13	NY Islanders	1	at	FLYERS	4	W

FINALS (4-2)

5/15	Buffalo	1	at	FLYERS	4	W
5/18	Buffalo	1	at	FLYERS	2	W
5/20	FLYERS	4	at	Buffalo	5-OT	L
5/22	FLYERS	2	at	Buffalo	4	L
5/25	Buffalo	1	at	FLYERS	5	W
5/27	FLYERS	2	at	Buffalo	0	W

FLYERS WIN STANLEY CUP

1976

QUARTERFINALS (4-3)

4/12	Toronto	1	at	FLYERS	4	W
4/13	Toronto	1	at	FLYERS	3	W
4/15	FLYERS	4	at	Toronto	5	L
4/17	FLYERS	3	at	Toronto	4	L
4/20	Toronto	1	at	FLYERS	7	W
4/22	FLYERS	5	at	Toronto	8	L
4/25	Toronto	3	at	FLYERS	7	W

SEMIFINALS (4-1)

4/27	Boston	4	at	FLYERS	2	L
4/29	Boston	1	at	FLYERS	2-OT	W
5/2	FLYERS	5	at	Boston	2	W
5/4	FLYERS	4	at	Boston	2	W
5/6	Boston	3	at	FLYERS	6	W

STANLEY CUP FINAL (0-4)

5/9	FLYERS	3	at	Montreal	4	L
5/11	FLYERS	1	at	Montreal	2	L
5/13	Montreal	3	at	FLYERS	2	L
5/16	Montreal	5	at	FLYERS	3	L

FLYERS STANLEY CUP PLAYOFF RESULTS-1967-2012

1977

QUARTERFINALS (4-2)

4/11	Toronto	3	at	FLYERS	2	L
4/13	Toronto	4	at	FLYERS	1	L
4/15	FLYERS	4	at	Toronto	3-OT	W
4/17	FLYERS	6	at	Toronto	5-OT	W
4/19	Toronto	0	at	FLYERS	2	W
4/21	FLYERS	4	at	Toronto	3	W

SEMIFINALS (0-4)

4/24	Boston	4	at	FLYERS	3-OT	L
4/26	Boston	5	at	FLYERS	4-OT	L
4/28	FLYERS	1	at	Boston	2	L
5/1	FLYERS	0	at	Boston	3	L

1978

PRELIMINARY ROUND (2-0)

4/11	Colorado	2	at	FLYERS	3-OT	W
4/13	FLYERS	3	at	Colorado	1	W

QUARTERFINALS (4-1)

4/17	Buffalo	1	at	FLYERS	4	W
4/19	Buffalo	2	at	FLYERS	3	W
4/22	FLYERS	1	at	Buffalo	4	L
4/23	FLYERS	4	at	Buffalo	2	W
4/25	Buffalo	2	at	FLYERS	4	W

SEMIFINALS (1-4)

5/2	FLYERS	2	at	Boston	3-OT	L
5/4	FLYERS	5	at	Boston	7	L
5/7	Boston	1	at	FLYERS	3	W
5/9	Boston	4	at	FLYERS	2	L
5/11	FLYERS	3	at	Boston	6	L

1979

PRELIMINARY ROUND (2-1)

4/10	Vancouver	3	at	FLYERS	2	L
4/12	FLYERS	6	at	Vancouver	4	W
4/14	Vancouver	2	at	FLYERS	7	W

QUARTERFINALS(1-4)

4/16	NY Rangers	2	at	FLYERS	3-OT	W
4/18	NY Rangers	7	at	FLYERS	1	L
4/20	FLYERS	1	at	NY Rangers	5	L
4/22	FLYERS	0	at	NY Rangers	6	L
4/24	NY Rangers	8	at	FLYERS	3	L

1980

PRELIMINARY ROUND (3-0)

4/8	Edmonton	3	at	FLYERS	4-OT	W
4/9	Edmonton	1	at	FLYERS	5	W
4/11	FLYERS	3	at	Edmonton	2-OT	W

QUARTERFINALS(4-1)

4/16	NY Rangers	1	at	FLYERS	2	W
4/17	NY Rangers	1	at	FLYERS	4	W
4/19	FLYERS	3	at	NY Rangers	0	W
4/20	FLYERS	2	at	NY Rangers	4	L
4/22	NY Rangers	1	at	FLYERS	3	W

SEMIFINALS (4-1)

4/29	Minnesota	6	at	FLYERS	5	L
5/1	Minnesota	0	at	FLYERS	7	W
5/4	FLYERS	5	at	Minnesota	3	W
5/6	FLYERS	3	at	Minnesota	2	W
5/8	Minnesota	3	at	FLYERS	7	W

STANLEY CUP FINAL (2-4)

5/13	NY Islanders	4	at	FLYERS	3-OT	L
5/15	NY Islanders	3	at	FLYERS	8	W
5/17	FLYERS	2	at	NY Islanders	6	L
5/19	FLYERS	2	at	NY Islanders	5	L
5/22	NY Islanders	3	at	FLYERS	6	W
5/24	FLYERS	4	at	NY Islanders	5-OT	L

1981

PRELIMINARY ROUND (3-2)

4/8	Quebec	4	at	FLYERS	6	W
4/9	Quebec	5	at	FLYERS	8	W
4/11	FLYERS	0	at	Quebec	2	L
4/12	FLYERS	3	at	Quebec	4-OT	L
4/14	Quebec	2	at	FLYERS	5	W

QUARTERFINALS (3-4)

4/16	Calgary	0	at	FLYERS	4	W
4/17	Calgary	5	at	FLYERS	4	L
4/19	FLYERS	1	at	Calgary	2	L
4/20	FLYERS	4	at	Calgary	5	L
4/22	Calgary	4	at	FLYERS	9	W
4/24	FLYERS	3	at	Calgary	2	W
4/26	Calgary	4	at	FLYERS	1	L

1982

PATRICK DIVISION SEMIFINALS (1-3)

4/7	FLYERS	4	at	NY Rangers	1	W
4/8	FLYERS	3	at	NY Rangers	7	L
4/10	NY Rangers	4	at	FLYERS	3	L
4/11	NY Rangers	7	at	FLYERS	5	L

1983

PATRICK DIVISION SEMIFINALS (0-3)

4/5	NY Rangers	5	at	FLYERS	3	L
4/7	NY Rangers	4	at	FLYERS	3	L
4/9	FLYERS	3	at	NY Rangers	9	L

1984

PATRICK DIVISION SEMIFINALS (0-3)

4/4	FLYERS	2	at	Washington	4	L
4/5	FLYERS	2	at	Washington	6	L
4/7	Washington	5	at	FLYERS	1	L

1985

PATRICK DIVISION SEMIFINALS (3-0)

4/10	NY Rangers	4	at	FLYERS	5-OT	W
4/11	NY Rangers	1	at	FLYERS	3	W
4/13	FLYERS	6	at	NY Rangers	5	W

FLYERS STANLEY CUP PLAYOFF RESULTS-1967-2012

PATRICK DIVISION FINALS (4-1)

4/18	NY Islanders	0	at	FLYERS	3	W
4/21	NY Islanders	2	at	FLYERS	5	W
4/23	FLYERS	5	at	NY Islanders	3	W
4/25	FLYERS	2	at	NY Islanders	6	L
4/28	NY Islanders	0	at	FLYERS	1	W

WALES CONFERENCE FINALS (4-2)

5/5	FLYERS	1	at	Quebec	2-OT	L
5/7	FLYERS	4	at	Quebec	2	W
5/9	Quebec	2	at	FLYERS	4	W
5/12	Quebec	5	at	FLYERS	3	L
5/14	FLYERS	2	at	Quebec	1	W
5/16	Quebec	0	at	FLYERS	3	W

STANLEY CUP FINAL (1-4)

5/21	Edmonton	1	at	FLYERS	4	W
5/23	Edmonton	3	at	FLYERS	1	L
5/25	FLYERS	3	at	Edmonton	4	L
5/28	FLYERS	3	at	Edmonton	5	L
5/30	FLYERS	3	at	Edmonton	8	L

1986

PATRICK DIVISION SEMIFINALS (2-3)

4/9	NY Rangers	6	at	FLYERS	2	L
4/10	NY Rangers	1	at	FLYERS	2	W
4/12	FLYERS	2	at	NY Rangers	5	L
4/14	FLYERS	7	at	NY Rangers	1	W
4/15	NY Rangers	5	at	FLYERS	2	L

1987

PATRICK DIVISION SEMIFINALS (4-2)

4/8	NY Rangers	3	at	FLYERS	0	L
4/9	NY Rangers	3	at	FLYERS	8	W
4/11	FLYERS	3	at	NY Rangers	0	W
4/12	FLYERS	3	at	NY Rangers	6	L
4/14	NY Rangers	1	at	FLYERS	3	W
4/16	FLYERS	5	at	NY Rangers	0	W

PATRICK DIVISION FINALS (4-3)

4/20	NY Islanders	2	at	FLYERS	4	W
4/22	NY Islanders	2	at	FLYERS	1	L
4/24	FLYERS	4	at	NY Islanders	1	W
4/26	FLYERS	6	at	NY Islanders	4	W
4/28	NY Islanders	2	at	FLYERS	1	L
4/30	FLYERS	2	at	NY Islanders	4	L
5/2	NY Islanders	1	at	FLYERS	5	W

WALES CONFERENCE FINALS (4-2)

5/4	Montreal	3	at	FLYERS	4-OT	W
5/6	Montreal	5	at	FLYERS	2	L
5/8	FLYERS	4	at	Montreal	3	W
5/10	FLYERS	6	at	Montreal	3	W
5/12	Montreal	5	at	FLYERS	2	L
5/14	FLYERS	4	at	Montreal	3	W

STANLEY CUP FINAL (3-4)

5/17	FLYERS	2	at	Edmonton	4	L
5/20	FLYERS	2	at	Edmonton	3-OT	L
5/22	Edmonton	3	at	FLYERS	5	W
5/24	Edmonton	4	at	FLYERS	1	L
5/26	FLYERS	4	at	Edmonton	3	W
5/28	Edmonton	2	at	FLYERS	3	W
5/31	FLYERS	1	at	Edmonton	3	L

1988

PATRICK DIVISION SEMIFINALS (3-4)

4/6	FLYERS	4	at	Washington	2	W
4/7	FLYERS	4	at	Washington	5	L
4/9	Washington	3	at	FLYERS	4	W
4/10	Washington	4	at	FLYERS	5-OT	W
4/12	FLYERS	2	at	Washington	5	L
4/14	Washington	7	at	FLYERS	2	L
4/16	FLYERS	4	at	Washington	5-OT	L

1989

PATRICK DIVISION SEMIFINALS (4-2)

4/5	FLYERS	2	at	Washington	3	L
4/6	FLYERS	3	at	Washington	2	W
4/8	Washington	4	at	FLYERS	3-OT	L
4/9	Washington	2	at	FLYERS	5	W
4/11	FLYERS	8	at	Washington	5	W
4/13	Washington	3	at	FLYERS	4	W

PATRICK DIVISION FINALS (4-3)

4/17	FLYERS	3	at	Pittsburgh	4	L
4/19	FLYERS	4	at	Pittsburgh	2	W
4/21	Pittsburgh	4	at	FLYERS	3-OT	L
4/23	Pittsburgh	1	at	FLYERS	4	W
4/25	FLYERS	7	at	Pittsburgh	10	L
4/27	Pittsburgh	2	at	FLYERS	6	W
4/29	FLYERS	4	at	Pittsburgh	1	W

WALES CONFERENCE FINALS (2-4)

5/1	FLYERS	3	at	Montreal	1	W
5/3	FLYERS	0	at	Montreal	3	L
5/5	Montreal	5	at	FLYERS	1	L
5/7	Montreal	3	at	FLYERS	0	L
5/9	FLYERS	2	at	Montreal	1-OT	W
5/11	Montreal	4	at	FLYERS	2	L

1990 MISSED PLAYOFFS

1991 MISSED PLAYOFFS

1992 MISSED PLAYOFFS

1993 MISSED PLAYOFFS

1994 MISSED PLAYOFFS

1995

EASTERN CONFERENCE QUARTERFINALS (4-1)

5/7	Buffalo	3	at	FLYERS	4-OT	W
5/8	Buffalo	1	at	FLYERS	3	W
5/10	FLYERS	1	at	Buffalo	3	L
5/12	FLYERS	4	at	Buffalo	2	W
5/14	Buffalo	4	at	FLYERS	6	W

EASTERN CONFERENCE SEMIFINALS (4-0)

5/21	NY Rangers	4	at	FLYERS	5-OT	W
5/22	NY Rangers	3	at	FLYERS	4-OT	W
5/24	FLYERS	5	at	NY Rangers	2	W
5/26	FLYERS	4	at	NY Rangers	1	W

FLYERS STANLEY CUP PLAYOFF RESULTS-1967-2012

EASTERN CONFERENCE FINALS (2-4)

6/3	New Jersey	4	at	FLYERS	1	L
6/5	New Jersey	5	at	FLYERS	2	L
6/7	FLYERS	3	at	New Jersey	2-OT	W
6/10	FLYERS	4	at	New Jersey	2	W
6/11	New Jersey	3	at	FLYERS	2	L
6/13	FLYERS	2	at	New Jersey	4	L

1996

EASTERN CONFERENCE QUARTERFINALS (4-2)

4/16	Tampa Bay	3	at	FLYERS	7	W
4/18	Tampa Bay	2	at	FLYERS	1-OT	L
4/21	FLYERS	4	at	Tampa Bay	5-OT	L
4/23	FLYERS	4	at	Tampa Bay	1	W
4/25	Tampa Bay	1	at	FLYERS	4	W
4/27	FLYERS	6	at	Tampa Bay	1	W

EASTERN CONFERENCE SEMIFINALS (2-4)

5/2	Florida	2	at	FLYERS	0	L
5/4	Florida	2	at	FLYERS	3	W
5/7	FLYERS	3	at	Florida	1	W
5/9	FLYERS	3	at	Florida	4-OT	L
5/12	Florida	2	at	FLYERS	1-OT	L
5/14	FLYERS	1	at	Florida	4	L

1997

EASTERN CONFERENCE QUARTERFINALS (4-1)

4/17	Pittsburgh	1	at	FLYERS	5	W
4/19	Pittsburgh	2	at	FLYERS	3	W
4/21	FLYERS	5	at	Pittsburgh	3	W
4/23	FLYERS	1	at	Pittsburgh	4	L
4/26	Pittsburgh	3	at	FLYERS	6	W

EASTERN CONFERENCE SEMIFINALS (4-1)

5/3	FLYERS	5	at	Buffalo	3	W
5/5	FLYERS	2	at	Buffalo	1	W
5/7	Buffalo	1	at	FLYERS	4	W
5/9	Buffalo	5	at	FLYERS	4-OT	L
5/11	FLYERS	6	at	Buffalo	3	W

EASTERN CONFERENCE FINALS (4-1)

5/16	NY Rangers	1	at	FLYERS	3	W
5/18	NY Rangers	5	at	FLYERS	4	L
5/20	FLYERS	6	at	NY Rangers	3	W
5/23	FLYERS	3	at	NY Rangers	2	W
5/25	NY Rangers	2	at	FLYERS	4	W

STANLEY CUP FINALS (0-4)

5/31	Detroit	4	at	FLYERS	2	L
6/3	Detroit	4	at	FLYERS	2	L
6/5	FLYERS	1	at	Detroit	6	L
6/7	FLYERS	1	at	Detroit	2	L

1998

EASTERN CONFERENCE QUARTERFINALS (1-4)

4/22	Buffalo	3	at	FLYERS	2	L
4/24	Buffalo	2	at	FLYERS	3	W
4/27	FLYERS	1	at	Buffalo	6	L
4/29	FLYERS	1	at	Buffalo	4	L
5/1	Buffalo	3	at	FLYERS	2-OT	L

1999

EASTERN CONFERENCE QUARTERFINALS (2-4)

4/22	FLYERS	3	at	Toronto	0	W
4/24	FLYERS	1	at	Toronto	2	L
4/26	Toronto	2	at	FLYERS	1	L
4/28	Toronto	2	at	FLYERS	5	W
4/30	FLYERS	1	at	Toronto	2-OT	L
5/2	Toronto	1	at	FLYERS	0	L

2000

EASTERN CONFERENCE QUARTERFINALS (4-1)

4/13	Buffalo	2	at	FLYERS	3	W
4/14	Buffalo	1	at	FLYERS	2	W
4/16	FLYERS	2	at	Buffalo	0	W
4/18	FLYERS	2	at	Buffalo	3-OT	L
4/20	Buffalo	2	at	FLYERS	5	W

EASTERN CONFERENCE SEMIFINALS (4-2)

4/27	Pittsburgh	2	at	FLYERS	0	L
4/29	Pittsburgh	4	at	FLYERS	1	L
5/2	FLYERS	4	at	Pittsburgh	3-OT	W
5/4	FLYERS	2	at	Pittsburgh	1-5OT	W
5/7	Pittsburgh	3	at	FLYERS	6	W
5/9	FLYERS	2	at	Pittsburgh	1	W

EASTERN CONFERENCE FINALS (3-4)

5/14	New Jersey	4	at	FLYERS	1	L
5/16	New Jersey	3	at	FLYERS	4	W
5/18	FLYERS	4	at	New Jersey	2	W
5/20	FLYERS	3	at	New Jersey	1	W
5/22	New Jersey	4	at	FLYERS	1	L
5/24	FLYERS	1	at	New Jersey	2	L
5/26	New Jersey	2	at	FLYERS	1	L

2001

EASTERN CONFERENCE QUARTERFINALS (2-4)

4/11	Buffalo	2	at	FLYERS	1	L
4/14	Buffalo	4	at	FLYERS	3-OT	L
4/16	FLYERS	3	at	Buffalo	2	W
4/17	FLYERS	3	at	Buffalo	4-OT	L
4/19	Buffalo	1	at	FLYERS	3	W
4/21	FLYERS	0	at	Buffalo	8	L

2002

EASTERN CONFERENCE QUARTERFINALS (1-4)

4/17	Ottawa	0	at	FLYERS	1-OT	W
4/20	Ottawa	3	at	FLYERS	0	L
4/22	FLYERS	0	at	Ottawa	3	L
4/24	FLYERS	0	at	Ottawa	3	L
4/26	Ottawa	2	at	FLYERS	1-OT	L

2003

EASTERN CONFERENCE QUARTERFINALS (4-3)

4/9	Toronto	5	at	FLYERS	3	L
4/11	Toronto	1	at	FLYERS	4	W
4/14	FLYERS	3	at	Toronto	4-2OT	L
4/16	FLYERS	3	at	Toronto	2-3OT	W
4/19	Toronto	1	at	FLYERS	4	W
4/21	FLYERS	1	at	Toronto	2-2OT	L
4/22	Toronto	1	at	FLYERS	6	W

FLYERS STANLEY CUP PLAYOFF RESULTS-1967-2012

EASTERN CONFERENCE SEMIFINALS (2-4)

4/25	FLYERS	2	at	Ottawa	4	L
4/27	FLYERS	2	at	Ottawa	0	W
4/29	Ottawa	3	at	FLYERS	2-OT	L
5/1	Ottawa	0	at	FLYERS	1	W
5/3	FLYERS	2	at	Ottawa	5	L
5/5	Ottawa	5	at	FLYERS	1	L

2004

EASTERN CONFERENCE QUARTERFINALS (4-1)

4/8	New Jersey	2	at	FLYERS	3	W
4/10	New Jersey	2	at	FLYERS	3	W
4/12	FLYERS	2	at	New Jersey	4	L
4/14	FLYERS	3	at	New Jersey	0	W
4/17	New Jersey	1	at	FLYERS	3	W

EASTERN CONFERENCE SEMIFINALS (4-2)

4/22	Toronto	1	at	FLYERS	3	W
4/25	Toronto	1	at	FLYERS	2	W
4/28	FLYERS	1	at	Toronto	4	L
4/30	FLYERS	1	at	Toronto	3	L
5/2	Toronto	2	at	FLYERS	7	W
5/4	FLYERS	3	at	Toronto	2-OT	W

EASTERN CONFERENCE FINALS (3-4)

5/8	FLYERS	1	at	Tampa Bay	3	L
5/10	FLYERS	6	at	Tampa Bay	2	W
5/13	Tampa Bay	4	at	FLYERS	1	L
5/15	Tampa Bay	2	at	FLYERS	3	W
5/18	FLYERS	2	at	Tampa Bay	4	L
5/20	Tampa Bay	4	at	FLYERS	5-OT	W
5/22	FLYERS	1	at	Tampa Bay	2	L

2006

EASTERN CONFERENCE QUARTERFINALS (2-4)

4/22	FLYERS	2	at	Buffalo	3-2OT	L
4/24	FLYERS	2	at	Buffalo	8	L
4/26	Buffalo	2	at	FLYERS	4	W
4/28	Buffalo	4	at	FLYERS	5	W
4/30	FLYERS	0	at	Buffalo	3	L
5/2	Buffalo	7	at	FLYERS	1	L

2007 MISSED PLAYOFFS

2008

EASTERN CONFERENCE QUARTERFINALS (4-3)

4/11	FLYERS	4	at	Washington	5	L
4/13	FLYERS	2	at	Washington	0	W
4/15	Washington	3	at	FLYERS	6	W
4/17	Washington	3	at	FLYERS	4-2OT	W
4/19	FLYERS	2	at	Washington	3	L
4/21	Washington	4	at	FLYERS	2	L
4/22	FLYERS	3	at	Washington	2-OT	W

EASTERN CONFERENCE SEMIFINALS (4-1)

4/24	FLYERS	3	at	Montreal	4-OT	L
4/26	FLYERS	4	at	Montreal	2	W
4/28	Montreal	2	at	FLYERS	3	W
4/30	Montreal	2	at	FLYERS	4	W
5/3	FLYERS	6	at	Montreal	4	W

EASTERN CONFERENCE FINALS (1-4)

5/9	FLYERS	2	at	Pittsburgh	4	L
5/11	FLYERS	2	at	Pittsburgh	4	L
5/13	Pittsburgh	4	at	FLYERS	1	L
5/15	Pittsburgh	2	at	FLYERS	4	W
5/18	FLYERS	0	at	Pittsburgh	6	L

2009

EASTERN CONFERENCE QUARTERFINALS (2-4)

4/15	FLYERS	1	at	Pittsburgh	4	L
4/17	FLYERS	2	at	Pittsburgh	3-OT	L
4/19	Pittsburgh	3	at	FLYERS	6	W
4/21	Pittsburgh	3	at	FLYERS	1	L
4/23	FLYERS	3	at	Pittsburgh	0	W
4/25	Pittsburgh	5	at	FLYERS	3	L

2010

EASTERN CONFERENCE QUARTERFINALS (4-1)

4/14	FLYERS	2	at	New Jersey	1	W
4/16	FLYERS	3	at	New Jersey	5	L
4/18	New Jersey	2	at	FLYERS	3-OT	W
4/20	New Jersey	1	at	FLYERS	4	W
4/22	FLYERS	3	at	New Jersey	0	W

EASTERN CONFERENCE SEMIFINALS (4-3)

5/1	FLYERS	4	at	Boston	5-OT	L
5/3	FLYERS	2	at	Boston	3	L
5/5	Boston	4	at	FLYERS	1	L
5/7	Boston	4	at	FLYERS	5-OT	W
5/10	FLYERS	4	at	Boston	0	W
5/12	Boston	1	at	FLYERS	2	W
5/14	FLYERS	4	at	Boston	3	W

EASTERN CONFERENCE FINALS (4-1)

5/16	Montreal	0	at	FLYERS	6	W
5/18	Montreal	0	at	FLYERS	3	W
5/20	FLYERS	1	at	Montreal	5	L
5/22	FLYERS	3	at	Montreal	0	W
5/24	Montreal	2	at	FLYERS	4	W

STANLEY CUP FINAL (2-4)

5/29	FLYERS	5	at	Chicago	6	L
5/31	FLYERS	1	at	Chicago	2	L
6/2	Chicago	3	at	FLYERS	4-OT	W
6/4	Chicago	3	at	FLYERS	5	W
6/6	FLYERS	4	at	Chicago	7	L
6/9	Chicago	4	at	FLYERS	3-OT	L

FLYERS STANLEY CUP PLAYOFF RESULTS-1967-2012

2011

EASTERN CONFERENCE QUARTERFINALS (4-3)

4/14	Buffalo	1	at	FLYERS	0	L
4/16	Buffalo	4	at	FLYERS	5	W
4/18	FLYERS	4	at	Buffalo	2	W
4/20	FLYERS	0	at	Buffalo	1	L
4/22	Buffalo	4	at	FLYERS	3-OT	L
4/24	FLYERS	5	at	Buffalo	4-OT	W
4/26	Buffalo	2	at	FLYERS	5	W

EASTERN CONFERENCE SEMIFINALS (0-4)

4/30	Boston	7	at	FLYERS	3	L
5/2	Boston	3	at	FLYERS	2-OT	L
5/4	FLYERS	1	at	Boston	5	L
5/6	FLYERS	1	at	Boston	5	L

2012

EASTERN CONFERENCE QUARTERFINALS (4-2)

4/11	FLYERS	4	at	Pittsburgh	3-OT	W
4/13	FLYERS	8	at	Pittsburgh	5	W
4/15	Pittsburgh	4	at	FLYERS	8	W
4/18	Pittsburgh	10	at	FLYERS	3	L
4/20	FLYERS	2	at	Pittsburgh	3	L
4/22	Pittsburgh	1	at	FLYERS	5	W

EASTERN CONFERENCE SEMIFINALS (1-4)

4/29	New Jersey	3	at	FLYERS	4-OT	W
5/1	New Jersey	4	at	FLYERS	1	L
5/3	FLYERS	3	at	New Jersey	4-OT	L
5/6	FLYERS	2	at	New Jersey	4	L
5/8	New Jersey	3	at	FLYERS	1	L

FLYERS ALL-TIME PLAYOFF SCORING- 1967-2012

POS	PLAYER	GP	G	A	PTS	PIM
C	B. Clarke	136	42	77	119	152
LW	B. Propp	116	52	60	112	121
LW	B. Barber	129	53	55	108	109
C	R. MacLeish	108	53	52	105	38
LW	J. LeClair	116	35	39	74	68
*C	D. Briere	68	37	35	72	64
RW	T. Kerr	73	39	31	70	58
RW	R. Leach	91	47	22	69	22
RW	R. Tocchet	95	27	33	60	349
C	E. Lindros	50	24	33	57	118
*RW	C. Giroux	50	21	34	55	31
C	K. Linseman	41	11	42	53	135
D	M. Howe	82	8	45	53	30
C	R. Brind'Amour	57	24	27	51	31
D	E. Desjardins	97	14	37	51	38
RW	P. Holmgren	67	19	31	50	181
C	M. Richards	63	16	34	50	49
LW	S. Gagne	90	32	15	47	26
C	M. Bridgman	74	13	30	43	201
C	P. Eklund	57	10	33	43	4
LW	R. Lonsberry	83	19	22	41	74
D	B. Dailey	56	10	30	40	91
RW	M. Recchi	65	19	20	39	18
C	D. Poulin	63	17	22	39	53
D	Jim Watson	101	5	34	39	89
*LW	S. Hartnell	68	16	22	38	106
RW	G. Dornhoefer	80	17	19	36	203
C	O. Kindrachuk	69	16	19	35	46
RW	M. Renberg	50	14	20	34	24
C	K. Primeau	58	12	22	34	63
C	Ron Sutter	69	6	27	33	149
D	B. Wilson	43	8	24	32	122
D	T. Bladon	78	8	24	32	68
RW	I. Sinisalo	66	21	10	31	6
C	P. Zedel	56	10	21	31	49
D	D. Crossman	60	9	22	31	81
RW	D. Saleski	82	13	17	30	131
D	A. Dupont	108	13	15	28	306

POS	PLAYER	GP	G	A	PTS	PIM
D	M. Carle	51	3	23	26	18
LW	V. Leino	30	10	16	26	6
LW	D. Smith	75	13	11	24	70
LW	M. Craven	44	9	15	24	28
LW	B. Kelly	101	9	14	23	172
*D	K. Timonen	64	2	20	22	63
C	J. Carter	47	13	3	21	34
C	J. Roenick	36	7	14	21	30
*D	B. Coburn	65	2	18	20	51
RW	S. Mellanby	50	9	11	20	90
C	M. Handzus	37	7	13	20	18
C	T. Crisp	47	7	13	20	8
RW	S. Kapanen	53	9	10	19	16
LW	A. Hill	51	8	11	19	43
C	D. Langkow	28	7	11	18	27
D	L. Goodenough	21	3	15	18	8
*D	C. Pronger	26	4	14	18	36
D	B. Marsh	66	5	12	17	95
C	V. Prospal	22	4	13	17	10
C	R. J. Umberger	22	11	5	16	12
D	K. Dykhuis	50	7	9	16	42
LW	D. Schultz	61	7	9	16	363
C	D. Hawerchuk	29	5	11	16	12
D	K. Samuelsson	70	4	12	16	98
RW	T. Gorence	37	9	6	15	47
RW	T. Amonte	31	4	11	15	10
D	Joe Watson	84	3	12	15	82
LW	J. van Riemsdyk	39	11	4	15	10
RW	S. Podein	51	6	8	14	86
LW	M. Knuble	24	6	8	14	16
D	D. McGillis	40	5	9	14	48
C	A. Zhamnov	18	4	10	14	8
D	P. Svoboda	45	1	13	14	50
D	B. McCrimmon	46	7	6	13	55
C	T. Bergen	17	4	9	13	8
C	J. Otto	35	4	9	13	19
RW	B. Flett	28	3	10	13	21
D	J. Niinimaa	19	1	12	13	16

FLYERS ALL-TIME PLAYOFF SCORING- 1967-2012

POS	PLAYER	GP	G	A	PTS	PIM
RW	T. Klatt	36	8	4	12	12
RW	J. Lupul	18	5	7	12	4
C	M. Bullard	19	3	9	12	32
D	C. Therien	99	2	10	12	68
D	E. VanImpe	57	1	11	12	121
LW	L. Carson	44	3	8	11	56
LW	D. Carcillo	33	5	6	11	69
D	D. Yushkevich	28	2	9	11	14
D	K. Johnsson	33	2	9	11	18
RW	K. Dineen	15	6	4	10	18
*RW	J. Voracek	11	2	8	10	8
RW	D. Zubrus	24	5	5	10	14
RW	A. Asham	29	5	4	9	16
*C	B. Schenn	11	3	6	9	8
RW	P. Falloon	26	6	3	9	4
RW	S. Nolet	31	6	3	9	8
RW	K. Jones	24	5	4	9	28
D	K. Haller	21	4	5	9	18
D	G. Murphy	19	2	7	9	13
D	P. Coffey	17	1	8	9	6
D	A. Delmore	20	6	2	8	16
C	P. Forsberg	6	4	4	8	6
RW	J. Jagr	11	1	7	8	2
C	D. Sittler	10	4	3	7	17
LW	J. Paterson	17	3	4	7	70
RW	S. Upshall	17	3	4	7	44
C	A. Lacroix	15	2	5	7	0
D	M. Busniuk	25	2	5	7	34
LW	D. Brashear	37	2	5	7	101
*D	A. Meszaros	12	2	4	6	8
*C	M. Talbot	11	4	2	6	10
*RW	W. Simmonds	11	1	5	6	38
RW	K. Versteeg	11	1	5	6	12
LW	B. Sutherland	11	2	4	6	0
C	A. Semenov	15	2	4	6	0
C	R. DiMaio	18	2	4	6	4
D	M. Timander	18	2	4	6	6
D	V. Malakhov	17	1	5	6	12
RW	J. Williams	17	1	5	6	12
D	T. Carkner	19	1	5	6	28
D	M. Ragnarsson	27	1	5	6	20
C	D. Powe	40	1	4	5	17
RW	Rich Sutter	19	5	0	5	44
C	C. Lapointe	14	2	3	5	14
C	K. Acton	16	2	3	5	18
D	E. Weinrich	18	2	3	5	16
*RW	M. Read	11	3	2	5	4
C	F. Kennedy	7	1	4	5	14
C	D. Quinn	12	1	4	5	6
C	C. MacTavish	15	1	4	5	20
D	D. Hatcher	21	1	4	5	50
G	R. Hextall	84	1	4	5	111
D	J. Pitkanen	21	0	5	5	8
*C	S. Couturier	11	3	1	4	2
C	G. Peters	8	2	2	4	31
RW	B. Fedyk	9	2	2	4	8
C	R. Flockhart	9	2	2	4	6
RW	R. Allison	10	2	2	4	20
LW	R. Somik	15	2	2	4	10
D	T. Murray	18	2	2	4	10
LW	V. Zelepukin	22	2	2	4	16

POS	PLAYER	GP	G	A	PTS	PIM
RW	D. Brown	54	2	2	4	173
D	J. Gauthier	7	1	3	4	6
C	T. Tookey	10	1	3	4	2
C	K. Manderville	24	1	3	4	24
D	F. Bathe	27	1	3	4	42
LW	A. Secord	14	0	4	4	31
D	T. Harris	16	0	4	4	4
D	B. Ashbee	17	0	4	4	22
D	R. Lapointe	29	0	4	4	40
D	L. Krajicek	22	0	3	3	8
RW	R. Paiement	3	3	0	3	0
LW	D. Blackburn	11	3	0	3	10
RW	B. Radivojevic	23	2	1	3	32
D	J. Mair	3	1	2	3	4
LW	C. LaForge	5	1	2	3	15
RW	P. Hannigan	7	1	2	3	9
C	B. Corkum	12	1	2	3	6
C	J. Dowd	17	1	2	3	4
RW	J. Druce	17	1	2	3	6
D	D. Markov	18	1	2	3	25
LW	S. Antoski	20	1	2	3	38
RW	N. Zherdev	11	1	2	3	2
C	L. Hachborn	7	0	3	3	7
D	J. Modry	9	0	3	3	0
D	J. Miszuk	11	0	3	3	11
D	T. Eriksson	19	0	3	3	12
D	R. Jones	22	0	3	3	4
D	J. McIlhargey	24	0	3	3	66
C	B. Betts	34	1	1	2	4
RW	J. Paddock	3	2	0	2	0
C	C. Gratton	5	2	0	2	10
C	P. Nedved	6	2	0	2	8
RW	L. Rochefort	10	2	0	2	2
C	B. Clement	18	2	0	2	12
LW	C. Berube	45	2	0	2	100
C	S. Bernier	4	1	1	2	0
*D	E. Gustafsson	7	1	1	2	2
LW	B. Selby	7	1	1	2	4
C	B. Dunlop	8	1	1	2	4
C	D. Nachbaur	9	1	1	2	17
D	G. Cochrane	11	1	1	2	24
LW	R. Fedotenko	11	1	1	2	6
D	E. Hospodar	23	1	1	2	71
D	L. Hillman	4	0	2	2	2
RW	A. Daigle	5	0	2	2	0
C	A. Oates	5	0	2	2	0
RW	D. Ververgaert	5	0	2	2	2
C	M. Bureau	6	0	2	2	2
D	S. Duchesne	6	0	2	2	2
C	J. Johnson	7	0	2	2	2
LW	P. Ranheim	11	0	2	2	2
G	G. Snow	13	0	2	2	11
D	R. Bailey	14	0	2	2	23
D	L. Kukkonen	14	0	2	2	6
D	R. Parent	27	1	1	2	8
LW	P. Thoresen	14	0	2	2	4
D	J. Smith	17	0	2	2	4
D	M. Dvorak	18	0	2	2	6
D	J. Wells	18	0	2	2	51
D	J. Chychrun	19	0	2	2	65
C	P. White	19	0	2	2	0

FLYERS ALL-TIME PLAYOFF SCORING- 1967-2012

POS	PLAYER	GP	G	A	PTS	PIM
RW	I. Laperriere	13	0	1	1	6
C	M. Sillinger	3	1	0	1	0
D	D. Cherry	4	1	0	1	4
LW	B. Lesuk	4	1	0	1	8
D	D. Babych	5	1	0	1	4
C	J. Ross	9	1	0	1	0
LW	B. Savage	6	1	0	1	4
C	J. Montgomery	8	1	0	1	2
D	J. J. Daigneault	9	1	0	1	0
LW	D. Kordic	12	1	0	1	22
C	P. Sharp	12	1	0	1	2
LW	P. Juhlin	13	1	0	1	2
D	B. Hoffmeyer	3	0	1	1	25
D	A. Stanley	3	0	1	1	4
RW	M. Beyers	4	0	1	1	0
D	A. Alberts	6	0	1	1	10
RW	M. Greig	5	0	1	1	0
D	P. Kubina	5	0	1	1	12
G	R. Moore	5	0	1	1	0
RW	G. Morrison	5	0	1	1	2
C	D. Plante	5	0	1	1	0
LW	M. Andersson	6	0	1	1	2
RW	S. Downie	6	0	1	1	10
D	D. Gauthier	6	0	1	1	19
LW	S. McCarthy	6	0	1	1	0
D	F. Meyer	6	0	1	1	8
D	M. Sykora	6	0	1	1	0
C	E. Hoekstra	7	0	1	1	0
D	L. Zeidel	7	0	1	1	12
LW	J. Gendron	8	0	1	1	6
D	J. Vandermeer	8	0	1	1	9
*D	N. Grossmann	9	0	1	1	8
C	M. Murray	9	0	1	1	4
D	K. McCarthy	10	0	1	1	8
G	B. Froese	12	0	1	1	2
C	D. Lacroix	16	0	1	1	26
D	A. Burt	17	0	1	1	8
G	M. Biron	23	0	1	1	2
G	P. Lindbergh	23	0	1	1	8
G	W. Stephenson	23	0	1	1	2
RW	J. Hull	30	0	1	1	8
D	L. Richardson	34	0	1	1	49
G	M. Belhumeur	1	0	0	0	0
*D	M.A. Bourdon	1	0	0	0	0
D	C. Joseph	1	0	0	0	2
RW	D. Laiberte	1	0	0	0	2
RW	A. MacAdam	1	0	0	0	0
D	M. Mantha	1	0	0	0	0
LW	R. Romaniuk	1	0	0	0	0
G	D. Roussel	1	0	0	0	0
D	L. Sbisa	1	0	0	0	2
D	J. Slaney	1	0	0	0	0
LW	M. Stankewicz	1	0	0	0	0
D	D. Tertyshny	1	0	0	0	2
D	R. Zettler	1	0	0	0	2
RW	P. Brendl	2	0	0	0	0
*LW	J. Shelley	2	0	0	0	2
RW	B. Dobbin	2	0	0	0	17
LW	B. Eager	2	0	0	0	26
G	B. Gamble	2	0	0	0	0
G	M. Laforest	2	0	0	0	10

POS	PLAYER	GP	G	A	PTS	PIM
D	C. McAllister	2	0	0	0	0
G	A. Niittymaki	2	0	0	0	0
D	B. Root	2	0	0	0	0
RW	P. J. Stock	2	0	0	0	0
LW	R. Cote	3	0	0	0	0
RW	G. Dionne	3	0	0	0	4
RW	P. Guay	3	0	0	0	4
D	M. Petit	3	0	0	0	6
G	G. Resch	3	0	0	0	0
D	D. Seidenberg	3	0	0	0	0
D	F. Arthur	4	0	0	0	2
C	H. Bennett	4	0	0	0	2
D	B. Hughes	4	0	0	0	6
LW	D. McAmmond	4	0	0	0	2
C	G. Meehan	4	0	0	0	0
RW	L. Morrison	4	0	0	0	2
RW	J. Sacco	4	0	0	0	0
RW	D. Sarrazin	4	0	0	0	0
LW	D. Sulliman	4	0	0	0	0
RW	N. Dimitrakos	5	0	0	0	2
D	W. Huber	5	0	0	0	2
D	D. Richter	5	0	0	0	21
D	M. Stothers	5	0	0	0	11
C	A. Stratton	5	0	0	0	0
G	K. Wregget	5	0	0	0	16
G	S. Burke	6	0	0	0	0
G	P. Myre	6	0	0	0	0
D	M. Rathje	6	0	0	0	6
D	G. Smyth	6	0	0	0	40
G	J. Vanbiesbrouck	6	0	0	0	2
C	L. Angotti	7	0	0	0	2
D	O. Bartulis	7	0	0	0	4
C	M. Eaton	7	0	0	0	0
LW	T. Fedoruk	7	0	0	0	22
*C	Z. Rinaldo	7	0	0	0	60
LW	B. Cowick	8	0	0	0	9
LW	C. Forbes	8	0	0	0	2
D	L. Hale	8	0	0	0	12
D	W. Hillman	8	0	0	0	0
D	K. Huffman	8	0	0	0	2
D	R. MacSweyn	8	0	0	0	6
*D	A. Lijla	10	0	0	0	6
G	R. St. Croix	10	0	0	0	0
D	D. Syvret	10	0	0	0	0
*LW	E. Wellwood	11	0	0	0	2
RW	A. Nodl	12	0	0	0	0
D	N. Barnes	12	0	0	0	8
LW	D. Hoyda	12	0	0	0	17
G	D. Favell	16	0	0	0	2
D	D. Stanley	17	0	0	0	30
G	P. Peeters	20	0	0	0	2
G	B. Boucher	21	0	0	0	0
G	R. Cechmanek	23	0	0	0	0
G	R. Esche	25	0	0	0	10
G	B. Parent	63	0	0	0	8

*Still active on Flyers roster

FLYERS ALL-TIME PLAYOFF GOALTENDER RECORDS-1967-2012

PLAYER	GP	MINS	GA	SO	AVG	W	L
Johan Backlund	1	1	0	0	0.00	0	0
Dominic Roussel	1	23	0	0	0.00	0	0
Mark LaForest	2	48	1	0	1.25	1	0
John Vanbiesbrouck	6	369	9	1	1.46	2	4
Brian Boucher	42	2,384	94	2	3.13	21	18
Ken Wregget	5	268	10	0	2.24	2	2
Roman Cechmanek	23	1,441	56	3	2.33	9	14
Bernie Parent	63	3,824	152	6	2.38	35	28
*Michael Leighton	15	827	35	3	3.43	8	4
Phil Myre	6	384	16	1	2.50	5	1
Robert Esche	25	1,405	64	1	2.73	13	11
Glenn Resch	3	43	2	0	2.79	0	0
Garth Snow	13	700	33	0	2.83	8	4
Wayne Stephenson	23	1,362	65	2	2.86	10	10
Martin Biron	23	1,423	68	2	2.87	11	12
Ron Hextall	84	4,926	242	2	2.95	45	36
Rick St.Croix	10	561	28	1	2.99	4	6
Doug Favell	16	969	50	1	3.10	6	10
Pelle Lindbergh	23	1,214	63	3	3.11	12	10
Pete Peeters	20	1,199	66	1	3.30	11	8
*Ilya Bryzgalov	11	642	37	0	3.46	5	7
Sean Burke	6	323	18	0	3.54	1	4
Bob Froese	12	593	37	0	3.74	2	6
Robbie Moore	5	268	18	0	4.03	3	2
Antero Niittymaki	2	73	5	0	4.11	0	0
Sergei Bobrovsky	7	223	15	0	5.67	0	2
Bruce Gamble	2	120	12	0	6.00	0	2
Michel Belhumeur	1	10	1	0	6.00	0	0

*Still active on Flyers roster

FLYERS ALL-TIME PLAYOFF LEADERS-1967-2012

POINTS BY POSITION

CENTER	GP	G	A	PTS
Bobby Clarke	136	42	77	119
Rick MacLeish	108	53	52	105
*Danny Briere	68	37	35	72
Eric Lindros	50	24	33	57
*Claude Giroux	50	21	34	55
Ken Linseman	41	11	42	53
Rod Brind'Amour	57	24	27	51
RIGHT WING				
Tim Kerr	73	39	31	70
Reggie Leach	91	47	22	69
Rick Tocchet	95	27	33	60
Paul Holmgren	67	19	31	50
Mark Recchi	65	19	20	39
LEFT WING				
Brian Propp	116	52	60	112
Bill Barber	129	53	55	108
John LeClair	116	35	39	74
Simon Gagne	71	23	12	47
Ross Lonsberry	83	19	22	41
DEFENSE				
Mark Howe	82	8	45	53
Eric Desjardins	97	14	37	51
Bob Dailey	56	10	30	40
Jim Watson	101	5	34	39
Behn Wilson	43	8	24	32
Tom Bladon	78	8	24	32

CATEGORY LEADERS

GOAL LEADERS	
Bill Barber.....	53
Rick MacLeish.....	53
Brian Propp.....	52
Reggie Leach.....	47
Bobby Clarke.....	42
ASSIST LEADERS	
Bobby Clarke.....	77
Brian Propp.....	60
Bill Barber.....	55
Rick MacLeish.....	52
Mark Howe.....	45
GAMES PLAYED	
Bobby Clarke.....	136
Bill Barber.....	129
John LeClair.....	116
Brian Propp.....	116
Rick MacLeish.....	108
Andre Dupont.....	108
GOALTENDER WINS	
Ron Hextall.....	45
Bernie Parent.....	35
Brian Boucher.....	21
Robert Esche.....	13
Pelle Lindbergh.....	12
Martin Biron.....	11
Pete Peeters.....	11

FLYERS ALL-TIME PLAYOFF GAME-WINNING-GOALS-1967-2012

#Rick MacLeish.....	10	Trent Klatt.....	2	Mike Knuble.....	1
*Danny Briere.....	9	Daymond Langkow.....	2	Joffrey Lupul.....	1
Reggie Leach.....	8	Ville Leino.....	3	Danny Markov.....	1
John LeClair.....	8	Brad McCrimmon.....	2	Scott Mellanby.....	1
Bobby Clarke.....	7	Shjon Podein.....	2	Gord Murphy.....	1
Brian Propp.....	7	Jeremy Roenick.....	2	Don Nachbaur.....	1
Bill Barber.....	6	Derrick Smith.....	2	Janne Niinimaa.....	1
Simon Gagne.....	6	RJ Umberger.....	2	Joel Otto.....	1
Tim Kerr.....	6	Behn Wilson.....	2	Rosaire Paiment.....	1
Rick Tocchet.....	6	Peter Zedel.....	2	Marcus Ragnarsson.....	1
Ken Linseman.....	5	Shawn Antoski.....	1	*Matt Read.....	1
Ross Lonsberry.....	5	Arron Asham.....	1	Michael Richards.....	1
Ilkka Sinisalo.....	5	Todd Bergen.....	1	Leon Rochefort.....	1
Eric Desjardins.....	4	Craig Berube.....	1	Kjell Samuelsson.....	1
Gary Dornhoefer.....	4	Don Blackburn.....	1	Dave Schultz.....	1
Eric Lindros.....	4	Tom Bladon.....	1	Ron Sutter.....	1
Keith Primeau.....	4	*Braydon Coburn.....	1	Chris Therien.....	1
Mel Bridgman.....	3	Terry Crisp.....	1	Mattias Timander.....	1
Orest Kindrachuk.....	3	JJ Daigneault.....	1	Scottie Upshall.....	1
Dave Poulin.....	3	Rob DiMaio.....	1	James van Riemsdyk.....	1
Mark Recchi.....	3	Kevin Dineen.....	1	*Jakub Voracek.....	1
Don Saleski.....	3	Pelle Eklund.....	1	Jim Watson.....	1
Rod Brind'Amour.....	2	Ruslan Fedotenko.....	1	Justin Williams.....	1
Jeff Carter.....	2	Bill Flett.....	1	Dmitry Yushkevich.....	1
Murray Craven.....	2	Kevin Haller.....	1	Alexei Zhamnov.....	1
Bob Dailey.....	2	Michal Handzus.....	1	Nikolay Zherdev.....	1
Andy Delmore.....	2	*Scott Hartnell.....	1	Valeri Zelepukin.....	1
Andre Dupont.....	2	Dale Hawerchuk.....	1	Dainius Zubrus.....	1
Karl Dykhuis.....	2	Al Hill.....	1		
Peter Forsberg.....	2	Mark Howe.....	1		
*Claude Giroux.....	2	Jaromir Jagr.....	1		
Paul Holmgren.....	2	Kim Johnsson.....	1		
#Bob Kelly.....	2	Sami Kapanen.....	1		

Includes Stanley Cup Winner
* Still Active On Flyers Roster

FLYERS PLAYOFF RECORDS-1967-2012

FLYERS STANLEY CUP RECORDS

YEARS IN PLAYOFFS	- 36 of 44 years (of play)
GAMES PLAYED	- 414
GAMES WON	- 214
GAMES LOST	- 200
SERIES PLAYED	- 77
SERIES WON	- 43
SERIES LOST	- 34
FINALS APPEARANCES	- 8

CHRONOLOGY

1968	FLYERS LOST QUARTERFINAL SERIES TO ST. LOUIS, 4-3
1969	FLYERS LOST QUARTERFINAL SERIES TO ST. LOUIS, 4-0
1970	FLYERS MISSED PLAYOFFS
1971	FLYERS LOST QUARTERFINAL SERIES TO CHICAGO, 4-0
1972	FLYERS MISSED PLAYOFFS
1973	FLYERS WON QUARTERFINAL SERIES FROM MINNESOTA, 4-2 FLYERS LOST SEMIFINAL SERIES TO MONTREAL, 4-1
1974	FLYERS WON QUARTERFINAL SERIES FROM ATLANTA, 4-0 FLYERS WON SEMIFINAL SERIES FROM NY RANGERS, 4-3 FLYERS WON FINAL SERIES FROM BOSTON, 4-2 FOR THE STANLEY CUP
1975	FLYERS WON QUARTERFINAL SERIES FROM TORONTO, 4-0 FLYERS WON SEMIFINAL SERIES FROM NY ISLANDERS, 4-3 FLYERS WON FINAL SERIES FROM BUFFALO, 4-2 FOR THE STANLEY CUP

1976	FLYERS WON QUARTERFINAL SERIES FROM TORONTO, 4-3 FLYERS WON SEMIFINAL SERIES FROM BOSTON, 4-1 FLYERS LOST FINAL SERIES TO MONTREAL, 4-0
1977	FLYERS WON QUARTERFINAL SERIES FROM TORONTO, 4-2 FLYERS LOST SEMIFINAL SERIES TO BOSTON, 4-0
1978	FLYERS WON PRELIMINARY SERIES FROM COLORADO, 2-0 FLYERS WON QUARTERFINAL SERIES FROM BUFFALO, 4-1 FLYERS LOST SEMIFINAL SERIES TO BOSTON, 4-1
1979	FLYERS WON PRELIMINARY SERIES FROM VANCOUVER, 2-1 FLYERS LOST QUARTERFINAL SERIES TO NY RANGERS, 4-1
1980	FLYERS WON PRELIMINARY SERIES FROM EDMONTON, 3-0 FLYERS WON QUARTERFINAL SERIES FROM NY RANGERS, 4-1 FLYERS WON SEMIFINAL SERIES FROM MINNESOTA, 4-1 FLYERS LOST FINAL SERIES TO NY ISLANDERS, 4-2
1981	FLYERS WON PRELIMINARY SERIES FROM QUEBEC, 3-2 FLYERS LOST QUARTERFINAL SERIES TO CALGARY, 4-3
1982	FLYERS LOST DIVISIONAL SEMIFINAL SERIES TO NY RANGERS, 3-1
1983	FLYERS LOST DIVISIONAL SEMIFINAL SERIES TO NY RANGERS, 3-0
1984	FLYERS LOST DIVISIONAL SEMIFINAL SERIES TO WASHINGTON, 3-0

FLYERS PLAYOFF RECORDS-1967-2012

- 1985 FLYERS WON DIVISIONAL SEMIFINAL SERIES FROM NY RANGERS, 3-0
FLYERS WON DIVISIONAL FINAL SERIES FROM NY ISLANDERS, 4-1
FLYERS WON CONFERENCE FINAL SERIES FROM QUEBEC, 4-2
FLYERS LOST FINAL SERIES TO EDMONTON, 4-1
- 1986 FLYERS LOST DIVISIONAL SEMIFINAL SERIES TO NY RANGERS, 3-2
- 1987 FLYERS WON DIVISIONAL SEMIFINAL SERIES FROM NY RANGERS, 4-2
FLYERS WON DIVISIONAL FINAL SERIES FROM NY ISLANDERS, 4-3
FLYERS WON CONFERENCE FINAL SERIES FROM MONTREAL, 4-2
FLYERS LOST FINAL SERIES TO EDMONTON, 4-3
- 1988 FLYERS LOST DIVISIONAL SEMIFINAL SERIES TO WASHINGTON, 4-3
- 1989 FLYERS WON DIVISIONAL SEMIFINAL SERIES FROM WASHINGTON, 4-2
FLYERS WON DIVISIONAL FINAL SERIES FROM PITTSBURGH, 4-3
FLYERS LOST CONFERENCE FINAL SERIES TO MONTREAL, 4-2
- 1990 FLYERS MISSED PLAYOFFS
- 1991 FLYERS MISSED PLAYOFFS
- 1992 FLYERS MISSED PLAYOFFS
- 1993 FLYERS MISSED PLAYOFFS
- 1994 FLYERS MISSED PLAYOFFS
- 1995 FLYERS WON CONFERENCE QUARTERFINAL SERIES FROM BUFFALO, 4-1
FLYERS WON CONFERENCE SEMIFINAL SERIES FROM NY RANGERS, 4-0
FLYERS LOST CONFERENCE FINAL TO NEW JERSEY, 4-2
- 1996 FLYERS WON CONFERENCE QUARTERFINAL SERIES FROM TAMPA BAY, 4-2
FLYERS LOST CONFERENCE SEMIFINAL SERIES TO FLORIDA, 4-2
- 1997 FLYERS WON CONFERENCE QUARTERFINAL SERIES FROM PITTSBURGH, 4-1
FLYERS WON CONFERENCE SEMIFINAL SERIES FROM BUFFALO, 4-1
FLYERS WON CONFERENCE FINAL SERIES FROM NY RANGERS, 4-1
FLYERS LOST FINAL SERIES TO DETROIT, 4-0
- 1998 FLYERS LOST CONFERENCE QUARTERFINAL SERIES TO BUFFALO, 4-1
- 1999 FLYERS LOST CONFERENCE QUARTERFINAL SERIES TO TORONTO, 4-2
- 2000 FLYERS WON CONFERENCE QUARTERFINAL SERIES FROM BUFFALO, 4-1
FLYERS WON CONFERENCE SEMIFINAL SERIES FROM PITTSBURGH, 4-2
FLYERS LOST CONFERENCE FINAL SERIES TO NEW JERSEY, 4-3
- 2001 FLYERS LOST CONFERENCE QUARTERFINAL SERIES TO BUFFALO, 4-2
- 2002 FLYERS LOST CONFERENCE QUARTERFINAL SERIES TO OTTAWA, 4-1
- 2003 FLYERS WON CONFERENCE QUARTERFINAL SERIES FROM TORONTO, 4-3
FLYERS LOST CONFERENCE SEMIFINAL SERIES TO OTTAWA, 4-2
- 2004 FLYERS WON CONFERENCE QUARTERFINAL SERIES FROM NEW JERSEY, 4-1
FLYERS WON CONFERENCE SEMIFINAL SERIES FROM TORONTO, 4-2
FLYERS LOST CONFERENCE FINAL SERIES TO TAMPA BAY, 4-3
- 2006 FLYERS LOST CONFERENCE QUARTERFINAL SERIES TO BUFFALO, 4-2
- 2007 FLYERS MISSED PLAYOFFS
- 2008 FLYERS WON CONFERENCE QUARTERFINAL SERIES FROM WASHINGTON, 4-3
FLYERS WON CONFERENCE SEMIFINAL SERIES FROM MONTREAL, 4-1
FLYERS LOST CONFERENCE FINAL SERIES TO PITTSBURGH, 4-1
- 2009 FLYERS LOST CONFERENCE QUARTERFINAL SERIES TO PITTSBURGH, 4-2
- 2010 FLYERS WON CONFERENCE QUARTERFINAL SERIES FROM NEW JERSEY, 4-1
FLYERS WON CONFERENCE SEMIFINAL SERIES FROM BOSTON, 4-3
FLYERS WON CONFERENCE FINAL SERIES FROM MONTREAL, 4-1
FLYERS LOST FINAL SERIES TO CHICAGO, 4-2
- 2011 FLYERS WON CONFERENCE QUARTERFINAL SERIES FROM BUFFALO, 4-3
FLYERS LOST CONFERENCE SEMIFINAL SERIES TO BOSTON, 4-0
- 2012 FLYERS WON CONFERENCE QUARTERFINAL SERIES FROM PITTSBURGH 4-2
FLYERS LOST CONFERENCE SEMIFINAL SERIES TO NEW JERSEY 4-1

TEAM RECORDS: PLAYOFF STREAKS

LONGEST...

WIN STREAK-8 GAMES

1974 Finals #6 through 1975 Semifinals #3 May 19, 1974 through May 4, 1975

WIN STREAK AT HOME-13 GAMES

1974 Quarterfinals #1 through 1975 Semifinals #2 April 9, 1974 through May 1, 1975

WIN STREAK ON ROAD-5 GAMES

1995 Conference Quarterfinals #4 through Conference Finals #4 May 12, 1995 through June 10, 1995

1997 Conference Semifinals #1 through Conference Finals #4 May 3, 1997 through May 23, 1997

2000 Conference Semifinals #3 through Conference Finals #4 May 2, 2000 through May 20, 2000

LOSING STREAK -- 10 GAMES

1968 Quarterfinals #7 through 1973 Quarterfinals #1 April 18, 1968 through April 4, 1973

LOSING STREAK AT HOME -- 6 GAMES

1981 Quarterfinals #7 through 1984 Division Semifinals #3 April 26, 1981 through April 7, 1984

LOSING STREAK ON ROAD -- 7 GAMES

1980 Finals #3 through 1981 Quarterfinals #4 May 17, 1980 through April 20, 1981

FLYERS PLAYOFF RECORDS-1967-2012

TEAM RECORDS: PLAYOFF YEAR

MOST...

GAMES PLAYED*	– 26,	1987
GOALS	– 85,	1974
ASSISTS	– 132,	1987
GOALS AGAINST	– 73,	1987
PENALTY MINUTES	– 714,	1987
POWER PLAY GOALS	– 23,	2010
SHORTHANDED GOALS	– 8,	1989
SHUTOUTS	– 5,	1975, 2010

TEAM RECORDS: PLAYOFF SERIES

MOST...

GOALS-33	vs. Toronto, 1976 Quarterfinals
GOALS, TWO-GAME SERIES-6	vs. Colorado, 1978 Preliminary series
GOALS, THREE-GAME SERIES-15	vs. Vancouver, 1979 Preliminary series
GOALS, FOUR-GAME SERIES-18	vs. Toronto, 1975 Quarterfinals vs. NY Rangers, 1995 Conference Semifinals
GOALS, FIVE-GAME SERIES-27	vs. Minnesota, 1980 Semifinals
GOALS, SIX-GAME SERIES – 30	vs. Pittsburgh, 2012 Conference Quarterfinals
GOALS, SEVEN-GAME SERIES-33	vs. Toronto, 1976 Quarterfinals
GOALS AGAINST-28	vs. NY Rangers, 1979 Quarterfinals
GOALS AGAINST, TWO-GAME SERIES-3	vs. Colorado, 1978 Preliminary series
GOALS AGAINST, THREE-GAME SERIES-18	vs. NY Rangers, 1983 Preliminary series
GOALS AGAINST, FOUR-GAME SERIES-20	vs. Chicago, 1971 Quarterfinals
GOALS AGAINST, FIVE-GAME SERIES-28	vs. NY Rangers, 1979 Quarterfinals
GOALS AGAINST, SIX-GAME SERIES – 26	vs. NY Islanders, 1980 Finals vs. Pittsburgh, 2012 Conference Quarterfinals
GOALS AGAINST, SEVEN-GAME SERIES-23	vs. Toronto, 1976 Quarterfinals
GOALS, BOTH TEAMS-56	vs. Toronto (FLYERS 33/Toronto 23), 1976 Quarterfinals vs. Pittsburgh (Flyers 30/Pittsburgh 36), 2012 Quarterfinals
GOALS, BOTH TEAMS, TWO-GAME SERIES-9	vs. Colorado (FLYERS 6/Colorado 3), 1978 Preliminary series
GOALS, BOTH TEAMS, THREE-GAME SERIES-27	vs. NY Rangers (FLYERS 9/Rangers 18), 1983 Division Semifinals
GOALS, BOTH TEAMS, FOUR-GAME SERIES-34	vs. NY Rangers (Rangers 19/FLYERS 15), 1982 Division Semifinals
GOALS, BOTH TEAMS, FIVE-GAME SERIES-41	vs. Minnesota (FLYERS 27/Minnesota 14), 1980 Semifinals
GOALS, BOTH TEAMS, SIX-GAME SERIES – 56	vs. Pittsburgh (Flyers 30/Penguins 26), 2012 Quarterfinals

GOALS, BOTH TEAMS, SEVEN-GAME SERIES-56

vs. Toronto (FLYERS 33/Toronto 23), 1976 Quarterfinals

PENALTIES-95

vs. Washington, 1988 Division Semifinals

PENALTIES BY OPPONENT-82

vs. Washington, 1988 Division Semifinals

PENALTIES, BOTH TEAMS-177

vs. Washington, 1988 Division Semifinals

PENALTY MINUTES-298

vs. Washington, 1988 Division Semifinals

PENALTY MINUTES BY OPPONENT-230

vs. Toronto, 1976 Quarterfinals

PENALTY MINUTES, BOTH TEAMS-525

vs. Toronto, 1976 Quarterfinals

POWER PLAY GOALS – 12

vs. Pittsburgh, 2012 Conference Quarterfinals

POWER PLAY GOALS AGAINST**-15

vs. NY Islanders, 1980 Finals

POWER PLAY GOALS, BOTH TEAMS**-21

vs. NY Islanders (Islanders 15/FLYERS 6), 1980 Finals
vs. Pittsburgh (FLYERS 11/Pittsburgh 10), 1989 Division Finals

SHORTHANDED GOALS-4

vs. Pittsburgh, 1989 Division Finals

SHUTOUTS-3

vs. Montreal, 2010 Conf. Finals

SHUTOUTS AGAINST-3

vs. Ottawa, 2002 Eastern Conference Quarterfinals

FEWEST...

GOALS-2

vs. Ottawa, 2002 Eastern Conference Quarterfinals

GOALS, TWO-GAME SERIES-6

vs. Colorado, 1978 Preliminary series

GOALS, THREE-GAME SERIES-5

vs. Washington, 1984 Division Semifinals

GOALS, FOUR-GAME SERIES-3

vs. St. Louis, 1969 Quarterfinals

GOALS, FIVE-GAME SERIES*-2

vs. Ottawa, 2002 Eastern Conference Quarterfinals

GOALS, SIX-GAME SERIES-10

vs. Ottawa, 2003 Eastern Conference Semifinals

GOALS, SEVEN-GAME SERIES-15

vs. New Jersey, 2000 Conference Finals

GOALS AGAINST-3

vs. Colorado, 1978 Preliminary series

GOALS AGAINST, TWO-GAME SERIES-3

vs. Colorado, 1978 Preliminary series

GOALS AGAINST, THREE-GAME SERIES-6

vs. Edmonton, 1980 Preliminary series

GOALS AGAINST, FOUR-GAME SERIES-6

vs. Atlanta, 1974 Quarterfinals
vs. Toronto, 1975 Quarterfinals

GOALS AGAINST, FIVE-GAME SERIES-7

vs. Montreal, 2010 Conf. Finals
vs. NY Rangers, 1980 Quarterfinals

GOALS AGAINST, SIX-GAME SERIES-9

vs. Toronto, 1999 Conference Quarterfinals

FLYERS PLAYOFF RECORDS-1967-2012

GOALS AGAINST, SEVEN-GAME SERIES-16

- vs. NY Islanders, 1975 Semifinals
- vs. Toronto, 2003 Eastern Conference Quarterfinals

GOALS, BOTH TEAMS-9

- vs. Colorado (FLYERS 6/Colorado 3), 1978 Preliminary series

GOALS, BOTH TEAMS, TWO-GAME SERIES-9

- vs. Colorado (FLYERS 6/Colorado 3), 1978 Preliminary series

GOALS, BOTH TEAMS, THREE-GAME SERIES-18

- vs. Edmonton (FLYERS 12/Edmonton 6), 1980 Preliminary series

GOALS, BOTH TEAMS, FOUR-GAME SERIES-20

- vs. St. Louis (St. Louis 17/FLYERS 3), 1969 Quarterfinals

GOALS, BOTH TEAMS, FIVE-GAME SERIES-13

- vs. Ottawa (FLYERS 2/Senators 11), 2002 Eastern Conference Quarterfinals

GOALS, BOTH TEAMS, SIX-GAME SERIES-20

- vs. Toronto (FLYERS 11/Toronto 9), 1999 Conference Quarterfinals

GOALS, BOTH TEAMS, SEVEN-GAME SERIES-33

- vs. New Jersey (New Jersey 18/FLYERS 15), 2000 Conference Finals

PENALTY MINUTES-29

- vs. Colorado, 1978 Preliminary series

TEAM RECORDS: PLAYOFF GAME

MOST...

DECISIVE WIN-7-0

- vs. Minnesota, 1980 Semifinals #2, May 1, 1980

DECISIVE WIN AT HOME-7-0

- vs. Minnesota, 1980 Semifinals #2, May 1, 1980

DECISIVE WIN ON ROAD-7-1

- vs. NY Rangers, 1986 Division Semifinals #4, April 14, 1986

DECISIVE LOSS-8-0

- at Buffalo, 2001 Conf. Quarterfinals #6, April 21, 2001

DECISIVE LOSS AT HOME-7-1

- vs. NY Rangers, 1979 Quarterfinals #2, April 18, 1979

DECISIVE LOSS ON ROAD-8-0

- at Buffalo, 2001 Conf. Quarterfinals #6, April 21, 2001

GOALS-9

- vs. Calgary, 1981 Quarterfinals #5, April 22, 1981

GOALS AGAINST-10

- vs. Pittsburgh, 1989 Division Finals, #5, April 25, 1989
- vs. Pittsburgh, 2012 Conference Quarterfinals #4, April 18, 2012

GOALS, BOTH TEAMS-17

- at Pittsburgh (Pittsburgh 10/FLYERS 7), 1989 Division Finals, #5, April 25, 1989

POWER PLAY GOALS, BOTH TEAMS-7

- vs. NY Rangers, 1985 Division Semifinals #3, April 13, 1985
- at New York, FLYERS 6 (4 PP goals), Rangers 5 (3 PP goals)
- vs. Pittsburgh, 2012 Conference Quarterfinals #4, April 18, 2012, vs. Pittsburgh, Pittsburgh 10 (4 PP goals), Flyers 3 (3 PP goals)

PENALTY MINUTES-107

- vs. Toronto, 1976 Quarterfinals #3, April 15, 1976

PENALTY MINUTES BY OPPONENT-94

- vs. Toronto, 1976 Quarterfinals #6, April 22, 1976

PENALTY MINUTES, BOTH TEAMS-185

- vs. Toronto (Toronto 94/FLYERS 91), 1976 Quarterfinals #6, April 22, 1976

SHOTS ON GOAL-53

- at Pittsburgh, 1997 Conference Quarterfinals #3, April 21, 1997

SHOTS ON GOAL AGAINST-64

- vs. St. Louis, 1968 Quarterfinals #6, April 16, 1968

SHOTS ON GOAL DURING AN OVERTIME GAME-75

- at Toronto (3-OT), 2003 Conference Quarterfinals #4, April 16, 2003

SHOTS ON GOAL, BOTH TEAMS-107

- vs. St. Louis (St. Louis 64/FLYERS 43), 1968 Quarterfinals #6, April 16, 1968

SHOTS ON GOAL DURING AN OVERTIME GAME, BOTH TEAMS-130

- at Pittsburgh-5OT (FLYERS 72/Pittsburgh 58) 2000 Conference Semifinal #4, May 4, 2000

FEWEST...

SHOTS ON GOAL-13

- at New Jersey, 2000 Conference Final #6, May 24, 2000

SHOTS ON GOAL, BOTH TEAMS-33

- vs. Florida (FLYERS 18/Florida 15) 1996 Conference Semifinals #1, May 2, 1996

FASTEST...

GOAL AGAINST-15 seconds

- at Pittsburgh, Sydney Crosby
- 2012 Conference Quarterfinals #2, April 13, 2012

TWO GOALS, FLYERS-13 seconds

- vs. Toronto, GARY DORNHOEFER, 11:24 of 2nd period
- and DON SALESKI, 11:37 of 2nd period.
- 1976 Quarterfinals, Game 5, April 20, 1976

THREE GOALS, BOTH TEAMS-31 SECONDS

- vs. Edmonton, Wayne Gretzky, 1:10 of 1st period
- Wayne Gretzky, 1:25 of 1st period
- DERRICK SMITH, 1:41 of 1st period
- 1985 Finals #3, May 25, 1985

FOUR GOALS, BOTH TEAMS*-1 minute 33 seconds

- vs. Toronto, DON SALESKI, 10:03 of 2nd period
- Bob Neely, 10:42 of 2nd period
- GARY DORNHOEFER, 11:24 of 2nd period
- DON SALESKI, 11:37 of 2nd period
- 1976 Quarterfinals #5, April 20, 1976

FIVE GOALS, BOTH TEAMS-3 minutes 20 seconds

- vs. Minnesota, Paul Shmyr, 13:20 of 1st period
- Steve Christoff, 13:59 of 1st period
- KEN LINSEMAN, 14:54 of 1st period
- TOM GORENCE, 15:36 of 1st period
- KEN LINSEMAN, 16:40 of 1st period
- 1980 Semifinals #1, April 29, 1980

LONGEST...

GAME-152 minutes, 1 second

- at Pittsburgh, 2000 Conference Semifinal #4, May 4, 2000

GAME AT HOME-90 minutes 7 seconds

- vs. Boston, 1977 Semifinals #2, April 26, 1977

GAME ON ROAD-152 minutes, 1 second at Pittsburgh, 2000

- Conference Semifinal #4, May 4, 2000

FLYERS PLAYOFF RECORDS-1967-2012

TEAM RECORDS FOR ONE PERIOD

MOST...

GOALS-5

- vs. Toronto, 2nd period, 1976 Quarterfinals #7, April 25, 1976
- vs. Calgary, 1st period, 1981 Quarterfinals #5, April 22, 1981
- vs. NY Rangers, 2nd period, 1985 Division Semifinals #3, April 13, 1985
- vs. NY Rangers, 2nd period, 1986 Division Semifinals #4, April 14, 1986
- vs. NY Rangers, 3rd period, 1987 Division Semifinals #2, April 9, 1987

GOALS AGAINST-6

- vs. NY Rangers, 3rd period, 1979 Quarterfinals #5, April 24, 1979
- vs. Pittsburgh, 1st period, 1989 Division Finals #5, April 25, 1989

GOALS, BOTH TEAMS**-9

- vs. NY Rangers (Rangers 6/FLYERS 3), 3rd period, 1979 Quarterfinals #5, April 24, 1979

SHOTS ON GOAL, HOME-20

- vs. Toronto, 2nd period, 1976 Quarterfinals #7, April 25, 1976
- vs. Minnesota, 2nd period, 1980 Semifinals #2, May 1, 1980

SHOTS ON GOAL, AWAY-28

- at Pittsburgh 1997 Conference Quarterfinals #3, April 21, 1997

SHOTS ON GOAL AGAINST, HOME-20

- vs. Pittsburgh, 2nd period, 2009 Conference Quarterfinals #6, April 25, 2009

SHOTS ON GOAL AGAINST, AWAY-27

- vs. Toronto, 2nd period, 1976 Quarterfinals #3, April 15, 1976
- vs. Islanders, 2nd period, 1985 Division Finals #3, April 23, 1985

SHOTS ON GOAL, BOTH TEAMS-39

- at Pittsburgh, (FLYERS 28/Pittsburgh 11), 1st period, 1997 Conference Quarterfinals #3, April 21, 1997

FEWEST...

SHOTS ON GOAL-1

- vs. NY Rangers, 1st overtime period, 1979 Quarterfinals #1, April 16, 1979
- vs. NY Islanders, 1st overtime period, 1980 Finals #1, May 13, 1980
- vs. Quebec, 1st overtime period, 1981 Preliminary series #4, April 12, 1981
- vs. Toronto, 2nd period, 2004 Conference Semifinals #2, April 25, 2004

SHOTS ON GOAL, 20-MINUTE PERIOD-1

- vs. Toronto, 2nd period, 2004 Conference Semifinals #2, April 25, 2004

SHOTS ON GOAL AGAINST**-0

- vs. Colorado, 1st overtime period, 1978 Preliminary series #1, April 11, 1978

SHOTS ON GOAL AGAINST, 20-MINUTE PERIOD-1

- vs. Boston, 3rd period, 1977 Semifinals #2, April 26, 1977
- at Montreal, 2nd period, 2010 Conf. Final #4, May 22, 2010

INDIVIDUAL RECORDS: PLAYOFF CAREER

MOST...

POINTS-119

- Bobby Clarke

ASSISTS-77

- Bobby Clarke

PENALTY MINUTES-363

- Dave Schultz

GOALS-53

- Rick MacLeish
- Bill Barber

YEARS IN PLAYOFFS-13

- Bobby Clarke

GAMES PLAYED-136

- Bobby Clarke

HAT TRICKS-3

- Rick MacLeish
- Tim Kerr

INDIVIDUAL RECORDS: PLAYOFF YEAR

MOST...

ASSISTS-20

- Pelle Eklund, 1987

GOALS**-19

- Reggie Leach, 1976

POINTS-30

- Danny Briere, 2010

PENALTY MINUTES-139

- Dave Schultz, 1974

SHORTHANDED GOALS**-3

- Bill Barber, 1980

HAT TRICKS-2

- Rick MacLeish, 1975

SHUTOUTS-4

- Bernie Parent, 1975

MINUTES PLAYED BY A

- GOALIE-1,540
- Ron Hextall, 1987

INDIVIDUAL RECORDS: PLAYOFF SERIES

MOST...

ASSISTS-9

- Danny Briere vs. Chicago, 2010 Stanley Cup Final

ASSISTS AGAINST-9

- Darryl Sittler, Toronto, 1977 Quarterfinals

GOALS-10

- Tim Kerr vs. Pittsburgh, 1989 Division Finals

POWER PLAY GOALS-5

- Tim Kerr vs. Pittsburgh, 1989 Division Finals

SHORTHANDED GOALS**-3

- Bill Barber vs. Minnesota, 1980 Semifinals

GOALS AGAINST-7

- Wayne Gretzky, Edmonton, 1985 Finals

PENALTY MINUTES*-116

- Dave Schultz vs. Toronto, 1976 Quarterfinals

PENALTY MINUTES BY OPPONENT-72

- Dave Williams, Toronto, 1976 Quarterfinals

POINTS-15

- Tim Kerr vs. Pittsburgh, 1989 Division Finals

POINTS AGAINST-11

- Mike Bossy, NY Islanders (4 Goals/7 Assists), 1980 Finals
- Darryl Sittler, Toronto (2 Goals/9 Assists), 1977 Quarterfinals
- Wayne Gretzky, Edmonton (7 Goals/4 Assists), 1985 Finals

SHUTOUTS-3

- Michael Leighton vs. Montreal, 2010 Conf. Finals

FLYERS PLAYOFF RECORDS-1967-2012

INDIVIDUAL RECORDS: PLAYOFF GAME

MOST...

ASSISTS-4

Bobby Clarke vs. Boston, 1976 Semifinal #5, May 6, 1976
 Bob Dailey vs. Minnesota, 1980 Semifinal #2, May 1, 1980
 Ken Linseman vs. Calgary, 1981 Quarterfinal #5, April 22, 1981
 Brian Propp vs. Edmonton, 1987 Final #5, May 26, 1987
 Mark Recchi vs. Pittsburgh, 2000 Conference Semifinal #5, May 7, 2000
 Matt Carle vs. Boston, 2010 Conference Semifinal #4, May 7, 2010

GOALS-5**

Reggie Leach vs. Boston, 1976 Semifinals #5, May 6, 1976

GOALS AGAINST-5**

Darryl Sittler, Toronto, 1976 Quarterfinals #6, April 22, 1976
 Mario Lemieux, Pittsburgh, 1989 Division Finals #5, April 25, 1989

PENALTY MINUTES*-42

Dave Schultz vs. Toronto, 1976 Quarterfinals #6, April 22, 1976

PENALTY MINUTES BY OPPONENT-34

Dave Williams, Toronto, Quarterfinals #6, April 22, 1976

POINTS - 6

Claude Giroux (3 Goals/3 Assists) vs. Pittsburgh, 2012 Quarterfinals #2, April 13, 2012

POINTS BY A ROOKIE

Peter Zedel, (1 Goals/3 Assists), 1985 Division Semifinals #3, April 13, 1985 vs. NY Rangers
 Sean Couturier, (3 Goals/1 Assists), 2012 Conference Quarterfinals #2, April 13, 2012 vs. Pittsburgh

POINTS AGAINST-8**

Mario Lemieux, Pittsburgh (5 Goals/3 Assists), 1989 Division Finals #5, April 25, 1989

POWER PLAY GOALS-3**

Tim Kerr vs. NY Rangers, 2nd period, 1985 Division Semifinals #3, April 13, 1985

FASTEST...

TWO GOALS-41 seconds

Eric Lindros at Buffalo, 8:32 of 2nd period, 9:13 of 2nd period, 1997 Conference Semifinals #5, May 11, 1997

THREE GOALS-3 minutes 24 seconds

Tim Kerr vs NY Rangers, 14:58 of 2nd period, 16:42 of 2nd period, 18:22 of 2nd period, 1985 Division Semifinals #3, April 13, 1985

FOUR GOALS*-8 minutes 16 seconds

Tim Kerr vs. NY Rangers, 10:06 of 2nd period, 14:58 of 2nd period, 16:42 of 2nd period, 18:22 of 2nd period, 1985 Division Semifinals #3, April 13, 1985

INDIVIDUAL RECORDS: PLAYOFF PERIOD

MOST...

ASSISTS-3**

Barry Ashbee vs. Minnesota, 2nd period, 1973 Quarterfinals #2, April 5, 1973
 Ken Linseman vs. Calgary, 1st period, 1981 Quarterfinals #5, April 22, 1981
 Peter Zedel vs. NY Rangers, 2nd period, 1985 Division Semifinals #3, April 13, 1985
 Tim Kerr vs. NY Islanders, 1st period, 1985 Division Finals #2, April 21, 1985
 Paul Coffey vs. Buffalo, 1st period, 1997 Conference Semifinals #3, May 7, 1997
 Rod Brind'Amour at Buffalo, 2nd period, 1997 Conference Semifinals #5, May 11, 1997

GOALS-4**

Tim Kerr at NY Rangers, 2nd period, 1985 Division Semifinals #3, April 13, 1985

POWER PLAY GOALS*-3

Tim Kerr at NY Rangers, 2nd period, 1985 Division Semifinals #3, April 13, 1985

POINTS-4**

Tim Kerr at NY Rangers, 2nd period, 1985 Division Semifinals #3, April 13, 1985

INDIVIDUAL RECORDS: MISCELLANEOUS

LOWEST GOALS AGAINST AVERAGE, PLAYOFF YEAR -

1.35 Bernie Parent, 1968

MOST CONSECUTIVE GAMES SCORING A GOAL*-10

Reggie Leach, April 17, 1976 to May 9, 1976

FASTEST GOAL FROM START OF PERIOD (other than first)*-6 sec.

Pelle Eklund, 2nd period, 1989 Division Finals #5, April 25, 1989

*NHL Record **Ties NHL Record

THE FLYERS ARE 7-6 IN 7TH GAMES:

April 18, 1968	St. Louis	3	at	FLYERS	1	
May 5, 1974	NY Rangers	3	at	FLYERS	4	
May 13, 1975	NY Islanders	1	at	FLYERS	4	
April 25, 1976	Toronto	3	at	FLYERS	7	
April 26, 1981	Calgary	4	at	FLYERS	1	
May 2, 1987	NY Islanders	1	at	FLYERS	5	
May 31, 1987	FLYERS	1	at	Edmonton	3	
April 16, 1988	FLYERS	4	at	Washington	5	(OT)
April 29, 1989	FLYERS	4	at	Pittsburgh	1	
May 26, 2000	New Jersey	2	at	FLYERS	1	
April 22, 2003	Toronto	1	at	FLYERS	6	
May 22, 2004	FLYERS	1	at	Tampa Bay	2	
April 22, 2008	FLYERS	3	at	Washington	2	(OT)
May 14, 2010	FLYERS	4	at	Boston	3	

ADDITIONAL SERIES DECIDING GAME RESULTS 1967-2011

April 14, 1979 Vancouver	2	at	FLYERS	7	FLYERS win Preliminary Round, 2-1
April 14, 1981 Quebec	2	at	FLYERS	5	FLYERS win Preliminary Round, 3-2
April 15, 1986 NY Rangers	5	at	FLYERS	2	Rangers win Preliminary Round, 3-2

FLYERS BEST-OF-SEVEN PLAYOFF SERIES RECORDS

	Game 1	Game 2	Game 3	Game 4	Game 5	Game 6	Game 7
Record in:	32-36	37-31	34-34	33-35	34-25	19-18	9-6
Series Record When Winning:	Game 1 23-9	Game 2 30-7	Game 3 25-10	Game 4 23-9	Game 5 27-7	Game 6 15-4	Next Round *
Series Record When Losing:	15-21	8-23	13-20	15-21	8-17	6-12	

*After winning Game 7, the Flyers have won the following series six times (6-4)

	Leading 1-0	Trailing 0-1		
Flyers Game 2 Record When:	19-13	19-17		
Flyers Series Record When:	23-9	15-21		
	Leading 2-0	Trailing 0-2	Tied 1-1	
Flyers Game 3 Record When:	11-7	9-8	15-18	
Flyers Series Record When:	18-0	3-14	17-16	
	Leading 3-0	Leading 2-1	Trailing 0-3	Trailing 1-2
Flyers Game 4 Record When:	3-8	14-8	2-6	13-14
Flyers Series Record When:	11-0	19-3	1-7	7-20
	Leading 3-1	Trailing 3-1	Tied 2-2	
Flyers Game 5 Record When:	14-8	8-8	12-9	
Flyers Series Record When:	20-2	1-15	14-7	
	Leading 3-2	Trailing 3-2		
Flyers Game 6 Record When:	12-8	7-10		
Flyers Series Record When:	18-2	3-14		

Flyers Record when facing elimination:* 30-36

*Includes best-of-three and best-of-five series

FLYERS PLAYOFF OVERTIME RESULTS 1967-2012

GOAL SCORER	DATE	SCORE	OPPONENT	TIME	RECORD
Larry Keenan	Apr. 10, 1968	2-3	@ St. Louis	24:10	0-1
Don Blackburn	Apr. 16, 1968	2-1	@ St. Louis	31:18	1-1
Gary Dornhoefer	Apr. 10, 1973	3-2	vs. Minnesota	8:35	2-1
Rick MacLeish	Apr. 14, 1973	5-4	@ Montreal	2:56	3-1
Larry Robinson	Apr. 16, 1973	3-4	@ Montreal	6:45	3-2
Dave Schultz	Apr. 14, 1974	4-3	@ Atlanta	5:40	4-2
Rod Gilbert	Apr. 28, 1974	1-2	@ NY Rangers	4:20	4-3
Bobby Clarke	May 9, 1974	3-2	@ Boston	12:01	5-3
Andre Dupont	Apr. 19, 1975	4-3	@ Toronto	1:45	6-3
Bobby Clarke	May 1, 1975	5-4	vs. NY Islanders	2:56	7-3
Jude Drouin	May 7, 1975	3-4	@ NY Islanders	1:53	7-4
Rene Robert	May 20, 1975	4-5	@ Buffalo	18:29	7-5
Reggie Leach	Apr. 29, 1976	2-1	vs. Boston	13:38	8-5
Rick MacLeish	Apr. 15, 1977	4-3	@ Toronto	2:55	9-5
Reggie Leach	Apr. 17, 1977	6-5	@ Toronto	19:10	10-5
Rick Middleton	Apr. 24, 1977	3-4	vs. Boston	2:57	10-6
Terry O'Reilly	Apr. 26, 1977	4-5	vs. Boston	30:07	10-7
Mel Bridgman	Apr. 11, 1978	3-2	vs. Colorado	0:23	11-7
Rick Middleton	May 2, 1978	2-3	@ Boston	1:43	11-8
Ken Linseman	Apr. 16, 1979	3-2	vs. NY Rangers	10:44	12-8
Bobby Clarke	Apr. 8, 1980	4-3	vs. Edmonton	8:06	13-8
Ken Linseman	Apr. 11, 1980	3-2	@ Edmonton	23:56	14-8
Denis Potvin	May 13, 1980	3-4	vs. NY Islanders	4:07	14-9
Bobby Nystrom	May 24, 1980	4-5	@ NY Islanders	7:11	14-10
Dale Hunter	Apr. 12, 1981	3-4	@ Quebec	0:37	14-11
Mark Howe	Apr. 10, 1985	5-4	vs. NY Rangers	8:01	15-11
Peter Statsny	May 5, 1985	1-2	@ Quebec	6:20	15-12
Ilkka Sinisalo	May 4, 1987	4-3	vs. Montreal	9:11	16-12
Jari Kurri	May 20, 1987	2-3	@ Edmonton	6:50	16-13
Murray Craven	Apr. 10, 1988	5-4	vs. Washington	1:18	17-13
Dale Hunter	Apr. 16, 1988	4-5	@ Washington	5:57	17-14
Kelly Miller	Apr. 8, 1989	3-4	vs. Washington	0:51	17-15
Phil Bourque	Apr. 21, 1989	3-4	vs. Pittsburgh	12:08	17-16
Dave Poulin	May 9, 1989	2-1	@ Montreal	5:02	18-16
Karl Dykhuus	May 7, 1995	4-3	vs. Buffalo	10:06	19-16
Eric Desjardins	May 21, 1995	5-4	vs. NY Rangers	7:03	20-16
Kevin Haller	May 22, 1995	4-3	vs. NY Rangers	0:25	21-16
Eric Lindros	June 7, 1995	3-2	@ New Jersey	4:19	22-16
Brian Bellows	Apr. 18, 1996	1-2	vs. Tampa Bay	9:05	22-17
Alexander Selivanov	Apr. 21, 1996	4-5	@ Tampa Bay	2:04	22-18
Dave Lowry	May 9, 1996	3-4	@ Florida	4:06	22-19
Mike Hough	May 12, 1996	1-2	vs. Florida	28:05	22-20
Ed Ronan	May 9, 1997	4-5	vs. Buffalo	6:24	22-21
Michal Grosek	May 1, 1998	2-3	vs. Buffalo	5:40	22-22
Yanic Perreault	Apr. 30, 1999	1-2	@ Toronto	11:51	22-23
Stu Barnes	Apr. 18, 2000	2-3	@ Buffalo	4:42	22-24
Andy Delmore	May 2, 2000	4-3	@ Pittsburgh	11:01	23-24
Keith Primeau	May 4, 2000	2-1	@ Pittsburgh	92:01	24-24
Jay McKee	Apr. 14, 2001	3-4	vs. Buffalo	18:02	24-25
Curtis Brown	Apr. 17, 2001	3-4	@ Buffalo	6:13	24-26
Ruslan Fedotenko	Apr. 17, 2002	1-0	vs. Ottawa	7:47	25-26
Martin Havlat	Apr. 26, 2002	1-2	vs. Ottawa	7:33	25-27
Tomas Kaberle	Apr. 14, 2003	3-4	@ Toronto	27:20	25-28
Mark Recchi	Apr. 16, 2003	3-2	@ Toronto	53:54	26-28
Travis Green	Apr. 21, 2003	1-2	@ Toronto	30:51	26-29
Wade Redden	Apr. 29, 2003	2-3	vs. Ottawa	6:43	26-30
Jeremy Roenick	May 4, 2004	3-2	@ Toronto	7:39	27-30
Simon Gagne	May 20, 2004	5-4	vs. Tampa Bay	18:18	28-30
Daniel Briere	Apr. 22, 2006	2-3	@ Buffalo	27:31	28-31
Mike Knuble	Apr. 17, 2008	4-3	vs. Washington	26:40	29-31
Joffrey Lupul	Apr. 22, 2008	3-2	@ Washington	6:06	30-31
Tom Kostopoulos	Apr. 24, 2008	3-4	@ Montreal	0:48	30-32
Bill Guerin	Apr. 17, 2009	2-3	@ Pittsburgh	18:29	30-33
Dan Carcillo	Apr. 18, 2010	3-2	vs. New Jersey	3:35	31-33
Marc Savard	May 1, 2010	4-5	@ Boston	13:52	31-34
Simon Gagne	May 7, 2010	5-4	vs. Boston	14:40	32-34
Claude Giroux	June 2, 2010	4-3	vs. Chicago	5:59	33-34
Patrick Kane	June 9, 2010	4-3	vs. Chicago	4:06	33-35
Tyler Ennis	April 22, 2011	3-4	vs. Buffalo	5:31	33-36
Ville Leino	April 24, 2011	5-4	@ Buffalo	4:43	34-36
David Krejci	May 2, 2011	2-3	vs. Boston	14:00	34-37
Jakub Voracek	April 11, 2012	4-3	@ Pittsburgh	2:23	35-37
Danny Briere	April 29, 2012	4-3	vs. New Jersey	4:36	36-37
Alexei Ponikarovskiy	May 3, 2012	4-3	at New Jersey	17:21	36-38

Longest OT game: Home: 30:07, April 26, 1977, Boston 5-FLYERS 4 - Goal scored by Terry O'Reilly
 Away: 92:01, May 4, 2000, FLYERS 2-Pittsburgh 1 - Goal scored by Keith Primeau

Shortest OT game: Home: 0:23, April 11, 1978, FLYERS 3-Colorado 2 - Goal scored by Mel Bridgman
 Away: 0:37, April 12, 1981, Quebec 4-FLYERS 3 - Goal scored by Dale Hunter

FLYERS PLAYOFF HAT TRICKS 1967-2012

YEAR	PLAYER	DATE	SCORE	GOALTENDER(S)
1967-68	R. Paierment	April 13	St. Louis 1 at FLYERS 6	G. Hall
1973-74	R. MacLeish (a)	April 11	Atlanta 1 at FLYERS 5	P. Myre
1974-75	R. MacLeish	April 13	Toronto 3 at FLYERS 6	G. McRae
	R. MacLeish	May 13	NY Islanders 1 at FLYERS 4	G. Reach
1975-76	D. Saleski	April 20	Toronto 1 at FLYERS 7	W. Thomas
	R. Leach(b)	May 6	Boston 3 at FLYERS 6	G. Gilbert
1979-80	B. Barber(c)	May 4	FLYERS 5 at Minnesota 3	G. Meloche
	P. Holmgren	May 15	NY Islanders 3 at FLYERS 8	B. Smith(2), G. Resch
1980-81	B. Barber	April 9	Quebec 5 at FLYERS 8	D. Bouchard
	B. Propp(a)	April 22	Calgary 4 at FLYERS 9	P. Riggan
1984-85	T. Kerr(a,c)	April 13	FLYERS 6 at NY Rangers 5	G. Hanlon
	B. Propp(a)	April 21	NY Islanders at FLYERS 5	B. Smith
1985-86	P. Zazel	April 14	FLYERS 7 at NY Rangers 1	J. Vanbiesbrouck
1986-87	T. Kerr	April 20	NY Islanders 2 at FLYERS 4	K. Hrudey
	P. Eklund	May 10	FLYERS 6 at Montreal 3	B. Hayward(1), P. Roy(2)
1988-89	T. Kerr(a)	April 19	FLYERS 4 at Pittsburgh 2	T. Barrasso
1994-95	J. LeClair	May 21	NY Rangers 4 at FLYERS 5 (OT)	M. Richter
1996-97	E. Lindros	May 20	FLYERS 6 at NY Rangers 3	M. Richter (2), ENG(1)
1999-00	A. Delmore	May 7	Pittsburgh 3 at FLYERS 6	R. Tugnutt (2), P. Skudra (1)
2003-04	K. Primeau	May 2	Toronto 2 at FLYERS 7	E. Belfour (2), T. Kidd (1)
2011-12	S. Couturier (a)	April 13	FLYERS 8 at Pittsburgh 5	M. Fleury
	C. Giroux	April 13	FLYERS 8 at Pittsburgh 5	M. Fleury

(a) Natural Hat Trick, (b) Five Goals, (c) Four Goals

FLYERS PLAYOFF HAT TRICKS AGAINST: 1967-2012

YEAR	PLAYER	DATE	SCORE	GOALTENDER(S)
1970-71	J. Pappin	April 11	Chicago 6 at FLYERS 2	B. Gamble
1975-76	D. Sittler(a)	April 22	FLYERS 5 at Toronto 8	B. Parent
1976-77	L. McDonald(b)	April 17	FLYERS 6 at Toronto 5	W. Stephenson
1979-80	R. Duguay	April 20	FLYERS 2 at NY Rangers 4	P. Peters
1984-85	W. Gretzky	May 25	FLYERS 3 at Edmonton 4	P. Lindbergh
1988-89	M. Lemieux(a)	April 25	FLYERS 7 at Pittsburgh 10	R. Hextall(4), ENG(1)
1996-97	W. Gretzky	May 18	NY Rangers 5 at FLYERS 4	G. Snow
2002-03	A. Mogilny	April 9	Toronto 5 at FLYERS 3	R. Cechmanek(2), ENG(1)
2005-06	J.P. Dumont	April 24	FLYERS 2 at Buffalo 8	R. Esche(2), A. Niittymaki(1)
	J. Pominville	April 24	FLYERS 2 at Buffalo 8	R. Esche(1), A. Niittymaki(2)

(a) Five Goals, (b) Four Goals

FLYERS PLAYOFF PENALTY SHOTS 1967-2012

PLAYER	DATE	OPPONENT	H/A	GOALTENDER	RESULT
Bill Barber	May 7, 1975	NY Islanders	Away	Glenn Resch	No Goal
Ron Sutter	May 28, 1985	Edmonton	Away	Grant Fuhr	No Goal
Dave Poulin	May 30, 1985	Edmonton	Away	Grant Fuhr	No Goal
Eric Lindros	May 11, 1997	Buffalo	Away	Steve Shields	Goal
Eric Desjardins	April 16, 2000	Buffalo	Away	Dominik Hasek	No Goal
Mark Recchi	April 11, 2001	Buffalo	Home	Dominik Hasek	No Goal
Michael Richards	April 15, 2008	Washington	Home	Cristobal Huet	Goal
Ville Leino	May 12, 2010	Boston	Home	Tuukka Rask	No Goal

PLAYOFF PENALTY SHOTS VS. FLYERS: 1967-2012

PLAYER	DATE	OPPONENT	H/A	GOALTENDER	RESULT
Mats Sundin	April 22, 1999	Toronto	Away	John Vanbiesbrouck	No Goal
Robert Reichel	April 21, 2003	Toronto	Away	Roman Cechmanek	No Goal
Derek Roy	April 28, 2006	Buffalo	Home	Robert Esche	No Goal
Andrei Kostitsyn	April 24, 2008	Montreal	Away	Martin Biron	No Goal

PLAYOFF SHUTOUTS 1967-2012

FOR					AGAINST				
YEAR	DATE	OPPONENT	SCORE	FLYERS GOALIE	YEAR	DATE	OPPONENT	SCORE	FLYERS GOALIE
1973	April 8	Minnesota	3-0	Favell	1967-68	April 4	ST. LOUIS	1-0	G. Hall
1974	April 20	NY RANGERS	4-0	Parent	1968-69	April 3	St. Louis	5-0	J. Plante
	May 19	BOSTON	1-0	Parent		April 5	ST. LOUIS	3-0	J. Plante
1975	April 15	TORONTO	3-0	Parent	1972-73	April 4	MINNESOTA	3-0	C. Maniago
	April 17	Toronto	2-0	Parent		April 7	Minnesota	5-0	C. Maniago
	April 29	NY ISLANDERS	4-0	Stephenson	1976-77	May 1	Boston	3-0	G. Cheevers
	May 4	NY Islanders	1-0	Parent	1978-79	April 22	NY Rangers	6-0	J. Oavidson
	May 27	Buffalo	2-0	Parent	1980-81	April 11	Quebec	2-0	D. Bouchard
1977	April 19	TORONTO	2-0	Stephenson	1986-87	April 8	NY RANGERS	3-0	J. Vanbiesbrouck
1980	April 19	NY Rangers	3-0	Peeters	1988-89	May 3	Montreal	3-0	P. Roy
	May 1	MINNESOTA	7-0	Myre		May 7	MONTREAL	3-0	P. Roy
1981	April 16	Calgary	4-0	St. Croix	1995-96	May 2	FLORIDA	2-0	J. Vanbiesbrouck
1985	April 18	NY ISLANDERS	3-0	Lindbergh	1998-99	May 2	TORONTO	1-0	C. Joseph
	April 28	NY ISLANDERS	1-0	Lindbergh	1999-00	April 27	PITTSBURGH	2-0	R. Tugnutt
	May 16	QUEBEC	3-0	Lindbergh	2000-01	April 21	Buffalo	8-0	D. Hasek
1987	April 11	NY RANGERS	3-0	Hextall	2001-02	April 20	OTTAWA	3-0	P. Lalime
	April 16	NY RANGERS	5-0	Hextall		April 22	Ottawa	3-0	P. Lalime
1999	April 22	Toronto	3-0	Vanbiesbrouck		April 24	Ottawa	3-0	P. Lalime
2000	April 16	Buffalo	2-0	Boucher	2005-06	April 30	Buffalo	3-0	R. Miller
2002	April 17	OTTAWA	1-0 (OT)	Cechmanek	2007-08	May 18	Pittsburgh	6-0	M. Fleury
2003	April 27	Ottawa	2-0	Cechmanek					
	May 1	OTTAWA	1-0	Cechmanek					
2004	April 14	New Jersey	3-0	Esche					
2008	April 13	Washington	2-0	Biron					
2009	April 23	Pittsburgh	3-0	Biron					
2010	April 22	New Jersey	3-0	Boucher					
	May 10	Boston	4-0	Boucher/Leighton					
	May 16	MONTREAL	6-0	Leighton					
	May 18	MONTREAL	3-0	Leighton					
	May 22	Montreal	3-0	Leighton					

HOME GAMES IN CAPS

FLYERS COMMUNITY RELATIONS & YOUTH AND AMATEUR HOCKEY

Community Relations

The Philadelphia Flyers are dedicated to improving the Greater Philadelphia Region, which has supported us so well over the years, through our leadership of and assistance with various community events and programs. The Community Relations and Fan Development Departments focus their efforts on programs that assist in the development and positive growth of children, using the sport of hockey as the means to touch the lives of others.

Specific community activities include hospital visits, youth hockey clinics, holiday volunteering, educational assemblies and seminars, and donations of autographed and promotional items to charitable organizations. With support from the entire Flyers organization, we strive to make our community a better place to live.

Community Teammates

The Flyers Community Teammates program was developed to recognize an individual or group for their positive contributions to the local community. The Philadelphia Flyers are accepting nominations for this exciting program. Anyone can nominate a neighbor, friend or relative who makes a difference in the lives of others. The program awards two tickets to a Flyers home game, a personalized Flyers jersey, and recognition on the Arenavision scoreboard during the game.



Nominations must include the person's name, address, e-mail address, telephone number, name of hometown newspaper, and why the individual should be chosen by the Flyers as a Community Teammate. Entries can be submitted via e-mail to flyerscommunity@comcast-spectacor.com, or in writing to:

Philadelphia Flyers
Attn: Flyers Community Teammates
3601 South Broad Street
Philadelphia, PA 19148



Jr. Flyers Club

The Junior Flyers Club is an exciting and fun way for young fans to be part of the Flyers team. The Club is open to all children 14 and under for the low price of \$25. Members receive an official welcome letter from their favorite Flyer as well as exclusive gifts and benefits. As always, the club is free for children and grandchildren of full season ticket holders, however we encourage all children to join so that they feel involved and part of our team as well. Membership runs from September 1, 2012 until August 31, 2013.

Some of the benefits given to Junior Flyers Club members:

- Welcome letter
- Unique gift for all members
- Access to Junior Flyers Club section of Flyers website
- Birthday card from the Flyers
- Exclusive contests available only to members
- In-game features
- Invitation to exclusive annual Junior Flyers Club event

For more information on membership, please contact:

Public Membership-flyerscommunity@comcast-spectacor.com

Season Ticket Holder Membership-flyersservice@comcast-spectacor.com



FLYERS COMMUNITY RELATIONS & YOUTH AND AMATEUR HOCKEY

Face off for Fitness

"Face Off for Fitness" is a program designed to show children the importance of choosing a healthy lifestyle. Members of the Philadelphia Flyers Community Relations staff take this message to area schools, recreation centers, and after-school programs to educate children on the benefits of eating healthy and exercising. Fun activities along with players favorite nutritional recipies are used to increase nutritional awareness and encourage children to make proper decisions based on their knowledge of a healthy lifestyle. For more information, or to book a FOFF program, please call us at **215-218-4334** or email us at **JTempesta@comcast-spectacor.com**.



Holiday Initiatives

During the Holidays the Philadelphia Flyers organization takes a leading role in the community while engaging our fan base in the effort as well! Previous initiatives have included the player's Holiday visit to the Children's Hospital of Philadelphia, a "pre-game meal" at the Ronald McDonald House, and "trick-or-treating" through St. Christopher's Hospital for Children. This past season the Flyers also teamed up with the Salvation Army and Child Abuse Prevention Effort to build a toy mountain of gifts donated by the Flyers themselves and fans of the community.



Awareness Nights

The Community Relations Department embraces the role of community leader and uses that position to address and create awareness to existing and new initiatives. Past awareness nights have touched on Breast Cancer, Diabetes, Autism, and Heart Health. The Flyers are also involved with local initiatives such as Philadelphia Animal Wellness Society (PAWS), promoting the adoption and well being of homeless animals, Greater Philadelphia Cares Coat Drive, and Philabundance Food Drive.

FLYERS COMMUNITY RELATIONS & YOUTH AND AMATEUR HOCKEY



Make Reading Your Goal

Throughout the season the Flyers Community Relations staff visits elementary schools throughout the Delaware Valley to promote literacy and to teach kids the importance of reading outside the classroom. This program was designed to teach kids in grades K-3 that reading can be fun and looks to improve childrens' literacy levels as well as show the value of accomplishing goals.

Special guest readers of the program have included current Flyers players, Flyers wives, alumni, broadcasters and Flyers Ice Team Members.

For additional information or to request a Flyers reading appearance please contact the Flyers Community Relations Department at **215-218-4334** or email us at **JTempesta@comcast-spectacor.com**



Fan Club

One option the Flyers offer to be a part of the team is the Philadelphia Flyers Fan Club. This is an exciting way for fans to get more involved in the team and to receive exclusive news and invitations to several offers and events throughout the year. These many special features are offered only to the Fan Club. As a member of the Philadelphia Flyers Fan Club, you are entitled to:

Newsletter, "The Puck"
Monthly Meetings
Exclusive Trips
An Annual Luncheon and/or Dinner with the Flyers Organization
Road Game Viewing Parties

To find out more information please visit **www.flyersfanclub.org**, or contact MaryAnn Corner at:

MaryAnn Corner
PFFC Corresponding Secretary
3601 South Broad Street
Philadelphia, PA 19148

Get Well Cards / Birthday Cards

The Philadelphia Flyers are pleased to send get-well cards or birthday wishes to any fan that is sick, in the hospital, or celebrating a birthday. Because it is not always possible to send a player on a hospital visit, the Flyers are more than happy to send some get-well cheer to your friend or family member with an autographed get-well card or birthday card for someone's special day.

If you know of a Flyers fan that is in need of a get well wish, please call us at **(215) 952-5763** or email us at: **flyerscommunity@comcast-spectacor.com**, or write to us at:

Philadelphia Flyers
Attn: Community Relations
3601 South Broad Street
Philadelphia, PA 19148

Please be sure to include the name of the person receiving the card, and an address to send it to. Please provide a home address rather than a hospital address because often times rooms change or patients are released and the card may be misplaced.

FLYERS COMMUNITY RELATIONS & YOUTH AND AMATEUR HOCKEY



Flyers Inflatable

The Flyers have an interactive inflatable game that travels to various events to help bring hockey awareness to communities throughout the Delaware Valley. The Flyers inflatable game is a 16' x 16' x 8' slap shot cage that allows fans to take their best shot at beating a stationary goalie. The Flyers inflatable is perfect for any event, large or small.

For more information, or to book an inflatable appearance, please call us at: **(215) 952-5763**.

Hooked on Hockey

Hooked on Hockey is a fun program that seeks to create hockey awareness among children throughout the Delaware Valley. During each Hooked on Hockey clinic, Flyers staff members teach kids basic hockey skills in an enjoyable environment. This summer program introduces children to street hockey while providing them with the fundamentals that will translate to hockey at any level. Each Hooked on Hockey event includes an introduction of basic hockey fundamentals such as stick handling, passing, and shooting through scrimmages, skill competitions, and other fun activities. Flyers Ambassador of Hockey, Bob "The Hound" Kelly, and members of the CR Staff host the event and interact with participants throughout the session. In support of this grassroots initiative, the Flyers will contribute Mylec hockey sticks to all participants in an effort to keep children "hooked on hockey." The Flyers visited 35 locations and got over 4,000 kids "hooked on hockey" during 2011-2012.



For additional information, or to book a Hooked on Hockey event for 2012-2013, please call us at **(215) 952-5763** or email us at: **JTempesta@comcast-spectacor.com**.

Flyers School Assembly Program

The Flyers School Assembly Program was designed to teach children in grades 1-6 the importance of using teamwork to achieve their goals in school, sports, and at home. Flyers Ambassador of Hockey, Bob "The Hound" Kelly, along with members of the CR staff educate students on the meaning of teamwork and why working together can be so important. Kelly also discusses his playing career with the Philadelphia Flyers and the need for safety while playing sports. The program uses creative videos, interactive games and presentations to keep children involved and enthused. All students in attendance receive special Flyers giveaways as well as an interactive Flyers activity book. Over the course of the 2011-12 school year, the Flyers School Assembly Program visited 70 schools and reached over 22,000 students throughout the Greater Philadelphia region.



For more information on booking a Flyers School Assembly for the 2012-2013 school year, please call the Community Relations Department at: **(215) 952-5763** or e-mail **flyersassembly@comcast-spectacor.com**.

FLYERS COMMUNITY RELATIONS & YOUTH AND AMATEUR HOCKEY

Bob "The Hound" Kelly

Bob "The Hound" Kelly serves as the Philadelphia Flyers Ambassador of Hockey. During his twelve year playing career, Kelly played 10 seasons for the Philadelphia Flyers. Kelly, a member of both Flyers' Stanley Cup winning teams in '74 and '75, scored the game-winning goal in game six of the Stanley Cup finals against the Buffalo Sabres to clinch the Stanley Cup for the Flyers on May 27, 1975. Kelly was also a member of the Flyers team that put together a 35 game unbeaten streak during the 1979-80 season; a record that has yet to be broken. Kelly retired from professional hockey in 1982 and has served as the Flyers Ambassador of Hockey since 2003.

Kelly remains committed to the Flyers organization today, and works to spread his love of both hockey and the Flyers while assisting the community. As the Ambassador of Hockey, Kelly visits schools, hospitals, golf outings, and other charitable events to support the surrounding community. Kelly works closely with the CR Department to help the sport of hockey grow by conducting in-line and on-ice hockey clinics. He is an integral part of both the School Assembly Program and the Hooked on Hockey street hockey clinic.

In addition, Flyers Hockey Hall of Famers Gary Dornhoefer and Bernie Parent, along with former longtime employee Joe Kadlec, also represent the organization at community events.

If you are interested in having any of our ambassadors make an appearance at your event, please email us at flyerscommunity@comcast-spectacor.com or send a letter addressed to:

**Philadelphia Flyers
Attn: Community Relations
3601 South Broad Street
Philadelphia, PA 19148**

If you are interested in a school assembly with Kelly or a Hooked on Hockey clinic, please see the appropriate sections.



FLYERS COMMUNITY RELATIONS & YOUTH AND AMATEUR HOCKEY

Donation and Appearance Requests

The Philadelphia Flyers are committed to positively influencing and supporting the community beyond the game of hockey. In keeping with Flyers tradition, we have a responsibility to give back to the community that has supported us for so many years. With that in mind, we are happy to help you or your charity reach your goals as often as possible. If you have a fundraiser and are seeking an item to auction, raffle off, or to be used as a door prize, please write to us. We will do our best to accommodate your request in a timely manner. Please understand that due to the large volume of requests received, all requests must be made 4-6 weeks in advance of the fundraiser date. Please submit requests on organization or event letterhead to:

Philadelphia Flyers
Attn: Community Relations
3601 South Broad Street
Philadelphia, PA 19148

Please be sure to include the following information with your request, failure to include the required items may result in denial. The Donation Policy can also be found online under the Community tab / Community Relations. All requests must include:

Description/mission of the organization
Date, time, and location of the event
Event purpose/ beneficiary
How the item will be used (raffle, door prize, auction, ect.)
Contact name, telephone number, and complete street address

Our players and all of the members of the Flyers organization are committed to assisting the community in whatever ways possible. While the organization and players work to bring home the Stanley Cup, they also recognize their roles as public figures. The Flyers commitment to community involvement inspires players, alumni, and other members of the Flyers' organization to try and accommodate as many public appearances as possible. Please be aware that some appearances may require a fee.

All appearance requests for players, Ambassador of Hockey Bob Kelly, or Flyers Alumni, should be made in writing and addressed to:

Philadelphia Flyers
Attn: Community Relations
3601 South Broad Street
Philadelphia, PA 19148

You may also contact us by phone (215) 952-5763
or by email at: flyerscommunity@comcast-spectacor.com

Our Area of Focus: The Flyers organization places priority on supporting communities where our fans and employees live and work. We support many organizations and charities, including groups assisting disadvantaged youths, educational development, and youth hockey programs. Preference is given to organizations meeting the above criteria. The Philadelphia Flyers are unable to accommodate out-of-area requests, monetary donations, ticket donations, or charitable sponsorships.

FLYERS COMMUNITY RELATIONS & YOUTH AND AMATEUR HOCKEY



For over 40 years, the Philadelphia Flyers have been innovators in the promotion and growth of youth hockey in the Delaware Valley. The Flyers' Youth and Amateur Hockey Department has become the area's driving force behind ice hockey. Originally an information and statistics bureau, the department has expanded to include programs aimed at helping the sport to grow at all levels. With the help of corporate sponsorship, the Flyers are able to reach out into the community and help nearly 50,000 youth hockey players every year while exposing the sport to hundreds of thousands of people on an annual basis.

In addition to being a source of information about ice hockey in the Delaware Valley, the Department runs various instructional and recreational programs, each aimed at a different level of interest.



Youth Hockey Hero

Throughout the season, the Flyers and USA Hockey will honor individuals who have sacrificed countless hours to help grow the game of hockey in the Philadelphia region. Heroes may be nominated by anyone within the local hockey community, and the nomination forms are sent to the Flyers for consideration. The Flyers will select winners based on length of volunteer service and other accomplishments/contributions. Heroes will receive (2) tickets to a select game, where they will be honored during an intermission. A scratched Flyers player will present him/her with an autographed stick.

The Flyers are currently accepting nominations for the 2011-2012 season. Nominations should include the person's name, address, telephone number, occupation, a brief description of the volunteer service performed, and why they should be chosen by the Flyers. Please submit entries by email to: robaer@comcast-spectacor.com, or in writing to:

Philadelphia Flyers Youth and Amateur Hockey
Attn: Youth Hockey Hero
3601 South Broad Street
Philadelphia, PA 19148

FLYERS COMMUNITY RELATIONS & YOUTH AND AMATEUR HOCKEY

Flyers Cup

Each year at the end of high school hockey season, the top 52 local teams compete in the Flyers Cup tournament to determine which schools will represent the Philadelphia region in the Pennsylvania State Championships. The 32nd Annual Flyers Cup wrapped up on March 21, 2011 with Unionville (Girls), Springfield (A), Council Rock South (AA), and LaSalle (AAA) winning the title in their respective divisions.



Delaware Valley Rink Guide

The Youth and Amateur Department publishes an annual guide for hockey programs and rinks in the Delaware Valley. The guide includes information on the 150 rinks in the area, including ice hockey, roller hockey, and street hockey rinks. The guide provides thousands of people in the area with information on hockey clubs, high school leagues, hockey camps, figure skating programs, public skating, and much more. Each rink has its own informational page that even includes a map and directions. The Delaware Valley Rink Guide is a helpful tool for local hockey parents and newcomers to the area.

To request your free guide, call us at **(215) 952-5763**.

Flyers On-Ice Clinics

The Flyers are committed to teaching local youth hockey players basic hockey skills. The Flyers on-ice clinics help children learn the fundamentals of ice hockey while using fun and interactive drills. The Youth and Amateur Hockey Coaching Staff along with Flyers Ambassador of Hockey Bob "The Hound" Kelly, conduct a two-hour clinic. The Clinic is divided into two one-hour sessions, providing each group with a chance to participate on-ice. Each participant will receive an autographed puck, Flyers gifts, the memory of a fun time on the ice, and a better understanding of the game of hockey.

College Hockey Seminar

The Flyers, in conjunction with USA Hockey, will host the 4th Annual College Hockey Seminar at the Wells Fargo Center.



College Hockey coaches from throughout the Philadelphia region and beyond will be on hand to speak with players and parents, and answer their questions. This FREE event is open to all high school-aged hockey players (boys and girls). A few highlights of the program include:

- Hockey Coaches (men and women) from over 30 different NCAA and ACHA programs
- Guest speakers from the Flyers organization
- Financial Aid and Application information available
- Free admission and free parking

For more information, please call the Flyers Youth and Amateur Hockey Department at **(215) 952-5763**.

FLYERS COMMUNITY RELATIONS & YOUTH AND AMATEUR HOCKEY

Flyers Youth Hockey Shootout

The Flyers Youth Hockey Shootout gives young players a chance to show off their skills in a competitive and fun event. The competition is open to children under the age of 14, and takes place during intermission of a Flyers home game. Players compete in a penalty shootout with the winning team advancing in the round robin competition. Interested organizations are entered into a pool, and eight teams from the Squir, Pee Wee, and Bantam categories are randomly selected to participate throughout the season.

Mites on Ice

Mites on Ice is an opportunity for local hockey players in the Mite and Squirt age bracket to participate in an on-ice scrimmage during intermission of a Flyers home game. The program allows children from various club and in-house leagues throughout the Delaware Valley to play in front of a capacity crowd. For most children, this is their first time feeling the thrill of skating on the same ice as their favorite team. They get to experience the same things their favorite players experience each time they take the ice at the Wells Fargo Center. All participants receive a free Flyers jersey, and unforgettable memories.



To find out more about the **Youth Hockey Shootout** or **Mites on Ice**, please call the Youth and Amateur Hockey office at **(215) 952-5276** or email robaer@comcast-spectacor.com.

Flyers Pre-and-Post Hockey Games

The Philadelphia Flyers are now offering a chance for local teams to participate in a hockey game before or after select Flyers home games at the Wells Fargo Center. Just by purchasing group tickets to Flyers home games, teams will have an opportunity to play on the same ice as their Flyers' heroes. For further information, please call the Youth and Amateur Hockey office at **(215) 952-5276** or email robaer@comcast-spectacor.com.

PA State High School Championship

The Flyers Youth and Amateur Hockey Department acts as the area coordinator for the Pennsylvania State High School Championships. The three game event takes place in the early spring, immediately following the Flyers Cup Scholastic Championships. It rotates annually between Philadelphia and Pittsburgh, with the 2012 Championship to be held in the Pittsburgh area.



FLYERS COMMUNITY RELATIONS & YOUTH AND AMATEUR HOCKEY

Hockey Week Across Philadelphia

USA Hockey is leading the hockey community in a nationwide celebration of the sport in "Hockey Weekend Across America," (February 17-19, 2012). The Philadelphia Flyers support this effort with a week of events across the Greater Philadelphia Region to increase public awareness of hockey and provide opportunities for those who have not played hockey to try it.



Flyers Coaching Symposium

Every year the Flyers conduct a symposium for hockey coaches in the Delaware Valley. The symposium is designed to teach local coaches advanced coaching techniques that can be applied to all age levels, and give them an in-depth hockey analysis. The Flyers have a commitment to youth hockey, and that starts at the coaching level. It is important to encourage good habits and techniques in coaches who are responsible for impressionable children in the community. This symposium is targeted to coaches of all hockey levels. Guest speakers have included current Flyers coaches and training staff, the Flyers Youth and Amateur Hockey Staff, college coaches, and nutritionists.



Flyers Sled Hockey Team

Formed in October of 2010, the Flyers Sled Hockey team features top local sled hockey players, including several players that have competed for the U.S. National team. The Flyers will host the 2011 USA Hockey Sled Classic from November 18-20 at the Virtua Center Flyers Skate Zone in Voorhees, NJ.



SPORTS MEDICINE GLOSSARY

ABDUCTION: Movement of a joint away from the center of the body.

ACETABULAR LABRUM: The cartilage flap that is at the edge of the hip joint socket.

ACETABULUM: The "socket" of the hip joint.

AC JOINT (ACROMIOCLAVICULAR JOINT): Joint of the shoulder where acromion process of the shoulder blade and the distal end of the collarbone meet; most shoulder separations occur at this point.

ADDUCTION: Movement of a joint toward the center of the body.

ADHESION: Abnormal adherence of collagen fibers to surrounding structures during immobilization following trauma or as a complication of surgery which restricts normal elasticity of the structures involved; or scar tissue which forms after trauma or surgery which can restrict normal motion.

AEROBIC: Exercise in which energy needed is supplied by oxygen inspired and is required for sustained periods of vigorous exercise with a continually high pulse rate.

ANABOLIC STEROIDS: Steroids that promote tissue growth by creating protein in an attempt to enhance muscle growth. The main anabolic steroid is testosterone (male sex hormone).

ANAEROBIC: Exercise without the use of oxygen as an energy source; short bursts of vigorous exercise.

ANTERIOR: Front of the body.

ANTERIOR CRUCIATE LIGAMENT (ACL): A primary stabilizing ligament within the center of the knee joint that prevents hyperextension and excessive rotation of the joint. A complete tear of the ACL necessitating reconstruction could require up to 12 months of rehabilitation.

ANTI INFLAMMATORY: Any agent, which prevents inflammation, such as aspirin or ibuprofen.

ARTERIOGRAM: A film demonstrating arteries after injection of a dye.

ARTHROGRAM: X ray technique for joints using air and/or dye injected into the affected area; useful in diagnosing meniscus tears of the knee and rotator cuff tears of the shoulder. May be done in combination with plain x-rays, a CAT scan, or with an MRI scan. At the hip, or other joints, a local anesthetic may also be injected to clinically determine whether pain originates from structures within the joint.

ARTHROSCOPE: An instrument used to visualize the interior of a joint cavity.

ARTHROSCOPY: A surgical examination of the internal structures of a joint by means of observation through an arthroscope. An arthroscopic procedure can be used to remove or repair damaged tissue or as a diagnostic procedure in order to inspect the extent of any damage or confirm a diagnosis.

ATROPHY: To shrivel or shrink from disuse; as in muscular atrophy.

BAKER'S CYST: Localized swelling of a bursa sac in the back of the knee as a result of fluid that has escaped from the knee capsule. A Baker's cyst indicates that there is a trauma inside the knee joint that leads to excessive fluid production.

BONE SCAN: An imaging procedure in which a radioactive labeled substance is injected into the body to determine the status of a bone injury. If the radioactive substance is taken up by the bone at the injury site, the injury will show as a 'hot spot' on the scan image. The bone scan is particularly useful in the diagnosis of stress fractures.

BRACHIAL PLEXUS: The confluence of nerve roots, after leaving the cervical vertebrae that eventually form the individual nerves to the arms.

BURNER: An injury to the nerves to the arms, at the neck or brachial plexus, from a traumatic stretching or compression of the nerves. Symptoms typically last minutes to hours.

BURSA: A fluid filled sac located in areas where friction is likely to occur. The bursa sac minimizes the friction, for example, between a tendon and bone.

CARDIAC ATRIUM: One of the two small pumping chambers in the heart.

CARDIAC VENTRICLE: One of the two large, strong pumping chambers of the heart.

CARPAL BONES: The bones that are in the wrist between the metacarpals and the radius and ulna from the forearm.

CARPAL TUNNEL: Anatomical "tunnel" at the palm side of the wrist made from the wrist bones and ligamentous tissue. The median nerve runs through there, supplying the thumb, index finger and middle finger with sensory and motor nerves. Carpal tunnel syndrome refers to symptoms in the hand of numbness, tingling and pain due to compression on the median nerve.

CARTILAGE: Smooth, slippery substance preventing two ends of bones from rubbing together and grating. Most joints use this to cover bones next to each other. A meniscus is made of cartilage.

CAT SCAN (COMPUTERIZED TOMOGRAPHY): Use of a computer to produce a cross-sectional view of the anatomical part being investigated from x ray data.

CELLULITIS: Infection in the surface layers of the skin.

CHONDROMALACIA: Roughening of the articular cartilage. Best known for the roughening of the underside of the kneecap, which can occur in any kneecap injury.

CLAVICLE: Collarbone; the bone connecting the breastbone with the shoulder blade.

CLOSED REDUCTION: Re-alignment of a fracture or dislocation without surgery.

COCCYX: The 'tailbone,' a group of four vertebrae that are fused together to form a small triangular bone, located at the terminal end of the spine.

SPORTS MEDICINE GLOSSARY

CONCUSSION: Jarring injury of the brain resulting in dysfunction. It can be graded as mild, moderate or severe, depending on loss of consciousness, amnesia and loss of equilibrium. Also known as MTBI (minimally traumatic brain injury). Defined as an alteration in neurological function due to trauma to the brain.

CONTUSION: An injury to a muscle and tissues caused by a blow from a blunt object.

CORTICOSTEROIDS: Used to suppress joint inflammation and inflammation in a bursa or near tendons.

COSTOCHONDRAL JUNCTION: Where the rib bone turns into rib cartilage at the front area of the chest.

COSTO-STERNAL JOINT: The joint where the ribs meet the breast bone.

CRYOTHERAPY: A treatment with the use of cold.

CYST: Abnormal sac containing liquid or semi solid matter.

DEGENERATIVE JOINT DISEASE: Changes in the joint surfaces as a result of repetitive trauma and "wear and tear".

DELTOID LIGAMENT: Ligament that connects the tibia to bones of the medial aspect of the foot and is primarily responsible for stability of the ankle on the medial side. Is sprained less frequently than other ankle ligaments.

DELTOID MUSCLE: Muscles at the top of the arm, just below the shoulder, responsible for shoulder motions in the front, side and back.

DISC, INTERVERTEBRAL: A flat, rounded plate between each vertebrae of the spine. The disc consists of a thick fiber ring, which surrounds a soft gel like interior. It functions as a cushion and shock absorber for the spinal column.

DISLOCATION: Complete displacement of joint surfaces.

DYSEQUILIBRIUM: Disordered sense of balance, without true vertigo.

ELECTROENCEPHALOGRAPH (EEG): A test of brain waves to look for areas that can cause seizures or other abnormalities.

ELECTROMYOGRAM (EMG): Test to determine nerve function.

EPICONDYLITIS: Inflammation of tendons at the elbow due to overuse. Common in tennis players (outer part of elbow) and golfers (inner part of elbow).

ETIOLOGY: Study of the cause of injury and disease.

EXTENSION: Action of straightening of a joint as achieved by an extensor muscle.

FASCIA: A connective tissue sheath consisting of fibrous tissue and fat which unites the skin to the underlying tissue.

FAT PERCENTAGE: The amount of body weight that is adipose, fat tissue. Fat percentage can be calculated by underwater weighing, measuring select skin-fold thickness or by analyzing electrical impedance.

FEMORAL HEAD: The "ball" of the hip joint.

FEMUR: Thighbone; longest bone in the body.

FIBULA: Smaller of the two bones in the lower leg; runs from the knee to the ankle along the outside of the lower leg.

FLEXIBILITY: The ability of muscle to relax and yield to stretch forces.

FLEXION: Action of bending of a joint as achieved by a flexor muscle.

FRACTURE: Breach in continuity of a bone. Types of fractures include simple, compound, comminuted, greenstick, incomplete, impacted, longitudinal, oblique, open, stress or transverse.

GADOLINIUM: The "dye" used for MRI scans.

GAMEKEEPER'S THUMB: A stretch of the ulnar collateral ligament of the thumb that loosens the joint at the base of the thumb.

GLENOHUMERAL: The shoulder girdle; consists of the glenoid capsule, head of the humerus and labrum.

GLENOID: Cavity of the scapula into which the head of the humerus fits to form the shoulder girdle.

GLENOID LABRUM: A rim of fibrocartilaginous tissue attached around the margin of the glenoid fossa.

GRADE ONE INJURY: A mild injury in which ligament, tendon or other musculoskeletal tissue may have been stretched, but not torn or otherwise disrupted.

GRADE TWO INJURY: A moderate injury in which musculoskeletal tissue has been partially, but not totally torn, causing appreciable limitation in function of the injured tissue.

GRADE THREE INJURY: A severe injury in which tissue loss has been significant, and in many cases, totally torn or otherwise disrupted, causing a virtual loss of function.

GROIN: Junction of the thigh and abdomen, location of muscles that rotate, flex and adduct the hip.

HAMMER TOE: Condition when the first digit of a toe is at a different angle than the remaining digits of the same toe.

HAMSTRING: Category of muscle that runs from the buttocks to the knee along the back of the thigh. It functions to flex the knee and is often times injured as a result of improper conditioning or lack of muscle flexibility.

HEMARTHROSIS: Accumulation of blood within a joint as a result of an acute injury.

HEMATOMA: Mass produced by an accumulation of coagulated blood in a cavity or in soft tissues.

HIGH ANKLE SPRAIN: Disruption of thick connective tissue between the tibia and fibula above the ankle joint. Often caused by a hyperextension of the ankle.

HIP POINTER: Contusion to the iliac crest.

HYDROTHERAPY: Treatment using water.

HYPEREXTENSION: Extreme extension of a limb or body part.

HYPHEMA: Small amounts of blood in the front chamber of the eye caused by trauma.

ICE AND STIMULATION: Use of ice to reduce inflammation and muscle stimulation by surface electrodes to maintain muscle strength used in rehabilitation of injury.

SPORTS MEDICINE GLOSSARY

ILIOFEMORAL BAND: A thick, wide fascial layer that runs from the iliac crest to the knee joint on the outside of the thigh.

IMPACT ©: The computerized neuropsychological testing program, developed at the University of Pittsburgh that the NHL has adopted for the 2007-08 season.

IMPINGEMENT: A pinching of a structure, such as rotator cuff impingement sign when the shoulder is raised in certain directions which cause shoulder and upper arm pain. Also seen at the labrum of the hip.

INFLAMMATION: The body's natural response to injury in which the injury site might display various degrees of pain, swelling, heat, redness and/or loss of function.

ISOMETRIC CONTRACTION: Muscular contraction in which tension is developed but no mechanical work is done.

LABRUM (LABRUM GLENOIDALE): The cartilage of the glenoid cavity in the shoulder. A lip edged or lip like structure.

LATERAL: On the outer side of a body structure, furthest from the midline of the body.

LATERAL COLLATERAL LIGAMENT (LCL): Ligament of the knee along the outer aspect that connects the femur to the fibula. It provides lateral stability to the joint.

LIGAMENT: Band of fibrous tissue that connects bone to bone or bone to cartilage and supports and strengthens joints.

MAGNETIC RESONANCE IMAGING (MRI): Imaging procedure in which a radio frequency pulse causes certain electrical elements of the injured tissue to react to this pulse and through this process a computer display and permanent film establish a visual image. MRI does not require radiation and is very useful in the diagnosis of soft tissue, disc and meniscus injuries.

MANDIBLE: Jaw bone.

MEDIAL: On the inner side of a body structure, closest to the midline of the body.

MEDIAL COLLATERAL LIGAMENT (MCL): Ligament of knee along the inner aspect that connects the femur to the tibia.

MENISCUS: Crescent-shaped cartilage, usually pertaining to the knee joint; also known as cartilage. There are two menisci in the knee - medial and lateral. These work to absorb weight within the knee and provide stability.

METACARPALS: Five long bones of the hand, joining the fingers to the wrist.

METATARSALS: Five long bones of the foot, running from the ankle to the toes.

MSSA (METHICILLIN RESISTANT STAPH AUREUS): A skin bacteria that has become resistant to common penicillins and related antibiotics which can be involved in skin and blood stream infections.

MSSA (METHICILLIN SENSITIVE STAPH AUREUS): A skin bacteria that is still sensitive to common penicillins and related antibiotics.

MYOSITIS: Inflammation of a muscle.

NEUROPRAXIA: A temporary dysfunction of a peripheral nerve.

NEUROPSYCHOLOGICAL TESTING: Written or computerized tests which measure memory functions, reaction speeds, and learning functions of the brain. In sports, commonly performed as a part of the clinical evaluation of concussion.

OPEN REDUCTION: Re-alignment of a fracture or dislocation with surgery.

ORBIT: The complex of facial bones creating the socket for the eyeball, its nerves and muscles, in the skull.

ORTHOTIC: Any device applied to or around the body of physical impairment of disability. Commonly used to control foot mechanics.

OSTEITIS PUBIS: An inflammation in the joint of the pelvic bones just above the genital area.

OSTEOCHONDRITIS DESSICANS: A piece of bone and/or cartilage loosened from its attachment after trauma and a cause of a lesion.

OSTEOMYELITIS: An inflammatory disease of bone caused usually by infection with streptococcus or staphylococcus bacteria.

PATELLA: The kneecap. The patella functions to protect the distal end of the femur as well as increase the mechanical advantage and force generating capacities of the quadriceps muscle group.

PHOTOREFRACTIVE KERATECTOMY (PRK): Type of laser eye surgery used to correct mild to moderate nearsightedness, farsightedness, and/or astigmatism.

PLANTAR FASCIITIS: Inflammation of the plantar (a thick tissue on the bottom of the foot which helps create the arch) fascia; associated with overuse or acute foot injury.

PNEUMOTHORAX: Air inside the chest cavity and outside of the lung. Can be associated with chest trauma. Can be associated with collapse of the lung.

POSTERIOR: Back of the body.

POSTERIOR CRUCIATE LIGAMENT (PCL): A primary stabilizing ligament of the knee that provides significant stability and prevents displacement of the tibia backward within the knee joint. A complete tear of this ligament necessitating reconstruction could require up to 12 months of rehabilitation.

QUADRICEP MUSCLES: A group of four muscles of the front thigh that run from the hip and form a common tendon at the patella; they are responsible for knee extension.

RADIUS: Bone in the forearm from elbow to the thumb side of the wrist.

RECONSTRUCTION: Surgical rebuilding of a joint using natural, artificial or transplanted materials.

SPORTS MEDICINE GLOSSARY

ROTATOR CUFF: Comprised of four muscles in the shoulder area that can be irritated by overuse. The muscles are the supraspinatus (most commonly injured), infraspinatus, teres minor and subscapularis.

SACROILIAC: Junction of the sacrum, the lower back bone, with the pelvis.

SACRUM: Group of five fused vertebrae located just below the lumbar vertebrae of the lower back, which form part of the pelvis.

SCAPULA: Shoulder blade.

SCIATICA: Irritation of the sciatic nerve resulting in pain or tingling running down the inside of the leg.

SCIATIC NERVE: Major nerve that carries impulses for muscular action and sensations between the low back and thigh and lower leg; it is the longest nerve in the body.

SHIN SPLINT: A catch all syndrome describing pain in the shin that is not a fracture or tumor and cannot be defined otherwise.

SPLEEN: Large, solid organ responsible for the normal production and destruction of blood cells located under the left rib cage.

SPONDYLOSIS: Abnormal vertebral fixation or immobility, or a general term for arthritis of the spine.

SPORTS HERNIA (PREVIOUSLY KNOWN AS A HOCKEY HERNIA): Not a true tear, or hole, in the abdominal lining, but rather a weakened, possibly inflamed, area in the lower abdominal region from repetitive use of powerful lower abdominal and groin muscles. Seen especially in athletes engaged in ice hockey, soccer or football.

SPRAIN: Injury resulting from the stretching or twisting of the joint and causes various degrees of stretching or tearing of a ligament or other soft tissue at the joint.

STERNOCLAVICULAR JOINT: The joint where the collar bone meets the breast bone.

STERNUM: The breast bone.

STINGER: Same as a "burner".

STRAIN: Injury resulting from a pulling or torsion to the muscle or tendon that causes various degrees of stretching or tearing to the muscle or tendon tissue.

STRESS FRACTURE: A hair line type of break in a bone. Caused by overuse.

SUBCONJUNCTIVAL HEMORRHAGE: A broken blood vessel over the white of the eye. Does not affect vision.

SUBLUXATION: Partial dislocation of a joint. The term usually implies that the joint can return to a normal position without formal reduction.

SULFA ANTIBIOTICS: A group of medications used to treat bacterial illnesses. Used as one of the first choices against MRSA.

SYNOVIAL FLUID: Lubricating fluid for joints and tendons, produced in synovium, or the inner lining of a joint.

SYNOVITIS: Inflammation of the synovial lining of a joint.

TALUS: The ankle bone that articulates with the tibia and fibula to form the ankle joint.

TARSALS: Group of seven bones of the foot consisting of the calcaneus, talus, cuboid and three cuneiform bones.

TENDINITIS: Inflammation of the tendon and/or tendon sheath, caused by chronic overuse or sudden injury.

TENDON: Tissue that connects muscle to bone.

TENOSYNOVITIS: Swelling or inflammation of a tendon sheath caused by calcium deposits, repeated strain or trauma.

TIBIA: Shin bone; larger of the two bones of the lower leg and is the weight bearing bone of the shin.

TISSUE GLUE: A substance similar to "Crazy glue" that can be used instead of sutures or staples to close simple cuts to the skin.

TRANSCUTANEOUS ELECTRICAL NERVE STIMULATOR (TENS): An electrical modality that sends a mild current through pads at the injury site which stimulates the brain to release the natural analgesic endorphin.

TRANSVERSE PROCESS: Small lateral projection off the right and left side of each vertebrae that functions as an attachment site for muscles and ligaments of the spine.

TRICEPS: Muscle of the back of the upper arm, primarily responsible for extending the elbow.

ULNA: Inner bone of the forearm that runs from the tip of the elbow to the little finger side of the wrist.

ULNAR NERVE: Nerve in the elbow commonly irritated from excessive throwing.

ULTRASOUND: An electrical modality that transmits a sound wave through an applicator into the skin to the soft tissue in order to heat the local area for relaxing the injured tissue and/or disperse edema...Also a type of imaging study for certain body areas.

V O₂ MAX: A measure of aerobic fitness, measuring the maximal uptake of oxygen a person can achieve with exercise.

VERTEBRA: The bones that make the spinal column. Divided into cervical (neck), thoracic (chest) and lumbar (low back) regions.

VERTIGO: Dizziness with a sensation of the world spinning around a person. Can be caused by trauma, viral illnesses, or occurs spontaneously.

"WIND KNOCKED OUT": Syndrome describing a contraction of the abdominal nerve trunk, the solar plexus, as a result of an abdominal contusion.

ZYGOMA: The cheek bone.

Edited by Dr. Gary W. Dorshimer and Flyers Athletic Trainer & Strength and Conditioning Coach Jim McCrossin

NHL INFORMATION

EASTERN CONFERENCE

ATLANTIC

New Jersey
New York Islanders
New York Rangers
Philadelphia
Pittsburgh

NORTHEAST

Boston
Buffalo
Montreal
Ottawa
Toronto

SOUTHEAST

Carolina
Florida
Tampa Bay
Washington
Winnipeg

WESTERN CONFERENCE

CENTRAL

Chicago
Columbus
Detroit
Nashville
St. Louis

NORTHWEST

Calgary
Colorado
Edmonton
Minnesota
Vancouver

PACIFIC

Anaheim
Dallas
Los Angeles
Phoenix
San Jose

Once again this season, the Flyers will play in the Atlantic Division of the Eastern Conference with the New Jersey Devils, New York Islanders, New York Rangers and Pittsburgh Penguins. The Flyers will take on each of their division rivals six times – three at home and three on the road. They will play the teams from the Northeast Division (Boston Bruins, Buffalo Sabres, Montreal Canadiens, Ottawa Senators and Toronto Maple Leafs) and Southeast Division (Carolina Hurricanes, Florida Panthers, Tampa Bay Lightning, Washington Capitals and Winnipeg Jets) a total of four times each, twice at home and twice on the road, for a total of 64 games within the Eastern Conference.

The remaining 18 games will come against Western Conference opponents. The Flyers will play home-and-home series this season against three Western Conference foes – the Chicago Blackhawks, the Minnesota Wild and the San Jose Sharks. Anaheim, Calgary, Colorado, Dallas, Detroit and Edmonton will all visit the Wells Fargo Center this season, and the Flyers will pay one-way visits to Columbus, Los Angeles, Nashville, Phoenix, St. Louis and Vancouver.

STANLEY CUP PLAYOFF FORMAT

The National Hockey League's 30 clubs are aligned into two conferences, each consisting of three divisions (Eastern Conference: Atlantic, Northeast, Southeast; Western Conference: Central, Northwest, Pacific). The number of teams qualifying for the 2009 Stanley Cup Playoffs will be 16.

First-round playoff berths will be awarded to the first-place team in each division, as well as to the next five-best teams (based on regular-season point totals in each conference). The three division winners in each conference will be seeded first through third (in order of points) and the next five best teams (in order of points) will be seeded fourth through eighth. In each conference, the team seeded #1 will play the team seeded #8, #2 vs. #7, #3 vs. #6, and #4 vs. #5 in the Conference Quarterfinal round. Home-ice in the Conference Quarterfinals is granted to those teams seeded first through fourth in each conference.

In the Conference Semifinals and Conference Finals, teams will be re-seeded according to the same criteria as the Conference Quarterfinals (division leaders will be seeded first and granted home-ice advantage while the remaining teams will be seeded in order of regular-season points). Home-ice advantage in the Stanley Cup series will be determined by points. All series are best-of-seven.

PHILADELPHIA FLYERS MEDIA INFORMATION & WELLS FARGO CENTER INFORMATION

EXECUTIVE OFFICES:

Broad Street entrance, West side (215) 465-4500.

WELLS FARGO CENTER BOX OFFICE:

Broad Street South side, Box Office is open:

Weekdays 9 am to 6 pm
Saturdays 10 am to 4:30 pm
Sundays & Holidays Event days only

Tickets for all Wells Fargo Complex events can be purchased at the Wells Fargo Center Box Office and select ACME locations.

TICKETS FOR UPCOMING EVENTS:

Main Concourse Level, opposite Section 104.

WILL CALL:

Wells Fargo Center Box Office, Designated Windows.

GUEST SERVICES CENTERS:

Main Concourse Level in the Broad Street Atrium.
Mezzanine Concourse Level, Broad Street South side.

SECURITY OFFICE:

Main Concourse Level, Broad Street West side.

FIRST AID ROOM:

Main Concourse Level, 11th Street North side.

PUBLIC TELEPHONES:

Main Concourse and Mezzanine Levels, various locations.

SMOKING POLICY:

Wells Fargo Center is a smoke-free facility.

TELEPHONE SERVICE:

Requests for telephone lines in press box or other areas should be directed to Shirley Posey in the Wells Fargo Center Operations Department at (215) 389-9475.

FLYERS MEDIA WEBSITE:

The Flyers PR department maintains a password-protected media information page. Updated on a daily basis, this page contains archived press releases, postgame notes & quotes, practice schedules, teleconference transcripts, and much more. For login information, please contact a member of the Flyers PR department.

CREDENTIALS:

Credentials are required for access into the building. Season passes are issued to those media members who regularly cover the Flyers. Individual game passes may be applied for by contacting the Flyers Public Relations Department via email at flyerscredentials@comcast-spectacor.com at least 24 hours prior to a game. Press box space is limited. For this reason, the Flyers ask that any media member holding a season pass and not covering a game to notify the Flyers Public Relations Office by NOON on the day of the game at (215) 389-9554, especially during the latter part of the regular season and the playoffs.

BLOGGERS & WEBSITE MEDIA (unaffiliated with a traditional media outlet):

The Flyers have in the past granted game-by-game credentials to selected blogs and websites. Due to space constraints in the Flyers locker room and in the press box, the Flyers are no longer granting credentials to blogs other than the ones that have regularly attended in the past.

Bloggers are welcome to contact the Flyers PR department at (215) 389-9554 to be added to the team's postgame distribution lists, which include postgame quotes and statistical information.

PHOTOGRAPHERS:

Photographers from accredited magazines, newspapers and wire services may shoot from designated areas. Positions are assigned on a period-by-period basis by Gene Prince, Press Box Steward. Those photographers who need access to strobes must contact the Flyers Public Relations Department at least 24 hours prior to a game at (215) 389-9554.

PRESS PARKING:

Media members attending a Flyers game at the Wells Fargo Center should park in F-lot, located north of the Wells Fargo Center along 11th Street. Access to this lot is by permit only. Media members who cover the Flyers on a regular basis will receive parking passes. Parking space is limited and is on a first come, first-served basis.

PRESS ENTRANCE:

Media members attending Flyers games at the Wells Fargo Center should enter the building on the North side of the Building through the press entrance, which is located on the Main Concourse level and is marked as Stairwell 18. All media members are asked to have their passes ready to present to security at the entrance.

PRESS LOUNGE:

The press lounge is located in the Northeast corner of the Event Floor Level (Level One). Game notes, press kits and food are available to the media in the press lounge during the course of an event. Storage and working space is also made available for media members' use in the press lounge. Meals are served two hours before face-off time. Refreshments are available during the game.

LOCKER ROOMS:

The locker rooms are located on the West side (Broad Street) of the Event Level. Unless otherwise indicated, locker rooms are open to the media after the game only. All media members are asked to have their passes ready to present to security at the entrance. No autographs are permitted in the locker room area.

PRESS BOX:

The press box, located on the East side (11th Street) of the Balcony Level (Level Seven), is accessible from both the press lounge and from the concourse via a press elevator, located in the Northeast corner of the building. The following services are provided to all media members in the press box:

1. Pre-game and post-game information, statistics and summaries
2. Updates during the game regarding statistics & officiating decisions and other items of interest.
3. Closed circuit television monitors of game action
4. Work area

TELEVISION TRUCKS:

Television stations/networks covering events at the Wells Fargo Center should contact Chris Corey (215-952-5364; ccorey@comcast-spectacor.com) of the Electronic Media Department with technical requirements and Casey Heverling (215-389-9490; cheverling@comcast-spectacor.com) in the Operations Department regarding parking and security. Television trucks will be able to park and connect to the Wells Fargo Center on the north side of the Event Level. Trucks should enter the Wells Fargo Center from the 11th Street entrance and proceed to the loading dock area.

MEDIA SERVICES STAFF:

Sr. Director of Communications..... Zack Hill
Manager, Public Relations Joe Siville
Manager, Broadcasting & Media Services..... Brian Smith
Press Box Steward Gene Prince
V.P., Security and Services..... Mike Hasson
Event Security Manager Tom McFlynn
Event Managers Todd Stoudenmire
Brian Caputo
Mike Sulkies

Press Box Phone..... (215) 336-3600 ext. 2115

FLYERS MEDIA

PHILADELPHIA FLYERS PUBLIC RELATIONS CONTACTS



Zack Hill
Senior Director,
Communications



Joe Siville
Manager, Public
Relations



Brian Smith
Manager, Broadcasting
& Media Services

PHILADELPHIA FLYERS MEDIA



Sam Carchidi
Philadelphia Inquirer



Wayne Fish
Bucks County Courier
Times



Dan Gelston
Associated Press



Randy Miller
Camden Courier Post



Frank Seravalli
Philadelphia Daily News



Tim Panaccio
CSNPhilly.com



Anthony Sanfilippo
Delaware County Daily
Times



Lisa Hillary
Comcast SportsNet

This image shows a single sheet of white paper with horizontal ruling lines. The lines are evenly spaced and run across the width of the page. There is no handwriting or other markings on the paper.

NOTES

This image shows a single sheet of white paper with horizontal blue or grey ruling lines. The lines are evenly spaced and run across the width of the page. There is no handwriting or other markings on the paper.

This image shows a single sheet of white paper with horizontal ruling lines. The lines are evenly spaced and run across the width of the page. There are no margins, text, or other markings on the paper.



**ZERO
CALORIES
MAXIMUM
PEPSI® TASTE
ALL FLYERS®**



PEPSI, PEPSI MAX and the Pepsi Globe are registered trademarks of PepsiCo, Inc. All NHL logos and marks and NHL team logos and marks depicted herein are the property of the NHL and the respective NHL teams and may not be reproduced without the prior written consent of NHL Enterprises, L.P. © NHL 2011. All Rights Reserved. YAH144543-9/11



2012-13 PHILADELPHIA FLYERS

OCTOBER

SUN	MON	TUE	WED	THU	FRI	SAT
	1	2	3	4	5	6
7	8	9	10	11 <small>8:00</small>	12	13 <small>NYI 7:00</small>
				NBCSN		CSN
14	15	16	17	18 <small>7:00</small>	19 <small>PHI 7:00</small>	
				CSN		
21	22	23	24	25 <small>ANON 7:30</small>	26 <small>PHI 7:00</small>	
				CSN		
28 <small>BLU 8:00</small>	29	30	31			
CSN		CSN				

NOVEMBER

SUN	MON	TUE	WED	THU	FRI	SAT
						1 <small>PHI 7:00</small>
4 <small>NYI 7:00</small>	5	6 <small>BLU 7:00</small>	7	8 <small>CSN 7:00</small>	9	10 <small>CSN 7:00</small>
CSN		CSN		CSN		CSN
11	12	13 <small>PHI 7:00</small>	14	15	16 <small>BLU 7:00</small>	17 <small>BLU 7:00</small>
		CSN			CSN	CSN
18	19	20	21 <small>PHI 7:00</small>	22	23 <small>PHI 7:00</small>	24 <small>NYI 7:00</small>
			CSN	CSN		CSN
26	27	28	29 <small>TOR 7:00</small>	30 <small>NYI 7:00</small>		
			CSN	CSN		

DECEMBER

SUN	MON	TUE	WED	THU	FRI	SAT
						1 <small>FLA 5:30</small>
2	3	4 <small>TOR 7:00</small>	5	6 <small>FLA 5:30</small>	7	8 <small>NYI 7:00</small>
		CSN		CSN		CSN
9 <small>NYI 7:00</small>	10	11 <small>FLA 7:00</small>	12	13 <small>NYI 7:00</small>	14	15 <small>CSN 7:00</small>
				TOR		
16	17	18	19 <small>FLA 7:00</small>	20	21 <small>PHI 7:00</small>	22
			NBCSN		TOR	
23 <small>OTT 5:00</small>	24	25	26	27 <small>NYI 8:00</small>	28	29 <small>STL 8:00</small>
CSN				CSN		CSN
30	31 <small>PHI 8:00</small>					
	CSN					

HOMER

AWAY

JANUARY

SUN	MON	TUE	WED	THU	FRI	SAT
		1	2	3 <small>LA 10:30</small>	4	5 <small>PHI 10:30</small>
6 <small>LA 10:30</small>	7	8	9	10 <small>LA 10:30</small>	11	12 <small>NYI 7:00</small>
CSN				CSN		CSN
13	14	15 <small>WPG 8:00</small>	16	17	18	19 <small>PHI 7:00</small>
		TOR		CSN		CSN
21 <small>CSN 12:30/7:30</small>	22	23 <small>PHI 7:00</small>	24	25	26	27
NBCSN		CSN				
27	28	29 <small>BLU 8:00</small>	30	31		
	CSN					

FEBRUARY

SUN	MON	TUE	WED	THU	FRI	SAT
					1 <small>PHI 7:00</small>	2 <small>PHI 7:00</small>
3	4	5 <small>PHI 7:00</small>	6	7 <small>FLA 7:00</small>	8	9 <small>PHI 7:00</small>
		CSN		CSN		CSN
10	11	12 <small>PHI 7:00</small>	13	14 <small>CSN 7:00</small>	15 <small>PHI 7:00</small>	16
		CSN		CSN		CSN
17 <small>NYI 8:00</small>	18	19	20 <small>PHI 7:00</small>	21 <small>FLA 7:00</small>	22	23 <small>COL 7:00</small>
NBCSN			NBCSN			CSN
24	25 <small>NYI 7:00</small>	26	27 <small>PHI 7:00</small>	28		
	CSN		NBCSN			

MARCH

SUN	MON	TUE	WED	THU	FRI	SAT
					1 <small>PHI 7:00</small>	2 <small>TOR 7:00</small>
3	4 <small>PHI 7:00</small>	5	6	7	8	9 <small>PHI 7:00</small>
	CSN					CSN
10 <small>PHI 7:00</small>	11	12	13 <small>PHI 7:00</small>	14	15 <small>PHI 7:00</small>	16
			NBCSN		CSN	
17 <small>FLA 8:00</small>	18	19	20	21 <small>CSN 7:00</small>	22	23
CSN	TOR				CSN	
24 <small>PHI 7:00</small>	25	26 <small>NYI 7:00</small>	27	28 <small>NYI 7:00</small>	29	30 <small>PHI 7:00</small>
NBCSN		CSN		CSN		CSN
31 <small>PHI 7:00</small>						
NBCSN						

APRIL

SUN	MON	TUE	WED	THU	FRI	SAT
	1	2 <small>NBCSN 7:30</small>	3	4 <small>OTT 7:30</small>	5	6 <small>WPG 7:00</small>
		CSN		CSN		CSN
7	8	9 <small>PHI 7:00</small>	10	11 <small>OTT 7:00</small>	12	13 <small>PHI 7:00</small>
		CSN		CSN		NBC

All times are Eastern, PM and subject to change.

CSN = Comcast Sportsnet

TOR = The Comcast Network

NBC = NBC Sports

NSN = NBC Sports Network