




2009-2010 PHILADELPHIA FLYERS

# MEDIA GUIDE



 FLYERS HOCKEY

# RELENTLESS

 WACHOVIA CENTER  
Comcast Spectacor

PHILADELPHIAFLYERS.COM

# TABLE OF CONTENTS

## THE ORGANIZATION ..... 1

Comcast-Spectacor .....	2
Staff Directory .....	4
Ed Snider .....	5
Peter A. Luukko .....	6
Fred Shabel .....	7
Jay Halbert / Phil Weinberg .....	8
Senior Management .....	9
Wachovia Center .....	10

## PHILADELPHIA FLYERS DIRECTORY ..... 16

Paul Holmgren .....	19
John Stevens .....	20
Craig Berube / Jack McIlhargey .....	21
Joe Mullen / Jeff Reese .....	22
Derian Hatcher / Adam Patterson .....	23
Bob Clarke .....	24
Barry Hanrahan / John Paddock .....	25
Chris Pryor / Don Luce .....	26
Dave Brown / Athletic Trainers .....	27
Equipment Managers .....	28
Flyers Executive Staff .....	29
Ron Ryan / Keith Allen .....	33
Flyers Personnel .....	34
Broadcasters .....	41

## THE PLAYERS ..... 43

The Philadelphia Flyers .....	44
In The System Players .....	100
2009 Draft Choice Profiles .....	132
Adirondack Phantoms .....	134

## 2008-09 FINAL STATISTICS

### AND RECORDS ..... 136

Stanley Cup Playoff Results .....	139
NHL Award Winners .....	140
Final Regular Season Scoring .....	141
Game-by-Game Summary .....	142
Final Playoff Scoring .....	146
Playoff Game-by-Game Results .....	147
Flyers vs. NHL Teams .....	148

## ALL-TIME STATISTICS

### AND RECORDS ..... 178

All-Time Record vs. NHL Teams .....	180
vs. NHL Teams At-A-Glance .....	182
Regular Season Records: Year-by-Year .....	197
Regular Season Home and Road Records .....	198
Regular Season Overtime Records .....	198
Regular Season Home Attendance Records .....	199
Regular Season Opening Game Records .....	200
Coaching Records .....	201

## REGULAR SEASON TEAM LEADERS ... 202

Top Rookie Scorers .....	203
Regular Season Scoring and Penalty Records .....	204
Regular Season Goaltender Records .....	208
Regular Season Leaders .....	209
Regular Season Streaks .....	210
Flyers All-Time Regular Season Records .....	211
Flyers Penalty Shots .....	215
Penalty Shots vs. Flyers .....	216
Flyers Hat Tricks .....	216
Hat Tricks vs. Flyers .....	220
Flyers Shutouts .....	223
Shutouts vs. Flyers .....	225
Regular Season Overtime Decisions .....	226
Flyers Year-by-Year Shootout Results .....	229
All-Time Draft Choices .....	231
All-Time Roster .....	234
Flyers Stanley Cup and Streak Teams .....	239
All-Time Coaches, Captains, and General Managers .....	239
Trades Since The Team's Inception .....	240
Honor Roll .....	248
Flyers History .....	251

## FLYERS PLAYOFF HISTORY ..... 263

Playoff Records vs. NHL Teams .....	263
Series Records vs. NHL Teams .....	264
Team-by-Team Playoff History .....	265
All-Time Overtime Playoff Records vs. NHL Teams .....	266
Stanley Cup Playoff Results: Year-by-Year .....	266
Playoff Scoring Records .....	271
Playoff Goaltender Records .....	273
Playoff Leaders .....	274
Playoff Game-Winning Goals .....	274
All-Time Playoff Records: Team & Individual .....	275
Seventh Game Playoff Results .....	280
Series Record When .....	280
Playoff Overtime Results .....	281
Playoff Hat Tricks, Penalty Shots & Shutouts .....	282

## FLYERS COMMUNITY RELATIONS ..... 284

## NHL INFORMATION ..... 294

Sports Medicine Glossary .....	294
How To Figure .....	298
Hockey Operations .....	299
NHL Team Directory .....	302
NHL Staff Directory .....	303
Divisional Alignment / Playoff Format .....	304
Calendar of Events .....	305
Regular Season Schedule .....	306

## MEDIA INFORMATION ..... 312

Flyers Media .....	313
--------------------	-----

## 2008-09 FLYERS SCHEDULE ..... 314






# Providing a Total★Entertainment Experience

**A**s a total entertainment provider, Comcast-Spectacor brings the finest sports and entertainment events, attractions, and services to millions of customers each year at nearly 100 arenas, stadiums, convention centers, theaters, and other public assembly venues throughout the world.

In addition to owning the **Philadelphia Flyers** and the **Philadelphia 76ers**, Comcast-Spectacor manages and operates arenas, convention centers, stadiums, and theaters through its subsidiary **Global Spectrum**; provides food, beverage, and catering services to these and other venues through its subsidiary **Ovations Food Services**; sells millions of tickets to events and attractions at a variety of public assembly venues through its subsidiary **New Era Tickets**; and enhances revenue streams for public assembly facilities and other clients through its subsidiary **Front Row Marketing Services**.

Comcast-Spectacor also owns a series of community ice hockey rinks, **Flyers Skate Zone**; a 24-hour regional TV sports network, **Comcast SportsNet Philadelphia**; and produces ten ice skating extravaganzas aired nationally on the NBC television network through a partnership with **Disson Skating**.

Philadelphia Flyers • Philadelphia 76ers • Global Spectrum • Ovations Food Services • New Era Tickets • Front Row Marketing • Wachovia Complex •



Wachovia Complex • Flyers Skate Zone • Comcast SportsNet • Disson Skating • Comcast-Spectacor Foundation • Philadelphia Flyers • Philadelphia





Comcast-Spectacor is committed to improving the quality of life for people in the communities it serves. The **Comcast-Spectacor Foundation**, encompassing Flyers, Sixers, and Global Spectrum Charities, has contributed nearly \$20 million to countless recipients and touched hundreds of thousands of lives.

The principal focus of the Foundation is to support non-profit organizations that provide educational and recreational resources to underserved youth and to causes that engage in medical research and other important healthcare activities.

Comcast-Spectacor is part of the Comcast Corporation, the nation's leading provider of cable, entertainment, and communications products and services with 24.2 million cable customers, 11.4 million high-speed Internet customers, and 2.5 million voice customers. Comcast owns E! Entertainment Television, Style Network, The Golf Channel, Versus, G4, AZN Television, PBS Kids Sprout, TV One, and 11 regional Comcast SportsNets.

**comcast-spectacor.com**

• Flyers Skate Zone • Comcast SportsNet • Disson Skating • Comcast-Spectacor Foundation • Philadelphia Flyers • Philadelphia 76ers • Global Spectrum •



76ers • Global Spectrum • Ovations Food Services • New Era Tickets • Front Row Marketing • Wachovia Complex • Flyers Skate Zone • Comcast SportsNet



# COMCAST-SPECTACOR STAFF DIRECTORY

## Office of the Chair

Ed Snider .....Chairman  
 Peter A. Luukko .....President & Chief Operating Officer  
 Fred Shabel .....Vice Chairman  
 Jay Halbert .....Executive Vice President,  
 Chief Financial Officer  
 Phil Weinberg .....Executive Vice President,  
 General Counsel  
 Sandy Lipstein .....Emeritus

## Comcast-Spectacor Senior Management

Joe Croce .....Sr. Vice President, Sales  
 John Page .....Sr. Vice President/COO, Global Spectrum  
 Mary Ann Saleski .....Sr. Vice President,  
 Comcast-Spectacor Foundation  
 Mich Sauers .....Sr. Vice President,  
 Business Development  
 Michael Ahearn .....Vice President, Operations  
 Bob Baer .....Vice President,  
 Finance & Corporate Controller  
 Lew Bostic .....Vice President, Risk Management  
 Gail Clark .....Vice President, Project Development  
 Fran Cassidy .....Vice President, Premium Seating  
 Dan Clemmens .....Vice President, Finance  
 Mark DiMaurizio .....Vice President, Technology Solutions  
 Pat Ferrill .....Vice President,  
 Risk Management and Development  
 Todd Glickman .....Vice President,  
 Sales & Client Relations, Global Spectrum  
 Mike Hasson .....Vice President, Security and Services  
 Lane Miller .....Vice President, Human Resources  
 Peggy Moroz .....Vice President, 3601 Creative Group  
 Tim Murphy .....Vice President and General Manager,  
 Wachovia Complex  
 Ike Richman .....Vice President, Public Relations  
 Brian Rothenberg .....VP, Sr. Assistant General Counsel  
 Bob Schwartz .....Vice President, Marketing

## Group Sales

Tom McDonnell .....Director  
 Katie Porco .....Office Coordinator  
 Brian Adams .....Sports Account Executive  
 Wally Elliot .....Sports Account Executive  
 Reta Feldman .....Sports Account Executive  
 Matt Oldsey .....Sports Account Executive  
 Joe Rossi .....Sports Account Executive

## Aramark

Scott Kleckner .....Resident District Manager

## Premium Seating

Jimmy Dunk .....Director  
 Julie Battista .....Manager of Finance & Inventory  
 Anthony Monaco .....Sales Manager  
 Chris Genther .....Sr. Sales Executive  
 Jamie Pilka .....Sales and Marketing Coordinator  
 Matt Kane .....Account Executive  
 Alex Macy .....Account Executive  
 Dominic Micali .....Account Executive  
 Michael Ostrowski .....Account Executive  
 Pat Ryan .....Account Executive  
 Joe Schneggenburger .....Account Executive  
 Matt Kane .....Sales Executive  
 Amanda Keen .....Client Services Event Planner

## Premium Services

Graig Selgrath .....Director  
 Eric Stiles .....Premium Membership Manager,  
 Cadillac Grille  
 Steve Tamburo .....Membership Sales Executive,  
 Cadillac Grille  
 Chad Cavanaugh .....Customer Service Rep  
 Jennifer Feenstra .....Customer Service Rep

## Ad Sales Department

Bo Koelle .....Director  
 Dave Freed .....Internet Sales Director  
 Jacqueline Halligan .....Sponsorship Manager  
 Shannan Archer .....Manager, TV Services  
 McKenzie Blankenship .....Account Coordinator  
 Bree Daneker .....Account Coordinator  
 Danielle Martinez .....Account Coordinator  
 Mike Garrity .....Sales Manager

Joe Heyer .....Sr. Account Executive  
 Andrew Humphreys .....Sr. Account Executive  
 Michael O'Connor .....Sr. Account Executive  
 Joe Watson .....Sr. Account Executive  
 Bryan Collins .....Account Executive  
 Jacqueline Gesualdi .....Account Executive  
 Bill Hagan .....Account Executive  
 Gabe Leibowitz .....Account Executive  
 Rich Rodowicz .....Account Executive  
 Dan Rudley .....Account Executive  
 Trent Tattar .....Account Executive  
 Sheri Wade .....Contract Services Manager  
 John Braun .....National Sales Manager  
 Mike Thornton .....Radio Program Director

## Marketing/Public Relations

Dustin Godsey .....Director, Marketing  
 Eric Nemeth .....Director, Public Relations  
 David Aiello .....Asst. Marketing Manager  
 Erin Bilton .....Marketing Manager  
 Melissa Schaff .....Marketing Manager  
 Ashley Vanett .....Hospitality Coordinator  
 Charlotte Zappile .....Hospitality Manager

## 3601 Creative Group

Matt Coppola .....Director, Video & Event Production  
 Chris Corey .....Engineering Manager  
 Artie Halstead .....Flyers Producer  
 Joe Lopchinsky .....Art Director  
 Joe Mercatante .....Graphic Designer  
 Stuart Topel .....Creative Director

## Security & Services Department

Linda DiJoseph .....Director, Security Operations  
 Sean Farrell .....Event Security Manager  
 Tom McFlynn .....Event Security Manager  
 John Thomas III .....Event Security Manager  
 Tim Fitzgerald .....Building Security Manager  
 Jason Blythe .....Concierge Services Manager  
 Paul Garofalo .....Parking Manager  
 Jerry White .....Assistant Parking Manager

## Human Resources

Patricia Bock .....Director  
 Maureen Timlin .....Administrative Manager  
 Pete Powell .....Employee Relations Coordinator  
 John Mansor .....Employment Manager  
 Emily Pilling .....Benefits Manager  
 Lauren McNally .....Benefits Coordinator  
 Cass Flynn .....Human Resources Assistant

## IT Department

Bill Savage .....Director  
 Bob Sparks .....IT Operations Manager  
 Meredith Rachinsky .....Project Manager  
 Wayne Brill .....Director, Infrastructure  
 Chris Westcott .....Manager, Infrastructure

## Technology Solutions

Trip Black .....Director  
 Carter Young .....Interactive Marketing Coordinator  
 Dennis Nelson .....Director, CRM  
 Jill Jablonski .....Senior Business Analyst  
 Michelle Diago .....Manager, Customer Insight

## Operations/Event Production

Phil Laws .....Director  
 Dan Rubino .....Director, Projects  
 Ryan Hemenway .....Facility Manager  
 Tim Allen .....General Foreman  
 Mark Bendas .....Senior Event Manager  
 Joe Dolan .....Event Manager  
 Joe Sheridan .....Event Manager

## Comcast-Spectacor Foundation


Donna Katzman .....Development Manager  
 Maura Thomson .....Director of Events  
 Clare Sciuilli .....Finance Manager

## Comcast SportsNet Philadelphia

Brian Monihan .....Vice President and General Manager  
 Michelle Murray .....Senior Director of News Programming  
 Cynthia Weiss .....Vice President, Marketing



## ED SNIDER | Comcast-Spectacor Chairman



Ed Snider is an iconic entrepreneur and true visionary in the sports and entertainment industry. His emergence as a leader in the Philadelphia Sports Market began in 1966, by bringing a National Hockey League franchise to the city, as the founder of the Philadelphia Flyers. He became the driving force behind the construction of the Spectrum and assumed control of the building in 1971. In 1974, Snider created Spectacor as the management company to oversee the Flyers and Spectrum. Over the next 20 years, Spectacor experienced unprecedented growth earning national acclaim for its impact in the sports and entertainment business. Under Snider's guidance, Spectacor developed and acquired nearly a dozen related companies.

In 1996, he merged Spectacor with the Comcast Corporation to form Comcast-Spectacor. The new venture initially consisted of the Philadelphia Flyers, Philadelphia 76ers, Wachovia Center, Wachovia Spectrum, and Philadelphia Phantoms. Comcast-Spectacor then joined with the Philadelphia Phillies to form Comcast SportsNet, one of the highest-rated regional sports cable networks in the country.

Most recently, Comcast-Spectacor developed Global Spectrum, an international facilities management company; Ovations Food Services, an international concessions company; New Era Tickets; and the Flyers Skate Zones. These entities all represent components of Snider's vision: "Take what you do well and grow it."

Snider's success and business acumen have been widely recognized by his peers. He was elected to the Hockey Hall of Fame in 1988 and serves on the NHL's Executive Committee. He is also a member of the NBA's Advisory Finance Committee. He is a recipient of the Lester Patrick Award for outstanding service to hockey in the United States and has been elected to the Pennsylvania Sports Hall of Fame, the Philadelphia Sports Hall of Fame, the Philadelphia Jewish Sports Hall of Fame, and the Flyers Hall of Fame. In 2005, he received the Greater Philadelphia Chamber of Commerce's William Penn Award, the most prestigious business honor in the region, and the Ellis Island Medal of Honor awarded to Americans of all ethnic backgrounds who have made significant contributions to our society.

One of Snider's recent accomplishments is the creation of the Ed Snider Youth Hockey Foundation, which provides underserved children in the Philadelphia area with the opportunity to learn to play ice hockey at area rinks. The program features an educational component that emphasizes teamwork and goal setting as important life lessons. In 2008, the Foundation rescued three of the five Philadelphia inner-city ice-skating rinks that had been targeted for closure by funding and operating them for the City. The Foundation now funds and administers programming in all five City rinks.

Snider received honorary degrees from Hahnemann University and Thomas Jefferson Hospital. He is also a Benefactor of the Sol C. Snider Entrepreneurial Center of the Wharton School of the University of Pennsylvania and Vice Chairman of the Simon Wiesenthal Center.

Snider's philanthropic generosity has benefitted numerous organizations and agencies throughout the Greater Philadelphia Region.

In May 1999, readers of the Philadelphia Daily News selected him as Philly's greatest mover and shaker of the millennium.

He resides in suburban Philadelphia. His children are daughters Lindy, Tina, and Sarena and sons Craig, Jay, and Samuel, as well as 15 grandchildren.

## **PETER A. LUUKKO** | President/COO of Comcast-Spectacor, Chairman of Global Spectrum

---



Peter A. Luukko is President and Chief Operating Officer of Comcast-Spectacor. He works closely with Comcast-Spectacor Chairman Ed Snider in overseeing the day-to-day operations of all of the company's interests.

Additionally, Luukko, who is also Chairman of Global Spectrum, is responsible for creating new business opportunities for Comcast-Spectacor in the fields of facility management, sports ownership and operation, food and concessions, as well as consulting in those same fields.

Luukko's extensive sports management career began in 1981 after parlaying an internship at the New Haven Coliseum into the Director of Marketing for the facility. He later joined the Providence Civic Center as the facility's assistant general manager. In 1985, Luukko joined Spectacor Management Group (SMG), at the time owned in part by Snider, and soon became Vice President of SMG's Western Region and facility manager for SMG's Los Angeles Coliseum and Sports Arena. During that time, he was credited for greatly improving the facilities' reputation. In addition, he had spent time overseeing other SMG facilities.

In 1993, Luukko left SMG to become President of the Spectrum. In the following years he became responsible for managing Comcast-Spectacor's growing interests, and helped the company become a nationally recognized leader in sports and entertainment with the acquisition of Globe Facility Services in 2000. After renaming the company Global Spectrum, the public assembly management firm grew from seven facilities in 2000 to just over 80 facilities in 2009. Additionally in 2000, Comcast-Spectacor acquired Leisure Food Services and renamed the company Ovations Food Services. Comcast-Spectacor made a significant investment into a ticketing technology company, Paciolan, and employed its technology to create a full-service ticketing company, New Era Tickets, in 2004.

Under Luukko's leadership, Comcast-Spectacor helped Philadelphia garner national attention and awareness by attracting the 2002 NBA All-Star Weekend, the 2001 NCAA Men's East Regionals, the 2001 and 2002 X Games, the 2000 NCAA Women's Final Four, the 2000 Republican National Convention, the 2008 U.S. Olympic Team Trials for Gymnastics, the 2011 NCAA Wrestling Championships, and numerous other sports and entertainment events to the City of Philadelphia.

A recognized leader in the facility management industry, Luukko was the 2000 recipient of the City of Hope's Tri-State Labor Award. He also received the 2002 prestigious Harold J. VanderZwaag Distinguished Alumnus Award from the Sports Management Program of the University of Massachusetts for his accomplishments in the field of sports management.

Luukko actively serves on the Board of Directors for the Philadelphia Convention and Visitors Bureau, the Philadelphia Sports Congress, and the Battleship New Jersey Museum. He also serves on both the National Hockey League's and the National Basketball Association's Board of Governors.

Luukko is a hockey player, hockey coach, and hockey parent. He is a graduate of the University of Massachusetts. He and his wife, Casey, along with their children; Nick, Dana, and Max; reside in West Chester, Pennsylvania.

## FRED SHABEL | Vice Chairman of Comcast-Spectacor



Fred A. Shabel is Vice-Chairman of Comcast-Spectacor. He has been with Comcast-Spectacor for 29 years. During that time, Shabel has guided the company's transition from being a local sports team in an arena, to being a moving force in the Philadelphia community.

Shabel is an active participant in numerous community organizations. He is a member of the Board of Directors of the Greater Philadelphia Chamber of Commerce; the Honorary Board of Directors of Police Athletic League, Philadelphia Police Foundation Board, the Board of Directors of the Ed Snider Youth Hockey Foundation, as well as a member of the Advisory Board for Arthur Ashe Youth Tennis and Education (Arthur Ashe Youth Tennis Center).

He has served as Chairman of the Greater Philadelphia Tourism Marketing Corporation, as well as on the Board of Directors of the Philadelphia Convention and Visitors Bureau, the Arthritis Foundation, the Board of Governors of the Institute for Cancer and Blood Diseases, the Philadelphia Sports Congress, the Philadelphia Geriatric Center, the Central Philadelphia Development Corporation Board and Executive Committee, the Independence Visitor Center Corporation, the Board of Trustees of the Franklin Institute, the Moore College of Art, and Friends of Rittenhouse Square. Other board memberships include One to One Mentoring, Center City District, and the Philadelphia Museum of Art Corporate Partners.

Prior to joining Spectacor as President in 1980, he was Vice President for Operations at the University of Pennsylvania from 1975 to 1980. He was Penn's Athletic Director from 1967 to 1975. In that time, his teams achieved 28 Ivy League titles and numerous national rankings. In 1972-73, Intercollegiate Athletics at Penn accomplished a benchmark season, topping all previous victory records during the school's 26 years in the Ivy League.

During his tenure at the University of Pennsylvania Shabel served as Chairman of the Ivy League Athletic Directors and the Eastern Collegiate Television Committee, and was Director of the Penn Relays.

Shabel began his collegiate athletics career as a member of the Duke University Men's Basketball team where he later became Assistant Basketball Coach under Vic Bubas from 1957 to 1963. He moved on to become Head Basketball Coach at University of Connecticut and was honored as New England Coach of the Year in 1964.

He has been the recipient of the Duke Alumni Award, the Penn Varsity Club Award, the University of Pennsylvania Hunter Lott Award, and the Anti-Defamation League Torch of Liberty Award. He was recently inducted into the New England Division I Basketball Hall of Fame in the Coaching Class.

Fred and his wife Irene reside in Center City Philadelphia. He has two grown children; a son, Alan, and a daughter, Lisa; and two grandchildren, Gemma and Samuel.



## JAY HALBERT | Executive Vice President/ Chief Financial Officer



Jay Halbert was named Executive Vice President of Finance and Chief Financial Officer for Comcast-Spectacor on July 1, 2008. He joined Comcast-Spectacor as Vice President of Finance in 2007.

Halbert is responsible for overseeing all day-to-day financial aspects of the company, including financial reporting, budgeting, taxation, and treasury functions. In addition, he serves on Comcast-Spectacor's Office of the Chair, the company's executive management group.

Halbert graduated from the Wharton School of Business at the University of Pennsylvania in 1992 with a BS in Economics and a concentration in Accounting, and received his law degree from NYU School of Law in 1995. Halbert resides in Plymouth Meeting, Pennsylvania, with his wife, Randi, and their children, Melanie, Alex, and Zachary.

## PHIL WEINBERG | Executive Vice President/ General Counsel



Phil Weinberg has been Executive Vice President/General Counsel at Comcast-Spectacor since the partnership was created in 1996. Previously, Weinberg was Spectacor's Vice President/General Counsel since December of 1990.

Weinberg is responsible for oversight of all the company's legal affairs, including litigation, financing activities, and player related matters. He is an alternate governor to the National Hockey League and to the National Basketball Association. He participated in structuring the construction and permanent financing for the Wachovia Center (1994) and in the merger between Comcast and Spectacor (1996).

Weinberg received a BA in Political Science from Hamilton College in Clifton, New York, in 1977 and his law degree from Boston University in 1983. Between 1977 and 1980, he served as an assistant to the Commissioner of the New York City Department of Environmental Protection. Prior to joining Spectacor, he was in the private practice of law for seven years, primarily with the litigation firm of Sprague and Sprague.

He also serves on the Board of Directors of the Ed Snider Youth Hockey Foundation, the Comcast-Spectacor Foundation, and White Williams Scholars.

Weinberg resides in Jenkintown, Pennsylvania, with his wife, Terry; daughter, Sydney; and son, Zachary.

# COMCAST-SPECTACOR | Senior Management



**Joe Croce**  
Senior Vice President,  
Sales



**John Page**  
Senior Vice President,  
COO Global Spectrum



**Mary Ann Saleski**  
Senior Vice President,  
Comcast-Spectacor  
Foundation



**Mich Sauters**  
Senior Vice President,  
Business Development



**Michael Ahearn**  
Vice President,  
Operations



**Bob Baer**  
Vice President,  
Finance and  
Corporate Controller



**Lew Bostic**  
Vice President, Risk  
Management



**Fran Cassidy**  
Vice President,  
Premium Seating



**Gail Clark**  
Vice President,  
Project Development



**Dan Clemmens**  
Vice President,  
Finance



**Mark DiMaurizio**  
Vice President,  
Technology Solutions



**Pat Ferrill**  
Vice President Risk  
Management and  
Development



**Mike Hasson**  
Vice President,  
Security and Services



**Lane Miller**  
Vice President,  
Human Resources



**Peggy Moroz**  
Vice President,  
3601 Creative Group



**Tim Murphy**  
Vice President and  
General Manager,  
Wachovia Complex



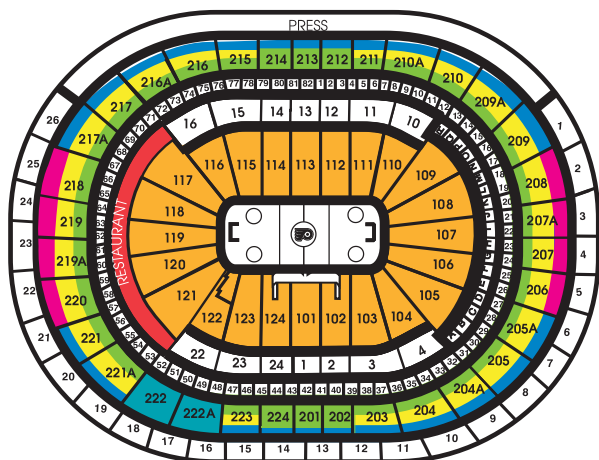
**Ike Richman**  
Vice President,  
Public Relations



**Brian Rothenberg**  
VP, Sr. Assistant  
General Counsel



**Bob Schwartz**  
Vice President,  
Marketing



## WACHOVIA CENTER QUICK FACTS

**Wachovia Center Ownership:**  
Comcast-Spectacor

**Management Company:**  
Global Spectrum

**Web:** wachoviacenter.com  
Twitter.com/Wachovia\_Center  
Facebook.com/WachoviaCenter

**Ticketing:** ComcastTIX.com

**Opening Date:** August 31, 1996

**First Flyers Game at**

**Wachovia Center:** Flyers vs. Florida (10/5/96)

**Capacity (Hockey):** 19,537

**Premium Seating:** 126 suites and 14 club boxes

**Concession Stands:** 30

**Parking:** Accommodations for 6,100 vehicles

**Amenities:** The Cadillac Grille, AT&T Pavilion, Finnigan's Wake, The Lexus Club, and The Philadelphia Park Sports Bar

**Scoreboard:** Wachovia Center boasts a spectacular, high-tech, center-hung scoreboard. The state-of-the-art technology brings light emitting diode (LED) signage system to create incredible visual displays for all sporting events and attractions.

Comcast-Spectacor hired ANC to design, construct, and install the structure which features 12 LED video displays between two circular LED ribbons. In all, the scoreboard delivers over 3,200 square feet of active LED signage.

### Major events:

- 1996 World Cup of Hockey
- 1997 Stanley Cup Finals
- 1998 U.S. Figure Skating Championships (Olympic Trials)
- 1999 AHL All-Star Classic
- 2000 NCAA Women's Basketball Final Four
- 2000 Republican National Convention
- 2001 and 2002 X Games
- 2001 NCAA Men's East Regionals
- 2001 NBA Finals
- 2002 NBA All-Star Weekend
- 2006 NCAA Men's Basketball First & Second Rounds
- 2008 Olympic Trials for Gymnastics
- 2009 NCAA Men's Basketball First & Second Rounds
- 2011 NCAA Wrestling Championships

## PROJECT FACTS

**Cost**  
\$210 million

**Groundbreaking**  
Sept. 14, 1994

**Architects**  
Ellerbe Becket

**Builders**  
L.F. Driscoll

**Project Managers**  
Fox Management Company

**Details**  
1,400 workers, 7,000 tons of steel, 19,000 cubic yards of concrete, 32,500 square feet of glass, 62,000 lineal feet of driven piles, 76,000 tiles, 400,000 square feet of dry wall.

### Naming Rights

- CoreStates Center, Sept. 14, 1994 to Sept. 1, 1998
- First Union Center, Sept. 1, 1998 to July 28, 2003
- Wachovia Center, July 28, 2003 to present



## DIRECTIONS TO WACHOVIA CENTER

**From New Jersey via the Walt Whitman Bridge:** Follow the signs for Broad Street. At the end of the Broad Street ramp, turn left and follow the signs to the Sports Complex. The Wachovia Center and Wachovia Spectrum will be on your left.

**From Interstate 76/Schuylkill Expressway:** Traveling east, follow the signs for South Jersey, Walt Whitman Bridge and Sports Complex. Continue east to exit 45, Broad Street, Sports Complex. At the bottom of the exit ramp, make a right onto Broad Street. The Wachovia Center and Wachovia Spectrum will be on your left.

**From Interstate 476/Blue Route:** Take I-476 South to the end. Follow signs for I-95 North, Philadelphia. Take I-95 North to Broad Street exit. The Wachovia Center and Wachovia Spectrum will be on your right.

**From Interstate 95:** From I-95 northbound or southbound, take the Broad Street exit. The Wachovia Center and Wachovia Spectrum will be on your right.

**From Northern New Jersey via NJ Turnpike:** Take the NJ Turnpike to exit 3. Take Rt. 168 North and follow signs for Walt Whitman Bridge. After crossing bridge and paying toll, stay on I-76 and follow the signs for Broad Street. At the end of the Broad Street ramp, turn left and follow the signs to the Sports Complex. The Wachovia Center and Wachovia Spectrum will be on your left.

**By Air:** Arrive at Philadelphia International Airport and take a taxi to the Wachovia Center. The ride takes about 10 minutes and should cost approximately \$20.

**By Train:** Arrive in Philadelphia at 30th Street Station. A taxi on either side of the concourse will bring you to the Wachovia Center. The ride takes about 15 minutes and should cost approximately \$20.

**By Mass Transit:** The Wachovia Center is accessible via SEPTA. Take the Broad Street Subway (Orange line) to the Pattison Ave. stop. Round-trip SEPTA tokens can be purchased for \$2.90. A single-day pass costs \$6.00.



# AMENITIES

## THE CADILLAC GRILLE

The Cadillac Grille is the ultimate experience in entertainment and dining at the Wachovia Complex. A members-only club, the Cadillac Grille serves up a traditional chophouse style menu featuring top choice meats, fish, pasta, and other delectable dishes. The Cadillac Grille now features continuous seating, enabling guests to make reservations and be seated before, during, and after the game with no break in dining.

## AT&T PAVILION

The AT&T Pavilion, located on the 11th Street side of the Wachovia Center, features Chickie's & Pete's, the popular sports bar, Campo's cheesesteaks, and The Bud Light Zone, the world's largest arena bar with 28 large, 45" High Definition LCD Screens. The AT&T Pavilion opens two hours prior to every Wachovia Center event and remains open after each event.

## FINNIGAN'S WAKE

America's legendary Irish Pub is located on the south end of the Wachovia Center and is a perfect place to gather before, during, or after events. The traditional Irish pub features authentic beverage selections, a thatched roof, wood floors, copper top bars, and artwork depicting the movie "The Quiet Man."

## THE LEXUS CLUB

The Lexus Club, a luxurious, high-tech 5,000-square-foot club located on the event level of the Wachovia Center, provides a fun and unique atmosphere without missing any of the action. The plush, state-of-the-art club offers a full-service granite bar serving fine cognacs, liquors, and a high-end carving station. Also featured in this non-smoking club is an 80-foot continuous sports ticker, serpentine drink rails, cherry paneled walls, high-speed internet access kiosks, and numerous high-definition TV's. For membership information please contact the Premium Membership Office at 215.389.9545

## PHILADELPHIA PARK SPORTS BAR PHONEBET TV

The Philadelphia Park Sports Bar Phonebet TV encompasses two levels with the latest state-of-the-art technology for enjoying sports and horse racing action. The Sports Bar will be open two hours prior to, during, and at least one hour after each game.



The Cadillac Grille • AT&T Pavilion • Finnigan's Wake • The Lexus Club • Philadelphia Park Sports Bar Phonebet TV • The Cadillac Grille • AT&T Pavilion



Philadelphia Park Sports Bar Phonebet TV • The Cadillac Grille • AT&T Pavilion • Finnigan's Wake • The Lexus Club • Philadelphia Park Sports Bar Phonebet TV




## ED SNIDER YOUTH HOCKEY FOUNDATION

The mission of the Ed Snider Youth Hockey Foundation™ (ESYHF) is to use the sport of hockey to help educate young people to succeed in the game of life. ESYHF accomplishes its mission by providing its participants a wide array of opportunities that incorporate on-ice and off-ice services stressing citizenship, academic achievement, and life skills. The Foundation partners with the School District of Philadelphia and the Philadelphia Department of Recreation to bring structured *School Day* and *After School* programs to thousands of the region's children.

Philadelphia Flyers® founder Ed Snider created the Foundation as a personal commitment to introduce boys and girls to the great sport of hockey and the wonders of ice skating.

Children, who would otherwise never have such opportunities, are provided with equipment, access to ice, training, and top-notch coaching at no cost.

At ESYHF, hockey is the "hook" that is used to gain and hold the attention of young people so that greater life lessons can be imparted, which permit them to achieve their full potential, both on ice and in life.



**ESYHF.ORG**  
**215.952.5271**





# COMING

A UNIQUE RETAIL, RESTAURANT



The  
Cordish  
Company

**comcast**  
SPECTACOR

**SOON!**



**AND ENTERTAINMENT DESTINATION!**



**SHOP, DINE AND PLAY AT PHILLY LIVE!**

[PhillyLiveComingSoon.com](http://PhillyLiveComingSoon.com)

**WACHOVIA CENTER**  
**3601 South Broad Street • Philadelphia, PA 19148**  
**Phone: (215) 465-4500 • Fax: (215) 389-9403**  
**www.philadelphiaflyers.com**

## EXECUTIVE MANAGEMENT

Chairman ..... Ed Snider  
 President and COO of  
     Comcast-Spectacor..... Peter A. Luukko  
 General Manager..... Paul Holmgren  
 Senior Vice President..... Bob Clarke  
 Executive Vice President..... Keith Allen  
 Governor..... Ed Snider  
 Alternate Governors ..... Paul Holmgren,  
     Peter A. Luukko,  
     Phil Weinberg  
  
 Senior Vice President,  
 Business Operations..... Shawn Tilger

## HOCKEY CLUB PERSONNEL

Assistant General Manager..... Barry Hanrahan  
 Assistant General Manager..... John Paddock  
 Director of Hockey Operations..... Chris Pryor  
 Director of Player Development..... Don Luce  
 Director of Player Personnel..... Dave Brown  
 Head Coach..... John Stevens  
 Assistant Coaches..... Craig Berube,  
     Jack McIlhargey, Joe Mullen  
 Goaltending Coach..... Jeff Reese  
 Player Development Coach..... Derian Hatcher  
 Video Coach..... Adam Patterson  
 Pro Scouts..... Patrick Burke,  
     John Chapman, Al Hill  
 Scouting Staff..... Andre Beaulieu,  
     Patrick Burke, Wade Clarke, Ross Fitzpatrick,  
     Mark Greig, Todd Hearty, Ken Hoodikoff,  
     Matti Kautto, Neil Little, Simon Nolet,  
     Dennis Patterson, John Riley,  
     Ilkka Sinisalo, Vaclav Slansky  
 Scouting Consultant..... Bill Barber  
 Director, Team Services..... Bryan Hardenbergh  
 Executive Assistant..... Dianna Taylor  
 Administrative Assistant..... Jody Clarke

## MEDICAL/TRAINING STAFF

Team Physicians..... Peter DeLuca, M.D.;  
     Gary Dorshimer, M.D.; Tom Graham, M.D.;  
     John Gray, M.D.; Guy Lanzi, D.M.D.  
 Athletic Trainer/Strength &  
     Conditioning Coach..... Jim McCrossin  
 Assistant Athletic Trainer..... Sal Raffa  
 Massage Therapist..... Brad Smith  
 Head Equipment Manager..... Derek Settlemyre  
 Equipment Managers..... Harry Bricker,  
     Anthony Oratorio, Luke Clarke  
 Training Center Maintenance..... Mike Craytor

## COMMUNICATIONS DEPARTMENT

Senior Director, Communications..... Zack Hill  
 Coordinator, Media Services  
     & Publications..... Joe Sivilie  
 Public Relations Assistant..... Brian Smith

## COMMUNITY RELATIONS DEPARTMENT

Director, Community Relations  
     & Special Events..... Linda Mantai  
 Coordinator,  
 Community Relations..... Jason Tempesta  
 Ambassador of Hockey..... Bob Kelly  
 Fan Relations Assistant..... Jerry Callahan  
 Ambassadors..... Gary Dornhoefer,  
     Joe Kadlec, Bernie Parent

## CUSTOMER SERVICE DEPARTMENT

Vice President,  
     Customer Solutions..... Cindy Stutman  
 Director, Customer Service..... Melissa Keeler  
 Customer Service  
     Account Managers..... Dan Fuchs,  
     Vincent Galasso, Nadine Heeger,  
     Lauren Pawlowski, Courtney Sams,  
     Andrew Shanks  
 Customer Service Coordinator..... Megan Bell

## GAME PRESENTATION DEPARTMENT

Director, Game Presentation..... Anthony Gioia  
 Game Operations Coordinator..... Michaela Sweet  
 Producer/Director..... Artie Halstead  
 Graphics Designer..... Mike Cahill  
 Video Editor..... Chris Shay  
 Public Address Announcer..... Lou Nolan  
 Anthem Singer..... Lauren Hart

## MARKETING DEPARTMENT

Director, Marketing..... Lindsey Domers  
 Marketing Manager..... Rob Johnson  
 New Media Managers..... Lauren Cochran,  
     Kevin Kurz  
 Publicist..... Shauna Adams

## TICKET SALES DEPARTMENT

Vice President, Sales . . . . . Jim Willits  
 Director, Ticket Sales . . . . . Bryan Anton  
 Ticket Sales Coordinator . . . . . Angela Prendergast  
 Senior Account Executive . . . . . Tim Gobs  
 Account Executives . . . . . Mike Andrews,  
 Warren Avart, James Darlington, Erin Dunn,  
 Steve Greenblatt, Steve Hanson, Lindsay Heck,  
 Ilkka Korteluo, Travis Kraus, Sean Lacey,  
 Dan Ryan, JT Stewart, Tony Sukanick  
 Sales Associates . . . . . Nate Cross, Austin Foley,  
 Paul Haines-LaPenta, Greg Osborn,  
 Brad Rinehart, Josh Wentz

## TICKETING DEPARTMENT

Vice President, Ticket Operations . . . Cecilia Baker  
 Ticket Office Manager . . . . . Linda Fleischer  
 Asst. Manager . . . . . Lisa Albertson  
 Ticket Operations and  
 Processing Manager . . . . . Dan McGinnis  
 Ticket Office Administration . . . . . Joan Kadlec

## FINANCE DEPARTMENT

Chief Financial Officer . . . . . Angelo Cardone  
 Controller . . . . . Judy Zdunkiewicz  
 Staff Accountant . . . . . Kim Chuba  
 Payroll Accountant . . . . . Renee Eiler  
 Accounting Clerk . . . . . Michele Dominic  
 Team Consultant . . . . . Ron Ryan  
 Executive Assistants . . . . . Sharon Allison,  
 Cheri Arnao, Ann Marie Nasuti  
 Senior Vice President, Sales . . . . . Joe Croce

## ADVERTISING SALES DEPARTMENT

Director, Advertising Sales . . . . . Bo Koelle  
 National Sales Manager . . . . . John Braun  
 Advertising Sales Manager . . . . . Mike Garrity  
 Director, Interactive Sales . . . . . Dave Freed  
 Director, Radio Programs . . . . . Mike Thornton  
 Senior Account Executive . . . . . Joe Watson  
 Senior Account Executive . . . . . Michael O'Connor  
 Senior Account Executive . . . . . Joe Heyer  
 Senior Account Executive . . . . . Andrew Humphreys  
 Account Executive . . . . . Bryan Collins  
 Account Executive . . . . . Rich Rodowicz  
 Account Executive . . . . . Gabe Leibowitz  
 Account Executive . . . . . Derek Goldfarb  
 Account Executive . . . . . Jaclyn Gesualdi  
 Account Executive . . . . . Bill Hagan  
 Account Executive . . . . . Dan Rudley  
 Account Executive . . . . . Trent Tattar  
 Sponsorship Manager . . . . . Jacqueline Halligan  
 Manager of Television Services . . . . . Shannan Archer

Manager of Contract Services . . . . . Sheri Wade  
 Account Coordinator . . . . . Danielle Martinez  
 Account Coordinator . . . . . Bree Daneker  
 Account Coordinator . . . . . McKenzie Blankenship

## PREMIUM SEATING DEPARTMENT

Vice President of Premium Seating . . . Fran Cassidy  
 Director of Premium Seating . . . . . Jimmy Dunk  
 Sales Manager of  
 Premium Seating . . . . . Anthony Monaco  
 Senior Sales Executive . . . . . Chris Genther  
 Sales Executive . . . . . Dominic Micali  
 Sales Executive . . . . . Matt Marron  
 Inventory and Finance Coordinator . . . Julie Battista  
 Marketing Coordinator . . . . . Amanda Keen

## PREMIUM SERVICES DEPARTMENT

Director, Premium Services . . . . . Graig Selgrath  
 Manager, Premium Services . . . . . Eric Stiles  
 Customer Service Representative . . . Chad Cavanaugh  
 Customer Service Representative . . . Jennifer Feenstra  
 Customer Service Representative . . . . . Marisa Halpern

## FLYERS WIVES CHARITIES

Senior Vice President . . . . . Mary Ann Saleski  
 Finance Manager . . . . . Claire Sciuilli  
 Director of Events . . . . . Maura Thomson  
 Development Manager . . . . . Donna Katzman

## FLYERS SKATE ZONE

Vice President, Rink Management  
 & Development . . . . . Pat Ferrill  
 Director of Rink Operations . . . . . Ken Reddy  
 Controller . . . . . Amy Hohenstein  
 Accounting Assistant . . . . . Candy McKnight  
 GM, Polonia Bank  
 Flyers Skate Zone . . . . . Roman Busetti  
 GM, Virtua Health Flyers  
 Skate Zone (Pennsauken) . . . . . Jamie Oswald  
 GM, Virtua Health Flyers  
 Skate Zone (Voorhees) . . . . . Claudio Oliveira  
 GM, Sun National Bank Flyers  
 Skate Zone (Atlantic City) . . . . . Matthew Gardner  
 Gear Zone Retail Manager . . . . . Ryan Costa  
 Marketing Coordinator . . . . . Jack Gelb

## COMCAST SPORTSNET PHILADELPHIA

Sr. Vice President  
& General Manager . . . . . Brian Monihan  
President, Comcast Sports Group . . . . . Jon Litner  
Vice President of Marketing . . . . . Cynthia Weiss  
Vice President of Operations . . . . . Scott Faccenda  
Executive Producer – Live Events &  
Remote Production . . . . . Shawn Oleksiak  
Producer/Director . . . . . Bryan Cooper  
Associate Producer . . . . . Chris Guijarro  
TV Play-by-Play . . . . . Jim Jackson  
TV Color Commentary . . . . . Keith Jones  
TV Analyst . . . . . Steve Coates  
Radio Play-by-Play . . . . . Tim Saunders  
Radio Color Commentary . . . . . Chris Therien

## ADDITIONAL INFORMATION

Franchise Date . . . . . June 5, 1967 (43rd Season)  
Home Ice, Seating Capacity . . . . . 19,537  
Practice Facility . . . . . The Virtua Center  
Flyers Skate Zone, Voorhees, NJ  
Minor League  
Affiliates . . . . . Adirondack Phantoms (AHL),  
Kalamazoo Wings (ECHL)  
TV Rightsholders . . . . . Comcast SportsNet,  
The CW Philly 57 (WPSG-TV),  
The Comcast Network (TCN)  
Radio Rightsholder . . . . . SportsRadio 610 WIP

## PHILADELPHIA FLYERS MEDIA GUIDE

Editor . . . . . Joe Siville  
Editorial Assistants . . . . . Zack Hill, Brian Smith  
Photographers . . . . . Getty Images, Len Redkoles,  
Jack Cassidy, Ed Mahan  
Media Guide Design . . . . . McKella280  
Media Guide Design . . . . . 3601 Creative Group  
Special Thanks To . . . . . Brian Gatti, John Kopp,  
Dan Ryan, Mike Preleski,  
Melissa Kennedy, Jaclyn LaPenta,  
Corinne Spencer, Jessica Wickenheiser

© Philadelphia Flyers 2009



## PAUL HOLMGREN | General Manager



Paul Holmgren is in his fourth season as club GM and his 31st season as a member of the Flyers organization.

Last season, Holmgren put together a Flyers club that finished with a 44-27-11 record for 99 points and finished in third place in the Atlantic Division and fifth in the Eastern Conference. The Flyers surpassed their totals in wins (44) and points (99) from the previous season as well as set a franchise record by finishing the regular season having allowed just one shorthanded goal. The previous record in a single season was two, set in 1967-68 and 1978-79.

In 2007-08, his first full season as general manager, Holmgren guided the Flyers to the NHL's best turnaround, improving 39 points in the standings (95 points in 2007-08 after 56 points in 2006-07), and to a spot in the Stanley Cup Playoffs, advancing to the Eastern Conference Finals. Since the NHL expanded the playoffs to four rounds, starting with the 1980 Playoffs, the 2007-08 Flyers were only the second team to finish with the worst record in the NHL one season

and reach the third round of the playoffs the next season (Detroit Red Wings in 1987). The 2007-08 Flyers were also the first team in 13 years to advance to the second round of the playoffs after finishing the previous season with the worst record in the league (San Jose Sharks in 1994).

He was named general manager on November 11, 2006, after serving as interim general manager since replacing Bob Clarke who resigned on October 22, 2006. Prior to his promotion, Holmgren had served the previous seven seasons as the team's assistant general manager. He was named assistant general manager on June 14, 1999.

He was named assistant general manager of the U.S. Olympic Men's Ice Hockey Team that competed in 2006 Olympic Winter Games in Torino, Italy and general manager for the 2006 U.S. National Team for the IIHF World Championships. He served as an assistant coach for Team USA at the 1998 Winter Olympic Games. He was named Flyers' director of player personnel on August 6, 1997, after serving as director of pro scouting over parts of two seasons. He replaced Bill Barber as the Flyers' director of pro scouting when Barber was named head coach of the Hershey Bears on December 30, 1995. He was named as an assistant coach for Team USA for the World Cup of Hockey Tournament on June 27, 1996. He rejoined the Flyers organization as a scout after being replaced as the Hartford Whalers' head coach on November 6, 1995. Holmgren compiled a 59-93-14 record as head coach of the Whalers through parts of four seasons (1992-93 to 1995-96). He was re-appointed as head coach of the Whalers by team President and General Manager Jim Rutherford on June 28, 1994.

He stepped down as the Whalers' head coach 17 games into the 1993-94 season to concentrate on his duties as general manager. He was named general manager and head coach of the Whalers prior to the start of the 1993-94 season. He was named head coach of the Whalers on June 15, 1992. He served as Flyers head coach for four seasons (1988-89 to 1991-92), compiling a 107-126-31 record. He was named head coach of the Flyers on June 1, 1988, after serving three seasons as an assistant coach with the club. He was the first former Flyer to be named head coach of the team.

He retired from playing after the 1984-85 season, having recorded 144 goals and 179 assists for 323 points and 1,684 penalty minutes in 527 career regular season NHL games with the Flyers and the Minnesota North Stars. He was traded to the North Stars by the Flyers in exchange for Paul Guay and a third round pick in the 1985 NHL Entry Draft (Darryl Gilmour) on February 23, 1984. He recorded 138 goals and 171 assists for 309 points and 1,600 penalty minutes in 500 games over parts of nine seasons with the Flyers (1975-76 to 1983-84). His 1,600 penalty minutes with the Flyers are second all-time in club history. He was drafted from the University of Minnesota by the Flyers in the sixth round (108th overall) of the 1975 NHL Entry Draft. Paul and his wife, Doreen, reside in Somerdale, New Jersey. He has four children: Jason, Kirsten, Wes, and Greta, and two grandchildren Hannah (5) and Noah (3).

# JOHN STEVENS | Head Coach



John Stevens is in his fourth season as the club's head coach after leading the Flyers to a 44-27-11 for 99 points and third place finish in the Atlantic Division and fifth-place finish in the Eastern Conference. The Flyers surpassed their totals in wins (44) and points (99) from the previous season as well as set a franchise record by finishing the regular season having allowed just one shorthanded goal. The previous record in a single season was two, set in 1967-68 and 1978-79, surpassing the team's win total (44) and points (99) from 2007-08.

In 2007-08, Stevens led the Flyers to the Eastern Conference Finals after posting a 42-29-11 record and 95 points to finish fourth in the Atlantic Division and sixth in the Eastern Conference, his first full season as the club's head coach. The Flyers finished 39 points and 20 wins ahead of their totals from the 2006-07 season (22-48-12 for 56 points). Their 39-point turnaround was the most of any team in the National Hockey League for the 2007-08 season. In recognition of his work during the 2007-08 season, he was named Coach of the Year by *The Hockey News*.

He was promoted from assistant coach on October 22, 2006 and is the 16th head coach in Flyers history, while also the fourth former Flyer to be named the team's head coach, joining Paul Holmgren, Terry Murray and Bill Barber. He was named an assistant coach on June 5, 2006. Prior to joining the Flyers' coaching staff, Stevens was the head coach of the Flyers' American Hockey League affiliate, the Philadelphia Phantoms, for the previous six seasons (2000-01 through 2005-06) and led the team to the Calder Cup Championship in 2005. Stevens' career AHL coaching record is 230-181-33-25 in 480 regular season games, not including 11 shootout losses. He has a 29-19 record in 48 career Calder Cup Playoff games.

He was named the second-ever head coach of the Phantoms on June 8, 2000. His 480 games coached and 230 career wins are the most in Phantoms history. He was named an assistant coach for the Phantoms on February 10, 1999, after announcing his retirement from hockey due to an eye injury. Stevens was inducted into the Philadelphia Phantoms Hall of Fame on February 18, 2007.

A native of Campbellton, New Brunswick, Stevens played 15 seasons of professional hockey as a defenseman (1984-85 to 1998-99), including 53 NHL games with the Flyers and Hartford Whalers. Over parts of five seasons (1986-87 and 1987-88 with the Flyers and 1990-91, 1991-92 and 1993-94 with Hartford), Stevens recorded 10 assists and 48 penalty minutes in 53 games. In 834 career AHL games over 14 seasons with the Hershey Bears (1984-85 and 1986-87 through 1989-90), Springfield Indians/Falcons (1990-91 through 1995-96) and the Phantoms (1996-97 to 1998-99), Stevens registered 21 goals and 167 assists for 188 points and 1,399 penalty minutes. He was a member of three Calder Cup Championship teams as a player (Hershey - 1988, Springfield - 1991 and Philadelphia - 1998) and won the Barry Ashbee Award as the Phantoms' top defenseman for the 1996-97 season. He was named the Phantoms' first-ever captain on October 1, 1996. Stevens was originally drafted from the Oshawa Generals of the Ontario Hockey League by the Flyers in the third round (47th overall) of the 1984 NHL Entry Draft. Stevens and his wife, Stacy, have two sons, John and Nolan. Stevens was born on May 4, 1966.

## JOHN STEVENS' CAREER COACHING RECORD

YEAR	TEAM	LEAGUE	REGULAR SEASON							TEAM	WIN	PCT.	FINISH	PLAYOFFS					WIN	PCT.	FINISH
			GM	W	L	T	OTL	SOL	GM					W	L	PCT.					
2000-01	Philadelphia	AHL	80	36	34	5	5	—	82	.513		4th, Mid-Atlantic	10	5	5	.500		Lost Conf. Semifinals			
2001-02	Philadelphia	AHL	80	33	27	15	5	—	86	.538		3rd, South	5	2	3	.400		Lost Conf. Quarterfinals			
2002-03	Philadelphia	AHL	80	33	33	6	8	—	80	.500		4th, South	—	—	—	—		Missed Playoffs			
2003-04	Philadelphia	AHL	80	46	25	7	2	—	101	.631		1st, East	12	6	6	.500		Lost Div. Final			
2004-05	Philadelphia	AHL	80	48	25	—	3	4	103	.644		2nd, East	21	16	5	.762		Won Calder Cup			
2005-06	Philadelphia	AHL	80	34	37	—	2	7	77	.481		6th, East	—	—	—	—		Missed Playoffs			
AHL TOTALS			480	230	181	33	25	11	.551				48	29	19	.604					

YEAR	TEAM	LEAGUE	REGULAR SEASON					TEAM	WIN	FINISH	PLAYOFFS				
			GM	W	L	OT					GM	W	L	PCT.	FINISH
2006-07	FLYERS	NHL	74	21	42	11		53	.358	5th, Atlantic	—	—	—	—	Missed Playoffs
2007-08	FLYERS	NHL	82	42	29	11		95	.579	4th, Atlantic	17	9	8	.529	Lost Conf. Finals
2008-09	FLYERS	NHL	82	44	27	11		99	.603	3rd, Atlantic	6	2	4	.333	Lost Conf. Q-finals
<b>NHL TOTALS</b>			<b>238</b>	<b>107</b>	<b>98</b>	<b>33</b>		<b>247</b>	<b>.519</b>	<b>-</b>	<b>23</b>	<b>11</b>	<b>12</b>	<b>.478</b>	

## CRAIG BERUBE | Assistant Coach



Craig Berube is in his third full season with the Flyers as an assistant coach. He rejoined the Flyers' coaching staff on August 7, 2008, after serving as the Philadelphia Phantoms' head coach for the 2007-08 season. The Phantoms posted a 46-27-4-3 record to finish second in the AHL's East Division and advanced to the East Division Finals last season. Over parts of two seasons (2006-07 and 2007-08), Berube compiled a 49-29-5-3 record as head coach of the Phantoms. Berube was renamed the Phantoms' head coach on June 4, 2007 after serving as assistant coach for the Flyers for part of the 2006-07 season. Previously, he had served as the Phantoms' head coach for the first six games of the 2006-07 season, posting a 3-2-1 record before being named an assistant coach for the Flyers on October 23, 2006. He was originally named head coach of the Phantoms on June 14, 2006.

Prior to being named head coach of the Phantoms, Berube served as an assistant coach for the Phantoms for parts of three seasons (2003-04 through 2005-06). He joined the Phantoms organization after signing as a free agent on November 18, 2003, and was named a player/assistant coach on January 29, 2004. He recorded six assists and 134 penalty minutes in 33 regular season games for the Phantoms during the 2003-04 season, his 18th and final professional season.

Over parts of 17 NHL seasons (1986-87 through 2002-03), Berube registered 61 goals and 98 assists for 159 points and 3,149 penalty minutes in 1,054 career regular season games for the Flyers, Toronto Maple Leafs, Calgary Flames, Washington Capitals and New York Islanders. His 3,149 career penalty minutes ranks seventh on the NHL's All-Time List.

Over parts of seven seasons with the Flyers (1986-87 through 1990-91, 1998-99 and 1999-2000), Berube recorded 20 goals and 34 assists for 54 points and 1,138 penalty minutes in 323 regular season games. His 1,138 penalty minutes ranks ninth on the Flyers' All-Time List. He was originally signed as a free agent by the Flyers on March 19, 1986.

Berube and his wife, Rebecca, have three children: sons, Jake and Nashota, and daughter, Charlotte. Berube was born on December 17, 1965.

## JACK McILHARGEY | Assistant Coach



Jack McIlhargey is in his third season with the team as an assistant coach. He was named an assistant coach on June 6, 2007. Prior to joining the Flyers, McIlhargey served as a professional scout for the Vancouver Canucks and had served the Canucks in a variety of roles over the last 20 years. He was an assistant coach for the Canucks for seven seasons (1999-2000 through 2005-06) and was head coach of the Canucks' top minor league affiliate for eight seasons in Milwaukee, Hamilton and Syracuse (1991-92 through 1998-99). He was also an assistant coach for the Canucks for seven seasons from 1984-85 through 1990-91.

A native of Edmonton, Alberta, McIlhargey played eight seasons in the NHL with the Flyers (1974-75 to 1976-77, 1979-80 and 1980-81), Vancouver (1976-77 to 1979-80) and Hartford Whalers (1980-81 and 1981-82), recording 11 goals and 36 assists for 47 points and 1,102 penalty minutes in 393 regular season games. In 128 regular season games with the Flyers, McIlhargey registered three goals and seven assists for 10 points and 497 penalty minutes.

McIlhargey and his wife, Karyne, have three daughters, Erin, Georgia and Anna. McIlhargey was born on March 7, 1952.

## JOE MULLEN | Assistant Coach



Joe Mullen is in his third season with the team as an assistant coach. He was named an assistant coach on June 6, 2007. Mullen joined the Flyers' coaching staff after serving as an assistant coach with the Flyers' American Hockey League affiliate, the Philadelphia Phantoms, during the 2006-07 season. After starting the 2005-06 season as an assistant coach with Pittsburgh Penguins, he took over the head coaching position of the Penguins' AHL affiliate, the Wilkes-Barre/Scranton Penguins, after the promotion of Michel Therrien. He finished the season with a 28-16-3-5 mark. Prior to joining Wilkes-Barre/Scranton, he was an assistant coach for Pittsburgh for parts of six seasons (2000-01 to 2005-06).

A native of New York, NY, Mullen played 17 seasons in the NHL with the St. Louis Blues, Calgary Flames, Pittsburgh and Boston Bruins (1979-80, 1981-82 through 1996-97), recording 502 goals and 561 assists for 1,063 points and 241 penalty minutes in 1,062 regular season games. His 502 goals are second all-time among U.S.-born players. He was a member of three Stanley Cup Championship teams, with Calgary in 1989 and Pittsburgh in 1991 and 1992. A three-time NHL All-Star, Mullen twice won the Lady Byng Trophy as "the player adjudged to have exhibited the best type of sportsmanship and gentlemanly conduct combined with a high standard of playing ability" (1987 and 1989). He was named to the NHL First All-Star Team following the 1988-89 season, after setting career highs for goals (51), assists (59) and points (110) in a season, while leading the league in plus/minus with a +51 rating.

In 1995, Mullen received the Lester Patrick Trophy "for outstanding service to hockey in the United States." He became the first American-born player to record 1,000 points when he picked up an assist on February 7, 1995, and became the first American to reach the 500-goal plateau on March 14, 1997. He was inducted into the Hockey Hall of Fame in his first year of eligibility in 2000, two years after his induction into the United States Hockey Hall of Fame (1998).

Mullen and his wife, Linda, have three sons, Ryan, Michael and Patrick, and a daughter, Erin. Mullen was born on February 26, 1957.

## JEFF REESE | Goaltending Coach



Jeff Reese enters his first season with club as goaltending coach. He spent the last eight seasons with the Tampa Bay Lightning coaching staff, where he was responsible for working with all goaltenders in the Lightning organization, as well as assisting in the assessment of amateur goaltenders for the NHL Entry Draft.

Over parts of 11 seasons in the NHL with the Toronto Maple Leafs (1987-88 through 1991-92 and 1998-99), Calgary Flames (1991-92 to 1993-94), Hartford Whalers (1993-94 to 1995-96), Lightning (1995-96) and New Jersey Devils (1996-97), Reese posted a 53-65-17 record with a 3.66 goals-against average and five shutouts in 174 contests. In 11 appearances in the Stanley Cup Playoffs, he has a 3-5 mark with a 4.08 GAA.

He was born on March 24, 1966 in Brantford, Ontario and was selected by Toronto in the fourth round (67th overall) in the 1984 NHL Entry Draft.

## DERIAN HATCHER | Player Development Coach



Derian Hatcher was named player development coach on June 15, 2009 after he retired from a 17-year career in the National Hockey League.

He compiled 80 goals and 251 assists for 331 points and 1,581 penalty minutes in 1,045 regular season games for the Minnesota North Stars (1991-92 to 1992-93), Dallas Stars (1993-94 to 2002-03), Detroit Red Wings (2003-04) and Philadelphia Flyers (2005-06 to 2008-09).

He also recorded 33 points (7G,26A) and 248 penalty minutes in 133 career Stanley Cup Playoff games and was a member of Dallas' Stanley Cup Championship team in 1999 and is the only American-born player to captain a team to a Stanley Cup Championship. Hatcher was originally selected by Minnesota in the first round (eighth overall) of the 1990 NHL Entry Draft.

He signed with Philadelphia as a free agent on August 2, 2005 and in parts of four seasons with the Flyers, recorded nine goals and 24 assists for 33 points and 193 penalty minutes in 203 regular season games. He also posted five points (1G,4A) and 50 penalty minutes in 21 Stanley Cup Playoff games with the Flyers.

He was named the 14th captain in Flyers history on January 29, 2006 and served in that role until September of 2006. In 2006-07, he was the winner of the Barry Ashbee Trophy as the Flyers' most outstanding defenseman and appeared in his 1,000th career NHL game vs. New York Islanders on April 7, 2007, becoming the 218th player in NHL history to reach that milestone.

Internationally, Hatcher represented the United States in two Olympics (1998 and 2006) and was a member of the 1996 World Cup of Hockey Championship Team. He was named to the NHL's Second All-Star Team in 2003 and appeared in the 1997 NHL All-Star Game.

Hatcher and his wife, Heather, have five children, sons: Chase and Kelton, and daughters: Shallyn, Hallie and Finley. Hatcher was born on June 4, 1972 in Sterling Heights, MI.

## ADAM PATTERSON | Video Coach



Adam Patterson enters his first season as video coach and seventh overall year with the Flyers organization, having served two seasons with the club's AHL affiliate, the Philadelphia Phantoms, including the 2004-05 season in which the Phantoms won the Calder Cup.

A native of Peterborough, Ontario, Patterson graduated from Eastern Michigan University with a degree in Communications and Video Production, while captaining the school's Ice Hockey Team for his final three years and was four-times named CSHL All-Star and three-time Division 1 All-American. Prior to that Patterson played junior hockey in Stratford, Ontario and in Detroit for the Compuware Ambassadors. He is the son of former Flyer and team scout Dennis Patterson.

Patterson and his wife Amy have been married for six years and have a son, Colin, and daughter Mackenzie and reside in Barrington, New Jersey.

## BOB CLARKE | Senior Vice President



Bob Clarke enters his 38th season as a member of the Flyers organization. He was named senior vice president on December 4, 2006. He relinquished his role as general manager after 18 seasons as club GM on October 22, 2006. He had served as team president and general manager for nine seasons (1994-95 through 2002-03).

During his 19 seasons at the helm of the Flyers, the team compiled a 714-443-199 record, including 16 playoff appearances, three Eastern Conference Championships, three appearances in the Stanley Cup Finals and eight division titles. As a player, Clarke led the Flyers to two Stanley Cup Championships in 1973-74 and 1974-75 and finished his playing career as the Flyers' all-time leading scorer with 1,210 points (358 goals and 852 assists) in 1,144 games over 15 seasons. The Flyers' appearance in the 1997 Stanley Cup Finals was the fourth time that Clarke has led a team to the Finals as GM. He served as general manager of the Canadian Olympic Team for the 1998 Winter Games in Nagano, Japan. He was named as The Sporting News' and The Hockey News'

Executive of the Year for the 1994-95 season after the Flyers advanced to the Eastern Conference Finals and captured the Atlantic Division Championship. He was the first executive to win The Hockey News award in consecutive years with two different teams. He was named President and General Manager of the Flyers on June 15, 1994.

Prior to rejoining the Flyers, he served as Vice President and General Manager of the Florida Panthers. He was named The Sporting News' Executive of the Year for the 1993-94 season after the Panthers set an NHL record for points by a first-year team with 83. He was the first to win The Sporting News awards as rookie, player, and executive. He was named Vice President and General Manager of the Panthers on March 1, 1993. He was named Senior Vice President of the Flyers on June 10, 1992. He served as the Minnesota North Stars' Vice President and General Manager from June 8, 1990 through June 20, 1992. Clarke retired as an active player following the 1983-84 season to become the fourth General Manager in Flyers' history, ending an unparalleled 15-year playing career in Philadelphia. He was named to that position on May 15, 1984. He was a charter inductee, along with Bernie Parent, into the Flyers' Hall of Fame in March of 1988. He served as one of four general managers for the victorious 1987 Team Canada squad in the Canada Cup Tournament. He was inducted into the Hockey Hall of Fame on June 15, 1987.

He finished his NHL career as the Flyers' all-time leading scorer with 358 goals and 852 assists for 1,210 points in 1,144 games, averaging over a point per game (1.06) for his entire career. He is 40th on the NHL's all-time regular season scoring list entering the 2007-08 season. He also recorded 42 goals and 77 assists for 119 points to rank as the Flyers' all-time leading playoff scorer. He was Flyers' captain from 1972-73 through 1978-79 and 1982-83 through 1983-84. During his career, he led the Flyers in scoring eight times; participated in nine NHL All-Star Games; was named to the NHL's First All-Star Team twice (1974-75 and 1975-76), and to the Second Team twice (1972-73 and 1973-74); and won the Hart Memorial Trophy as the NHL's Most Valuable Player three times (1972-73, 1974-75, and 1975-76). His other NHL awards include: the Bill Masterton Trophy for perseverance, sportsmanship and dedication to hockey (1971-72); the Lester Patrick Award for outstanding service to hockey in the United States (along with co-recipient Ed Snider, 1979-80); and the Frank J. Selke Trophy as the NHL's top defensive forward (1982-83). He was named Living Legend by the Philadelphia Sports Writers Association at their 2001 Awards Banquet. He also won the Philadelphia Sportswriters' "Good Guy" Award in 1982-83, giving him the first clean sweep of PSA honors (Athlete of the Year in 1974 and Most Courageous Athlete in 1980). He was drafted by the Flyers in the second round (17th overall) of the 1969 NHL Amateur Draft from Flin Flon of the WCJHL. He was born on August 13, 1949, in Flin Flon, Manitoba.

Bob and his wife, Sandy, reside in New Jersey and have four children, sons, Wade and Luke, and daughters, Jody and Jakki, and three grandchildren.



## BARRY HANRAHAN | Assistant General Manager



Barry Hanrahan was named assistant general manager of the Flyers in August of 2006. Previously, Hanrahan served as director of team services and assistant to the general manager respectively for the Flyers. Hanrahan joined the Flyers in 1997 after a six-year tenure with the Tampa Bay Lightning. He was involved in the start-up of the Lightning franchise beginning in January 1991 in preparation of their first NHL season of 1992-93.

He graduated from Widener University School of Law in Delaware and also holds a Bachelor of Science degree from Florida Southern College, concentrating in sports management. While attending college, he interned with the Orlando Magic of the NBA during their inaugural season in 1989-90.

He and his wife, Lisa, reside in Haddon Township, New Jersey, with their three sons, Jack, Ty and Cam, and their labradoodle, Meatball.

## JOHN PADDOCK | Assistant General Manager



John Paddock was named assistant general manager on July 9, 2009 after spending the previous season as head coach of the Flyers' American Hockey League affiliate, the Philadelphia Phantoms, where he led the team to a 43-30-2-5 record and their 10th berth in the Calder Cup playoffs in their 13-year history.

Prior to joining the Phantoms, Paddock compiled a 36-23-6 record as the head coach of the Ottawa Senators in 2007-08. Over parts of five NHL seasons as head coach of the Winnipeg Jets (1991-92 to 1994-95) and Ottawa (2007-08), Paddock has registered a 142-161-43 record. In addition to his NHL head coaching experience, Paddock has served as a head coach in the AHL for six different teams (Maine Mariners - 1981-82, 1983-84 and 1984-85, Hershey Bears - 1985-86 through 1988-89, Binghamton Rangers - 1990-91, Hartford Wolf Pack - 1999-2000 through 2001-02,

Binghamton Senators - 2002-03 through 2004-05 and Phantoms - 2008-09) over 15 seasons.

Paddock has led the Flyers' AHL affiliate to two Calder Cup Championships (with Maine in 1984 and Hershey in 1988). He is the only coach to lead three different franchises to Calder Cup Championships (Maine in 1984, Hershey in 1988 and Hartford in 2000). He won the Louis A.R. Pieri Memorial Award as the outstanding head coach in the AHL with Hershey in the 1987-88 season. He has compiled a 585-424-98 career record and his 585 wins and 1,107 games coached ranks third all-time in AHL history, while his 82 Calder Cup Playoff victories and 149 playoff games coached make him the AHL's all-time leader in Calder Cup Playoff history.

In addition to his head coaching experience, he also served as assistant general manager of the Flyers during the 1989-90 season and of the Jets for two seasons (1995-96 and 1996-97), and as a scout for the New York Rangers for two seasons (1997-98 and 1998-99).

He was originally drafted by Washington in the third round (37th overall) of the 1974 NHL Entry Draft and appeared in 87 career NHL regular season games over the parts of five seasons with the Washington Capitals (1975-76), Flyers (1976-77, 1979-80 and 1982-83) and Quebec Nordiques (1980-81). As a player, he was a member of two Calder Cup Champions, with Maine in 1978 and 1979.

## CHRIS PRYOR | Director of Hockey Operations



Chris Pryor is in his third full season as director of hockey operations of the Flyers. He was hired by the Flyers in the summer of 1999 as a US amateur scout served in that capacity until being promoted to his current position in November of 2006. He currently oversees the scouting department with assistance from Dave Brown on the professional side and Dennis Patterson on the amateur scouting side.

Previously, Pryor served as an amateur scout for the Flyers from 1999-2006. Prior to joining the Flyers, Pryor worked for the Islanders from 1992-1999 as a minor league coach (1992-94), scout (1994-99) and Player development (1994-98). After retiring from playing early in the 1992-93 season with the Capital District Islanders (AHL), he stayed with Capital District as a full time assistant coach for the remainder of the season and then served as an assistant coach with the Salt Lake Golden Eagles (IHL)

for the 1993-94 season.

He played parts of six seasons in the NHL with the Minnesota North Stars and New York Islanders (1984-90). He also played for Salt Lake during the 1983-84 season and Capital District from 1990-92.

Chris and his wife, Joannie, have three children, Mike, Jena and Nick and a West Highland Terrier named Ziggy.

## DON LUCE | Director of Player Development



Don Luce is in his third full season as director of player development for the Flyers after being named to the position in November 2006. Luce is responsible for overseeing the Flyers' American Hockey League affiliate, the Adirondack Phantoms, and the development of the Flyers' draft picks. He is also in charge of the Flyers' summer conditioning camp and the team's Rookie Camp, prior to Training Camp.

A native of London, Ontario, Luce most recently served as the Buffalo Sabres' director of player development. In this role, he oversaw the Sabres' AHL affiliate, the Rochester Americans, and all other drafted players who were Sabres property, including those playing in the Canadian Hockey League, NCAA and Europe. Luce had served in a variety of roles for the Sabres since joining their front office in 1984, including special assignments, assistant coach, North American scout,

director of player development and director of player personnel.

Luce played parts of 13 seasons in the NHL with the New York Rangers, Detroit Red Wings, Buffalo Sabres, Los Angeles Kings and Toronto Maple Leafs (1969-70 through 1981-82), recording 225 goals and 329 assists for 554 points and 364 penalty minutes in 894 regular season games. He won the Bill Masterton Memorial Trophy as "the National Hockey League player who best exemplifies the qualities of perseverance, sportsmanship and dedication to hockey" for the 1974-75 season. Over parts of 10 seasons with the Sabres 1971-72 to 1980-81), Luce registered 216 goals and 310 assists for 526 points and 304 penalty minutes in 766 regular season games. He was inducted into the Buffalo Sabres Hall of Fame in 1986.

Don and his wife, Diane, reside in Voorhees, New Jersey, and have four children, son, Scott and daughters, Kim, Kelly and Kristin, and three grandchildren.

## **DAVE BROWN** | Director of Player Personnel



Dave Brown is in his fourth season as director of player personnel for the Flyers, after being named to the position in June 2006. Prior to rejoining the Flyers, Brown served as the New York Rangers' head professional scout for three years (2003-04 through 2005-06). Prior to that, he was a pro scout for the Rangers for five seasons (1998-99 through 2002-03). Brown joined the Rangers after being an assistant coach for the Flyers for two seasons (1996-97 and 1997-98).

A native of Saskatoon, Saskatchewan, Brown played parts of 14 seasons in the NHL (1982-83 through 1995-96), recording 45 goals and 52 assists for 97 points and 1,789 penalty minutes in 729 career games with the Flyers (1982-83 to 1988-89 and 1991-92 through 1994-95), Edmonton Oilers (1988-89 through 1990-91) and San Jose Sharks (1995-96). He was a member of the 1990 Stanley Cup Champion Edmonton Oilers. In parts of 11 seasons with the Flyers, Brown registered 39 goals and 39 assists for 78 points and 1,382 penalty minutes in 552 games. He is sixth on the team's All-Time List in penalty minutes.

Brown was selected by the Flyers in the seventh round (140th overall) of the 1982 NHL Entry Draft. He shares his home in Mullica Hill, New Jersey, with his three Yorkshire Terriers; Gretchen, Elsa and Mabel.

## **JIM McCROSSIN**

**Athletic Trainer/Strength and Conditioning Coach**



Jim McCrossin is the Athletic Trainers / Strength and Conditioning Coach for the Flyers. He is in his 14th season with the Flyers and has spent the previous two seasons with the Phantoms. He served as the assistant Athletic Trainer and Strength and Conditioning Coach for the Hartford Whalers during the 1995-96 season. McCrossin earned his bachelors degree from West Chester University and has earned his Masters of Science degrees in both Sports Medicine and Exercise Physiology. He is currently pursuing his doctorate degree. Jim is a Certified Athletic Trainer (ATC), Certified Strength and Conditioning Coach (CSCS) and is certified by the National Academy of Sports Medicine as a Corrective Exercise Specialist (CES) and Performance Enhancement Specialist (PES). He is a member of the National Athletic Trainers Association, National Strength and Conditioning Association and the American College of Sports Medicine.

Jim has four children: Kevin, J.D., Danielle, and Luke. He lives in NJ with his wife Robyn and their son Luke.

## **SAL RAFFA** | Assistant Athletic Trainer



Sal Raffa is in his fourth season as assistant athletic trainer for the Flyers. Before being named assistant athletic trainer of the Flyers prior to the 2006-07 season, Raffa had served as an athletic trainer for the Flyers' American Hockey League affiliate, the Philadelphia Phantoms, for two seasons. Prior to joining the Phantoms for the 2004-05 season, he was the athletic trainer for the Rockford IceHogs of the UHL during the 2003-04 season.

A native of Norristown, Pennsylvania, Raffa graduated from Temple University in 2003 with a degree in sports medicine/athletic training and gained experience as a student athletic trainer for the men's basketball and football teams. Raffa also interned with Flyers' Athletic Trainer/Strength and Conditioning Coach Jim McCrossin during the summer of 2003.

Sal and his wife Holly reside in Warrington, PA.

## DEREK SETTLEMYRE | Head Equipment Manager



Derek Settlemyre is in his fourth season as head equipment manager for the Flyers. Prior to being named the Flyers' head equipment manager, Settlemyre had served as the Phantoms' head equipment manager since the team's inception in 1996.

Settlemyre served as an assistant equipment manager for the Florida Panthers and Philadelphia Flyers prior to joining the Phantoms. He was head equipment manager for Team USA at the 2007 World Championships, held in Moscow, Russia. He had served as co-head equipment manager for Team USA at the 2006 World Championships in Riga, Latvia.

The native of High Point, North Carolina graduated from Coker College in 1993 with a degree in fitness programming and played for the school's basketball and soccer teams. Derek resides in Pine Hill, New Jersey with his daughters, Peyton and Bryce.


## HARRY BRICKER | Equipment Manager



Harry Bricker is in his 10th season with the Flyers (14th overall) after having served the same position from 1991-95. He began his career with the AHL's Hershey Bears, where he was assistant equipment manager from 1989 through 1991. In 1996, Bricker became the head equipment manager of the AHL's Kentucky Thoroughblades, a position that he held for three seasons. During the 1999-2000 season, Bricker was the assistant equipment manager for the Stanley Cup Champion New Jersey Devils.

Harry and his wife, Joye, reside with their daughter, Hayley, in Voorhees, New Jersey.

## ANTHONY ORATORIO | Equipment Manager



Anthony "Rock" Oratorio is in his 26th season of service with the Flyers training staff, 14th full-time. During the 2004-05 lockout season, Rock had the opportunity to help the Philadelphia Eagles' equipment staff for the season.

Prior to joining the Flyers on a full-time basis, he served in a variety of capacities for the Flyers training staff. He began his career in hockey as a stickboy with the Philadelphia Firebirds of the North American Hockey League. Oratorio served as an assistant equipment manager in the 1996 World Cup in Philadelphia, the 1997 NHL All-Star Game in San Jose and the 2000 NHL All-Star Game in Toronto.

He is single and resides in South Philadelphia.

## SHAWN TILGER

### Senior Vice President of Business Operations

---



Shawn Tilger enters his seventh season with the Flyers and third as Senior Vice President of Business Operations. Tilger is responsible for the day-to-day management of all facets of the organization's business operations, overseeing marketing, broadcasting, communications, finance, budgeting, community relations, fan development, ticket sales, game presentation, customer service, new media, publicity and merchandising functions. Tilger's responsibilities also include generating new revenue streams and leveraging partnerships for the Flyers and its parent company, Comcast-Spectacor, as well as served as the point person for personnel from each of Comcast-Spectacor's entities, including the Philadelphia 76ers, Philadelphia Phantoms, Wachovia Center and Wachovia Spectrum, New Era Tickets and the Flyers Skate Zone.

During his tenure with the Flyers, Tilger has been instrumental in creating an incomparable relationship with the city of Philadelphia and the team, which was recognized industry-wide when The Sporting News named the city of Philadelphia the number-one hockey town in 2005. Also, under Tilger's

leadership, new sales and attendance records were set for the 2005-06 season and the organization received the University of Massachusetts' prestigious PRISM AWARD, recognizing the Flyers' excellence in sport franchise management and their continued dedication to growing the sport of hockey in the Greater Philadelphia Region. In 2007, the Flyers in-house advertising and production departments won five Telly Awards, honoring the very best local, regional, and cable television commercials and programs, as well as the finest video and film productions. During the 2007-08 season, Tilger led a number of successful new customer service initiatives, including stored value, ticket marketplace, and ticket auctions. Street & Smith's Sports Business Journal named Tilger one of its "Five People to Know in Ticketing." In addition, the Flyers' official web site, Philadelphiaflyers.com, ranked first in traffic among U.S.-based NHL teams.

Tilger brought over 13 years of marketing experience to the Flyers, previously serving as Vice President of Marketing and Director of Marketing for Comcast-Spectacor, overseeing marketing, public relations and sales of family events and concerts at the Wachovia Center and Wachovia Spectrum. Before that, Tilger was Regional Marketing Manager for the Harlem Globetrotters, where he promoted the team's appearances in 38 different markets throughout the United States.

A native of Beverly, New Jersey, Tilger received an M.A. in Sports Management from Springfield College and a B.A. in Government and Law from Lafayette College. Tilger, his wife, Erika, daughter, Ava, and son, Gavyn, reside in Moorestown, New Jersey.

## **CECILIA BAKER** | Vice President of Ticket Operations



Cecilia Baker is in her seventh season as vice president of ticket operations. She was promoted to the position in September 2002.

Baker oversees all aspects of the Flyers Ticket Office. Baker has been with the Flyers organization since February 1975. During this time, she has held various positions with the club, including director of ticket operations, ticket manager and assistant ticket manager.

Baker also worked in the ticket office of the Philadelphia Eagles from 1967 through 1975. Baker is single and resides in Philadelphia.

## **PAT FERRILL**

### Vice President of Rink Management & Fan Development



Pat Ferrill is vice president of rink management and fan development and has led the Flyers Skate Zone Division for Comcast-Spectacor for the last 11 years. Ferrill was previously the manager of business development for the National Hockey League. Prior to his tenure with the NHL, Ferrill served as general manager of the IceLine Skating Complex in West Chester, Pennsylvania.

Ferrill received his MBA from Villanova University in 1993 and an undergraduate degree in Accounting and Finance from Drexel University in 1987. He also has earned Master Level accreditation in the USA Hockey Coaching Education Program. Ferrill sits on the Board of Directors for Serving The American Rinks (STAR), a national facilities association established as a joint-venture by USA Hockey and the United States

Figure Skating Association to deliver educational training to the ice rink industry.

He also currently serves as National Coach-in-Chief for USA Hockey InLine and served as the Assistant Coach and Team Leader for the US National Team at the 1999 Spring InLine Hockey Cup in Helsinki, Finland after serving as Head Coach of the National Junior Team for the 1998 InLine Hockey Junior World Championships. Ferrill also is in his 15th year with the Atlantic District Player Development Program. Ferrill has 25 years of coaching experience from Mite to Tier I Midget, as well as serving six years as the Head Ice Hockey Coach at Villanova University (Division III Varsity).



## CINDY STUTMAN

### Vice President of Customer Solutions

---



Cindy Stutman is in her seventh season with the Flyers. She was promoted to the position of Vice President of Customer Solutions in November of 2007. As Vice President of Customer Solutions, she is responsible for the creation and execution of season ticket holder added-value benefits and programs and overseeing activities and development of the Customer Service Department and Ticket Office. She began with the Flyers in 2003-04 as customer service manager. Prior to joining the Flyers, Stutman was a customer service manager with the Philadelphia 76ers for five seasons.

She graduated from the University of Massachusetts-Amherst with a Bachelor of Science degree in Marketing and Sport Management. Cindy is single and resides in Philadelphia.

## JIM WILLITS | Vice President of Sales

---



Jim Willits joined the organization in June 2005 and holds the position of Vice President of Sales for the Flyers. Willits brings 13 years of professional sports experience in marketing, sales and client services. He is responsible for revenue generation through the marketing and sales of individual, season and group tickets to all Flyers games. He was promoted to the position of Vice President in June 2007; he previously worked as senior director of sales for the Flyers and Phantoms.

Willits has overseen an increase in Flyers' season ticket sales and revenue as the team has broken attendance records since he joined the Flyers. During the 2007-08 season, the team hosted 801,797 fans through the Flyers' 41 regular season home games and 26 of the 41 games were sold out. The Flyers averaged 100.1% of capacity during the 2007-08 season (19,556). The Flyers' average attendance of 19,556 led all United States-based teams and finished third overall in the NHL. During the 2005-2006 season, the announced attendance of 19,953 fans for the Flyers-Colorado Avalanche game at the Wachovia Center on Saturday, January 14, set a new team record for highest attended regular season home game. During the 2005-2006 season, the Flyers played in front of 805,783 fans at the Wachovia Center, setting the franchise's record for most home attendance in one regular season. The average attendance for that season was 19,653, which is 100.8% of capacity, and 39 of 41 home games were sold out.

Before joining the Flyers, Willits worked for the Cleveland Indians from 2002-2004 and was director of ticket sales for the club, where his duties included overseeing ticket sales, premium seating and customer service departments. Willits was also instrumental in the developing and implementing a dedicated Customer Service Department for Season Ticket Holders.

Willits worked for the Phoenix Coyotes from 1996 through 2002, where he was director of ticket sales for the club. His duties included overseeing ticket sales and customer service. Willits began as an account executive and while with the Coyotes, he was instrumental in maximizing revenue and customer service in a non-traditional hockey market. Willits developed and created cutting-edge marketing and ticketing campaigns for the Coyotes. In the Coyotes' first four seasons, the club played to a 94-percent capacity, including 69 sellouts.

A native of Bronson, Iowa, Willits earned Bachelor of Science from the Northwest Missouri State University and has a degree in Communications and minor in Business. Jim and his wife, Meredyth, have two daughters, Skylar and Emersyn, and a son, Cody, and reside in Mt. Laurel, New Jersey.

## ANGELO CARDONE | Chief Financial Officer

---



Angelo Cardone enters his first full season with the Flyers as chief financial officer, after joining the club in January of 2009. He is responsible for financial operations of the team, including financial reporting and oversight of accounts payable, accounts receivable and all payroll functions.

Prior to joining the Flyers, he was with Live Nation for nine years, most recently as vice president of finance for Live Nation Philadelphia / DC / Carolinas. He is a graduate of Widener University with a Bachelor of Science degree in Business Administration, with a major in accounting.

Angelo and his wife, Valerie, and daughters, Alexa and Rachael, reside in Voorhees, NJ.

## ZACK HILL | Senior Director of Communications

---



Zack Hill has been with the Flyers organization since 1993, serving as the team's media relations manager, public relations director and now senior director of communications. Prior to joining the Flyers, Hill was the public relations director for the Philadelphia 76ers from 1989-93 and assistant public relations director from 1987-89. He joined the 76ers as an intern in January 1987.

Hill holds a Bachelor of Science degree from West Virginia University and is currently six credit hours short of a Master's Degree in sports administration from WVU.

Hill is single and resides in Ridley Park, Pennsylvania.

## RON RYAN | Consultant



Announced his retirement after serving three years as team president on May 25, 2006...Continues to serve as a consultant to the team...Appointed team president on June 13, 2003...Had previously been the team's chief operating officer since July 1, 1991...Named executive vice president of the Flyers in May 1988...Was head coach of the New England Whalers of the WHA in 1973-74 and 1974-75, leading them to divisional titles in both seasons...Became general manager of the Whalers in 1975-76 and remained with the club for two more seasons...Served as executive director of the WHA in 1978 and administered the legal closing of the League in 1979-80, according to the terms of the NHL expansion agreement which saw four WHA teams absorbed into the NHL...Was named president of PRISM New England in 1981 and served as vice president and general manager of SportsChannel New England from 1983 to 1987...Served in the same capacity with

SportsChannel Florida in 1987-88...Is a 1962 graduate of Colby College in Maine where he was an All-American and the nation's leading scorer in college hockey in 1962...Earned a masters degree in 1964 from the University of Pennsylvania where he was hockey coach...Later coached and worked in the athletic departments at Merrimack College and Colgate University before joining the Whalers...A native of Welland, Ontario...Ron has four children including son, Doug and daughters, Susan, Kaitland and Tenley.

## KEITH ALLEN | Executive Vice President



Keith Allen is in his 44th season with the Flyers, having begun one year prior to the franchise's opening season. He has served as the Flyers' head coach from their inception in 1967 until the 1969-70 season and guided the Flyers to the West Division title in their first season, 1967-68. He was general manager from December 22, 1969 to May 27, 1983. During his tenure as GM, the Flyers won two Stanley Cups (1973-74 and 1974-75), reached the Stanley Cup Finals four times, and compiled a 563-322-194 record for a .612 winning percentage. Allen built the two Stanley Cup teams through the acquisition of such players as Barry Ashbee, Rick MacLeish, Ross Lonsberry, Andre Dupont, Reggie Leach, and the reacquisition of Bernie Parent through trades. He was also responsible for drafting Bill Clement, Bob Kelly, Bill Barber, Tom Bladon, Jimmy Watson, Paul Holmgren, Pete Peeters, Dave Brown, Ron Sutter, and Ron Hextall. Some of his other draft choices include Brian Propp, Ken Linseman, and

Pelle Lindbergh. Also, he signed former Flyers Tim Kerr, Orest Kindrachuk, Bob Froese, and Dave Poulin as free agents and acquired Mark Howe via trade.

On September 21, 1992, Allen was inducted into the Hockey Hall of Fame, joining Ed Snider in the Builders category and players Bernie Parent, Bobby Clarke, and Bill Barber. Along with Ed Snider and Bill Barber, he was inducted into Flyers' Hall of Fame in March 1989. He was a recipient of the Lester Patrick Trophy in 1988 for outstanding service to hockey in the United States. He was also named The Hockey News' NHL Executive of the Year in 1979-80 and was the first recipient of The Hockey News' Minor League Executive of the Year Award in 1959-60 while with the Seattle Totems of the WHL. Prior to joining the Flyers in 1966, Allen spent ten years as coach/GM/bookkeeper/publicist for the Totems, leading them to the WHL title in 1958-59...Spent 13 years as a pro hockey player, including parts of two seasons with the Detroit Red Wings. He was a member of the Wings' 1953-54 Stanley Cup Championship team.

Keith and his wife, Joyce, reside in Beach Haven Park, New Jersey and have three children: sons, Brad and Blake, and daughter, Traci. The Allens have four grandchildren: Chelsea, Shay, Jillian, and Chase.

## HOCKEY CLUB PERSONNEL



**BRYAN  
HARDENBERGH**  
Director, Team  
Services




**LUKE CLARKE**  
Equipment Manager



**DIANNA TAYLOR**  
Executive Assistant



**JODY CLARKE**  
Administrative  
Assistant



**MIKE CRAYTOR**  
Training Center  
Maintenance



**JIM SMITH**  
Security

## SCOUTING STAFF



**JOHN CHAPMAN**



**AL HILL**



**ANDRE BEAULIEU**



**PATRICK BURKE**



**WADE CLARKE**



**ROSS FITZPATRICK**



**MARK GREIG**



**TODD HEARTY**



**KEN HOODIKOFF**



**MATTI KAUTTO**



**SIMON NOLET**



**DENNIS PATTERSON**



**JOHN RILEY**



**ILKKA SINISALO**



**VACLAV SLANSKY**



**BILL BARBER**

## MEDICAL STAFF



**PETER DELUCA, M.D.;**



**GARY DORSHIMER, M.D.;**




**TOM GRAHAM, M.D.;**



**JOHN GRAY, M.D.;**




**GUY LANZI, D.M.D.**



**BRAD SMITH**  
Massage Therapist

## EXECUTIVE STAFF


---



**SHARON ALLISON**  
Executive Assistant



**CHERI ARNAO**  
Executive Assistant



**ANN MARIE NASUTI**  
Executive Assistant

## COMMUNICATIONS DEPARTMENT

---



**JOE SIVILLE**  
Coordinator, Media  
Services & Publications



**BRIAN SMITH**  
PR Assistant

## COMMUNITY RELATIONS DEPARTMENT

---



**LINDA MANTAI**  
Director, Community  
Relations & Special  
Events



**JASON TEMPESTA**  
Coordinator, Community  
Relations



**BOB KELLY**  
Ambassador of Hockey



**JERRY CALLAHAN**  
Fan Relations Assistant



**GARY DORNHOEFER**  
Ambassador



**JOE KADLEC**  
Ambassador



**BERNIE PARENT**  
Ambassador




## CUSTOMER SERVICE DEPARTMENT

---



**MELISSA KEELER**  
Director, Customer  
Service



**DAN FUCHS**  
Customer Service  
Account Manager



**VINCENT GALASSO**  
Customer Service  
Account Manager



**NADINE HEEGER**  
Customer Service  
Account Manager




**LAUREN PAWLOWSKI**  
Customer Service  
Account Manager



**COURTNEY SAMs**  
Customer Service  
Account Manager



**ANDREW SHANKS**  
Customer Service  
Account Manager



**MEGAN BELL**  
Customer Service  
Coordinator

## FINANCE DEPARTMENT

---



**ANGELO CARDONE**  
Chief Financial Officer



**JUDY ZDUNKIEWICZ**  
Controller



**KIM CHUBA**  
Staff Accountant



**RENEE EILER**  
Payroll Accountant



**MICHELE DOMINIC**  
Accounting Clerk

## MARKETING DEPARTMENT

---



**LINDSEY DOMERS**  
Director, Marketing



**ROB JOHNSON**  
Marketing Manager



**LAUREN COCHRAN**  
New Media Manager



**KEVIN KURZ**  
New Media Manager



**SHAUNA ADAMS**  
Publicist

## GAME PRESENTATION

---



**ANTHONY GIOIA**  
Director, Game  
Presentation



**MICHAELA SWEET**  
Game Operations  
Coordinator



**ARTIE HALSTEAD**  
Producer/Director



**MIKE CAHILL**  
Graphics Designer



**CHRIS SHAY**  
Video Editor



**LOU NOLAN**  
Public Address  
Announcer



**LAUREN HART**  
Anthem Singer

## TICKETING DEPARTMENT


---



**LINDA FLEISCHER**  
Ticket Office Manager



**LISA ALBERTSON**  
Asst. Manager



**DAN MCGINNIS**  
Ticket Operations &  
Processing Manager



**JOAN KADLEC**  
Ticket Office  
Administration

## TICKET SALES DEPARTMENT




**BRYAN ANTON**  
Director, Ticket Sales



**ANGELA PRENDERGAST**  
Ticket Sales Coordinator



**TIM GOBS**  
Senior Account Executive



**MIKE ANDREWS**  
Account Executive



**WARREN AVART**  
Account Executive



**JAMES DARLINGTON**  
Account Executive



**ERIN DUNN**  
Account Executive



**STEVE GREENBLATT**  
Account Executive



**STEVE HANSON**  
Account Executive




**LINDSAY HECK**  
Account Executive



**ILKKA KORTESLUOMA**  
Account Executive



**TRAVIS KRAUS**  
Account Executive




**SEAN LACEY**  
Account Executive



**DAN RYAN**  
Account Executive



**JT STEWART**  
Account Executive



**TONY SUKANICK**  
Account Executive



**NATE CROSS**  
Sales Associate




**AUSTIN FOLEY**  
Sales Associate




**PAUL HAINES-LAPENTA**  
Sales Associate



**GREG OSBORN**  
Sales Associate



**BRAD RINEHART**  
Sales Associate



**JOSH WENTZ**  
Sales Associate

## FLYERS WIVES CHARITIES

---



**CLAIRE SCUILLI**  
Finance Manager




**MAURA THOMSON**  
Director of Events



**DONNA KATZMAN**  
Development Manager

## PREMIUM SERVICES DEPARTMENT

---



**GRAIG SELGRATH**  
Director,  
Premium Services



**ERIC STILES**  
Manager,  
Premium Services



**CHAD CAVANAUGH**  
Customer Service  
Representative



**JENNIFER FEENSTRA**  
Customer Service  
Representative



**MARISA HALPERN**  
Customer Service  
Representative

## PREMIUM SEATING DEPARTMENT

---



**JIMMY DUNK**  
Director of Premium  
Seating



**ANTHONY MONACO**  
Sales Manager of  
Premium Seating




**CHRIS GENTNER**  
Senior Sales Executive



**DOMINIC MICALI**  
Sales Executive



**MATT MARRON**  
Sales Executive



**JULIE BATTISTA**  
Inventory and Finance  
Coordinator



**AMANDA KEEN**  
Marketing Coordinator



**JAMIE PILKA**  
Sales & Marketing  
Coordinator

## ADVERTISING SALES DEPARTMENT



**BO KOELLE**  
Director,  
Advertising Sales



**JOHN BRAUN**  
National Sales Manager



**MIKE GARRITY**  
Advertising Sales  
Manager



**DAVE FREED**  
Director,  
Interactive Sales




**MIKE THORNTON**  
Director,  
Radio Programs



**JOE WATSON**  
Senior Account  
Executive



**MICHAEL O'CONNOR**  
Senior Account  
Executive



**JOE HEYER**  
Senior Account  
Executive



**ANDREW HUMPHREYS**  
Senior Account  
Executive



**BRYAN COLLINS**  
Account Executive



**RICH RODOWICZ**  
Account Executive



**GABE LEIBOWITZ**  
Account Executive



**DEREK GOLDFARB**  
Account Executive




**JACLYN GESUALDI**  
Account Executive



**BILL HAGAN**  
Account Executive



**DAN RUDLEY**  
Account Executive



**TRENT TATTAR**  
Account Executive



**JACQUELINE HALLIGAN**  
Sponsorship Manager



**SHANNAN ARCHER**  
Manager of Television  
Services



**SHERI WADE**  
Manager of Contract  
Services



**DANIELLE MARTINEZ**  
Account Coordinator



**BREE DANECKER**  
Account Coordinator



**MCKENZIE BLANKENSHIP**  
Account Coordinator

## JIM JACKSON | TV Play-by-Play Announcer



Jim Jackson is in his 16th season broadcasting with the Flyers, 14th on television. He is a five-time Mid-Atlantic Emmy Award winner for Sports Play-By-Play/Color Commentary and twice a winner for Best Lives Sports Coverage Series. Jackson was the team's radio play-by-play voice for two seasons (1993-94 & 1994-95). For the past three seasons, Jackson also hosted the pre-game and post-game shows on the Philadelphia Phillies radio network. During the 2004-05 lockout, Jackson served as a part-time host on 610 WIP SportsRadio (610-AM), as the radio play-by-play announcer for the Trenton Thunder (Eastern League affiliate of the New York Yankees, Class "AA" Baseball) and promoted his book, *Walking Together Forever: The Broad Street Bullies, Then and Now*. He joined the Flyers in 1993 after spending the previous six years doing play-by-play for the Utica Devils, formerly the New Jersey Devils' American Hockey League affiliate. He also served as sports director for WTLB (AM) Radio in Utica, New York, and was the play-by-play broadcaster for the Utica Blue Sox (New York Penn League, Class "A" Baseball). Jackson graduated from Syracuse University in 1985 with a degree in Broadcast Journalism, where he handled the play-by-play duties for the university's football, basketball, and lacrosse teams. He is a native of Utica and currently resides in Gloucester Township, New Jersey, with his wife, Bernadette, and their two children, daughter Deanna and son Johnny.

## STEVE COATES | TV Color Commentary



Is in his 27th season as a member of the Flyers' Broadcast Team, Steve Coates has filled several roles from 1980-2007, ranging from radio color analysis to host on Flyers' telecasts on both TAF-TV (Channel 29, 1984 through 1986) and WGBS-TV (Channel 57, 1987 through 1991), to radio color analyst on WIP-AM for six seasons to his current position as the team's television color commentator for the last 11 years. He has won a Mid-Atlantic Emmy (2000 & 2004) for Best Live Sports Coverage Series.

Coates played professional hockey for eight different clubs from 1973 through 1980, including the Detroit Red Wings in 1976-77. He has also played for the Des Moines Capitals (IHL, 1973-74); Richmond Robins (AHL, 1974-76); Springfield Indians (AHL, 1976-77); Kansas City Red Wings (CHL, 1977-78); Maine Mariners (AHL, 1978); and the Philadelphia/Syracuse Firebirds (AHL, 1978-80). He is a 1973 graduate of Michigan Tech University with a degree in Business Administration.

Steve and his wife, Lynn, reside in Egg Harbor Township, New Jersey, and have a stepdaughter, Kerrie Lynne, who is a pharmacist living in Hammonton, New Jersey, with her husband, Bill.

## KEITH JONES | TV Analyst



Keith Jones is in his fourth season as an analyst for Flyers' telecasts after he served as an analyst for Comcast SportsNet's Post Game Live and Facing Off segments for the previous six seasons. In addition to his work on Comcast SportsNet, Jones also is a member of SportsRadio 610 WIP's Morning Show, serves as an analyst on Canada's TSN and is entering his fifth season as a studio analyst for Versus.

He retired from professional hockey after a nine-year NHL career on November 21, 2000, due to a knee injury. He recorded 117 goals and 141 assists for 258 points and 765 penalty minutes in 491 career regular season games with the Washington Capitals (1992-93 to 1996-97), Colorado Avalanche (1996-97 to 1998-99) and the Flyers (1998-99 through 2000-01). He was acquired by the Flyers from Colorado in exchange for Shjon Podein on November 12, 1998. He registered 27 goals and 47 assists for 74 points and 164 penalty minutes in 131 games as a Flyer. He was drafted by the Capitals in the seventh round (141st overall) of the 1988 NHL Entry Draft. He played four seasons at Western Michigan University. Jones resides in Shamong, New Jersey with his wife, Laura, and their daughter, Adrian.





**BRIAN MONIHAN**  
Sr. Vice  
President &  
General  
Manager



**SCOTT FACCENDA**  
Vice President  
of Operations



**SHAWN OLEKSIK**  
Executive  
Producer -  
Live Events  
and Remote  
Productions



**CYNTHIA WEISS**  
Vice President  
of Marketing



**JON LITNER**  
President,  
Comcast  
Sports Group



**BRYAN COOPER**  
Executive  
Producer/  
Director Flyers  
Broadcasts

## TIM SAUNDERS | Radio Play-by-Play Announcer



Tim Saunders is in his 12th season as the play-by-play announcer for Flyers radio. He also served as the television play-by-play announcer for the Flyers' American Hockey League affiliate, the Philadelphia Phantoms for eight seasons. He spent two seasons (1995-96 & 1996-97) as the play-by-play broadcaster and the Director of Broadcasting for the Cleveland Lumberjacks of the International Hockey League. As Director of Broadcasting, Saunders was responsible for all facets of the team's radio and television involvement including the simulcasts of the Lumberjacks' 20-game television package on Fox Sports Pittsburgh and SportsChannel of Ohio. A native of Grosse Pointe, Michigan, he also served as a broadcaster for the Tulsa Oilers of the Central Hockey League for two seasons (1993-94 & 1994-95) as the cable television voice of the Muskegon Fury of the Colonial Hockey League in 1992-93 and as sports director at WOOD Radio in Grand Rapids, Michigan, for 10 years. Tim and his wife, Margie, have two children: daughter, Katie, and son, Steven; and reside in Somerdale, New Jersey.

## CHRIS THERIEN | Radio Color Commentary



Chris Therien is in his second season as the color analyst for Flyers radio. Most recently, he served as an analyst on Comcast SportsNet's Post-Game Live show, which follows Flyers games. In addition, Therien was a part-time member of SportsRadio 610 WIP's Morning Show as well as the Glen Macnow show. He played 11 seasons for the Flyers during two different stints (1994-95 to 2003-04 & 2005-06), recording 29 goals and 130 assists for 159 points and 583 penalty minutes in 753 regular season games. He also played 11 games for the Dallas Stars during the 2003-04 season. His 753 regular season games as a Flyers are most among Flyers defenseman and are fourth most on the team's All-Time List. He was a member of the Canadian Olympic Team that won the Silver Medal at the 1994 Winter Olympic Games in Lillehammer, Norway. Prior to turning professional, he attended Providence College for three years before joining the Canadian National Team after his junior year at Providence. He was drafted by the Flyers in the third round (47th overall) of the 1990 NHL Entry Draft. In 2004, Therien and former Flyer John LeClair created LeClair Therien Lines, a shipping and

logistics company, which is operated in the Delaware Valley. He is actively involved with the Trillium Gift of Life Foundation in Canada, which supports organ donation...Is also involved with the ALS Hope Foundation and various other charity endeavors. Therien resides in Marlton, New Jersey, with his wife, Diana, and their four children; daughters, Isabella, Ava and Alexa and son, Christopher.



**2009-2010**  
**PHILADELPHIA**  
**FLYERS**



# 45 ARRON ASHAM

RIGHT WING | ASH-uhm, AIR-ruhn

**BIRTHDATE:** April 13, 1978 **BIRTHPLACE:** Portage La Prairie, Manitoba

**SEASON:** 11th NHL, 2nd Flyers **HT:** 5'11" **WT:** 205 **SHOOTS:** Right

**FAMILY:** Son – Dexter; Daughters – Azilynn and Oceane

**OFF-SEASON RESIDENCE:** Point Lookout, New York

**ACQUIRED:** Free Agent, Signed – 7/7/08

## PERSONAL

Nickname is Ash...Has his own charity called "Arron's Chance 2 Play Hockey" (chance2play.com)...Over the summer, he spent time golfing and spending time with his kids...Is a big fan of Johnny Cash...Favorite TV show is Seinfeld...Would like to be on stage at an AC/DC concert...If he could be any other athlete for the day, it would be Derek Jeter.

## 2008-09

Recorded a goal and an assist in six games of the Eastern Conference Quarterfinals series vs. Pittsburgh...Posted two assists vs. NY Rangers on Apr. 12...Went scoreless the previous four games...Recorded two goals vs. NY Rangers on Mar. 14...Missed four games (Dec. 30-Jan. 6) due to injury...Recorded his first point as a Flyer with a goal at Ottawa on Nov. 6.

## CAREER

Entering the 2008-09 season, he recorded 64 goals and 71 assists for 135 points and 537 penalty minutes in 498 career NHL regular season games in nine seasons with the Montreal Canadiens (1998-99 through 2001-02), NY Islanders (2002-03 through 2006-07) and New Jersey (2007-08)...**2007-08:** Recorded six goals and four assists for 10 points and 84 penalty minutes in 77 regular season game for the New Jersey Devils...Appeared in all five Devils playoff games, posting an assist...Was unsuccessful on his first career penalty shot attempt vs. Buffalo on Dec. 28 (stopped by Ryan Miller)...**2006-07:** Registered 11 goals and 12 assists for 23 points and 63 penalty minutes in a career-high 80 games...**2005-06:** Missed final 18 games of the regular season due to ankle sprain at New Jersey on March 14...**2004-05:** Played five regular season games and four playoff games for EHC Visp (Swiss-2)...**2002-03:** Recorded 15 goals and 19 assists for 34 points and 57 penalty minutes in 78 games for Islanders...Set career highs for goals, assists and points in a season...Posted a career high for assists (4) and points (5) in a game at Chicago on March 25...**2001-02:** For the fourth consecutive season, split the season between the Canadiens and their AHL affiliate (Fredericton in 1998-99 and Quebec in 1999-2000 through 2001-02)...Recorded a career best +7 rating in 35 games for the Canadiens...**1999-2000:** Scored his first career NHL goal vs. Ottawa on Dec. 29...**1998-99:** Was scoreless in seven games for the Montreal Canadiens, his first season in the NHL...Appeared in 60 games for the Canadiens' American Hockey League affiliate, the Fredericton Canadiens, posting 34 points (16G,18A) and 118 penalty minutes...Played his first career NHL game vs. Pittsburgh on Nov. 28...**1997-98:** Appeared in two games for the Fredericton Canadiens of the American Hockey League, his first games as a professional, after Red Deer's season had concluded...**Amateur Career:** Played four seasons for the Red Deer Rebels of the Western Hockey League (1994-95 through 1997-98), recording 131 goals and 161 assists for 292 points and 602 penalty minutes in 266 regular season games...Finished second in the WHL in playoff scoring during the 1997 WHL Playoffs, registering 26 points (12G,14A) in 16 games.



## CAREER STATS VS. NHL

TEAM	GP	G	A	PTS	PIM
ANAHEIM	7	1	2	3	9
ATLANTA	24	3	5	8	38
BOSTON	32	2	3	5	39
BUFFALO	29	6	11	17	42
CALGARY	8	0	1	1	2
CAROLINA	31	2	2	4	65
CHICAGO	7	1	6	7	8
COLORADO	8	1	1	2	7
COLUMBUS	6	1	0	1	2
DALLAS	9	1	0	1	5
DETROIT	8	0	1	1	9
EDMONTON	9	1	1	2	7
FLORIDA	29	4	3	7	11
LOS ANGELES	9	4	0	4	5
MINNESOTA	8	1	2	3	27
MONTREAL	22	3	4	7	2
NASHVILLE	8	1	2	3	12
NEW JERSEY	37	0	3	3	67
NY ISLANDERS	21	3	1	4	28
NY RANGERS	43	7	6	13	39
OTTAWA	26	7	1	8	25
FLYERS	38	3	5	8	64
PHOENIX	8	0	1	1	7
PITTSBURGH	39	5	9	14	45
SAN JOSE	8	1	0	1	2
ST. LOUIS	9	1	1	2	13
TAMPA BAY	29	2	2	4	38
TORONTO	28	6	6	12	20
VANCOUVER	9	2	1	3	14
WASHINGTON	27	3	3	6	40

## CAREER RECORD

			REGULAR SEASON					PLAYOFFS				
YEAR	TEAM	LEAGUE	GP	G	A	PTS	PIM	GP	G	A	PTS	PIM
1994-95	Red Deer	WHL	62	11	16	27	126	--	--	--	--	--
1995-96	Red Deer (a)	WHL	70	32	45	77	174	10	6	3	9	20
1996-97	Red Deer	WHL	67	45	51	96	149	16	12	14	26	36
1997-98	Red Deer	WHL	67	43	49	92	153	5	0	2	2	8
1998-99	Fredericton	AHL	2	1	1	2	0	2	0	1	1	0
	Fredericton	AHL	60	16	18	34	118	13	8	6	14	11
	Montreal	NHL	7	0	0	0	0	--	--	--	--	--
1999-00	Montreal	NHL	33	4	2	6	24	--	--	--	--	--
2000-01	Quebec	AHL	13	4	5	9	32	2	0	0	0	2
	Montreal	NHL	46	2	3	5	59	--	--	--	--	--
	Quebec	AHL	15	7	9	16	51	7	1	2	3	2
2001-02	Montreal (b)	NHL	35	5	4	9	55	3	0	1	1	0
2002-03	Quebec	AHL	24	9	14	23	35	--	--	--	--	--
	NY Islanders	NHL	78	15	19	34	57	5	0	0	0	16
	NY Islanders	NHL	79	12	12	24	92	5	0	1	1	8
2004-05	EHC Visp	Swiss-2	5	2	4	6	6	4	1	1	2	8
2005-06	NY Islanders	NHL	63	9	15	24	103	--	--	--	--	--
2006-07	NY Islanders (c)	NHL	80	11	12	23	63	5	1	0	1	0
2007-08	New Jersey (d)	NHL	77	6	4	10	84	5	0	1	1	2
2008-09	FLYERS	NHL	78	8	12	20	155	6	1	1	2	6
NHL TOTALS			576	72	83	155	692	29	2	4	6	28
FLYERS TOTALS			78	8	12	20	155	6	1	1	2	6

(a) Drafted from Red Deer by Montreal in the third round (71st overall) of the 1996 NHL Entry Draft.

(b) Traded by Montreal, along with a fifth round pick in the 2002 NHL Entry Draft (Marcus Paulsson) to NY Islanders in exchange for Mariusz Czerkawski on June 22, 2002.

(c) Signed as a free agent by New Jersey on August 7, 2007


(d) Signed as a free agent by the Flyers on July 7, 2008.

## STATISTICAL CAREER HIGHS

	FLYERS	CAREER
MOST GOALS (GAME)	2 (vs. NYR, 3/14/09)	2 (SEVEN TIMES)
MOST ASSIST (GAME)	2 (vs. NYR, 4/12/09)	4 (at CHI, 3/25/03)
MOST POINTS (GAME)	2 (THREE TIMES, 12/18/08, 3/14/09, 4/12/09)	5 (AT CHI, 3/25/03)-1G, 4A)
MOST GOALS (SEASON)	8 (2008-09)	15 (2002-03)
MOST ASSIST (SEASON)	12 (2008-09)	19 (2002-03)
MOST POINTS (SEASON)	20 (2008-09)	34 (2002-03)
LONGEST GOAL-SCORING STREAK	NONE	2 GAMES (EIGHT TIMES)
LONGEST ASSIST-SCORING STREAK	NONE	3 GAMES (THREE TIMES)
LONGEST POINT-SCORING STREAK	3 GAMES (3/29/09 – 4/3/09)	4 GAMES (THREE TIMES)

## MISCELLANEOUS STATS

YEAR	TEAM	LEAGUE	REGULAR SEASON										PLAYOFFS			
			PP	SH	GW	S	S%	+/-	TF	F%	MIN	PP	SH	GW		
1998-99	Montreal	NHL	0	0	0	5	0.0	-4	--	--	7:27	--	--	--		
1999-00	Montreal	NHL	0	1	1	29	13.8	-7	1	0.0	10:14	--	--	--		
2000-01	Montreal	NHL	0	0	0	32	6.3	-9	3	100.0	8:27	--	--	--		
2001-02	Montreal	NHL	0	0	0	30	16.7	7	4	25.0	8:12	0	0	0		
2002-03	NY Islanders	NHL	4	0	1	114	13.2	1	17	41.2	12:12	0	0	0		
2003-04	NY Islanders	NHL	1	0	0	108	11.1	-12	23	34.8	13:12	0	0	0		
2005-06	NY Islanders	NHL	2	1	0	99	9.1	-5	63	41.3	13:32	--	--	--		
2006-07	NY Islanders	NHL	0	0	2	85	12.9	3	10	60.0	9:19	0	0	0		
2007-08	New Jersey	NHL	0	0	2	68	8.8	-6	3	0.0	8:33	0	0	0		
2008-09	FLYERS	NHL	0	0	1	74	10.8	0	15	46.7	8:44	0	0	1		
NHL TOTALS			7	2	7	644	11.2	-32	139	34.9	10:25	0	0	1		



# 33 BRIAN BOUCHER

GOALTENDER BOO-shay, BRIGH-uhn

**BIRTHDATE:** January 2, 1977 **BIRTHPLACE:** Woonsocket, Rhode Island

**SEASON:** 10th NHL, 4th Flyers **HT:** 6'2" **WT:** 196 **CATCHES:** Left

**FAMILY:** Wife – Melissa; Son – Tyler; Daughter – Brianna

**OFF-SEASON RESIDENCE:** Woonsocket, Rhode Island

**ACQUIRED:** Free Agent, Signed – 7/1/09

## PERSONAL

Off season residence is Smithfield, R.I....Wife, Melissa, son Tyler (6) and Brianna (5)...First car was a 1987 Chevy Celebrity Eurosport....If he could make a guest appearance on a TV show it would be 'Entourage'....He would pick Colin Farrell or Brad Pitt to play him in a movie about his life....Favorite cartoon character is Spongebob Squarepants....Will not eat Sushi.

## 2008-09

Went 12-6-3 with a .917 save percentage and 2.18 GAA...His .917 save percentage and 2.18 GAA were his best since his rookie year in 1999-00 (Philadelphia - .918%, 1.91 GAA)...Started the season with back-to-back shutouts and became the only goaltender since 1989-90 to begin his tenure with a franchise with three shutouts in his first five starts...Posted shutout in his season-debut (Oct. 12 at Los Angeles) for the second consecutive season.

## CAREER

**2007-08:** Went 3-0-0 with the Sharks...Became the first goalie in franchise history to record a shutout win in his Sharks debut on Mar. 1 at St. Louis (Nabokov earned a shutout tie in his first appearance)...Signed by San Jose as a free agent on Feb. 26...**2006-07:** Split season with Columbus and Chicago...**2005-06:** Played for Calgary, Phoenix and San Antonio (AHL)...**2004-05:** Played for HV71 in Sweden...**2003-04:** With Phoenix, set two new modern-day NHL records with five consecutive shutouts and a shutout sequence of 332:01...Broke the 55-year-old records of Montreal's Bill Durnan (four, 309:21 sequence in 1948-49)...The shutouts: Dec. 31 vs. Los Angeles (4-0, 21 saves), Jan. 2 at Dallas (6-0, 35 saves), Jan. 4 at Carolina (3-0, 26 saves), Jan. 7 at Washington (3-0, 27 saves) and Jan. 9 at Minnesota (2-0, 21 saves)...NHL record shutout streak went from 19:15 of the second period at Nashville, Dec. 22 through 6:16 of the first period vs. Atlanta, Jan. 11...Set a career high with five shutouts...Recorded first Glendale Arena shutout (4-0 win vs. Los Angeles on Dec. 31)...**2002-03:** Set career highs in games and minutes...**2001-02:** Had a shutout string of 184:30 snapped vs. Islanders on Nov. 3...Recorded consecutive shutouts for first time in career and became first Flyers goalie to record shutouts on consecutive days (30 saves at Washington on Oct. 30 and 27 saves vs. Pittsburgh on Oct. 31 - both 3-0 wins)...**2000-01:** Played 27 games and one playoff game for Flyers...**1999-00:** NHL All-Rookie Team...Led NHL with 1.91 GAA...First rookie goalie since 1950-51 to play at least 25 games and have a GAA under 2.00...Ranked fourth in NHL and led rookies with .918 save percentage...Led team in shutouts (4)...Earned first NHL win vs. New Jersey on Oct. 30...Playoffs: Played 151:48 and did not allow a goal in 149:26, stopping 57 of 58 shots in 2-1, 5 OT win at Pittsburgh on May 4...Recorded first shutout in 2-0 win at Buffalo on Apr. 16...Won first NHL playoff game on Apr. 13 (3-2 win vs. Buffalo)...**1997-99:** Played for Philadelphia (AHL)...Was a member of PlanetUSA Team for 1998 AHL All-Star Classic...A member of the Phantoms 1998 Calder Cup Championship...**1994-97:** Named 1996-97 WHL Goaltender of the Year with Tri-City.



## CAREER STATS VS. NHL

TEAM	GP	MIN	GA	SO	REC	GAA
ANAHEIM	10	178	27	0	3-5-2	2.89
ATLANTA	8	486	17	0	4-2-2	2.09
BOSTON	10	564	23	2	5-4-1	2.44
BUFFALO	7	419	15	0	3-4-0	2.14
CALGARY	4	216	7	0	1-2-0	1.92
CAROLINA	6	357	10	1	5-1-0	1.68
CHICAGO	9	546	20	0	5-2-2	2.18
COLORADO	8	434	22	0	0-5-2	3.02
COLUMBUS	7	430	15	1	4-0-3	3.28
DALLAS	13	768	30	1	5-5-3	2.08
DETROIT	9	547	29	0	1-6-2	2.33
EDMONTON	6	268	18	0	2-4-0	3.18
FLORIDA	4	193	10	0	1-1-1	3.99
LOS ANGELES	13	714	33	2	5-6-1	3.11
MINNESOTA	10	586	29	1	4-3-1-2	2.75
MONTREAL	8	393	20	0	1-4-0	2.95
NASHVILLE	10	546	30	1	4-3-1-1	3.02
NEW JERSEY	6	327	13	0	1-2-1-1	3.28
NY ISLANDERS	7	416	20	0	2-5-0	2.37
NY RANGERS	6	347	15	1	4-2-0	2.86
OTTAWA	7	361	21	0	1-4-1	2.59
FLYERS	2	117	8	0	0-2-0	4.03
PHOENIX	7	265	19	0	1-4-0-2	3.48
PITTSBURGH	12	686	34	1	5-3-2-1	2.97
SAN JOSE	7	397	19	0	3-3-0	2.86
ST. LOUIS	10	539	24	1	4-4-1	2.62
TAMPA BAY	11	621	27	2	6-4-1	2.60
TORONTO	7	401	13	0	3-2-1	1.94
VANCOUVER	10	556	35	0	2-6-1	3.75
WASHINGTON	13	713	26	2	7-5-1	2.18

## CAREER RECORD

YEAR	TEAM	LEAGUE	REGULAR SEASON										PLAYOFFS						
			GP	MINs	GA	SO	AVG.	W	L	T/O	GP	MINs	GA	SO	AVG.	W	L		
1994-95	Tri-City (a)	WHL	35	1,969	108	1	3.29	17	11	2	13	795	50	0	3.77	6	5		
1995-96	Tri-City	WHL	55	3,183	181	1	3.41	33	19	2	11	653	37	2	3.40	6	5		
1996-97	Tri-City	WHL	41	2,458	149	1	3.64	10	24	6	-	-	-	-	-	-	-		
1997-98	Phantoms	AHL	34	1,901	101	0	3.19	16	12	3	2	30	1	0	1.95	0	0		
1998-99	Phantoms	AHL	36	2,061	89	2	2.59	20	8	5	16	947	45	0	2.85	9	7		
1999-00	Flyers	NHL	35	2,038	65	4	1.91	20	10	3	18	1,183	40	1	2.03	11	7		
	Phantoms	AHL	1	65	3	0	2.77	0	0	1	-	-	-	-	-	-	-		
2000-01	Flyers	NHL	27	1,470	80	1	3.27	8	12	5	1	37	3	0	4.92	0	0		
2001-02	Flyers	NHL	41	2,295	92	2	2.41	18	16	4	2	88	2	0	1.37	0	1		
2002-03	Coyotes (b)	NHL	45	2,544	128	0	3.02	15	20	8	-	-	-	-	-	-	-		
2003-04	Coyotes	NHL	40	2,363	108	5	2.74	10	19	10	-	-	-	-	-	-	-		
2004-05	Jonkoping	SEL	4	235	13	0	3.32	-	-	-	-	-	-	-	-	-	-		
2005-06	Coyotes (c)	NHL	11	512	33	0	3.87	3	6	-	-	-	-	-	-	-	-		
	San Antonio	AHL	6	345	8	0	1.39	2	3	0	-	-	-	-	-	-	-		
	Flames	NHL	3	182	15	0	4.95	1	2	-	-	-	-	-	-	-	-		
2006-07	Blackhawks (d)	NHL	15	827	45	1	3.26	1	10	3	-	-	-	-	-	-	-		
	Blue Jackets (e)	NHL	3	142	9	0	3.80	1	1	-	-	-	-	-	-	-	-		
2007-08	Phantoms (f)	AHL	42	2,288	94	4	2.47	23	16	1	-	-	-	-	-	-	-		
	Sharks (g)	NHL	5	238	7	1	1.76	3	1	1	1	2	0	0	0.00	0	0		
2008-09	Sharks (h)	NHL	22	1,291	47	2	2.18	12	6	3	-	-	-	-	-	-	-		
	<b>NHL TOTALS</b>		<b>247</b>	<b>13,902</b>	<b>629</b>	<b>16</b>	<b>2.71</b>	<b>92</b>	<b>103</b>	<b>37</b>	<b>22</b>	<b>1,310</b>	<b>45</b>	<b>1</b>	<b>2.06</b>	<b>11</b>	<b>8</b>		
	<b>FLYERS TOTALS</b>		<b>103</b>	<b>5,803</b>	<b>237</b>	<b>7</b>	<b>2.30</b>	<b>46</b>	<b>38</b>	<b>12</b>	<b>21</b>	<b>1,308</b>	<b>45</b>	<b>1</b>	<b>2.14</b>	<b>11</b>	<b>8</b>		

(a) Drafted by Philadelphia in the first round (22nd overall) in the 1995 NHL Entry Draft.

(b) Traded to Phoenix by Philadelphia with Nashville's 3rd round choice (previously acquired, Phoenix selected Joe Callahan) in the 2002 Entry Draft for Michael Handzus and Robert Esche on June 12, 2002.

(c) Traded to Calgary by Phoenix with Mike Leclerc for Steve Reinprecht and Philippe Suave on February 2, 2006.

(d) Signed as a free agent by Chicago on September 4, 2006.

(e) Claimed on waivers by Columbus from Chicago on February 27, 2007.

(f) Signed as a free agent by Philadelphia (AHL) on July 23, 2007.

(g) Signed as a free agent by San Jose on February 26, 2008.

(h) Signed as a free agent by Philadelphia on July 1, 2009.


## STATISTICAL CAREER HIGHS

	FLYERS	CAREER
WINS (SEASON)	20 (1999-00)	20 (1999-00)
SHUTOUTS (SEASON)	4 (1999-00)	5 (2003-04)

## MISCELLANEOUS STATS

YEAR	TEAM	LEAGUE	REGULAR SEASON						PLAYOFFS					
			G	A	PIM	SA	S%		G	A	PIM	SA	S%	
1999-00	Philadelphia	NHL	0	1	4	790	.918		0	0	0	484	.917	
2000-01	Philadelphia	NHL	0	0	2	644	.876		0	0	0	17	.824	
2001-02	Philadelphia	NHL	0	0	4	972	.905		0	0	0	33	.939	
2002-03	Coyotes	NHL	0	1	0	1,210	.894		-	-	-	-	-	
2003-04	Phoenix	NHL	0	0	2	1,150	.906		-	-	-	-	-	
2005-06	Phoenix	NHL	0	0	2	268	.877		-	-	-	-	-	
	Calgary	NHL	0	0	0	103	.854		-	-	-	-	-	
2006-07	Chicago	NHL	0	0	0	389	.884		-	-	-	-	-	
	Columbus	NHL	0	0	0	67	.866		-	-	-	-	-	
2007-08	San Jose	NHL	0	0	0	103	.932		0	0	0	0	.000	
2008-09	San Jose	NHL	0	0	2	563	.917		-	-	-	-	-	
	<b>NHL TOTALS</b>		<b>0</b>	<b>6</b>	<b>79</b>	<b>10177</b>	<b>.911</b>		<b>0</b>	<b>1</b>	<b>2</b>	<b>540</b>	<b>.904</b>	
	<b>FLYERS TOTALS</b>		<b>0</b>	<b>1</b>	<b>10</b>	<b>2,406</b>	<b>.901</b>		<b>0</b>	<b>0</b>	<b>0</b>	<b>534</b>	<b>.916</b>	





# 48 DANNY BRIERE

CENTER | bree-AIR, DAN-nee

**BIRTHDATE:** October 6, 1977 **BIRTHPLACE:** Gatineau, Quebec

**SEASON:** 12th NHL, 3rd Flyers **HT:** 5'10" **WT:** 179 **SHOOTS:** Right

**FAMILY:** Wife – Sylvie; Sons – Caelan, Carson, Cameron

**OFF-SEASON RESIDENCE:** Ottawa, Ontario

**ACQUIRED:** Free Agent, Signed – 7/1/07

## PERSONAL

Supports the Briere Bunch which is a group of Briere fans who sell Briere apparel where 100 percent of profit benefits Flyers Wives Carnival, Camp Good Days, Special Times, which is dedicated to improving the quality of life for children, adults and families whose lives have been touched by cancer and other life challenges...His first car was an Isuzu Impulse...If he could vacation anywhere it would be Italy...If he could appear on any reality TV show it would be 'Survivor'...His favorite guilty pleasure food is birthday cake and cookies and his least favorite food is grapefruit...If he could be any cartoon character it would be Spiderman.

## 2008-09

Posted four points (1G,3A) in six games of the Eastern Conference Quarterfinals vs. Pittsburgh...Recipient of the Yanick Dupre Class Guy Memorial Award winner, selected by The Philadelphia chapter of the Professional Hockey Writers' Association (P.H.W.A.) to the Flyer who best exemplifies a strong rapport with the media...Recorded at least a point in each of his final three games of the regular season (2G,2A) and 10 of his last 13 games (6G,10A)...Played his 100th game as a Flyer on Mar. 28 at NY Islanders...Posted two goals at Buffalo on Mar. 20...Missed two games (Mar. 7-10) due to groin injury...Missed the previous 36 Flyers games due to a groin/stomach injury...Recorded a goal and three assists in three games while on conditioning assignment with the Phantoms...Was reassigned to the Flyers' American Hockey League Affiliate, the Philadelphia Phantoms, on Jan. 14 for conditioning purposes...Underwent surgical procedure on Jan. 22 to his groin/stomach area...Missed 13 games (Dec. 4-30) due to groin strain suffered on Dec. 2...Missed nine games (Nov. 13-29) due to injury...Missed six games (Oct. 24-Nov. 6) due to a torn stomach muscle.

## CAREER

Played in parts of nine NHL seasons with the Phoenix Coyotes and Buffalo Sabres (1997-98 through 2006-07) before joining the Flyers...Played parts of six seasons with Phoenix (1997-98 through 2002-03), recording 70 goals and 76 assists for 146 points in 258 regular season games with 146 penalty minutes...Played parts of four seasons with Buffalo (2002-03 through 2006-07), scoring 92 goals and 138 assists for 230 points in 225 regular season games...**2007-08:** Led team in play-off scoring with 16 points (9G, 7A)...Reached the 30-goal mark for the third time in his career...Set a new career high for power play goals in a season...First on the team in power play points (37, tied for fifth in the NHL) and shooting percentage (17.0% - 31 goals on 182 shots - tied for 14th in the NHL)...Second on the team in points (72), goals (31), assists (41) and power play goals (14, tied for 11th in the NHL)...Tied for second on the team in power play assists (23)...Recorded at least a point in each of his final seven games of the regular season (5G,5A) and in 14 of his final 15 games of the regular season...Missed final two games of the regular season due to a lower body injury...Named First Star at NY Islanders on March 29 after scoring a power play goal and the game-determining goal in the shootout...Named NHL's "Third Star of the Week" for the week ending March 23...Named First Star vs. NY Islanders on March 23 after recording a goal and two assists and vs. NY Rangers on March 21 after scoring two goals...Posted an assist vs. Atlanta on March 18...Was scoreless at Pittsburgh on March 16, ending his seven-game point-scoring streak...Missed game vs. Buffalo on March 4 due to a shoulder sprain...Scored the game-winning goal in the shootout to give the Flyers a 4-3 win at Buffalo on Feb. 25...Was scoreless vs. Dallas on Dec. 1 ending his five-game point-scoring streak (5G,5A)...Named NHL First Star of the Week for the ending on Nov. 25...Named First Star at Ottawa on Nov. 24 after recording the game-winning goal and two assists...Scored a power play goal vs. Washington on Nov. 23...Named First Star at Carolina on Nov. 21 after recording three goals and an assist, tying his career high for goals (third time) and points (second time) in a game...His third goal at Carolina on Nov. 21 was his 400th career NHL point...Was scoreless vs. NY Islanders on Nov. 12, his 500th career NHL game...Named Third Star at Vancouver on Oct. 10 after registering a goal and two assists, his third consecutive multiple-point game...Named Third Star at Edmonton on Oct. 6 after recording a goal and an assist...Named First Star at Calgary on Oct. 4 after scoring two goals, including the game-winning goal, in his first game as a Flyer...**2006-07:** Recorded 32 goals and 63 assists for 95 points and 89 penalty minutes in 81 regular season games for the Buffalo Sabres...Led the Sabres in points (95, 10th in the NHL) and assists (63, seventh in the NHL)...His 32 goals, 63 assists and 95 points were all new career highs for a single season...Led the Sabres in scoring with 15 points (3G,12A) in 16 playoff games as Buffalo advanced to

the 2007 Eastern Conference Finals...His 12 assists during the 2007 Stanley Cup Playoffs set a new Sabres record for most assists in a playoff year...The Sabres' co-captain was voted in as an Eastern Conference starter for the 2007 NHL All-Star Game, earning All-Star Game MVP honors after posting a game-high five points (1G,4A)...**2005-06:** Named co-captain (along with Chris Drury) during training camp...Had two eight-game scoring streaks (Oct. 13 through Nov. 2 and Dec. 14 through Mar. 11)...Had a career-high four points (2G,2A) at Washington on March 14...Scored the Sabres' first-ever deciding shootout goal at Tampa Bay on October 13...Played his 400th career NHL game vs. Montreal on April 18...Led the team in the 2006 Playoffs in points (19) assists (11) and was second in goals (8) in 18 games...Had an assist and scored OT game-winner in Game 6 of the Eastern Conference Finals vs. Carolina on May 30...**2004-05:** Registered 16 goals and 29 assists for 45 points and 26 penalty minutes in 36 games for SC Bern (Swiss)...First on the team in points, goals and assists...**2003-04:** Led the Sabres in scoring with 65 points, tied for first in assists (37) and was second in goals (28)...Tied for the team lead with 11 powerplay goals...Scored his 100th career NHL goal at Washington on March 10...Played his 300th career NHL game vs. Tampa Bay on December 6...**2002-03:** Split the season between the Coyotes and Sabres registering 24 goals and 34 assists for 58 points and 62 penalty minutes in 82 games...Posted 12 points (7G,5A) and 12 penalty minutes in 14 games for Buffalo...Was acquired by Buffalo, along with a third round choice in the 2004 NHL Entry Draft, from the Phoenix Coyotes in exchange for Chris Gratton and a fourth round choice in the 2004 NHL Entry Draft on March 10...Recorded 17 goals and 29 assists for 46 points and 50 penalty minutes in 68 games in Phoenix...**2001-02:** Set career highs in goals (32), assists (28), points (60), penalty minutes (52) and games played (78)...Led the team in goals, power-play goals (12) and power-play points (22)...Finished second on the team in points, multiple-point games (16) and tied for second in game winning goals (5)...Reached the 20-goal and 30-goal plateau for first time...Recorded his 50th career NHL goal, a game-winning goal at Anaheim on March 27...Recorded his 100th career NHL point (assist) vs. Nashville on April 14...Nominated for the NHL's Bill Masterton Trophy by Phoenix chapter of the Professional Hockey Writers' Association...**2000-01:** Scored 11 goals and four assists for 15 points and 12 penalty minutes in 30 regular season games with Phoenix...Was second on the team with nine power-play goals...Named runner-up for NHL player of the week for January 15-21 with six points (5G,1A) in four games...Had a career-high six-game goal streak (7G,1A) from January 12-21 and tied for the second longest streak in the NHL...Appeared in 100th career NHL game vs. Edmonton on February 9...Recorded 46 points (21G,25A) and 30 penalty minutes in 30 regular season games with Phoenix' AHL affiliate, the Springfield Falcons...Named to the Canadian All-Star team in the AHL All-Star Classic...Ranks second all-time on the Falcons in goals (88), third in points (217) and fourth in assists (129)...**1999-2000:** Appeared in 13 games for Phoenix, scoring one goal and one assist...Posted 71 points (29G,42A) and 56 penalty minutes in 58 games with Springfield, finishing tied for 12th in the AHL in scoring...**1998-99:** Recorded 22 points (8G,14A) and 30 penalty minutes in 64 regular season games with Phoenix...**1997-98:** Made his NHL debut with Phoenix vs. Colorado March 19...Scored his first NHL goal in second game at Los Angeles on March 21...Posted 92 points (36G,56A) and 42 penalty minutes in 68 games with Springfield...Finished fourth in the AHL in points (92) and goals (36) and sixth in assists (56)...Named to the Canadian All-Star team in the AHL All-Star Classic...Named AHL First Team All-Star...Was awarded the Dudley "Red" Garrett Memorial Award as the AHL's Rookie of the Year...**Amateur Career:** Played three seasons with Drummondville (1994-95 through 1996-97) in the Quebec Major Junior Hockey League registering 170 goals and 246 assists for 416 points and 224 penalty minutes in 198 games...Led the team in scoring in each of his three years and in 1995-96 became the fourth player in QMJHL history (Dale Hawerchuk, Pat LaFontaine and Mario Lemieux) to lead the league in points (163), goals (67) and assists (96) in 67 games...Named to the QMJHL Second All-Star Team...Named QMJHL Offensive Rookie of the Year and QMJHL Scholastic Player of the Year in 1994-95.

# 48 DANNY BRIERE

## CAREER RECORD

YEAR	TEAM	LEAGUE	REGULAR SEASON					PLAYOFFS				
			GP	G	A	PTS	PIM	GP	G	A	PTS	PIM
1994-95	Drummondville	QMJHL	72	51	72	123	54	4	2	3	5	2
1995-96	Drummondville (a)	QMJHL	67	67	96	163	84	6	6	12	18	8
1996-97	Drummondville	QMJHL	59	52	78	130	94	8	7	7	14	14
1997-98	Springfield	AHL	68	36	56	92	42	4	1	2	3	4
	Phoenix	NHL	5	1	0	1	2	--	--	--	--	--
1998-99	Phoenix	NHL	64	8	14	22	30	--	--	--	--	--
	Springfield	AHL	13	2	6	8	20	3	0	1	1	2
	Las Vegas	IHL	1	1	1	2	0	--	--	--	--	--
1999-00	Springfield	AHL	58	29	42	71	56	--	--	--	--	--
	Phoenix	NHL	13	1	1	2	0	1	0	0	0	0
2000-01	Springfield	AHL	30	21	25	46	30	--	--	--	--	--
	Phoenix	NHL	30	11	4	15	12	--	--	--	--	--
2001-02	Phoenix	NHL	78	32	28	60	52	5	2	1	3	2
2002-03	Phoenix (b)	NHL	68	17	29	46	50	--	--	--	--	--
	Buffalo	NHL	14	7	5	12	12	--	--	--	--	--
2003-04	Buffalo	NHL	82	28	37	65	70	--	--	--	--	--
2004-05	SC Bern	Swiss	36	17	29	46	26	11	1	6	7	2
2005-06	Buffalo	NHL	48	25	33	58	48	18	8	11	19	12
2006-07	Buffalo (c)	NHL	81	32	63	95	89	16	3	12	15	16
2007-08	FLYERS	NHL	79	31	41	72	68	17	9	7	16	20
2008-09	FLYERS	NHL	29	11	14	25	26	6	1	3	4	8
	Philadelphia	AHL	3	1	4	5	2	--	--	--	--	--
<b>NHL TOTALS</b>			<b>591</b>	<b>204</b>	<b>269</b>	<b>473</b>	<b>459</b>	<b>63</b>	<b>23</b>	<b>34</b>	<b>47</b>	<b>58</b>
<b>FLYERS TOTALS</b>			<b>108</b>	<b>42</b>	<b>55</b>	<b>97</b>	<b>94</b>	<b>23</b>	<b>10</b>	<b>10</b>	<b>20</b>	<b>28</b>

(a) Drafted by the Phoenix Coyotes in the 1st round (24th overall) in 1996 of the 1996 NHL Entry Draft.

(b) Traded by Phoenix to Buffalo, along with a third round choice in the 2004 NHL Entry Draft (Andrej Sekara), in exchange for

Chris Gratton and a fourth round choice in the 2004 NHL Entry Draft (Roman Tomanek), on March 10, 2003

(c) Signed as a free agent by the Flyers, July 1, 2007

## MISCELLANEOUS STATS

YEAR	TEAM	LEAGUE	REGULAR SEASON									PLAYOFFS			
			PP	SH	GW	S	S% +/-	TF	F%	MIN	PP	SH	GW		
1997-98	Phoenix	NHL	0	0	0	4	25.0	1	--	--	6:49	--	--	--	
1998-99	Phoenix	NHL	2	0	2	90	8.9	-3	484	47.5	11:13	--	--	--	
1999-00	Phoenix	NHL	0	0	0	9	11.1	0	65	49.2	7:41	0	0	0	
2000-01	Phoenix	NHL	9	0	1	43	25.6	-2	210	50.0	10:50	--	--	--	
2001-02	Phoenix	NHL	12	0	5	149	21.5	6	951	51.8	15:44	1	0	1	
2002-03	Phoenix	NHL	4	0	3	142	12.0	-21	1108	52.5	17:02	--	--	--	
	Buffalo	NHL	5	0	1	39	17.9	1	206	50.0	17:49	--	--	--	
2003-04	Buffalo	NHL	11	0	3	194	14.4	-7	1066	47.1	18:20	--	--	--	
2005-06	Buffalo	NHL	11	0	4	147	17.0	3	517	50.7	19:04	3	0	2	
2006-07	Buffalo	NHL	9	0	6	234	13.7	17	1089	49.6	19:19	2	0	1	
2007-08	FLYERS	NHL	14	0	3	182	17.0	-22	1250	50.5	18:51	6	0	3	
2008-09	FLYERS	NHL	4	0	0	54	20.4	-1	147	46.2	15:39	1	0	0	
NHL TOTALS			81	0	28	1287	15.8	-28	7093	45.4	16:28	13	0	7	


## CAREER STATS VS. NHL

TEAM	GP	G	A	PTS	PIM
ANAHEIM	20	7	9	16	20
ATLANTA	20	9	13	22	14
BOSTON	33	12	24	36	24
BUFFALO	12	4	2	6	6
CALGARY	15	8	4	13	20
CAROLINA	24	6	13	19	20
CHICAGO	13	6	2	8	6
COLORADO	18	3	7	10	12
COLUMBUS	10	2	7	9	4
DALLAS	19	7	5	12	12
DETROIT	16	3	5	8	8
EDMONTON	14	4	6	10	24
FLORIDA	20	10	10	20	14
LOS ANGELES	18	7	13	20	12
MINNESOTA	13	1	1	2	12
MONTREAL	30	8	10	18	16
NASHVILLE	16	2	8	10	14
NEW JERSEY	28	8	7	15	26
NY ISLANDERS	25	10	11	21	14
NY RANGERS	31	15	15	30	24
OTTAWA	31	8	17	25	26
FLYERS	16	9	9	18	4
PHOENIX	2	1	0	1	0
PITTSBURGH	28	7	17	24	28
SAN JOSE	19	8	5	13	10
ST. LOUIS	15	5	7	12	6
TAMPA BAY	21	10	10	20	16
TORONTO	28	11	17	28	32
VANCOUVER	14	4	4	8	8
WASHINGTON	22	8	11	19	27



## STATISTICAL CAREER HIGHS

	FLYERS	CAREER
MOST GOALS (GAME)	3 (at CAR, 11/21/07)	3 (THREE TIMES)
MOST ASSIST (GAME)	3 (vs. TOR, 4/3/09)	3 (FOUR TIMES)
MOST POINTS (GAME)	4 (vs. TOR, 4/3/09)	4 (THREE TIMES)
MOST GOALS (SEASON)	31 (2007-08)	32 (2006-07)
MOST ASSIST (SEASON)	41 (2007-08)	63 (2006-07)
MOST POINTS (SEASON)	72 (2007-08)	95 (2006-07)
LONGEST GOAL-SCORING STREAK	4 GAMES (10/18/08 – 11/8/08)	6 GAMES (1/12/01 – 1/21/01)
LONGEST ASSIST-SCORING STREAK	4 GAMES (10/16/07 – 10/24/07)	9 GAMES (10/7/06 – 10/28/06)
LONGEST POINT-SCORING STREAK	7 GAMES (TWO TIMES)	10 GAMES (10/6/06 – 10/28/06)



# 13 DAN CARCILLO

LEFT WING | KAR-sihl-oh, DAN

**BIRTHDATE:** January 28, 1985 **BIRTHPLACE:** King City, Ontario

**SEASON:** 4th NHL, 2nd Flyers **HT:** 6'0" **WT:** 207 **SHOOTS:** Left

**FAMILY:** Single

**OFF-SEASON RESIDENCE:** King City, Ontario

**ACQUIRED:** Trade from Phoenix - 3/4/09

## PERSONAL

Off season residence is King City, Ontario...Single...First car was a 2000 Chevy S10...Favorite game show is 'Family Feud'... Would select Russell Crowe to portray him in a movie about his life...Favorite cartoon character is Wiley E. Coyote...If he could have dinner with anyone it would be Jimmy Paige from Led Zeppelin...Favorite food is chicken fingers with plum sauce and least favorite is cheese.

## 2008-09

Led the NHL in penalty minutes (254)...Recorded an assist vs. Nashville on Mar. 7, his first point as a Flyer...Went scoreless vs. Calgary on Mar. 5, his first game as a Flyer...Acquired from Phoenix in exchange for forward Scottie Upshall and a second round draft pick in 2011 on Mar. 4.

## CAREER

**2007-08:** Played in 57 games for the Coyotes, collecting 13-11-24...Led the NHL in penalty minutes (324 - Coyotes rookie record)...Ranked 5th on the Coyotes and T-9th among all NHL rookies in goals (13)...Recorded his first career hat-trick vs. Dallas on Apr. 4...Scored two goals to record the first multi-goal game of his career vs. Minnesota on Oct. 13...**2006-07:** Appeared in 18 games for the Coyotes after being acquired from Pittsburgh on Feb. 27, recording seven points (4G,3A) and 74 penalty minutes...Recorded his first NHL assist vs. Colorado on Mar. 17...Posted his first career NHL goal vs. Chicago on Mar. 10...Made his NHL debut for the Coyotes on Mar. 3 vs. Columbus...Appeared in 52 games for Wilkes-Barre/Scranton (AHL) prior to being traded on Feb. 27...He recorded 30 points (21G,9A) and 183 penalty minutes...**2005-06:** Played in 51 games for Wilkes-Barre/Scranton (AHL), recording 24 points (11G,13A) and 311 penalty minutes (4th in AHL, 1st among rookies)...Registered five points (3G,2A) in six games for ECHL's Wheeling...**2004-05:** Began the season with Sarnia (OHL), recording nine points (2G,7A) and 40 penalty minutes in 12 games...Traded to Mississauga on Oct. 9...Appeared in 20 games with Mississauga, finishing with 18 points (8G,10A) and 75 penalty minutes...**2003-04:** Finished with 30-29-59 in 61 games for Sarnia...Ranked second on the team in goals (30) and fourth in points (59)...**2002-03:** Registered 66 points (29G,37A) and 157 PIM in 68 games with Sarnia...Named to Second Team OHL All-Rookie Team...Ranked 4th on the team in scoring and 5th in goals...**International: 2003:** Won gold medal with Team Canada at 2003 Under-18 World Championships in Russia...Assisted on overtime game-winning goal for Canada in semifinal game against U.S.



## CAREER STATS VS. NHL

TEAM	GP	G	A	PTS	PIM
ANAHEIM	11	2	3	5	51
ATLANTA	1	0	1	1	7
BOSTON	2	0	0	0	7
BUFFALO	3	0	0	0	45
CALGARY	6	0	1	1	24
CAROLINA	2	0	0	0	5
CHICAGO	7	1	1	2	47
COLORADO	4	0	3	3	11
COLUMBUS	6	1	0	1	22
DALLAS	15	7	2	9	65
DETROIT	6	0	1	1	8
EDMONTON	5	1	1	2	28
FLORIDA	3	0	0	0	5
LOS ANGELES	14	1	3	4	64
MINNESOTA	6	2	0	2	16
MONTREAL	0	0	0	0	0
NASHVILLE	6	0	2	2	44
NEW JERSEY	2	0	0	0	9
NY ISLANDERS	3	0	0	0	7
NY RANGERS	6	1	2	3	5
OTTAWA	1	0	0	0	24
FLYERS	3	2	0	2	0
PHOENIX	0	0	0	0	0
PITTSBURGH	3	0	0	0	4
SAN JOSE	12	0	1	1	53
ST. LOUIS	8	1	1	2	23
TAMPA BAY	1	0	0	0	0
TORONTO	4	0	2	2	24
VANCOUVER	7	1	1	2	54
WASHINGTON	2	0	0	0	0

## CAREER RECORD

YEAR	TEAM	LEAGUE	REGULAR SEASON					PLAYOFFS				
			GP	G	A	PTS	PIM	GP	G	A	PTS	PIM
2002-03	Sarnia (a)	OHL	68	29	37	66	157	6	0	4	4	14
2003-04	Sarnia	OHL	61	30	29	59	148	4	1	2	3	12
2004-05	Sarnia	OHL	12	2	7	9	40	--	--	--	--	--
	Mississauga	OHL	20	8	10	18	75	5	3	1	4	18
2005-06	Wheeling	ECHL	6	3	2	5	32	-	-	-	-	-
	Wilkes-Barre	AHL	51	11	13	24	311	11	1	0	1	47
2006-07	Phoenix	NHL	18	4	3	7	74	--	--	--	--	--
	Wilkes-Barre (b)	AHL	52	21	9	30	183	--	--	--	--	--
2007-08	Phoenix	NHL	57	11	13	24	324	--	--	--	--	--
	San Antonio	AHL	5	2	1	3	16	--	--	--	--	--
2008-09	Phoenix (c)	NHL	54	3	7	10	174	--	--	--	--	--
	FLYERS	NHL	20	0	4	4	80	5	1	1	2	5
	<b>NHL TOTALS</b>		<b>149</b>	<b>18</b>	<b>27</b>	<b>45</b>	<b>652</b>	<b>5</b>	<b>1</b>	<b>1</b>	<b>2</b>	<b>5</b>
	<b>FLYERS TOTALS</b>		<b>20</b>	<b>0</b>	<b>4</b>	<b>4</b>	<b>80</b>	<b>5</b>	<b>1</b>	<b>1</b>	<b>2</b>	<b>5</b>

(a) Drafted by Pittsburgh in the third round (73rd overall) of the 2003 NHL Entry Draft.

(b) Traded by Pittsburgh, along with a third round pick in the 2008 NHL Entry Draft, to Phoenix in exchange for Georges Laraque, on Feb. 27, 2007.

(c) Traded by Phoenix to the Flyers in exchange for Scottie Upshall and a second round pick in the 2011 NHL Entry Draft.


## STATISTICAL CAREER HIGHS

	FLYERS	CAREER
MOST GOALS (GAME)	0	3 (ONE TIME)
MOST ASSIST (GAME)	2 (vs. NYR, 3/14/09)	2 (ONE TIME)
MOST POINTS (GAME)	2 (vs. NYR, 3/14/09)	3 (ONE TIME)
MOST GOALS (SEASON)	0	13 (2007-08)
MOST ASSIST (SEASON)	4 (2008-09)	11 (2007-08)
MOST POINTS (SEASON)	4 (2008-09)	24 (2007-08)
LONGEST GOAL-SCORING STREAK	NONE	2 GAMES (2 TIMES)
LONGEST ASSIST-SCORING STREAK	2 GAMES (2/19/09 – 2/21/09)	3 GAMES (11/21/07 – 11/24/07)
LONGEST POINT-SCORING STREAK	2 GAMES (2/19/09 – 2/21/09)	3 GAMES (2 TIMES)

## MISCELLANEOUS STATS

		REGULAR SEASON										PLAYOFFS		
YEAR	TEAM	LEAGUE	PP	SH	GW	S	S%	+/-	TF	F%	MIN	PP	SH	GW
2006-07	Phoenix	NHL	3	0	0	32	12.5	-7	--	--	14:56	--	--	--
2007-08	Phoenix	NHL	3	0	1	106	12.3	1	5	80.0	12:43	--	--	--
2008-09	Phoenix	NHL	2	0	0	95	3.2	-13	--	--	11:58	--	--	--
	FLYERS	NHL	0	0	0	35	0.0	-2	20	60.0	10:16	0	0	0
NHL TOTALS			8	0	1	268	7.5	-21	25	46.7	12:23	0	0	0





# 25 MATT CARLE

DEFENSE | KAHRL, MAT

**BIRTHDATE:** September 25, 1984 **BIRTHPLACE:** Anchorage, Alaska

**SEASON:** 5th NHL, 2nd Flyers **HT:** 6'0" **WT:** 202 **SHOOTS:** Left

**FAMILY:** Single

**OFF-SEASON RESIDENCE:** Twin Cities, Minnesota

**ACQUIRED:** Trade from Tampa Bay - 11/7/08

## PERSONAL


Pregame song is "Fuel" by Metallica...First car was a 1988 Chevrolet Silverado...Dream Vacation - Hawaii...If he could have dinner with any person, it would be Santa Claus...If he could be on a reality show, it would be Wipe Out...If he was not a hockey player, he would be a real estate investor...Mel Gibson would be the actor he wants to play him in a movie...If he could be a cartoon character, he would be Sleepy from 'Snow White and the Seven Dwarves'...Guilty pleasures are Chipotle and Philly Cheese steaks...His least favorite food is celery...Favorite place in the city is Independence Hall.

## 2008-09

Finished second on the team in blocked shots (142) and second on the team defense in goals (5)...Missed five games (Dec. 2-11) due to lower body injury...Missed one game (Dec. 27) due to a left ankle bone bruise...Recorded the game-winning goal, his first goal as a Flyer, at Carolina on Nov. 26. Appeared in 12 games for Tampa Bay prior to being traded to the Flyers.

## CAREER

Posted 63 points (16G,47A) and 70 penalty minutes in 151 games for the San Jose Sharks over three seasons (2005-06 through 2007-08)...**2007-08:** Signed a four-year contract extension on Nov. 21...**2006-07:** Was named to the NHL All-Rookie Team after posting 42 points (11G,31A) and 30 penalty minutes in 77 games for San Jose, leading Sharks defensemen...Along with teammate Marc-Edouard Vlasic, the duo became the second pair of defensive teammates in NHL history to be named to the squad in the same season (Detroit's Niklas Lidstrom and Vladimir Konstantinov, 1991-92)...Was only the second rookie defenseman with 40-plus points in one season since 1997-98, the only rookie defenseman with 11-plus goals in their first season since 1993-94 and the only rookie defenseman with eight or more power play goals in his first season since 1991-92...Was first among rookie defensemen and tied for sixth among all NHL rookies in points...Ranked fourth in power play points (26), power play goals (8) and assists (16) among all NHL rookies...Set Sharks record for a single season in goals by a rookie defenseman (11) and power play goals by a defenseman (8)...Set a Sharks record for points in a single season by a rookie defenseman (42)...Selected to the Western Conference Team for the YoungStars Game...His 12 points in October were the third most in NHL history by a rookie defenseman (Rob Blake, L.A., 14 points in 1990 and Brian Leetch, NYR, 13 points in 1988)...**2005-06:** Scored a goal at Minnesota on Mar. 25, his first career NHL game...Signed an NHL contract on Mar. 19...Scored three goals and three assists in 12 games for San Jose...**Collegiate Career:** Played three seasons for the University of Denver Pioneers of the Western Collegiate Hockey Association (2003-04 through 2005-06), recording 29 goals and 93 assists for 122 points and 159 penalty minutes in 112 games for the Pioneers...Is Denver's fourth-leading scorer among defensemen, tied for second among defensemen in assists and eighth among defensemen in goals...Won the Hobey Baker Memorial Award (2005-06 - first Denver player to win award), named to the WCHA First All-Star Team, to the NCAA West First All-Star Team and WCHA Player of the Year...Was also named to the WCHA First All-Star Team and NCAA West First All-Star Team (2004-



## CAREER STATS VS. NHL

TEAM	GP	G	A	PTS	PIM
ANAHEIM	14	0	4	4	14
ATLANTA	5	0	1	1	2
BOSTON	5	0	0	0	2
BUFFALO	6	0	2	2	2
CALGARY	9	1	3	4	0
CAROLINA	4	1	3	4	6
CHICAGO	8	0	5	5	4
COLORADO	10	0	3	3	2
COLUMBUS	7	0	3	3	0
DALLAS	15	1	4	5	2
DETROIT	8	0	4	4	2
EDMONTON	6	1	0	1	2
FLORIDA	5	0	3	3	0
LOS ANGELES	18	0	6	6	8
MINNESOTA	9	1	2	3	8
MONTREAL	3	0	0	0	2
NASHVILLE	8	2	3	5	0
NEW JERSEY	6	0	0	0	2
NY ISLANDERS	7	2	1	3	4
NY RANGERS	10	1	1	2	2
OTTAWA	4	2	0	2	0
FLYERS	2	0	0	0	2
PHOENIX	17	4	2	6	12
PITTSBURGH	7	1	4	5	2
SAN JOSE	1	0	0	0	0
ST. LOUIS	8	2	2	4	2
TAMPA BAY	4	0	2	2	0
TORONTO	6	0	4	4	0
VANCOUVER	10	1	4	5	8
WASHINGTON	5	1	2	3	2

05)...Named to the WCHA All-Rookie Team (2003-04)...Was the first player in WCHA history to win the Player of the Year and Defensive Player of the Year Awards in the same season (2005-06)...**2005-06:** Led all NCAA players in assists (42)...Tied for fifth among all NCAA players in points (53)...Led all NCAA defensemen in goals (11), assists and points and second in points per game (1.36)...Led the NCAA in assists per game (1.08)...Was tied for third in WCHA overall scoring and led all WCHA defensemen in points, goals and assists in league play...**2004-05:** Led Denver in defensemen scoring, goals and third in points and penalty minutes...Tied for second in assists...Led WCHA defensemen in scoring and finished second in nation in points per game by a defenseman...Helped Denver win their second consecutive NCAA championship and was named to the NCAA All-Tournament Team...**2003-04:** Tied for sixth among WCHA defensemen in scoring and was tied for fifth among all WCHA freshmen scorers...**2002-03:** Named to the USHL All-Rookie Team, USHL First All-Star Team and USHL Defenseman of the Year...Recorded 12 goals and 30 assists for 42 points and 98 penalty minutes in 59 regular season games for the River City Lancers (USHL)...Tied for first on the team in scoring, while leading in assists and penalty minutes...Posted a plus-39 rating...Helped team to a berth in Clark Cup Finals...**International Career:** Won the Gold Medal with Team USA at the 2004 IIHF World Jr. Championships...Became first American-born player to win World Junior and NCAA Championships in the same season...Captured Gold Medal with Team USA at the World Under-18 Championships.

## CAREER RECORD

			REGULAR SEASON					PLAYOFFS				
YEAR	TEAM	LEAGUE	GP	G	A	PTS	PIM	GP	G	A	PTS	PIM
2000-01	USNTDP	U-17	13	0	1	1	0	--	--	--	--	--
	USNTDP	NAHL	55	1	4	5	33	--	--	--	--	--
2001-02	USNTDP	U-18	45	3	13	16	30	--	--	--	--	--
	USNTDP	NAHL	7	1	2	3	0	--	--	--	--	--
	USNTDP	USHL	12	0	0	0	21	--	--	--	--	--
2002-03	River City (a)	USHL	59	12	30	42	98	11	2	2	4	20
2003-04	Denver	WCHA	30	5	20	25	33	--	--	--	--	--
2004-05	Denver	WCHA	43	13	31	44	68	--	--	--	--	--
2005-06	Denver	WCHA	39	11	42	53	58	--	--	--	--	--
	San Jose	NHL	12	3	3	6	14	11	0	3	3	4
2006-07	San Jose	NHL	77	11	31	42	30	11	2	3	5	0
	Worcester	AHL	3	0	2	2	0	--	--	--	--	--
2007-08	San Jose (b)	NHL	62	2	13	15	26	11	0	1	1	4
2008-09	Tampa Bay (c)	NHL	12	1	1	2	6	--	--	--	--	--
	FLYERS	NHL	64	4	20	24	16	6	0	3	3	4
NHL TOTALS			227	21	68	89	92	39	2	10	12	12
FLYERS TOTALS			64	4	20	24	16	6	0	3	3	4

(a) Drafted by San Jose in the second round (47th overall) of the 2003 NHL Entry Draft.

(b) Traded by San Jose, along with Ty Wishart, a first round pick in the 2009 NHL Entry Draft and a fourth round pick in the 2010 NHL Entry Draft to Tampa Bay in exchange for Dan Boyle and Brad Lukowich on July 4, 2008.

(c) Traded by Tampa Bay, along with San Jose's third round pick in the 2009 NHL Entry Draft, to the Flyers in exchange for Steve Eminger, Steve Downie and Tampa Bay's fourth round pick in the 2009 NHL Entry Draft (previously acquired) on November 7, 2008.

## STATISTICAL CAREER HIGHS

	FLYERS	CAREER
MOST GOALS (GAME)	1 (FOUR TIMES)	1 (21 TIMES)
MOST ASSIST (GAME)	2 (FOUR TIMES)	2 (EIGHT TIMES)
MOST POINTS (GAME)	2 (FOUR TIMES)	2 (12 TIMES)
MOST GOALS (SEASON)	5 (2008-09)	11 (2006-07)
MOST ASSIST (SEASON)	21 (2008-09)	31 (2006-07)
MOST POINTS (SEASON)	26 (2008-09)	42 (2006-07)
LONGEST GOAL-SCORING STREAK	2 GAMES (2/14/09 & 2/15/09)	2 GAMES (TWO TIMES)
LONGEST ASSIST-SCORING STREAK	2 GAMES (4/1/09 & 4/3/09)	4 GAMES (2/26/07 - 3/4/07)
LONGEST POINT-SCORING STREAK	2 GAMES (TWO TIMES)	5 GAMES (2/24/07 - 3/4/07)

## MISCELLANEOUS STATS

YEAR	TEAM	LEAGUE	PP	SH	REGULAR SEASON					PLAYOFFS				
					GW	S	S%	+/-	TF	F%	MIN	PP	SH	GW
2005-06	San Jose	NHL	2	0	1	11	27.3	-2	--	--	16:07	0	0	0
2006-07	San Jose	NHL	8	0	1	111	9.9	9	1	0.0	18:08	1	0	1
2007-08	San Jose	NHL	2	0	1	63	3.2	-8	1	100.0	16:32	0	0	0
2008-09	Tampa Bay	NHL	0	0	0	13	7.7	1	--	--	21:57	--	--	--
	Flyers	NHL	0	0	2	72	5.6	2	--	--	21:17	0	0	0
NHL TOTALS			12	0	5	270	7.8	2	1	50.0	18:41	1	0	1



# 17 JEFF CARTER

CENTER | KAHR-tuhr, JEHF

**BIRTHDATE:** January 1, 1985 **BIRTHPLACE:** London, Ontario

**SEASON:** 5th NHL, 5th Flyers **HT:** 6'3" **WT:** 200 **SHOOTS:** Right

**FAMILY:** Single

**OFF-SEASON RESIDENCE:** London, Ontario

**ACQUIRED:** Drafted – 1st round (11th overall) in 2003

## PERSONAL

Nickname is Carts...Family consists of parents, Jim and Sue, and sister, Kristy...Pregame song is anything by Kid Rock...First car was a mid-1990's Chevy Blazer...Dream vacation would be in Spain...Will Ferrell would be the actor he wants to play him in a movie...If he was not a hockey player, he would be a carpenter or architect...If he could be a cartoon character, he would be Superman...Lying on the couch and watching TV is his ideal form of relaxation...Guilty pleasure is cookie dough ice cream...Favorite place in the city is the Rittenhouse square area.

## 2008-09

**Playoffs:** Recorded one goal and eight penalty minutes in six games of the Eastern Conference Quarterfinals vs. Pittsburgh...**Regular Season:** Winner of the Toyota Cup as the Flyer who accumulated the most points as a "Star of the Game." Carter was named First Star 10 times, Second Star six times and Third Star five times for 73 points...Set career high in goals scored in a season (29 - 2007-08), points in a season (53 - 2007-08), assists in a season (24 - 2007-08), shots in a season (260 - 2007-08), point-scoring streak: 7 games (Oct. 18-Nov. 2, 10PTS, 7G,3A)...Set career highs in a single game in goals (3), points (4) and plus/minus (+5)...Tied his career high for goal scoring streak at four games (Oct. 18-Oct. 25)...Was one of three players to appear in all 82 games this season (Knuble, Hartnell) and appeared in 214 consecutive games for the Flyers...His five overtime points are a single-season record for a Flyers player and his three OT goals matches the club record set by defenseman Joni Pitkanen in 2005-06...Became the 13th Flyer in franchise history to record 40 goals in a single season on Mar. 23 vs. Devils...Led the team in points (84), goals (46), power-play goals (13), game-winning goals (12), overtime goals (3), shots (342) and plus/minus (+23)...Tied for second on the team in shorthanded goals (4) and finished second among Flyers forwards in average ice time per game (20:57)...Recorded four points (3G,1A), including his first career NHL hat trick, and was a +4 vs. Toronto on Apr. 3...Appeared in his 300th game in the NHL on Mar. 29 vs. Boston...Recorded his 100th assist as a Flyer on Mar. 26 vs. Florida...Recorded his 200th point as a Flyer on Mar. 10 vs. Buffalo...Posted three points (2G,1A) at Atlanta on Feb. 8...Led the team and tied for first in NHL in scoring for the month of December with 21 points (11G,10A) in 14 games...Named NHL's "Second Star" for the month and NHL's "Second Star" for the week of Dec.15-Dec.21 for recording seven points (4G,3A) in four games...Recorded four points (2G,2A) and was a +5 (new career high) vs. Washington on Dec. 20...Posted three points (1G,2A) vs. Pittsburgh on Dec. 13...Posted three points (2G,1A) vs. Tampa Bay on Dec. 2...Recorded a five-game point streak (5G,3A) from Nov. 21-28...Scored shorthanded goals in back-to-back games (Oct. 18-22)...His 84 points mark the highest point total by a Flyer in a single season since Mark Recchi had 91 points in 1999-2000.

## CAREER

**2007-08:** One of only two players to play all 82 games (Knuble)...Set new career high for goals in a season and points in a season...First on the team in shots (260 - 19th in NHL)...Tied for third on the team in goals (29) and game-winning goals (5)...Scoreless at Toronto on Mar. 11, ending his five-game point-scoring streak (6G,2A)...Game vs. Tampa Bay on Feb. 14 was his 200th career NHL game...Scoreless vs. Florida on Jan. 16, ending his five game point-scoring streak (4G,3A)...Named First Star at Atlanta on Jan. 8 after scoring two goals...Carter's two goals scored 13 seconds apart at Atlanta on Jan. 8 were the second quickest pair of goals scored by a Flyer since Ron Flockhart scored two goals in eight seconds vs. St. Louis on Dec. 6, 1981...Assist at Tampa Bay on Dec. 29 was his 100th career NHL point...Scoreless vs. New Jersey on Oct. 18, ending his career high four-game goal-scoring streak (4G)...**2006-07:** Set new career high for shots in a game (12) at Boston on Mar. 1...Game at NY Islanders on Jan. 2 was his 100th career NHL game...Missed 20 games (Nov. 4 - Dec. 16) due to a fracture of the distal end of his left tibia sustained vs. Tampa Bay on Nov. 2...**2005-06:** Tied for first on the team in game-winning goals (7 - T-11th in NHL and T-2nd among NHL rookies)...Third on the team in goals (23)...Recorded 23 goals (T-8th among NHL rookies) and 19 assists for 43 points (11th among NHL rookies)...Missed game at St. Louis on Dec. 17 due to a left ear injury sustained vs. Vancouver on Dec. 15...Named Second Star vs. NY Islanders on Nov. 10 after recording a goal and two assists (his first multiple-assist game in the NHL)...Named First Star vs. Washington on Nov. 3 after scoring two goals, including the GWG and a SHG (his first multiple-point game in the NHL)...Scored first career NHL goal vs. Florida on Oct. 27...Posted an assist vs. NY Islanders on Oct. 15 (his first career

NHL point)... Game vs. NY Rangers on Oct. 5 was his first career NHL game... **Amateur Career:** In four seasons with Sault Ste. Marie (OHL - 2001-02 through 2004-05), Carter registered 123 goals and 123 assists for 246 points and 133 penalty minutes in 236 regular season games and served as the Greyhounds' captain for two seasons (2003-04 and 2004-05)... **2004-05:** Recorded 34 goals and 40 assists for 74 points and 40 penalty minutes in 55 regular season games... Led the team in goals (T-12th in OHL), points, plus/minus (+20) and PPG (14) and tied for first on the team in assists... Named to the OHL All-Star Team for the second consecutive season (First Team following the 2004-05 season and Second Team following the 2003-04 season) and won the William Hanley Trophy as the OHL's Most Sportsmanlike Player for the 2004-05 season... Won two categories ("Smartest Player" and "Hardest Shot") in the OHL 2004-05 Coaches Poll - Western Conference... At the conclusion of Sault Ste. Marie's season, joined the Flyers' American Hockey League affiliate, the Philadelphia Phantoms... Posted an assist in three regular season games and 23 points (12G,11A) in 21 playoff games to help the Phantoms win the Calder Cup... His 23 points and 12 goals in the playoffs led the AHL... For the second consecutive year, was named to the IIHF World Junior Championship All-Tournament Team... Posted 10 points (7G,3A) in six games as Canada won the tournament... **2003-04:** Appeared in 12 playoff games for the Phantoms, registering five points (4G,1A)... Named "fifth best player" across the Canadian Hockey League in Prospects Hockey's "Top 35" Poll... Named to the OHL's Second All-Star Team... Sault Ste. Marie's nominee for Red Tilson Trophy as most outstanding player in the OHL... First on team in goals (36 - T-11th in OHL), assists (30), points (66), PPG (11) and SHG (6 - T-2nd in OHL)... Member of Team Canada which captured the silver medal at the 2004 World Junior Championships... Named to the All-Tournament Team after posting seven points (5G,2A) in six games... Named "Smartest Player" in the OHL's 2003-04 Coaches Poll - Western Conference... Played for the Western Conference in the 2004 OHL All-Star Classic... **2002-03:** Led the Greyhounds in goals (35) and points (71)... Second on the team in assists (36)... Was a member of the gold medal-winning Team Canada at the 2003 Under-18 World Championships... Ranked 27th among North American prospects on Central Scouting's final report... **International Career:** Named to the IIHF World Junior Championship All-Tournament Team in 2004 and 2005... Posted 10 points (7G,3A) in six games as Canada won the 2005 Tournament... Won a silver medal as a member of Team Canada at the 2004 World Junior Championships in Finland... Member of the gold medal-winning Team Canada at the 2003 Under-18 World Championships in Russia.



# 17 JEFF CARTER

## CAREER RECORD

YEAR	TEAM	LEAGUE	REGULAR SEASON					PLAYOFFS				
			GP	G	A	PTS	PIM	GP	G	A	PTS	PIM
2001-02	Sault Ste. Marie	OHL	63	18	17	35	12	4	0	0	0	2
2002-03	Sault Ste. Marie (a)	OHL	61	35	36	71	55	4	0	2	2	2
2003-04	Sault Ste. Marie (b)	OHL	57	36	30	66	26	--	--	--	--	--
	Philadelphia	AHL	--	--	--	--	--	12	4	1	5	0
2004-05	Sault Ste. Marie (c)	OHL	55	34	40	74	40	7	5	5	10	6
	Philadelphia	AHL	3	0	1	1	4	21	12	11	23	12
2005-06	FLYERS	NHL	81	23	19	42	40	6	0	0	0	10
2006-07	FLYERS	NHL	62	14	23	37	48	--	--	--	--	--
2007-08	FLYERS	NHL	82	29	24	53	55	17	6	5	11	12
2008-09	FLYERS	NHL	82	46	38	84	68	6	1	0	1	8
<b>NHL TOTALS</b>			<b>307</b>	<b>112</b>	<b>104</b>	<b>216</b>	<b>211</b>	<b>29</b>	<b>7</b>	<b>5</b>	<b>12</b>	<b>30</b>
<b>FLYERS TOTALS</b>			<b>307</b>	<b>112</b>	<b>104</b>	<b>216</b>	<b>211</b>	<b>29</b>	<b>7</b>	<b>5</b>	<b>12</b>	<b>30</b>

(a) Drafted by the Flyers in the 1st round (11th overall) in the 2003 NHL Entry Draft.

(b) Named to the OHL Second All-Star Team

(c) Named to the OHL First All-Star Team

## MISCELLANEOUS STATS

			REGULAR SEASON								PLAYOFFS			
YEAR	TEAM	LEAGUE	PP	SH	GW	S	S%	+/-	TF	F%	MIN	PP	SH	GW
2005-06	FLYERS	NHL	6	2	7	189	12.2	10	683	48.2	12:04	0	0	0
2006-07	FLYERS	NHL	3	2	1	215	6.6	-17	1062	45.4	18:59	--	--	--
2007-08	FLYERS	NHL	7	2	5	260	11.2	6	1378	47.7	18:50	3	0	1
2008-09	FLYERS	NHL	13	4	12	342	13.5	23	1725	48.3	20:57	0	0	0
NHL TOTALS			29	10	25	1006	11.1	22	4848	47.4	17:39	3	0	1


## STATISTICAL CAREER HIGHS

	FLYERS	CAREER
MOST GOALS (GAME)	3 (4/3/09)	3 (ONE TIME)
MOST ASSIST (GAME)	2 (14 TIMES)	2 (14 TIMES)
MOST POINTS (GAME)	4 (2 TIMES, 12/20/08, 4/3/09)	4 (2 TIMES, 12/20/08, 4/3/09)
MOST GOALS (SEASON)	46 (2008-09)	46 (2008-09)
MOST ASSIST (SEASON)	38 (2008-09)	38 (2008-09)
MOST POINTS (SEASON)	84 (2008-09)	84 (2008-09)
LONGEST GOAL-SCORING STREAK	4 GAMES (TWO TIMES)	4 GAMES (TWO TIMES)
LONGEST ASSIST-SCORING STREAK	4 GAMES (THREE TIMES)	4 GAMES (THREE TIMES)
LONGEST POINT-SCORING STREAK	7 GAMES (10/18/08 – 11/2/08)	7 GAMES (10/18/08 – 11/2/08)

## CAREER STATS VS. NHL

TEAM	GP	G	A	PTS	PIM
ANAHEIM	2	0	0	0	2
ATLANTA	16	10	8	18	2
BOSTON	16	3	7	10	8
BUFFALO	15	10	2	12	14
CALGARY	3	0	0	0	4
CAROLINA	16	5	8	13	10
CHICAGO	3	0	1	1	2
COLORADO	4	1	0	1	2
COLUMBUS	2	1	0	1	2
DALLAS	3	1	1	2	0
DETROIT	3	0	3	3	4
EDMONTON	3	2	0	2	4
FLORIDA	16	7	6	13	8
LOS ANGELES	3	1	1	2	4
MINNESOTA	3	1	1	2	2
MONTREAL	15	4	4	8	18
NASHVILLE	2	0	2	2	0
NEW JERSEY	28	6	6	12	16
NY ISLANDERS	28	11	17	28	8
NY RANGERS	29	5	5	10	18
OTTAWA	15	4	3	7	10
FLYERS	0	0	0	0	0
PHOENIX	3	1	1	2	2
PITTSBURGH	27	8	12	20	35
SAN JOSE	3	2	1	3	4
ST. LOUIS	2	1	0	1	2
TAMPA BAY	16	10	4	14	12
TORONTO	15	9	2	11	12
VANCOUVER	3	2	1	3	2
WASHINGTON	13	7	8	15	4





# 5 BRAYDON COBURN

DEFENSE | KOH-buhrn, BRAY-duhn

**BIRTHDATE:** February 27, 1985 **BIRTHPLACE:** Calgary, Alberta

**SEASON:** 5th NHL, 4th Flyers **HT:** 6'5" **WT:** 220 **SHOOTS:** Left

**FAMILY:** Single

**OFF-SEASON RESIDENCE:** Saskatoon, Saskatchewan

**ACQUIRED:** Trade from Atlanta – 2/24/07

## PERSONAL

Nickname is Coby or Brades...His favorite pregame song to listen to is AC/DC TNT...His first car was an '88 Oldsmobile...If he could live anywhere in the world it would be the great prairies of western Saskatchewan...If he could be on any reality TV show it would be 'Deadliest Catch'...Daniel Day Lewis would be the actor he wants to play in a movie about his life...If he could be a cartoon character it would be Fred Flintstone...Food he dislikes the most is raw onion.

## 2008-09

Underwent arthroscopic surgery on June 22 to remove a small bony impingement in his left hip...**Playoffs:** Recorded three assists and led the team in average ice-time (26:29) in the ECQF vs. Pittsburgh...**Regular Season:** Led the team in average ice time (24:37) and defense in goals (7)...Set new career highs in time-on-ice in a single game (32:49 vs. Carolina on Dec. 11) and shots in a game (8 – at Washington on Jan. 6)...Appeared in his 200th career NHL game on Mar. 12 vs. Washington...Missed two games (1/31-2/4) due to the flu.

## CAREER

**2007-08:** Missed final three games of ECQF against Pittsburgh due to facial injury sustained at Pittsburgh on May 11...Co-Winner of the Pelle Lindbergh Memorial Trophy as the Flyer who has most improved from the previous season, as voted by his teammates...Set new career high for goals (9), assists (27) and points (36) in a season...First on the team in plus/minus (+17)...First among Flyers defensemen in goals (9)...Posted three assists vs. NY Islanders on Mar. 8 (new career high for assists in a game and tied his career high for points in a game)...Missed four games from Feb. 10-16, recovering from fascia release surgery performed on Feb. 9 to repair a torn gluteus muscle in his buttocks...Had a career-high, five-game point scoring streak (Jan. 19-29 - 2G,5A)...Had three points (1G,2A) vs. Ottawa on Jan. 20 to set new career high for points, and tied career high for assists in a game (fifth time)...Game vs. Boston on Jan. 12 was his 100th career NHL game...Signed a multiple-year contract extension on Nov. 28...**2006-07:** Posted an assist vs. Florida on Mar. 8 (1st assist as a Flyer)...Scored a goal at Pittsburgh on Mar. 4 (1st career NHL goal)...Game at NY Islanders on Feb. 27 was his first game as a Flyer...Appeared in 29 games for the Thrashers and 15 games for the Chicago Wolves (AHL), recording a goal and 10 assists for 11 points and 36 penalty minutes...Missed nine games (Oct. 5-23) due to a shoulder injury...**2005-06:** Made his NHL debut at Florida on Oct. 5...Recorded his first NHL point (assist) vs. Washington on



## CAREER STATS VS. NHL

TEAM	GP	G	A	PTS	PIM
ANAHEIM	3	1	1	2	2
ATLANTA	9	0	5	5	8
BOSTON	9	0	2	2	8
BUFFALO	10	1	2	3	10
CALGARY	2	0	0	0	0
CAROLINA	9	1	6	7	8
CHICAGO	1	0	0	0	2
COLORADO	3	0	1	1	6
COLUMBUS	1	0	0	0	0
DALLAS	4	0	0	0	6
DETROIT	1	0	1	1	0
EDMONTON	2	1	1	2	0
FLORIDA	13	0	3	3	8
LOS ANGELES	4	1	2	3	6
MINNESOTA	3	1	1	2	2
MONTREAL	11	2	2	4	6
NASHVILLE	1	0	0	0	0
NEW JERSEY	21	0	3	3	22
NY ISLANDERS	18	2	7	9	10
NY RANGERS	19	2	1	3	22
OTTAWA	10	1	6	7	13
FLYERS	0	0	0	0	0
PHOENIX	4	0	0	0	4
PITTSBURGH	17	3	6	9	36
SAN JOSE	3	1	0	1	4
ST. LOUIS	0	0	0	0	0
TAMPA BAY	11	0	1	1	15
TORONTO	12	1	1	2	19
VANCOUVER	2	0	0	0	0
WASHINGTON	13	1	5	6	4



Oct. 8...Posted six goals and 20 assists for 26 points and 134 penalty minutes in 73 games for the Wolves...**2004-05:** Appeared in three regular season games for Chicago, recording one assist, at the conclusion of his junior career with Portland of the Western Hockey League...Had one assist and 36 penalty minutes in 18 games to help Chicago reach the Calder Cup Finals...Led the Portland of WHL defense in scoring with 44 points (12G,32A) in 60 games (12th among WHL defensemen)...Scored four goals (three PPG) at Seattle on Feb. 4 to become the seventh defenseman in WHL history to score four goals in one game...**2003-04:** Recorded 30 points (10G,20A) and 92 PIM in 55 games...Led Portland's defense in goals and PPG (7)...**Amateur Career:** Scored 131 points (29G,102A) and 483 PIM in 238 games over parts of five seasons with Portland (2000-01 through 2004-05)...Served as captain of Portland from 2003-04, 2004-05...Named WHL Western Conference First Team All-Star from 2003-04 through 2004-05...Was awarded the WHL Humanitarian of the Year Award for off-ice commitment and leadership (2003-04)...Named WHL Rookie of the Year (2001-02)...Was Portland's nominee for Scholastic Player of the Year (2001-02)...Was a WHL finalist for Scholastic Player of the Year (2002-03)...Posted four assists in 14 playoff games to help Portland reach the WHL Finals in 2001.

## CAREER RECORD

YEAR	TEAM	LEAGUE	GP	REGULAR SEASON				PIM	PLAYOFFS				
				G	A	PTS			GP	G	A	PTS	PIM
2000-01	Portland	WHL	2	0	1	1		0	14	0	4	4	2
2001-02	Portland	WHL	68	4	33	37		100	7	1	1	2	9
2002-03	Portland (a)	WHL	53	3	16	19		147	7	0	1	1	8
2003-04	Portland	WHL	55	10	20	30		92	5	0	1	1	10
2004-05	Portland	WHL	60	12	32	44		144	7	1	5	6	6
	Chicago	NHL	3	0	1	1		5	18	0	1	1	36
2005-06	Atlanta	NHL	9	0	1	1		4	--	--	--	--	--
	Chicago	NHL	73	6	20	26		134	--	--	--	--	--
2006-07	Atlanta (b)	NHL	29	0	4	4		30	--	--	--	--	--
	Chicago	AHL	15	1	10	11		36	--	--	--	--	--
	FLYERS	NHL	20	3	4	7		16	--	--	--	--	--
2007-08	FLYERS	NHL	78	9	27	36		74	14	0	6	6	14
2008-09	FLYERS	NHL	80	7	21	28		7	6	0	3	3	7
	<b>NHL TOTALS</b>		<b>216</b>	<b>19</b>	<b>57</b>	<b>76</b>		<b>221</b>	<b>20</b>	<b>0</b>	<b>9</b>	<b>9</b>	<b>21</b>
	<b>FLYERS TOTALS</b>		<b>178</b>	<b>19</b>	<b>52</b>	<b>71</b>		<b>97</b>	<b>20</b>	<b>0</b>	<b>9</b>	<b>9</b>	<b>21</b>

(a) Drafted by Atlanta in the first round (eighth overall) of the 2003 NHL Entry Draft.


(b) Traded by Atlanta to the Flyers in exchange for Alexei Zhitnik on February 24, 2007

## STATISTICAL CAREER HIGHS

	FLYERS	CAREER
MOST GOALS (GAME)	1 (19 TIMES)	1 (19 TIMES)
MOST ASSIST (GAME)	3 (vs. NYI, 3/8/08)	3 (vs. NYI, 3/8/08)
MOST POINTS (GAME)	3 (TWO TIMES)	3 (TWO TIMES)
MOST GOALS (SEASON)	9 (2007-08)	9 (2007-08)
MOST ASSIST (SEASON)	27 (2007-08)	27 (2007-08)
MOST POINTS (SEASON)	36 (2007-08)	36 (2007-08)
LONGEST GOAL-SCORING STREAK	2 GAMES (TWO TIMES)	2 GAMES (TWO TIMES)
LONGEST ASSIST-SCORING STREAK	4 GAMES (1/19/08 – 1/24/08)	4 GAMES (1/19/08 – 1/24/08)
LONGEST POINT-SCORING STREAK	5 GAMES (1/19/08 – 1/29/08)	5 GAMES (1/19/08 – 1/29/08)

## MISCELLANEOUS STATS

YEAR	TEAM	LEAGUE	PP	SH	REGULAR SEASON				TF	F%	PLAYOFFS			
					GW	S	S%	+/-			MIN	PP	SH	GW
2005-06	Atlanta	NHL	0	0	0	4	0.0	-2	--	--	7:43	--	--	--
2006-07	Atlanta	NHL	0	0	0	21	0.0	1	--	--	11:41	--	--	--
	FLYERS	NHL	1	0	0	33	9.1	-2	--	--	20:58	--	--	--
2007-08	FLYERS	NHL	5	0	2	113	8.0	17	--	--	21:14	0	0	0
2008-09	FLYERS	NHL	3	0	0	130	5.4	7	--	--	24:37	0	0	0
	<b>NHL TOTALS</b>		<b>9</b>	<b>0</b>	<b>2</b>	<b>301</b>	<b>6.3</b>	<b>21</b>	--	--	<b>20:37</b>	<b>0</b>	<b>0</b>	<b>0</b>



# 32 RILEY COTE

LEFT WING | KOH-tay, RIGH-lee

**BIRTHDATE:** March 16, 1982 **BIRTHPLACE:** Winnipeg, Manitoba

**SEASON:** 4th NHL, 4th Flyers **HT:** 6'2" **WT:** 220 **SHOOTS:** Left

**FAMILY:** Wife – Holly

**OFF-SEASON RESIDENCE:** Sicklerville, New Jersey

**ACQUIRED:** Free Agent, Signed – 8/23/05

## PERSONAL


Nickname is Riles...Is very involved with the Multiple Sclerosis Association of America in support of his sister, Jaime, and raised over \$25,000 at the Second Annual Cote Carnival...If he could be a cartoon character it would be Wile E. Coyote.

## 2008-09

Missed all six games of the playoffs and the last four regular season games after suffering a finger injury (right, ring finger)...Finished second on the team in penalty minutes (174)...Missed two games (Mar. 29-Apr. 1) due to finger injury...Went scoreless the previous 15 games...Missed 12 games (Nov. 6-29) due to injury.

## CAREER

Played parts of three seasons (2004-05 through 2006-07) with the Flyers' American Hockey League affiliate, the Philadelphia Phantoms, registering eight goals and 12 assists for 20 points and 664 penalty minutes in 168 regular season games...**2007-08:** Co-Winner of the Pelle Lindbergh Memorial Trophy as the Flyer who has most improved from the previous season, as voted by his teammates...First on the team in penalty minutes with 202 (fourth in the NHL)...Scored his first career NHL goal vs. Montreal on Feb. 17...Suspended by the NHL for three games (Dec. 5, 7 & 11) as a result of being assessed a match penalty for attempt to injure during the Flyers game against Dallas on Dec. 1...Posted an assist vs. NY Rangers on Nov. 15, his first career NHL point...**2006-07:** Winner of the Phantoms AHL Man of the Year and the Phantoms Community Service Award...Scoreless in eight games for the Flyers...Played his first career NHL game vs. NY Islanders on March 24...Recorded a goal and four assists for five points and 125 penalty minutes in 37 games for the Phantoms...Third on the Phantoms in penalty minutes with 125...**2005-06:** Winner of the Phantoms Media Award, Unsung Hero Award and Fan's Choice Award...Posted four points (3G,1A) and 259 penalty minutes in 70 regular season games for the Phantoms...Second on the team in penalty minutes with 259...**2004-05:** Won the Phantoms' Most Coachable Player Award and the Phan Club's Unsung Hero Award...Led the Phantoms in penalty minutes with 280...**2003-04:** Split the season between the Dayton Bombers (ECHL) and the Syracuse Crunch (AHL)...Led Dayton in penalty minutes with 258...**2002-03:** Split his first professional season between the Memphis RiverKings (CHL) and the St. John's Maple Leafs (AHL)...Led Memphis in penalty minutes with 241 and was a member of the RiverKings' CHL Championship team...**Amateur Career:** Played four season for the Prince Albert Raiders of the Western Hockey League (1998-99 through 2001-02), recording 54 goals and 67 assists for 121 points and 382 penalty minutes in 235 regular season games.



## CAREER STATS VS. NHL

TEAM	GP	G	A	PTS	PIM
ANAHEIM	2	0	0	0	10
ATLANTA	7	0	0	0	31
BOSTON	6	0	0	0	10
BUFFALO	8	0	0	0	12
CALGARY	1	0	0	0	2
CAROLINA	5	0	0	0	7
CHICAGO	1	0	0	0	0
COLORADO	2	0	0	0	0
COLUMBUS	1	0	0	0	2
DALLAS	1	0	0	0	10
DETROIT	1	0	0	0	0
EDMONTON	2	0	0	0	5
FLORIDA	7	0	0	0	0
LOS ANGELES	3	0	0	0	0
MINNESOTA	1	0	0	0	0
MONTREAL	7	1	0	1	14
NASHVILLE	1	0	0	0	5
NEW JERSEY	16	0	0	0	52
NY ISLANDERS	14	0	1	1	28
NY RANGERS	13	0	2	2	41
OTTAWA	5	0	2	2	17
FLYERS	0	0	0	0	0
PHOENIX	1	0	0	0	2
PITTSBURGH	10	0	0	0	40
SAN JOSE	3	0	0	0	20
ST. LOUIS	1	0	0	0	12
TAMPA BAY	7	0	0	0	39
TORONTO	6	0	0	0	9
VANCOUVER	1	0	0	0	0
WASHINGTON	8	0	1	1	19

## CAREER RECORD

YEAR	TEAM	LEAGUE	GP	REGULAR SEASON				PIM	GP	PLAYOFFS			
				G	A	PTS				G	A	PTS	PIM
1998-99	Prince Albert	WHL	37	3	2	5	63		9	0	0	0	9
1999-00	Prince Albert	WHL	67	6	7	13	71		3	1	0	1	2
2000-01	Prince Albert	WHL	64	17	35	52	114		--	--	--	--	--
2001-02	Prince Albert	WHL	67	28	23	51	134		--	--	--	--	--
2002-03	St. John's	AHL	6	0	0	0	5		--	--	--	--	--
	Memphis	CHL	51	8	6	14	241		14	1	0	1	54
2003-04	Syracuse	AHL	9	0	0	0	19		--	--	--	--	--
	Dayton	ECHL	57	6	11	17	258		--	--	--	--	--
2004-05	Philadelphia	AHL	61	4	7	11	280		13	0	0	0	6
2005-06	Philadelphia (a)	AHL	70	3	1	4	259		--	--	--	--	--
2006-07	FLYERS	NHL	8	0	0	0	11		--	--	--	--	--
	Philadelphia	AHL	37	1	4	5	125		--	--	--	--	--
2007-08	FLYERS	NHL	70	1	3	4	202		3	0	0	0	0
2008-09	FLYERS	NHL	63	0	3	3	174		--	--	--	--	--
	<b>NHL TOTALS</b>		<b>141</b>	<b>1</b>	<b>6</b>	<b>7</b>	<b>387</b>		<b>--</b>	<b>--</b>	<b>--</b>	<b>--</b>	<b>--</b>
	<b>FLYERS TOTALS</b>		<b>141</b>	<b>1</b>	<b>6</b>	<b>7</b>	<b>387</b>		<b>3</b>	<b>0</b>	<b>0</b>	<b>0</b>	<b>0</b>


(a) Signed as a free agent by the Flyers on August 23, 2005.

## STATISTICAL CAREER HIGHS

	FLYERS	CAREER
MOST GOALS (GAME)	1 (TWO TIMES)	1 (TWO TIMES)
MOST ASSIST (GAME)	1 (SIX TIMES)	1 (SIX TIMES)
MOST POINTS (GAME)	1 (SEVEN TIMES)	1 (SEVEN TIMES)
MOST GOALS (SEASON)	1 (2007-08)	1 (2007-08)
MOST ASSIST (SEASON)	3 (TWO TIMES, 2007-08, 2008-09)	3 (TWO TIMES, 2007-08, 2008-09)
MOST POINTS (SEASON)	4 (2007-08)	4 (2007-08)
LONGEST GOAL-SCORING STREAK	NONE	NONE
LONGEST ASSIST-SCORING STREAK	NONE	NONE
LONGEST POINT-SCORING STREAK	NONE	NONE

## MISCELLANEOUS STATS

YEAR	TEAM	LEAGUE	PP	SH	REGULAR SEASON				TF	F%	MIN	PLAYOFFS		
					GW	S	S%	+/-				PP	SH	GW
2006-07	FLYERS	NHL	0	0	0	3	0.0	0	--	--	4:29	--	--	--
2007-08	FLYERS	NHL	0	0	0	17	5.9	2	2	50.0	4:16	0	0	0
2008-09	FLYERS	NHL	0	0	0	24	0.0	-7	--	--	4:09	0	0	0
	<b>NHL TOTALS</b>		<b>0</b>	<b>0</b>	<b>0</b>	<b>44</b>	<b>2.3</b>	<b>-5</b>	<b>2</b>	<b>16.6</b>	<b>4:14</b>	<b>0</b>	<b>0</b>	<b>0</b>



# 29 RAY EMERY

GOALTENDER | EH-muhr-ee, RAY

**BIRTHDATE:** September 28, 1982 **BIRTHPLACE:** Hamilton, Ontario

**SEASON:** 6th NHL, 1st Flyers **HT:** 6'2" **WT:** 196 **CATCHES:** Left

**FAMILY:** Single

**OFF-SEASON RESIDENCE:** Toronto, Ontario

**ACQUIRED:** Free Agent, Signed – 7/1/09

## PERSONAL

Off season residence is Toronto...Family: Single...Parents – Paul & Charlene, two younger brothers - Andy & Nick...Nickname is Razor...First car was 1988 Chevy Corsica...If he could have dinner with any person, dead or alive it would be Elvis Presley...If he could appear on one game show it would be 'Family Feud'...Would select Chris Tucker to play him in a movie about his life...Favorite cartoon character is Bugs Bunny...Is allergic to cheese so that is the one food he cannot eat.

## 2008-09

Agreed to a one-year contract with the Flyers on June 10, 2009...Appeared in 36 regular season games with Atlant Mytischii of the Kontinental Hockey League, compiling a 22-8-0 record with a 2.12 goals-against average and .926 save percentage...Registered a 3-3 record with a 1.86 GAA and .941 save percentage in seven postseason appearances.

## CAREER

**2007-08:** Appeared in 31 games for Ottawa, starting in 26 contests...Won his first start in net for the fourth time in his five NHL seasons with a 4-1 win at Florida on Oct. 20...Placed on waivers by the Senators in June of 2008...**2006-07:** Tied for sixth in the NHL in shutouts (5), tied for seventh in save percentage (.910) and tied for 13th in GAA (2.47)...Stopped 43 shots in 3-2 win against Detroit (12/12/06), setting franchise record for saves by a goaltender in a regulation win (4/10/93, Sidorkiewicz at NYI)...Had a season-high shutout streak of 149:42 after 18:54 of play on Dec. 30 (Toronto)...Missed four games to injury and three games to suspension...Played in all 20 playoff games to help lead the Senators to the Stanley Cup Final...Posted a home shutout in each of the first three rounds...**2005-06:** Set NHL record for longest winning streak to start a career (9-0-0)...Earned first career NHL assist at Montreal (Oct. 11)...Named NHL defensive player and rookie of the month for March, tied an NHL record for most wins in one month (12)...Appeared in all 10 Senators playoff games...Became first rookie netminder to record a playoff series win, 4-1 over Tampa, since Philadelphia's Brian Boucher in 2000...**2004-05:** Appeared in 51 games for the Binghamton Senators and finished regular season on a career-high seven-game winning streak...Named Koho AHL goaltender of the month on Apr. 20...**2003-04:** While in Binghamton, he was recalled to Ottawa six times, playing in three NHL games...Named to midseason Canadian squad at AHL all-star classic...Winning goaltender for second straight season in AHL all-star classic, becoming only second goaltender (Dwayne Roloson) to win two AHL all-star games...**2002-03:** While in



## CAREER STATS VS. NHL

TEAM	GP	MIN	GA	SO	RC	GAA
ANAHEIM	--	--	--	--	--	--
ATLANTA	7	259	25	0	4-2-1	3.57
BOSTON	8	461	21	1	4-3-1	2.72
BUFFALO	16	893	47	0	10-4-1	3.15
CALGARY	2	121	3	0	0-1-1	1.46
CAROLINA	2	61	0	1	2-0-0	0.00
CHICAGO	2	121	5	0	1-0-1	2.48
COLORADO	--	--	--	--	--	--
COLUMBUS	2	97	4	0	0-0-1	2.45
DALLAS	2	119	4	0	1-1-0	2.00
DETROIT	3	133	5	0	2-0-0	2.24
EDMONTON	--	--	--	--	--	--
FLORIDA	9	510	27	1	7-2-0	3.16
LOS ANGELES	1	3	0	0	0-0-0	0.00
MINNESOTA	1	60	3	0	1-0-0	3.00
MONTREAL	15	836	39	1	9-6-0	2.79
NASHVILLE	1	31	6	0	0-1-0	11.25
NEW JERSEY	8	483	17	1	3-3-2	2.10
NY ISLANDERS	5	302	9	1	4-0-1	1.77
NY RANGERS	7	397	11	1	5-1-0	1.65
OTTAWA	--	--	--	--	--	--
FLYERS	6	247	14	0	2-3-0	3.36
PHOENIX	--	--	--	--	--	--
PITTSBURGH	7	432	20	0	4-1-2	2.76
SAN JOSE	--	--	--	--	--	--
ST. LOUIS	--	--	--	--	--	--
TAMPA BAY	9	543	20	1	5-3-1	2.20
TORONTO	11	582	31	0	4-3-2	3.18
VANCOUVER	2	67	2	0	0-1-0	1.74
WASHINGTON	8	468	22	0	3-5-0	2.80

Binghamton he was recalled to Ottawa on three occasions (Jan. 3, Feb. 6, Mar. 16)...Made NHL debut at Vancouver, allowing no goals on four shots in 9:46 of action on Jan. 8...Picked up first career NHL win in first start, stopping 14 shots in 5-1win over Atlanta on Mar. 21...Recorded win in pro debut with Binghamton on Oct. 11...Named to mid-season Canadian squad at AHL all-star classic...Named Binghamton's most valuable player...Named to AHL's all-rookie team...Finished season ranked second in AHL in wins (27), tied for first in shutouts (7) and fourth in minutes (2,923)...**Amateur career:** Appeared in 127 games with Sault Ste. Marie (OHL), where he posted a 60-49-6 record with a 3.10 GAA...**2001-02:** Named to OHL's first all-star team and OHL goaltender of the year...**2000-01:** Nominated as Sault Ste. Marie's OHL outstanding regular-season player.

## CAREER RECORD

YEAR	TEAM	LEAGUE	REGULAR SEASON								PLAYOFFS							
			GP	MINS	GA	SO	AVG.	W	L	T/O	GP	MINS	GA	SO	AVG.	W	L	
1999-00	Sault Ste. Marie	OHL	16	716	36	1	3.02	9	3	0	15	883	33	3	2.24	8	7	
2000-01	Sault Ste. Marie	OHL	52	2938	174	1	3.55	18	29	2	--	--	--	--	--	--	--	
2001-02	Sault Ste. Marie	OHL	59	3477	158	4	2.73	33	17	9	6	360	19	1	3.17	2	4	
2002-03	Ottawa	NHL	3	85	2	0	1.42	1	0	0	--	--	--	--	--	--	--	
	Binghamton	AHL	50	2924	118	7	2.42	27	17	6	14	848	40	2	2.83	8	6	
2003-04	Ottawa	NHL	3	126	5	0	2.38	2	0	--	--	--	--	--	--	--	--	
	Binghamton	AHL	53	3109	128	3	2.47	21	23	7	2	120	6	0	3.01	0	2	
2004-05	Binghamton	AHL	51	2992	132	0	2.65	28	18	5	6	409	14	0	2.05	2	4	
2005-06	Ottawa	NHL	39	2168	102	3	2.82	23	11	4	10	604	29	0	2.88	5	5	
2006-07	Ottawa	NHL	58	3351	138	5	2.47	33	16	6	20	1249	47	3	2.26	13	7	
2007-08	Ottawa	NHL	31	1689	88	0	3.13	12	13	4	--	--	--	--	--	--	--	
	Binghamton	AHL	2	120	6	0	3.00	1	1	0	--	--	--	--	--	--	--	
2008-09	Mytisch	KHL	36	2070	73	2	2.12	22	8	0	7	419	13	0	1.86	3	3	
NHL TOTALS			134	7419	335	8	2.71	71	40	14	30	1853	76	3	2.46	18	12	

(a) Drafted by Ottawa in the fourth round (99th overall) in the 2001 NHL Entry Draft.

(b) Signed as a free agent by Mytisch (KHL), July 9, 2008.


(c) Signed as free agent by Flyers (NHL), June 10, 2009.

## STATISTICAL CAREER HIGHS

	FLYERS	CAREER
WINS (SEASON)	--	33 (2006-07)
SHUTOUTS (SEASON)	--	5 (2006-07)

## MISCELLANEOUS STATS

YEAR	TEAM	LEAGUE	REGULAR SEASON						PLAYOFFS					
			G	A	PIM	SA	S%		G	A	PIM	SA	S%	
2002-03	Ottawa	NHL	0	0	0	26	.923		--	--	--	--	--	--
2003-04	Ottawa	NHL	0	0	2	52	.904		--	--	--	--	--	--
2005-06	Ottawa	NHL	0	1	2	1045	.902		0	1	0	289	.900	
2006-07	Ottawa	NHL	0	1	30	1691	.918		0	2	0	505	.907	
2007-08	Ottawa	NHL	0	0	6	800	.890		--	--	--	--	--	--
<b>NHL TOTALS</b>			<b>0</b>	<b>2</b>	<b>40</b>	<b>3614</b>	<b>.907</b>		<b>0</b>	<b>3</b>	<b>0</b>	<b>794</b>	<b>.904</b>	



# 12 SIMON GAGNE

LEFT WING | gah-N'YAY, see-MOHN

**BIRTHDATE:** February 29, 1980 **BIRTHPLACE:** Ste. Foy, Quebec

**SEASON:** 10th NHL, 10th Flyers **HT:** 6'0" **WT:** 195 **SHOOTS:** Left

**FAMILY:** Wife – Karine; Son – Matthew

**OFF-SEASON RESIDENCE:** Quebec City, Quebec

**ACQUIRED:** Drafted in first round (22nd overall) in 1998

## PERSONAL

Nickname is Gags...Favorite video game PlayStation 3 Guitar Hero...Likes to eat at Capital Grille and Buddakan in Philadelphia...Favorite thing about Philadelphia is the passion and loyalty of the sports fans...If he could be on stage at any concert, he would choose Metallica who he has met before...Favorite TV shows are 'Entourage' and 'Lost'...Is an avid sports car fan and owns a yellow Lamborghini...For the past nine years, he has hosted the Simon Gagne Golf Tournament, which is held in Ste. Foy, Quebec and it has raised over \$200,000 with all proceeds benefiting kids with Leukemia.

## 2008-09

Had surgery on May 28 to remove a bone spur and adhesions that had built up in his right hip...Underwent corrective eye surgery (PRK) on May 5...Led the team with three goals in six games of the ECQF vs. PIT...Set new career high for assists in a season (40) and nine-game point scoring streak (Nov. 11-26), where he recorded 16 points (5G,11A)...Tied his career high for points in a single game with four points (2G,2A) on Oct. 27 at ATL...Finished second on the team in goals (34) and tied for second in assists (40) and shorthanded goals (4)...He ranked third on the squad in points (74)...Appeared in his 606th game as a Flyer vs. NYR on Apr. 12, tying him for 15th place on the Flyers All-Time List with Reggie Leach...With his goal vs. TOR on Apr. 3, Simon Gagne surpassed Mark Howe for 13th place on the Flyers All-Time List with 481 career points as a Flyer...Led the team in March with 15 points and tied for the team lead in goals (7) in 15 games...Goal at NYR on Mar. 15, tied Rod Brind'Amour for ninth place on the Flyers All-Time List with 235 goals as a Flyer...Missed two games (Jan. 2-3) due to a strained shoulder...Scored two shorthanded goals at Pittsburgh on Nov. 13, which tied team record for most shorthanded goals in one period (3rd Flyer to accomplish that feat)...He also tied team record for most shorthanded goals in one game, (6th Flyer to accomplish that feat)...Led the team in November with 19 points (6G,13A) in 13 games...Missed game vs. SJ on Oct. 22 (flu).

## CAREER

Is 13th player in Flyers history to score 200 goals as a Flyer...**2007-08:** Missed all 17 playoff games and the final 27 games of the regular season (mild concussion) sustained at PIT on Feb. 10...His second assist vs. OTT on Jan. 20 was his 200th career NHL assist (21st player to record 200 assists as a Flyer)...Missed 26 games (Nov.8-Jan.8 – concussion)...Missed four games (Oct. 25-Nov. 2) after leaving game at FLA on Oct. 24 due to a concussion...His second goal vs. CAR on Oct. 20 was his 400th career NHL point (17th player to record 400 points as a Flyer)...Goal at VAN on Oct. 10 was his 397th point as a Flyer, moving him into 17th place on the team's All-Time List (Desjardins)...Assist at EDM on Oct. 6 was his 395th point as a Flyer, moving him past Dave Poulin and into 18th place on the team's All-Time List...**2006-07:** Won Bobby Clarke Trophy as the Flyers' most valuable player...Won Toyota Cup as player with most Star of the Game selections...Scored 20 goals for the third consecutive season and for the sixth time in his seven career NHL seasons...Scored 30 goals for the second consecutive season and for the third time in his seven career NHL seasons...Scored 40 goals for the second consecutive season and for the second time in his seven career NHL seasons...First on the team in goals (41 - 9th in NHL), points (68), shots (291), PPG (13), PPP (21), GWG (4) and average ice time among forwards (21:02)...Scored 18 goals over his last 25 games of the season...Goal vs. NYI on Apr. 7 was 40th goal of the season and his 200th career NHL goal...Game vs. NJ on April 5 was his 500th career NHL game...Missed six games (Mar. 12-21) due a left groin strain sustained vs. BOS on Mar. 10...His 12 goals scored in February were the second most in the NHL...His assist vs. TB on Jan. 30 was his 361st point as a Flyer and moved him into 19th place on the Flyers All-Time Points List (Ron Sutter)...Recorded at least one shot on goal in 74 of 76 games that he played...Named to the Eastern Conference All-Star Team for second time (2001)...**2005-06:** Won the Bobby Clarke Trophy as team MVP and Toyota Cup for most First Star selections...Led the team in goals (47 - 7th in NHL), points (79), plus/minus (+31 - T-6th in NHL) and shots (334 - 5th in NHL)...Led the team in average time on ice among forwards (20:46)...Tied for first on the team in GWG's (7 - T-11th in NHL)...Second on the team in PPG's (12)...Recorded at least one shot in every game that he has played this season...Reached the 40-goal mark for the first time in his six-year NHL career...Was the first Quebec-born NHL player to score 40 goals in a season since Mario Lemieux scored 50 goals during the 1996-97 season (First Quebec-born player to score 40 goals for the Flyers)...Set a new career high for goals in a season...Set a new career high for points in a season...Scored his 40th goal of the season vs. NJ on

Mar. 21 (12th player in team history to reach mark)...Missed three games (Mar. 1-4) due to a bruised knee sustained as a member of Team Canada in game vs. Russia in 2006 Olympic Winter Games on Feb. 22...Missed game vs. NYI on Feb. 8 (stomach virus)...Game at NYR on Jan. 30 was his 400th career NHL game...Scored a goal vs. MTL on Jan. 25, his 34th goal of the season (career high at time)...His third assist vs. COL on Jan. 14 was his 300th NHL point...Gagne's goal at :07 of overtime at NYR on Jan. 5 was the second fastest overtime goal in a regular season game in NHL history (Toronto's Mats Sundin scored at :06 at STL on Dec. 30, 1995) - Also was the second fastest goal to open a period in a regular season game in Flyers history...Missed game at WSH on Dec. 31 (flu)...Missed five games (Dec. 10-19) due to right groin strain...His four points (3G,1A) vs. ATL on Nov. 5 tied his career high for points in a game (second time)...Scored at least a goal in each of the first five games of the season (Oct. 5-15), setting a new career high for longest goal-scoring streak (7G)...Game vs. PIT on Oct. 14 after setting a new career high for points in a game (at the time) with four (2G,2A)...**2004-05:** Member of Team Canada at 2004 World Cup of Hockey and 2005 World Championships...**2003-04:** Scored two goals, including the GWG in overtime vs. TB in ECF on May 20...Posted three assists vs. TOR in ECSF on May 2, setting career highs for assists and points in a playoff game...Led the team in shots (211)...First on the team in GWG (6) and even-strength goals (18)...Second on the team in goals (24)...Reached the 20-goal mark for the fourth time in his five-year NHL career...Scored the GWG on a penalty shot vs. Atlanta on Feb. 21, his first career penalty shot in the NHL...His goal vs. WSH on Feb. 4 was his 100th in the NHL...Game at CBS on Dec. 10 was his 300th in the NHL...Missed two games (Oct. 20-21) due to a bruised right shoulder sustained at PHX on Oct. 18...Is the only active player and just one of five in League history born on Feb. 29...**2002-03:** Tied for second on the team in plus/minus (+20)...Missed 13 games (Mar. 8-31), re-injured a right groin strain at NYR on Mar. 7...Missed the previous 13 games (Feb. 6-Mar. 4) after re-injuring a right groin strain at NYI on Feb. 4...Missed three games (Jan. 25-30) due to a right groin strain sustained vs. NYI on Jan. 24...Missed five games (Dec. 28-Jan. 5) due to concussion sustained at COL on Dec. 27...Missed two games (Nov. 29-30) due to an abdominal oblique muscle injury sustained at PIT on Nov. 27...**2001-02:** Is the 25th player in Flyers history to reach 30-goal mark...At the time, set a new career high for goals, assists and points in a season...First on the team in goals (33), in GWG (7 - 19th in NHL) and in shooting percentage (16.6% - 33 goals on 199 shots)...Second on the team in plus/minus (+31 - T-3rd in NHL)...Third on the team in points (66) and in shots (199)...Scored 23 of his 33 goals on the road...His goal vs. TOR on Mar. 25 was his 60th point of season to set new career high for points in a season at the time...On Mar. 2 at NY Rangers he recorded his first career hat trick...Had his No. 12 retired by the Quebec Remparts of the QMJHL on Sept. 14 (played for the Remparts for two seasons - 1997-98 & 1998-99)...Joins Guy Lafleur (No. 4) as the only numbers retired by the Quebec franchise...**2000-01:** Shared the Pelle Lindbergh Memorial Trophy as most improved player from the previous season as voted by his teammates (Dan McGillis)...First on the team in plus/minus (+24)...Second on the team in GWG's (7)...Tied for second on the team in goals (27)...Third on the team in points (59)...Scored two goals, including the game-winner, as a member of the North American Team for the 51st NHL All-Star Game (first appearance)...Missed 12 games (Feb. 25-Mar. 22) due to a subluxation of his left shoulder sustained vs. TB on Feb. 24...Recorded two goals, including GWG, and an assist in his 100th NHL game vs. WSH on Nov. 18...**1999-2000:** Named to NHL All-Rookie Team...Among NHL rookies, was tied for first in PPG's (8), second in goals (20), second in PPA's (13), second in PPP's (21), third in assists (28), and fourth in points (48 - 14th all-time among Flyers rookies)...During playoffs, led NHL rookies in points (10)...Tied for NHL lead among rookies in goals (5)...Scored GWG in his first NHL playoff game on Apr. 13 vs. BUF, becoming the first Flyers rookie to score GWG in his first NHL playoff game...During regular season, scored his 20th goal of season on Apr. 4 at ATL...Scored his first NHL SHG on Feb. 9 at TOR...Named NHL Rookie of the Month for December as he led all NHL rookies in scoring with 12 points (2G,10A) in 13 games...Scored a goal and two assists, his first career three-point game, at VAN on Dec. 29...Registered his first NHL assist on Oct. 14 vs. MON...Scored his first two NHL goals on Oct. 12 at WSH...Appeared in his first NHL game Oct. 2 vs. OTT...**1998-99:** Named to QMJHL All-Star Second Team...Led Quebec (QMJHL) in points (120), assists (70), and plus/minus rating (53)...Tied for first on team in goals (50)...Scored at least one point (16G,24A) in 21 straight games during Quebec's 27-game undefeated streak...1997-98: Led Quebec in playoff goals (11)...**International Career:** Recorded three points (1G,2A) in six games for Canada at 2006 Olympics...Recorded a goal and three assists in six games for gold medalist Team Canada at the 2002 Olympic Winter Games...Played for Canada's silver medal team at 1999 World Junior Championships and led the tournament with seven goals, four of which came in one game to tie a Team Canada record set by Mario Lemieux in 1983.



# 12 SIMON GAGNE

## CAREER RECORD

YEAR	TEAM	LEAGUE	REGULAR SEASON					PLAYOFFS				
			GP	G	A	PTS	PIM	GP	G	A	PTS	PIM
1996-97	Beauport	QMJHL	51	9	22	31	49	--	--	--	--	--
1997-98	Quebec (a)	QMJHL	53	30	39	69	26	12	11	5	16	23
1998-99	Quebec	QMJHL	61	50	70	120	42	13	9	8	17	4
1999-00	FLYERS	NHL	80	20	28	48	22	17	5	5	10	2
2000-01	FLYERS	NHL	69	27	32	59	18	6	3	0	3	0
2001-02	FLYERS	NHL	79	33	33	66	32	5	0	0	0	2
2002-03	FLYERS	NHL	46	9	18	27	16	13	4	1	5	6
2003-04	FLYERS	NHL	80	24	21	45	29	18	5	4	9	12
2004-05	Did Not Play		--	--	--	--	--	--	--	--	--	--
2005-06	FLYERS	NHL	72	47	32	79	38	6	3	1	4	2
2006-07	FLYERS	NHL	76	41	27	68	30	--	--	--	--	--
2007-08	FLYERS	NHL	25	7	11	18	4	--	--	--	--	--
2008-09	FLYERS	NHL	79	34	40	74	42	6	3	1	4	2
NHL TOTALS			606	242	242	484	231	71	23	12	35	26
FLYERS TOTALS			606	242	242	484	231	71	23	12	35	26

(a) Drafted by the Flyers in the 1st round (22nd overall) of the 1998 NHL Entry Draft.

## MISCELLANEOUS STATS

YEAR	TEAM	LEAGUE	REGULAR SEASON								PLAYOFFS			
			PP	SH	GW	S	S%	+/-	TF	F%	MIN	PP	SH	GW
1999-00	FLYERS	NHL	8	1	4	159	12.6	11	443	42.2	14:58	2	0	1
2000-01	FLYERS	NHL	6	0	7	191	14.1	24	21	28.6	18:04	2	0	0
2001-02	FLYERS	NHL	4	1	7	199	16.6	31	6	83.8	18:09	0	0	0
2002-03	FLYERS	NHL	1	1	3	115	7.8	20	70	42.9	17:23	0	1	1
2003-04	FLYERS	NHL	6	0	6	211	11.4	12	104	39.4	16:27	0	0	1
2005-06	FLYERS	NHL	12	2	7	334	14.1	31	18	38.9	20:46	1	0	0
2006-07	FLYERS	NHL	13	2	4	291	14.1	2	49	42.9	21:02	--	--	--
2007-08	FLYERS	NHL	5	0	2	76	9.2	-8	2	50.0	18:08	--	--	--
2008-09	FLYERS	NHL	12	4	3	221	15.4	21	10	30.0	19:01	1	1	1
NHL TOTALS			67	11	43	1797	13.5	144	723	44.3	18:13	6	2	4


## STATISTICAL CAREER HIGHS

	FLYERS	CAREER
MOST GOALS (GAME)	3 (TWO TIMES)	3 (TWO TIMES)
MOST ASSIST (GAME)	3 (FOUR TIMES)	3 (FOUR TIMES)
MOST POINTS (GAME)	4 (THREE TIMES)	4 (THREE TIMES)
MOST GOALS (SEASON)	47 (2005-06)	47 (2005-06)
MOST ASSIST (SEASON)	40 (2008-09)	40 (2008-09)
MOST POINTS (SEASON)	79 (2006-06)	79 (2005-06)
LONGEST GOAL-SCORING STREAK	5 GAMES (TWO TIMES)	5 GAMES (TWO TIMES)
LONGEST ASSIST-SCORING STREAK	6 GAMES (TWO TIMES, 11/15/08 – 11/26/08, 3/03/09 – 3/14/09)	
LONGEST POINT-SCORING STREAK	7 GAMES (10/20/01 – 11/06/01)	7 GAMES (10/20/01 – 11/06/01)



## CAREER STATS VS. NHL

TEAM	GP	G	A	PTS	PIM
ANAHEIM	7	3	4	7	6
ATLANTA	31	19	11	30	10
BOSTON	29	14	11	25	4
BUFFALO	29	11	17	28	23
CALGARY	7	0	4	4	6
CAROLINA	29	15	10	25	8
CHICAGO	8	4	5	9	4
COLORADO	10	4	6	10	6
COLUMBUS	7	1	2	3	4
DALLAS	9	2	2	4	0
DETROIT	9	4	3	7	2
EDMONTON	8	4	2	6	0
FLORIDA	32	17	11	28	12
LOS ANGELES	6	5	0	5	4
MINNESOTA	4	0	2	2	0
MONTREAL	29	10	14	24	16
NASHVILLE	9	2	4	6	0
NEW JERSEY	45	18	8	26	12
NY ISLANDERS	46	20	19	39	28
NY RANGERS	46	21	18	39	20
OTTAWA	31	9	13	22	6
FLYERS	0	0	0	0	0
PHOENIX	9	1	3	4	2
PITTSBURGH	47	19	21	40	8
SAN JOSE	8	1	3	4	2
ST. LOUIS	9	2	8	10	6
TAMPA BAY	31	7	12	19	16
TORONTO	31	7	9	16	8
VANCOUVER	8	5	5	10	0
WASHINGTON	32	17	15	22	18



# 28 CLAUDE GIROUX

RIGHT WING | zhih-ROO, KLOHD

**BIRTHDATE:** January 12, 1988 **BIRTHPLACE:** Hearst, Ontario

**SEASON:** 2nd NHL, 2nd Flyers **HT:** 5'11" **WT:** 172 **SHOOTS:** Right

**FAMILY:** Single

**OFF-SEASON RESIDENCE:** Hearst, Ontario

**ACQUIRED:** Drafted in first round (22nd overall) in 2006

## PERSONAL

Nickname is G...His favorite pregame song to listen to is Metallica – Master of Puppets...His first car was a 1997 Toyota Corolla...If he could vacation anywhere it would be Punta Cana...If he could be on any reality TV show it would be 'American Idol'...Mark Wahlberg would play him in a movie about his life...If he could be a cartoon character it would be Stewie from 'Family Guy'...His favorite place in Philly is Geno's and his least favorite food is tomatoes.

## 2008-09

Tied for the team lead with five points (2G,3A) in six playoff games...Recorded his first NHL playoff point (assist) at Pittsburgh in Game 2 on Apr. 17...Recorded his first NHL playoff goal in Game 3 against Pittsburgh on Apr. 19...Was recalled by the Flyers on Mar. 3 after he was loaned to the Phantoms on Feb. 28...Recorded three points (1G,2A) at Rangers on Feb. 15, his first multiple-point game in the NHL...Missed five games (Jan. 3-13) due to a mild concussion...Posted a goal at Florida on Jan. 27 (1st NHL goal)...Registered an assist at Vancouver on Dec. 30 (1st NHL point)...Named the AHL rookie of the month for December after posting 14 points (8G,6A) and a +12 in eight games with the Phantoms...Was selected to the Canadian AHL All-Star Team in the 2009 AHL All-Star Classic (did not participate).

## CAREER

**2007-08:** Appeared in two games for the Flyers, making his NHL debut on Feb. 19 at Ottawa...Concluded a four-year career with Gatineau (QMJHL) by leading the Olympiques to the President's Cup as QMJHL champions...Recipient of the Guy Lafleur Trophy, given to the Most Valuable Player of the QMJHL Tournament...Set franchise records with 51 points and 34 assists in the playoffs, while leading the team and ranking second in the league with 17 playoff goals...During the regular season, led Gatineau in points (106 – second in the QMJHL), assists (68 – tied for second in the QMJHL), plus/minus (+40 – third in the QMJHL), game-winning goals (8) and shorthanded goals (6 – third in the QMJHL)...Tied for team lead in goals with 38...Named to the QMJHL First All-Star Team...Helped Team Canada capture its fourth consecutive gold medal in the Under-20 World Junior Championships in the Czech Republic...Recorded six points (2G, 4A) and eight penalty minutes in seven games, and scored a goal in the gold medal game against Sweden...**2006-07:** Joined the Phantoms following the end of Gatineau's season and appeared in five games, posting a goal and an assist...Led Gatineau in points (112 – 4th overall in the QMJHL), goals (48 – 6th overall in the QMJHL)...Ranked second on the team in assists (64 – 6th overall



## CAREER STATS VS. NHL

TEAM	GP	G	A	PTS	PIM
ANAHEIM	1	0	1	1	0
ATLANTA	2	0	1	1	2
BOSTON	4	1	2	3	4
BUFFALO	3	0	3	3	0
CALGARY	1	0	0	0	0
CAROLINA	0	0	0	0	0
CHICAGO	1	0	0	0	0
COLORADO	0	0	0	0	0
COLUMBUS	1	0	0	0	0
DALLAS	0	0	0	0	0
DETROIT	1	0	0	0	0
EDMONTON	0	0	0	0	0
FLORIDA	4	1	0	1	2
LOS ANGELES	1	0	0	0	0
MINNESOTA	0	0	0	0	0
MONTREAL	1	0	0	0	0
NASHVILLE	1	1	0	1	0
NEW JERSEY	1	0	1	1	0
NY ISLANDERS	3	1	0	1	0
NY RANGERS	5	2	4	6	4
OTTAWA	3	0	1	1	0
FLYERS	0	0	0	0	0
PHOENIX	0	0	0	0	0
PITTSBURGH	2	0	1	1	0
SAN JOSE	1	0	0	0	0
ST. LOUIS	1	0	0	0	2
TAMPA BAY	2	0	0	0	0
TORONTO	2	2	3	5	0
VANCOUVER	1	1	1	2	0
WASHINGTON	2	0	0	0	0

in the QMJHL)...Ranked second on the team in power-play goals (20)...Named QMJHL Offensive Player of the Week 9/14-9/17...Named QMJHL Player of the Month – Sept. 2006...**2005-06:** Led Gatineau in goals (39 – tied for 19th overall in the QMJHL, T-1st among QMJHL rookies), assists (64 – 11th overall in the QMJHL, first among QMJHL rookies) and plus/minus (+30 – T-16th overall in the QMJHL, 2nd among QMJHL rookies)...Tied for second on the team in power-play goals (14 – T-1st among QMJHL rookies)...Named to the QMJHL All-Rookie Team...Named Player of the Month – Rookie – in December and March...Participated in the Canadian National Junior Team Development Camp, held in Calgary.

## CAREER RECORD

YEAR	TEAM	LEAGUE	GP	REGULAR SEASON				PIM	PLAYOFFS				
				G	A	PTS			GP	G	A	PTS	PIM
2005-06	Gatineau (a)	QMJHL	69	39	64	103		64	17	5	15	20	24
2006-07	Gatineau	GMJHL	63	48	64	112		49	5	2	5	7	2
	Philadelphia	AHL	5	1	1	2		6	--	--	--	--	--
2007-08	FLYERS	NHL	2	0	0	0		0	--	--	--	--	--
	Philadelphia	AHL	55	38	68	106		37	19	17	34	51	6
2008-09	FLYERS	NHL	42	9	18	27		14	6	2	3	5	6
	Philadelphia	AHL	33	17	17	34		22	--	--	--	--	--
	<b>NHL TOTALS</b>		<b>44</b>	<b>9</b>	<b>18</b>	<b>27</b>		<b>14</b>	<b>6</b>	<b>2</b>	<b>3</b>	<b>5</b>	<b>6</b>
	<b>FLYERS TOTALS</b>		<b>44</b>	<b>9</b>	<b>18</b>	<b>27</b>		<b>14</b>	<b>6</b>	<b>2</b>	<b>3</b>	<b>5</b>	<b>6</b>


(a) Drafted by the Flyers in the first round (22nd overall) of the 2006 NHL Entry Draft.

## STATISTICAL CAREER HIGHS

	FLYERS	CAREER
MOST GOALS (GAME)	1 (NINE TIMES, 2008-09)	1 (NINE TIMES, 2008-09)
MOST ASSIST (GAME)	2 (FOUR TIMES, 2008-09)	2 (FOUR TIMES, 2008-09)
MOST POINTS (GAME)	3 (TWO TIMES, 2/15/09 & 4/3/09)	3 (TWO TIMES, 2/15/09 & 4/3/09)
MOST GOALS (SEASON)	9 (2008-09)	9 (2008-09)
MOST ASSIST (SEASON)	18 (2008-09)	18 (2008-09)
MOST POINTS (SEASON)	27 (2008-09)	27 (2008-09)
LONGEST GOAL-SCORING STREAK	3 GAMES (3/29/09 – 4/3/09)	3 GAMES (3/29/09 – 4/3/09)
LONGEST ASSIST-SCORING STREAK	3 GAMES (TWO TIMES, 3/20/09 – 3/23/09)	
LONGEST POINT-SCORING STREAK	3 GAMES (THREE TIMES, 2/12/09 – 2/15/09, 3/20/09 – 3/23/09, 3/29/09 – 4/3/09)	

## MISCELLANEOUS STATS

YEAR	TEAM	LEAGUE	PP	SH	REGULAR SEASON					TF	F%	PLAYOFFS			
					GW	S	S%	+/-				MIN	PP	SH	GW
2007-08	FLYERS	NHL	0	0	0	2	0.0	-2	--	--	--	9:34	--	--	--
2008-09	FLYERS	NHL	2	0	0	67	13.4	10	309	47.2		15:09	0	0	0
	<b>NHL TOTALS</b>		<b>2</b>	<b>0</b>	<b>0</b>	<b>69</b>	<b>13.0</b>	<b>8</b>	<b>309</b>	<b>47.2</b>		<b>14:54</b>	<b>0</b>	<b>0</b>	<b>0</b>



# 19 SCOTT HARTNELL

LEFT WING | HAHRT-nuhl, SKAWT

**BIRTHDATE:** April 18, 1982 **BIRTHPLACE:** Regina, Saskatchewan

**SEASON:** 9th NHL, 3rd Flyers **HT:** 6'2" **WT:** 210 **SHOOTS:** Left

**FAMILY:** Wife – Lisa

**OFF-SEASON RESIDENCE:** Brainard, Minnesota

**ACQUIRED:** Traded from Nashville – 6/18/07

## PERSONAL

Off season residence is Brainard, Minnesota...Nickname is Bird Dogg...Enjoys walking around Philadelphia and have a nice dinner on non-game days...First car was a 1988 Chevy station wagon...Favorite game show is 'Price Is Right'...Scott would choose Will Ferrell to portray him in a movie about his life...Favorite cartoon character is Darkwing Duck...Least favorite food is Sauerkraut.

## 2008-09

Posted a goal and an assist and 23 penalty minutes in six games of the ECQF vs. PIT...Recipient of the Gene Hart Memorial Award, given to the Flyer who plays with the most heart as voted on by members of the Philadelphia Flyers Fan Club at their monthly meetings...Set new career high for points (60), goals (30) and assists (30)...Tied his career-high for points in a single game (4)...Was one of three players to have played in all 82 games for the Flyers (Carter, Knuble)...Reached the 30-goal mark for the first time in his career on Apr. 3 vs. TOR...Recorded a goal (100th as Flyer) vs. FLA on Mar. 26...Tied for the team lead in March in goals (7), plus/minus (+6) and tied for second in points (13), in 15 games...Recorded an assist vs. MTL on Feb. 27 (300th point in the NHL)...Reached the 20-goal mark for the fourth consecutive season with his goal at BOS on Feb. 7...Suffered a broken big toe at CHI on Dec. 26...Recorded his fourth and fifth career hat tricks vs. CAR on Dec. 11 (3G) and vs. WSH on Dec. 20 (3G,1A).

## CAREER

In parts of six seasons with Nashville (2000-01 through 2006-07), Hartnell registered 93 goals and 118 assists for 211 points and 544 penalty minutes in 436 regular season games...Is first on the Predators All-Time List in penalty minutes with 544...**2007-08:** Reached the 20-goal mark for the third time in his career and for the third consecutive season...Tied for first on the team in game-winning goals (6)...Second on the team in penalty minutes (159)...Tied for second on the team in hits (110)...Tied for third on the team in power play goals with 10...Game at NYR on Mar. 1 was his 500th career NHL game...Named Second Star vs. LA on Jan. 29 after scoring the game-winning goal in overtime...Scoreless vs. NJ on Jan. 22, ending his seven-game point-scoring streak (10G,4A - new career high for point-scoring streak)...Named NHL's Third Star for the week ending Jan. 13 after registering six points (5G,1A) in three games (second consecutive week was named Third Star)...Scored the game-winning goal, while on the power play, vs. Ottawa on Jan. 20...Named First Star at NY Islanders on Jan. 19 after recording three power play goals and an assist (his three power play goals tied team record for most power play goals in a game - fourth time)...Scored the game-winning goal vs. Florida on Jan. 16...Named NHL's Third Star for the week ending Jan. 13 after registering eight points (5G,3A) in four games...Named First Star at NY Rangers on Jan. 10 after registering a natural hat trick...Named Second Star at Atlanta on Jan. 8 after recording a goal and two assists...His goal at Atlanta on Jan. 8 was his 100th career NHL goal...Missed game at Carolina on Nov. 28 and vs. Dallas on Dec. 1 after being suspended by the NHL for two games on Nov. 27 as a result of being assessed a game misconduct vs. Boston on Nov. 26...Recorded a goal and an assist at Carolina on Nov. 21, his first multiple-point game as a Flyer...Scored a goal vs. Pittsburgh on Nov. 10, his first goal as a Flyer...Posted an assist on Kapanen's game-winning goal vs. NY Islanders on Oct. 13, his first point as a Flyer...Game at Calgary on Oct. 4 was his first game as a Flyer...**2006-07:** Recorded 22 goals and 17 assists for 39 points and 96 penalty minutes in 64 games for the Predators...Second on the team in power play goals (10) and was tied for third on the team in plus/minus

(+19)...**2005-06:** Recorded 25 goals and 23 assists for 48 points and 101 penalty minutes in 81 regular season games with Nashville...At the time, set career highs in points, goals, power-play goals (10) and plus/minus (+8)...Led the team and set a franchise-record with eight game-winning goals (T-8th in the NHL)...Recorded his 100th career NHL assist at Phoenix on Mar. 28...Appeared in his 300th career NHL game at Columbus on Oct. 26...Had two five-game scoring streaks (Mar. 14-21 & Oct. 13-25)...**2004-05:** Posted 17 goals and 12 assists for 29 points and 103 penalty minutes with Valerengen IF Oslo (Norway)...Helped the team win the league championship and led all players with 19 points (12G,7A) in 11 playoff games...**2003-04:** Missed 23 games due to injury...Finished second on the team in goals (18)...Recorded his 100th career NHL point (goal) at Detroit on Nov. 8...Scored his first career playoff goal at Anaheim on Nov. 21, it was also the 1,000th career goal in franchise history...**2002-03:** Played all 82 games for Nashville (one of four players)...Led the team in shots (221) and second in penalty minutes (101)...**2001-02:** At the time, recorded a career high in assists (27)...Led the team in plus/minus (+5) and ranked second in game-winning goals (4) and penalty minutes (111)...Played in the NHL YoungStars Game at the NHL All-Star Game in Los Angeles on Feb. 1...**2000-01:** Made his NHL Debut vs. Pittsburgh on Oct. 7 in Japan...Was the youngest player (18 years, 172 days) in franchise history to play in an NHL game...Was the youngest player on an NHL roster for the season...**Amateur Career:** Played parts of three seasons with Prince Albert in the Western Hockey League...Posted 38 goals and 90 assists for 127 points and 230 penalty minutes in 128 games...Led the team 82 points (27G,55A) in 62 games...Ranked ninth in the WHL in assists (55)...Played in the 2000 WHL All-Star Game...**International Career:** Won a gold medal with Team Alberta in the 1999 Canada Games...Won a gold medal with Canada in the 1999 Under-18 Four Nations Tournament and scored the game-winning goal in overtime.



# 19 SCOTT HARTNELL

## CAREER RECORD

YEAR	TEAM	LEAGUE	REGULAR SEASON					PLAYOFFS				
			GP	G	A	PTS	PIM	GP	G	A	PTS	PIM
1997-98	Lloydminster	AJHL	56	9	25	34	82	4	2	1	3	8
	Prince Albert	WHL	1	0	1	1	2	--	--	--	--	--
1998-99	Prince Albert	WHL	65	10	34	44	104	14	0	5	5	22
1999-00	Prince Albert (a)	WHL	62	27	55	82	124	6	3	2	5	6
2000-01	Nashville	NHL	75	2	14	16	48	--	--	--	--	--
2001-02	Nashville	NHL	75	14	27	41	111	--	--	--	--	--
2002-03	Nashville	NHL	82	12	22	34	101	--	--	--	--	--
2003-04	Nashville	NHL	59	18	15	33	87	6	1	2	3	2
2004-05	Valerengen IF Oslo	Norway	28	17	12	29	103	11	12	7	19	24
2005-06	Nashville	NHL	81	25	23	48	101	5	1	0	1	4
2006-07	Nashville (b)	NHL	64	22	17	39	96	5	1	1	2	28
2007-08	FLYERS	NHL	80	24	19	43	159	17	3	4	7	20
2008-09	FLYERS	NHL	82	30	30	60	143	6	1	1	2	23
<b>NHL TOTALS</b>			<b>598</b>	<b>147</b>	<b>167</b>	<b>314</b>	<b>846</b>	<b>39</b>	<b>7</b>	<b>8</b>	<b>15</b>	<b>77</b>
<b>FLYERS TOTALS</b>			<b>162</b>	<b>54</b>	<b>49</b>	<b>103</b>	<b>302</b>	<b>23</b>	<b>4</b>	<b>5</b>	<b>9</b>	<b>43</b>

(a) Drafted by Nashville in the first round (sixth overall) of the 2000 NHL Entry Draft.

(b) Traded by Nashville, along with Kimmo Timonen, to the Flyers in exchange for a first round choice in the 2007 NHL Entry Draft (Jonathon Blum), on June 18, 2007.

## MISCELLANEOUS STATS


YEAR	TEAM	LEAGUE	REGULAR SEASON								PLAYOFFS			
			PP	SH	GW	S	S%	+/-	TF	F%	MIN	PP	SH	GW
2000-01	Nashville	NHL	0	0	0	92	2.2	-8	3	33.3	10:54	--	--	--
2001-02	Nashville	NHL	3	0	4	162	8.6	5	12	25.0	16:58	--	--	--
2002-03	Nashville	NHL	2	0	2	221	5.4	-3	23	30.4	15:17	--	--	--
2003-04	Nashville	NHL	5	0	3	154	11.7	-6	48	37.5	16:15	0	0	0
2005-06	Nashville	NHL	10	2	8	211	11.8	8	58	37.9	16:05	0	0	0
2006-07	Nashville	NHL	10	0	2	150	14.7	19	134	47.0	15:43	1	0	0
2007-08	FLYERS	NHL	10	1	6	176	13.6	2	32	40.6	16:10	0	0	0
2008-09	FLYERS	NHL	6	1	5	210	14.3	14	36	50.0	17:48	1	0	0
<b>NHL TOTALS</b>			<b>46</b>	<b>4</b>	<b>30</b>	<b>1376</b>	<b>10.7</b>	<b>32</b>	<b>346</b>	<b>37.7</b>	<b>15:39</b>	<b>2</b>	<b>0</b>	<b>0</b>

## STATISTICAL CAREER HIGHS

	FLYERS	CAREER
MOST GOALS (GAME)	3 (FOUR TIMES)	3 (FIVE TIMES)
MOST ASSIST (GAME)	3 (vs. S.J. 10/22/08)	3 (TWO TIMES)
MOST POINTS (GAME)	4 (THREE TIMES)	4 (FOUR TIMES)
MOST GOALS (SEASON)	30 (2008-09)	30 (2008-09)
MOST ASSIST (SEASON)	30 (2008-09)	30 (2008-09)
MOST POINTS (SEASON)	60 (2008-09)	60 (2008-09)
LONGEST GOAL-SCORING STREAK	3 GAMES ( TWO TIMES)	3 GAMES (FOUR TIMES)
LONGEST ASSIST-SCORING STREAK	3 GAMES (12/20/08 – 12/23/08)	6 GAMES (1/16/03 – 1/27/03)
LONGEST POINT-SCORING STREAK	7 GAMES (1/8/08 – 1/20/08)	7 GAMES (1/8/08 – 1/20/08)




# SCOTT HARTNELL 19



## CAREER STATS VS. NHL

TEAM	GP	G	A	PTS	PIM
ANAHEIM	25	2	4	6	35
ATLANTA	13	2	10	12	12
BOSTON	15	4	3	7	38
BUFFALO	14	5	7	12	16
CALGARY	22	6	6	12	69
CAROLINA	13	6	5	11	13
CHICAGO	34	8	17	25	37
COLORADO	26	6	7	13	35
COLUMBUS	36	8	8	16	58
DALLAS	20	5	5	10	41
DETROIT	31	12	7	19	42
EDMONTON	23	5	7	12	37
FLORIDA	14	2	3	5	24
LOS ANGELES	25	3	3	6	39
MINNESOTA	21	3	6	9	24
MONTREAL	12	1	3	4	21
NASHVILLE	1	0	0	0	0
NEW JERSEY	21	4	3	7	23
NY ISLANDERS	20	9	4	13	15
NY RANGERS	22	6	3	9	19
OTTAWA	14	4	5	9	4
FLYERS	6	0	2	2	2
PHOENIX	22	7	5	12	14
PITTSBURGH	21	6	10	16	54
SAN JOSE	25	5	7	12	28
ST. LOUIS	36	10	8	18	36
TAMPA BAY	15	2	5	7	29
TORONTO	13	1	1	2	24
VANCOUVER	24	8	7	15	40
WASHINGTON	14	7	6	13	17



# 6 RANDY JONES

DEFENSE | JOHNZ, RAN-dee

**BIRTHDATE:** July 23, 1981 **BIRTHPLACE:** Quispamsis, New Brunswick

**SEASON:** 6th NHL, 6th Flyers **HT:** 6'2" **WT:** 200 **SHOOTS:** Left

**FAMILY:** Single

**OFF-SEASON RESIDENCE:** Quispamsis, New Brunswick

**ACQUIRED:** Free Agent, Signed – 7/24/03

## PERSONAL

Off season residence is Quispamsis, New Brunswick...Nickname is Jonesy...First car was a 1987 Toyota Supra...If he could have dinner with anyone it would be Eddie Vedder from Pearl Jam...If he could appear on any game show it would be 'Family Feud'...He would pick Keanu Reeves to play him in a movie about his life...Favorite cartoon character is Snoopy...Least favorite food is scallops.

## 2008-09

**Playoffs:** Had one assist in six games of the ECQF vs. Pittsburgh...**Regular Season:** Set new career high for time on ice in a single game (27:43 vs. Montreal on Feb. 27)...Missed two games (Mar. 17-20) due to ankle injury...Appeared in his 200th game as a Flyer/NHL on Mar. 5 vs. Calgary...Missed game at St. Louis on Jan. 31 (flu)...Missed the first 32 regular season Flyers games due to injury...Recorded two assists in two games with the Phantoms (AHL) from Dec. 17-20...Was reassigned to the Phantoms for a conditioning assignment on Dec. 17.

## CAREER

**2007-08:** Set new career high for goals (5), assists (20) and points (25) in a season...Missed six games from Mar. 15-25 (hip flexor injury sustained vs. Toronto on March 12)...Missed game at Tampa Bay on Dec. 29 and Florida on Dec. 30 (knee)...Missed game vs. Buffalo on Dec. 22 (right knee sprain suffered at Buffalo on Dec. 21)...Was suspended by the NHL for two games (Nov. 1-2)...Was assessed a game misconduct by NHL at Boston on Oct. 27...Had a career-high four-game point-scoring streak Oct. 10-18 (1G,4A)...Posted an assist at Calgary on Oct. 4, his 100th career NHL game...**2006-07:** Missed three games (Mar. 31-Apr. 5) due to a mild shoulder sprain sustained at New Jersey on Mar. 30...Missed four games (Jan. 28-Feb. 3) due to a right shoulder separation sustained vs. NY Rangers on Jan. 27...Scored his first career NHL goal vs. Tampa Bay on Nov. 2...**2005-06:** Recorded two goals and three assists for five points and 53 penalty minutes in 21 games for the Phantoms (AHL)...Was recalled from the Phantoms seven times...Signed a two-year contract extension on Feb. 7...Posted two assists vs. Montreal on Jan. 25, his first career multiple-point game in the NHL...Missed 21 games due to injury...Posted an assist at Toronto on Oct. 11 (1st NHL point)...**2004-05:** Was a member of the Calder Cup Champion Philadelphia Phantoms...**2003-04:** Named Phantoms' Rookie of the Year...Played his first career NHL game at Washington on Mar. 6...College Career: Played two seasons for the Clarkson Knights of the ECAC (2001-02,



## CAREER STATS VS. NHL

TEAM	GP	G	A	PTS	PIM
ANAHEIM	3	0	0	0	2
ATLANTA	5	2	0	2	6
BOSTON	10	1	3	4	17
BUFFALO	11	0	3	3	6
CALGARY	2	0	1	1	2
CAROLINA	11	0	3	3	18
CHICAGO	3	0	0	0	2
COLORADO	2	0	0	0	0
COLUMBUS	2	0	0	0	0
DALLAS	1	1	0	1	2
DETROIT	2	0	0	0	0
EDMONTON	1	0	0	0	0
FLORIDA	11	0	1	1	10
LOS ANGELES	4	0	0	0	0
MINNESOTA	2	0	1	1	0
MONTREAL	11	0	3	3	2
NY RANGERS	23	0	3	3	12
OTTAWA	12	0	4	4	4
FLYERS	0	0	0	0	0
PHOENIX	1	0	0	0	0
PITTSBURGH	19	1	6	7	10
SAN JOSE	2	0	0	0	0
ST. LOUIS	1	0	0	0	0
TAMPA BAY	9	2	2	4	2
TORONTO	11	1	5	6	6
VANCOUVER	2	0	2	2	0
WASHINGTON	13	1	3	4	6

2002-03)...Recorded 53 points (22G,31A) and 78 penalty minutes in 67 games...**2002-03:** Was named a First-Team ECAC All-Star and received The Bill Harrison Most Valuable Player Award as Clarkson University's most valuable player following the 2002-03 season...Was the first defenseman in school history to lead the Golden Knights in scoring...Recorded 13 goals and 20 assists for 33 points (1st among ECAC defensemen) and 65 penalty minutes in 33 games for Clarkson...Led team in assists (20), power play goals (6) and plus/minus (+12)...Was tied for first on Clarkson in goals (13) and was second in penalty minutes (65).

## CAREER RECORD

YEAR	TEAM	LEAGUE	GP	REGULAR SEASON					PIM	GP	PLAYOFFS				
				G	A	PTS					G	A	PTS		PIM
2001-02	Clarkson	ECAC	34	9	11	20		32		--	--	--	--	--	--
2002-03	Clarkson (a)	ECAC	33	13	20	33		65		--	--	--	--	--	--
2003-04	Philadelphia	AHL	55	8	24	32		63		12	0	1	1		17
	FLYERS	NHL	5	0	0	0		0		--	--	--	--	--	--
2004-05	Philadelphia	AHL	69	5	19	24		32		18	0	5	5		10
2005-06	FLYERS	NHL	28	0	8	8		16		--	--	--	--	--	--
	Philadelphia	AHL	21	2	3	5		53		--	--	--	--	--	--
2006-07	FLYERS	NHL	66	4	18	22		38		--	--	--	--	--	--
2007-08	FLYERS	NHL	71	5	26	31		58		16	0	2	2		4
2008-09	Philadelphia	AHL	2	0	2	2		2		--	--	--	--	--	--
	FLYERS	NHL	47	4	4	8		22		6	0	1	1		0
<b>NHL TOTALS</b>			<b>217</b>	<b>13</b>	<b>56</b>	<b>69</b>		<b>134</b>		<b>22</b>	<b>0</b>	<b>3</b>	<b>3</b>		<b>4</b>
<b>FLYERS TOTALS</b>			<b>217</b>	<b>13</b>	<b>56</b>	<b>69</b>		<b>134</b>		<b>22</b>	<b>0</b>	<b>3</b>	<b>3</b>		<b>4</b>


(a) Signed as a free agent by the Flyers on August 23, 2003.

## STATISTICAL CAREER HIGHS

	FLYERS	CAREER
MOST GOALS (GAME)	1 (13 TIMES)	1 (13 TIMES)
MOST ASSIST (GAME)	2 (FIVE TIMES)	2 (FIVE TIMES)
MOST POINTS (GAME)	2 (SEVEN TIMES)	2 (SEVEN TIMES)
MOST GOALS (SEASON)	5 (2007-08)	5 (2007-08)
MOST ASSIST (SEASON)	26 (2007-08)	26 (2007-08)
MOST POINTS (SEASON)	31 (2007-08)	31 (2007-08)
LONGEST GOAL-SCORING STREAK	NONE	NONE
LONGEST ASSIST-SCORING STREAK	2 GAMES (SEVEN TIMES)	2 GAMES (SEVEN TIMES)
LONGEST POINT-SCORING STREAK	4 GAMES (10/10/07 – 10/18/07)	4 GAMES (10/10/07 – 10/18/07)

## MISCELLANEOUS STATS

YEAR	TEAM	LEAGUE	PP	SH	REGULAR SEASON					TF	F%	MIN	PLAYOFFS		
					GW	S	S%	+/-					PP	SH	GW
2003-04	FLYERS	NHL	0	0	0	5	0.0	1	0	0.0	12:00	--	--	--	--
2005-06	FLYERS	NHL	0	0	0	21	0.0	-6	1	100.0	14:58	--	--	--	--
2006-07	FLYERS	NHL	0	0	0	67	6.0	-14	1	0.0	16:05	--	--	--	--
2007-08	FLYERS	NHL	1	0	0	103	4.9	8	0	0.0	19:23	0	0	0	0
2008-09	FLYERS	NHL	1	0	2	45	8.9	8	0	0.0	19:07	0	0	0	0
<b>NHL TOTALS</b>			<b>2</b>	<b>0</b>	<b>2</b>	<b>241</b>	<b>5.4</b>	<b>-3</b>	<b>2</b>	<b>50.0</b>	<b>17:35</b>	<b>0</b>	<b>0</b>	<b>0</b>	<b>0</b>



# 14 IAN LAPERRIERE

RIGHT WING | Iuh-PAIR-ee-YAIR, EE-an

**BIRTHDATE:** January 19, 1974 **BIRTHPLACE:** Montreal, Quebec

**SEASON:** 15th NHL, 1st Flyers **HT:** 6'1" **WT:** 200 **SHOOTS:** Right

**FAMILY:** Wife – Magali; Sons – Tristan, Zachary

**OFF-SEASON RESIDENCE:** Montreal, Quebec

**ACQUIRED:** Free Agent, Signed – 7/1/09

## PERSONAL

Nickname is "Lappy"...His favorite pregame songs to listen to are U2 and Coldplay songs...his first car was a Renault 5...If he could vacation anywhere in the world it would be Croatia...If he could have dinner with anyone, dead or alive: Grandfather, whom he never met...If he could be on any reality TV show it would be 'Hell's Kitchen'...Would choose Vince Vaughn to play him in a movie about his life...His guilty pleasure is chocolate and the food he absolutely hates is oysters...COL's 2007 recipient of the Chopper Travaglini Award for community service...One of four men honored by American Diabetes Association and the Denver Father's Day Council as a "Father of the Year" in 2008...Is actively involved in helping the Ronald McDonald House and lent time to Big Brothers/Big Sisters of America...Kings Community Service award winner (2003-04)...Played former Canadiens great "Boom Boom" Geoffrion in the movie "Maurice Richard" - an independent film about the legendary hockey player released...Ian's first job was delivering newspapers.

## 2008-09

Posted 19 points (7G,12A) in 74 games in his fourth season with the Colorado Avalanche...He led the team in PIM (163)...Led the Avalanche in PIM's the last four years...Surpassed 100 PIM's for the 12th time in his last 13 seasons...He appeared in his 1,000th NHL game on Apr. 11 vs. VAN...Registered his 300th NHL point (assist) vs. EDM on Oct. 23.

## CAREER

**2007-08:** Led COL in penalty minutes (140) and fights (20)...Third on the club in hits (101)...Surpassed 1,500 career penalty minutes on Oct. 7 vs. SJ...Missed 12-of-13 games due to knee injury suffered on Nov. 11 vs. MIN...Appeared in his 900th NHL game on Feb. 6 at SJ...**2006-07:** Led COL in penalty minutes (133) and COL forwards in hits (85)...Recorded 17 fighting majors (2nd in NHL)...COL's nominee for the King Clancy Trophy...Missed his first game as an Avalanche on Mar. 29 at PHX due to groin injury (ended streak of 162 consecutive games played)...Scored his 100th career goal on Oct. 29 vs. MIN...Collected a fighting major in four consecutive games (Nov. 7-15)...Skated in his 800th NHL game on Nov. 28 at CGY...**2005-06:** Had 17 PIM in Game 1 of WCSF at ANH on May 5...Established career highs in goals (21), assists (24) and points (45) in his first season with COL...Led the Aves in penalty minutes (116) and fighting majors (12)...First COL player to score 20 goals and 100 PIM in a season since 1998-99 (Lemieux, Forsberg)...Played in all 82 games for the first time in his career...Led all NHL forwards in blocked shots (92)...Named alternate captain in mid-November...Had two goals while playing in his 700th career game, Oct. 19 vs. LA...Scored his first career overtime goal on Oct. 29 vs. VAN...Scored his 20th goal of the year on Apr. 8 vs. STL...**2003-04:** Finished with 1,010 career penalty minutes with LA, (5th all-time on Kings)...Missed 19 games (Nov. 26-Jan. 6) with a concussion...**2002-03:** Led the Kings in PIM (122)...Tied for fifth in the NHL with five shorthanded points (1G,4A) and co-led the NHL in shorthanded assists (4)...LA's nominee for the NHL's Masterton Trophy and King Clancy Award...Missed nine games due to injury...**2001-02:** Led the Kings in GP (81) and PIM (125)...**2000-01:** Ranked second on the Kings in PIM (141) and hits (209)...Recorded his first career hat trick on Oct. 13 vs. BOS...**1999-00:** Led LA in PIM (185 – career high) and NHL in major penalties (21)...Underwent surgery following the season to repair a torn ACL in his left knee...**1998-99:** Ranked second on the team in PIM (138)...**1997-98:** Scored first career playoff goal in Game 3 of WCQF against STL on Apr. 27...Finished second on the Kings in face-off win percentage (52.3)...Led the team in hits (198)...**1995-96:** Played for three NHL teams (STL, NYR, LA)...**1994-95:** With STL, ranked fourth in NHL rookie scoring with 27 points (13G,14A)...Third in assists and sixth in goals among rookies...Led the NHL in shooting percentage (24.5%), the first rookie to do that since Pittsburgh's Warren Young in 1984-85...Recorded four assists and 21 penalty minutes in seven playoff games as a rookie for the STL...**1992-93:** Second Team QMJHL All-Star with Drummondville.

## CAREER RECORD

			REGULAR SEASON					PLAYOFFS				
YEAR	TEAM	LEAGUE	GP	G	A	PTS	PIM	GP	G	A	PTS	PIM
1989-90	Mtl-Bourassa	QAAA	22	4	10	14	10	3	0	1	1	6
1990-91	Drummondville	QMJHL	65	19	29	48	117	14	2	9	11	48
1991-92	Drummondville (a)	QMJHL	70	28	49	77	160	4	2	2	4	9
1992-93	Drummondville (b)	QMJHL	60	44	96	140	188	10	6	13	19	20
1993-94	Drummondville	QMJHL	62	41	72	113	150	9	4	6	10	35
1993-94	St. Louis	NHL	1	0	0	0	0	--	--	--	--	--
1993-94	Peoria	IHL	--	--	--	--	--	5	1	3	4	2
1994-95	Peoria	IHL	51	16	32	48	111	--	--	--	--	--
1994-95	St. Louis	NHL	37	13	14	27	85	7	0	4	4	21
1995-96	St. Louis (c)	NHL	33	3	6	9	87	--	--	--	--	--
1995-96	Worcester	AHL	3	2	1	3	22	--	--	--	--	--
1995-96	NY Rangers	NHL	28	1	2	3	53	--	--	--	--	--
1995-96	Los Angeles (d)	NHL	10	2	3	5	15	--	--	--	--	--
1996-97	Los Angeles	NHL	62	8	15	23	102	--	--	--	--	--
1997-98	Los Angeles	NHL	77	6	15	21	131	4	1	0	1	6
1998-99	Los Angeles	NHL	72	3	10	13	138	--	--	--	--	--
1999-00	Los Angeles	NHL	79	9	13	22	185	4	0	0	0	2
2000-01	Los Angeles	NHL	79	8	10	18	141	13	1	2	3	12
2001-02	Los Angeles	NHL	81	8	14	22	125	7	0	1	1	9
2002-03	Los Angeles	NHL	73	7	12	19	122	--	--	--	--	--
2003-04	Los Angeles (e)	NHL	62	10	12	22	58	--	--	--	--	--
2005-06	Colorado	NHL	82	21	24	45	116	9	0	1	1	27
2006-07	Colorado	NHL	81	8	21	29	133	--	--	--	--	--
2007-08	Colorado	NHL	70	4	15	19	140	10	1	1	2	19
2008-09	Colorado (f)	NHL	74	7	12	19	163	--	--	--	--	--
NHL TOTALS			1001	118	198	316	1794	54	3	9	12	96

(a) Drafted from Drummondville by St. Louis in the seventh round (158th overall) of the 1992 NHL Entry Draft.

(b) QMJHL Second All-Star Team.

(c) Traded by St. Louis to NY Rangers for Stephane Matteau on Dec. 28, 1995.

(d) Traded by NY Rangers to Los Angeles, along with Ray Ferraro, Mattias Norstrom, Nathan LaFayette and 4th round choice (Sean Blanchard) in 1997 NHL Entry Draft for Marty McSorley, Jari Kurri and Shane Churla on Mar. 14, 1996.

(e) Signed as a free agent by Colorado on July 2, 2004.

(f) Signed as a free agent by the Flyers on July 1, 2009.

MISCELLANEOUS STATS


YEAR	TEAM	LEAGUE	REGULAR SEASON								PLAYOFFS			
			PP	SH	GW	S	S%	+/-	TF	F%	MIN	PP	SH	GW
1993-94	St. Louis	NHL	0	0	0	1	0.0	0	--	--	--	--	--	--
1994-95	St. Louis	NHL	1	0	1	53	24.5	12	--	--	--	0	0	0
1995-96	St. Louis	NHL	1	0	1	31	9.7	-4	--	--	--	--	--	--
1995-96	NY Rangers	NHL	0	0	0	21	4.8	-5	--	--	--	--	--	--
1995-96	Los Angeles	NHL	0	0	0	18	11.1	-2	--	--	--	--	--	--
1996-97	Los Angeles	NHL	0	1	2	84	9.5	-25	--	--	--	--	--	--
1997-98	Los Angeles	NHL	0	1	1	74	8.1	0	1104	52.4	13:17	0	0	0
1998-99	Los Angeles	NHL	0	0	1	62	4.8	-5	643	47.3	11:47	--	--	--
1999-00	Los Angeles	NHL	0	0	1	87	10.3	-14	1111	53.6	13:15	0	0	0
2000-01	Los Angeles	NHL	0	0	0	60	13.3	5	297	51.8	12:02	0	0	0
2001-02	Los Angeles	NHL	0	0	3	89	9.0	5	134	49.2	13:44	0	0	0
2002-03	Los Angeles	NHL	1	1	1	85	8.2	-9	317	49.2	15:46	--	--	--
2003-04	Los Angeles	NHL	1	0	3	59	16.9	-4	446	54.0	15:50	--	--	--
2005-06	Los Angeles	NHL	1	1	3	133	15.8	3	963	45.9	17:09	0	0	0
2006-07	Los Angeles	NHL	0	0	0	118	6.8	5	389	46.8	13:50	--	--	--
2007-08	Los Angeles	NHL	0	0	1	68	5.9	-5	141	45.4	13:39	0	0	0
2008-09	Los Angeles	NHL	0	0	0	61	11.5	0	446	44.0	13:50	--	--	--
NHL TOTALS			5	4	18	1104	10.7	-44	--	--	--	0	0	0

STATISTICAL CAREER HIGHS

	FLYERS	CAREER
MOST GOALS (GAME)	--	3 (ONE TIME)
MOST ASSIST (GAME)	--	3 (ONE TIME)
MOST POINTS (GAME)	--	3 (SIX TIMES)
MOST GOALS (SEASON)	--	21 (2005-06)
MOST ASSIST (SEASON)	--	24 (2005-06)
MOST POINTS (SEASON)	--	45 (2005-06)
LONGEST GOAL-SCORING STREAK	--	2 GAMES (NINE TIMES)
LONGEST ASSIST-SCORING STREAK	--	3 GAMES (EIGHT TIMES)
LONGEST POINT-SCORING STREAK	--	4 GAMES (SIX TIMES)

## CAREER STATS VS. NHL

TEAM	GP	G	A	PTS	PIM
ANAHEIM	59	6	14	20	85
ATLANTA	11	2	2	4	35
BOSTON	18	4	2	6	25
BUFFALO	19	2	6	8	24
CALGARY	65	3	14	17	184
CAROLINA	15	1	1	2	18
CHICAGO	49	3	10	13	110
COLORADO	37	5	8	13	73
COLUMBUS	30	3	6	9	34
DALLAS	57	5	15	20	115
DETROIT	55	9	11	20	68
EDMONTON	65	12	15	27	200
FLORIDA	15	0	1	1	31
LOS ANGELES	18	4	5	9	28
MINNESOTA	45	5	13	18	49
MONTREAL	18	1	3	4	22
NASHVILLE	36	6	7	13	45
NEW JERSEY	16	4	0	4	21
NY ISLANDERS	20	0	4	4	29
NY RANGERS	16	0	3	3	42
OTTAWA	16	3	2	5	43
FLYERS	18	2	1	3	15
PHOENIX	58	14	12	26	87
PITTSBURGH	16	1	5	6	17
SAN JOSE	59	6	12	18	95
ST. LOUIS	43	3	8	11	97
TAMPA BAY	18	2	0	2	29
TORONTO	24	5	5	10	44
VANCOUVER	65	6	10	16	98
WASHINGTON	20	1	3	4	31







# 77 RYAN PARENT

DEFENSE | PAIR-ehnt, RIGH-uhn

**BIRTHDATE:** March 17, 1987 **BIRTHPLACE:** Prince Albert, Saskatchewan

**SEASON:** 3rd NHL, 3rd Flyers **HT:** 6'3" **WT:** 183 **SHOOTS:** Left

**FAMILY:** Single

**OFF-SEASON RESIDENCE:** Sioux Lookout, Ontario

**ACQUIRED:** Trade from Nashville - 2/15/07

## PERSONAL

Offseason Residence: Solico, Ontario...First car was a 1998 Dodge Avenger...If he could have dinner with anyone it would be singer Taylor Swift...If he could appear on a reality show it would be 'Survivor'...He would want Owen Wilson to play him in a movie about his life...Favorite super-hero is Spiderman

## 2008-09

Went scoreless in six games of the ECQF against Pittsburgh...Missed two games (Apr. 9 & 12 - lower body injury)...Missed the first 36 games of the regular season due to surgery performed on his right shoulder on Oct. 16...Made his season debut with the Flyers and recorded an assist, his first NHL point in the regular season, vs. Bruins on Feb. 4...Recalled by the Flyers from the Phantoms (AHL) on Feb. 4...Posted one assist and 18 penalty minutes in 15 games for the Phantoms.

## CAREER

**2007-08:** Recalled by the Flyers on Feb. 13 and remained with the team for the rest of the season...Recorded an assist vs. Pittsburgh on May 15 (1st career NHL playoff point)...**2006-07:** Posted his first professional goal on Apr. 6 vs. Hershey...Recalled by the Flyers on Apr. 5...Made his NHL debut on Apr. 5 vs. New Jersey...Made his Phantoms debut on Apr. 4 vs. Bridgeport...Joined the Flyers from the Guelph Storm (OHL) on Apr. 2...Recorded 10 points (3G,7A) and 86 penalty minutes in 43 games for Guelph...Named the Storm's captain...**Career:** Recorded 56 points (10G,46A) and 262 penalty minutes in 227 regular season games in four seasons with the Storm (2003-04 through 2006-07)...Named to the OHL Second All-Star Team (2005-06)...Member of the Canadian National Team which won the gold medal at the 2006 and 2007 World Junior Championships...Drafted by Nashville in the first round (18th overall) of the 2005 NHL Entry Draft.



## CAREER STATS VS. NHL

TEAM	GP	G	A	PTS	PIM
ANAHEIM	0	0	0	0	0
ATLANTA	2	0	0	0	2
BOSTON	5	0	2	2	2
BUFFALO	5	0	0	0	0
CALGARY	1	0	0	0	0
CAROLINA	0	0	0	0	0
CHICAGO	0	0	0	0	0
COLORADO	0	0	0	0	0
COLUMBUS	0	0	0	0	0
DALLAS	0	0	0	0	0
DETROIT	1	0	0	0	2
EDMONTON	0	0	0	0	0
FLORIDA	3	0	0	0	0
LOS ANGELES	1	0	0	0	0
MINNESOTA	0	0	0	0	0
MONTREAL	3	0	0	0	4
NASHVILLE	1	0	1	1	2
NEW JERSEY	3	0	0	0	0
NY ISLANDERS	6	0	0	0	2
NY RANGERS	6	0	0	0	2
OTTAWA	4	0	0	0	0
FLYERS	0	0	0	0	0
PHOENIX	0	0	0	0	0
PITTSBURGH	4	0	1	1	0
SAN JOSE	1	0	0	0	0
ST. LOUIS	0	0	0	0	0
TAMPA BAY	2	0	0	0	0
TORONTO	4	0	0	0	0
VANCOUVER	0	0	0	0	0
WASHINGTON	2	0	0	0	0

## CAREER RECORD

YEAR	TEAM	LEAGUE	GP	REGULAR SEASON					PIM	PLAYOFFS				
				G	A	PTS				G	A	PTS		PIM
2003-04	Guelph	OHL	58	1	5	6		18	22	0	0	0	0	2
2004-05	Guelph (a)	OHL	66	2	17	19		36	4	0	1	1	1	4
2005-06	Guelph	OHL	60	4	17	21		122	15	1	4	5	24	
	Milwaukee	AHL	--	--	--	--		--	10	0	0	0	4	
2006-07	FLYERS	NHL	1	0	0	0		0	--	--	--	--	--	--
	Guelph (b)	OHL	43	3	7	10		86	4	01	1	1	14	
	Philadelphia	AHL	6	1	0	1		4	--	--	--	--	--	--
2007-08	FLYERS	NHL	22	0	0	0		6	4	0	1	1	0	
	Philadelphia	AHL	53	1	7	8		42	--	--	--	--	--	--
2008-09	FLYERS	NHL	31	0	4	4		10	6	0	0	0	6	
	Philadelphia	AHL	15	0	1	1		18	--	--	--	--	--	--
<b>NHL TOTALS</b>			<b>54</b>	<b>0</b>	<b>4</b>	<b>4</b>		<b>16</b>	<b>10</b>	<b>0</b>	<b>1</b>	<b>1</b>	<b>6</b>	
<b>FLYERS TOTALS</b>			<b>54</b>	<b>0</b>	<b>4</b>	<b>4</b>		<b>16</b>	<b>10</b>	<b>0</b>	<b>1</b>	<b>1</b>	<b>6</b>	

(a) Drafted by Nashville in the first round (18th overall) of the 2005 NHL Entry Draft.


(b) Traded by Nashville, along with Scottie Upshall and first and third round picks in the 2007 NHL Entry Draft, in exchange for Peter Forsberg on Feb. 15, 2007.

## STATISTICAL CAREER HIGHS

	FLYERS	CAREER
MOST GOALS (GAME)	0	0
MOST ASSIST (GAME)	1 (FOUR TIMES)	1 (FOUR TIMES)
MOST POINTS (GAME)	1 (FOUR TIMES)	1 (FOUR TIMES)
MOST GOALS (SEASON)	0	0
MOST ASSIST (SEASON)	4 (2008-09)	4 (2008-09)
MOST POINTS (SEASON)	4 (2008-09)	4 (2008-09)
LONGEST GOAL-SCORING STREAK	NONE	NONE
LONGEST ASSIST-SCORING STREAK	NONE	NONE
LONGEST POINT-SCORING STREAK	NONE	NONE

## MISCELLANEOUS STATS

YEAR	TEAM	LEAGUE	PP	SH	REGULAR SEASON					TF	F%	MIN	PLAYOFFS		
					GW	S	S%	+/-					PP	SH	GW
2006-07	FLYERS	NHL	0	0	0	1	0.0	0	--	--	14:10	--	--	--	
2007-08	FLYERS	NHL	0	0	0	9	0.0	-4	--	--	14:58	0	0	0	
2008-09	FLYERS	NHL	0	0	0	9	0.0	3	--	--	18:12	0	0	0	
<b>NHL TOTALS</b>			<b>0</b>	<b>0</b>	<b>0</b>	<b>19</b>	<b>0.0</b>	<b>-1</b>	<b>--</b>	<b>--</b>	<b>16:49</b>	<b>0</b>	<b>0</b>	<b>0</b>	



# 36 DARROLL POWE

CENTER | POW, DAH-rell

**BIRTHDATE:** June 22, 1985 **BIRTHPLACE:** Saskatoon, Saskatchewan

**SEASON:** 2nd NHL, 2nd Flyers **HT:** 5'11" **WT:** 212 **SHOOTS:** Left

**FAMILY:** Single

**OFF-SEASON RESIDENCE:** Philadelphia, Pennsylvania

**ACQUIRED:** Free Agent, Signed – 3/24/07

## PERSONAL

His first car was a '98 Toyota Camry...If he would vacation anywhere in the world it would be anywhere there is a beach...If he could be on any reality TV show it would be 'The Amazing Race'...Norm MacDonald would play him in a movie about his life...If he could be any cartoon character it would be Michaelangelo from the 'Teenage Mutant Ninja Turtles'...Nachos are his favorite guilty pleasure food, while his least favorite food is mustard.

## 2008-09

Posted a goal (1st NHL playoff goal) in Game Two at Pittsburgh on Apr. 17...Made NHL playoff debut on Apr. 15 in Game One at Pittsburgh...Recipient of the Pelle Lindbergh Memorial Trophy as the Flyer who has most improved from the previous season, as voted by his teammates...Recorded a penalty shot goal at Ottawa on Apr. 4...Recorded two assists vs. Toronto on Apr. 3, his first multi-point game in NHL...Missed game at Anaheim on Jan. 2 due to injury...Recorded his first NHL goal on Dec. 9 vs. NY Islanders...Missed 10 games (Oct. 30-Nov. 22) due to injury...Made his NHL debut at New Jersey on Oct. 24...Was recalled by the Flyers from the Phantoms on Oct. 23.

## CAREER

**2007-08:** Scored first career playoff goal in Game Two of the Eastern Division Semi-Finals vs. Albany with the Phantoms...Led team with four shorthanded goals in the regular season...**2006-07:** Scored his first professional goal on Mar. 31 vs. Binghamton...Recorded his first professional point (assist) on Mar. 25 vs. WBS...At Princeton, finished second on the team in scoring and posted career highs in goals (13), assists (15), points (28) and penalty minutes (109)...Also led the team in PPG (8)...**2005-06:** Played in 27 games for the Tigers...Suffered a shoulder injury to end his season...Awarded the Vaughan Cup for perseverance and dedication to Princeton hockey...Won the team's top-athlete award winner for the second season...**2004-05:** Appeared in 30 games...scored five goals and added two assists for seven points...Received the team's strength and conditioning award...**2003-04:** Appeared in 29 games as a freshman...Recorded four goals and five assists for nine points to rank second among freshmen in scoring.



## CAREER STATS VS. NHL

TEAM	GP	G	A	PTS	PIM
ANAHEIM	0	0	0	0	0
ATLANTA	3	1	0	1	0
BOSTON	4	0	0	0	2
BUFFALO	3	1	0	1	2
CALGARY	1	0	0	0	0
CAROLINA	2	0	0	0	0
CHICAGO	1	0	0	0	2
COLORADO	1	0	0	0	2
COLUMBUS	1	0	0	0	2
DALLAS	0	0	0	0	0
DETROIT	1	0	0	0	0
EDMONTON	0	0	0	0	0
FLORIDA	4	0	1	1	6
LOS ANGELES	2	0	0	0	2
MINNESOTA	1	0	0	0	0
MONTREAL	2	0	0	0	0
NASHVILLE	1	0	0	0	0
NEW JERSEY	6	0	0	0	4
NY ISLANDERS	4	1	0	1	7
NY RANGERS	5	0	1	1	0
OTTAWA	3	2	1	3	0
FLYERS	0	0	0	0	0
PHOENIX	0	0	0	0	0
PITTSBURGH	4	1	0	1	0
SAN JOSE	0	0	0	0	0
ST. LOUIS	1	0	0	0	2
TAMPA BAY	2	0	0	0	0
TORONTO	3	0	2	2	2
VANCOUVER	1	0	0	0	2
WASHINGTON	4	0	0	0	0

## CAREER RECORD

YEAR	TEAM	LEAGUE	GP	REGULAR SEASON				PIM	GP	PLAYOFFS				PIM
				G	A	PTS				G	A	PTS		
2003-04	Princeton	ECAC	29	4	5	9	28		--	--	--	--	--	--
2004-05	Princeton	ECAC	30	5	2	7	41		--	--	--	--	--	--
2005-06	Princeton	ECAC	27	6	10	16	48		--	--	--	--	--	--
2006-07	Princeton (a)	ECAC	34	13	15	28	109		--	--	--	--	--	--
2006-07	Philadelphia	AHL	11	2	2	4	20		--	--	--	--	--	--
2007-08	Philadelphia	AHL	76	9	14	23	133		10	1	0	1	6	
2008-09	FLYERS	NHL	60	6	5	11	35		6	1	2	3	7	
	Philadelphia	AHL	8	4	3	7	20		--	--	--	--	--	--
<b>NHL TOTALS</b>			<b>8</b>	<b>6</b>	<b>5</b>	<b>11</b>	<b>35</b>		<b>6</b>	<b>1</b>	<b>2</b>	<b>3</b>	<b>7</b>	
<b>FLYERS TOTALS</b>			<b>8</b>	<b>6</b>	<b>5</b>	<b>11</b>	<b>35</b>		<b>6</b>	<b>1</b>	<b>2</b>	<b>3</b>	<b>7</b>	


(a) Signed as a free agent by the Flyers, March 24, 2007.

## STATISTICAL CAREER HIGHS

	FLYERS	CAREER
MOST GOALS (GAME)	1 (6 TIMES)	1 (6 TIMES)
MOST ASSIST (GAME)	2 (vs. TOR, 4/3/09)	2 (vs. TOR, 4/3/09)
MOST POINTS (GAME)	2 (vs. TOR, 4/3/09)	2 (vs. TOR, 4/3/09)
MOST GOALS (SEASON)	6 (2008-09)	6 (2008-09)
MOST ASSIST (SEASON)	5 (2008-09)	5 (2008-09)
MOST POINTS (SEASON)	11 (2008-09)	11 (2008-09)
LONGEST GOAL-SCORING STREAK	NONE	NONE
LONGEST ASSIST-SCORING STREAK	NONE	NONE
LONGEST POINT-SCORING STREAK	NONE	NONE

## MISCELLANEOUS STATS

YEAR	TEAM	LEAGUE	PP	SH	REGULAR SEASON				TF	F%	MIN	PLAYOFFS		
					GW	S	S%	+/-				PP	SH	GW
2008-09	FLYERS	NHL	0	0	0	72	8.3	-8	263	48.7	10:32	0	0	0
<b>NHL TOTALS</b>			<b>0</b>	<b>0</b>	<b>0</b>	<b>72</b>	<b>8.3</b>	<b>-8</b>	<b>263</b>	<b>48.7</b>	<b>10:32</b>	<b>0</b>	<b>0</b>	<b>0</b>



# 20 CHRIS PRONGER

DEFENSE | PRAWN-guhr, KRIHS

**BIRTHDATE:** October 10, 1974 **BIRTHPLACE:** Dryden, Ontario

**SEASON:** 16th NHL, 1st Flyers **HT:** 6'6" **WT:** 213 **SHOOTS:** Left

**FAMILY:** Wife – Lauren; Sons – Jack, George; Daughter – Lilah

**OFF-SEASON RESIDENCE:** Philadelphia, Pennsylvania

**ACQUIRED:** Trade from Anaheim – 6/26/09

## PERSONAL

Off Season residence: Philadelphia...Family: Wife Lauren, sons Jack (7) and George (5), daughter Lyla (1)...His first car was a 1983 Ford Ranger which was held together by rust...If he could vacation anywhere in the world it would be Hawaii or Monte Carlo...If he could have dinner with anyone it would be President Barack Obama...Dolph Lundgren would play him in a movie about his life and if he could be a cartoon character it would be G.I. Joe.

## 2008-09

Appeared in the Stanley Cup Playoffs for the 13th consecutive season, posting a total of 10 points (2G,8A) and 12 penalty minutes in 13 contests...Recorded four points (1G,3A), six PIM and a plus/minus rating of +6 in the Ducks' six-game series win over the President's Trophy winner, SJ, in the WCQF...Recorded six points (1G,5A) and six PIM in their seven-game series against the DET...Appeared in all 82 games for the first time in his NHL career...Finished second on Anaheim's defense in goals (11), assists (37) and points (48)...Finished the regular season ranked third on the Ducks' all-time points list (150), fourth on the goals list (36) and third on the assists list (114) for defensemen...Ranked second in the NHL in total TOI (2,183:20) and average TOI (26:57)...Collected his 600th NHL point on Mar. 18 vs. NSH...Appeared in his 1,000th NHL game, earning an assist, Feb. 20 at DET...Had a season-high six-game point streak (3G,5A-8pts) from Oct. 29-Nov. 7, falling one game shy of his career high.

## CAREER

**2007-08:** Played 30+ minutes on eight times...Missed eight games from Mar. 15-Apr. 5 (suspension)...Missed two games (Feb. 29-Mar. 3) due to jaw fracture suffered on Feb. 24 vs. CHI...Appeared in his 900th NHL game (scored the GWG in OT for a 4-3 Ducks victory) on Dec. 10 at CBS...Recorded his 400th career assist on Oct. 15 vs. DET...Appeared in all six games against Dallas in the WCQF scoring five points (2G,3A), and finished tied with Ryan Getzlaf for the team lead in the playoffs...**2006-07:** Won his first Stanley Cup in his first season with ANH...Among playoff leaders, T-1st in plus/minus (+10), T-3rd in PPA, 4th in average TOI (30:11), T-4th in assists (12) and T-7th in points (15)...Ranked second among NHL defensemen and tied for second overall on the Ducks in postseason scoring...Set club records for goals, assists and points by defenseman in a postseason...Finished tied for second in club history for most points in a single playoff season...Had a five-game point streak with seven points (2G,5A) from Apr. 13-25, the longest by a Duck in the 2007 postseason...Had over 30 minutes of TOI 10 times in the playoffs...Finished the regular season ranked T-6th among NHL defensemen in points (59), sixth in assists (46) and first in points per game (.89)...Ranked fourth overall in the NHL in TOI (27:05)...Led the Ducks in plus/minus (+27)...Was a plus-or-even player in 58 of 66 games...Broke the club record for highest plus/minus by a defenseman in a season...Recorded his 500th NHL point on Feb. 15 at PHX...Missed seven games with a broken toe (Mar. 7-22) and nine games with a broken foot (Jan. 2-19)...Set a then club record for TOI with 33:01 on Nov. 1 vs. NYR...**2005-06:** Led Edmonton to the 2006 Stanley Cup Final...Recorded 21 points (5G,16A) in the playoffs, the most points scored by an NHL defenseman in the postseason since Brian Leetch had 34 points for the 1994 NYR...His playoff point total also led the Oilers and ranked third overall in the NHL...Ranked first in the NHL in playoff average TOI (30:57)...Played over 40 minutes twice in the playoffs...Recorded two points (1G,1A) in Game 1 of the SCF at CAR, including the first penalty shot goal in SCF history (there had been eight previous penalty shots taken in Final history, none resulting in goals)...Collected a team record-tying three assists in one period (second) in Game 5 of the WCQF on Apr. 29 at DET...Played a game-high 47:17 in Game 3 of the WCQF on Apr. 25 vs. DET...In the regular season, led Oilers defensemen with 56 points (12G,44A)...Fourth in the NHL in average TOI (27:59)...Ranked fourth among NHL defensemen in power-play scoring and 15th overall with 42 points (10G,32A)...Led the Oilers in average TOI in 76 of 82 games, including a season-high 33:06 on Jan. 19 at SJ...Recorded 12 multiple-point games...Tied his career high for points (fourth time) and assists (second time) with four assists on Dec. 31 at CGY...Acquired by EDM from STL in exchange for Eric Brewer, Doug Lynch and Jeff Woywitka, Aug. 2, 2005...**2003-04:** Led Blues defensemen and T-2nd in NHL with 54 points...Ranked second in the NHL in TOI (27:27)...Named to the All-Star Game for the fifth time...Finished third in Norris Trophy voting behind S. Niedermayer and Z. Chara...Tied his career high in goals (14)...Played his 700th NHL game on Feb. 16 vs. PHX...Tallied his 300th NHL assist on Mar. 9 vs. NYI and 400th NHL point on Apr. 3 at NSH...Moved into third place on the Blues all-time playoff games

played list (83) in Game 3 of the WCQF vs. SJ...**2002-03:** Missed the majority of the season (77 games) after off-season wrist and knee surgery...Played in his first game on Mar. 29 vs. DET...Recorded his 50th career playoff point in Game 4 of the WCQF on Apr. 16 vs. VAN...**2001-02:** Scored 47 points (7G,40A), tying for eighth among NHL defensemen...Led the Blues and ranked 16th in the NHL in plus/minus (+16)...Played his 600th career NHL game on Jan. 8 at SJ...Selected to the All-Star Game for the fourth time (third as a starter)...**2000-01:** Played in a then career high 15 playoff games as the Blues advanced to the WCF...Did not play in the 2001 All-Star Game (injury)...Sixth on the Blues in points (47) and third in plus/minus (+21) despite missing 31 games due to injury...Averaged nearly one point per game (0.9) with 47 points in 51 games...**1999-00:** Won both the Hart (MVP) and Norris Trophy (top defenseman), marking the first time the same player has won both since Bobby Orr (1972)...Led the Blues and all NHL defensemen with 48 assists and finished second among NHL defensemen with 62 points...Also led the NHL in plus/minus (+52)...Played his 500th NHL game on Mar. 20 vs. WSH...Recorded his 200th NHL point on Dec. 10 at CHI...**1998-99:** Recorded 12 multi-point games with STL, including three, three-point contests...Played in his 400th NHL game on Jan. 21 vs. TOR...**1997-98:** Named the 16th and youngest captain in STL history on Sept. 27...Led the NHL in plus/minus (+47)...Was a finalist for the Norris Trophy...Had his 100th career NHL assist on Apr. 4 vs. COL...Had 10 points (1G,9A) in 10 playoff games...**1996-97:** Led St. Louis in plus/minus (+15)...**1995-96:** Played his first season in STL...Acquired by STL from Hartford in exchange for Brendan Shanahan on July 27, 1995...Ranked second among STL defensemen with 25 points (7G,18A)...Added six points in the postseason (1G,5A)...**1994-95:** Completed his second season with Hartford in the lockout-shortened season...Had 14 points in 43 regular season games...**1993-94:** Appeared in his rookie season with Hartford...Named to the NHL All-Rookie Team and won the club's Most Valuable Defenseman Award...Led all Whalers defensemen with 30 points (5G,25A)...Played in his first NHL game on Oct. 6 at MTL...Recorded his first NHL point (assist) on Oct. 9, 1993 vs. PHI...Scored his first NHL goal on Nov. 6, 1993 at NYI...**International:** Has represented Team Canada on several occasions, including three Olympic Games (1998, 2002 & 2006)...Alternate captain for Team Canada at the 2002 Winter Olympics at Salt Lake City, which won gold medal...Also played for Canada at the World Cup (1996 & 2004)...Represented Canada at the 1992 World Jr. Championships...**Miscellaneous:** Was named to the OHL's First All-Star Team and Canadian Major Junior's First All-Star Team in 1993...also named Canadian Major Junior's Defenseman of the Year in 1993.



## CAREER RECORD

YEAR	TEAM	LEAGUE	REGULAR SEASON					PLAYOFFS				
			GP	G	A	PTS	PIM	GP	G	A	PTS	PIM
1991-92	Peterborough	OHL	63	17	45	62	90	10	1	8	9	28
1992-93	Peterborough	OHL	61	15	62	77	108	21	15	25	40	51
1993-94	Hartford (a)	NHL	81	5	25	30	113	--	--	--	--	--
1994-95	Hartford	NHL	43	5	9	14	54	--	--	--	--	--
1995-96	St. Louis (b)	NHL	78	7	18	25	110	13	1	5	6	16
1996-97	St. Louis	NHL	79	11	24	35	143	6	1	1	2	22
1997-98	St. Louis	NHL	81	9	27	36	180	10	1	9	10	26
1998-99	St. Louis	NHL	67	13	33	46	113	13	1	4	5	28
1999-00	St. Louis (c, d)	NHL	79	14	48	62	92	7	3	4	7	32
2000-01	St. Louis	NHL	51	8	39	47	75	15	1	7	8	32
2001-02	St. Louis	NHL	78	7	40	47	120	9	1	7	8	24
2002-03	St. Louis	NHL	5	1	3	4	10	7	1	3	4	14
2003-04	St. Louis	NHL	80	14	40	54	88	5	0	1	1	16
2005-06	Edmonton (e)	NHL	80	12	44	56	74	24	5	16	21	26
2006-07	Anaheim (f, g)	NHL	66	13	46	59	69	19	3	12	15	26
2007-08	Anaheim	NHL	72	12	31	43	128	6	2	3	5	12
2008-09	Anaheim (h)	NHL	82	11	37	48	88	13	2	8	10	12
NHL TOTALS			1022	142	464	606	1457	147	22	80	102	286

(a) Drafted by the Hartford Whalers in the first round (2nd Overall) in the 1993 NHL Entry Draft.

(b) Traded to St. Louis by Hartford for Brendan Shanahan, July 27, 1995.

(c) Won the Hart Memorial Trophy in 2000.

(d) Won the James Norris Memorial Trophy in 2000.

(e) Traded to Edmonton by St. Louis for Eric Brewer, Doug Lynch and Jeff Woywitka, August 2, 2005.

(f) Traded to Anaheim by Edmonton for Joffrey Lupul, Ladislav Smid, Anaheim's 1st round choice in 2007 Entry Draft and Anaheim's 1st and 2nd round choices in 2008 Entry Draft, July 3, 2006.

(g) Won the Stanley Cup with the Anaheim Ducks, 2007.

(h) Traded to Philadelphia by Anaheim with center Ryan Dingle for right wing Joffrey Lupul, Luca Sbisa, Philadelphia's first-round pick in the 2009 Entry Draft (No. 21), a first-round pick in the 2010 Entry Draft, and a conditional pick in the 2010 or 2011 Entry Draft, June 26, 2009.


## MISCELLANEOUS STATS

YEAR	TEAM	LEAGUE	REGULAR SEASON								PLAYOFFS			
			PP	SH	GW	S	S%	+/-	TF	F%	MIN	PP	SH	GW
1993-94	Hartford	NHL	2	0	0	174	2.9	-3	--	--	0:00	--	--	--
1994-95	Hartford	NHL	3	0	1	94	5.3	-12	--	--	0:00	--	--	--
1995-96	St. Louis	NHL	3	1	1	138	5.1	-18	--	--	0:00	1	0	0
1996-97	St. Louis	NHL	4	0	0	147	7.5	15	--	--	0:00	1	0	0
1997-98	St. Louis	NHL	1	0	2	145	6.2	47	--	--	27:18	1	0	0
1998-99	St. Louis	NHL	8	0	0	172	7.6	3	--	--	30:36	1	0	0
1999-00	St. Louis	NHL	8	0	3	192	7.3	52	--	--	30:14	3	0	2
2000-01	St. Louis	NHL	4	0	0	121	6.6	21	--	--	27:44	1	0	0
2001-02	St. Louis	NHL	4	1	3	204	3.4	23	--	--	29:28	1	0	0
2002-03	St. Louis	NHL	0	0	0	11	9.1	-2	--	--	21:38	1	0	0
2003-04	St. Louis	NHL	7	0	3	203	6.9	-1	--	--	27:27	0	0	0
2005-06	Edmonton	NHL	10	0	3	155	7.7	2	--	--	27:59	5	0	0
2006-07	Anaheim	NHL	8	0	2	166	7.8	27	--	--	27:05	3	0	0
2007-08	Anaheim	NHL	8	0	4	182	6.6	-1	--	--	26:00	2	0	0
2008-09	Anaheim	NHL	4	0	2	196	5.6	0	--	--	26:56	2	0	0
NHL TOTALS			74	2	24	2300	6.2	153	--	--	28:02	10	0	7




## CAREER STATS VS. NHL

TEAM	GP	G	A	PTS	PIM
ANAHEIM	37	6	21	27	68
ATLANTA	7	0	3	3	37
BOSTON	25	2	10	12	45
BUFFALO	26	4	8	12	70
CALGARY	48	12	33	45	57
CAROLINA	16	2	9	11	36
CHICAGO	54	8	23	31	82
COLORADO	57	6	23	29	62
COLUMBUS	27	7	11	18	26
DALLAS	56	7	19	26	73
DETROIT	57	9	27	36	104
EDMONTON	43	5	20	25	82
FLORIDA	22	3	4	7	21
LOS ANGELES	53	5	28	33	108
MINNESOTA	28	2	8	10	36
MONTREAL	23	2	9	11	29
NASHVILLE	41	8	26	34	30
NEW JERSEY	21	2	4	6	12
NY ISLANDERS	21	4	9	13	16
NY RANGERS	25	5	7	12	28
OTTAWA	23	1	9	10	14
FLYERS	23	1	15	16	20
PHOENIX	60	15	36	51	113
PITTSBURGH	26	2	16	18	53
SAN JOSE	57	11	29	40	58
ST. LOUIS	17	2	8	10	18
TAMPA BAY	22	2	9	11	20
TORONTO	32	2	12	14	35
VANCOUVER	51	5	20	25	82
WASHINGTON	24	2	8	10	22



## STATISTICAL CAREER HIGHS

	FLYERS	CAREER
MOST GOALS (GAME)	--	2 (13 TIMES)
MOST ASSIST (GAME)	--	4 (4 TIMES)
MOST POINTS (GAME)	--	4 (6 TIMES)
MOST GOALS (SEASON)	--	14 (1999-00)
MOST ASSIST (SEASON)	--	48 (1999-00)
MOST POINTS (SEASON)	--	62 (1999-00)
LONGEST GOAL-SCORING STREAK	--	3 GAMES (3/11/97-3/14/97)
LONGEST ASSIST-SCORING STREAK	--	7 GAMES (12/30/00-1/10/01)
LONGEST POINT-SCORING STREAK	--	7 GAMES (12/30/00-1/10/01)



# 18 MIKE RICHARDS

CENTER | RHH-chards, MIGHK

**BIRTHDATE:** February 11, 1985 **BIRTHPLACE:** Kenora, Ontario

**SEASON:** 5th NHL, 5th Flyers **HT:** 5'11" **WT:** 195 **SHOOTS:** Left

**FAMILY:** Single

**OFF-SEASON RESIDENCE:** Kenora, Ontario

**ACQUIRED:** Draft – 1st Round (24th overall) in 2003

## PERSONAL

Nickname is Richie...Ninja Turtles for original Nintendo is his favorite video game...Favorite thing about Philadelphia is all the great restaurants...If he could be in any movie ever made, it would be 'Wedding Crashers'...Favorites include: 'Transformers' (movie), Edward Norton (actor), 'Two And A Half Men' (TV show)...Would like to be on stage at an Eminem concert...Would love to learn how to sail...If he could live anywhere in the world for a year, it would be Whistler, Ontario.

## 2008-09

Recorded at least a point in five of six games in the Flyers' ECQF series vs. PIT recording five points (1G,4A)...Tied for the team lead in playoff scoring...Winner of the Bobby Clarke Trophy (second consecutive season) as the team's most valuable player, as selected by a panel of sportscasters and sportswriters...Set career highs in points (80), goals (30), assists (50) and point-scoring streak: 8 games (Oct. 28-Nov. 15, 9PTS, 1G,8A) and (Nov. 29-Dec.16, 15PTS, 7G,8A)...Set career highs in a single game in points (5), assists (4) and plus/minus (+5)...His 5-on-3 shorthanded goal at NYR on Feb. 15, marked his third career shorthanded goal on a 5-on-3 of his career becoming the first and only player in NHL history to score three goals while shorthanded on 5-on-3...On Feb. 21 vs. PIT, Richards tied the Flyers All-Time single season record for most shorthanded goals (7 - Brian Propp, 1984-85 & Mark Howe, 1985-86)...Led the NHL in shorthanded goals (7)...Led the team in assists (50) and power-play points (33)...Finished second in points (80) and plus/minus rating (+22)...Finished tied for third in goals (30) and led all forwards in average ice time (21:44)...Finished the season with at least a point in five of his last eight contests (2G,4A)...Had a career-high five points (2G,3A), including a career-high +5 rating vs. Buffalo on Feb. 19...Recorded shorthanded goals in three consecutive games (Feb. 15-21), becoming the first players since Joe Sakic (COL, Oct. 15-24, 1998) to accomplish that feat...Missed three games (Feb. 4-8) due to the flu...Led the team in scoring in the month of January with 11 points (3G,8A) in 12 games...Posted back-to-back three point games on Dec. 16 vs. COL (1G,2A) and Dec. 13 vs. PIT (1G,2A)...Led the team in October in points (13) and assists (9) in 10 games...Posted a career-high four assists at New Jersey on Oct. 24.

## CAREER

**2007-08:** Scored a goal on a penalty shot, his first career NHL playoff goal, and an assist vs. WSH in Game 3 of the ECQF series on Apr. 15...Is one of two Flyers to have a successful penalty shot in the playoffs (Lindros at Buffalo on May 11, 1997)...Is one of only two players in NHL history to record their first career NHL playoff goal on a penalty shot (Minnesota's Wayne Connolly in 1968)...Winner of the Bobby Clarke Trophy as the team's most valuable player, selected by a panel of sportscasters and sportswriters...Recipient of the Gene Hart Memorial Award, presented annually to the Flyer who has the best rapport with the fans as voted by the Philadelphia Flyers Fan Club Board of Directors...At the time, set new career high for goals (28), assists (47) and points (75) in a season...Led the team in assists (47), points (75 - 25th in NHL) and SHG (5 - T-3rd in NHL)...Tied for the team lead in GWG (6)...First on the team in average TOI among forwards (21:30)...Second on the team in PPP (31) and plus/minus (+14)...T-2nd on the team in PPA (23) and hits (110)...Third on the team in shots (212)...Scoreless at PIT on Apr. 2, ending his six-game point-scoring streak (4G,3A - tied career high for point-scoring streak)...Missed nine games (Feb. 25-Mar. 12) due to a torn left hamstring sustained vs. FLA on Feb. 23 (team had a 5-2-2 record in the nine games that he missed)...Game vs. FLA on Feb. 23 was his 200th career NHL game...Named to the Eastern Conference All-Star Team for first time (posted an assist in the game on Jan. 27)...Scoreless vs. BOS on Jan. 12, ending his 16-game point-scoring streak at home (tied team record)...Signed a 12-year contract extension on Dec. 13...His third assist vs. PIT on Dec. 11 was his 100th career NHL point...His goal vs. WSH on Nov. 23 was his 12th goal of the season to set new career high for goals in a season, at the time...**2006-07:** Led the team in SHG (4)...Recorded 18 points (6G,12A) over his last 16 games of the season...Missed seven games (Mar. 21-Apr. 5) due to a left shoulder separation sustained vs. FLA on Mar. 20...Scoreless vs. FLA on Mar. 8, ending his four-game assist streak (4A)...Posted three assists at BUF on Feb. 20 (tied career high for assists in a game)...Missed 16 games (Dec. 12-Jan. 13) recovering from surgery performed on Dec. 12 to repair a sports hernia...His goal vs. CBS on Nov. 24 was his first goal of the season (ended his 40-game goalless streak)...Game vs. PIT on Nov. 20 was his 100th career NHL game...Was unsuccessful on penalty shot attempt against Ryan Miller on Oct. 17 vs. BUF...**2005-06:** Was tied for first among NHL rookies in shorthanded goals

(3)...Named First Star vs. NY Islanders on Feb. 8 after scoring his first career NHL hat trick (2 SHG & 1 GWG)...Missed two games (Dec. 17-19) due to a head injury sustained vs. VAN on Dec. 15...Missed game vs. TB on Nov. 22 due to a sprained right wrist sustained in practice on Nov. 21...His SHG at TOR on Oct. 22 was the Flyers' first SHG scored while two men down since Terry Carkner scored while two men short vs. WSH on Dec. 5, 1991...Posted two assists vs. NJ on Oct. 7, his first assist in the NHL and his first multiple-point game in the NHL...Scored his first career NHL goal in his first career NHL game vs. NYR on Oct. 5...**Junior Career:** In four seasons with the Kitchener Rangers (OHL - 2001-02 through 2004-05), he registered 115 goals and 177 assists for 292 points and 308 penalty minutes in 233 regular season games...Served as Kitchener's captain for two seasons (2003-04 & 2004-05)...**2004-05:** Posted 58 points (22G,36A) and 75 penalty minutes in 43 regular season games for Kitchener...Finished third on the team in assists and points and was tied for second in the OHL in shorthanded goals (5)...Named to the OHL Second All-Star Team...Won two categories ("Best on Faceoffs" and "Best Penalty Killer") in the OHL 2004-05 Coaches Poll - Western Conference...Recorded 28 points (11G,17A) in 15 playoff games...His 28 points were third in the OHL...Helped Kitchener advanced to Western Conference Championship series...Joined the Phantoms at the conclusion of the season...Registered 15 points (7G,8A) in 14 playoff games...Captain of Team Canada at the 2005 IIHF WJC, recording five points (1G,4A) in six games, as Canada won the gold medal...**2003-04:** Was named "third best player" across the Canadian Hockey League in Prospects Hockey's "Top 35" Poll...Named to the 2003-04 OHL Scholastic Team...Kitchener's nominee for Bobby Smith Trophy as OHL Scholastic Player of the Year...First on team in goals (36 - T-11th in OHL), assists (53 - T-11th in OHL), points (89 - 7th in OHL), SHG (4) and was second on team in plus/minus (+21)...Member of Team Canada which captured the silver medal at the 2004 WJC...Tied for first in the tournament in plus/minus (+11)...Posted five points (2G,3A) in six games for Team Canada...Named Best Penalty Killer in the OHL's 2003-04 Coaches Poll - Western Conference...Played for the Western Conference in the 2004 OHL All-Star Classic...**2002-03:** Led Kitchener in goals (37) and points (87 - 12th in OHL)...Tied for first on the team in assists (50)...Named to the 2003 Memorial Cup All-Star Team after he helped Kitchener capture the 2003 Memorial Cup Championship...Member of Team Canada that won the gold medal at the 2002 Under-18 Eight Nations Cup...Ranked 30th among North American prospects on Central Scouting's final report...**International Career:** Captain of Team Canada at the 2005 IIHF World Junior Championships, recording five points (1G,4A) in six games, as Canada won the gold medal...Member of Team Canada which captured the silver medal at the 2004 World Junior Championships...Member of Team Canada that won the gold medal at the 2002 under-18 Eight Nations Cup.



# 18 MIKE RICHARDS

## CAREER RECORD

YEAR	TEAM	LEAGUE	REGULAR SEASON					PLAYOFFS				
			GP	G	A	PTS	PIM	GP	G	A	PTS	PIM
2001-02	Kitchener	OHL	65	20	38	58	52	4	0	1	1	6
2002-03	Kitchener (a, b)	OHL	67	37	50	87	99	21	9	18	27	24
2003-04	Kitchener	OHL	58	36	53	89	82	1	0	0	0	0
2004-05	Kitchener (c)	OHL	43	22	36	58	75	15	11	17	28	36
	Philadelphia	AHL	--	--	--	--	--	14	7	8	15	28
2005-06	FLYERS	NHL	79	11	23	34	65	6	0	1	1	0
2006-07	FLYERS	NHL	59	10	22	32	52	--	--	--	--	--
2007-08	FLYERS	NHL	73	28	47	75	76	17	7	7	14	10
2008-09	FLYERS	NHL	79	30	50	80	63	6	1	4	5	6
<b>NHL TOTALS</b>			<b>290</b>	<b>79</b>	<b>142</b>	<b>221</b>	<b>256</b>	<b>29</b>	<b>8</b>	<b>12</b>	<b>20</b>	<b>16</b>
<b>FLYERS TOTALS</b>			<b>290</b>	<b>79</b>	<b>142</b>	<b>221</b>	<b>256</b>	<b>29</b>	<b>8</b>	<b>12</b>	<b>20</b>	<b>16</b>

(a) Named to Memorial Cup Tournament All-Star Team.

(b) Drafted by the Flyers in the first round (24th overall) of the 2003 NHL Entry Draft.

(c) Named to OHL Second All-Star Team

## MISCELLANEOUS STATS

YEAR	TEAM	LEAGUE	REGULAR SEASON								PLAYOFFS			
			PP	SH	GW	S	S%	+/-	TF	F%	MIN	PP	SH	GW
2005-06	FLYERS	NHL	1	3	1	168	6.5	6	914	45.7	15:22	0	0	0
2006-07	FLYERS	NHL	1	4	3	130	7.7	-12	978	47.8	17:50	--	--	--
2007-08	FLYERS	NHL	8	5	6	212	13.2	14	1381	50.5	21:30	1	2	0
2008-09	FLYERS	NHL	8	7	4	238	12.6	22	1660	49.0	21:44	1	0	0
<b>NHL TOTALS</b>			<b>18</b>	<b>19</b>	<b>14</b>	<b>748</b>	<b>10.6</b>	<b>30</b>	<b>4933</b>	<b>48.3</b>	<b>19:09</b>	<b>2</b>	<b>2</b>	<b>0</b>


## STATISTICAL CAREER HIGHS

	FLYERS	CAREER
MOST GOALS (GAME)	3 (vs. NYI, 2/8/06)	3 (vs. NYI, 2/8/06)
MOST ASSIST (GAME)	4 (at NJ, 10/24/08)	4 (at NJ, 10/24/08)
MOST POINTS (GAME)	5 (vs. BUF, 2/19/09)	5 (vs. BUF, 2/19/09)
MOST GOALS (SEASON)	30 (2008-09)	30 (2008-09)
MOST ASSIST (SEASON)	50 (2008-09)	50 (2008-09)
MOST POINTS (SEASON)	80 (2008-09)	80 (2008-09)
LONGEST GOAL-SCORING STREAK	3 GAMES (FOUR TIMES)	3 GAMES (4 TIMES)
LONGEST ASSIST-SCORING STREAK	5 GAMES (10/28/08 – 11/8/08)	5 GAMES (10/28/08 – 11/8/08)
LONGEST POINT-SCORING STREAK	8 GAMES (TWO TIMES, 10/28/08 – 11/15/08 & 11/29/08 – 12/16/08)	

## CAREER STATS VS. NHL

TEAM	GP	G	A	PTS	PIM
ANAHEIM	3	0	4	4	2
ATLANTA	15	3	6	9	11
BOSTON	13	6	6	12	15
BUFFALO	13	8	11	19	26
CALGARY	3	0	2	2	4
CAROLINA	13	2	7	9	10
CHICAGO	3	2	0	2	7
COLORADO	4	2	2	4	0
COLUMBUS	3	1	0	1	0
DALLAS	3	0	4	4	0
DETROIT	3	1	0	1	0
EDMONTON	3	0	1	1	0
FLORIDA	15	0	6	6	2
LOS ANGELES	4	0	4	4	2
MINNESOTA	3	0	1	1	4
MONTREAL	14	5	4	9	8
NASHVILLE	3	2	0	2	2
NEW JERSEY	28	4	19	23	2
NY ISLANDERS	26	8	13	21	31
NY RANGERS	25	7	8	15	50
OTTAWA	13	5	6	11	8
FLYERS	0	0	0	0	0
PHOENIX	3	2	1	3	4
PITTSBURGH	28	4	18	22	29
SAN JOSE	4	1	3	4	4
ST. LOUIS	2	1	0	1	5
TAMPA BAY	13	5	4	9	6
TORONTO	13	5	2	7	4
VANCOUVER	3	2	2	4	7
WASHINGTON	14	3	8	11	13





# 44 KIMMO TIMONEN

DEFENSE | TEEM-oh-nehn, KEE-moh

**BIRTHDATE:** March 18, 1975 **BIRTHPLACE:** Kuopio, Finland

**SEASON:** 11th NHL, 3rd Flyers **HT:** 5'10" **WT:** 194 **SHOOTS:** Left

**FAMILY:** Wife – Johanna; Son – Samuel; Daughters – Ella Amelie and Ava Fiona

**OFF-SEASON RESIDENCE:** Kuopio, Finland

**ACQUIRED:** Trade from Nashville – 6/18/07

## PERSONAL

Off season residence is Kuopio, Finland... Wife, Johanna, son Samuel and two daughters, Amelie and Fiona... First car was a 1989 Volvo... If he could have dinner with anyone he would select Robert DeNiro... Kimmo would also pick DeNiro to play him in a movie about his life... Favorite TV show is 'Grey's Anatomy'... Favorite cartoon character is Donald Duck... A food that he will not eat is a Finnish food called Summer's Soup.

## 2008-09

Appeared in six games of the ECQF's vs. PIT... Recipient of the Barry Ashbee Trophy (second consecutive year) as the team's most outstanding defenseman, as voted by a panel of sportscasters and sportswriters... Set new career highs in a single game for assists (4) and TOI (31:40)... Appeared in his 700th NHL game at STL on Jan. 31... Led the team in blocked shots (164) and finished second on the team in average TOI (24:31) and tied for second on the team in assists (40)... Led the defense in assists and points (43)... Had two assists and a +4 rating vs. TOR on Apr. 3... Had 10 points (all assists) and led the team in March in assists in 14 games... Missed four games (Feb. 24-Mar.1) due to flu... Left game at TB on Jan. 15 due to an upper body injury... Recorded 13 points (1G,12A) in 13 games, leading the team in assists and plus/minus (+8) in December... Missed one game (Dec. 27) after he suffered a chip fracture in his ankle at CHI on Dec. 26... Recorded four assists (new career high) vs. PIT on Dec. 13.

## CAREER

Registered 40+ points in each of the last six seasons and has averaged over 20 minutes played per game for the last eight seasons... In eight seasons with the Predators (1998-99 through 2006-07), Timonen recorded 79 goals and 222 assists for 301 points and 348 penalty minutes in 573 regular season games... Is second on the Predators All-Time List in assists (222) and games played (573), and ranks third in points (301)... At the time he was traded he ranked first in all of the above categories... Named the third captain in Predators history on Oct. 3, 2006... Has participated in three Winter Olympic Games as a member of the Finnish Olympic Team... Named to the All-Tournament Team as Finland won the silver medal at the 2006 Winter Olympics... **2007-08:** Missed four games of ECF vs. PIT due to a blood clot in his left foot... Recipient of the Barry Ashbee Trophy as the team's most outstanding defenseman... First on team in average TOI (23:34) and PPA (26 – T-9th in NHL)... Led Flyers defensemen in points with 44 (8G,36A – 13th in the NHL)... Third on team in blocked shots (129)... Scoreless at TOR on Mar. 11 after recording at least an assist in six consecutive games (10A)... Named to the Eastern Conference All-Star Team for third time (2004, 2007, 2008 – was scoreless in NHL All-Star Game on Jan. 27)... Recorded three assists vs. NYI on Mar. 8... Registering a goal and two assists at FLA on Jan. 16 – is the first Flyers defenseman to record consecutive three-point games since Garry Galley accomplished the feat during the 1991-92 season... Missed two games (Dec. 15-16) due to a lower body injury... Game at COL on Dec. 7 was his 600th game in the NHL... Recorded a goal vs. PIT on Nov. 10 (his first goal as a Flyer) and three assists (at the time, tied his career high for assists and points in a game)... Posted an assist at EDM on Oct. 6, his first point as a Flyer... Scoreless at CGY on Oct. 4, his first game as a Flyer... **2006-07:** Posted 55 points (13G,42A) and 42 PIM in 80 games for NSH... His 55 points were first among NSH defensemen and T-11th among NHL defensemen... His 42 assists and 55 points were new single season career highs... Led the Predators in PPP (26 – 8PPP,18PPA) and average TOI (21:50)... Second on the team in plus/minus (+20) and blocked shots (115)... **2005-06:** Led NSH defensemen with 50 points (12th among NHL defensemen)... Finished second on the team in assists (37), PPP (36) and average TOI (22:26)... Became second Nashville defenseman in history to record 50 points (Zidlicky)... Posted a six-game scoring streak with eight points (2G,6A – Jan. 13-24)... Recorded his 200th career NHL point at PHX on Oct. 13... **2004-05:** Recorded 17 points (4G,13A) and six penalty minutes in 12 games for KalPA Kuopio (Finland), helping win the Mestis league championship with 10 points (3G,7A) and four PIM in eight playoff games... **2003-04:** Led NSH in shots (180), TOI (23:52 – 4th consecutive year)... Ranked second on the team in PPP (30), and ranked fifth among NHL defensemen in PPP and goals (8)... Finished third on Nashville in assists (32)... Played in his 400th career NHL game at PIT on Mar. 4... **2002-03:** Led Nashville in assists (34), PPP (28) and average TOI (22:25)... Finished second on Nashville in points (40 – 18th among NHL defensemen)... Posted his 100th NHL assist vs. PIT on Feb. 27... Had a career-high and season-high seven-game point streak with 8 points (1G,7A – Feb. 23-Mar. 7)... **2001-02:** Led Nashville and set a

franchise record in average TOI (24:12)...Played over 20 minutes in 79 of 82 games...Ranked second on the team in assists (29) and third in points (42)...Finished third among NHL defensemen in PPG (9) and seventh in goals (13)...**2000-01:** Led Nashville in average TOI (23:11)...Led team defensemen in goals (12), assists (13), points (25) and PPP (14)...**1999-00:** Named to the 2000 NHL All-Star Game, but did not play due to injury...Missed 31 games due to injury...Led Nashville defensemen in assists (25 – 3rd on the team) and points (33)...Finished second on the club in PPP (16) and third in average TOI (21:05)...Scored the Predators' first-ever penalty shot attempt vs. MTL on Nov. 18...**1998-99:** Appeared in 50 games with Nashville...Made his NHL debut at ANH on Dec. 17 and recorded his first NHL point (assist) vs. DET on Dec. 23...Recorded 15 points (2G,13A) and 22 PIM in 29 games with Nashville's IHL affiliate, the Milwaukee Admirals...Named to the IHL All-Star Game, but did not play due to call up to Nashville...Led all Predators' rookies in scoring with 12 points (4G,8A)...**Amateur Career:** Played three seasons with TPS Turku (Finland) from 1994-95 through **1996-97...Posted** 16 goals and 39 assists for 55 points and 50 PIM in 143 regular season games...Recorded 13 points (3G,10A) and 26 PIM in 34 post-season games...**International Career:** Won a silver medal with Finland at the 2006 Winter Olympics...Played for Team Finland at the 2005 World Championships...Helped team Finland finish second at the 2004 World Cup of Hockey, leading all defensemen (3rd overall in World Cup) with six points (1G,5A)...Represented Team Finland at the 2003 World Championships...Played for Team Finland in the 2002 Winter Olympics and 2002 World Championships...Won a silver medal with Finland at the 2001 IIHF World Championships...Played for Team Finland in the 1999 World Championships...Won a bronze medal with Finland in the 1998 Winter Olympics...Played in three World Junior Championships with Finland (1993, 1994 and 1995).





CAREER RECORD

YEAR	TEAM	LEAGUE	REGULAR SEASON					PLAYOFFS				
			GP	G	A	PTS	PIM	GP	G	A	PTS	PIM
1991-92	KalPa Kuopio	Finland	5	0	0	0	0	--	--	--	--	--
1992-93	KalPa Kuopio (a)	Finland	33	0	2	2	4	--	--	--	--	--
1993-94	KalPa Kuopio	Finland	46	6	7	13	55	--	--	--	--	--
1994-95	TPS Turku	Finland	45	3	4	7	10	13	0	1	1	6
1995-96	TPS Turku	Finland	48	3	21	24	22	9	1	2	3	12
1996-97	TPS Turku	Finland	50	10	14	24	18	12	2	7	9	6
	TPS Turku	EuroHL	6	1	0	1	27	4	0	1	1	0
1997-98	HIFK Helsinki (b)	Finland	45	10	15	25	24	9	3	4	7	8
1998-99	Milwaukee	IHL	29	2	13	15	22	--	--	--	--	--
	Nashville	NHL	50	4	8	12	30	--	--	--	--	--
1999-00	Nashville	NHL	51	8	25	33	26	--	--	--	--	--
2000-01	Nashville	NHL	82	12	13	25	50	--	--	--	--	--
2001-02	Nashville	NHL	82	13	29	42	28	--	--	--	--	--
2002-03	Nashville	NHL	72	6	34	40	46	--	--	--	--	--
2003-04	Nashville	NHL	77	12	32	44	52	6	0	0	0	10
2004-05	HC Lugano	Swiss	3	0	1	1	0	--	--	--	--	--
	Brynäs IF Gavle	Sweden	10	5	3	8	8	--	--	--	--	--
	KalPa Kuopio	Finland-2	12	4	13	17	6	8	3	7	10	4
2005-06	Nashville	NHL	79	11	39	50	74	5	1	3	4	4
2006-07	Nashville (c)	NHL	80	13	42	55	42	5	0	2	2	4
2007-08	FLYERS	NHL	80	8	36	44	50	13	0	6	6	8
2008-09	FLYERS	NHL	77	3	40	43	54	6	0	0	1	12
NHL TOTALS			730	90	298	388	452	35	1	11	13	38
FLYERS TOTALS			157	11	76	87	104	19	0	6	7	20

- (a) Drafted by Los Angeles in the 10th round (250th overall) of the 1993 NHL Entry Draft.
- (b) Traded by Los Angeles, along with Jan Vopat, to Nashville in exchange for future considerations on June 26, 1998.
- (c) Traded by Nashville, along with Scott Hartnell, to the Flyers in exchange for Nashville's first round selection in the 2007 NHL Entry Draft (Jonathon Blum) on June 18, 2007.

MISCELLANEOUS STATS

YEAR	TEAM	LEAGUE	REGULAR SEASON								PLAYOFFS			
			PP	SH	GW	S	S%	+/-	TF	F%	MIN	PP	SH	GW
1998-99	Nashville	NHL	1	0	0	75	5.3	-4	--	--	19:04	--	--	--
1999-00	Nashville	NHL	2	1	2	97	8.2	-5	--	--	21:05	--	--	--
2000-01	Nashville	NHL	6	0	3	151	7.9	-6	2	50.0	23:11	--	--	--
2001-02	Nashville	NHL	9	0	1	154	8.4	2	--	--	24:11	--	--	--
2002-03	Nashville	NHL	4	0	0	144	4.2	-3	--	--	22:24	--	--	--
2003-04	Nashville	NHL	8	0	1	180	6.7	-7	1	0.0	23:52	0	0	0
2005-06	Nashville	NHL	8	0	1	156	7.1	-3	5	80.0	22:26	0	1	0
2006-07	Nashville	NHL	8	0	2	121	10.7	20	1	0.0	21:50	0	0	0
2007-08	FLYERS	NHL	3	1	1	125	6.4	0	--	--	23:34	0	0	0
2008-09	FLYERS	NHL	2	0	0	104	2.9	19	2	0.0	24:31	0	0	0
NHL TOTALS			51	2	11	1307	6.9	13	11	26.0	22:49	0	1	0




## CAREER STATS VS. NHL

TEAM	GP	G	A	PTS	PIM
ANAHEIM	31	4	6	10	22
ATLANTA	16	1	2	3	12
BOSTON	18	1	1	2	12
BUFFALO	15	1	14	15	14
CALGARY	27	1	11	12	4
CAROLINA	15	4	5	9	16
CHICAGO	45	8	22	30	24
COLORADO	31	2	15	17	18
COLUMBUS	37	7	18	25	34
DALLAS	33	6	8	14	24
DETROIT	47	6	20	26	24
EDMONTON	28	6	15	21	26
FLORIDA	17	2	7	9	10
LOS ANGELES	31	3	10	13	12
MINNESOTA	24	5	8	13	10
MONTREAL	14	1	2	3	6
NASHVILLE	1	0	1	1	0
NEW JERSEY	23	4	8	12	12
NY ISLANDERS	22	2	8	10	10
NY RANGERS	24	2	11	13	18
OTTAWA	16	1	6	7	6
FLYERS	7	0	2	2	6
PHOENIX	29	4	11	15	18
PITTSBURGH	26	3	16	19	28
SAN JOSE	33	5	17	22	22
ST. LOUIS	44	6	17	23	24
TAMPA BAY	19	2	9	11	6
TORONTO	15	0	7	7	8
VANCOUVER	26	2	11	13	12
WASHINGTON	16	1	10	11	14

## STATISTICAL CAREER HIGHS

	FLYERS	CAREER
MOST GOALS (GAME)	1 (11 TIMES)	2 (FIVE TIMES)
MOST ASSIST (GAME)	4 (vs. PIT, 12/13/08)	4 (THREE TIMES)
MOST POINTS (GAME)	4 (TWO TIMES)	4 (THREE TIMES)
MOST GOALS (SEASON)	8 (2007-08)	13 (TWO TIMES)
MOST ASSIST (SEASON)	40 (2008-09)	42 (2006-07)
MOST POINTS (SEASON)	44 (2007-08)	55 (2006-07)
LONGEST GOAL-SCORING STREAK	2 GAMES (ONE TIME)	2 GAMES (SIX TIMES)
LONGEST ASSIST-SCORING STREAK	6 GAMES (2/28/08 – 3/8/08)	7 GAMES (2/23/03 – 3/7/03)
LONGEST POINT-SCORING STREAK	6 GAMES (2/28/08 – 3/8/08)	8 GAMES (2/19/07 – 3/8/07)



# 55 OLE-KRISTIAN TOLLEFSEN

DEFENSE | TOHL-uhf-suhn, OH-lay-KRIHS-tyahn

**BIRTHDATE:** March 29, 1984 **BIRTHPLACE:** Oslo, Norway

**SEASON:** 5th NHL, 1st Flyers **HT:** 6'2" **WT:** 211 **SHOOTS:** Left

**FAMILY:** Single

**OFF-SEASON RESIDENCE:** Oslo, Norway

**ACQUIRED:** Free Agent, Signed – 7/30/09

## PERSONAL

Off season residence is Oslo, Norway...Got married over the summer to his wife, Guro...First car was a 1994 Peugeot 309 GT...If he could have dinner with anyone he would select Tiger Woods...Favorite TV show is 'King of Queens'...Would choose Mark Wahlberg to portray him in a movie about his life...Favorite cartoon character is Donald Duck.

## 2008-09

Appeared in 19 games with CBJ...Recorded one assist and 37 penalty minutes...Had knee surgery on Dec. 19 & Mar. 30...He missed the remaining 39 games of the regular season and all four Stanley Cup Playoff games due to injury.

## CAREER

**2007-08:** Tied a career high in goals (2)...Ranked second on CBJ in penalty minutes (111 – 9th among NHL defensemen)...Missed four games (Nov. 14-21) due to illness...Played 100th NHL game on Dec. 10 vs. ANH...Missed five games (Jan. 8-17) due to neck injury...Missed three games (Feb. 8-13) due to concussion - suffered on Feb. 7 at PHX...Missed two games (Mar. 7-9) due to hamstring suffered Mar. 4 at CGY...Missed the season's final seven games (neck injury)...**2006-07:** Ranked second on CBJ in PIM (123)...Registered first NHL point (assist) on Nov. 24 at PHI...Scored his first NHL goal on Mar. 20 vs. CHI (Khabibulin)...**2005-06:** Was scoreless and had two PIM in five games with CBJ...Made his NHL debut on Nov. 23 at NSH...Had 18 points (2G,16A) and 155 PIM in 58 games with Syracuse (AHL)...**2004-05:** Recorded three assists, 115 PIM and was +2 in 64 games with Syracuse (AHL)...**Amateur Career:** Was a member of Team Norway at the World Championships...**2003-04:** Recorded 30 points (3G,27A) and 94 PIM and was a +17 in 53 games with Brandon (WHL)...**2002-03:** His first season in North America...Recorded 20 points (6G,14A) and 73 PIM and was a +4 in 43 games with Brandon, while adding two assists and 38 PIM in 17 playoff games...**International Career:** Recorded six points (1G,5A) and 63 PIM in 37 games with Lillehammer (Norway) in 2001-02...Posted four points (1G,3A) with eight PIM in five games for Norway at the WJC.



## CAREER STATS VS. NHL

TEAM	GP	G	A	PTS	PIM
ANAHEIM	7	0	0	0	40
ATLANTA	2	0	1	1	0
BOSTON	2	0	1	1	0
BUFFALO	2	0	0	0	6
CALGARY	10	0	0	0	24
CAROLINA	0	0	0	0	0
CHICAGO	12	2	2	4	24
COLORADO	6	0	0	0	19
COLUMBUS	0	0	0	0	0
DALLAS	8	0	0	0	6
DETROIT	12	2	0	2	6
EDMONTON	8	0	0	0	16
FLORIDA	0	0	0	0	0
LOS ANGELES	6	0	0	0	15
MINNESOTA	10	0	0	0	12
MONTREAL	2	0	0	0	4
NASHVILLE	13	0	0	0	28
NEW JERSEY	2	0	0	0	0
NY ISLANDERS	1	0	0	0	0
NY RANGERS	1	0	0	0	0
OTTAWA	2	0	0	0	0
FLYERS	1	0	1	1	2
PHOENIX	7	0	1	1	18
PITTSBURGH	1	0	0	0	4
SAN JOSE	7	0	0	0	14
ST. LOUIS	13	0	0	0	18
TAMPA BAY	0	0	0	0	0
TORONTO	2	0	0	0	4
VANCOUVER	7	0	0	0	11
WASHINGTON	1	0	0	0	2

## CAREER RECORD

YEAR	TEAM	LEAGUE	GP	REGULAR SEASON				PIM	GP	PLAYOFFS				PIM
				G	A	PTS				G	A	PTS		
2000-01	Lillehammer	Norway	8	0	0	0	2		--	--	--	--	--	--
2001-02	Lillehammer (a)	Norway	37	1	5	6	63		--	--	--	--	--	--
2002-03	Brandon	WHL	43	6	14	20	73		17	0	2	2	38	
2003-04	Brandon	WHL	53	3	27	30	94		11	0	4	4	15	
2004-05	Syracuse (b)	AHL	64	0	3	3	115		--	--	--	--	--	
	Dayton	ECHL	2	0	0	0	0		--	--	--	--	--	
2005-06	Syracuse	AHL	58	2	16	18	155		1	0	0	0	6	
	Columbus	NHL	5	0	0	0	2		--	--	--	--	--	
2006-07	Columbus	NHL	70	2	3	5	123		--	--	--	--	--	
2007-08	Columbus	NHL	51	2	2	4	111		--	--	--	--	--	
2008-09	Columbus (c)	NHL	19	0	1	1	37		--	--	--	--	--	
<b>NHL TOTALS</b>			<b>145</b>	<b>4</b>	<b>6</b>	<b>10</b>	<b>273</b>		<b>--</b>	<b>--</b>	<b>--</b>	<b>--</b>	<b>--</b>	

(a) Drafted by Columbus in the third round (65th overall) in the 2002 NHL Entry Draft.

(b) Signed by Columbus to a multi-year contract on June 1, 2004.


(c) Signed as a free agent by the Flyers on July 30, 2009.

## STATISTICAL CAREER HIGHS

	FLYERS	CAREER
MOST GOALS (GAME)	--	1 (FOUR TIME)
MOST ASSIST (GAME)	--	1 (SIX TIME)
MOST POINTS (GAME)	--	1 (10 TIMES)
MOST GOALS (SEASON)	--	2 (2006-07, 2007-08)
MOST ASSIST (SEASON)	--	3 (2006-07)
MOST POINTS (SEASON)	--	5 (2006-07)
LONGEST GOAL-SCORING STREAK	--	2 GAMES (3/20/07-3/22/07)
LONGEST ASSIST-SCORING STREAK	--	2 GAMES (1/24/08-1/29/08)
LONGEST POINT-SCORING STREAK	--	2 GAMES (TWICE)

## MISCELLANEOUS STATS

YEAR	TEAM	LEAGUE	PP	SH	REGULAR SEASON				TF	F%	MIN	PLAYOFFS		
					GW	S	S%	+/-				PP	SH	GW
2005-06	Columbus	NHL	0	0	0	3	0.0	-2	0	0.0	16:18	--	--	--
2006-07	Columbus	NHL	1	0	0	39	5.1	2	0	0.0	14:14	--	--	--
2007-08	Columbus	NHL	0	1	0	21	9.5	-3	0	0.0	12:18	--	--	--
2008-09	Columbus	NHL	0	0	0	12	0.0	-4	0	0.0	10:20	--	--	--
<b>NHL TOTALS</b>			<b>1</b>	<b>1</b>	<b>0</b>	<b>75</b>	<b>5.3</b>	<b>-7</b>	<b>0</b>	<b>0.0</b>	<b>13:06</b>	<b>--</b>	<b>--</b>	<b>--</b>



# JOHAN BACKLUND

GOALTENDER | BAHK-luhnd, YOH-han

**BIRTHDATE:** July 24, 1981 **BIRTHPLACE:** Skelleftea, Sweden

**HT:** 6'2" **WT:** 198 **CATCHES:** Left

**ACQUIRED:** Free Agent, Signed – 3/26/09

## 2008-09

Appeared in 49 games with Timra of the Swedish Elite League and posted a 2.56 goals against average, .907 save percentage and four shutouts.


## CAREER

**2007-08:** Appeared in 47 games for Timra, posting a 2.30 goals against average, .908 save percentage and six shutouts...Led Sweden to a fourth place finish in the 2007 World Championships (lost Bronze medal to Russia), playing in six games and registering a 2.01 goals against average and a .907 save percentage...**2006-07:** Appeared in 49 games for Timra, posting a 2.24 goals against average, a .912 save percentage and six shutouts.

## CAREER RECORD

		REGULAR SEASON										PLAYOFFS							
YEAR	TEAM	LEAGUE	GP	MINS	GA	SO	AVG.	W	L	T/O	GP	MINS	GA	SO	AVG.	W	L		
1999-00	Skelleftea	SWE JR.	4	190	7	0	2.21	--	--	--	--	--	--	--	--	--	--		
	Skelleftea	SWE2	12	679	32	1	2.83	--	--	--	--	--	--	--	--	--	--		
2000-01	Skelleftea	SWE2	29	1719	76	2	2.65	--	--	--	2	117	9	0	2.65	--	--		
2001-02	Skelleftea	SWE2	28	1605	83	2	3.10	--	--	--	6	361	18	0	2.99	--	--		
2002-03	Skelleftea	SWE2	33	1951	68	8	2.09	--	--	--	5	298	9	0	1.81	--	--		
	Leksands	SWE Jr.	2	120	2	1	1.00	--	--	--	--	--	--	--	--	--	--		
2003-03	Leksands	SWE	29	1707	92	1	3.23	--	--	--	--	--	--	--	--	--	--		
2004-05	Leksands	SWE Jr.	1	60	3	0	3.00	--	--	--	--	--	--	--	--	--	--		
	Leksands	SWE2	22	1302	39	1	1.80	--	--	--	--	--	--	--	--	--	--		
2005-06	Leksands	SWE	32	1843	81	1	2.64	--	--	--	8	437	24	0	3.29	--	--		
2006-07	TIMRA	SWE	49	2835	106	6	2.24	--	--	--	7	444	16	0	2.16	--	--		
2007-08	TIMRA	SWE	47	2794	107	6	2.30	--	--	--	11	662	27	1	2.45	--	--		
2008-09	TIMRA (a)	SWE	49	2840	121	4	2.56	--	--	--	5	317	18	0	3.41	--	--		
SWE TOTALS			206	12019	507	18	2.53	--	--	--	31	1860	85	1	2.74	--	--		

(a) Signed as a free agent by the Flyers on March 26, 2009.



# OSKARS BARTULIS

DEFENSE | bahr-TEW-lihs, AWZ-kahrz

**BIRTHDATE:** January 21, 1987 **BIRTHPLACE:** Ogre, Latvia

**HT:** 6'2" **WT:** 195 **SHOOTS:** Left

**ACQUIRED:** Drafted – 3rd Round (91st overall) in 2005

## 2008-09

Appeared in all 80 games for the Phantoms, recording two goals and 11 assists for 13 points.


## CAREER

**2007-08:** Missed the 2008 Calder Cup Playoffs due to injury... Scored first professional goal and also posted an assist in a 3-2 win vs. Binghamton on Dec. 28, earning first star honors... Made professional debut Oct. 5 vs. Norfolk... **2006-07:** Voted to the QMJHL second-team all-star squad after posting 13 goals and 35 assists for 48 points in 55 games with Cape Breton... Once again represented Latvia at the World Junior Championships... Named best defenseman in the 2007 World Under-20 Championships, Division 1... Named QMJHL defensive player of the month in October 2006... Appeared in two exhibition games for the Phantoms during the 2006 training camp before being returned to Cape Breton... Signed a three-year entry level contract with the Flyers on Sept. 23... Traded to Cape Breton in the 2006 off-season... **2005-06:** Recorded six goals and 25 assists for 31 points and 84 penalty minutes in 54 games for the Moncton Wildcats... In 21 playoff games, posted 10 points (1G, 9A) and 22 penalty minutes as the Wildcats won the QMJHL Regular Season and Playoff Championships and advanced to the Memorial Cup Finals... Was scoreless in three games as a member of Team Latvia at the 2006 IIHF World Junior Championships... **2004-05:** Named to the QMJHL All-Rookie Team and the Canadian Major Junior All-Rookie Team after recording five goals and 19 assists for 24 points and 55 penalty minutes in 62 games.

## CAREER RECORD

YEAR	TEAM	LEAGUE	GP	REGULAR SEASON				PIM	GP	PLAYOFFS				PIM
				G	A	PTS				G	A	PTS		
2004-05	Moncton (a)	QMJHL	62	5	19	24		55	12	1	1	2		16
2005-06	Moncton	QMJHL	54	6	25	31		84	21	1	9	10		22
2006-07	Cape Breton	QMJHL	55	13	35	48		52	16	3	9	12		24
2007-08	Philadelphia	AHL	57	1	20	21		42	--	--	--	--		--
2008-09	Philadelphia	AHL	80	2	11	13		59	4	0	0	0		4
<b>JUNIOR TOTALS</b>			<b>171</b>	<b>24</b>	<b>79</b>	<b>103</b>		<b>191</b>	<b>49</b>	<b>5</b>	<b>19</b>	<b>24</b>		<b>62</b>
<b>PROFESSIONAL TOTALS</b>			<b>137</b>	<b>3</b>	<b>31</b>	<b>34</b>		<b>101</b>	<b>4</b>	<b>0</b>	<b>0</b>	<b>0</b>		<b>4</b>

(a) Drafted by the Flyers in the 3rd round (91st overall) of the 2005 NHL Entry Draft.



# JON KALINSKI

CENTER/LEFT WING | kuh-LIHN-skee, JAWN

**BIRTHDATE:** May 25, 1987 **BIRTHPLACE:** Bonnyville, Alberta

**HT:** 6'1" **WT:** 175 **SHOOTS:** Left

**ACQUIRED:** Drafted – 6th Round (152nd overall) in 2007

## 2008-09

Posted 17 points (10G,7A) in 46 games for the Flyers' AHL affiliate, the Philadelphia Phantoms...Was reassigned to the Phantoms on Feb. 23... Missed last 18 games due to thigh injury... Recorded an assist at Los Angeles on Jan. 3 after he went scoreless at Anaheim on Jan. 2... Recorded his first NHL goal, the game-winner, at Vancouver on Dec. 30... Made his NHL debut at Buffalo on Nov. 21 after he was recalled from the Phantoms on Nov. 20.

## CAREER


**2007-08:** Scored first career playoff goal in a 3-2 loss to W/B Scranton on May 5...Recorded assists in three of the five games he played for the Phantoms after joining the team on April 2...Recorded his first professional point on an assist on April 6 in a 5-4 win over Bridgeport...With Minnesota State: Finished a three-year stint with the Mavericks with 29 goals and 27 assists for 56 points in 106 games...Owns a share of the school record for career shorthanded goals with six...Finished 2007-08 ranking tied for eighth on the team scoring charts with eight goals and 10 assists for 18 points...Was second on the team in shots on goal with 108, second on the team with two shorthanded goals, tied for second with three game-winning goals and tied for third with three power play tallies...**2006-07:** Posted 17 goals and 10 assists for 27 points in 37 games, including eight goals and seven assists for 14 points in his last 14 games of the season...Ranked fourth on the team in scoring...17 goals tied with Travis Morin for the team lead...Tied for second in the nation and led the Mavericks with four shorthanded goals, which also tied the school single-season record...Ranked second on the team in plus/minus with a +4 and his four power play markers were fourth on the team...Had two overtime game-winning goals during the course of the season (3-2 over Notre Dame Oct. 14 and 3-2 over Nebraska-Omaha Jan. 16)...**2005-06:** Named MSU's Most Improved Player for 2005-06...Ranked second on the team with a +7...Tied for third on the team with 71 penalty minutes...MSU's top-scoring newcomer with four goals and seven assists for 11 points in 30 games played...Had first career three-point game on a goal and two assists in 7-3 win over second-ranked Wisconsin Feb. 25th, 2006...Scored first career goal and first career assist in 4-0 win over the University of Denver Nov. 12th...**Career:** Spent two seasons with Bonnyville of the Alberta Junior Hockey League...Ranked fourth on the Pontiacs in scoring in 2004-05 with 16 goals and 25 assists for 41 points in 58 games...Had 195 PIMs, three power play goals, two shorthanded goals and three game-winning tallies.

## CAREER RECORD

YEAR	TEAM	LEAGUE	GP	REGULAR SEASON				PIM	PLAYOFFS			
				G	A	PTS			G	A	PTS	PIM
2003-04	Bonnyville Pontiacs	AJHL	52	13	13	26		68	--	--	--	--
2004-05	Bonnyville Pontiacs	AJHL	58	16	25	41		195	4	2	0	2
2005-06	Minn. State – Mankato	WCHA	30	4	7	11		73	--	--	--	--
2006-07	Minn. State – Mankato (a)	WCHA	37	17	10	27		74	--	--	--	--
2007-08	Minn. State – Mankato	WCHA	39	8	10	18		56	--	--	--	--
2007-08	Philadelphia	AHL	5	0	3	3		4	10	1	2	3
2008-09	Philadelphia	AHL	46	10	7	17		49	4	1	2	3
2008-09	FLYERS	NHL	12	1	2	3		0	--	--	--	--
<b>NHL TOTALS</b>			<b>12</b>	<b>1</b>	<b>2</b>	<b>3</b>		<b>0</b>	<b>--</b>	<b>--</b>	<b>--</b>	<b>--</b>
<b>AHL TOTALS</b>			<b>51</b>	<b>10</b>	<b>10</b>	<b>20</b>		<b>53</b>	<b>14</b>	<b>2</b>	<b>4</b>	<b>6</b>
<b>COLLEGIATE TOTALS</b>			<b>106</b>	<b>29</b>	<b>27</b>	<b>56</b>		<b>203</b>	<b>0</b>	<b>0</b>	<b>0</b>	<b>0</b>

(a) Drafted by the Flyers in the sixth round (152nd overall) of the 2007 NHL Entry Draft.





# LUKAS KASPAR

LEFT WING | KASH-par, LOO-kas

**BIRTHDATE:** September 23, 1985 **BIRTHPLACE:** Most, Czech Republic

**SEASON:** 3rd NHL, 1st Flyers **HT:** 6'2" **WT:** 220 **SHOOTS:** Left

**ACQUIRED:** Free Agent, Signed – 7/22/09

## 2008-09

Spent the majority of the season with Worcester (AHL), posting 44 points (17G, 27 A) in 65 games...appeared in 13 games for San Jose, contributing two goals and two assists...also scored two goals and two assists in 12 Calder Cup Playoff games for Worcester...finished 2nd for Worcester with 44 points and 3rd with 198 shots on goal.

## CAREER

**2007-08:** Fourth on the team in points and goals, both career highs...Tied for team lead with two shorthanded goals...Made NHL debut with San Jose on Oct. 29 at Dallas...**2006-07:** Recorded career highs in games played, assists, and points...**2005-06:** Made his professional debut on Oct. 8 vs. Rochester...**2004-05:** Seventh in team scoring...Scored a hat trick on Sept. 26 against Sault Ste. Marie...Fifth among OHL rookies in points...**Playoffs:** Had six points (two goals and four assists) in seven games to begin playoffs...Helped team reach finals against London...Ended postseason T-3rd in scoring and second in assists...**2003-04:** Split the season between Litvinov Sr. and Jr. teams...Added three points in six games with Team Czech Republic at World Jr. Tournament...**2002-03:** Appeared in nine games with Litvinov Extraleague, posting two points.

## CAREER RECORD

YEAR	TEAM	LEAGUE	GP	REGULAR SEASON				PIM	GP	PLAYOFFS				PIM
				G	A	PTS				G	A	PTS		
2002-03	Litvinov	CZE	9	1	1	2	2		--	--	--	--	--	
2003-04	Litvinov (a)	CZE	37	4	2	6	10		--	--	--	--	--	
2004-05	Ottawa	OHL	59	21	30	51	45	21	6	14	20	8		
2005-06	Cleveland (b)	AHL	76	14	22	36	88		--	--	--	--	--	
2006-07	Worcester	AHL	78	12	28	40	64	6	0	2	2	6		
2007-08	Worcester	AHL	73	17	24	41	44		--	--	--	--	--	
	San Jose	NHL	3	0	0	0	0		--	--	--	--	--	
2008-09	Worcester	AHL	65	17	27	44	40	12	2	2	4	0		
	San Jose (c)	NHL	13	2	2	4	8		--	--	--	--	--	
	<b>AHL TOTALS</b>		<b>292</b>	<b>60</b>	<b>101</b>	<b>161</b>	<b>236</b>	<b>18</b>	<b>2</b>	<b>4</b>	<b>6</b>	<b>6</b>		
	<b>NHL TOTALS</b>		<b>16</b>	<b>2</b>	<b>2</b>	<b>4</b>	<b>8</b>		--	--	--	--	--	

(a) Drafted by San Jose in the first round (22nd overall) of the 2004 NHL Entry Draft.

(b) Signed by San Jose to an entry-level contract on September 19, 2005.

(c) Signed as an unrestricted free agent by Philadelphia on July 22, 2009.

## MISCELLANEOUS STATS

YEAR	TEAM	LEAGUE	PP	SH	REGULAR SEASON				TF	F%	PLAYOFFS			
					GW	S	S%	+/-			MIN	PP	SH	GW
2007-08	San Jose	NHL	0	0	0	5	0.0	-2	1	0.0	12:15	--	--	--
2008-09	San Jose	NHL	0	0	1	14	14.3	0	4	0.0	9:08	--	--	--
	<b>NHL TOTALS</b>		<b>0</b>	<b>0</b>	<b>1</b>	<b>19</b>	<b>14.3</b>	<b>-2</b>	<b>5</b>	<b>0.0</b>	<b>--</b>	<b>--</b>	<b>--</b>	<b>--</b>



# KRYS KOLANOS

CENTER | Koh-LA-nohs, KRIHS

**BIRTHDATE:** July 27, 1981 **BIRTHPLACE:** Calgary, Alberta

**SEASON:** 6th NHL, 1st Flyers **HT:** 6'3" **WT:** 206 **SHOOTS:** Right

**ACQUIRED:** Free Agent, Signed – 7/15/09

## 2008-09

Appeared in 21 games for the Minnesota Wild in 2008-09... Recalled five times, most recent – Mar. 29... Registered 51 points (31G,20A) including a team-leading 31 goals with the Houston Aeros\*, the Wild's AHL affiliate, and 14 points (6G,8A) in 18 Calder Cup Playoff games... Notched an assist in back-to-back games (Jan. 4 & 5) and a point in three of four contests from Dec. 31 – Jan. 6... Talled goal in first game with Wild (Nov. 4 at SJ). Game was first NHL contest since Dec. 15, 2005 - Previous NHL goal came on Nov. 3, 2005 vs. LA.

## CAREER

**2007-08:** Tied for first in goals (33) and second in scoring (63) for Quad City (AHL)... **Amateur:** Scored the game-winning goal for Boston College in a 3-2 overtime win against North Dakota in the 2001 NCAA hockey championship game and was named to the All-Tournament Team.

## CAREER RECORD

YEAR	TEAM	LEAGUE	GP	REGULAR SEASON				PIM	PLAYOFFS				
				G	A	PTS			GP	G	A	PTS	PIM
1999-00	Boston College	HE	42	16	16	32	48	--	--	--	--	--	--
2000-01	Boston College	HE	41	25	25	50	54	--	--	--	--	--	--
2001-02	Phoenix (a)	NHL	57	11	11	22	48	2	0	0	0	0	6
2002-03	Phoenix	NHL	2	0	0	0	0	--	--	--	--	--	--
2003-04	Springfield	AHL	32	10	11	21	38	--	--	--	--	--	--
	Phoenix	NHL	41	4	6	10	24	--	--	--	--	--	--
2004-05	Krefeld	GER	7	3	2	5	16	--	--	--	--	--	--
	Blues	FIN	15	7	9	16	40	--	--	--	--	--	--
2005-06	San Antonio	AHL	3	0	1	1	0	--	--	--	--	--	--
	Lowell	AHL	19	10	11	21	40	--	--	--	--	--	--
	Wilkes-Barre/Scranton	AHL	18	10	8	18	19	11	2	0	2	16	
	Edmonton (b) (c) (d) (e)	NHL	6	0	0	0	2	--	--	--	--	--	--
2006-07	Langnau (f)	SWI	14	2	9	11	48	--	--	--	--	--	--
	Zug	SWI	--	--	--	--	--	8	6	0	6	8	
	Grand Rapids	AHL	17	6	6	12	8	--	--	--	--	--	--
2007-08	Quad City (g)	AHL	65	30	33	63	84	--	--	--	--	--	--
2008-09	Houston	AHL	45	31	20	51	42	18	6	8	14	18	
	Minnesota (h) (i)	NHL	21	3	3	6	16	--	--	--	--	--	--
	<b>AHL TOTALS</b>		<b>199</b>	<b>97</b>	<b>90</b>	<b>187</b>	<b>231</b>	<b>29</b>	<b>8</b>	<b>8</b>	<b>16</b>	<b>34</b>	
	<b>NHL TOTALS</b>		<b>136</b>	<b>20</b>	<b>21</b>	<b>41</b>	<b>92</b>	<b>2</b>	<b>0</b>	<b>0</b>	<b>0</b>	<b>6</b>	

(a) Drafted by Phoenix in the 1st round (19th overall) of the 2000 NHL Entry Draft.

(b) Claimed by the Edmonton off waivers from the Phoenix on November 11, 2005.

(c) Claimed by the Phoenix off waivers from the Edmonton on December 19, 2005.

(d) Traded by Phoenix to Carolina in exchange for Pavel Brendl on December 28, 2005.

(e) Traded by Carolina, along with Niklas Nordgren and second round pick in 2007, to Pittsburgh in exchange for Mark Recchi on March 9, 2006.

(f) Signed as a free agent by Detroit on July 15, 2006.

(g) Signed as a free agent by Calgary on November 14, 2007.

(h) Signed as a free agent by Minnesota July 11, 2008.

(i) Signed as a free agent by the Flyers on July 15, 2009.

## MISCELLANEOUS STATS

YEAR	TEAM	LEAGUE	PP	SH	REGULAR SEASON				TF	F%	PLAYOFFS			
					GW	S	S%	+/-			MIN	PP	SH	GW
2001-02	Phoenix	NHL	0	0	5	81	13.6	6	703	46.4	13:05	0	0	0
2002-03	Phoenix	NHL	0	0	0	8	0.0	0	16	31.3	14:06	--	--	--
2003-04	Phoenix	NHL	1	0	1	61	6.6	-9	283	43.8	13:31	--	--	--
2005-06	Phoenix	NHL	1	0	0	15	13.3	2	75	53.3	11:30	--	--	--
	Edmonton	NHL	0	0	0	7	0.0	-1	32	50.0	7:39	--	--	--
2008-09	Minnesota	NHL	1	0	0	30	10.0	3	--	--	--	--	--	--
	<b>NHL TOTALS</b>		<b>3</b>	<b>0</b>	<b>6</b>	<b>202</b>	<b>?</b>	<b>1</b>	<b>--</b>	<b>--</b>	<b>--</b>	<b>0</b>	<b>0</b>	<b>0</b>



# PATRICK MAROON

LEFT WING | ma-ROON, PAT-rihk

**BIRTHDATE:** April 23, 1988 **BIRTHPLACE:** St. Louis, Missouri

**HT:** 6'4" **WT:** 225 **SHOOTS:** Left

**ACQUIRED:** Drafted – 6th Round (161st overall) in 2007

## 2008-09

Posted two assists and was plus-4 in a 6-3 win vs. Albany on April 1...Recorded two assists in and received third star honors in a 4-3 win vs. Norfolk on March 4th...Posted a hat trick and received first star honors in a 7-2 win vs. Portland on Feb. 20...Scored a ninth-round shootout goal that gave the Phantoms a 2-1 shootout win at Lowell on February 12...Scored the game winning goal in a 7-1 win vs. Worcester on Jan. 14...Recorded a five point night (3G, 2A) on December 6th vs. Binghamton...Scored goals in three consecutive games from Nov. 19-22.


## CAREER

**2007-08:** Made Phantoms debut on April 13 vs. Albany...Joined the Phantoms after concluding his season with the London Knights of the OHL...Posted 90 points on 35 goals and 55 assists for London...Signed a three-year entry-level contract with the Flyers on November 1...Named OHL Rookie of the Month for October after recording 10 goals and 10 assists in 11 games during the month...Attended Philadelphia's summer rookie camp and fall training camp, participating in one Phantoms exhibition game...**2006-07:** Named the MVP of the North American Hockey League after scoring 40 goals and adding 55 assists for 95 points in 57 games...Led St. Louis to the Robertson Cup championship with 23 points in 12 playoff games and was named Playoff MVP...**2005-06:** Named to the NAHL's all-rookie team after posting 60 points in 57 games for Texarkana.

## CAREER RECORD

YEAR	TEAM	LEAGUE	GP	REGULAR SEASON				GP	PLAYOFFS			
				G	A	PTS	PIM		G	A	PTS	PIM
2005-06	Texarkana	NAHL	57	23	37	60	61	8	3	1	4	22
2006-07	St. Louis (a)	NAHL	57	40	55	95	152	12	10	13	23	12
2007-08	London	OHL	64	35	55	90	57	5	0	1	1	10
	Philadelphia	AHL	1	0	0	0	0	--	--	--	--	--
2008-09	Philadelphia	AHL	80	23	31	54	62	4	1	2	3	13
JUNIOR TOTALS			178	98	147	245	270	5	0	1	1	10
AHL TOTALS			81	23	31	54	62	4	1	2	3	13

(a) Drafted by the Flyers in the 6th round (161st overall) of the 2007 NHL Entry Draft.



# JONATHAN MATSUMOTO

CENTER | mat-suh-MOH-toh, JAWN-ah-thuhn

**BIRTHDATE:** October 13, 1986 **BIRTHPLACE:** Ottawa, Ontario

**HT:** 6'0" **WT:** 190 **SHOOTS:** Left

**ACQUIRED:** Drafted – 3rd Round (79th overall) in 2006

## 2008-09

Posted a goal and an assist for a four-point night and was plus-4 in a 6-3 win vs. Albany on April 1...Recorded a hat trick in a 7-4 win vs. Grand Rapids on March 28...Netted the first goal and earned 3rd star honors in a 3-2 loss at Bridgeport on March 7th.... Scored the game-winning goal on the power play with 4:50 left in the third period in a 4-3 win vs. Norfolk, earning first star honors...Posted a goal, an assist and received the third star in a 4-1 win at Binghamton on Feb. 14...Scored the game-winning goal with 19 seconds left in a 3-2 win vs. Lake Erie on Jan. 24...Scored the game-tying goal in the third period and then two shootout goals, including the game-winner, in a 4-3 shootout win at Hershey on Jan. 17...Scored two goals, including one on a penalty shot, in a 7-3 loss at Hershey on November 15th...Scored two goals and was named third star in a 5-4 loss to Hershey on Oct. 17. 14th.

## CAREER

**2007-08:** Scored first playoff goal in Game 4 of East Division Semifinals vs. Albany...Tied for team lead in power play goals during the regular season with 11...Scored game-winning goal Feb. 18 vs. Albany and named third star...Scored two goals and was named the 1st star in a 3-2 win at Providence on Feb. 10...Scored two goals and received 3rd star honors at Bridgeport on Jan. 26...Posted a goal and an assist and received 2nd star honors in a 6-0 win at Hershey on Nov. 24...Named Toyota Phantoms Player of the Month for October after posting 11 points on five goals and six assists in nine games...Posted two assists on Nov. 2 in a 3-2 loss at Portland...Posted two points (1A, 1G) in a 3-2 victory vs. Norfolk on Oct. 28...Posted two points (1A, 1G) in a 6-3 victory at Norfolk on Oct. 26...Scored a goal and received third star honors in a 3-0 victory vs. Albany...Scored a power play goal and received second star honors in a 4-1 victory vs. Wilkes Barre/Scranton on Oct. 7...**2006-07:** Scored first professional goal, added one assist and was +3 on March 18 vs. Bridgeport...Made his Phantoms debut on March 16 vs. Rochester...At Bowling Green: Was one of three Falcons to play in all 38 games...Led the team in scoring with 33 points (11g, 22a)...his 22 assists also led the team...Scored goals in the first three games, leading the team to a 2-0-1 start...Scored two goals in a 4-3 loss at Alaska and picked up three points (1g, 2a) the following night in a 6-4 win over the Nanooks...Falcons were 6-3-0 in games where he scored two or more points...Became just the 68th Falcon to score 100 career points on Jan. 5 (WMU)...**2005-06:** Posted a team-high 12 power-play goals...Finished the regular season ranked 12th in the country in points per game (1.35), tied for eighth in points (46), 12th in power-play goals (10), tied for 18th in goals (18) and 11th in assists (28)...**2004-05:** Became just the third freshman in BGSU history to lead the team in scoring, notching 32 points (18g, 14a) in 36 games...Also led the Falcons in goals (18), PPGs (10), GWGs (5), and shot percentage (.189)...Two-time CCHA Rookie of the Week (Oct. 25 and Nov. 15)...Scored a goal in his first three collegiate games, including two PPGs and one GWG, finishing with 3-2-5 during that span...**Pre-College:** Played one season for the Cumberland Grads...Finished the 2003-04 season with 31-32-63 in 51 games and 26 PIM...Named the CJHL Rookie of the Year in 2004 after leading all rookies in the league in scoring with the next closest rookie 15 points behind him.

## CAREER RECORD

YEAR	TEAM	LEAGUE	GP	REGULAR SEASON				PIM	PLAYOFFS					
				G	A	PTS			GP	G	A	PTS		PIM
2004-05	Bowling Green	CCHA	36	18	14	32	22		--	--	--	--	--	
2005-06	Bowling Green (a)	CCHA	36	20	28	48	43		--	--	--	--	--	
2006-07	Bowling Green	CCHA	38	11	22	33	70		--	--	--	--	--	
2006-07	Philadelphia	AHL	16	2	2	4	10		--	--	--	--	--	
2007-08	Philadelphia	AHL	77	20	24	44	52		12	2	2	4	10	
2008-09	Philadelphia	AHL	78	29	34	63	77		4	1	2	3	4	
<b>COLLEGIATE TOTALS</b>			<b>110</b>	<b>49</b>	<b>64</b>	<b>113</b>	<b>135</b>		<b>--</b>	<b>--</b>	<b>--</b>	<b>--</b>	<b>--</b>	
<b>AHL TOTALS</b>			<b>171</b>	<b>51</b>	<b>60</b>	<b>111</b>	<b>139</b>		<b>16</b>	<b>3</b>	<b>4</b>	<b>7</b>	<b>14</b>	

(a) Drafted by the Flyers in the third round (79th overall) of the 2006 NHL Entry Draft.



# ANDREAS NODL

RIGHT WING | NO-duhl, ahn-DRAY-us

**BIRTHDATE:** February 28, 1987 **BIRTHPLACE:** Vienna, Austria

**SEASON:** 2nd NHL, 2nd Flyers **HT:** 6'1" **WT:** 196 **SHOOTS:** Left

**ACQUIRED:** Drafted – 2nd round (39th overall) in 2006

## 2008-09

Recorded 20 points (6G,14A) in 39 games for the Phantoms (AHL)...Was recalled by the Flyers on Mar. 31...Recorded his first NHL goal vs. Ottawa on Dec. 23...Recorded his first NHL point (assist) vs. San Jose on Oct. 22 (his NHL debut).

## CAREER

**2007-08:** Split the season between the St. Cloud State Huskies of the WCHA and the Phantoms...Recorded a goal in three regular season games for the Phantoms...Recorded one goal in 10 playoff games for the Phantoms...**College:** Registered 44 points (18G,26A) and 22 penalty minutes in 40 games for the Huskies...Recorded 36 goals and 54 assists for 90 points and 54 penalty minutes in 80 games...Named to the WCHA All-Rookie Team and WCHA Rookie of the Year (2006-07) and was named to the WCHA Second All-Star Team (2007-08).


## CAREER RECORD

YEAR	TEAM	LEAGUE	GP	REGULAR SEASON				PIM	PLAYOFFS				
				G	A	PTS			GP	G	A	PTS	PIM
2004-05	Sioux Falls	USHL	44	7	9	16		24	--	--	--	--	--
2005-06	Sioux Falls (a)	USHL	58	29	30	59		16	14	6	9	15	6
2006-07	St. Cloud State	WCHA	40	18	28	46		32	--	--	--	--	--
2007-08	St. Cloud State	WCHA	40	18	26	44		22	--	--	--	--	--
	Philadelphia	AHL	3	1	0	1		0	10	1	0	1	2
2008-09	Philadelphia	AHL	39	6	14	20		20	4	0	1	1	2
	FLYERS	NHL	38	1	3	4		2	--	--	--	--	--
	<b>NHL TOTALS</b>		<b>38</b>	<b>1</b>	<b>3</b>	<b>4</b>		<b>2</b>	--	--	--	--	--
	<b>FLYERS TOTALS</b>		<b>38</b>	<b>1</b>	<b>3</b>	<b>4</b>		<b>2</b>	--	--	--	--	--

(a) Drafted by Philadelphia in the second round (39th overall) of the 2006 NHL Entry Draft.

## MISCELLANEOUS STATS

YEAR	TEAM	LEAGUE	PP	SH	REGULAR SEASON				TF	F%	MIN	PLAYOFFS		
					GW	S	S%	+/-				PP	SH	GW
2008-09	FLYERS	NHL	0	0	0	33	3.0	-15	--	--	11:08	--	--	--
	<b>NHL TOTALS</b>		<b>0</b>	<b>0</b>	<b>0</b>	<b>33</b>	<b>3.0</b>	<b>-15</b>	--	--	<b>11:08</b>	--	--	--



# MIKA PYORALA

LEFT WING | PIGH-oh-RAH-lah, MEE-kuh

**BIRTHDATE:** July 13, 1981 **BIRTHPLACE:** Oulu, Finland

**HT:** 6'0" **WT:** 174 **SHOOTS:** Left

**ACQUIRED:** Free Agent, Signed – 7/14/09

## 2008-09

Posted 43 points (21G,22A) in 55 regular season games and added three points (2G,1A) in seven postseason games... Led his team in points (43) and goals (21) and ranked second in assists (22).


## CAREER

**2007-08:** Led his team in goals (17)...registered 33 points (17G, 16A) in 46 games...Over seven years with Karpat in the Finnish National League, picked up 83 goals and 70 assists for 153 points in 318 games.

## CAREER RECORD

YEAR	TEAM	LEAGUE	GP	REGULAR SEASON				GP	PLAYOFFS			
				G	A	PTS	PIM		G	A	PTS	PIM
2000-01	Karpat	FNL	5	0	0	0	0	--	--	--	--	--
2001-02	Karpat	FNL	51	4	2	6	35	--	--	--	--	--
2002-03	Karpat	FNL	56	17	11	28	22	15	2	3	5	6
2003-04	Karpat	FNL	53	12	19	31	8	13	0	1	1	0
2004-05	Karpat	FNL	56	9	13	22	18	11	3	1	4	4
2005-06	Karpat	FNL	41	13	8	21	10	11	5	6	11	0
2006-07	Karpat	FNL	56	28	17	45	30	10	4	2	6	2
2007-08	Timra IK	SEL	46	17	16	33	18	11	6	4	10	0
2008-09	Timra IK (a)	SEL	55	21	22	43	10	7	2	1	3	6
<b>FNL TOTALS</b>			<b>318</b>	<b>83</b>	<b>70</b>	<b>153</b>	<b>123</b>	<b>60</b>	<b>14</b>	<b>13</b>	<b>27</b>	<b>12</b>
<b>SEL TOTALS</b>			<b>101</b>	<b>38</b>	<b>38</b>	<b>76</b>	<b>28</b>	<b>18</b>	<b>8</b>	<b>5</b>	<b>13</b>	<b>6</b>

(a) Signed as a free agent by the Flyers on July 14, 2009.



# JARED ROSS

CENTER | ROSS, JAH-ruh-d

**BIRTHDATE:** September 18, 1982 **BIRTHPLACE:** Huntsville, Alabama

**SEASON:** 5th NHL, 2nd Flyers **HT:** 5'9" **WT:** 170 **SHOOTS:** Left

**ACQUIRED:** Free Agent, Signed – 4/8/08

## 2008-09

Posted a goal (his first career NHL playoff goal & first career point in the NHL) vs. PIT in Game 3 on Apr. 19... Appeared in Game 1 at PIT on Apr. 15 (his NHL playoff debut)... Was recalled from the Phantoms (AHL) on Apr. 13... Went scoreless in 10 games with the Flyers... Made his NHL debut on Oct. 11 vs. NYR... In 64 games with Phantoms, led the team in points (69), plus/minus (+17), and tied for the team lead in goals (29)... Ranked second on the team in assists (40)... Named as the Charter Communications Most Valuable Player of the 2009 AHL All-Star Game in Worcester, Massachusetts on Jan. 26, recording a goal and six assists for seven points with PlanetUSA. His six assists and seven points are new AHL records.

## CAREER

**2007-08:** Led Phantoms with five playoff goals... Recorded a +4 in 12 playoff games... Scored two goals in the Phantoms five-overtime win over Albany in Game 5 of the East Division Semifinals... Led the Phantoms in points (62) and assists (39) and was second on the team in goals (23) in the regular season... Selected to PlanetUSA squad at the 2008 AHL All-Star Classic, but DNP due to injury... Made his Phantoms debut on Mar. 2 vs. Binghamton... **2005-06:** Appeared in 62 games with Chicago (AHL) in his rookie season... Signed as a free agent with the Wolves on Oct. 4... **College:** Played four years at the University of Alabama-Huntsville for his father, head coach Doug Ross... Scored 73 goals and added 86 assists for 159 points in 133 career games... Holds school records for most career goals and most career points by a center... Ranks second all-time on the school's point scoring list.

## CAREER RECORD

YEAR	TEAM	LEAGUE	GP	REGULAR SEASON				PIM	PLAYOFFS					
				G	A	PTS			GP	G	A	PTS		PIM
2001-02	U. of Huntsville-Alabama	CHA	37	11	17	28	8	--	--	--	--	--	--	--
2002-03	U. of Huntsville-Alabama	CHA	35	20	20	40	30	--	--	--	--	--	--	--
2003-04	U. of Huntsville-Alabama	CHA	31	19	31	50	46	--	--	--	--	--	--	--
2004-05	U. of Huntsville-Alabama	CHA	30	22	18	40	53	--	--	--	--	--	--	--
	Motor City	UHL	12	3	5	8	2	--	--	--	--	--	--	--
2005-06	Chicago	AHL	62	10	27	37	37	--	--	--	--	--	--	--
	Gwinnett	ECHL	1	0	0	0	0	--	--	--	--	--	--	--
2006-07	Chicago	AHL	41	7	8	15	14	--	--	--	--	--	--	--
	Philadelphia (a)	AHL	21	4	10	14	6	--	--	--	--	--	--	--
2007-08	Philadelphia	AHL	67	23	39	62	56	12	5	4	9	4		
2008-09	Flyers (b)	NHL	10	0	0	0	2	6	1	0	1	0		
	Philadelphia	AHL	64	29	40	69	26	--	--	--	--	--	--	--
<b>NHL TOTALS</b>			<b>10</b>	<b>0</b>	<b>0</b>	<b>0</b>	<b>2</b>	<b>6</b>	<b>1</b>	<b>0</b>	<b>1</b>	<b>0</b>		
<b>FLYERS TOTALS</b>			<b>10</b>	<b>0</b>	<b>0</b>	<b>0</b>	<b>2</b>	<b>6</b>	<b>1</b>	<b>0</b>	<b>1</b>	<b>0</b>		

(a) Acquired from Chicago Wolves (AHL) by Philadelphia on March 1, 2007.

(b) Signed as a free agent by Philadelphia on April 18, 2008.

## MISCELLANEOUS STATS

YEAR	TEAM	LEAGUE	PP	SH	REGULAR SEASON				TF	F%	PLAYOFFS			
					GW	S	S%	+/-			MIN	PP	SH	GW
2008-09	FLYERS	NHL	0	0	0	12	0.0	-4	48	56.2	7:44	0	0	0
<b>NHL TOTALS</b>			<b>0</b>	<b>0</b>	<b>0</b>	<b>12</b>	<b>0.0</b>	<b>-4</b>	<b>48</b>	<b>56.2</b>	<b>7:44</b>	<b>0</b>	<b>0</b>	<b>0</b>





# DANNY SYVRET

DEFENSE | SIHV-reht, DA-nee

**BIRTHDATE:** June 13, 1985 **BIRTHPLACE:** Millgrove, Ontario

**HT:** 5'11" **WT:** 203 **SHOOTS:** Left

**ACQUIRED:** Traded from Edmonton – 6/6/08

## 2008-09

Posted career highs in goals, assists and points and finished second among all AHL defensemen in scoring...Named a first-team AHL All-Star and was the winner of the Barry Ashbee Award as Phantoms Defenseman of the Year...Returned to the Phantoms on March 23...Recalled to the Flyers on March 17th and appeared in two games, his first in the NHL since 2007...Scored a goal and received second star honors in a 2-1 win vs. Bridgeport on Feb. 8th...Represented the Phantoms on the Canadian squad at the 2009 AHL All-Star Classic...Recorded a plus-four rating in a 5-2 win vs. Lowell on Dec. 19...Named Toyota Phantoms Player of the Month for October...Equalled his career season-high with his 20th point on Nov. 23 in Bridgeport...recorded a point in seven consecutive games from Oct. 25 – Nov. 8 (posted a three-point game and earned second star honors in a 5-4 loss to Hershey on Oct. 17).

## CAREER


**2007-08:** Began the season in Springfield, where he appeared in 36 games before being loaned to Hershey...Scored a total of two goals and 18 assists for 20 points...**2006-07:** Split the season between Edmonton and AHL Grand Rapids...Scored first career NHL point with an assist at Calgary on April 7...**2005-06:** Split season between Edmonton and Hamilton...Made NHL debut at St. Louis on Nov. 4...Was plus or even in seven of his 10 NHL games...**Juniors:** Captained the London Knights to the 2005 Memorial Cup championship and a 59-7-2 regular season record...Fifth on the team in scoring...Named to 2005 Memorial Cup all-tournament team...Named the CHL and OHL defenseman of the year and was named to both the CHL and OHL first-allstar teams...Won a gold medal with Team Canada at the 2005 IIHF World Junior Championship on a team that included current Flyers Braydon Coburn, Jeff Carter and Mike Richards.

## CAREER RECORD

YEAR	TEAM	LEAGUE	GP	REGULAR SEASON				PIM	GP	PLAYOFFS				PIM
				G	A	PTS				G	A	PTS		
2002-03	London	OHL	68	8	14	22	31	14	1	6	7	11		
2003-04	London	OHL	68	3	28	31	32	15	1	6	7	4		
2004-05	London (a)	OHL	62	23	46	69	33	18	5	15	20	4		
2005-06	Hamilton	AHL	62	0	20	20	38	--	--	--	--	--		
2005-06	Edmonton	NHL	10	0	0	0	6	--	--	--	--	--		
2006-07	Grand Rapids	AHL	57	4	16	20	16	--	--	--	--	--		
2006-07	Edmonton	NHL	16	0	1	1	6	--	--	--	--	--		
2007-08	Springfield	AHL	36	1	7	8	14	--	--	--	--	--		
2007-08	Hershey (b)	AHL	27	1	11	12	29	5	0	0	0	0		
2008-09	FLYERS	NHL	2	0	0	0	0	--	--	--	--	--		
2008-09	Philadelphia	AHL	76	12	45	57	44	4	0	1	1	0		
<b>NHL TOTALS</b>			<b>28</b>	<b>0</b>	<b>1</b>	<b>1</b>	<b>12</b>	<b>--</b>	<b>--</b>	<b>--</b>	<b>--</b>	<b>--</b>		
<b>AHL TOTALS</b>			<b>258</b>	<b>18</b>	<b>99</b>	<b>117</b>	<b>141</b>	<b>9</b>	<b>0</b>	<b>1</b>	<b>1</b>	<b>0</b>		
<b>PROFESSIONAL TOTALS</b>			<b>286</b>	<b>18</b>	<b>100</b>	<b>118</b>	<b>153</b>	<b>9</b>	<b>0</b>	<b>1</b>	<b>1</b>	<b>0</b>		
<b>JUNIOR TOTALS</b>			<b>198</b>	<b>34</b>	<b>88</b>	<b>122</b>	<b>96</b>	<b>47</b>	<b>7</b>	<b>27</b>	<b>34</b>	<b>19</b>		

(a) Drafted by Edmonton in the third round, 81st overall, of the 2005 NHL Entry Draft.

(b) Acquired from Edmonton in exchange for Ryan Potulny on June 6, 2008.



# JAMES van RIEMSDYK

LEFT WING | VAN REEMZ-dighk, JAYMZ

**BIRTHDATE:** May 4, 1989 **BIRTHPLACE:** Middletown, New Jersey

**HT:** 6'3" **WT:** 205 **SHOOTS:** Left

**ACQUIRED:** Drafted – 1st Round (2nd overall) in 2007

## 2008-09

Posted his first professional goal on April 8 in Albany...At New Hampshire: Led the team in scoring as a sophomore with 17 goals and 23 assists for 40 points...Ranked first on the team and second in the nation with four shorthanded goals...Was a plus-14 on the season and led the team in shots on goal with 138...Named to the New England Division I All-Star team and was a second team all-conference selection in Hockey East.


## CAREER

**2007-08:** Named to the Hockey East All-Rookie Team...Led all UNH rookies in scoring with 11 goals and 23 assists for 34 points...Recorded 1.03 points per game...Had eight multiple-point games, including a career-high four points (1g, 3a) Nov. 17 at Providence...Hockey East Rookie of the Week on Jan. 14 after four points in a weekend sweep of UMass...Tallied his fourth multi-assist game in the Hockey East semifinal against Boston College when he earned two assists...Ranked 15th in assists and 22nd in points per game in the nation...Ranked third on the team in scoring and fourth in Hockey East and nationally in rookie scoring...Hockey East Rookie of the Month for March...Had a +14 plus/minus rating. **2006-07:** Posted a 63-point season (33 goals, 30 assists) and 81 PIM in just 42 games on the US Under-18 team...led the team in goals, points, PPG (11), and GWG (6) while finishing second overall in assists and PIM...Skated for Team USA at the World Junior Hockey Championships in Sweden. **2005-06:** Split his inaugural season with USA Hockey between the U-17 and U-18 team...In 42 games with the U-17 team, recorded 42 points (26 goals, 16 assists) and 62 PIM in 55 games.... In 14 games with the U-18 Team, recorded four points (one goal, three assists)...Member of the U-18 Team USA squad that won the gold at the IIHF World Under-18 Championships...Also an instrumental piece of the U-17 Team USA squad that won the silver medal at the 2006 World Under-17 Hockey Challenge, where in seven games he notched nine points (five goals, four assists), and was subsequently named to the All-Tournament Team.

## CAREER RECORD

YEAR	TEAM	LEAGUE	GP	REGULAR SEASON				GP	PLAYOFFS				PIM
				G	A	PTS	PIM		G	A	PTS	PIM	
2005-06	USNTDP	NAHL	37	18	11	29	26	--	--	--	--	--	--
2006-07	USNTDP (a)	NAHL	12	13	12	25	37	--	--	--	--	--	--
2007-08	New Hampshire	H-East	31	11	23	34	36	--	--	--	--	--	--
2008-09	New Hampshire	H-East	36	17	23	40	47	--	--	--	--	--	--
2008-09	Philadelphia	AHL	7	1	1	2	2	4	0	0	0	0	2
<b>COLLEGIATE TOTALS</b>			<b>67</b>	<b>28</b>	<b>46</b>	<b>74</b>	<b>83</b>	<b>--</b>	<b>--</b>	<b>--</b>	<b>--</b>	<b>--</b>	<b>--</b>
<b>PROFESSIONAL TOTALS</b>			<b>7</b>	<b>1</b>	<b>1</b>	<b>2</b>	<b>2</b>	<b>4</b>	<b>0</b>	<b>0</b>	<b>0</b>	<b>0</b>	<b>2</b>

(a) Drafted by the Flyers in the first round (2nd overall) of the 2007 NHL Entry Draft



# JASON WARD

CENTER | WOHRD, JAY-suhn

**BIRTHDATE:** January 16, 1979 **BIRTHPLACE:** Chapleau, Ontario

**HT:** 6'2" **WT:** 208 **SHOOTS:** Right

**ACQUIRED:** Free Agent, Signed – 7/18/09

## 2008-09

Loaned by Tampa Bay to AHL Norfolk on November 8 and appeared in 21 games before suffering a season-ending injury on Dec. 31 at Portland...appeared in his 300th career NHL game on Nov. 15 at Manchester.

## CAREER

**2007-08:** Recorded 8 goals and 14 points in his first full season with Tampa Bay...His 79 games played were the 2nd-most of his career while he also tied for the 2nd-most goals of his career and 2 less than his career best...Ranked 3rd on the Lightning in takeaways with 48...Led all Tampa Bay forwards in blocked shots with 50...Played a season high of 21:07 and blocked 2 shots 1/24 vs. OTT...Played in his 300th career game 1/12 at FLA...Was a season-best plus-3 and added an assist 1/8 at NYR...Recorded a season-high 4 shots on goal 1/1 at TOR...Had his 2-game scoring streak snapped 12/22 vs. CAR...Recorded his 3rd career 2-game goal streak, his career high, 12/20 vs. TOR...Netted his 4th career shorthanded goal and landed 2 hits 12/18 at ATL...Tied his career high with a goal in his second consecutive game 10/25 vs. PHI...Scored his 1st goal and his 1st multi-point game of the season 10/24 at WSH...Recorded his 1st point of the season with an assist 10/10 vs. FLA. **2006-07:** Played in 70 games with the Lightning, Kings and NY Rangers...Recorded 8 goals, 19 points, 1 SHG and 1 GWG...Played in 17 games with Tampa Bay after being acquired at the trade deadline...Scored 4 goals and recorded 4 assists in those games...Tied his career high with a 3-game point streak from 3/31-4/6/07 with 2 goals and 1 assist...Scored his 1st goal and recorded his 1st multi-point game with the Lightning 3/20 vs. NYL...Registered his 1st point with Tampa Bay on an assist 3/10 at CGY...Made his Lightning debut 3/1 at WSH...Recorded his 1st multi-point game of the season with a goal and an assist 1/11 at OTT with the Rangers...Recorded 10 points (4-6-10) and 26 PIM in 46 games with the Rangers...2007 Playoffs: Played in all 6 games of the ECQF vs. NJ...Recorded 1 assist and 9 shots on goal...Ranked 5th on the team among forwards with 20:02 of average ice time per game...Played a personal season-high 24:48 in Game 4...Recorded two shots on goal and two takeaways in Game 3...Recorded his first point of the series with an assist in Game 2...Logged 24:31 of ice time, landed three hits and two takeaways in Game 1...**2005-06:** Appeared in 81 games with NYR, registering 10 goals and 18 assists with 44 PIM...Established career-highs for games played, goals, assists, points and PIM...Led the team in SHG with 2 and shorthanded points with 3...Led the team and tied for 13th in the NHL with 70 takeaways...Scored a goal, logged a season-high 18:11 of ice time 1/16 at CBJ...Scored his 1st career SHG 11/26 vs. WSH...Scored his first goal as a Ranger 10/8 at NJ...2006 Playoffs: Played in 1 playoff game with the NYR before suffering an injury in Game 1 of the ECQF vs. NJ...**2004-05:** Played in 77 games with the Hamilton Bulldogs, registering 20 goals and 34 assists with 66 PIM...Ranked 2nd on the team in points and assists and was third in goals...Named Hamilton's captain on 11/10...Registered the Bulldogs' 2,000th goal 1/4 at St. John's...Played in his 205th AHL game on 1/8 vs. St. John's...Became the Bulldogs' all-time leading scorer in the playoffs in Game 4 of the North Division Semifinals with an assist...**2003-04:** Skated in 53 games for MTL, registering 5 goals and 7 assists with 21 PIM...Appeared in 2 games with Hamilton, tallying 3 assists and 17 PIM...2004 Playoffs: Had 2 assists in 5 playoff games before suffering an injury...**2002-03:** Appeared in 8 games with MTL, recording 3 goals and 2 assists...Recalled by MTL on 3/11...Played in 69 games with Hamilton, collecting 31 goals and 41 assists...Led the Bulldogs in assists and points...Named Hamilton Man of the Year...Named to the 2002-03 AHL First All-Star Team...Won the Les Cunningham trophy as the AHL's MVP (first Bulldog to win the award)...Won the Hamilton Spector Most Valuable Player, Molson Cup and the H.E.C.F.I Community Leadership Awards...Started in the 2003 AHL All-Star Classic on 2/3, registering 1 goal and 1 assist...Named AHL player of the week for the period ending on 12/29...Had an 11-game point streak from 11/2-11/22...Registered 23 points (11-12-23) in 16 games during the month of November...Led the AHL in playoff goal scoring (12) and points (21)...**2001-02:** Played in 78 games with Quebec, registering 24 goals and 33 assists...Ranked 3rd on the team in scoring along with a pro career high 128 PIM...**2000-01:** Skated in 12 games with MTL, recording 12 PIM...Appeared in 23 games for the Citadelles, totaling 7 goals and 12 assists along with 69 PIM...Missed most of the season with a knee injury...**1999-00:** Played in 32 games with MTL, scoring 2 goals and recording 1 assist...Notched his 1st career NHL goals on his 1st NHL shot during his 1st NHL shift against NYR (Ritcher) on 12/3...Appeared in 40 games with Quebec...**1998-99:** Joined Fredericton for the playoffs, recording 4 goals and 2 assists, along with 22 PIM in 10 games...**1997-98:** Played in 7 games with Fredericton and scored his first professional goal...**Junior Career:** Skated in 204 games with Niagara Falls, Erie, Windsor and Plymouth of the OHL, registering 88 goals and 134 assists along with 405 PIM...**1998-99:** Recorded 22 goals and 24 assists in 35 games with Windsor and Plymouth...Was tied for 5th on Plymouth with 5 SHG...Also

ranked 5th on the team in goals...Played 11 post-season games and collected 6 goals and 8 assists...Tied for 1st on the team with 2 PPG in the playoffs and tied for 2nd on the team with 6 post-season goals...**1997-98:** Played in 47 games with Erie and Windsor, collecting 26 goals and 36 assists...Ranked 4th on Windsor in goals, assists and points...Was 2nd on Windsor with 2 SHG...**1996-97:** Totaled 25 goals and 39 assists with 137 PIM in 58 games with Erie... **International Career:** Was a member of the Canadian Team that won the silver medal at the 1999 World Junior Championships...Skated with Team Canada at the 1998 World Junior Championships

## CAREER RECORD

YEAR	TEAM	LEAGUE	GP	REGULAR SEASON					PIM	GP	PLAYOFFS				
				G	A	PTS					G	A	PTS		PIM
1994-95	Oshawa	MTJHL	47	30	31	61		75		--	--	--	--	--	--
1995-96	Niagara Falls	OHL	64	15	35	50		139		10	6	4	10	23	
1996-97	Erie	OHL	58	25	39	64		137		5	1	2	3	2	
1997-98	Erie (a)	OHL	21	7	9	16		42		--	--	--	--	--	
	Windsor	OHL	26	19	27	46		34		--	--	--	--	--	
	Fredericton	AHL	7	1	0	1		2		1	0	0	0	2	
1998-99	Windsor	OHL	12	8	11	19		25		--	--	--	--	--	
	Plymouth	OHL	23	14	13	27		28		11	6	8	14	12	
	Fredericton	AHL	--	--	--	--		--		10	4	2	6	22	
1999-00	Quebec	AHL	40	14	12	26		30		3	2	1	3	4	
	Montreal	NHL	32	2	1	3		10		--	--	--	--	--	
2000-01	Quebec	AHL	23	7	12	19		69		--	--	--	--	--	
	Montreal	NHL	12	0	0	0		3		--	--	--	--	--	
2001-02	Quebec	AHL	78	24	33	57		128		3	--	--	--	2	
2002-03	Montreal	NHL	8	3	2	5		0		--	--	--	--	--	
	Hamilton	AHL	69	31	41	72		78		23	12	9	21	20	
2003-04	Montreal	NHL	53	5	7	12		21		5	0	2	2	2	
	Hamilton	AHL	2	0	3	3		17		--	--	--	--	--	
2004-05	Hamilton	AHL	77	20	34	54		66		4	2	1	3	2	
2005-06	New York Rangers (b)	NHL	81	10	18	28		44		1	0	0	0	2	
2006-07	New York Rangers	NHL	46	4	6	10		26		--	--	--	--	--	
	Los Angeles (c)	NHL	7	0	1	1		4		--	--	--	--	--	
	Tampa Bay (d)	NHL	17	4	4	8		10		6	0	1	1	6	
2007-08	Tampa Bay	NHL	79	8	6	14		42		--	--	--	--	--	
2008-09	Tampa Bay	NHL	1	0	0	0		2		--	--	--	--	--	
2008-09	Norfolk	AHL	21	2	7	9		16		--	--	--	--	--	
<b>OHL TOTALS</b>			<b>211</b>	<b>89</b>	<b>134</b>	<b>223</b>		<b>407</b>		<b>17</b>	<b>13</b>	<b>14</b>	<b>27</b>	<b>39</b>	
<b>AHL TOTALS</b>			<b>310</b>	<b>98</b>	<b>142</b>	<b>240</b>		<b>404</b>		<b>43</b>	<b>20</b>	<b>13</b>	<b>33</b>	<b>50</b>	
<b>NHL TOTALS</b>			<b>336</b>	<b>36</b>	<b>45</b>	<b>81</b>		<b>162</b>		<b>12</b>	<b>0</b>	<b>3</b>	<b>3</b>	<b>8</b>	

(a) Selected by Montreal in the 1st round, 11th overall, at the 1997 NHL Entry Draft.

(b) Signed with the NY Rangers as a free agent on 8/4/05.

(c) Acquired by Los Angeles with Marc-Andre Cliche and Jan Marek from the NY Rangers in exchange for Sean Avery and John Seymour on 2/27/07.

(d) Acquired by Tampa Bay from Los Angeles in exchange for a 5th-round choice in the 2007 NHL Draft on 2/27/07.

# KONSTANTIN BARANOV

**BIRTHDATE:** January 11, 1982 **BIRTHPLACE:** Omsk, USSR

**POSITION:** Right Wing **HT:** 6'2" **WT:** 185

## CAREER RECORD

YEAR	TEAM	LEAGUE	GP	REGULAR SEASON				PIM	PLAYOFFS				
				G	A	PTS	PIM		GP	G	A	PTS	PIM
1998-99	Omsk 2	Russia-4	23	18	8	26	40	--	--	--	--	--	--
	Omsk	Russia	1	0	0	0	0	2	0	0	0	0	0
1999-00	Omsk 2	Russia-3	33	15	8	23	46	--	--	--	--	--	--
	Omsk	Russia	1	0	0	0	2	--	--	--	--	--	--
2000-01	Saratov	Russia-2	26	6	9	15	26	--	--	--	--	--	--
	Ufa	Russia	8	1	0	1	4	--	--	--	--	--	--
2001-02	Omsk	Russia	5	0	0	0	6	--	--	--	--	--	--
	Mechel	Russia	6	1	2	3	2	--	--	--	--	--	--
	Togliatti (a)	Russia	20	2	4	6	18	3	0	2	2	0	0
2002-03	Omsk	Russia	6	0	1	1	2	--	--	--	--	--	--
	Ufa	Russia	11	2	2	4	0	--	--	--	--	--	--
	CSKA Moscow	Russia	14	4	1	5	10	--	--	--	--	--	--
	Omsk 2	Russia-3	3	4	6	10	2	--	--	--	--	--	--
2003-04	Omsk	Russia	51	6	10	16	50	11	2	2	4	6	6
2004-05	Omsk 2	Russia-3	7	5	7	12	20	--	--	--	--	--	--
	Omsk	Russia	21	3	2	5	16	--	--	--	--	--	--
2005-06	Dynamo Moscow	Russia	19	0	5	5	10	--	--	--	--	--	--
	St. Petersburg	Russia	12	1	2	3	18	3	0	0	0	2	2
2006-07	Amur Khabarovsk	Russia	7	0	1	1	16	--	--	--	--	--	--
	Novokuznetsk	Russia	21	2	2	4	28	3	3	1	4	0	0
2007-08	Avtomobilist	Russia-2	4	0	0	0	26	--	--	--	--	--	--
	Avtomobilist 2	Russia-3	6	3	2	5	10	--	--	--	--	--	--
	Dmitrov	Russia-2	33	5	14	19	56	2	1	0	1	0	0
2008-09	Gazovik Tyumen	Russia-2	31	5	11	16	50	--	--	--	--	--	--
	Kapitan Stupino	Russia-2	21	8	13	21	36	--	--	--	--	--	--

(a) Drafted by the Flyers in the fourth round (126th overall) of the 2002 NHL Entry Draft.



## JOSH BEAULIEU

**BIRTHDATE:** January 10, 1987 **BIRTHPLACE:** Windsor, Ontario


**POSITION:** Right Wing **HT:** 6'1" **WT:** 180

### CAREER RECORD

			REGULAR SEASON					PLAYOFFS				
YEAR	TEAM	LEAGUE	GP	G	A	PTS	PIM	GP	G	A	PTS	PIM
2003-04	London	OHL	41	3	5	8	32	9	0	0	0	5
2004-05	London (a) (b)	OHL	65	9	13	22	159	13	2	3	5	13
2005-06	London	OHL	60	15	13	28	140	18	4	5	9	12
2006-07	London	OHL	44	10	6	16	93	10	3	6	9	31
2007-08	Philadelphia	AHL	50	3	3	6	50	--	--	--	--	--
2008-09	Philadelphia	AHL	40	1	1	2	36	--	--	--	--	--
JUNIOR TOTALS			210	37	37	74	424	50	9	14	23	61
PRO TOTALS			90	4	4	8	86	--	--	--	--	--

(a) Drafted by the Flyers in the 5th round (152nd overall) of the 2005 NHL Entry Draft.

(b) Member of London's 2005 Memorial Cup championship team.



## ROB BELLAMY

**BIRTHDATE:** May 30, 1985 **BIRTHPLACE:** Providence, Rhode Island

**POSITION:** Right Wing **HT:** 6'0" **WT:** 205

### CAREER RECORD

			REGULAR SEASON					PLAYOFFS				
YEAR	TEAM	LEAGUE	GP	G	A	PTS	PIM	GP	G	A	PTS	PIM
2003-04	N.E. Jr. Coyotes (a)	EJHL	36	19	21	40	95	--	--	--	--	--
2004-05	Maine	H-East	28	3	4	7	34	--	--	--	--	--
2005-06	Maine	H-East	40	6	9	15	77	--	--	--	--	--
2006-07	Maine	H-East	37	1	7	8	82	--	--	--	--	--
2007-08	Maine	H-East	33	5	13	18	61	--	--	--	--	--
	Philadelphia	AHL	1	0	0	0	0	--	--	--	--	--
2008-09	Philadelphia	AHL	51	2	3	5	18	--	--	--	--	--
COLLEGIATE TOTALS			138	15	33	48	254	--	--	--	--	--
PRO TOTALS			52	2	3	5	18	--	--	--	--	--

(a) Drafted by the Flyers in the 3rd round (92nd overall) of the 2004 NHL Entry Draft.



## SIMON BERTILSSON

**BIRTHDATE:** April 19, 1991 **BIRTHPLACE:** Karlskoga, Sweden

**POSITION:** Defense **HT:** 6'0" **WT:** 185

### CAREER RECORD

YEAR			TEAM	LEAGUE	GP	REGULAR SEASON				PIM	GP	PLAYOFFS				PIM
						G	A	PTS			G	A	PTS			
2007-08			Brynäs	SWE Jr.	27	2	3	5	52	--	--	--	--	--		
2008-09			Brynäs (a)	SWE Jr.	30	9	22	31	54	--	--	--	--	--		
			Brynäs	SWE	21	0	1	1	2	4	0	0	0	0		
SWE TOTALS					21	0	1	1	2	4	0	0	0	0		
SWE JR. TOTALS					57	11	25	36	106	--	--	--	--	--		

(a) Drafted by the Flyers in the third round (87th overall) of the 2009 NHL Entry Draft.

## DENIS BODROV


**BIRTHDATE:** August 22, 1986 **BIRTHPLACE:** Togliatti, USSR

**POSITION:** Defense **HT:** 6'0" **WT:** 185

### CAREER RECORD

CAREER RECORD				REGULAR SEASON					PLAYOFFS				
YEAR	TEAM	LEAGUE	GP	G	A	PTS	PIM	GP	G	A	PTS	PIM	
2002-03	Lada Togliatti 2	Russia – 3	9	0	0	0	2	--	--	--	--	--	
2003-04	Lada Togliatti 2	Russia – 3	45	3	4	7	58	--	--	--	--	--	
2004-05	CSK WS Samara	Russia – 2	33	1	6	7	57	--	--	--	--	--	
2005-06	Lada Togliatti (a)	Russia	35	2	2	4	42	8	0	0	0	8	
2006-07	Lada Togliatti	Russia	49	1	5	6	70	3	0	1	1	6	
2007-08	Lada Togliatti 2	Russia – 3	8	3	4	7	38	--	--	--	--	--	
	Lada Togliatti	Russia	46	2	9	11	74	4	1	0	1	2	
2008-09	Lada Togliatti	KHL	24	1	5	6	20	--	--	--	--	--	
	Atlant Mytischki	KHL	21	1	5	6	24	4	0	1	1	10	

(a) Drafted by the Flyers in the second round (55th overall) of the 2006 NHL Entry Draft.



## MARC-ANDRE BOURDON

**BIRTHDATE:** September 17, 1989 **BIRTHPLACE:** St. Hyacinthe, Quebec


**POSITION:** Defense **HT:** 6'0" **WT:** 206

### CAREER RECORD

YEAR			REGULAR SEASON							PLAYOFFS				
YEAR	TEAM	LEAGUE	GP	G	A	PTS	PIM	GP	G	A	PTS	PIM		
2006-07	Rouyn-Noranda	QMJHL	63	2	26	28	80	16	0	4	4	21		
2007-08	Rouyn-Noranda	QMJHL	69	12	47	59	114	17	2	16	18	25		
2008-09	Rouyn-Noranda (a)	QMJHL	37	11	27	38	89	--	--	--	--	--		
	Rimouski (b)	QMJHL	17	7	15	22	23	13	1	12	13	25		
JUNIOR TOTALS			186	32	115	147	306	46	3	32	35	71		

(a) Drafted by the Flyers in the third round (67th overall) of the 2008 NHL Entry Draft.

(b) Signed by the Flyers to an entry-level contract on July 24, 2009.



## MATT CLACKSON

**BIRTHDATE:** April 26, 1985 **BIRTHPLACE:** Saskatoon, Saskatchewan

**POSITION:** Left Wing **HT:** 6'0" **WT:** 196

### CAREER RECORD

YEAR		TEAM	LEAGUE	GP	REGULAR SEASON				PIM	GP	PLAYOFFS				PIM
					G	A	PTS	G			A	PTS			
2004-05	Chicago (a)	USHL	56	10	15	25	270		8	0	2	2	26		
2005-06	Western Michigan	CCHA	34	1	1	2	52		--	--	--	--	--		
2006-07	Western Michigan	CCHA	36	0	8	8	80		--	--	--	--	--		
2007-08	Western Michigan	CCHA	35	3	3	6	87		--	--	--	--	--		
2007-08	Philadelphia	AHL	2	0	0	0	19		--	--	--	--	--		
2008-09	Philadelphia	AHL	80	3	6	9	263		4	0	0	0	4		
COLLEGIATE TOTALS				105	4	12	16	219	--	--	--	--	--		
AHL TOTALS				82	3	6	9	282	4	0	0	0	4		

(a) Drafted by the Flyers in the 7th round (215th overall) of the 2005 NHL Entry Draft.





## SEAN CURRY

**BIRTHDATE:** April 29, 1982 **BIRTHPLACE:** Burnsville, Minnesota

**POSITION:** Defense **HT:** 6'4" **WT:** 230

### CAREER RECORD

YEAR	TEAM	LEAGUE	GP	REGULAR SEASON				PIM	GP	PLAYOFFS				PIM
				G	A	PTS				G	A	PTS		
2000-01	Tri-City (a)	WHL	72	5	12	17	113		--	--	--	--	--	
2001-02	Tri-City	WHL	36	6	6	12	84		--	--	--	--	--	
	Medicine Hat	WHL	24	4	13	17	43		--	--	--	--	--	
2002-03	Lowell Lock	AHL	35	0	2	2	62		--	--	--	--	--	
	Florida Everblades	ECHL	32	1	6	7	77		1	0	0	0	0	
2003-04	Lowell Lock	AHL	74	1	8	9	66		--	--	--	--	--	
2004-05	Lowell Lock	AHL	61	2	7	9	103		7	0	1	1	4	
2005-06	Providence	AHL	72	4	4	8	144		6	0	1	1	20	
2006-07	Providence (b)	AHL	64	5	8	13	122		13	2	9	11	28	
2007-08	Providence (c)	AHL	72	13	25	38	139		10	0	4	4	27	
2008-09	Philadelphia	AHL	80	5	13	18	72		4	0	0	0	2	
<b>PRO TOTALS</b>			<b>458</b>	<b>30</b>	<b>67</b>	<b>97</b>	<b>708</b>		<b>40</b>	<b>2</b>	<b>15</b>	<b>17</b>	<b>81</b>	
<b>JUNIOR TOTALS</b>			<b>164</b>	<b>16</b>	<b>37</b>	<b>53</b>	<b>317</b>		<b>1</b>	<b>0</b>	<b>0</b>	<b>0</b>	<b>0</b>	

(a) Drafted by the Carolina Hurricanes in the 7th round (211th overall) of the 2001 NHL Entry Draft.

(b) Signed as a free agent by the Boston Bruins on August 8, 2007.

(c) Signed as an unrestricted free agent by the Flyers on July 1, 2008.



## JACOB DESERRERES

**BIRTHDATE:** March 18, 1990 **BIRTHPLACE:** East York, Ontario

**POSITION:** Goaltender **HT:** 6'2" **WT:** 195

### CAREER RECORD

YEAR	TEAM	LEAGUE	GP	REGULAR SEASON							GP	PLAYOFFS						
				MINs	GA	SO	AVG.	W	L	T/O		MINs	GA	SO	AVG.	W	L	
2005-06	Calgary	AMHL	21	1246	55	--	2.65	11	7	--	11	698	19	--	1.63	9	2	
	Seattle	WHL	3	183	5	0	1.64	3	0	0	--	--	--	--	--	--	--	
2006-07	Seattle	WHL	20	1076	50	3	2.79	7	9	2	2	31	4	0	7.67	0	0	
2007-08	Seattle (a)	WHL	34	1972	75	3	2.28	20	11	1	5	208	10	0	2.89	1	2	
2008-09	Seattle	WHL	32	1582	90	1	3.41	11	16	0	--	--	--	--	--	--	--	
<b>JUNIOR TOTALS</b>			<b>110</b>	<b>6059</b>	<b>275</b>	<b>7</b>	<b>2.50</b>	<b>52</b>	<b>43</b>	<b>3</b>	<b>18</b>	<b>937</b>	<b>33</b>	<b>0</b>	<b>1.83</b>	<b>10</b>	<b>4</b>	

(a) Drafted by the Flyers in the third round (84th overall) of the 2008 NHL Entry Draft.



## RYAN DINGLE

**BIRTHDATE:** April 4, 1984 **BIRTHPLACE:** Steamboat Springs, Colorado

**POSITION:** Left Wing **HT:** 5'10" **WT:** 190

### CAREER RECORD

YEAR TEAM			LEAGUE	GP	REGULAR SEASON				PIM	GP	PLAYOFFS				PIM
				G	A	PTS			G	A	PTS				
2001-02	Des Moines	USHL	61	7	10	17	63		3	1	0	1	2		
2002-03	Des Moines	USHL	26	8	6	14	16		--	--	--	--	--		
	Tri-City	USHL	32	17	17	34	31		3	0	0	0	6		
2003-04	Tri-City	USHL	38	13	23	36	14		9	3	7	10	4		
2004-05	Denver	WCHA	41	6	12	18	32		--	--	--	--	--		
2005-06	Denver	WCHA	38	27	16	43	37		--	--	--	--	--		
2006-07	Denver	WCHA	40	22	15	37	38		--	--	--	--	--		
	Portland	AHL	4	0	1	1	4		--	--	--	--	--		
2007-08	Portland (a)	AHL	19	1	5	6	10		2	0	1	1	0		
	Augusta	ECHL	50	10	17	27	51		5	0	1	1	4		
2008-09	Iowa (b)	AHL	70	11	7	18	21		--	--	--	--	--		
AHL TOTALS			93	12	13	25	35		2	0	1	1	0		
JUNIOR TOTALS			207	55	73	128	175		20	4	8	12	16		
COLLEGIATE TOTALS			119	55	43	98	107		--	--	--	--	--		

(a) Signed as a free agent by the Anaheim Ducks on March 28th, 2008.

(b) Traded by Anaheim, along with Chris Pronger, to the Flyers in exchange for Joffrey Lupul, Luca Sbisa, a 1st round selection in 2009, a 1st round selection in 2010 and a conditional round selection in 2010 or 2011 on June 26th, 2009.

## ALEXANDER DROZDETSKY

BIRTHDATE: November 10, 1981 BIRTHPLACE: Moscow, USSR

POSITION: Right Wing HT: 6'0" WT: 180

## CAREER RECORD

YEAR	TEAM	LEAGUE	GP	REGULAR SEASON				PIM	GP	PLAYOFFS				PIM
				G	A	PTS	PIM			G	A	PTS	PIM	
1997-98	St. Petersburg – 2	Russia-3	19	0	1	1	0	--	--	--	--	--	--	--
1998-99	St. Petersburg – 2	Russia-4	24	5	3	8	12	--	--	--	--	--	--	--
1999-00	St. Petersburg – 2	Russia-3	4	4	1	5	2	--	--	--	--	--	--	--
	St. Petersburg (a)	Russia	32	2	0	2	10	4	0	0	0	0	0	0
2000-01	St. Petersburg	Russia	42	6	7	13	74	--	--	--	--	--	--	--
2001-02	CSKA Moscow	Russia	49	11	6	17	26	--	--	--	--	--	--	--
2002-03	CSKA Moscow	Russia	46	14	13	27	30	--	--	--	--	--	--	--
2003-04	Kazan	Russia	57	16	15	31	62	1	0	0	0	0	2	2
2004-05	Kazan	Russia	32	3	4	7	28	--	--	--	--	--	--	--
	Kazan 2	Russia-3	--	10	8	18	--	--	--	--	--	--	--	--
	Nizhnekamsk	Russia	7	5	1	6	4	--	--	--	--	--	--	--
2005-06	Omsk	Russia	30	6	6	12	26	--	--	--	--	--	--	--
	St. Petersburg	Russia	16	4	10	14	6	3	0	0	0	0	0	0
2006-07	St. Petersburg	Russia	45	11	15	26	66	3	0	2	2	2	0	0
2007-08	St. Petersburg 2	Russia-3	12	9	9	18	6	--	--	--	--	--	--	--
	Spartak Moscow	Russia	32	11	6	17	40	5	4	3	7	2	2	2
2008-09	Spartak Moscow	KHL	47	13	14	27	38	6	1	3	4	2	2	2

(a) Drafted by the Flyers in the third round (94th overall) of the 2000 NHL Entry Draft.



## JEREMY DUCHESNE

**BIRTHDATE:** October 17, 1986 **BIRTHPLACE:** Silver Spring, Maryland

**POSITION:** Goaltender **HT:** 6'0" **WT:** 218

### CAREER RECORD

YEAR	TEAM	LEAGUE	REGULAR SEASON							PLAYOFFS						
			GP	MINs	GA	SO	AVG.	W	L	T/O	GP	MINs	GA	SO	AVG.	L
2003-04	Victoriaville	QMJHL	17	870	60	0	4.14	3	8	1	--	--	--	--	--	--
2004-05	Victoriaville	QMJHL	15	711	41	2	3.46	2	9	0	--	--	--	--	--	--
	Halifax	QMJHL	18	921	23	3	1.5	12	0	2	12	723	33	1	2.74	8
2005-06	Halifax (a)	QMJHL	55	3175	185	4	3.5	25	29	0	11	626	34	1	3.26	5
2006-07	Halifax	QMJHL	28	1580	97	1	3.68	12	15	0	--	--	--	--	--	--
	Val d'Or	QMJHL	24	1356	66	1	2.92	13	10	0	18	1157	56	0	2.90	11
2007-08	Dayton	ECHL	31	1838	91	1	2.97	13	13	5	--	--	--	--	--	--
	Philadelphia	AHL	2	80	6	0	4.5	1	0	0	--	--	--	--	--	--
2008-09	Mississippi	ECHL	14	718	57	1	4.77	3	7	2	--	--	--	--	--	--
	South Carolina	ECHL	5	206	17	0	4.94	2	2	0	--	--	--	--	--	--
	<b>QMJHL TOTALS</b>		<b>157</b>	<b>8613</b>	<b>472</b>	<b>11</b>	<b>3.2</b>	<b>67</b>	<b>71</b>	<b>3</b>	<b>41</b>	<b>2506</b>	<b>123</b>	<b>2</b>	<b>2.97</b>	<b>24</b>
	<b>AHL TOTALS</b>		<b>2</b>	<b>80</b>	<b>6</b>	<b>0</b>	<b>4.5</b>	<b>1</b>	<b>0</b>	<b>0</b>	<b>--</b>	<b>--</b>	<b>--</b>	<b>--</b>	<b>--</b>	<b>--</b>
	<b>ECHL TOTALS</b>		<b>19</b>	<b>924</b>	<b>74</b>	<b>1</b>	<b>4.86</b>	<b>5</b>	<b>9</b>	<b>2</b>	<b>--</b>	<b>--</b>	<b>--</b>	<b>--</b>	<b>--</b>	<b>--</b>
	<b>PRO TOTALS</b>		<b>21</b>	<b>1004</b>	<b>80</b>	<b>1</b>	<b>4.68</b>	<b>6</b>	<b>9</b>	<b>2</b>	<b>--</b>	<b>--</b>	<b>--</b>	<b>--</b>	<b>--</b>	<b>--</b>

(a) Drafted by Philadelphia in the fourth round (119th overall) of the 2005 NHL Entry Draft.

## TRAVIS GAWRYLETZ


**BIRTHDATE:** November 2, 1985 **BIRTHPLACE:** Trail, British Columbia

**POSITION:** Defense **HT:** 6'2" **WT:** 200

### CAREER RECORD

YEAR	TEAM	LEAGUE	GP	REGULAR SEASON				PIM	PLAYOFFS				
				G	A	PTS			GP	G	A	PTS	PIM
2002-03	Trail	BCHL	56	4	28	32		42	14	6	6	12	10
2003-04	Trail (a)	BCHL	51	9	21	30		51	10	1	3	4	6
2004-05	Minnesota-Duluth	WCHA	35	4	1	5		26	--	--	--	--	--
2005-06	Minnesota-Duluth	WCHA	32	0	7	7		12	--	--	--	--	--
2006-07	Minnesota-Duluth	WCHA	37	0	5	5		57	--	--	--	--	--
2007-08	Minnesota-Duluth	WCHA	36	1	5	6		30	--	--	--	--	--
2008-09	Elmira	ECHL	56	2	14	16		40	11	0	2	2	8

(a) Drafted by the Flyers in the eighth round (253rd overall) of the 2004 NHL Entry Draft.



## MARIO KEMPE


**BIRTHDATE:** September 19, 1988 **BIRTHPLACE:** Kramfors, Sweden

**POSITION:** Right Wing **HT:** 6'0" **WT:** 180

### CAREER RECORD

			REGULAR SEASON					PLAYOFFS				
YEAR	TEAM	LEAGUE	GP	G	A	PTS	PIM	GP	G	A	PTS	PIM
2004-05	MODO U18	Sweden-U18	14	5	7	12	40	4	1	1	2	4
2005-06	MODO U18	Sweden-U18	6	4	2	6	29	2	0	2	2	0
	MODO Jr.	Sweden-Jr	36	20	12	32	16	2	0	0	0	10
2006-07	St. John's (a)	QMJHL	62	23	19	42	51	4	0	0	0	2
2007-08	St. John's	QMJHL	48	25	24	49	36	6	4	3	7	8
2008-09	Rogle Angelholm	SEL	30	2	8	10	8	--	--	--	--	--
	Philadelphia	AHL	5	0	0	0	2	3	0	0	0	2

(a) Drafted by the Flyers in the fifth round (122nd overall) of the 2007 NHL Entry Draft.



## GARRETT KLOTZ

**BIRTHDATE:** November 27, 1988 **BIRTHPLACE:** Regina, Saskatchewan

**POSITION:** Left Wing **HT:** 6'6" **WT:** 225

### CAREER RECORD

		REGULAR SEASON							PLAYOFFS				
YEAR	TEAM	LEAGUE	GP	G	A	PTS	PIM	GP	G	A	PTS	PIM	
2005-06	Red Deer	WHL	35	2	0	2	26	--	--	--	--	--	
2006-07	Saskatoon (a)	WHL	63	2	2	4	107	--	--	--	--	--	
2007-08	Saskatoon	WHL	52	1	3	4	96	--	--	--	--	--	
2008-09	Philadelphia	AHL	36	0	1	1	59	--	--	--	--	--	
WHL TOTALS			150	5	5	10	229	--	--	--	--	--	
PRO TOTALS			36	0	1	1	59	--	--	--	--	--	

(a) Drafted by the Flyers in the 3rd round (66th overall) of the 2007 NHL Entry Draft.



## JAKUB KOVAR


**BIRTHDATE:** July 19, 1988 **BIRTHPLACE:** Pisek, Czech Republic

**POSITION:** Goaltender **HT:** 6'0" **WT:** 190

### CAREER RECORD

YEAR	TEAM	LEAGUE	REGULAR SEASON							PLAYOFFS						
			GP	MINS	GA	SO	AVG.	W	L	T/O	GP	MINS	GA	SO	AVG.	L
2004-05	Pisek U17	CzRep-U17	40	2,298	137	4	3.58	--	--	--	--	--	--	--	--	--
2005-06	C. Budejovice Jr. (a)	CzRep-Jr.	19	1048	39	2	2.23	--	--	--	5	304	8	0	1.58	--
2006-07	C. Budejovice Jr.	CzRep-Jr.	38	2231	77	3	2.07	--	--	--	3	160	16	0	6.00	--
2007-08	Oshawa	OHL	16	917	48	0	3.14	12	3	0	--	--	--	--	--	--
	Windsor	OHL	20	1194	68	1	3.42	14	3	3	4	188	13	0	4.15	1
2008-09	C. Budejovice	CzRep	25	1355	63	0	2.79	--	--	--	--	--	--	--	--	--

(a) Drafted by the Flyers in the fourth round (109th overall) of the 2006 NHL Entry Draft.



## DAVID LABRECQUE


**BIRTHDATE:** January 27, 1990 **BIRTHPLACE:** Vanier, Quebec

**POSITION:** Center **HT:** 6'0" **WT:** 170

### CAREER RECORD

YEAR	TEAM	LEAGUE	GP	REGULAR SEASON				PIM	PLAYOFFS				
				G	A	PTS	PIM		GP	G	A	PTS	PIM
2006-07	Shawinigan	QMJHL	4	1	0	1	0	--	--	--	--	--	--
2007-08	Shawinigan	QMJHL	22	4	7	11	26	5	1	2	3	6	6
2008-09	Shawinigan	QMJHL	59	13	48	61	76	20	3	16	19	34	34
<b>JUNIOR TOTALS</b>			<b>85</b>	<b>18</b>	<b>55</b>	<b>73</b>	<b>102</b>	<b>25</b>	<b>4</b>	<b>18</b>	<b>22</b>	<b>40</b>	

(a) Drafted by the Flyers in the sixth round (153rd overall) of the 2009 NHL Entry Draft.



## DAVID LALIBERTE


**BIRTHDATE:** March 17, 1986 **BIRTHPLACE:** St-Liboire, Quebec

**POSITION:** Right Wing **HT:** 6'1" **WT:** 198

### CAREER RECORD

YEAR			TEAM			LEAGUE			GP	REGULAR SEASON				PIM	PLAYOFFS				PIM
						G	A	PTS		G	A	PTS							
2002-03	Montreal		QMJHL	66	15	14	29	10		6	3	0	3	2					
2003-04	PEI (a)		QMJHL	70	21	22	43	51		11	1	3	4	6					
2004-05	PEI		QMJHL	41	23	13	36	36		--	--	--	--	--					
2005-06	PEI		QMJHL	34	12	11	23	41		6	3	1	4	6					
2006-07	PEI		QMJHL	68	50	48	98	86		7	5	4	9	4					
2007-08	Philadelphia		AHL	27	3	6	9	13		--	--	--	--	--					
	Wheeling		ECHL	27	10	14	24	16		--	--	--	--	--					
2008-09	Philadelphia		AHL	70	28	20	48	43		4	0	1	1	4					
JUNIOR TOTALS				279	121	108	229	224		30	12	8	20	18					
AHL TOTALS				97	31	26	57	56		4	0	1	1	4					
ECHL TOTALS				27	10	14	24	16		0	0	0	0	0					
PRO TOTALS				124	41	40	81	72		4	0	1	1	4					

(a) Drafted by the Flyers in the fourth round (124th overall) of the 2004 NHL Entry Draft.



## OLIVER LAURIDSEN

**BIRTHDATE:** March 24, 1989 **BIRTHPLACE:** Gentofte, Denmark

**POSITION:** Defense **HT:** 6'6" **WT:** 220

### CAREER RECORD

YEAR			TEAM	LEAGUE	GP	REGULAR SEASON			PIM	GP	PLAYOFFS			PIM
						G	A	PTS			G	A	PTS	
2005-06			Rogle	SWE JR.	28	1	1	2	32	--	--	--	--	--
2006-07			Linköping	SWE JR.	34	0	2	2	95	5	0	0	0	8
2007-08			Linköping	SWE JR.	35	5	6	11	159	--	--	--	--	--
2008-09			St. Cloud State (a)	WCHA	28	0	1	1	38	--	--	--	--	--
COLLEGIATE TOTALS					28	0	1	1	38	--	--	--	--	--
SWE JR. TOTALS					97	6	9	15	286	5	0	0	0	8

(a) Drafted by the Flyers in the seventh round (196th overall) of the 2009 NHL Entry Draft.



## JOONAS LEHTIVUORI

**BIRTHDATE:** July 19, 1988 **BIRTHPLACE:** Tampere, Finland

**POSITION:** Defense **HT:** 5'11" **WT:** 170

### CAREER RECORD

YEAR	TEAM	LEAGUE	GP	REGULAR SEASON				PIM	GP	PLAYOFFS				PIM
				G	A	PTS				G	A	PTS		
2005-06	Ilves (a)	FIN Jr.	39	9	16	25	22		3	0	0	0		4
	Ilves	FIN	1	0	0	0	0		--	--	--	--		--
2006-07	Ilves	FIN	40	0	0	0	18		4	0	0	0		0
2007-08	Ilves	FIN	48	8	13	21	10		9	1	1	2		2
2008-09	Ilves	FIN	44	4	8	12	16		3	0	0	0		0
<b>FIN TOTALS</b>			<b>133</b>	<b>12</b>	<b>21</b>	<b>33</b>	<b>44</b>		<b>16</b>	<b>1</b>	<b>1</b>	<b>2</b>		<b>2</b>

(a) Drafted by the Flyers in the fourth round (101st overall) of the 2006 NHL Entry Draft.



## KEVIN MARSHALL

**BIRTHDATE:** March 10, 1989 **BIRTHPLACE:** Boucherville, Quebec

**POSITION:** Defense **HT:** 6'1" **WT:** 200

### CAREER RECORD

YEAR	TEAM	LEAGUE	GP	REGULAR SEASON				PIM	GP	PLAYOFFS				PIM
				G	A	PTS				G	A	PTS		
2005-06	Lewiston	QMJHL	60	1	10	11	112		6	0	1	1		14
2006-07	Lewiston (a)	QMJHL	70	5	27	32	141		17	0	7	7		38
2007-08	Lewiston (b)	QMJHL	66	11	24	35	143		6	1	1	2		12
2008-09	Quebec	QMJHL	61	9	29	38	125		17	1	10	11		32
<b>JUNIOR TOTALS</b>			<b>257</b>	<b>26</b>	<b>90</b>	<b>116</b>	<b>521</b>		<b>46</b>	<b>2</b>	<b>19</b>	<b>21</b>		<b>96</b>

(a) Drafted by the Philadelphia Flyers in the second round (41st overall) of the 2007 NHL Entry Draft.

(b) 2007-08 QMJHL - Second All-Star Team.





## JOEY MORMINA

**BIRTHDATE:** June 29, 1982 **BIRTHPLACE:** Montreal, Quebec

**POSITION:** Defense **HT:** 6'6" **WT:** 220

### CAREER RECORD

YEAR			TEAM	LEAGUE	GP	REGULAR SEASON				PTS	PIM	GP	PLAYOFFS				PTS	PIM
						G	A					G	A					
2001-02			Colgate (a)	ECAC	34	2	13	15	28			--	--	--	--	--	--	
2002-03			Colgate	ECAC	40	4	9	13	52			--	--	--	--	--	--	
2003-04			Colgate	ECAC	28	2	10	12	26			--	--	--	--	--	--	
2004-05			Colgate (b)	ECAC	39	8	8	16	50			--	--	--	--	--	--	
2005-06			Manchester	AHL	61	0	13	13	70		7	0	0	0	0	4		
2006-07			Manchester (c)	AHL	62	2	9	11	108		1	0	0	0	0	2		
2007-08			Albany	AHL	77	4	9	13	96		7	0	0	0	0	4		
			Carolina (d)	NHL	1	0	0	0	0		--	--	--	--	--	--		
2008-09			Wilkes-Barre/Scranton (e)	AHL	70	2	9	11	71		12	0	0	0	0	12		
			NHL TOTALS		1	0	0	0	0		--	--	--	--	--	--		
			AHL TOTALS		270	8	40	48	345		27	0	0	0	0	22		
			COLLEGIATE TOTALS		141	16	40	56	156		--	--	--	--	--	--		

(a) Drafted by the Flyers in the sixth round (193rd overall) of the 2002 NHL Entry Draft

(b) Signed as a free agent by Los Angeles on August 24, 2005.

(c) Signed as a free agent by Carolina on July 2, 2007.

(d) Signed as a free agent by Pittsburgh on July 10, 2008.

(e) Signed as a free agent by the Flyers on July 9, 2009.



## ADAM MORRISON


**BIRTHDATE:** February 9, 1991 **BIRTHPLACE:** Edmonton, Alberta

**POSITION:** Goaltender **HT:** 6'3" **WT:** 166

### CAREER RECORD

YEAR	TEAM	LEAGUE	GP	MINS	REGULAR SEASON							GP	MINS	PLAYOFFS						
					GA	SO	AVG.	W	L	T/O				GA	SO	AVG.	W	L		
2008-09	Saskatoon (a)	WHL	13	746	31	1	2.49	9	1	1		--	--	--	--	--	--	--	--	
	<b>JUNIOR TOTALS</b>		<b>13</b>	<b>746</b>	<b>31</b>	<b>1</b>	<b>2.49</b>	<b>9</b>	<b>1</b>	<b>1</b>		<b>--</b>	<b>--</b>	<b>--</b>	<b>--</b>	<b>--</b>	<b>--</b>	<b>--</b>	<b>--</b>	

(a) Drafted by the Flyers in the third round (81st overall) of the 2009 NHL Entry Draft.



## BRAD PHILLIPS

**BIRTHDATE:** April 22, 1989 **BIRTHPLACE:** Allen Park, Michigan

**POSITION:** Goaltender **HT:** 6'2" **WT:** 163

### CAREER RECORD

YEAR	TEAM	LEAGUE	REGULAR SEASON							PLAYOFFS						
			GP	MIN	GA	SO	AVG.	W	L	T/O	GP	MIN	GA	SO	AVG.	L
2004-05	Detroit	MWEHL	38	--	50	10	1.32	32	3	--	--	--	--	--	--	--
2005-06	USNTDP	NAHL	21	1261	51	0	2.43	12	6	--	4	254	12	0	2.83	1
	USNTDP	U17	13	610	28	--	2.75	8	5	--	--	--	--	--	--	--
2006-07	USNTDP (a)	NAHL	11	660	24	2	2.18	8	3	--	1	60	3	0	3.00	1
	USNTDP	U18	12	706	29	0	2.46	7	1	--	--	--	--	--	--	--
2007-08	Notre Dame	CCHA	5	275	7	1	1.53	4	1	--	--	--	--	--	--	--
2008-09	Notre Dame	CCHA	INJURED													
<b>COLLEGIATE TOTALS</b>			<b>5</b>	<b>275</b>	<b>7</b>	<b>1</b>	<b>1.53</b>	<b>4</b>	<b>1</b>	--	--	--	--	--	--	--
<b>JUNIOR TOTALS</b>			<b>32</b>	<b>1921</b>	<b>75</b>	<b>2</b>	<b>2.34</b>	<b>20</b>	<b>9</b>	--	<b>5</b>	<b>314</b>	<b>15</b>	<b>0</b>	<b>2.87</b>	<b>1</b>

(a) Drafted by the Flyers in the seventh round (182nd overall) of the 2007 NHL Entry Draft.

## ANDREI POPOV


**BIRTHDATE:** July 15, 1988 **BIRTHPLACE:** Chelyabinsk, Russia

**POSITION:** Right Wing **HT:** 6'0" **WT:** 187

### CAREER RECORD

YEAR	TEAM	LEAGUE	GP	REGULAR SEASON				PIM	GP	PLAYOFFS				PIM
				G	A	PTS				G	A	PTS		
2003-04	Chelyabinsk 2	Russia-3	6	3	0	3	4	--	--	--	--	--	--	--
2004-05	Chelyabinsk 2	Russia-3	17	7	1	8	4	--	--	--	--	--	--	--
2005-06	Chelyabinsk-2	Russia-3	2	1	4	5	0	--	--	--	--	--	--	--
	Chelyabinsk (a)	Russia-2	37	8	8	16	26	5	2	0	2	2	2	2
2006-07	Chelyabinsk-2	Russia-3	2	1	1	2	0	--	--	--	--	--	--	--
	Chelyabinsk	Russia	44	2	10	12	36	--	--	--	--	--	--	--
2007-08	Chelyabinsk 2	Russia-3	6	4	3	7	4	--	--	--	--	--	--	--
	Chelyabinsk	Russia	33	5	2	7	12	2	0	0	0	0	4	4
2008-09	Chelyabinsk	KHL	54	4	5	9	38	3	0	0	0	0	0	0

(a) Drafted by the Flyers in the seventh round (205th overall) of the 2006 NHL Entry Draft.



## MICHAEL RATCHUK

**BIRTHDATE:** February 20, 1988 **BIRTHPLACE:** Buffalo, New York


**POSITION:** Defense **HT:** 5'10" **WT:** 180

### CAREER RECORD

YEAR	TEAM	LEAGUE	GP	REGULAR SEASON				PIM	GP	PLAYOFFS				PIM
				G	A	PTS				G	A	PTS		
2004-05	USNTDP	U-17	15	1	4	5		16	--	--	--	--		--
	USNTDP	NAHL	33	3	6	9		14	4	0	1	1		6
2005-06	USNTDP	U-18	39	8	14	22		52	--	--	--	--		--
	USNTDP (a)	NAHL	16	4	4	8		4	--	--	--	--		--
2006-07	Michigan State (b)	CCHA	40	4	8	12		28	--	--	--	--		--
2007-08	Michigan State	CCHA	42	6	19	25		48	--	--	--	--		--
2007-08	Philadelphia	AHL	3	1	2	3		2	5	0	1	1		0
2008-09	Philadelphia	AHL	77	5	12	17		44	4	0	1	1		2
<b>COLLEGIATE TOTALS</b>			<b>82</b>	<b>10</b>	<b>27</b>	<b>37</b>		<b>76</b>	--	--	--	--		--
<b>AHL TOTALS</b>			<b>80</b>	<b>6</b>	<b>14</b>	<b>20</b>		<b>46</b>	<b>9</b>	<b>0</b>	<b>2</b>	<b>2</b>		<b>2</b>

(a) Drafted by the Flyers in the second round (42nd overall) of the 2006 NHL Entry Draft.

(b) Member of Michigan State's 2007 national championship team.



## ZAC RINALDO

**BIRTHDATE:** June 15, 1990 **BIRTHPLACE:** Mississauga, Ontario

**POSITION:** Center **HT:** 5'11" **WT:** 169

### CAREER RECORD

YEAR	TEAM	LEAGUE	GP	REGULAR SEASON				PIM	GP	PLAYOFFS				PIM
				G	A	PTS				G	A	PTS		
2006-07	St. Michael's	OHL	6	0	0	0		2	--	--	--	--		--
2007-08	Mississauga (a)	OHL	63	7	7	14		191	4	0	0	0		9
2008-09	Mississauga	OHL	34	6	7	13		112	--	--	--	--		--
	London (b)	OHL	22	4	13	17		89	8	1	1	2		26
<b>JUNIOR TOTALS</b>			<b>125</b>	<b>17</b>	<b>27</b>	<b>44</b>		<b>394</b>	<b>12</b>	<b>1</b>	<b>1</b>	<b>2</b>		<b>35</b>

(a) Drafted by the Flyers in the sixth round (178th overall) of the 2008 NHL Entry Draft.

(b) Signed by the Flyers to a three year entry-level contract on August 11, 2009.



## NICOLA RIOPEL

**BIRTHDATE:** February 20, 1989 **BIRTHPLACE:** St. Pie De Bagot, Quebec

**POSITION:** Goaltender **HT:** 6'0" **WT:** 175

### CAREER RECORD

YEAR	TEAM	LEAGUE	REGULAR SEASON							PLAYOFFS						
			GP	MIN	GA	SO	AVG.	W	L	T/O	GP	MIN	GA	SO	AVG.	L
2006-07	Moncton	QMJHL	37	1914	107	1	3.35	17	12	--	4	185	16	0	5.19	3
2007-08	Moncton	QMJHL	47	2662	135	1	3.04	15	29	--	--	--	--	--	--	--
2008-09	Moncton (a)(b)(c)	QMJHL	59	3487	117	5	2.01	43	15	--	10	620	21	2	2.03	5
<b>JUNIOR TOTALS</b>			<b>143</b>	<b>8063</b>	<b>359</b>	<b>7</b>	<b>2.67</b>	<b>75</b>	<b>56</b>	<b>--</b>	<b>14</b>	<b>805</b>	<b>37</b>	<b>2</b>	<b>2.76</b>	<b>8</b>

(a) Drafted by the Flyers in the 5th round (142nd overall) in the 2009 NHL Entry Draft.

(b) Signed by the Flyers to a one-year minor league contract on August 11, 2009.

(c) QMJHL First All-Star Team.

## KONSTANTIN RUDENKO

**BIRTHDATE:** July 23, 1981 **BIRTHPLACE:** Ust-Kamenogorsk, USSR

**POSITION:** Left Wing **HT:** 5'11" **WT:** 180

### CAREER RECORD

YEAR	TEAM	LEAGUE	GP	REGULAR SEASON				PIM	GP	PLAYOFFS				PIM
				G	A	PTS				G	A	PTS		
1997-98	Omsk 2	Russia-3	22	7	8	15	4	--	--	--	--	--	--	--
1998-99	Cherepovets (a)	Russia	28	15	9	24	67	--	--	--	--	--	--	--
	Cherepovets 2	Russia-3	3	0	1	1	4	--	--	--	--	--	--	--
1999-00	St. Petersburg 2	Russia-3	7	2	4	6	2	--	--	--	--	--	--	--
	St. Petersburg	Russia	19	1	1	2	10	1	0	0	0	0	0	0
2000-01	Yaroslavl	Russia	18	2	3	5	28	9	2	1	3	8		
2001-02	Yaroslavl 2	Russia-3	2	1	1	2	2	--	--	--	--	--	--	--
	Yaroslavl	Russia	8	0	2	2	12	1	0	0	0	0	0	0
2002-03	Yaroslavl	Russia	20	3	4	7	20	2	0	0	0	0	0	0
2003-04	Yaroslavl	Russia	43	10	12	22	18	3	0	0	0	0	0	0
	Yaroslavl 2	Russia-3	4	4	2	6	4	--	--	--	--	--	--	--
2004-05	Yaroslavl 2	Russia-3	20	13	14	27	42	--	--	--	--	--	--	--
	Yaroslavl	Russia	21	1	0	1	8	2	0	0	0	0	0	0
2005-06	Yaroslavl	Russia	49	11	17	28	55	11	1	2	3	0		
2006-07	Yaroslavl	Russia	35	11	8	19	30	7	2	2	4	6		
2007-08	Yaroslavl	Russia	46	6	16	22	28	7	0	1	1	8		
2008-09	Yaroslavl	KHL	48	10	18	28	26	19	4	8	12	24		

(a) Drafted from Cherepovets by the Flyers in the sixth round (160th overall) of the 1999 NHL Entry Draft.



# DAVID SLOANE

**BIRTHDATE:** April 6, 1985 **BIRTHPLACE:** Ambler, Pennsylvania

**POSITION:** Defense **HT:** 6'4" **WT:** 220

## CAREER RECORD

YEAR	TEAM	LEAGUE	GP	REGULAR SEASON				PIM	PLAYOFFS				
				G	A	PTS			GP	G	A	PTS	PIM
2005-06	Colgate	ECAC	27	4	1	5		16	--	--	--	--	--
2006-07	Colgate	ECAC	35	4	5	9		27	--	--	--	--	--
2007-08	Colgate	ECAC	32	2	3	5		20	--	--	--	--	--
2008-09	Colgate	ECAC	35	0	4	4		37	--	--	--	--	--
	Phantoms	AHL	1	0	0	0		2	--	--	--	--	--
	FLYERS (a) (b)	NHL	1	0	0	0		0	--	--	--	--	--
	<b>NHL TOTALS</b>		<b>1</b>	<b>0</b>	<b>0</b>	<b>0</b>		<b>0</b>	--	--	--	--	--
	<b>AHL TOTALS</b>		<b>1</b>	<b>0</b>	<b>0</b>	<b>0</b>		<b>2</b>	--	--	--	--	--
	<b>COLLEGIATE TOTALS</b>		<b>129</b>	<b>10</b>	<b>13</b>	<b>23</b>		<b>100</b>	--	--	--	--	--

(a) Signed as a free agent by the Flyers on April 9, 2009.

(b) Signed by the Flyers to a one-year minor league contract on August 11, 2009.



# MICHAEL TESLAK


**BIRTHDATE:** December 2, 1985 **BIRTHPLACE:** Fernie, British Columbia

**POSITION:** Goaltender **HT:** 6'2" **WT:** 192

## CAREER RECORD

			REGULAR SEASON								PLAYOFFS							
YEAR	TEAM	LEAGUE	GP	MINs	GA	SO	AVG.	W	L	T/O	GP	MINs	GA	SO	AVG.	W	L	
2003-04	Albion Valley	BCHL	22	1139	77	0	4.05	8	11	--	--	--	--	--	--	--	--	
2004-05	Prince George	BCHL	33	1920	79	1	2.47	21	9	--	--	--	--	--	--	--	--	
2005-06	Michigan Tech	WCHA	26	1437	88	0	3.68	7	14	--	--	--	--	--	--	--	--	
2006-07	Michigan Tech	WCHA	22	1259	42	4	2.00	11	8	--	--	--	--	--	--	--	--	
2007-08	Michigan Tech	WCHA	25	1389	51	1	2.20	8	11	--	--	--	--	--	--	--	--	
	Philadelphia (a)	AHL	5	236	10	0	2.54	2	2	0	1	27	3	0	6.55	0	0	
2008-09	Mississippi	ECHL	1	60	4	0	4.00	0	1	0	--	--	--	--	--	--	--	
	Elmira	ECHL	32	1824	86	1	2.83	17	9	4	10	671	29	1	2.59	4	6	
	Philadelphia	AHL	6	332	18	0	3.25	2	3	--	--	--	--	--	--	--	--	
AHL TOTALS			11	568	28	0	2.96	4	5	0	1	27	3	0	6.67	0	0	
JUNIOR TOTALS			33	1884	90	1	2.87	17	10	4	10	671	29	1	2.59	4	6	

(a) Signed as a free agent by the Flyers on March 19, 2008.



## ERIC WELLWOOD

**BIRTHDATE:** March 6, 1990 **BIRTHPLACE:** Windsor, Ontario

**POSITION:** Left Wing **HT:** 5'11" **WT:** 168

### CAREER RECORD

YEAR	TEAM	LEAGUE	GP	REGULAR SEASON				PIM	GP	PLAYOFFS				PIM
				G	A	PTS				G	A	PTS		
2006-07	Windsor	OHL	23	2	5	7	0	0	--	--	--	--	--	--
2007-08	Windsor	OHL	68	9	7	16	12	12	5	0	0	0	0	2
2008-09	Windsor (a)	OHL	61	16	18	34	12	12	20	10	11	21	12	12
<b>JUNIOR TOTALS</b>			<b>152</b>	<b>27</b>	<b>30</b>	<b>57</b>	<b>24</b>	<b>24</b>	<b>25</b>	<b>10</b>	<b>11</b>	<b>21</b>	<b>14</b>	

(a) Drafted by the Flyers in the sixth round (172nd overall) of the 2009 NHL Entry Draft.

## 2009 FLYERS DRAFT PICK PROFILES

### Flyers 2009 Draft Choices Round-by-Round

RD.	NO.	PLAYER	POS.	HT.	WT.	DOB	PLACE OF BIRTH	2008-09 TEAM	GP	MIN	GAA	SO	SV%
									GP	G	A	PTS	PIM
3	81	Adam Morrison	G	6'3"	166	2/9/91	Edmonton, Alberta	Saskatoon (WHL)	13	746	2.47	1	.907
3	87	Simon Bertilsson	D	6'0"	185	4/19/91	Karlskoga, Sweden	Brynäs (SEL)	30	9	22	31	54
5	142	Nicola Riopel	G	6'0"	170	2/20/89	St. Pie De Bagot, Quebec	Moncton (QMJHL)	59	3487	2.01	5	.931
6	153	Dave Labrecque	C	6'0"	174	1/27/90	Vanier, Quebec	Shawinigan (QMJHL)	59	13	48	61	76
6	172	Eric Wellwood	LW	5'11"	179	3/6/90	Oldcastle, Ontario	Windsor (OHL)	61	16	18	34	12
7	196	Oliver Lauridsen	D	6'6"	220	3/24/89	Gentofte, Denmark	St. Cloud State (WCHA)	28	0	1	1	38



#### ADAM MORRISON

Goaltender (Saskatoon – Western Hockey League) • Third Round – 81st overall

Morrison was selected by the Flyers in the third round (81st overall) of the 2009 NHL Entry Draft... Born on February 9, 1991 in Edmonton, Alberta... 6'3", 166 pounds... Catches left.

As a rookie in 2008-09, he made 13 appearances with the Saskatoon Blades of the Western Hockey League, where he went 9-1-1 with a 2.47 goals-against average, .907 save percentage and one shutout, which he earned in his first career start in the WHL.



#### SIMON BERTILSSON

Defense (Brynäs – Swedish Elite League) • Third Round – 87th overall

Bertilsson was selected by the Flyers in the third round (87th overall) of the 2009 NHL Entry Draft... Born on April 19, 1991 in Karlskoga, Sweden... 6'0", 185-pounds... Shoots left.

In 2008-09, Bertilsson appeared in 21 games for Brynäs of the Swedish Elite League (SEL), recording one assist. He played most of the season for Brynäs in the Swedish Junior Elite League recording 31 points (9G, 22A) in 30 games, helping Brynäs win the league championship. He also played for Team Sweden at the 2009 Under-18 World Championships and is a defensive minded defenseman, who had a plus/minus rating of +5 in the tournament.




#### NICOLA RIOPEL

Goaltender (Moncton – Quebec Major Junior Hockey League) • Fifth Round – 142nd overall

Riopel was selected by the Flyers in the fifth round (142nd overall) of the 2009 NHL Entry Draft... Born on February 20, 1989 in St. Pie De Bagot, Quebec... 6'0", 170 pounds... Catches left.

In 2008-09, Riopel posted a 43-15-0 record along with a 2.01 GAA and .931 save percentage in 59 appearances, including five shutouts with the Moncton Wildcats of the QMJHL. He was awarded the Michel Briere Trophy as the Most Valuable Player in the QMJHL and Jacques Plante Trophy for having the best goals-against average (2.01 – new QMJHL record), and was also named to the QMJHL's First All-Star Team.

Over parts of four seasons in Moncton, Riopel compiled a record of 75-56-0 with a 2.67 GAA, .915 save percentage and seven shutouts in 143 appearances. He has also posted a 6-8 career post-season record with a 2.76 GAA, .914 save percentage and two shutouts in 14 games.




## DAVID LABRECQUE

Center (Shawinigan – Quebec Major Junior Hockey League) • Sixth Round – 153rd overall

Labrecque was selected by the Flyers in the sixth round (153rd overall) of the 2009 NHL Entry Draft... Born on January 27, 1990 in Vanier, Quebec... 6'0", 174 pounds... Shoots left.

In 2008-09, his first full season in the QMJHL, Labrecque recorded 61 points (13G,48A) in 59 games, including a plus/minus rating of +23, with the Shawinigan Cataractes. He finished third on the team in assists (48) and fifth in points (61). He also recorded 19 points (3G,16A) in 20 post-season games to help lead the Cataractes to the QMJHL Final, where they were defeated in seven games by Drummondville. Labrecque led the team in the playoffs in penalty minutes (34) and ranked third in assists (16).

Over parts of three seasons with Shawinigan, Labrecque has a total of 73 points (18G,55A) and 102 penalty minutes in 85 regular season games. He has also recorded 22 points (4G,18A) in 25 career postseason contests.




## ERIC WELLWOOD

Left Wing (Windsor – Ontario Hockey League) • Sixth Round – 172nd overall

Wellwood was selected by the Flyers in the sixth round (172nd overall) of the 2009 NHL Entry Draft... Born on March 6, 1990 in Oldcastle, Ontario... 5'11", 179 pounds... Shoots left.

In 61 games with the Windsor Spitfires, Wellwood recorded 34 points (16G,18A) in 61 regular season games in 2008-09. He also posted 10 goals and 11 assists for 21 points in 20 games to help lead the Spitfires to the OHL Championship, as well as four points (1G,3A) in six games to help Windsor win the 2009 Mastercard Memorial Cup.

Over parts of three seasons with the Spitfires, Wellwood has posted 57 points (27G,30A) in 152 regular season games and 10 goals and 11 assists for 21 points in 25 OHL playoff games.



## OLIVER LAURIDSEN

Defense (St. Cloud State - WCHA) • Seventh Round – 196th overall

Lauridsen was selected by the Flyers in the seventh round (196th overall) of the 2009 NHL Entry Draft... Born on March 24, 1989 in Gentofte, Denmark... 6'6", 220 pounds... Shoots left.

Lauridsen recorded one assist and 38 penalty minutes in 28 games as a Freshman at St. Cloud State University in the Western Collegiate Hockey Association. Lauridsen played for Linköpings HC in the Swedish Elite League during the 2007-08 season, where he had six goals and nine assists for 15 points. He was also a member of Denmark's World Junior teams in 2006 (Under-18 team), 2007 (U-18 team) and 2008 (U-20 team). He earned defensive MVP honors at World Junior tournament.



# ADIRONDACK PHANTOMS HOCKEY CLUB



## OFFICE & ARENA

Glens Falls Civic Center (Hockey Capacity: 4,816)  
1 Civic Center Plaza, Glens Falls, NY 12801  
(518) 480-3355; fax (518) 480-3357  
Website: [www.PhantomsHockey.com](http://www.PhantomsHockey.com)

## PRACTICE FACILITY

Glens Falls Recreation Center (Fire Road Rink)  
1 Fire Road, Glens Falls, NY 12801

## TICKETS

Phantoms Office (518) 480-3355  
Civic Center Box Office (518) 798-0202  
Online - [www.TicketMaster.com](http://www.TicketMaster.com)

## FRONT OFFICE

President	Jim Brooks
President	Rob Brooks
Vice President of Business Operations	Mike Thompson
Director of Ticket Sales	Chris Perez
Director of Corporate Sales	Chris Porreca
Controller	Stephanie Hodgson
Director of Media Relations/Broadcaster	Owen Newkirk
Marketing Manager	Brenna Temple
Community Relations Manager	Anna Marie Travaglini
Account Executive	Dawn Price
Account Executive	Nathaniel Mason

## HOCKEY OPERATIONS

General Manager	Paul Holmgren
Assistant General Manager	Barry Hanrahan
Assistant General Manager	John Paddock
Head Coach	Greg Gilbert
Assistant Coach	Kjell Samuelsson
Director of Hockey Operations	Chris Pryor
Director of Player Development	Don Luce
Director of Player Personnel	Dave Brown
Video Coach	Mike Pacitti
Certified Athletic Trainer	George Sporing
Equipment Manager	Damion Parmelee

## TEAM INFORMATION

Colors	Orange, Black and White
Home Arena	Glens Falls Civic Center
NHL Affiliation	Philadelphia Flyers
ECHL Affiliation	Kalamazoo Wings
Radio Station	WNYQ - Classic Hits Q-101.7 FM
Mascot	Phlex

# **JAMES BROOKS - ROBERT BROOKS**

**Presidents / Majority Owners**



James Brooks and Robert Brooks are co-presidents and the majority owners of Nailers Hockey, LLC which acquired the Wheeling Nailers in June 2003. Robert Brooks serves as governor while James Brooks serves as alternate governor. The brothers are also owners of the Adirondack Phantoms of the American Hockey League and they have been involved in professional sports for many years, holding voting interests in the Pittsburgh Penguins of the National Hockey League; the Pittsburgh Pirates of Major League Baseball; the State College Spikes, the Single-A affiliate of the Pirates; and the Myrtle Beach Pelicans, the Single-A affiliate of the Atlanta



Braves. James Brooks is a certified public accountant and a graduate of Franklin and Marshall College in Lancaster, Pa. James Brooks worked in public accounting for several years with Arthur Andersen LLP in Pittsburgh and he has also spent extensive time working in sports at the major-league level with the Pirates and the Penguins and at the minor-league level with the Wilkes-Barre/Scranton Penguins of the American Hockey League in addition to the Nailers. Robert Brooks is a graduate of Washington and Jefferson College and he received his master of business administration from Duquesne University. Robert Brooks has owned and operated several businesses in Los Angeles, Pittsburgh and Savannah, Ga.

# **GREG GILBERT** | Head Coach – Adirondack Phantoms



Greg Gilbert enters his first season as head coach of the Phantoms after spending the previous three seasons as head coach of the Toronto Marlies, the Toronto Maple Leafs' AHL affiliate, where he compiled a 123-89-10-18 record, including a 39-29-5-7 mark in 2008-09. In just his second season as head coach of the Marlies, Gilbert finished the regular season with a 50-21-3-6 record and led the team to the Western Conference Finals of the Calder Cup Playoffs.

He also spent parts of three seasons as head coach of the Calgary Flames (2000-01 to 2002-03), where he compiled a 42-56-23 record in 121 games. Prior to his days in Calgary, Gilbert spent four seasons as head coach of the AHL's Worcester IceCats (1996-97 to 1999-2000), compiling a 145-121-37-17 record in 320 regular season games, and was awarded the Louis A.R. Pieri Memorial Award as outstanding head coach in the AHL for the 1996-97 season. Overall, Gilbert has a career head coaching record of 268-210-47-35 in 560 games in the AHL.

In addition to his head coaching experience, Gilbert has appeared in over 800 games, over parts of 15 seasons (1981-82 to 1995-96) as a player in the National Hockey League. He was a member of three Stanley Cup Championship teams, helping lead the New York Islanders to the title in 1982 and 1983, while winning his third Stanley Cup with the New York Rangers in 1994.

Gilbert has recorded a total of 150 goals and 228 assists for 378 points and 576 penalty minutes in 837 regular season games with the Islanders (1981-82 to 1988-89), Chicago Blackhawks (1988-89 to 1992-93), Rangers (1993-94) and St. Louis Blues (1994-95 to 1995-96). He has also recorded 50 points (17G,33A) and 162 penalty minutes in 133 Stanley Cup Playoff games.

A native of Mississauga, Ontario, Gilbert was originally selected by the Islanders in the fourth round (80th overall) in the 1980 NHL Entry Draft.

# 2008-09 FINAL NHL REGULAR SEASON STANDINGS

## EASTERN CONFERENCE

### NORTHEAST DIVISION

	GP	W	L	OT	GF	GA	PTS
x-BOSTON (1)	82	53	19	10	274	196	116
x-MONTREAL (8)	82	41	30	11	249	247	93
BUFFALO (10)	82	41	32	9	250	234	91
OTTAWA (11)	82	36	35	11	217	237	83
TORONTO (12)	82	34	35	13	250	293	81

### ATLANTIC DIVISION

	GP	W	L	OT	GF	GA	PTS
x-NEW JERSEY (3)	82	51	27	4	244	209	106
x-PITTSBURGH (4)	82	45	28	9	264	239	99
x-PHILADELPHIA (5)	82	44	27	11	264	238	99
x-NY RANGERS (7)	82	43	30	9	210	218	95
NY ISLANDERS (15)	82	26	47	9	201	279	61

### SOUTHEAST DIVISION

	GP	W	L	OT	GF	GA	PTS
x-WASHINGTON (2)	82	50	24	8	272	245	108
x-CAROLINA (6)	82	45	30	7	239	226	97
FLORIDA (9)	82	41	30	11	234	231	93
ATLANTA (13)	82	35	41	6	257	280	76
TAMPA BAY (14)	82	24	40	18	210	279	66

## WESTERN CONFERENCE

### CENTRAL DIVISION

	GP	W	L	OT	GF	GA	PTS
x-DETROIT (2)	82	51	21	10	295	244	112
x-CHICAGO (4)	82	46	24	12	264	216	104
x-ST. LOUIS (6)	82	41	31	10	233	233	92
x-COLUMBUS (7)	82	41	31	10	226	230	92
NASHVILLE (10)	82	40	34	8	213	233	88

### PACIFIC DIVISION

	GP	W	L	OT	GF	GA	PTS
x-SAN JOSE (1)	82	53	18	11	257	204	117
x-ANAHEIM (8)	82	42	33	7	245	238	91
DALLAS (12)	82	36	35	11	230	257	83
PHOENIX (13)	82	36	39	7	208	252	79
LOS ANGELES (14)	82	34	37	11	207	234	79

### NORTHWEST DIVISION

	GP	W	L	OT	GF	GA	PTS
x-VANCOUVER (3)	82	45	27	10	246	220	100
x-CALGARY (5)	82	46	30	6	254	248	98
MINNESOTA (9)	82	40	33	9	219	200	89
EDMONTON (11)	82	38	35	9	234	248	85
COLORADO (15)	82	32	45	5	199	257	69

X = CLINCHED PLAYOFF SPOT

## 2008-09 NHL SCORING LEADERS

PLAYER	TEAM	GP	G	A	PTS
EVGENI MALKIN	PITTSBURGH	82	35	78	113
ALEXANDER OVECHKIN	WASHINGTON	79	56	54	110
SIDNEY CROSBY	PITTSBURGH	77	33	70	103
PAVEL DATSYUK	DETROIT	81	32	65	97
ZACH PARISE	NEW JERSEY	82	45	49	94
ILYA KOVALCHUK	ATLANTA	79	43	48	91
RYAN GETZLAF	ANAHEIM	81	25	66	91
JAROME IGINLA	CALGARY	82	35	54	89
MARC SAVARD	BOSTON	82	25	63	88
NICKLAS BACKSTROM	WASHINGTON	82	22	66	88
JOE THORNTON	SAN JOSE	82	25	61	86
JEFF CARTER	PHILADELPHIA	82	46	38	84
MIKE CAMMALLERI	CALGARY	81	39	43	82
DANIEL SEDIN	VANCOUVER	82	31	51	82
HENRIK SEDIN	VANCOUVER	82	22	60	82
MIKE RICHARDS	PHILADELPHIA	79	30	50	80
MARTIN ST. LOUIS	TAMPA BAY	82	30	50	80
RICK NASH	COLUMBUS	78	40	39	79
ALEXANDER SEMIN	WASHINGTON	62	34	45	79
PATRIK ELIAS	NEW JERSEY	77	31	47	78
MIKE RIBEIRO	DALLAS	82	22	56	78
MARTIN HAVLAT	CHICAGO	81	29	48	77
RAY WHITNEY	CAROLINA	82	24	53	77
VYACHESLAV KOZLOV	ATLANTA	82	26	50	76
ERIC STAAL	CAROLINA	82	40	35	75

## 2008-09 NHL DEFENSEMEN SCORING LEADERS

PLAYER	TEAM	GP	G	A	PTS
MIKE GREEN	WASHINGTON	68	31	42	73
ANDREI MARKOV	MONTREAL	78	12	52	64
NICKLAS LIDSTROM	DETROIT	78	16	43	59
SCOTT NIEDERMAYER	ANAHEIM	82	14	45	59
BRIAN RAFALSKI	DETROIT	78	10	49	59
DAN BOYLE	SAN JOSE	77	16	41	57
MARK STREIT	NY ISLANDERS	74	16	40	56
SHELDON SOURAY	EDMONTON	81	23	30	53
SHEA WEBER	NASHVILLE	81	23	30	53
BRIAN CAMPBELL	CHICAGO	82	7	45	52
NIKLAS KRONVALL	DETROIT	80	6	45	51
ZDENO CHARA	BOSTON	80	19	31	50
DENNIS WIDEMAN	BOSTON	79	13	37	50
CHRIS PRONGER	ANAHEIM	82	11	37	48
DION PHANEUF	CALGARY	80	11	36	47
ROBERT BLAKE	SAN JOSE	73	10	35	45
JAROSLAV SPACEK	BUFFALO	80	8	37	45
RYAN SUTER	NASHVILLE	82	7	38	45
TOM GILBERT	EDMONTON	82	5	40	45
DUNCAN KEITH	CHICAGO	77	8	36	44
KEVIN BIEKSA	VANCOUVER	72	11	32	43
KIMMO TIMONEN	PHILADELPHIA	77	3	40	43

# 2008-09 FINAL NHL REGULAR SEASON STANDINGS

## 2008-09 NHL GOAL LEADERS

NAME	TEAM	GP	G
ALEXANDER OVECHKIN	WASHINGTON	79	56
<b>JEFF CARTER</b>	<b>PHILADELPHIA</b>	<b>82</b>	<b>46</b>
ZACH PARISE	NEW JERSEY	82	45
ILYA KOVALCHUK	ATLANTA	79	43
THOMAS VANEK	BUFFALO	73	40
MARIAN HOSSA	DETROIT	74	40
RICK NASH	COLUMBUS	78	40
ERIC STAAL	CAROLINA	82	40
MIKE CAMMALLERI	CALGARY	81	39
DANY HEATLEY	OTTAWA	82	39
PATRICK MARLEAU	SAN JOSE	76	38
PHIL KESSEL	BOSTON	70	36
LOUI ERIKSSON	DALLAS	82	36
JAROME IGINLA	CALGARY	82	35
EVGENI MALKIN	PITTSBURGH	82	35
ALEXANDER SEMIN	WASHINGTON	62	34
JOHAN FRANZEN	DETROIT	71	34
<b>SIMON GAGNE</b>	<b>PHILADELPHIA</b>	<b>79</b>	<b>34</b>
JONATHAN TOEWS	CHICAGO	82	34

## 2008-09 NHL ASSISTS LEADERS

NAME	TEAM	GP	A
EVGENI MALKIN	PITTSBURGH	82	78
SIDNEY CROSBY	PITTSBURGH	77	70
RYAN GETZLAF	ANAHEIM	81	66
NICKLAS BACKSTROM	WASHINGTON	82	66
PAVEL DATSYUK	DETROIT	81	65
MARC SAVARD	BOSTON	82	63
JOE THORNTON	SAN JOSE	82	61
HENRIK SEDIN	VANCOUVER	82	60
MIKE RIBEIRO	DALLAS	82	56
ALEXANDER OVECHKIN	WASHINGTON	79	54
JAROME IGINLA	CALGARY	82	54
RAY WHITNEY	CAROLINA	82	53
ANDREI MARKOV	MONTREAL	78	52
TODD WHITE	ATLANTA	82	51
DANIEL SEDIN	VANCOUVER	82	51
DAVID KREJCI	BOSTON	82	51
DANIEL ALFREDSSON	OTTAWA	79	50
<b>MIKE RICHARDS</b>	<b>PHILADELPHIA</b>	<b>79</b>	<b>50</b>
VYACHESLAV KOZLOV	ATLANTA	82	50
MARTIN ST. LOUIS	TAMPA BAY	82	50

## 2008-09 NHL POWER PLAY GOALS LEADERS

NAME	TEAM	GP	PPG
THOMAS VANEK	BUFFALO	73	20
ALEXANDER OVECHKIN	WASHINGTON	79	19
MIKE CAMMALLERI	CALGARY	81	19
MIKE GREEN	WASHINGTON	68	18
TEEMU SELANNE	ANAHEIM	65	16
BRAD BOYES	ST. LOUIS	82	16
DANY HEATLEY	OTTAWA	82	15
KEITH TKACHUK	ST. LOUIS	79	14
ERIC STAAL	CAROLINA	82	14
ZACH PARISE	NEW JERSEY	82	14
EVGENI MALKIN	PITTSBURGH	82	14
NICKLAS BACKSTROM	WASHINGTON	82	14

## 2008-09 NHL SHORTHANDED GOALS LEADERS

NAME	TEAM	GP	SH
<b>MIKE RICHARDS</b>	<b>PHILADELPHIA</b>	<b>79</b>	<b>7</b>
PATRICK MARLEAU	SAN JOSE	76	5
RICK NASH	COLUMBUS	78	5
SEAN BERGENHEIM	NY ISLANDERS	59	4
*KRIS VERSTEEG	CHICAGO	78	4
<b>SIMON GAGNE</b>	<b>PHILADELPHIA</b>	<b>79</b>	<b>4</b>
MIKKO KOIVU	MINNESOTA	79	4
RADEK DVORAK	FLORIDA	81	4
ALEXANDRE BURROWS	VANCOUVER	82	4
<b>JEFF CARTER</b>	<b>PHILADELPHIA</b>	<b>82</b>	<b>4</b>

## 2008-09 NHL POWER PLAY ASSISTS LEADERS

NAME	TEAM	GP	PPA
SIDNEY CROSBY	PITTSBURGH	77	33
ANDREI MARKOV	MONTREAL	78	32
VYACHESLAV KOZLOV	ATLANTA	82	31
RYAN GETZLAF	ANAHEIM	81	28
NICKLAS BACKSTROM	WASHINGTON	82	28
ALES HEMSKY	EDMONTON	72	27
ALEXANDER OVECHKIN	WASHINGTON	79	27
EVGENI MALKIN	PITTSBURGH	82	27
<b>KIMMO TIMONEN</b>	<b>PHILADELPHIA</b>	<b>77</b>	<b>26</b>
KYLE QUINCEY	LOS ANGELES	72	25
<b>MIKE RICHARDS</b>	<b>PHILADELPHIA</b>	<b>79</b>	<b>25</b>
PAVEL DATSYUK	DETROIT	81	25
CAM BARKER	CHICAGO	68	24
FILIP KUBA	OTTAWA	71	24
DAN BOYLE	SAN JOSE	77	24
ILYA KOVALCHUK	ATLANTA	79	24
CHRIS PRONGER	ANAHEIM	82	24
JOE THORNTON	SAN JOSE	82	24

## 2008-09 NHL SHORTHANDED ASSISTS LEADERS

NAME	TEAM	GP	SHA
MARTY REASONER	ATLANTA	79	5
<b>SIMON GAGNE</b>	<b>PHILADELPHIA</b>	<b>79</b>	<b>4</b>
SCOTT NIEDERMAYER	ANAHEIM	82	4
SCOTT NICHOL	NASHVILLE	43	3
*T.J. OSHIE	ST. LOUIS	57	3
MIKE GRIER	SAN JOSE	62	3
MATT CULLEN	CAROLINA	69	3
COLIN WHITE	NEW JERSEY	71	3
PATRIK ELIAS	NEW JERSEY	77	3
ERIC PERRIN	ATLANTA	78	3
*KRIS VERSTEEG	CHICAGO	78	3
DANIEL ALFREDSSON	OTTAWA	79	3
ROMAN HAMRLIK	MONTREAL	81	3
ZACH PARISE	NEW JERSEY	82	3
TRAVIS ZAJAC	NEW JERSEY	82	3
JORDAN STAAL	PITTSBURGH	82	3

## 2008-09 NHL POWER PLAY POINTS LEADERS

NAME	TEAM	GP	PPP
ALEXANDER OVECHKIN	WASHINGTON	79	46
VYACHESLAV KOZLOV	ATLANTA	82	43
NICKLAS BACKSTROM	WASHINGTON	82	42
EVGENI MALKIN	PITTSBURGH	82	41
SIDNEY CROSBY	PITTSBURGH	77	40
ANDREI MARKOV	MONTREAL	78	39
MIKE GREEN	WASHINGTON	68	38
RYAN GETZLAF	ANAHEIM	81	37
ILYA KOVALCHUK	ATLANTA	79	36
PAVEL DATSYUK	DETROIT	81	36

# 2008-09 FINAL NHL REGULAR SEASON STANDINGS

## 2008-09 NHL SHORTHANDED POINTS LEADERS

NAME	TEAM	GP	SHF
MIKE RICHARDS	PHILADELPHIA	79	9
SIMON GAGNE	PHILADELPHIA	79	8
PATRICK MARLEAU	SAN JOSE	76	7
*KRIS VERSTEEG	CHICAGO	78	7
RICK NASH	COLUMBUS	78	6
MARTY REASONER	ATLANTA	79	6
MIKKO KOIVU	MINNESOTA	79	6
MATT CULLEN	CAROLINA	69	5
PATRIK ELIAS	NEW JERSEY	77	5
ALEXANDRE BURROWS	VANCOUVER	82	5

## 2008-09 NHL GAME-WINNING GOALS LEADERS

NAME	TEAM	GP	GW
JEFF CARTER	PHILADELPHIA	82	12
BRAD BOYES	ST. LOUIS	82	11
PETR SYKORA	PITTSBURGH	76	10
PATRICK MARLEAU	SAN JOSE	76	10
ALEXANDER OVECHKIN	WASHINGTON	79	10

## 2008-09 NHL SHOTS LEADERS

NAME	TEAM	GP	S
ALEXANDER OVECHKIN	WASHINGTON	79	528
ERIC STAAL	CAROLINA	82	372
ZACH PARISE	NEW JERSEY	82	364
JEFF CARTER	PHILADELPHIA	82	342
HENRIK ZETTERBERG	DETROIT	77	309

## 2008-09 NHL SHOOTING PERCENTAGE LEADERS (MIN 82 SHOTS)

NAME	TEAM	GP	G	S	PCTG
RYAN MALONE	TAMPA BAY	70	26	124	21.0
LOUI ERIKSSON	DALLAS	82	36	178	20.2
KYLE WELLWOOD	VANCOUVER	74	18	94	19.1
THOMAS VANEK	BUFFALO	73	40	211	19.0
ANDREW BRUNETTE	MINNESOTA	80	22	118	18.6
ALEXANDER FROLOV	LOS ANGELES	77	32	176	18.2

## 2008-09 NHL SAVE PERCENTAGE LEADERS

GOALTENDER	TEAM	GPI	MINS	GA	SA	SPCTG	W	L	OT
TIM THOMAS	BOSTON	54	3259	114	1694	.933	36	11	7
TOMAS VOKOUN	FLORIDA	59	3324	138	1856	.926	26	23	6
CRAIG ANDERSON	FLORIDA	31	1636	74	977	.924	15	7	5
NIKLAS BACKSTROM	MINNESOTA	71	4088	159	2059	.923	37	24	8
ROBERTO LUONGO	VANCOUVER	54	3181	124	1542	.920	33	13	7

\* Denotes Rookie

## 2008-09 NHL PLUS/MINUS LEADERS

NAME	TEAM	GP	+/-
DAVID KREJCI	BOSTON	82	37
*BLAKE WHEELER	BOSTON	81	36
PAVEL DATSYUK	DETROIT	81	34
DUNCAN KEITH	CHICAGO	77	33
TRAVIS ZAJAC	NEW JERSEY	82	33

## 2008-09 NHL GOALS-AGAINST AVERAGE LEADERS

GOALTENDER	TEAM	GPI	MINS	GA	AVG
TIM THOMAS	BOSTON	54	3259	114	2.10
*STEVE MASON	COLUMBUS	61	3664	140	2.29
NIKLAS BACKSTROM	MINNESOTA	71	4088	159	2.33
NIKOLAI KHABIBULIN	CHICAGO	42	2467	96	2.33
ROBERTO LUONGO	VANCOUVER	54	3181	124	2.34

## 2008-09 NHL WINS LEADERS

GOALTENDER	TEAM	GPI	MINS	W	L	OT
MIikka KIPRUSOFF	CALGARY	76	4418	45	24	5
EVGENI NABOKOV	SAN JOSE	62	3686	41	12	8
CAM WARD	CAROLINA	68	3928	39	23	5
HENRIK LUNDQVIST	NY RANGERS	70	4153	38	25	7
NIKLAS BACKSTROM	MINNESOTA	71	4088	37	24	8

## 2008-09 NHL SHUTOUTS LEADERS

GOALTENDER	TEAM	GPI	MINS	SO	W	L	OT
*STEVE MASON	COLUMBUS	61	3664	10	33	20	7
ROBERTO LUONGO	VANCOUVER	54	3181	9	33	13	7
NIKLAS BACKSTROM	MINNESOTA	71	4088	8	37	24	8
*PEKKA RINNE	NASHVILLE	52	2999	7	29	15	4
EVGENI NABOKOV	SAN JOSE	62	3686	7	41	12	8
TY CONKLIN	DETROIT	40	2246	6	25	11	2
CHRIS MASON	ST. LOUIS	57	3215	6	27	21	7
TOMAS VOKOUN	FLORIDA	59	3324	6	26	23	6
CAM WARD	CAROLINA	68	3928	6	39	23	5
MARTIN BRODEUR	NEW JERSEY	31	1814	5	19	9	3
TIM THOMAS	BOSTON	54	3259	5	36	11	7
RYAN MILLER	BUFFALO	59	3443	5	34	18	6

## 2009 STANLEY CUP PLAYOFF RESULTS

### CONFERENCE QUARTERFINALS

#### Eastern Conference

Boston	4	Montreal	0
Washington	4	NY Rangers	3
Carolina	4	New Jersey	3
Pittsburgh	4	FLYERS	2

#### Western Conference

Anaheim	4	San Jose	2
Detroit	4	Columbus	0
Vancouver	4	St. Louis	0
Chicago	4	Calgary	2

### CONFERENCE SEMIFINALS

#### Eastern Conference

Carolina	4	Boston	3
Pittsburgh	4	Washington	3

#### Western Conference

Detroit	4	Anaheim	3
Chicago	4	Vancouver	2

### CONFERENCE FINALS

#### Eastern Conference

Pittsburgh	4	Carolina	0
------------	---	----------	---

#### Western Conference

Detroit	4	Chicago	1
---------	---	---------	---

### STANLEY CUP FINAL

Pittsburgh	4	Detroit	3
------------	---	---------	---

## 2008-09 NHL AWARD WINNERS

### HART MEMORIAL TROPHY

(Most Valuable Player - Regular Season)  
Alex Ovechkin, Washington Capitals

### JAMES NORRIS MEMORIAL TROPHY

(Best Defenseman)  
Zdeno Chara, Boston Bruins

### VEZINA TROPHY

(Best Goaltender)  
Tim Thomas, Boston Bruins

### FRANK J. SELKE TROPHY

(Best Defensive Forward)  
Pavel Datsyuk, Detroit Red Wings



### CALDER MEMORIAL TROPHY

(Rookie of the Year)  
Steve Mason,  
Columbus Blue  
Jackets

*Columbus Blue Jackets  
goaltender Steve Mason  
poses with the Calder  
Memorial Trophy as the  
NHL's Rookie of the Year.*

### JACK ADAMS AWARD

(Coach of the Year)  
Claude Julien, Boston Bruins

### ART ROSS TROPHY

(Regular Season Scoring Title)  
Evgeni Malkin, Pittsburgh Penguins

### MAURICE "ROCKET" RICHARD TROPHY

(Leading Goal Scorer - Regular Season)  
Alex Ovechkin, Washington Capitals

### WILLIAM M. JENNINGS TROPHY

(Lowest Goals-Against Average - team)  
Tim Thomas/Manny Fernandez, Boston  
Bruins

### BILL MASTERTON MEMORIAL TROPHY

(Perseverance, Sportsmanship and  
Dedication to Hockey)  
Steve Sullivan, Nashville Predators

### KING CLANCY MEMORIAL TROPHY

(Leadership Qualities On and Off the Ice,  
Humanitarian)  
Ethan Moreau, Edmonton Oilers

### LADY BYNG MEMORIAL TROPHY

(Best Sportsmanship and Gentlemanly  
Conduct)  
Pavel Datsyuk, Detroit Red Wings

### LESTER B. PEARSON AWARD

(Most Outstanding Player as voted by fellow  
NHLPA members)  
Alex Ovechkin, Washington Capitals

### CONN SMYTHE TROPHY

(Most Valuable Player - Playoffs)  
Evgeni Malkin, Pittsburgh Penguins

### ALL-ROOKIE TEAM

Goaltender	Steve Mason	Columbus Blue Jackets
Defense	Drew Doughty	Los Angeles Kings
Defense	Luke Schenn	Toronto Maple Leafs
Forward	Patrick Berglund	St. Louis Blues
Forward	Bobby Ryan	Anaheim Ducks
Forward	Kris Versteeg	Chicago Blackhawks

### FIRST ALL-STAR TEAM

Goaltender	Tim Thomas	Boston Bruins
Defense	Zdeno Chara	Boston Bruins
Defense	Mike Green	Washington Capitals
Center	Evgeni Malkin	Pittsburgh Penguins
Right Wing	Jarome Iginla	Calgary Flames
Left Wing	Alex Ovechkin	Washington Capitals

### SECOND ALL-STAR TEAM

Goaltender	Steve Mason	Columbus Blue Jackets
Defense	Dan Boyle	San Jose Sharks
Defense	Nicklas Lidstrom	Detroit Red Wings
Center	Pavel Datsyuk	Detroit Red Wings
Right Wing	Marian Hossa	Detroit Red Wings
Left Wing	Zach Parise	New Jersey Devils

# 2008-09 FLYERS FINAL REGULAR SEASON SCORING

POS	NO.	PLAYER	GP	AVG TOI	G	A	PTS	+/-	PIM	PP	SH	GW	S	PCTG		
C	17	JEFF CARTER	82	20:57	46	38	84	23	68	13	4	12	342	13.5		
C	18	MIKE RICHARDS	79	21:44	30	50	80	22	63	8	7	4	238	12.6		
L	12	SIMON GAGNE	79	19:01	34	40	74	21	42	12	4	3	221	15.4		
L	19	SCOTT HARTNELL	82	17:48	30	30	60	14	143	6	1	5	210	14.3		
R	15	JEFFREY LUPUL	79	15:41	25	25	50	1	58	6	0	4	194	12.9		
R	22	MIKE KNUBLE	82	18:10	27	20	47	5	62	11	0	6	173	15.6		
D	44	KIMMO TIMONEN	77	24:31	3	40	43	19	54	2	0	0	104	2.9		
D	5	BRAYDON COBURN	80	24:37	7	21	28	7	97	3	0	0	130	5.4		
R	28	*CLAUDE GIROUX	42	15:09	9	18	27	10	14	2	0	0	67	13.4		
D	25	MATTHEW CARLE	76	21:23	5	21	26	3	22	0	0	2	85	5.9		
		TB	12	21:57	1	1	2	1	6	0	0	0	13	7.7		
		PHI	64	21:17	4	20	24	2	16	0	0	2	72	5.6		
C	48	DANNY BRIERE	29	15:39	11	14	25	1-	26	4	0	0	54	20.4		
RW	9	SCOTTIE UPSHALL	55	13:12	7	14	21	5	63	2	0	0	126	5.6		
R	45	ARRON ASHAM	78	8:44	8	12	20	0	155	0	0	1	74	10.8		
C	13	GLEN METROPOLIT	55	12:59	4	10	14	1-	15	1	0	0	63	6.3		
L	13	DAN CARCILLO	74	11:31	3	11	14	15-	254	2	0	0	130	2.3		
		PHX	54	11:58	3	7	10	13-	174	2	0	0	95	3.2		
		PHI	20	10:16	0	4	4	2-	80	0	0	0	35	0.0		
D	41	ANDREW ALBERTS	79	15:47	1	12	13	6	61	0	0	0	46	2.2		
C	36	*DARROLL POWE	60	10:32	6	5	11	8-	35	0	0	0	72	8.3		
D	23	OSSI VAANANEN	46	18:27	1	9	10	7	22	0	0	0	18	5.6		
D	6	RANDY JONES	47	19:07	4	4	8	8	22	1	0	2	45	8.9		
D	47	*LUCA SBISA	39	17:28	0	7	7	6-	36	0	0	0	38	.0		
R	14	*ANDREAS NODL	38	11:08	1	3	4	15-	2	0	0	0	33	3.0		
D	77	*RYAN PARENT	31	18:12	0	4	4	3	10	0	0	0	9	.0		
G	43	MARTIN BIRON	55	57:45	0	4	4	0	0	0	0	0	0	.0		
L	46	*JONATHON KALINSKI	12	7:36	1	2	3	2-	0	0	0	1	7	14.3		
L	24	JOSH GRATTON	19	6:14	1	2	3	2-	57	0	0	0	14	7.1		
L	32	RILEY COTE	63	4:09	0	3	3	7-	174	0	0	0	24	.0		
D	3	LASSE KUKKONEN	22	10:42	0	2	2	2-	10	0	0	0	10	.0		
D	26	STEVE EMINGER	12	17:47	0	2	2	0	8	0	0	0	9	.0		
G	30	ANTERO NIITTYMAKI	32	56:24	0	1	1	0	2	0	0	0	0	.0		
L	11	BOYD KANE	1	8:12	0	0	0	0	0	0	0	0	0	.0		
D	29	NATHAN GUENIN	1	13:25	0	0	0	0	0	0	0	0	0	.0		
R	60	*NATE RADUNS	1	6:02	0	0	0	0	0	0	0	0	0	.0		
D	40	*DAVID SLOANE	1	6:44	0	0	0	0	0	0	0	0	0	.0		
D	51	*JAMIE FRITSCH	1	4:34	0	0	0	1	0	0	0	0	0	.0		
D	26	DANNY SYVRET	2	9:25	0	0	0	1-	0	0	0	0	0	.0		
RW	27	STEVE DOWNIE	6	5:57	0	0	0	4-	11	0	0	0	1	.0		
C	42	*JARED ROSS	10	7:44	0	0	0	4-	2	0	0	0	12	.0		
SW#	GOALTENDER		GPI	MINS	GAA	W	L	OT	EN	SO	GA	SA	SV%	G	A	PIM
30	ANTERO NIITTYMAKI		32	1805	2.76	15	8	6	1	1	83	947	.912	0	1	2
43	MARTIN BIRON		55	3177	2.76	29	19	5	2	2	146	1718	.915	0	4	0
GOALTENDING TOTALS			82	5005	2.78	44	27	11	3	3	232	2668	.913			

\* = INDICATES ROOKIE



# FLYERS 2008-09 GAME-BY-GAME SUMMARY: OVERALL

GAME NO.	DATE	OPP	GF	GA	W	L	OT	PTS	RECORD	FLYERS' GOALSCORERS	WINNING GOAL	WINNING GOALTENDER	ATTEND
1	Oct. 11	NYR	3	4		L	0	0-1-0		19s,12,18	ROSZIVAL	VALQUETTE	19,623 +
2	Oct. 13	MON	3	5		L	0	0-2-0		17,18p,12p	LANG	PRICE	19,323
3	Oct. 14	@PIT*	2	3			OT	1	0-2-1	17,12	DUPUIS	FLEURY	16,965
4	Oct. 16	@COL	2	5		L	1	0-3-1		12sps,18p	HEJDUK	RAYCROFT	18,007
5	Oct. 18	@SJ*	4	5			OT	2	0-3-2	48,5,17s,48	BOYLE	NABOKOV	17,496
6	Oct. 22	SJ**	6	7			SO	3	0-3-3	17s,18,9p,15,15,48p	PAVELSKI	NABOKOV	19,072
7	Oct. 24	@NJ	6	3	W			5	1-3-3	17,22p,12p,19,15,19en	HARTNELL	BIRON	15,529
8	Oct. 25	NJ*	3	2	W			7	2-3-3	22,19,17	CARTER	BIRON	19,611 +
9	Oct. 28	@ATL	7	0	W			9	3-3-3	15,22,12s,22p,15p,12,13p	LUPUL	NIITYMAKI	13,207
10	Oct. 30	NYI*	3	2	W			11	4-3-3	22,17,17p	CARTER	BIRON	18,227
11	Nov. 2	EDM	4	5		L	11	4-4-3		22p,5p,17p,12	PENNER	ROLOSON	19,437
12	Nov. 6	@OTT	1	4		L	11	4-5-3		45	HEATLEY	AULD	18,938
13	Nov. 8	TB	1	2		L	11	4-6-3		48p	PROSPAL	SMITH	19,412
14	Nov. 11	@NYI	3	1	W			13	5-6-3	48,18s,44	RICHARDS	BIRON	13,447
15	Nov. 13	@PIT**	4	5			SO	14	5-6-4	17,12s,12s,15p	GOLIGOSKI	SABOURIN	17,132
16	Nov. 15	@MTL	2	1	W			16	6-6-4	9,17	CARTER	BIRON	21,273
17	Nov. 16	ATL	4	3	W			18	7-6-4	12,22,44p,15	LUPUL	NIITYMAKI	19,437
18	Nov. 21	@BUF	3	0	W			20	8-6-4	19,17,17	HARTNELL	BIRON	18,256
19	Nov. 22	PHX*	4	3	W			22	9-6-4	19,22p,17,18	RICHARDS	BIRON	19,520 +
20	Nov. 24	DAL	4	3	W			24	10-6-4	9,22,17,22	KNUBLE	BIRON	19,171
21	Nov. 26	@CAR	3	1	W			26	11-6-4	12,25,12	CARLE	NIITYMAKI	15,057
22	Nov. 28	CAR*	2	3			OT	27	11-6-5	15p,17p	SAMSONOV	WARD	19,587 +
23	Nov. 29	@TOR	2	4		L	27	11-7-5		18,18s	MOORE	TOSKALA	19,387
24	Dec. 2	TB*	4	3	W			29	12-7-5	17p,18s,17p,18p	RICHARDS	BIRON	19,227
25	Dec. 4	NJ*	2	3			OT	30	12-7-6	44p,9p	ELIAS	CLEMMENSEN	19,577 +
26	Dec. 6	@CAR*	2	1	W			32	13-7-6	18s,17	CARTER	NIITYMAKI	14,061
27	Dec. 9	NYI	4	3	W			34	14-7-6	45,36,17,12p	GAGNE	BIRON	19,037
28	Dec. 11	CAR**	6	5	W			36	15-7-6	19p,19,19p,9,12	GAGNE	NIITYMAKI	19,057
29	Dec. 13	PIT	6	3	W			38	16-7-6	15p,22p,18,19,22p,17p	HARTNELL	BIRON	19,811
30	Dec. 16	COL	5	2	W			40	17-7-6	22p,17s,15,18,12p	LUPUL	NIITYMAKI	19,219
31	Dec. 18	@MTL	2	5		L	40	17-8-6		45,5	BEGIN	HALAK	21,273
32	Dec. 20	WSH	7	1	W			42	18-8-6	15,17,17s,19,19p,12p,19	CARTER	NIITYMAKI	19,897 +
33	Dec. 21	@NJ**	2	3			SO	43	18-8-7	17p,15	ZAJAC	CLEMMENSEN	14,426
34	Dec. 23	OTT	6	4	W			45	19-8-7	25,15,17p,14,12,18	GAGNE	NIITYMAKI	19,578 +
35	Dec. 26	@CHI	1	5		L	45	19-9-7		18	SHARP	KHABIBULIN	22,712
36	Dec. 27	@CBJ	0	3		L	45	19-10-7		NONE	HEJDA	MASON	18,402
37	Dec. 30	@VAN	3	2	W			47	20-10-7	17,19,46	KALINKSI	BIRON	18,630
38	Jan. 2	@ANA**	5	4	W			49	21-10-7	23,24,5p,22	RICHARDS	BIRON	17,597
39	Jan. 3	@LA**	1	2			SO	50	21-10-8	19	O'SULLIVAN	QUICK	18,118
40	Jan. 6	@WSH**	1	2			SO	51	21-10-9	5p	KOZLOV	THEODORE	18,277
41	Jan. 8	MIN	3	1	W			53	22-10-9	19,22p,9	KNUBLE	BIRON	19,596 +
42	Jan. 10	TOR	4	1	W			55	23-10-9	18p,17p,41,17	CARTER	BIRON	19,787 +
43	Jan. 13	PIT	2	4		L	55	23-11-9		22,15	STAAL	FLEURY	19,872 +
44	Jan. 15	@TB	1	4		L	55	23-12-9		15p	MESZAROS	SMITH	15,604
45	Jan. 16	@FLA**	3	2	W			57	24-12-9	17,12p	GAGNE	NIITYMAKI	17,827
46	Jan. 21	ATL	5	3	W			59	25-12-9	19,36,6,22,22	KNUBLE	NIITYMAKI	19,766 +
47	Jan. 27	@FLA	2	3		L	59	25-13-9		12,28	BOOTH	VOKOUN	13,904
48	Jan. 30	@TB	6	1	W			61	26-13-9	18,6p,18,17,19,17	JONES	NIITYMAKI	18,120
49	Jan. 31	@STL	0	4		L	61	26-14-9		NONE	MCCLEMENT	MASON	19,150
50	Feb. 4	BOS	1	3		L	61	26-15-9		19	KREJCI	THOMAS	19,748 +
51	Feb. 7	@BOS*	4	3	W			63	27-15-9	12p,13,19p,6ot	JONES	NIITYMAKI	17,565
52	Feb. 8	@ATL	3	2	W			65	28-15-9	17,15,17p	CARTER	NIITYMAKI	14,175

\* = Overtime, \*\* = Shoot Out, p = Power Play Goal, s = Shorthanded Goal,  
OT = Overtime Loss, SO = Shoot Out Loss, + Denotes Sellout

# FLYERS 2008-09 GAME-BY-GAME SUMMARY: OVERALL

GAME NO.	DATE	OPP	GF	GA	W	L	OT	PTS	RECORD	FLYERS' GOALSCORERS	WINNING GOAL	WINNING GOALTENDER	ATTEND
53	Feb. 12	OTT	2	5		L		65	28-16-9	36,18	FOLIGNO	ELLIOT	19,679+
54	Feb. 14	NYI	5	1	W			67	29-16-9	28,19,25,45,12ps	HARTNELL	BIRON	19,789+
55	Feb. 15	@NYR	5	2	W			69	30-16-9	28,18s,25,13,22	CARLE	BIRON	18,200
56	Feb. 19	BUF	6	3	W			71	31-16-9	13,5,18s,22p,18en,36en	KNUBLE	BIRON	19,642+
57	Feb. 21	PIT	4	5		L		71	31-17-9	15,18s,5,22	CROSBY	FLEURY	19,992+*
58	Feb. 24	@WSH	4	2	W			73	32-17-9	28p,19,17,45	CARTER	NIITYMAKI	18,277
59	Feb. 25	LA	2	0	W			75	33-17-9	17p,12en	CARTER	BIRON	19,568+
60	Feb. 27	MTL*	3	4			OT	76	33-17-10	15,18,12	SCHNEIDER	HALAK	19,881+
61	Mar. 1	@NJ	0	3		L		76	33-18-10	NONE	LANGENBRUNNER	BRODEUR	17,625
62	Mar. 2	@BOS	4	2	W			78	34-18-10	9,12,22,12p	KNUBLE	NIITYMAKI	17,020
63	Mar. 5	CGY	1	5		L		78	34-19-10	22	JOKINEN	KIPRUSOFF	19,513
64	Mar. 7	NSH	4	1	W			80	35-19-10	18p,15,15,28	LUPUL	BIRON	19,611+
65	Mar. 10	BUF	5	2	W			82	36-19-10	19p,17,18p,17,19	RICHARDS	BIRON	19,421
66	Mar. 12	WSH	1	2		L		82	36-20-10	22	OVECHKIN	THEODORE	19,728+
67	Mar. 14	NYR	4	2	W			84	37-20-10	19,18,45,45	ASHAM	BIRON	19,836+
68	Mar. 15	@NYR	1	4		L		84	37-21-10	12p	ANTROPOV	LUNDOVIST	18,200
69	Mar. 17	@DET	2	3		L		84	37-22-10	19,15	ZETTERBERG	OSGOOD	20,066
70	Mar. 20	@BUF	6	4	W			86	38-22-10	18p,12p,48,48,22,17	KNUBLE	BIRON	18,690
71	Mar. 22	@PIT	3	1	W			88	39-22-10	12p,19p,36en	HARTNELL	BIRON	17,132
72	Mar. 23	NJ	4	2	W			90	40-22-10	48p,22p,17p,12	CARTER	BIRON	19,762+
73	Mar. 26	FLA	2	4		L		90	40-23-10	17,19	MCLEAN	ANDERSON	19,631+
74	Mar. 28	@NYI**	4	3	W			92	41-23-10	15,19,15	RICHARDS	BIRON	16,234
75	Mar. 29	BOS	3	4		L		92	41-24-10	28,18,12	RECCHI	THOMAS	19,715+
76	Apr. 1	@TOR	2	3		L		92	41-25-10	45,28p	WHITE	JOSEPH	19,340
77	Apr. 3	TOR	8	5	W			94	42-25-10	6,28,12p,19,17,17,17,48	CARTER	BIRON	19,727+
78	Apr. 4	@OTT**	3	4			SO	95	42-25-11	36ps,18p,12	FISHER	AULD	19,557
79	Apr. 7	FLA	2	1	W			97	43-25-11	15,17	CARTER	BIRON	19,637+
80	Apr. 9	@NYR	1	2		L		97	43-26-11	48p	CALLAHAN	LUNDOVIST	18,200
81	Apr. 11	@NYI	3	2	W			99	44-26-11	15p,22p,12	GAGNE	BIRON	16,234
82	Apr. 12	NYR	3	4		L		99	44-27-11	28,17p,48	BETTS	LUNDOVIST	19,648+

\* = Overtime, \*\* = Shoot Out , p = Power Play Goal, s = Shorthanded Goal,

OT = Overtime Loss, SO = Shoot Out Loss, + Denotes Sellout

# Denotes Largest Regular Season Crowd in Flyers History

# FLYERS 2008-09 GAME-BY-GAME SUMMARY: HOME

GAME NO.	DATE	OPP	GF	GA	W	L	OT	PTS	RECORD	FLYERS' GOALSCORERS	WINNING GOAL	WINNING GOALTENDER	ATTEND
1	Oct. 11	NYR	3	4		L	0	0-1-0		19s,12,18	ROSZIVAL	VALIQUETTE	19,623 +
2	Oct. 13	MON	3	5		L	0	0-2-0		17,18p,12p	LANG	PRICE	19,323
3	Oct. 22	SJ**	6	7			SO	1	0-2-1	17s,18,9p,15,15,48p	PAVELSKI	NABOKOV	19,072
4	Oct. 25	NJ*	3	2	W			3	1-2-1	22,19,17	CARTER	BIRON	19,611 +
5	Oct. 30	NYI*	3	2	W			5	2-2-1	22,17,17p	CARTER	BIRON	18,227
6	Nov. 2	EDM	4	5		L		5	2-3-1	22p,5p,17p,12	PENNER	ROLOSON	19,437
7	Nov. 8	TB	1	2		L		5	2-4-1	48p	PROSPAL	SMITH	19,412
8	Nov. 16	ATL	4	3	W			7	3-4-1	12,22,44p,15	LUPUL	NIITYMAKI	19,437
9	Nov. 22	PHX*	4	3	W			9	4-4-1	19,22p,17,18	RICHARDS	BIRON	19,520
10	Nov. 24	DAL	4	3	W			11	5-4-1	9,22,17,22	KNUBLE	BIRON	19,171
11	Nov. 28	CAR*	2	3			OT	12	5-4-2	15p,17p	SAMSONOV	WARD	19,587 +
12	Dec. 2	TB*	4	3	W			14	6-4-2	17p,18s,17p,18p	RICHARDS	BIRON	19,227
13	Dec. 4	NJ	2	3			OT	15	6-4-3	44p,9p	ELIAS	CLEMMENSEN	19,577 +
14	Dec. 9	NYI	4	3	W			17	7-4-3	45,36,17,12p	GAGNE	BIRON	19,037
15	Dec. 11	CAR**	6	5	W			19	8-4-3	19p,19,19p,9,12	GAGNE	NIITYMAKI	19,057
16	Dec. 13	PIT	6	3	W			21	9-4-3	15p,22p,18,19,22p,17p	HARTNELL	BIRON	19,811 +
17	Dec. 16	COL	5	2	W			23	10-4-3	22p,17s,15,18,12p	LUPUL	NIITYMAKI	19,219
18	Dec. 20	WSH	7	1	W			25	11-4-3	15,17,17s,19,19p,12p,19	CARTER	NIITYMAKI	19,897 +
19	Dec. 23	OTT	6	4	W			27	12-4-3	25,15,17p,14,12,18	GAGNE	NIITYMAKI	19,578 +
20	Jan. 8	MIN	3	1	W			29	13-4-3	19,22p,9	KNUBLE	BIRON	19,596 +
21	Jan. 10	TOR	4	1	W			31	14-4-3	18,17p,41,17	CARTER	BIRON	19,787 +
22	Jan. 13	PIT	2	4		L		31	14-5-3	22,15	STAAL	FLEURY	19,872 +
23	Jan. 21	ATL	5	3	W			33	15-5-3	19,36,6,22,22	KNUBLE	NIITYMAKI	19,766 +
24	Feb. 4	BOS	1	3		L		33	15-6-3	19	KREJCI	THOMAS	19,748 +
25	Feb. 12	OTT	2	5		L		33	15-7-3	36,18	FOLIGNO	ELLIOT	19,679 +
26	Feb. 14	NYI	5	1	W			35	16-7-3	28,19,25,45,12ps	HARTNELL	BIRON	19,789 +
27	Feb. 19	BUF	6	3	W			37	17-7-3	13,5,18s,22p,18en,36en	KNUBLE	BIRON	19,642 +
28	Feb. 21	PIT	4	5		L		37	17-8-3	15,18s,5,22	CROSBY	FLEURY	19,992+#
29	Feb. 25	LA	2	0	W			39	18-8-3	17p,12en	CARTER	BIRON	19,568 +
30	Feb. 27	MTL*	3	4			OT	40	18-8-4	15,18,12	SCHNEIDER	HALAK	19,881 +
31	Mar. 5	CGY	1	5		L		40	18-9-4	22	JOKINEN	KIPRUSOFF	19,513
32	Mar. 7	NSH	4	1	W			42	19-9-4	18p,15,15,28	LUPUL	BIRON	19,611 +
33	Mar. 10	BUF	5	2	W			44	20-9-4	19p,17,18p,17,19	RICHARDS	BIRON	19,421
34	Mar. 12	WSH	1	2		L		44	20-10-4	22	OVECHKIN	THEODORE	19,728 +
35	Mar. 14	NYR	4	2	W			46	21-10-4	19,18,45,45	ASHAM	BIRON	19,836 +
36	Mar. 23	NJ	4	2	W			48	22-10-4	48p,22p,17p,12	CARTER	BIRON	19,762 +
37	Mar. 26	FLA	2	4		L		48	22-11-4	17,19	MCLEAN	ANDERSON	19,631 +
38	Mar. 29	BOS	3	4		L		48	22-12-4	28,18,12	RECCHI	THOMAS	19,715 +
39	Apr. 3	TOR	8	5	W			50	23-12-4	6,28,12p,19,17,17,48	CARTER	BIRON	19,727 +
40	Apr. 7	FLA	2	1	W			52	24-12-4	15,17	CARTER	BIRON	19,637 +
41	Apr. 12	NYR	3	4		L		52	24-13-4	28,17p,48	BETTS	LUNDQVIST	19,648 +

\* = Overtime, \*\* = Shoot Out , p = Power Play Goal, s = Shorthanded Goal,  
 OT = Overtime Loss, SO = Shoot Out Loss, + Denotes Sellout  
 # Denotes Largest Regular Season Crowd in Flyers History

# FLYERS 2008-09 GAME-BY-GAME SUMMARY: ROAD

GAME NO.	DATE	OPP	GF	GA	W	L	OT	PTS	RECORD	FLYERS' GOALSCORERS	WINNING GOAL	WINNING GOALTENDER	ATTEND
1	Oct. 14	@ PIT*	2	3			OT	1	0-0-1	17,12	DUPUIS	FLEURY	16,965
2	Oct. 16	@ COL	2	5		L		1	0-1-1	12sps,18	HEJDUK	RAYCROFT	18,007
3	Oct. 18	@ SJ*	4	5			OT	2	0-1-2	48,5,17s,48	BOYLE	NABOKOV	17,496
4	Oct. 24	@ NJ	6	3	W			4	1-1-2	17,22p,12p,19,15,19en	HARTNELL	BIRON	15,529
5	Oct. 28	@ ATL	7	0	W			6	2-1-2	15,22,12s,22p,15p,12,13p	LUPUL	NIITYMAKI	13,207
6	Nov. 6	@ OTT	1	4		L		6	2-2-2	45	AULD	HEATLEY	18,938
7	Nov. 11	@ NYI	3	1	W			8	3-2-2	48,18s,44	BIRON	RICHARDS	13,447
8	Nov. 13	@ PIT**	4	5			SO	9	3-2-3	17,12s,12s,15p	GOLIGOSKI	SABOURN	17,132
9	Nov. 15	@ MTL	2	1	W			11	4-2-3	9,17	CARTER	BIRON	21,273
10	Nov. 21	@ BUF	3	0	W			13	5-2-3	19,17,17	HARTNELL	BIRON	18,256
11	Nov. 26	@ CAR	3	1	W			15	6-2-3	12,25,12	GAGNE	BIRON	15,057
12	Nov. 29	@ TOR	2	4		L		15	6-3-3	18,18s	MOORE	TOSKALA	19,387
13	Dec. 6	@ CAR*	2	1	W			17	7-3-3	18s,17	CARTER	NIITYMAKI	14,061
14	Dec. 18	@ MTL	2	5		L		17	7-4-3	45,5	BEGIN	HALAK	21,273
15	Dec. 21	@ NJ**	2	3			SO	18	7-4-4	17p,15	ZAJAC	CLEMMENSEN	14,426
16	Dec. 26	@ CHI	1	5		L		18	7-5-4	18	SHARP	KHABIBULIN	22,712
17	Dec. 27	@ CBJ	0	3		L		18	7-6-4	NONE	HEJDA	MASON	18,402
18	Dec. 30	@ VAN	3	2	W			20	8-6-4	17,19,46	KALINSKI	BIRON	18,630
19	Jan. 2	@ ANA**	5	4	W			22	9-6-4	23,24,5p,22	RICHARDS	BIRON	17,597
20	Jan. 3	@ LA**	1	2			SO	23	9-6-5	19	O'SULLIVAN	QUICK	18,118
21	Jan. 6	@ WSH**	1	2			SO	24	9-6-6	5p	KOZLOV	THEODORE	18,277
22	Jan. 15	@ TB	1	4		L		24	9-7-6	15p	MESZAROS	SMITH	15,604
23	Jan. 16	@ FLA**	3	2	W			26	10-7-6	17,12p	GAGNE	NIITYMAKI	17,827
24	Jan. 27	@ FLA	2	3		L		26	10-8-6	12,28	BOOTH	VOKOUN	13,904
25	Jan. 30	@ TB	6	1	W			28	11-8-6	18,6p,18,17,19,17	JONES	NIITYMAKI	18,120
26	Jan. 31	@ STL	0	4		L		28	11-9-6	NONE	MC CLEMENT	MASON	19,150
27	Feb. 7	@ BOS*	4	3	W			30	12-9-6	12p,13,19p,6ot	JONES	NIITYMAKI	17,565
28	Feb. 8	@ ATL	3	2	W			32	13-9-6	17,15,17p	CARTER	NIITYMAKI	14,175
29	Feb. 15	@ NYR	5	2	W			34	14-9-6	28,18s,25,13,22	CARLE	BIRON	18,200
30	Feb. 24	@ WSH	4	2	W			36	15-9-6	28p,19,17,45	CARTER	NIITYMAKI	18,277
31	Mar. 1	@ NJ	0	3		L		36	15-10-6	NONE	LANGENBRUNNER	BRODEUR	17,625
32	Mar. 2	@ BOS	4	2	W			38	16-10-6	9,12,22,12p	KNUBLE	NIITYMAKI	17,020
33	Mar. 15	@ NYR	1	4		L		38	16-11-6	12p	ANTROPOV	LUNDQVIST	18,200
34	Mar. 17	@ DET	2	3		L		38	16-12-6	19,15	ZETTERBERG	OSGOOD	20,066
35	Mar. 20	@ BUF	6	4	W			40	17-12-6	18p,12p,48,48,22,17	KNUBLE	BIRON	18,690
36	Mar. 22	@ PIT	3	1	W			42	18-12-6	12p,19p,36en	HARTNELL	BIRON	17,132
37	Mar. 28	@ NYI**	4	3	W			44	19-12-6	15,19,15	RICHARDS	BIRON	16,234
38	Apr. 1	@ TOR	2	3		L		44	19-13-6	45,28p	WHITE	JOSEPH	19,340
39	Apr. 4	@ OTT**	3	4			SO	45	19-13-7	36ps,18p,12	FISHER	AULD	19,557
40	Apr. 9	@ NYR	1	2		L		45	19-14-7	48p	CALLAHAN	LUNDQVIST	18,200
41	Apr. 11	@ NYI	3	4	W			47	20-14-7	15p,22p,12	GAGNE	BIRON	16,234

\* = Overtime, \*\* = Shoot Out , p = Power Play Goal, s = Shorthanded Goal,  
OT = Overtime Loss, SO = Shoot Out Loss

# 2009 FLYERS FINAL PLAYOFF SEASON SCORING

POS	NO.	PLAYER	GP	AVG TOI	G	A	PTS	+/-	PIM	PP	SH	GW	S	PCTG
R	28	*CLAUDE GIROUX	6	15:56	2	3	5	2	6	0	0	0	9	22.2
C	18	MIKE RICHARDS	6	22:57	1	4	5	4-	6	1	0	0	21	4.8
L	12	SIMON GAGNE	6	20:28	3	1	4	4-	2	1	1	1	19	15.8
C	48	DANIEL BRIERE	6	16:41	1	3	4	1-	8	1	0	0	10	10.0
R	22	MIKE KNUBLE	6	18:26	2	1	3	2-	2	0	0	0	19	10.5
C	36	*DARROLL POWE	6	14:01	1	2	3	0	7	0	0	0	10	10.0
D	5	BRAYDON COBURN	6	26:29	0	3	3	2	7	0	0	0	4	.0
D	25	MATTHEW CARLE	6	22:15	0	3	3	0	4	0	0	0	13	.0
L	13	DANIEL CARCILLO	5	8:11	1	1	2	3	5	0	0	0	4	25.0
R	45	ARRON ASHAM	6	7:54	1	1	2	1-	6	0	0	1	4	25.0
L	19	SCOTT HARTNELL	6	18:35	1	1	2	2-	23	1	0	0	15	6.7
R	15	JOFFREY LUPUL	6	17:07	1	1	2	1	2	0	0	0	14	7.1
C	17	JEFF CARTER	6	20:20	1	0	1	2-	8	0	0	0	30	3.3
C	42	*JARED ROSS	6	4:09	1	0	1	0	0	0	0	0	3	33.3
D	44	KIMMO TIMONEN	6	26:21	0	1	1	3-	12	0	0	0	10	.0
D	41	ANDREW ALBERTS	6	13:39	0	1	1	1	10	0	0	0	2	.0
D	6	RANDY JONES	6	14:38	0	1	1	1	0	0	0	0	4	.0
D	47	*LUCA SBISA	1	5:37	0	0	0	0	2	0	0	0	0	.0
G	43	MARTIN BIRON	6	62:27	0	0	0	0	0	0	0	0	0	.0
D	77	*RYAN PARENT	6	18:52	0	0	0	3-	6	0	0	0	3	.0

SW#	GOALTENDER	GPI	MINS	GAA	W	L	EN	SO	GA	SA	SV%	G	A	PIM
43	MARTIN BIRON	6	375	2.56	2	4	2	1	16	198	.919	0	0	0
<b>GOALTENDING TOTALS</b>		<b>6</b>	<b>378</b>	<b>2.86</b>	<b>2</b>	<b>4</b>	<b>2</b>	<b>1</b>	<b>18</b>	<b>200</b>	<b>.910</b>			

\* = Indicates rookie

# FLYERS 2008-09 GAME-BY-GAME SUMMARY: PLAYOFFS

## PHILADELPHIA FLYERS 2009 GAME-BY-GAME PLAYOFF SUMMARY: OVERALL

GAME NO.	DATE	OPP	GF	GA	W	L	PTS	RECORD	FLYERS' GOALSCORERS	WINNING GOAL	WINNING GOALTENDER	ATTEND
1	Apr. 15	@ PIT	1	4		L	0	0-1	12p	KENNEDY	FLEURY	17,132
2	Apr. 17	@ PIT	2	3		L	0	0-2	19p,36	GUERIN	FLEURY	17,132
3	Apr. 19	PIT	6	3	W		2	1-2	17,18p,28,12s,42,12	GAGNE	BIRON	19,745+
4	Apr. 21	PIT	1	3		L	4	1-3	13	KENNEDY	FLEURY	19,883+
5	Apr. 23	@ PIT	3	0	W		4	2-3	45,28,22	ASHAM	BIRON	17,132
6	Apr. 25	PIT	3	5		L	4	2-4	22,15,48p	GONCHAR	FLEURY	20,072+

\* = Overtime, + = Sellout , p = Power Play Goal, s = Shorthanded Goal

## PHILADELPHIA FLYERS 2009 GAME-BY-GAME PLAYOFF SUMMARY: HOME

GAME NO.	DATE	OPP	GF	GA	W	L	PTS	RECORD	FLYERS' GOALSCORERS	WINNING GOAL	WINNING GOALTENDER	ATTEND
3	Apr. 19	PIT	6	3	W		2	1-2	17,18p,28,12s,42,12	GAGNE	BIRON	19,745+
4	Apr. 21	PIT	1	3		L	4	1-3	13	KENNEDY	FLEURY	19,883+
6	Apr. 25	PIT	3	5		L	4	2-4	22,15,48p	GONCHAR	FLEURY	20,072+

\* = Overtime, + = Sellout , p = Power Play Goal, s = Shorthanded Goal

## PHILADELPHIA FLYERS 2009 GAME-BY-GAME PLAYOFF SUMMARY: ROAD

GAME NO.	DATE	OPP	GF	GA	W	L	PTS	RECORD	FLYERS' GOALSCORERS	WINNING GOAL	WINNING GOALTENDER	ATTEND
1	Apr. 15	@ PIT	1	4		L	0	0-1	12p	KENNEDY	FLEURY	17,132
2	Apr. 17	@ PIT	2	3		L	0	0-2	19p,36	GUERIN	FLEURY	17,132
5	Apr. 23	@ PIT	3	0	W		4	2-3	45,28,22	ASHAM	BIRON	17,132

\* = Overtime, + = Sellout , p = Power Play Goal, s = Shorthanded Goal

# FLYERS VS. ANAHEIM DUCKS

2008 – 09 RESULTS: Won – 1; Lost – 0; OT – 0

DATE	GAME NO.	FLYERS GOALSCORERS	GOALTENDERS	WINNING GOAL
1-2-09	38	FLYERS 5 at Anaheim 4 SO 23,24,5P,22	BIRON(W)/GIGUERE(OT)	RICHARDS

	GP	W	L	OT	PTS	GF	GA	SO	PPG	SHG	PIM
FLYERS	1	1	0	0	2	4	4	0	1	0	20
ANAHEIM	1	0	0	1	1	4	4	0	2	0	24

GOALS BY PERIOD	1ST	2ND	3RD	OT	TOTAL
FLYERS	1	3	0	0	4
ANAHEIM	1	3	0	0	4

SHOTS BY PERIOD	1ST	2ND	3RD	OT	TOTAL
FLYERS	11	10	7	4	32
ANAHEIM	9	11	6	1	27

## INDIVIDUAL SCORING

FLYERS	GP	G	A	TP	+/-	PIM	PP	SH	ANAHEIM	GP	G	A	TP	+/-	PIM	PP	SH
MIKE RICHARDS	1	0	3	3	1	0	0	0	RYAN GETZLAF	1	1	1	2	0	0	1	0
MIKE KNUBLE	1	1	1	2	2	0	0	0	COREY PERRY	1	1	1	2	0	4	0	0
BRAYDON COBURN	1	1	0	1	0	2	1	0	ANDREW EBBETT	1	1	0	1	0	0	1	0
JOSH GRATTON	1	1	0	1	1	5	0	0	ROB NIEDERMAYER	1	1	0	1	0	0	0	0
OSSI VAANANEN	1	1	0	1	0	0	0	0	BRETT FESTERLING	1	0	1	1	1	0	0	0
CLAUDE GIROUX	1	0	1	1	2	0	0	0	CHRIS KUNITZ	1	0	1	1	0	0	0	0
GLEN METROPOLIT	1	0	1	1	0	0	0	0	BRENDAN MORRISON	1	0	1	1	0	0	0	0
SCOTTIE UPSHALL	1	0	1	1	1	0	0	0	SCOTT NIEDERMAYER	1	0	1	1	2	0	0	0
ANDREW ALBERTS	1	0	0	0	1	0	0	0	CHRIS PRONGER	1	0	1	1	-1	4	0	0
MATTHEW CARLE	1	0	0	0	0	2	0	0	BOBBY RYAN	1	0	1	1	0	0	0	0
JEFF CARTER	1	0	0	0	-2	0	0	0	RYAN CARTER	1	0	0	0	-1	0	0	0
RILEY COTE	1	0	0	0	0	5	0	0	BRET HEDICAN	1	0	0	0	-1	2	0	0
SCOTT HARTNELL	1	0	0	0	-2	2	0	0	TODD MARCHANT	1	0	0	0	-1	0	0	0
RANDY JONES	1	0	0	0	1	0	0	0	BRENDAN MIKKELSON	1	0	0	0	-2	0	0	0
JONATHAN KALINSKI	1	0	0	0	0	0	0	0	TRAVIS MOEN	1	0	0	0	0	0	0	0
JOFFREY LUPUL	1	0	0	0	-1	0	0	0	STEVE MONTADOR	1	0	0	0	-1	7	0	0
LUCA SBISA	1	0	0	0	0	2	0	0	SAMUEL PAHLSSON	1	0	0	0	0	2	0	0
KIMMO TIMONEN	1	0	0	0	0	2	0	0	GEORGE PARROS	1	0	0	0	-1	5	0	0

## GOALTENDING RECORD

FLYERS	GP	MIN	GA	AVG	EN	SO	W	L	OT	SHOTS	SAVE %
MARTIN BIRON	1	65	4	3.69	0	0	1	0	0	27	.852
TEAM TOTALS	1	65	4	3.69	0	0	1	0	0	27	.852
ANAHEIM	GP	MIN	GA	AVG	EN	SO	W	L	OT	SHOTS	SAVE %
JEAN-SEBASTIEN GIGUERE	1	65	4	3.69	0	0	0	0	1	32	.875
TEAM TOTALS	1	65	4	3.69	0	0	0	0	1	32	.875

## POWER PLAY

FLYERS	1	for	6	16.7%	ANAHEIM	2	for	4	50.0%
Home	1	for	6	16.7%	Away	2	for	4	50.0%

## PENALTY KILLING

FLYERS	2	of	4	50.0%	ANAHEIM	5	of	6	83.3%
Home	2	of	4	50.0%	Away	5	of	6	83.3%

# FLYERS VS. ATLANTA THRASHERS

2008 - 09 RESULTS: Won - 4; Lost - 0; OT - 0

DATE	GAME NO.	FLYERS	GOALSCORERS	GOALTENDERS	WINNING GOAL
10-28-08	9	FLYERS 7 at Atlanta 0	15, 22, 12S, 22P, 15P, 12, 13P	NIITYMAKI (W)/LEHTONEN(L)	LUPUL
11-16-08	17	Atlanta 3 at FLYERS 4	12, 22, 44P, 15	NIITYMAKI (W)/HEDBERG(L)	LUPUL
1-21-09	46	Atlanta 3 at FLYERS 5	19, 36, 6, 22, 22E	NIITYMAKI (W)/LEHTONEN(L)	KNUBLE
2-8-09	52	FLYERS 3 at Atlanta 2	17, 15, 17P	NIITYMAKI (W)/HEDBERG(L)	CARTER

	GP	W	L	OT	PTS	GF	GA	SO	PPG	SHG	PIM
FLYERS	4	4	0	0	8	19	8	1	5	1	76
ATLANTA	4	0	4	0	0	8	19	0	2	0	64

GOALS BY PERIOD	1ST	2ND	3RD	OT	TOTAL
FLYERS	6	5	8	0	19
ATLANTA	0	1	7	0	8

SHOTS BY PERIOD	1ST	2ND	3RD	OT	TOTAL
FLYERS	48	37	34	0	119
ATLANTA	31	37	50	0	118

## INDIVIDUAL SCORING

FLYERS	GP	G	A	TP	+/-	PIM	PP	SH	ATLANTA	GP	G	A	TP	+/-	PIM	PP	SH
SIMON GAGNE	4	3	6	9	6	0	0	1	ILYA KOVALCHUK	4	2	3	5	-2	6	1	0
MIKE KNUBLE	4	5	1	6	4	2	1	0	VYACHESLAV KOZLOV	4	2	1	3	-3	6	1	0
JEFF CARTER	4	2	4	6	3	2	1	0	ERIK CHRISTENSEN	4	1	0	1	-2	0	0	0
JOFFEY LUPUL	4	4	1	5	4	2	1	0	BRYAN LITTLE	4	1	0	1	-6	0	0	0
GLEN METROPOLIT	4	1	3	4	2	4	1	0	ERIC PERRIN	4	1	0	1	-2	2	0	0
SCOTT HARTNELL	4	1	2	3	3	4	0	0	CHRIS THORBURN	4	1	0	1	-1	5	0	0
BRAYDON COBURN	4	0	3	3	2	4	0	0	COLBY ARMSTRONG	4	0	1	1	-3	8	0	0
MIKE RICHARDS	3	0	3	3	5	0	0	0	RON HAINSEY	4	0	1	1	0	0	0	0
LUCA SBISA	2	0	2	2	2	0	0	0	TODD WHITE	4	0	1	1	-6	0	0	0
KIMMO TIMONEN	4	1	0	1	4	2	1	0	GARNET EXELBY	3	0	1	1	-1	6	0	0
DARROLL POWE	3	1	0	1	0	0	0	0	MATHIEU SCHNEIDER	3	0	1	1	-1	2	0	0
RANDY JONES	2	1	0	1	0	4	0	0	RICH PEVERLEY	2	0	1	1	0	0	0	0
ANDREW ALBERTS	4	0	1	1	1	0	0	0	ERIC BOULTON	4	0	0	0	1	12	0	0
MATTHEW CARLE	3	0	1	1	1	2	0	0	TOBIAS ENSTROM	4	0	0	0	-6	0	0	0
SCOTTIE UPSHALL	3	0	1	1	1	2	0	0	NICLAS HAVELID	4	0	0	0	-8	0	0	0
ARRON ASHAM	4	0	0	0	-1	12	0	0	MARTY REASONER	3	0	0	0	-2	2	0	0
RILEY COTE	3	0	0	0	-1	26	0	0	BORIS VALABIK	3	0	0	0	0	13	0	0
OSSI VAANANEN	3	0	0	0	4	0	0	0	ZACH BOGOSIAN	2	0	0	0	0	1	0	0
ANDREAS NOOL	2	0	0	0	-1	0	0	0	JIM SLATER	2	0	0	0	1	2	0	0
JARED ROSS	2	0	0	0	-1	0	0	0	JASON WILLIAMS	2	0	0	0	0	2	0	0
STEVE EMINGER	1	0	0	0	2	2	0	0	JOSEPH CRABB	1	0	0	0	0	0	0	0
JOSH GRATTON	1	0	0	0	-1	0	0	0	JOE MOTZKO	1	0	0	0	0	0	0	0
LASSE KUKKONEN	1	0	0	0	-2	0	0	0	NATHAN OYSTRIK	1	0	0	0	-1	0	0	0
RYAN PARENT	1	0	0	0	1	2	0	0	COLIN STUART	1	0	0	0	0	0	0	0

## GOALTENDING RECORD

FLYERS	GP	MIN	GA	AVG	EN	SO	W	L	OT	SHOTS	SAVE %
ANTERO NIITYMAKI	4	240	8	2.00	0	1	4	0	0	118	.932
TEAM TOTALS	4	240	8	2.00	0	1	4	0	0	118	.932
ATLANTA	GP	MIN	GA	AVG	EN	SO	W	L	OT	SHOTS	SAVE %
JOHAN HEDBERG	2	117	7	3.59	0	0	0	2	0	55	.873
KARI LEHTONEN	2	119	11	5.57	1	0	0	2	0	63	.825
TEAM TOTALS	4	240	18	4.50	1	0	0	4	0	119	.840

## POWER PLAY

FLYERS	5	for	16	31.2%	ATLANTA	2	for	16	12.5%
Home	1	for	7	14.3%	Away	0	for	6	00.0%
Away	4	for	9	44.4%	Home	2	for	10	20.0%

## PENALTY KILLING

FLYERS	14	of	16	87.5%	ATLANTA	11	of	16	68.8%
Home	6	of	6	100.0%	Away	6	of	7	85.7%
Away	8	of	10	80.0%	Home	5	of	9	55.6%



# FLYERS VS. BOSTON BRUINS

2008 - 09 RESULTS: Won - 2; Lost - 2; OT - 0

DATE	GAME NO.		FLYERS GOALSCORERS	GOALTENDERS	WINNING GOAL
2-4-09	50	Boston 3 at FLYERS 1	19	BIRON(L)/THOMAS(W)	KREJCI
2-7-09	51	FLYERS 4 at Boston 3 OT	12P, 13, 19P, 6	BIRON, NIITYMAKI(W)/FERNANDEZ(OT)	JONES
3-3-09	62	FLYERS 4 at Boston 2	9, 12, 22, 12P	NIITYMAKI(W), FERNANDEZ(L)	KNUBLE
3-29-09	75	Boston 4 at FLYERS 3	28, 18, 12	NIITYMAKI(L), THOMAS(W)	RECCHI

	GP	W	L	OT	PTS	GF	GA	SO	PPG	SHG	PIM
FLYERS	4	2	2	0	4	12	12	0	3	0	44
BOSTON	4	2	1	1	5	12	12	0	3	0	44

GOALS BY PERIOD	1ST	2ND	3RD	OT	TOTAL
FLYERS	2	5	4	1	12
BOSTON	7	1	4	0	12

SHOTS BY PERIOD	1ST	2ND	3RD	OT	TOTAL
FLYERS	49	41	38	2	130
BOSTON	49	35	37	4	125

## INDIVIDUAL SCORING

FLYERS	GP	G	A	TP	+/-	PIM	PP	SH	BOSTON	GP	G	A	TP	+/-	PIM	PP	SH
SIMON GAGNE	4	4	1	5	2	0	2	0	DAVID KREJCI	4	1	4	5	4	0	0	0
MIKE KNUBLE	4	1	4	5	1	2	0	0	DENNIS WIDEMAN	4	2	1	3	2	8	1	0
SCOT HARTNELL	4	2	1	3	-2	13	1	0	MILAN LUCIC	3	2	1	3	0	0	0	0
CLAUDE GIROUX	4	1	2	3	4	2	4	0	PATRICE BERGERON	4	1	2	3	0	0	1	0
MIKE RICHARDS	2	1	2	3	4	2	0	0	ZDENO CHARA	4	0	3	3	-5	4	0	0
ARRON AHSAM	4	0	2	2	1	0	0	0	MARK STUART	4	0	3	3	4	2	0	0
JEFF CARTER	4	0	2	2	-3	2	0	0	CHUCK KOBASEV	4	1	1	2	0	4	0	0
JOFFREY LUPUL	4	0	2	2	-4	4	0	0	MARC SAVARD	4	1	1	2	-4	0	0	0
RYAN PARENT	4	0	2	2	0	2	0	0	BYRON BITZ	3	1	1	2	1	2	0	0
RANDY JONES	4	1	0	1	3	0	0	0	MICHAEL RYDER	3	1	1	2	4	2	0	0
GLEN METROPOLIT	2	1	0	1	-1	0	0	0	SHANE HINDY	3	0	2	2	4	0	0	0
SCOTTIE UPSHALL	1	1	0	1	1	0	0	0	STEPHANE YELLE	4	1	0	1	0	0	1	0
ANDREW ALBERTS	4	0	1	1	3	0	0	0	MARK RECCHI	1	1	0	1	1	0	0	0
BRAYDON COBURN	3	0	1	1	-1	2	0	0	ANDREW FERENCIE	4	0	1	1	1	5	0	0
DANIEL BRIERE	2	0	1	1	1	0	0	0	BLAKE WHEELER	4	0	1	1	2	8	0	0
MATTHEW CARLE	4	0	0	0	-3	2	0	0	PETTERI NOKELAINEN	1	0	1	1	1	0	0	0
DARROLL POWE	4	0	0	0	0	2	0	0	P.J. AXELSSON	4	0	0	0	-2	0	0	0
KIMMO TIMONEN	4	0	0	0	1	0	0	0	SHAWN THORNTON	4	0	0	0	-1	0	0	0
RILEY COTE	3	0	0	0	0	0	0	0	MATT HUNWICK	3	0	0	0	-2	2	0	0
ANTERO NIITYMAKI	3	0	0	0	--	2	0	0	PHIL KESSEL	3	0	0	0	-3	0	0	0
JARED ROSS	2	0	0	0	-2	0	0	0	AARON WARD	3	0	0	0	-5	0	0	0
OSSI VAANANEN	2	0	0	0	-3	0	0	0	STEVE MONTADOR	1	0	0	0	-1	5	0	0
DANIEL CARCILLO	1	0	0	0	0	5	0	0	TEAM						2		
LASSE KUKKONEN	1	0	0	0	0	0	0	0									
ANDREAS NODL	1	0	0	0	0	0	0	0									
TEAM								2									

## GOALTENDING RECORD

FLYERS	GP	MIN	GA	AVG	EN	SO	W	L	OT	SHOTS	SAVE %
ANTERO NIITYMAKI	3	162	6	2.23	0	0	2	1	0	77	.922
MARTIN BIRON	2	79	6	4.57	0	0	0	1	0	48	.875
TEAM TOTALS	4	243	12	2.96	0	0	2	2	0	125	.904

BOSTON	GP	MIN	GA	AVG	EN	SO	W	L	OT	SHOTS	SAVE %
TIM THOMAS	2	120	4	2.01	0	0	2	0	1	74	.946
MANNY FERNANDEZ	2	122	8	3.92	0	0	0	1	1	56	.857
TEAM TOTALS	4	243	12	2.96	0	0	2	1	1	130	.908

## POWER PLAY

FLYERS	3	for	16	18.8%	BOSTON	3	for	16	18.8%
Home	0	for	5	00.0%	Home	2	for	8	72.2%
Away	3	for	11	27.3%	Away	1	for	8	12.5%

## PENALTY KILLING

FLYERS	13	of	16	81.2%	BOSTON	13	of	16	81.2%
Home	7	of	8	87.5%	Home	8	of	11	66.7%
Away	6	of	8	75.0%	Away	5	of	5	100.0%

# FLYERS VS. BUFFALO SABRES

2008 - 09 RESULTS: Won - 4; Lost - 0; OT - 0

DATE	GAME NO.	FLYERS	GOALSCORERS	GOALTENDERS	WINNING GOAL
11-21-08	18	FLYERS 3 at Buffalo 0	19,17,17	BIRON(W)/MILLER(L)	HARTNELL
2-19-09	56	Buffalo 3 at FLYERS 6	13,5,18,5,22P,18,36	BIRON(W)/MILLER(L)	KNUBLE
3-10-09	65	Buffalo 2 at FLYERS 5	19P,17,18P,17,19	BIRON(W)/LALIME,TELLQVIST(L)	RICHARDS
3-20-09	70	FLYERS 6 at Buffalo 4	18P,12P,48,48,22,17	BIRON(W)/LALIME(L)	KNUBLE

	GP	W	L	OT	PTS	GF	GA	SO	PPG	SHG	PIM
FLYERS	4	4	0	0	8	20	9	1	5	1	80
BUFFALO	4	0	4	0	0	9	20	0	2	0	60

## GOALS BY PERIOD

	1ST	2ND	3RD	OT	TOTAL
FLYERS	4	5	11	0	20
BUFFALO	1	6	2	0	9

## SHOTS BY PERIOD

	1ST	2ND	3RD	OT	TOTAL
FLYERS	39	45	41	0	125
BUFFALO	40	61	53	0	154

## INDIVIDUAL SCORING

FLYERS	GP	G	A	TP	+/PIM	PP	SH	BUFFALO	GP	G	A	TP	+/PIM	PIM	PP	SH
MIKE RICHARDS	4	4	6	10	7	6	2	DEREK ROY	4	2	1	3	-5	0	1	0
KIMMO TIMONEN	4	0	7	7	5	4	0	DREW STAFFORD	4	0	3	3	-4	0	0	0
JEFF CARTER	4	5	0	5	5	4	0	JAROSLAV SPACEK	4	2	0	2	-4	4	1	0
SCOTT HARTNELL	4	3	2	5	4	6	1	JOCHEN HECHT	4	1	1	2	-1	2	0	0
SIMON GAGNE	4	1	4	5	2	0	1	MAXIM AFINOGENOV	2	1	1	2	1	0	0	0
CLAUDE GIROUX	3	0	3	3	1	0	0	DOMINIC MOORE	2	1	1	2	1	4	0	0
MIKE KNUBLE	4	2	0	2	3	4	1	PAUL GAUSTAD	4	0	2	2	1	0	0	0
DANIEL BRIERE	1	2	0	2	2	0	0	TIM CONNOLLY	3	0	2	2	-2	0	0	0
ARRON ASHAM	4	0	2	2	-1	7	0	THOMAS VANEK	3	1	0	1	-3	4	0	0
MATTHEW CARLE	4	0	2	2	1	0	0	CHRIS BUTLER	2	1	0	1	0	0	0	0
JOFFEY LUPUL	4	0	2	2	1	8	0	JASON POMINVILLE	4	0	1	1	-6	0	0	0
BRAYDON COBURN	4	1	0	1	2	2	0	PATRICK KALETA	3	0	1	1	0	11	0	0
DARROLL POWE	3	1	0	1	-1	2	0	TEPPO NUMMINEN	3	0	1	1	0	0	0	0
GLEN METROPOLIT	2	1	0	1	0	0	0	DANIEL PAILLE	3	0	1	1	-1	2	0	0
ANDREW ALBERTS	4	0	1	1	1	2	0	CLARKE MACARTHUR	2	0	1	1	-4	0	0	0
ANDREAS NODL	2	0	1	1	0	0	0	TONI LYDMAN	4	0	0	0	0	6	0	0
RILEY COTE	3	0	0	0	-1	0	0	CRAIG RIVET	4	0	0	0	-7	16	0	0
RYAN PARENT	3	0	0	0	2	0	0	ANDREJ SEKERA	4	0	0	0	-5	2	0	0
DANIEL CARCILLO	2	0	0	0	-1	26	0	MATT ELLIS	3	0	0	0	-2	2	0	0
RANDY JONES	2	0	0	0	3	0	0	ADAM MAIR	3	0	0	0	-1	0	0	0
SCOTTIE UPSHALL	2	0	0	0	1	0	0	ANDREW PETERS	2	0	0	0	0	5	0	0
JOSH GRATTON	1	0	0	0	1	7	0	HENRIK TALLINDER	2	0	0	0	0	2	0	0
JONATHAN KALINSKI	1	0	0	0	0	0	0	ALES KOTALIK	1	0	0	0	-1	0	0	0
LASSE KUKKONEN	1	0	0	0	2	0	0	MARK MANCARI	1	0	0	0	0	0	0	0
LUCA SBISA	1	0	0	0	1	0	0	NATHAN PAETSCH	1	0	0	0	0	0	0	0
DANNY SYVRET	1	0	0	0	-1	0	0									

## GOALTENDING RECORD

FLYERS	GP	MIN	GA	AVG	EN	SO	W	L	OT	SHOTS	SAVE %
MARTIN BIRON	4	239	9	2.25	0	1	4	0	0	154	.942
TEAM TOTALS	4	240	9	2.25	0	1	4	0	0	154	.942
BUFFALO	GP	MIN	GA	AVG	EN	SO	W	L	OT	SHOTS	SAVE %
RYAN MILLER	2	118	6	3.04	3	0	0	2	0	58	.897
PATRICK LALIME	2	106	10	5.64	0	0	0	2	0	60	.833
MIKAEL TELLQVIST	1	14	1	4.41	0	0	0	0	0	4	.750
TEAM TOTALS	4	240	20	5.00	3	0	0	4	0	125	.840

## POWER PLAY

FLYERS	5	for	14	35.7%	BUFFALO	2	for	19	10.5%
Home	3	for	8	37.5%	Away	2	for	7	28.6%
Away	2	for	6	33.3%	Home	0	for	12	0.0%

## PENALTY KILLING

FLYERS	17	of	19	89.5%	BUFFALO	9	of	14	64.3%
Home	12	of	12	100.0%	Away	5	of	8	62.5%
Away	5	of	7	71.4%	Home	4	of	6	66.7%

# FLYERS VS. CALGARY FLAMES

2008 - 09 RESULTS: Won - 0; Lost - 1; OT - 0

GAME		FLYERS		GOALTENDERS		WINNING						
DATE	NO.		GOALSCORERS			GOAL						
3-5-09	63	Calgary 5 at FLYERS 1	22	NIITYMAKI(L),BIRON/KIPRUSOFF(W)		JOKINEN						
		GP	W	L	OT	PTS	GF	GA	SO	PPG	SHG	PIM
FLYERS		1	0	1	0	0	1	5	0	0	0	8
CALGARY		1	1	0	0	2	5	1	0	1	0	12
GOALS BY PERIOD		1ST		2ND		3RD		OT		TOTAL		
FLYERS		0		0		1		0		1		
CALGARY		4		0		1		0		5		
SHOTS BY PERIOD		1ST		2ND		3RD		OT		TOTAL		
FLYERS		10		14		12		0		36		
CALGARY		19		7		15		0		41		

## INDIVIDUAL SCORING

FLYERS	GP	G	A	TP	+/-	PIM	PP	SH	CALGARY	GP	G	A	TP	+/-	PIM	PP	SH
MIKE KNUBLE	1	1	0	1	-2	2	0	0	MIKE CAMMALLERI	1	1	2	3	2	0	1	0
SIMON GAGNE	1	0	1	1	-3	0	0	0	OLLI JOKINEN	1	2	0	2	2	2	0	0
MIKE RICHARDS	1	0	1	1	-2	0	0	0	CRAIG CONROY	1	1	1	2	1	0	0	0
ANDREW ALBERTS	1	0	0	0	-1	0	0	0	CURTIS GLENCROSS	1	0	2	2	1	2	0	0
ARRON ASHAM	1	0	0	0	0	0	0	0	JAROME IGINLA	1	0	2	2	2	0	0	0
DANIEL BRIERE	1	0	0	0	-1	0	0	0	JORDAN LEOPOLD	1	1	0	1	2	0	0	0
DANIEL CARCILLO	1	0	0	0	0	0	0	0	ADRIAN AUCCIN	1	0	1	1	2	0	0	0
MATTHEW CARLE	1	0	0	0	0	0	0	0	DUSTIN BOYD	1	0	0	0	0	0	0	0
JEFF CARTER	1	0	0	0	0	0	0	0	KRIS CHUCKO	1	0	0	0	0	2	0	0
BRAYDON COBURN	1	0	0	0	0	0	0	0	JAMIE LUNDMARK	1	0	0	0	0	0	0	0
RILEY COTE	1	0	0	0	2	0	0	0	DAVID MOSS	1	0	0	0	1	0	0	0
CLAUDE GIROUX	1	0	0	0	-1	0	0	0	ERIC NYSTROM	1	0	0	0	0	2	0	0
SCOTT HARTNELL	1	0	0	0	0	2	0	0	WARREN PETERS	1	0	0	0	0	0	0	0
RANDY JONES	1	0	0	0	-1	0	0	0	DION PHANEUF	1	0	0	0	2	0	0	0
JOFFREY LUPUL	1	0	0	0	0	2	0	0	ROBYN REGEHR	1	0	0	0	2	0	0	0
RYAN PARENT	1	0	0	0	-2	0	0	0	ANDRE ROY	1	0	0	0	4	0	0	0
DAROLL POWE	1	0	0	0	0	0	0	0	COREY SARICH	1	0	0	0	-1	0	0	0
KIMMO TIMONEN	1	0	0	0	-2	0	0	0	JAMES VANDERMEER	1	0	0	0	-1	0	0	0

## GOALTENDING RECORD

FLYERS	GP	MIN	GA	AVG	EN	SO	W	L	OT	SHOTS	SAVE %
ANTERO NIITYMAKI	1	20	4	12.00	0	0	0	1	0	19	.789
MARTIN BIRON	1	40	1	1.51	0	0	0	0	0	22	.955
TEAM TOTALS	1	60	5	5.00	0	0	0	1	0	41	.878
CALGARY	GP	MIN	GA	AVG	EN	SO	W	L	OT	SHOTS	SAVE %
MIKKO KIPRUSOFF	1	60	1	1.00	0	0	1	0	0	36	.972
TEAM TOTALS	1	60	1	1.00	0	0	1	0	0	36	.972

## POWER PLAY

FLYERS	0	for	5	00.0%	CALGARY	1	for	3	33.3%
Home	0	for	5	00.0%	Away	1	for	3	33.3%

## PENALTY KILLING

FLYERS	2	of	3	66.7%	CALGARY	5	of	5	100.0%
Home	2	of	3	66.7%	Away	5	of	5	100.0%

# FLYERS VS. CAROLINA HURRICANES

2008 - 09 RESULTS: Won - 3; Lost - 0; OT - 1

DATE	GAME NO.	FLYERS	GOALSCORERS	GOALTENDERS	WINNING GOAL
11-26-08	21	FLYERS 3 at Carolina 1	12,25,12	NIITYMAKI(W)/WARD(L)	CARLE
11-28-08	22	Carolina 3 at FLYERS 2 OT	15P,17P	BIRON(OT)/WARD(W)	SAMSONOV
12-06-08	26	FLYERS 2 at Carolina 1 OT	18S,17	NIITYMAKI(W)/LEIGHTON(OT)	CARTER
12-11-08	28	Carolina 5 at FLYERS 6 SO	19P,19,19P,9,12	NIITYMAKI(W)/LEIGHTON(OT)	GAGNE

	GP	W	L	OT	PTS	GF	GA	SO	PPG	SHG	PIM
FLYERS	4	3	0	1	7	12	10	0	4	1	92
CAROLINA	4	1	1	2	4	10	12	0	3	0	70

## GOALS BY PERIOD

	1ST	2ND	3RD	OT	TOTAL
FLYERS	3	2	6	1	12
CAROLINA	1	7	1	1	10

## SHOTS BY PERIOD

	1ST	2ND	3RD	OT	TOTAL
FLYERS	27	47	40	7	121
CAROLINA	32	40	40	13	125

## INDIVIDUAL SCORING

FLYERS	GP	G	A	TP	+/-	PIM	PP	SH	CAROLINA	GP	G	A	TP	+/-	PIM	PP	SH
JEFF CARTER	4	2	4	6	-1	6	1	0	ERIC STAAL	4	2	2	4	2	6	1	0
SIMON GAGNE	4	3	2	5	4	2	0	0	TUOMO RUUTU	4	1	3	4	1	4	0	0
SCOTT HARTNELL	4	3	1	4	0	7	2	0	SERGEI SAMSONOV	4	3	0	3	4	0	1	0
JOFFREY LUPUL	4	1	2	3	-1	0	1	0	MATT CULLEN	4	1	2	3	1	2	0	0
MIKE RICHARDS	4	1	1	2	3	4	0	1	JONI PITKANEN	4	1	2	3	-2	2	1	0
MATTHEW CARLE	2	1	1	2	0	2	0	0	JOSEPH CORVO	4	0	3	1	1	0	0	0
ANDREW ALBERTS	4	0	2	2	1	6	0	0	RAY WHITNEY	4	0	2	2	-3	0	0	0
BRAYDON COBURN	4	0	2	2	1	2	0	0	DENNIS SEIDENBERG	2	0	2	2	0	0	0	0
SCOTTIE UPSHALL	4	1	0	1	0	6	0	0	CHAD LAROSE	4	1	0	1	1	2	0	0
MIKE KNUBLE	4	0	1	1	0	0	0	0	PATRICK DWYER	2	1	0	1	0	0	0	0
LUCA SBISA	4	0	1	1	-1	6	0	0	RYAN BAYDA	4	0	1	1	0	4	0	0
KIMMO TIMONEN	4	0	1	1	0	2	0	0	ROD BRIND'AMOUR	4	0	1	1	-5	2	0	0
LASSE KUKKONEN	2	0	1	1	1	0	0	0	JUSTIN WILLIAMS	2	0	1	1	-2	0	0	0
ARRON ASHAM	4	0	0	0	-2	21	0	0	BRANDON SUTTER	4	0	0	0	0	0	0	0
GLEN METROPOLIT	4	0	0	0	1	5	0	0	ANTON BABCHUK	3	0	0	0	-1	2	0	0
ANDREAS NODL	4	0	0	0	-2	0	0	0	WADE BROOKBANK	3	0	0	0	1	17	0	0
OSSI VAANANEN	4	0	0	0	0	2	0	0	PATRICK EAVES	3	0	0	0	-1	5	0	0
RILEY COTE	2	0	0	0	0	7	0	0	NICLAS WALLIN	3	0	0	0	-1	2	0	0
JOSH GRATTON	2	0	0	0	-1	10	0	0	CASEY BORER	2	0	0	0	0	5	0	0
JONATHAN KALINSKI	2	0	0	0	-1	0	0	0	TIM CONBOY	2	0	0	0	0	2	0	0
DARROLL POWE	2	0	0	0	1	0	0	0	SCOTT WALKER	2	0	0	0	0	7	0	0
TEAM						4			MICHAEL LEIGHTON	2	0	0	0	--	2	0	0
									BRETT CARSON	1	0	0	0	-2	4	0	0
									FRANTISEK KABERLE	1	0	0	0	0	0	0	0
									JOSEF MELICHAR	1	0	0	0	0	0	0	0
									BRYAN RODNEY	1	0	0	0	1	2	0	0

## GOALTENDING RECORD

FLYERS	GP	MIN	GA	AVG	EN	SO	W	L	OT	SHOTS	SAVE %
ANTERO NIITYMAKI	3	188	7	2.23	0	0	3	0	0	95	.926
MARTIN BIRON	1	64	3	2.82	0	0	0	0	1	30	.900
TEAM TOTALS	4	253	10	2.37	0	0	3	0	1	125	.920
CAROLINA	GP	MIN	GA	AVG	EN	SO	W	L	OT	SHOTS	SAVE %
CAM WARD	2	122	4	1.96	1	0	1	1	0	52	.923
MICHAEL LEIGHTON	2	128	7	3.27	0	0	0	0	2	68	.897
TEAM TOTALS	4	253	11	2.61	1	0	1	1	2	121	.909

## POWER PLAY

FLYERS					CAROLINA				
Home	4	for	15	26.7%	Home	1	for	10	10.0%
Away	0	for	5	0.0%	Away	2	for	11	18.2%

## PENALTY KILLING

FLYERS					CAROLINA				
Home	18	of	21	85.7%	Home	11	of	15	73.3%
Away	9	of	11	81.8%	Away	6	of	5	100.0%
	9	of	10	90.0%		6	of	10	60.0%

# FLYERS VS. CHICAGO BLACKHAWKS

2008 - 09 RESULTS: Won - 0; Lost - 1; OT - 0

GAME DATE	NO.	FLYERS GOALSCORERS	GOALTENDERS BIRON(L)/KHABIBULIN(W)	WINNING GOAL SHARP
12-26-08	35	FLYERS 1 at Chicago 5	18	
		GP W L OT PTS GF GA SO PPG SHG PIM		
FLYERS		1 0 1 0 2 1 5 0 0 0 26		
CHICAGO		1 1 0 0 2 5 1 0 2 0 14		
GOALS BY PERIOD		1ST 2ND 3RD OT TOTAL		
FLYERS		1 0 0 0 1		
CHICAGO		2 0 3 0 5		
SHOTS BY PERIOD		1ST 2ND 3RD OT TOTAL		
FLYERS		9 1 8 0 18		
CHICAGO		15 14 9 0 38		

## INDIVIDUAL SCORING

FLYERS	GP	G	A	TP	+/-	PIM	PP	SH	CHICAGO	GP	G	A	TP	+/-	PIM	PP	SH
MIKE RICHARDS	1	1	0	1	1	7	0	0	DAVE BOLLAND	1	1	1	2	1	0	0	0
ARRON ASHAM	1	0	1	1	-1	2	0	0	BRIAN CAMPBELL	1	1	1	2	2	0	1	0
JEFF CARTER	1	0	1	1	0	0	0	0	MARTIN HAVLAT	1	0	2	2	1	0	0	0
MATTHEW CARLE	1	0	0	0	0	0	0	0	PATRICK KANE	1	0	2	2	2	0	0	0
BRAYDON COBURN	1	0	0	0	0	2	0	0	ANDREW LADD	1	1	0	1	0	2	0	0
RILEY COTE	1	0	0	0	0	0	0	0	PATRICK SHARP	1	1	0	1	1	0	0	0
SIMON GAGNE	1	0	0	0	0	2	0	0	KRIS VERSTEEG	1	1	0	1	0	0	1	0
CLAUDE GIROUX	1	0	0	0	-2	0	0	0	TROY BROUWER	1	0	1	1	1	5	0	0
JOSH GRATTON	1	0	0	0	5	0	0	0	DUSTIN BYFUGLIEN	1	0	1	1	0	0	0	0
SCOTT HARTNELL	1	0	0	0	-1	0	0	0	JAMES WISNIEWSKI	1	0	1	1	-1	0	0	0
RANDY JONES	1	0	0	0	-1	2	0	0	CRAIG ADAMS	1	0	0	0	0	5	0	0
MIKE KNUBLE	1	0	0	0	0	2	0	0	BEN EAGER	1	0	0	0	0	0	0	0
JOFFREY LUPUL	1	0	0	0	-1	2	0	0	COLIN FRASER	1	0	0	0	0	0	0	0
GLEN METROPOLIT	1	0	0	0	-1	0	0	0	AARON JOHNSON	1	0	0	0	2	0	0	0
DARROLL POWE	1	0	0	0	-1	2	0	0	DUNCAN KEITH	1	0	0	0	1	0	0	0
LUCA SBISA	1	0	0	0	-2	0	0	0	BRENT SEABROOK	1	0	0	0	1	0	0	0
KIMMO TIMONEN	1	0	0	0	0	0	0	0	JONATHAN TOEWS	1	0	0	0	0	2	0	0
OSSI VAANANEN	1	0	0	0	-1	0	0	0	MATT WALKER	1	0	0	0	-1	0	0	0

## GOALTENDING RECORD

FLYERS	GP	MIN	GA	AVG	EN	SO	W	L	OT	SHOTS	SAVE %
MARTIN BIRON	1	60	5	5.00	0	0	0	1	0	38	.868
TEAM TOTALS	1	60	5	5.00	0	0	0	1	0	38	.868
CHICAGO	GP	MIN	GA	AVG	EN	SO	W	L	OT	SHOTS	SAVE %
NIKOLAI KHABIBULIN	1	59	1	1.01	0	0	1	0	0	18	.944
TEAM TOTALS	1	60	1	1.00	0	0	1	0	0	18	.944

## POWER PLAY

FLYERS	0	for	2	0.0%	CHICAGO	2	for	8	25.0%
Away	0	for	2	0.0%	Home	2	for	8	25.0%

## PENALTY KILLING

FLYERS	6	of	8	75.0%	CHICAGO	2	of	2	100.0%
Away	6	of	8	75.0%	Home	2	of	2	100.0%

# FLYERS VS. COLORADO AVALANCHE

2008 – 09 RESULTS: Won – 1; Lost – 1; OT – 0

GAME		FLYERS					GOALTENDERS					WINNING	
DATE	NO.			GOALSCORERS						GOAL			
10-16-08	4	FLYERS 2 at Colorado 5		12S,18P			BIRON(L)/RAYCROFT(W)			HEJDUK			
12-16-08	30	Colorado 2 at FLYERS 5		22P,17S,15,18,12P			NIITYMAKI(W)/BUDAJ(L)			LUPUL			
		GP	W	L	OT	PTS	GF	GA	SO	PPG	SHG	PIM	
FLYERS		2	1	1	0	2	7	7	0	3	2	44	
COLORADO		2	1	1	0	2	7	7	0	4	0	36	
GOALS BY PERIOD				1ST	2ND	3RD	OT	TOTAL					
FLYERS				2	4	1	0	7					
COLORADO				3	3	1	0	7					
SHOTS BY PERIOD				1ST	2ND	3RD	OT	TOTAL					
FLYERS				11	20	11	0	42					
COLORADO				30	17	18	0	65					

## INDIVIDUAL SCORING

FLYERS	GP	G	A	TP	+/-	PIM	PP	SH	COLORADO	GP	G	A	TP	+/-	PIM	PP	SH
SIMON GAGNE	2	2	2	4	3	4	1	1	PAUL STASTNY	2	2	1	3	-2	0	2	0
MIKE RICHARDS	2	2	2	4	0	0	1	0	JOE SAKIC	1	0	3	3	1	0	0	0
KIMMO TIMONEN	2	0	3	3	1	2	0	0	DAVID JONES	2	1	1	2	2	0	0	0
MIKE KNUBLE	2	1	1	2	0	2	1	0	WOJTEK WOLSKI	2	0	2	2	0	2	0	0
JEFF CARTER	2	1	0	1	1	2	0	1	BRETT CLARK	2	1	0	1	0	0	0	0
JOFFREY LUPUL	2	1	0	1	0	0	0	0	MILAN HEJDUK	2	1	0	1	-1	0	1	0
BRAYDON COBURN	2	0	1	1	1	6	0	0	CODY MCCORMICK	2	1	0	1	1	2	0	0
SCOTT HARTNELL	2	0	1	1	0	5	0	0	MAREK SVATOS	1	1	0	1	0	2	1	0
OSSI VAANANEN	2	0	1	1	1	6	0	0	ADAM FOOTE	2	0	1	1	3	0	0	0
DANIEL BRIERE	1	0	1	1	-1	0	0	0	RYAN SMYTH	2	0	1	1	-2	4	0	0
ANDREW ALBERTS	2	0	0	0	-2	4	0	0	T.J. HENSICK	1	0	1	1	0	0	0	0
ARRON ASHAM	2	0	0	0	0	7	0	0	RUSLAN SALEI	1	0	1	1	0	4	0	0
RILEY COTE	2	0	0	0	0	0	0	0	TYLER ARNASON	2	0	0	0	0	0	0	0
GLEN METROPOLIT	2	0	0	0	-1	0	0	0	SCOTT HANNAN	2	0	0	0	0	0	0	0
LUCA SBISA	2	0	0	0	0	4	0	0	IAN LAPERRIERE	2	0	0	0	0	9	0	0
SCOTTIE UPSHALL	2	0	0	0	0	0	0	0	JORDAN LEOPOLD	2	0	0	0	-1	2	0	0
MATTHEW CARLE	1	0	0	0	0	0	0	0	JOHN-MICHAEL LILES	2	0	0	0	0	2	0	0
STEVE DOWNIE	1	0	0	0	-1	0	0	0	CODY MCLEOD	2	0	0	0	0	2	0	0
STEVE EMINGER	1	0	0	0	-1	0			PHILIPPE DUPUIS	1	0	0	0	0	0	0	0
ANDREAS NODL	1	0	0	0	0	0			CHRIS STEWART	1	0	0	0	0	5	0	0
DARROLL POWE	1	0	0	0	0	2			DANIEL TJARNQVIST	1	0	0	0	-2	0	0	0
									DARCY TUCKER	1	0	0	0	0	2	0	0

## GOALTENDING RECORD

FLYERS	GP	MIN	GA	AVG	EN	SO	W	L	OT	SHOTS	SAVE %
ANTERO NIITYMAKI	1	60	2	2.00	0	0	1	0	0	31	.935
MARTIN BIRON	1	60	5	5.00	0	0	0	1	0	34	.853
TEAM TOTALS	2	120	7	3.50	0	0	1	0	0	65	.892
COLORADO	GP	MIN	GA	AVG	EN	SO	W	L	OT	SHOTS	SAVE %
ANDREW RAYCROFT	1	60	2	2.01	0	0	1	0	0	18	.889
PETER BUDAJ	1	60	5	5.02	0	0	0	1	0	24	.792
TEAM TOTALS	2	120	7	3.50	0	0	0	1	0	42	.833

## POWER PLAY

FLYERS	3	for	12	25.0%	COLORADO	4	for	16	25.0%
Home	2	for	5	40.0%	Away	1	for	5	20.0%
Away	1	for	7	14.3%	Home	3	for	11	27.3%

## PENALTY KILLING

FLYERS	12	of	16	75.0%	COLORADO	9	of	12	75.0%
Home	4	of	5	80.0%	Away	3	of	5	60.0%
Away	8	of	11	72.7%	Home	6	of	7	85.7%

# FLYERS VS. COLUMBUS BLUE JACKETS

2008 - 09 RESULTS: Won - 0; Lost - 1; OT - 0

GAME DATE	NO.	FLYERS GOALSCORERS	GOALTENDERS NIITYMAKI(L)/MASON(W)	WINNING GOAL HEJDA
12-27-08	36	FLYERS 0 at Chicago 3		
		GP W L OT PTS	GF GA SO PPG SHG PIM	
FLYERS		1 0 1 0 0	0 3 0 0 0	21
COLUMBUS		1 1 0 0 2	3 0 0 1 0	15
GOALS BY PERIOD		1ST 2ND 3RD OT TOTAL		
FLYERS		0 0 0 0 0		
COLUMBUS		2 1 0 0 3		
SHOTS BY PERIOD		1ST 2ND 3RD OT TOTAL		
FLYERS		5 11 4 0 20		
COLUMBUS		13 11 9 0 33		

## INDIVIDUAL SCORING

FLYERS	GP	G	A	TP	+/-	PIM	PP	SH	COLUMBUS	GP	G	A	TP	+/-	PIM	PP	SH
ANDREW ALBERTS	1	0	0	0	-1	0	0	0	JAN HEJDA	1	1	0	1	2	2	0	0
ARRON ASHAM	1	0	0	0	0	0	0	0	MANNY MALHOTRA	1	1	0	1	1	2	0	0
JEFF CARTER	1	0	0	0	0	2	0	0	ANDREW MURRAY	1	1	0	1	0	0	1	0
BRAYDON COBURN	1	0	0	0	-1	0	0	0	KRISTIAN HUSELIUS	1	0	1	1	1	0	0	0
RILEY COTE	1	0	0	0	-1	2	0	0	RICK NASH	1	0	1	1	1	0	0	0
SIMON GAGNE	1	0	0	0	-1	0	0	0	KRIS RUSSELL	1	0	1	1	0	0	0	0
CLAUDE GIROUX	1	0	0	0	0	0	0	0	R.J. UMBERGER	1	0	1	1	0	0	0	0
SCOTT HARTNELL	1	0	0	0	0	4	0	0	CHRISTIAN BACKMAN	1	0	0	0	1	0	0	0
RANDY JONES	1	0	0	0	-1	0	0	0	JARED BOLL	1	0	0	0	0	2	0	0
JONATHAN KALINSKI	1	0	0	0	-1	0	0	0	MIKE COMMODORE	1	0	0	0	1	0	0	0
MIKE KNUBLE	1	0	0	0	-1	4	0	0	DEREK DORSETT	1	0	0	0	1	0	0	0
LASSE KUKKONEN	1	0	0	0	0	0	0	0	ROSTISLAV KLESLA	1	0	0	0	0	5	0	0
JOFFREY LUPUL	1	0	0	0	0	5	0	0	FREDRIK MODIN	1	0	0	0	0	0	0	0
GLEN METROPOLIT	1	0	0	0	0	0	0	0	JIRI NOVOTNY	1	0	0	0	1	0	0	0
DARROLL POWE	1	0	0	0	-1	2	0	0	MICHAEL PECA	1	0	0	0	0	0	0	0
MIKE RICHARDS	1	0	0	0	-1	0	0	0	ALEXANDRE PICARD	1	0	0	0	1	2	0	0
LUCA SBISA	1	0	0	0	0	0	0	0	FEDOR TYUTIN	1	0	0	0	0	2	0	0
OSSI VAANANEN	1	0	0	0	-1	2	0	0	JAKUB VORACEK	1	0	0	0	0	0	0	0

## GOALTENDING RECORD

FLYERS	GP	MIN	GA	AVG	EN	SO	W	L	OT	SHOTS	SAVE %
MARTIN BIRON	1	60	3	3.00	0	0	0	1	0	33	.909
TEAM TOTALS	1	60	3	3.00	0	0	0	1	0	33	.909
COLUMBUS	GP	MIN	GA	AVG	EN	SO	W	L	OT	SHOTS	SAVE %
STEVE MASON	1	60	0	0.00	0	0	1	0	0	20	1.000
TEAM TOTALS	1	60	0	0.00	0	0	1	0	0	20	1.000

## POWER PLAY

FLYERS	0	for	3	0.0%	COLUMBUS	1	for	6	16.7%
Away	0	for	3	0.0%	Home	1	for	6	16.7%

## PENALTY KILLING

FLYERS	5	of	6	83.3%	COLUMBUS	3	of	3	100.0%
Away	5	of	6	83.3%	Home	3	of	3	100.0%

# FLYERS VS. DALLAS STARS

2008 - 09 RESULTS: Won - 1; Lost - 0; OT - 0

DATE	GAME NO.	Dallas 3 at FLYERS 4	GP	W	L	OT	PTS	GF	GA	SO	PPG	SHG	PIM	WINNING GOAL
11-24-08	20	Dallas 3 at FLYERS 4	1	1	0	0	2	4	3	0	0	0	10	KNUBLE
FLYERS			1	1	0	0	2	4	3	0	0	0	10	
DALLAS			1	0	1	0	0	3	4	0	0	0	2	
GOALS BY PERIOD					1ST	2ND	3RD	OT	TOTAL					
FLYERS					2	1	1	0	4					
DALLAS					1	2	0	0	3					
SHOTS BY PERIOD					1ST	2ND	3RD	OT	TOTAL					
FLYERS					14	4	7	0	25					
DALLAS					5	12	8	0	25					

## INDIVIDUAL SCORING

FLYERS	GP	G	A	TP	+/-	PIM	PP	SH	DALLAS	GP	G	A	TP	+/-	PIM	PP	SH
MIKE KNUBLE	1	2	0	2	1	2	0	0	MIKE MODANO	1	2	0	2	0	0	0	0
SIMON GAGNE	1	0	2	2	2	0	0	0	LONDON WILSON	1	1	0	1	0	0	0	0
JEFF CARTER	1	1	0	1	-1	0	0	0	TREVOR DALEY	1	0	1	1	0	0	0	0
SCOTTIE UPSHALL	1	1	0	1	1	2	0	0	LOUI ERIKSSON	1	0	1	1	1	0	0	0
SCOTT HARTNELL	1	0	1	1	0	0	0	0	MARK PARRISH	1	0	1	1	0	0	0	0
JOFFREY LUPUL	1	0	1	1	1	0	0	0	BRAD RICHARDS	1	0	1	1	0	0	0	0
MIKE RICHARDS	1	0	1	1	2	0	0	0	DARRYL SYDOR	1	0	1	1	1	0	0	0
ANDREW ALBERTS	1	0	1	1	0	0	0	0	SEAN AVERY	1	0	0	0	-1	0	0	0
ARRON ASHAM	1	0	1	1	-1	0	0	0	KRYSTOFER BARCH	1	0	0	0	1	0	0	0
MATTHEW CARLE	1	0	0	0	1	0	0	0	FABIAN BRUNNSTROM	1	0	0	0	-1	0	0	0
BRAYDON COBURN	1	0	0	0	1	4	0	0	CHRIS CONNER	1	0	0	0	-1	0	0	0
JOSH GRATTON	1	0	0	0	-1	2	0	0	NICKLAS GROSSMAN	1	0	0	0	-1	0	0	0
JONATHAN KALINSKI	1	0	0	0	-1	0	0	0	DOUG JANIK	1	0	0	0	-1	0	0	0
GLEN METROPOLIT	1	0	0	0	1	0	0	0	JAMES NEAL	1	0	0	0	-1	0	0	0
ANDREAS NODL	1	0	0	0	-1	0	0	0	TOBY PETERSEN	1	0	0	0	0	2	0	0
LUCA SBISA	1	0	0	0	1	0	0	0	MIKE RIBEIRO	1	0	0	0	-1	0	0	0
KIMMO TIMONEN	1	0	0	0	0	0	0	0	STEPHANE ROBIDAS	1	0	0	0	1	0	0	0
OSSI VAANANEN	1	0	0	0	1	0	0	0	SERGEI ZUBOV	1	0	0	0	-2	0	0	0

## GOALTENDING RECORD

FLYERS	GP	MIN	GA	AVG	EN	SO	W	L	OT	SHOTS	SAVE %
MARTIN BIRON	1	60	3	3.00	0	0	1	0	0	25	.880
TEAM TOTALS	1	60	3	3.00	0	0	1	0	0	25	.880
DALLAS	GP	MIN	GA	AVG	EN	SO	W	L	OT	SHOTS	SAVE %
MARTY TURCO	1	59	4	4.09	0	0	0	1	0	25	.887
TEAM TOTALS	1	60	4	4.00	0	0	0	1	0	25	.880

## POWER PLAY

FLYERS	0	for	1	0.0%	DALLAS	0	for	5	0.0%
Home	0	for	1	0.0%	Away	0	for	5	0.0%

## PENALTY KILLING

FLYERS	5	of	5	100.0%	DALLAS	1	of	1	100.0%
Home	5	of	5	100.0%	Away	1	of	1	100.0%



# FLYERS VS. DETROIT RED WINGS

2008 - 09 RESULTS: Won - 0; Lost - 1; OT - 0

GAME		FLYERS					GOALTENDERS					WINNING GOAL		
DATE	NO.	GOALSCORERS					BIRON(L)/OSGOOD(W)					ZETTERBERG		
3-17-09	69	FLYERS 2 at Detroit 3					19,15							
		GP	W	L	OT	PTS	GF	GA	SO	PPG	SHG	PIM		
FLYERS		1	0	1	0	0	2	3	0	0	0	12		
DETROIT		1	1	0	0	2	3	2	0	0	0	6		
GOALS BY PERIOD				1ST	2ND	3RD	OT	TOTAL						
FLYERS				1	1	0	0	2						
DETROIT				0	1	2	0	3						
SHOTS BY PERIOD				1ST	2ND	3RD	OT	TOTAL						
FLYERS				8	8	10	0	26						
DETROIT				19	17	12	0	48						

## INDIVIDUAL SCORING

FLYERS	GP	G	A	TP	+/-	PIM	PP	SH	DETROIT	GP	G	A	TP	+/-	PIM	PP	SH
SCOTT HARTNELL	1	1	1	2	2	4	0	0	PAVEL DATSYUK	1	1	1	2	1	0	0	0
JOFFREY LUPUL	1	1	0	1	1	0	0	0	JOHAN FRANZEN	1	1	1	2	1	0	0	0
JEFF CARTER	1	0	1	1	1	2	0	0	HENRIK ZETTERBERG	1	1	0	1	0	0	0	0
BRAYDON COBURN	1	0	1	1	0	0	0	0	JONATHAN ERICSSON	1	0	1	1	1	0	0	0
ANDREW ALBERTS	1	0	0	0	0	0	0	0	MIKAEL SAMUELSSON	1	0	1	1	1	0	0	0
ARRON ASHAM	1	0	0	0	0	0	0	0	BRAD STUART	1	0	1	1	1	0	0	0
DANIEL BRIERE	1	0	0	0	0	0	0	0	CHRIS CHELIOS	1	0	0	0	0	0	0	0
DANIEL CARCILLO	1	0	0	0	-2	2	0	0	DANIEL CLEARY	1	0	0	0	0	0	0	0
MATTHEW CARLE	1	0	0	0	0	0	0	0	KRIS DRAPER	1	0	0	0	0	0	0	0
RILEY COTE	1	0	0	0	0	0	0	0	MARIAN HOSSA	1	0	0	0	0	1	4	0
SIMON GAGNE	1	0	0	0	-1	0	0	0	JIRI HUDLER	1	0	0	0	0	0	0	0
CLAUDE GIROUX	1	0	0	0	0	0	0	0	TOMAS KOPECKY	1	0	0	0	-1	2	0	0
MIKE KNUBLE	1	0	0	0	0	0	0	0	NIKLAS KRONWALL	1	0	0	0	0	0	0	0
RYAN PARENT	1	0	0	0	-1	0	0	0	BRETT LEBDA	1	0	0	0	0	0	0	0
DARROLL POWE	1	0	0	0	-2	0	0	0	NICKLAS LIDSTROM	1	0	0	0	0	0	0	0
MIKE RICHARDS	1	0	0	0	-2	0	0	0	KIRK MALTBY	1	0	0	0	0	0	0	0
DANNY SYVRET	1	0	0	0	0	0	0	0	DEREK MEECH	1	0	0	0	0	0	0	0
KIMMO TIMONEN	1	0	0	0	-1	0	0	0	BRIAN RAFALSKI	1	0	0	0	0	0	0	0

## GOALTENDING RECORD

FLYERS	GP	MIN	GA	AVG	EN	SO	W	L	OT	SHOTS	SAVE %
MARTIN BIRON	1	59	3	3.06	0	0	0	1	0	48	.938
TEAM TOTALS	1	60	3	3.00	0	0	0	1	0	48	.938
DETROIT	GP	MIN	GA	AVG	EN	SO	W	L	OT	SHOTS	SAVE %
CHRIS OSGOOD	1	60	2	2.00	0	0	1	0	0	26	.923
TEAM TOTALS	1	60	2	2.00	0	0	1	0	0	26	.923

## POWER PLAY

FLYERS	0	for	5	0.0%	DETROIT	0	for	2	0.0%
Away	0	for	5	0.0%	Home	0	for	2	16.7%

## PENALTY KILLING

FLYERS	2	of	2	100.0%	DETROIT	5	of	5	100.0%
Away	2	of	2	100.0%	Home	5	of	5	100.0%

# FLYERS VS. EDMONTON OILERS

2008 – 09 RESULTS: Won – 0; Lost – 1; OT – 0

GAME		FLYERS					GOALTENDERS			WINNING		
DATE	NO.	Edmonton 5 at FLYERS 4		GOALSCORERS		BIRON(L)/ROLOSON(W)			GOAL			
11-2-08	11			22P,5P,17P,12					PENNER			
		GP	W	L	OT	PTS	GF	GA	SO	PPG	SHG	PIM
FLYERS		1	0	1	0	0	4	5	0	3	0	19
EDMONTON		1	1	0	0	2	5	4	0	1	0	17
GOALS BY PERIOD				1ST	2ND	3RD	OT	TOTAL				
FLYERS				1	2	1	0	4				
EDMONTON				2	3	0	0	5				
SHOTS BY PERIOD				1ST	2ND	3RD	OT	TOTAL				
FLYERS				7	8	11	0	26				
EDMONTON				11	12	5	0	28				

## INDIVIDUAL SCORING

FLYERS	GP	G	A	TP	+/-	PIM	PP	SH	EDMONTON	GP	G	A	TP	+/-	PIM	PP	SH
SIMON GAGNE	1	1	1	2	0	0	0	0	ALES HEMSKY	1	2	1	3	3	0	0	0
MIKE KNUBLE	1	1	1	2	0	0	1	0	TOM GILBERT	1	0	3	3	2	2	0	0
JEFF CARTER	1	1	0	1	-2	0	1	0	SHELDON SOURAY	1	1	1	2	0	4	1	0
BRAYDON COBURN	1	1	0	1	-3	0	1	0	LADISLAV SMID	1	0	2	2	2	4	0	0
SCOTT HARTNELL	1	0	1	1	-1	0	0	0	ERIK COLE	1	1	0	1	0	0	0	0
GLEN METROPOLIT	1	0	1	1	0	0	0	0	DUSTIN PENNER	1	1	0	1	2	0	0	0
MIKE RICHARDS	1	0	1	1	-1	0	0	0	SAM GAGNER	1	0	1	1	0	0	0	0
LUCA SBISA	1	0	1	1	0	0	0	0	ETHAN MOREAU	1	0	1	1	0	0	0	0
KIMMO TIMONEN	1	0	1	1	-4	2	0	0	JASON STRUDWICK	1	0	1	1	1	0	0	0
ANDREW ALBERTS	1	0	0	0	0	4	0	0	KYLE BRODZIAK	1	0	0	0	1	0	0	0
ARRON ASHAM	1	0	0	0	0	0	0	0	ANDREW COGLIANO	1	0	0	0	0	0	0	0
RILEY COTE	1	0	0	0	0	5	0	0	SHAWN HORCOFF	1	0	0	0	2	0	0	0
STEVE DOWNIE	1	0	0	0	-2	2	0	0	STEVE MACINTYRE	1	0	0	0	0	5	0	0
STEVE EMINGER	1	0	0	0	0	0	0	0	ROBERT NILSSON	1	0	0	0	1	0	0	0
JOFFREY LUPUL	1	0	0	0	-1	2	0	0	FERNANDO PISANI	1	0	0	0	0	0	0	0
JARED ROSS	1	0	0	0	0	0	0	0	MARC-ANDRE POULIOT	1	0	0	0	0	0	0	0
SCOTTIE UPSHALL	1	0	0	0	-2	0	0	0	STEVE STAIOS	1	0	0	0	1	2	0	0
OSSI VAANANEN	1	0	0	0	1	2	0	0	LUBOMIR VISNOVSKY	1	0	0	0	0	0	0	0
TEAM						2											

## GOALTENDING RECORD

FLYERS	GP	MIN	GA	AVG	EN	SO	W	L	OT	SHOTS	SAVE %
MARTIN BIRON	1	59	5	5.04	0	0	0	1	0	28	.821
TEAM TOTALS	1	60	5	5.00	0	0	0	1	0	28	.821
EDMONTON	GP	MIN	GA	AVG	EN	SO	W	L	OT	SHOTS	SAVE %
DWAYNE ROLOSON	1	60	4	4.02	0	0	1	0	0	26	.846
TEAM TOTALS	1	60	4	4.02	0	0	1	0	0	26	.846

## POWER PLAY

FLYERS	3	for	6	50.0%	EDMONTON	1	for	7	14.3%
Home	3	for	6	50.0%	Away	1	for	7	14.3%

## PENALTY KILLING

FLYERS	6	of	7	85.7%	EDMONTON	3	of	6	50.0%
Home	6	of	7	85.7%	Away	3	of	6	50.0%

# FLYERS VS. FLORIDA PANTHERS

2008 - 09 RESULTS: Won - 2 Lost - 2 OT - 0

GAME		FLYERS		GOALSCORERS		GOALTENDERS		WINNING GOAL	
DATE	NO.								
1-16-09	45	FLYERS 3 at Florida 2	SO	17:12P		NIITYMAKI(W)/VOKOUN(L)		GAGNE	
1-27-09	47	FLYERS 2 at Florida 3		12:28		BIRON(L)/VOKOUN(W)		BOOTH	
3-26-09	73	Florida 4 at FLYERS 2		17:19		BIRON(L)/ANDERSON(W)		MCLEAN	
4-7-09	79	Florida 1 at FLYERS 2		15:17		BIRON(W)/VOKOUN(L)		CARTER	

	GP	W	L	OT	PTS	GF	GA	SO	PPG	SHG	PIM
FLYERS	4	2	2	0	4	8	10	0	1	0	51
FLORIDA	4	2	1	1	5	10	8	0	5	0	35

GOALS BY PERIOD	1ST	2ND	3RD	OT	TOTAL
FLYERS	3	3	2	0	8
FLORIDA	2	6	2	0	10

SHOTS BY PERIOD	1ST	2ND	3RD	OT	TOTAL
FLYERS	44	43	42	4	133
FLORIDA	46	48	24	1	119

## INDIVIDUAL SCORING

FLYERS	GP	G	A	TP	+	-	PIM	PP	SH	FLORIDA	GP	G	A	TP	+	-	PIM	PP	SH
JEFF CARTER	4	3	2	5	4	4	0	0	0	MICHAEL FROLIK	4	1	4	5	1	0	0	0	0
SIMON GAGNE	4	2	0	2	1	4	1	0	0	KEITH BALLARD	4	0	4	4	2	0	0	0	0
SCOTT HARTNELL	4	1	1	2	4	4	0	0	0	CORY STILLMAN	4	1	2	3	1	0	1	0	0
BRAYDON COBURN	4	0	2	2	1	4	0	0	0	STEPHEN WEISS	4	0	3	3	0	2	0	0	0
MIKE KNUBLE	4	0	2	2	1	0	0	0	0	DAVID BOOTH	4	2	0	2	-2	4	2	0	0
MIKE RICHARDS	4	0	2	2	1	0	0	0	0	BRYAN MCCABE	4	2	0	2	-1	2	1	0	0
CLAUDE GIROUX	4	1	0	1	0	2	0	0	0	BRETT MCCLEAN	4	2	0	2	1	2	0	0	0
JOFFREY LUPUL	4	1	0	1	2	2	0	0	0	JAY BOUWMEESTER	4	1	1	2	-2	0	1	0	0
MATTHEW CARLE	4	0	1	1	1	0	0	0	0	RADEK DVORAK	4	1	0	1	0	4	0	0	0
DARROLL POWE	4	0	1	1	-3	6	0	0	0	NICK BOYNTON	4	0	1	1	1	6	0	0	0
DANIEL BRIERE	2	0	1	1	2	2	0	0	0	VILLE PELTONEN	4	0	1	1	-1	2	0	0	0
ANDREW ALBERTS	4	0	0	0	0	4	0	0	0	NICK TARNASKY	2	0	1	1	1	0	0	0	0
ARRON ASHAM	4	0	0	0	-2	0	0	0	0	GREGORY CAMPBELL	4	0	0	0	-2	7	0	0	0
RANDY JONES	4	0	0	0	-1	4	0	0	0	JASSEN CULLMORE	4	0	0	0	-2	0	0	0	0
KIMMO TIMONEN	4	0	0	0	2	8	0	0	0	NATHAN HORTON	4	0	0	0	-2	0	0	0	0
RILEY COTE	3	0	0	0	-2	0	0	0	0	KARLIS SKRASTINS	4	0	0	0	-2	2	0	0	0
DANIEL CARCILLO	2	0	0	0	-1	5	0	0	0	RICHARD ZEDNIK	4	0	0	0	-4	2	0	0	0
GLEN METROPOLIT	2	0	0	0	-1	0	0	0	0	KAMIL KREPS	2	0	0	0	1	2	0	0	0
RYAN PARENT	2	0	0	0	1	0	0	0	0	ROSTISLAV OLESZ	2	0	0	0	0	0	0	0	0
SCOTTIE UPSHALL	2	0	0	0	1	2	0	0	0	ANTHONY STEWART	2	0	0	0	0	0	0	0	0
OSSI VAANANEN	2	0	0	0	0	0	0	0	0										
ANDREAS NODL	1	0	0	0	-1	0	0	0	0										

## GOALTENDING RECORD

FLYERS	GP	MIN	GA	AVG	EN	SO	W	L	OT	SHOTS	SAVE %
ANTERO NIITYMAKI	1	65	2	1.85	0	0	1	0	0	34	.941
MARTIN BIRON	3	177	7	2.37	1	0	1	2	0	84	.917
TEAM TOTALS	4	245	10	2.45	1	0	2	2	0	119	.916

FLORIDA	GP	MIN	GA	AVG	EN	SO	W	L	OT	SHOTS	SAVE %
CRAIG ANDERSON	1	60	2	2.00	0	0	1	0	0	42	.952
TOMAS VOKOUN	3	184	6	1.96	0	0	1	1	1	91	.934
TEAM TOTALS	4	245	8	1.96	0	0	2	1	1	133	.940

## POWER PLAY

FLYERS	1	for	11	9.1%	FLORIDA	5	for	19	26.3%
Home	0	for	5	0.0%	Away	2	for	7	28.6%
Away	1	for	6	16.7%	Home	3	for	12	25.0%

## PENALTY KILLING

FLYERS	14	of	19	73.7%	FLORIDA	10	of	11	90.9%
Home	5	of	7	71.4%	Away	5	of	5	100.0%
Away	9	of	12	75.0%	Home	5	of	6	83.3%

# FLYERS VS. LOS ANGELES KINGS

2008 – 09 RESULTS: Won – 1; Lost – 0; OT – 1

GAME		FLYERS					GOALTENDERS				WINNING	
DATE	NO.	GOALSCORERS					NIITTYMAKI(OT)/QUICK(W)				GOAL	
1-3-09	39	19					BIRON(W)/ERSBERG(L)				O'SULLIVAN	
2-25-09	59	17P,12									CARTER	
		GP	W	L	OT	PTS	GF	GA	SO	PPG	SHG	PIM
FLYERS		2	1	0	1	3	3	1	1	1	0	22
LOS ANGELES		2	1	1	0	2	1	3	0	1	0	12
GOALS BY PERIOD		1ST			2ND		3RD		OT		TOTAL	
FLYERS		0			2		1		0		3	
LOS ANGELES		0			1		0		0		1	
SHOTS BY PERIOD		1ST			2ND		3RD		OT		TOTAL	
FLYERS		19			17		14		2		52	
LOS ANGELES		18			23		19		5		65	

## INDIVIDUAL SCORING

FLYERS	GP	G	A	TP	+/-	PIM	PP	SH	LOS ANGELES	GP	G	A	TP	+/-	PIM	PP	SH
JEFF CARTER	2	1	1	2	1	4	1	0	WAYNE SIMMONDS	2	1	0	1	-1	0	1	0
SCOTT HARTNELL	2	1	0	1	1	2	0	0	EDWARD PURCELL	2	0	1	1	0	0	0	0
SIMON GAGNE	1	1	0	1	1	0	0	0	KYLE QUINCEY	2	0	1	1	-2	0	0	0
MATTHEW CARLE	2	0	1	1	0	0	0	0	KYLE CALDER	2	0	0	0	-1	0	0	0
SCOTTIE UPSHALL	2	0	1	1	1	4	0	0	DREW DOUGHTY	2	0	0	0	-1	2	0	0
JONATHAN KALINSKI	1	0	1	1	1	0	0	0	ALEXANDER FROLOV	2	0	0	0	-1	0	0	0
JOFFREY LUPUL	1	0	1	1	0	0	0	0	DENIS GAUTHIER JR.	2	0	0	0	0	0	0	0
ANDREW ALBERTS	2	0	0	0	1	0	0	0	MATT GREENE	2	0	0	0	-1	4	0	0
BRAYDON COBURN	2	0	0	0	1	4	0	0	MICHAL HANDZUS	2	0	0	0	0	0	0	0
RILEY COTE	2	0	0	0	0	0	0	0	PETER HARROLD	2	0	0	0	0	0	0	0
RANDY JONES	2	0	0	0	2	0	0	0	RAITIS IVANANS	2	0	0	0	0	2	0	0
MIKE KNUBLE	2	0	0	0	0	2	0	0	ANZE KOPITAR	2	0	0	0	-1	0	0	0
GLEN METROPOLIT	2	0	0	0	0	2	0	0	SEAN O'DONNELL	2	0	0	0	0	0	0	0
DARROLL POWE	2	0	0	0	0	2	0	0	PATRICK O'SULLIVAN	2	0	0	0	-1	0	0	0
MIKE RICHARDS	2	0	0	0	1	2	0	0	JARRET STOLL	2	0	0	0	-2	0	0	0
OSSI VAANANEN	2	0	0	0	0	0	0	0	DEREK ARMSTRONG	1	0	0	0	0	0	0	0
ARRON ASHAM	1	0	0	0	0	0	0	0	BRIAN BOYLE	1	0	0	0	0	2	0	0
CLAUDE GIROUX	1	0	0	0	0	0	0	0	DUSTIN BROWN	1	0	0	0	0	0	0	0
LASSE KUKKONEN	1	0	0	0	0	0	0	0	JACK JOHNSON	1	0	0	0	0	2	0	0
RYAN PARENT	1	0	0	0	0	0	0	0	BRAD RICHARDSON	1	0	0	0	0	0	0	0
LUCA SBISA	1	0	0	0	0	0	0	0	JOHN ZEILER	1	0	0	0	0	0	0	0
KIMMO TIMONEN	1	0	0	0	0	0	0	0									

## GOALTENDING RECORD

FLYERS	GP	MIN	GA	AVG	EN	SO	W	L	OT	SHOTS	SAVE %
MARTIN BIRON	1	60	0	0.00	0	1	1	0	0	34	1.000
ANTERO NIITTYMAKI	1	65	1	0.92	0	0	0	0	1	30	.968
TEAM TOTALS	2	145	1	0.41	0	1	1	0	1	64	.985
LOS ANGELES	GP	MIN	GA	AVG	EN	SO	W	L	OT	SHOTS	SAVE %
JONATHAN QUICK	1	65	1	0.92	0	0	1	0	0	32	.969
ERIK ERSBERG	1	60	1	1.02	1	0	0	1	0	19	.947
TEAM TOTALS	2	145	3	1.24	1	0	1	1	0	52	.942

## POWER PLAY

FLYERS	1	for	6	16.7%	LOS ANGELES	1	for	11	9.1%
Home	1	for	3	33.3%	Home	1	for	6	16.7%
Away	0	for	3	00.0%	Away	0	for	5	00.0%

## PENALTY KILLING

FLYERS	10	of	11	90.9%	LOS ANGELES	5	of	6	83.3%
Home	5	of	5	100.0%	Home	3	of	3	100.0%
Away	5	of	6	83.3%	Away	2	of	3	66.7%

# FLYERS VS. MINNESOTA WILD

2008 - 09 RESULTS: Won - 1; Lost - 0; OT - 0

GAME		FLYERS					GOALTENDERS					WINNING	
DATE	NO.				GOALSCORERS						GOAL		
1-8-09	41	Minnesota 1 at FLYERS 3			19,22P,9	BIRON(W)/BACKSTROM(L)					KNUBLE		
		GP	W	L	OT	PTS	GF	GA	SO	PPG	SHG	PIM	
FLYERS		1	1	0	0	2	3	1	0	1	0	25	
MINNESOTA		1	0	1	0	0	1	3	0	0	0	11	
GOALS BY PERIOD				1ST	2ND	3RD	OT	TOTAL					
FLYERS				0	1	2	0	3					
MINNESOTA				1	0	0	0	0					
SHOTS BY PERIOD				1ST	2ND	3RD	OT	TOTAL					
FLYERS				7	8	8	0	23					
MINNESOTA				7	10	11	0	28					

## INDIVIDUAL SCORING

FLYERS	GP	G	A	TP	+/-	PIM	PP	SH	MINNESOTA	GP	G	A	TP	+/-	PIM	PP	SH
SCOTTIE UPSHALL	1	1	1	2	2	0	0	0	STEPHANE VEILLEUX	1	1	0	1	0	0	0	0
SCOTT HARTNELL	1	1	0	1	2	6	0	0	CAL CLUTTERBUCK	1	0	1	1	1	0	0	0
MIKE KNUBLE	1	1	0	1	0	4	1	0	KIM JOHNSON	1	0	1	1	1	0	0	0
ANDREW ALBERTS	1	0	1	1	1	2	0	0	ERIC BELANGER	1	0	0	0	-1	0	0	0
MIKE RICHARDS	1	0	1	1	0	0	0	0	PIERRE-MARC BOUGHARD	1	0	0	0	-2	0	0	0
KIMMO TIMONEN	1	0	1	1	-1	0	0	0	ANDREW BRUNETTE	1	0	0	0	-1	0	0	0
ARRON ASHAM	1	0	0	0	0	7	0	0	BRENT BURNS	1	0	0	0	-2	0	0	0
MATTHEW CARLE	1	0	0	0	1	0	0	0	MIKKO KOIVU	1	0	0	0	-1	0	0	0
JEFF CARTER	1	0	0	0	2	0	0	0	KRYSTOFER KOLANOS	1	0	0	0	0	0	0	0
BRAYDON COBURN	1	0	0	0	0	0	0	0	ANTTI MIETTINEN	1	0	0	0	0	0	0	0
RILEY COTE	1	0	0	0	-1	0	0	0	OWEN NOLAN	1	0	0	0	0	0	0	0
SIMON GAGNE	1	0	0	0	0	0	0	0	BENOIT POULIOT	1	0	0	0	0	0	0	0
JOSH GRATTON	1	0	0	0	-1	2	0	0	ERIK REITZ	1	0	0	0	0	7	0	0
RANDY JONES	1	0	0	0	2	0	0	0	NICK SCHULTZ	1	0	0	0	-2	0	0	0
GLEN METROPOLIT	1	0	0	0	0	0	0	0	JOHN SCOTT	1	0	0	0	0	2	0	0
ANDREAS NODL	1	0	0	0	0	0	0	0	JAMES SHEPPARD	1	0	0	0	1	0	0	0
DARROLL POWE	1	0	0	0	-1	0	0	0	CRAIG WELLER	1	0	0	0	0	2	0	0
OSSI VAANANEN	1	0	0	0	-1	2	0	0	MAREK ZIDLICKY	1	0	0	0	1	0	0	0

## GOALTENDING RECORD

FLYERS	GP	MIN	GA	AVG	EN	SO	W	L	OT	SHOTS	SAVE %
MARTIN BIRON	1	60	1	1.00	0	0	1	0	0	28	.964
TEAM TOTALS	1	60	1	1.00	0	0	1	0	0	28	.964
MINNESOTA	GP	MIN	GA	AVG	EN	SO	W	L	OT	SHOTS	SAVE %
NIKLAS BACKSTROM	1	59	3	3.05	0	0	0	1	0	23	.870
TEAM TOTALS	1	60	3	3.00	0	0	0	1	0	23	.870

## POWER PLAY

FLYERS	1	for	1	100.0%	MINNESOTA	0	for	8	0.0%
Home	1	for	1	100.0%	Away	0	for	8	0.0%

## PENALTY KILLING

FLYERS	8	of	8	100.0%	MINNESOTA	0	of	1	0.0%
Home	8	of	8	100.0%	Away	0	of	1	0.0%

# FLYERS VS. MONTRÉAL CANADIENS

2008 – 09 RESULTS: Won – 1; Lost – 2; OT – 1

DATE	GAME NO.	FLYERS	GOALSCORERS	GOALTENDERS	WINNING GOAL
10-13-08	2	Canadiens 5 at FLYERS 3	17,18P,12P	BIRON(L)/PRICE(W)	LANG
11-15-08	16	FLYERS 2 at Canadiens 1	9,17	BIRON(W)/HALAK(L)	CARTER
12-18-08	31	FLYERS 2 at Canadiens 5	45,5	NIITTYMAKI(L)/HALAK(W)	BEGIN
2-27-09	60	Canadiens 4 at FLYERS 3 OT	15,18,12	NIITTYMAKI(OT)/HALAK(W)	SCHNEIDER

	GP	W	L	OT	PTS	GF	GA	SO	PPG	SHG	PIM
FLYERS	4	1	2	1	3	10	15	0	2	0	59
MONTRÉAL	4	3	1	0	6	15	10	0	4	0	59
<b>GOALS BY PERIOD</b>			<b>1ST</b>	<b>2ND</b>	<b>3RD</b>		<b>OT</b>		<b>TOTAL</b>		
FLYERS			3	5	2		0		10		
MONTRÉAL			6	2	6		1		15		
<b>SHOTS BY PERIOD</b>			<b>1ST</b>	<b>2ND</b>	<b>3RD</b>		<b>OT</b>		<b>TOTAL</b>		
FLYERS			43	58	30		1		132		
MONTRÉAL			44	29	41		5		119		

## INDIVIDUAL SCORING

FLYERS	GP	G	A	TP	+/-	PIM	PP	SH	MONTRÉAL	GP	G	A	TP	+/-	PIM	PP	SH
MIKE RICHARDS	4	2	2	4	-1	0	1	0	ALEX KOVALEV	4	2	3	5	1	2	0	0
JEFF CARTER	4	2	1	3	-3	6	0	0	STEVE BEGIN	3	2	1	3	3	0	0	0
SIMON GAGNE	4	2	1	3	-1	6	1	0	SERGEI KOSTITSYN	3	1	2	3	1	4	1	0
SCOTTIE UPSHALL	4	1	2	3	0	2	0	0	ROBERT LANG	3	1	2	3	1	4	0	0
ARRON ASHAM	4	1	1	2	1	0	0	0	GUILLAUME LATENDRESSE	3	1	2	3	-2	5	1	0
BRAYDON COBURN	4	1	1	2	-1	4	0	0	SAKU KOIVU	3	0	3	3	0	2	0	0
GLEN METROPOLIT	3	0	2	2	3	0	0	0	ROMAN HAMRLIK	4	1	1	2	-1	4	0	0
JOFFREY LUPUL	4	1	0	1	0	9	0	0	ANDREI KOSTITSYN	4	1	1	2	2	0	0	0
SCOTT HARTNELL	4	0	1	1	-2	4	0	0	TOMAS PLEKANEC	4	1	1	2	1	6	1	0
MIKE KNUBLE	4	0	1	1	0	0	0	0	MICHAEL KOMISAREK	3	1	1	2	4	6	0	0
ANDREW ALBERTS	3	0	1	1	0	2	0	0	TOM KOSTOPOULOS	3	1	1	2	1	2	0	0
DANIEL BRIERE	1	0	1	1	-2	0	0	0	ALEX TANGUAY	3	1	1	2	0	2	0	0
MATTHEW CARLE	3	0	0	0	0	2	0	0	MATTHIEU SCHNEIDER	1	1	1	2	1	0	1	0
RILEY COTE	3	0	0	0	-1	0	0	0	ANDREI MARKOV	4	0	2	2	4	4	0	0
LASSE KUKKONEN	3	0	0	0	0	2	0	0	MATT D'AGOSTINI	2	1	0	1	1	0	0	0
LUCA SBISA	3	0	0	0	-3	4	0	0	PATRICE BRISEBOIS	4	0	1	1	-2	0	0	0
KIMMO TIMONEN	3	0	0	0	-4	4	0	0	JOSH GORGES	4	0	1	1	0	0	0	0
ANDREAS NODL	2	0	0	0	-1	0	0	0	MAXIM LAPIERRE	4	0	1	1	0	7	0	0
DARROLL POWE	2	0	0	0	-1	0	0	0	FRANCIS BOUILLON	2	0	1	1	-1	0	0	0
JARED ROSS	2	0	0	0	0	0	0	0	MAX PACIORETTY	1	0	1	1	1	0	0	0
OSSI VAANANEN	2	0	0	0	-1	0	0	0	GEORGES LARAQUE	3	0	0	0	-1	5	0	0
STEVE DOWNIE	1	0	0	0	0	5	0	0	CHRISTOPHER HIGGINS	2	0	0	0	-2	0	0	0
STEVE EMINGER	1	0	0	0	0	4	0	0	RYAN O'BYRNE	2	0	0	0	1	2	0	0
CLAUDE GIROUX	1	0	0	0	0	0	0	0	MATTHIEU DANDENAULT	1	0	0	0	1	0	0	0
JOSH GRATTON	1	0	0	0	0	5	0	0	GLEN METROPOLIT	1	0	0	0	-1	2	0	0
RANDY JONES	1	0	0	0	2	0	0	0	GREGORY STEWART	1	0	0	0	-1	2	0	0
RYAN PARENT	1	0	0	0	2	0	0	0									

## GOALTENDING RECORD

FLYERS	GP	MIN	GA	AVG	EN	SO	W	L	OT	SHOTS	SAVE %
MARTIN BIRON	2	119	5	2.51	1	0	1	1	0	51	.902
ANTERO NIITTYMAKI	2	123	9	4.40	0	0	0	1	1	67	.866
<b>TEAM TOTALS</b>	<b>4</b>	<b>244</b>	<b>15</b>	<b>3.69</b>	<b>1</b>	<b>0</b>	<b>1</b>	<b>2</b>	<b>1</b>	<b>119</b>	<b>.874</b>
MONTRÉAL	GP	MIN	GA	AVG	EN	SO	W	L	OT	SHOTS	SAVE %
JAROSLAV HALAK	3	183	7	2.30	0	0	2	1	0	100	.930
CAREY PRICE	1	60	3	3.00	0	0	1	0	0	32	.906
<b>TEAM TOTALS</b>	<b>4</b>	<b>244</b>	<b>10</b>	<b>2.46</b>	<b>0</b>	<b>0</b>	<b>3</b>	<b>1</b>	<b>0</b>	<b>132</b>	<b>.924</b>

## POWER PLAY

FLYERS	2	for	19	10.5%	MONTRÉAL	4	for	19	21.1%
Home	2	for	15	13.3%	Home	2	for	10	20.0%
Away	0	for	4	0.0%	Away	2	for	9	22.2%

## PENALTY KILLING

FLYERS	15	of	19	78.9%	MONTRÉAL	17	of	19	89.5%
Home	7	of	9	77.8%	Home	4	of	4	100.0%
Away	8	of	10	80.0%	Away	13	of	15	86.7%

# FLYERS VS. NASHVILLE PREDATORS

2008 - 09 RESULTS: Won - 1; Lost - 0; OT - 0

DATE	GAME NO.	FLYERS					GOALSCORERS					GOALTENDERS					WINNING GOAL LUPUL				
3-7-09	64	Nashville 1 at FLYERS 4					18; 15; 28					BIRON(W), RINNE(L)									
		GP	W	L	OT	PTS	GF	GA	SO		PPG	SHG	PIM								
FLYERS		1	1	0	0	2	4	1	0		1	0	20								
NASHVILLE		1	0	0	0	0	1	4	0		0	0	22								
GOALS BY PERIOD				1ST	2ND	3RD	OT						TOTAL								
FLYERS				0	2	2	0						4								
NASHVILLE				0	0	1	0						1								
SHOTS BY PERIOD				1ST	2ND	3RD	OT						TOTAL								
FLYERS				11	8	7	0						26								
NASHVILLE				8	18	6	0						32								

## INDIVIDUAL SCORING

FLYERS	GP	G	A	TP	+/-	PIM	PP	SH	NASHVILLE	GP	G	A	TP	+/-	PIM	PP	SH
MIKE KNUBLE	1	0	0	0	0	2	0	0	MARTIN ERAT	1	1	0	1	0	0	0	0
SIMON GAGNE	1	0	1	1	0	0	0	0	RYAN SUTER	1	0	1	1	-1	2	0	0
MIKE RICHARDS	1	1	0	1	0	0	1	0	SHEA WEBER	1	0	1	1	-1	0	0	0
ANDREW ALBERTS	1	0	0	0	2	0	0	0	JASON ARNOTT	1	0	0	0	-2	0	0	0
ARRON ASHAM	1	0	1	1	0	0	0	0	WADE BELAK	1	0	0	0	0	5	0	0
ANDREAS NODL	1	0	0	0	0	0	0	0	GREG DE VRIES	1	0	0	0	0	7	0	0
DANIEL CARCILLO	1	0	1	1	1	7	0	0	JEAN-PIERRE DUMONT	1	0	0	0	0	0	0	0
MATTHEW CARLE	1	0	0	0	-1	0	0	0	VERNON FIDDLER	1	0	0	0	0	0	0	0
JEFF CARTER	1	0	1	1	2	0	0	0	DAN HAMHUIS	1	0	0	0	-1	0	0	0
BRAYDON COBURN	1	0	0	0	0	0	0	0	RYAN JONES	1	0	0	0	-1	0	0	0
RILEY COTE	1	0	0	0	0	5	0	0	KEVIN KLEIN	1	0	0	0	-1	0	0	0
CLAUDE GIROUX	1	1	0	1	1	0	0	0	DAVID LEGWAND	1	0	0	0	0	0	0	0
SCOTT HARTNELL	1	0	0	0	1	0	0	0	ANTTI PIHLSTROM	1	0	0	0	0	0	0	0
RANDY JONES	1	0	1	1	1	2	0	0	JERRED SMITHSON	1	0	0	0	0	0	0	0
JOFFREY LUPUL	1	2	0	2	2	2	0	0	STEVE SULLIVAN	1	0	0	0	0	4	0	0
RYAN PARENT	1	0	1	1	1	2	0	0	JORDIN TOOTOO	1	0	0	0	-1	2	0	0
DAROLL POWE	1	0	0	0	-1	0	0	0	JOEL WARD	1	0	0	0	-2	0	0	0
KIMMO TIMONEN	1	0	1	1	1	0	0	0	GREG ZANON	1	0	0	0	0	0	0	0

## GOALTENDING RECORD

FLYERS	GP	MIN	GA	AVG	EN	SO	W	L	OT	SHOTS	SAVE %
MARTIN BIRON	1	60	1	1.00	0	0	1	0	0	32	.969
TEAM TOTALS	1	60	1	1.00	0	0	1	0	0	32	.969
NASHVILLE	GP	MIN	GA	AVG	EN	SO	W	L	OT	SHOTS	SAVE %
PEKKA RINNE	1	60	4	4.00	0	0	0	1	0	26	.846
TEAM TOTALS	1	60	4	4.00	0	0	0	1	0	26	.846

## POWER PLAY

FLYERS	1	for	5	20.0%	NASHVILLE	0	for	4	0.0%
Home	1	for	5	20.0%	Away	0	for	4	0.0%

## PENALTY KILLING

FLYERS	4	of	4	100.0%	NASHVILLE	4	of	5	80.0%
Home	4	of	4	100.0%	Away	4	of	5	80.0%

# FLYERS VS. NEW JERSEY DEVILS

2008 - 09 RESULTS: Won - 3; Lost - 1; OT - 2

DATE	GAME NO.	FLYERS	GOALSCORERS	GOALTENDERS	WINNING GOAL
10-24-08	7	FLYERS 6 at New Jersey 3	17, 22P, 12P, 19, 15, 19	BIRON(W)/BRODEUR(L)	HARTNELL
10-25-08	8	New Jersey 2 at FLYERS 3 OT	22, 19, 17	BIRON(W)/BRODEUR(OT)	CARTER
12-4-08	25	New Jersey 3 at FLYERS 2 OT	44P, 9P	BIRON(OT)/CLEMMENSEN(W)	ELIAS
12-21-08	33	FLYERS 2 at New Jersey 3 SO	17P, 15	NIITYMAKI(OT)/CLEMMENSEN(W)	ZAJAC
3-1-09	61	FLYERS 0 at New Jersey 3		BIRON(L)/BRODEUR(W)	LANGENBRUNNER
3-23-09	72	New Jersey 2 at FLYERS 4	48P, 22P, 17P, 12	BIRON(W)/BRODEUR(L)	CARTER

	GP	W	L	OT	PTS	GF	GA	SO	PPG	SHG	PIM
FLYERS	6	3	1	2	8	17	15	0	8	0	135
NEW JERSEY	6	3	2	1	7	15	17	1	4	0	118

## GOALS BY PERIOD

	1ST	2ND	3RD	OT	TOTAL
FLYERS	4	6	6	1	17
NEW JERSEY	5	7	2	1	15

## SHOTS BY PERIOD

	1ST	2ND	3RD	OT	TOTAL
FLYERS	58	58	49	8	173
NEW JERSEY	52	78	55	5	190

## INDIVIDUAL SCORING

FLYERS	GP	G	A	TP	+/-	PIM	PP	SH	NEW JERSEY	GP	G	A	TP	+/-	PIM	PP	SH
JEFF CARTER	6	4	2	6	1	0	2	0	ZACH PARISE	6	3	5	8	3	0	0	0
SCOTT HARTNELL	6	3	2	5	1	13	0	0	TRAVIS ZAJAC	6	1	5	6	3	0	0	0
MIKE KNUBLE	6	3	2	5	-1	6	2	0	BRIAN GIONTA	6	2	3	5	-1	4	1	0
MIKE RICHARDS	6	0	5	5	-3	0	0	0	PATRIK ELIAS	5	3	1	4	2	2	1	0
SIMON GAGNE	6	2	2	4	2	0	1	0	DAINIUS ZUBRUS	6	1	3	4	0	4	1	0
JOFFREY LUPUL	6	2	2	4	0	0	0	0	JAMIE LANGENBRUNNER	5	2	1	3	3	2	1	0
KIMMO TIMONEN	5	1	3	4	-2	6	1	0	DAVID JOHNNY ODUYA	6	1	1	2	2	2	0	0
OSSI VAANANEN	4	0	3	3	0	0	0	0	BRIAN ROLSTON	4	1	1	2	2	2	0	0
DANIEL BRIERE	2	1	1	2	-1	6	1	0	BRENDAN SHANAHAN	2	1	1	2	1	0	0	0
BRAYDON COBURN	6	0	2	2	0	7	0	0	DAVID CLARKSON	6	0	2	2	0	19	0	0
SCOTTIE UPSHALL	5	1	0	1	-2	6	1	0	COLIN (JOHN) WHITE	5	0	2	2	1	2	0	0
GLEN METROPOLIT	3	0	1	1	1	0	0	0	PAUL MARTIN	6	0	1	1	-1	2	0	0
LUCA SBISA	3	0	1	1	2	4	0	0	MIKE MOTTAU	6	0	1	1	2	0	0	0
CLAUDE GIROUX	1	0	1	1	1	0	0	0	BOBBY HOLIK	3	0	1	1	1	8	0	0
ANDREW ALBERTS	6	0	0	0	0	14	0	0	JAY PANDOLFO	6	0	0	0	0	4	0	0
ARRON ASHAM	6	0	0	0	-1	24	0	0	ANDY GREENE	5	0	0	0	0	4	0	0
RILEY COTE	6	0	0	0	0	24	0	0	JOHN MADDEN	5	0	0	0	-4	2	0	0
DARROLL POWE	6	0	0	0	-1	4	0	0	MICHAEL RUPP	5	0	0	0	0	32	0	0
MATTHEW CARLE	3	0	0	0	-2	2	0	0	BRYCE SALVADOR	5	0	0	0	-1	6	0	0
RANDY JONES	3	0	0	0	-3	0	0	0	PIERRE-LUC LETOURNEAU-LEBLOND	3	0	0	0	0	15	0	0
ANDREAS NOOL	3	0	0	0	-1	0	0	0	SHELDON BROOKBANK	2	0	0	0	0	12	0	0
STEVE EMINGER	2	0	0	0	2	0	0	0	JAY LEACH	2	0	0	0	0	0	0	0
RYAN PARENT	2	0	0	0	-1	0	0	0	PETR VRANA	2	0	0	0	-1	0	0	0
DANIEL CARCILLO	1	0	0	0	0	4	0	0	NICLAS HAVELID	1	0	0	0	1	0	0	0
JOSH GRATTON	1	0	0	0	-1	7	0	0									
NATHAN GUENIN	1	0	0	0	0	0	0	0									
JONATHAN KALNINSKI	1	0	0	0	-1	0	0	0									
LASSE KUKKONEN	1	0	0	0	0	2	0	0									
JARED ROSS	1	0	0	0	0	0	0	0									
TEAM							6										

## GOALTENDING RECORD

FLYERS	GP	MIN	GA	AVG	EN	SO	W	L	OT	SHOTS	SAVE %
MARTIN BIRON	5	306	13	2.55	0	0	3	1	1	164	.921
ANTERO NIITYMAKI	1	65	2	1.86	0	0	0	0	1	26	.923
TEAM TOTALS	6	372	15	2.42	0	0	3	1	2	190	.921
NEW JERSEY	GP	MIN	GA	AVG	EN	SO	W	L	OT	SHOTS	SAVE %
SCOTT CLEMMENSEN	2	127	4	1.89	0	0	2	0	0	60	.933
MARTIN BRODEUR	4	244	12	2.96	1	1	1	2	1	112	.893
TEAM TOTALS	6	372	17	2.74	1	1	3	2	1	173	.902

## POWER PLAY

FLYERS	8	for	19	42.1%	NEW JERSEY	4	for	28	14.3%
Home	5	for	12	41.7%	Home	2	for	12	16.7%
Away	3	for	7	42.9%	Away	2	for	16	18.8%

## PENALTY KILLING

FLYERS	24	of	28	85.7%	NEW JERSEY	11	of	19	57.9%
Home	14	of	16	87.5%	Home	4	of	7	57.1%
Away	10	of	12	83.3%	Away	7	of	12	58.3%



# FLYERS VS. NEW YORK ISLANDERS

2008 - 09 RESULTS: Won - 6; Lost - 0; OT - 0

DATE	GAME NO.	FLYERS	FLYERS GOALSCORERS	GOALTENDERS	WINNING GOAL
10-30-08	10	NY Islanders 2 at FLYERS 3 OT	22,17,17P	BIRON(W)/MACDONALD(L)	CARTER
11-11-08	14	FLYERS 3 at NY Islanders 1	48,18S,44	BIRON(W)/MACDONALD(L)	RICHARDS
12-9-08	27	NY Islanders 3 at FLYERS 4	45,36,17,12P	BIRON(W)/DANIS(L)	GAGNE
2-14-09	54	NY Islanders 1 at FLYERS 5	28,19,25,45,12	BIRON(W)/DANIS(L)	HARTNELL
3-28-09	74	FLYERS 4 at NY Islanders 3 SO	15,19,15	BIRON(W)/DANIS(L)	RICHARDS
4-11-09	81	FLYERS 3 at NY Islanders 2	15P,22P,12	BIRON(W)/DANIS(L)	GAGNE

	GP	W	L	OT	PTS	GF	GA	SO	PPG	SHG	PIM
FLYERS	6	6	0	0	12	21	12	0	4	1	86
NY ISLANDERS	6	0	4	2	2	12	21	0	2	0	84

## GOALS BY PERIOD

	1ST	2ND	3RD	OT	TOTAL
FLYERS	5	6	9	1	21
NY ISLANDERS	5	2	5	0	12

## SHOTS BY PERIOD

	1ST	2ND	3RD	OT	TOTAL
FLYERS	61	58	58	5	182
NY ISLANDERS	79	62	58	4	203

## INDIVIDUAL SCORING

FLYERS	GP	G	A	TP	+/	PIM	PP	SH	NY ISLANDERS	GP	G	A	TP	+/	PIM	PP	SH
SIMON GAGNE	6	3	4	7	2	8	1	0	ANDY HILBERT	6	3	1	4	3	0	1	0
JEFF CARTER	6	3	3	6	0	2	1	0	SEAN BERGENHEIM	5	1	2	3	2	0	0	0
MIKE RICHARDS	6	1	4	5	3	0	0	1	MARK STREIT	5	1	2	3	2	0	0	0
JOFFREY LUPUL	6	3	1	4	0	0	1	0	DOUG WEIGHT	5	1	2	3	0	21	0	0
SCOTT HARTNELL	6	2	2	4	0	6	0	0	BRUNO GERVASIS	5	0	3	3	-3	0	0	0
BRAYDON COBURN	6	0	3	3	2	8	0	0	TIM JACKMAN	5	1	1	2	0	12	0	0
ARRON ASHAM	6	2	0	2	6	12	0	0	BILL GUERIN	4	1	1	2	-2	2	1	0
MIKE KNUBLE	6	2	0	2	1	8	1	0	TRENT HUNTER	3	1	1	2	-2	2	0	0
MATTHEW CARLE	4	1	1	2	4	0	0	0	JEFF TAMBELLINI	3	1	1	2	-2	0	0	0
DANIEL BRIERE	3	1	1	2	0	2	0	0	JOSHUA BAILEY	5	0	2	2	-1	6	0	0
SCOTTIE UPSHALL	4	0	2	2	3	6	0	0	KYLE OKPOSO	5	0	2	2	-3	4	0	0
OSSI VAANANEN	2	0	2	2	2	0	0	0	BLAKE COMEAU	3	1	0	1	-4	0	0	0
KIMMO TIMONEN	6	1	0	1	2	4	0	0	RADEK MARTINEK	3	1	0	1	-2	0	0	0
DARROLL POWE	4	1	0	1	3	7	0	0	FRANS NIELSEN	5	0	1	1	-1	2	0	0
CLAUDE GIROUX	3	1	0	1	1	0	0	0	CHRIS CAMPOLI	4	0	1	1	-2	0	0	0
ANDREW ALBERTS	6	0	1	1	2	0	0	0	JACK HILLEN	3	0	1	1	0	0	0	0
RILEY COTE	4	0	1	1	1	12	0	0	NATE THOMPSON	3	0	1	1	0	5	0	0
ANDREAS NODL	4	0	1	1	-1	0	0	0	MIKE COMRIE	2	0	1	1	-1	0	0	0
LUCA SBISA	2	0	1	1	0	4	0	0	ANDY SUTTON	2	0	1	1	-2	4	0	0
LASSE KUKKONEN	2	0	1	1	0	0	0	0	RICHARD PARK	6	0	0	0	-7	0	0	0
STEVE EMINGER	1	0	1	1	1	0	0	0	THOMAS POCK	5	0	0	0	1	2	0	0
GLEN METROPOLIT	4	0	0	0	0	0	0	0	MITCHELL FRITZ	4	0	0	0	-1	9	0	0
RANDY JONES	3	0	0	0	2	0	0	0	JON SIM	4	0	0	0	-2	2	0	0
RYAN PARENT	3	0	0	0	-3	0	0	0	BRENDAN WITT	4	0	0	0	-3	4	0	0
DANIEL CARCILLO	2	0	0	0	-1	5	0	0	JOE CALLAHAN	2	0	0	0	-1	0	0	0
STEVE DOWNIE	1	0	0	0	0	0	0	0	JOEL RECHLICZ	2	0	0	0	1	5	0	0
JOSH GRATTON	1	0	0	0	0	2	0	0	BRETT SKINNER	2	0	0	0	-1	0	0	0
									DEAN MCAMMOND	1	0	0	0	0	0	0	0
									FREDDY MEYER	1	0	0	0	0	0	0	0
									MIKE SILLINGER	1	0	0	0	0	0	0	0

## GOALTENDING RECORD

FLYERS	GP	MIN	GA	AVG	EN	SO	W	L	OT	SHOTS	SAVE %
MARTIN BIRON	6	369	12	1.95	0	0	6	0	0	203	.941
TEAM TOTALS	6	369	12	1.95	0	0	6	0	0	203	.941
NY ISLANDERS	GP	MIN	GA	AVG	EN	SO	W	L	OT	SHOTS	SAVE %
JOEY MACDONALD	2	124	5	2.41	1	0	0	1	1	59	.915
YANN DANIS	4	243	15	3.71	0	0	0	3	1	122	.877
TEAM TOTALS	6	369	21	3.41	1	0	0	4	2	182	.885

## POWER PLAY

FLYERS	4	for	17	23.6%	NY ISLANDERS	2	for	23	8.7%
Home	2	for	8	25.0%	Away	2	for	8	25.0%
Away	2	for	9	22.2%	Home	0	for	15	0.0%

## PENALTY KILLING

<b>FLYERS</b>	21	of	23	91.3%	<b>NY ISLANDERS</b>	13	of	17	76.5%
Home	6	of	8	75.0%	Away	6	of	8	75.0%
Away	15	of	15	100.0%	Home	7	of	9	77.8%

# FLYERS VS. NEW YORK RANGERS

2008 - 09 RESULTS: Won - 2; Lost - 4; OT - 0

DATE	GAME NO.		FLYERS GOALSCORERS	GOALTENDERS	WINNING GOAL
10-11-08	1	New York 4 at FLYERS 3	19S,12,18	BIRON(L),NIITYMAKI/VALIQUETTE(W)	ROZSIVAL
2-15-09	55	FLYERS 5 at New York 2	28,18S,25,13,22	BIRON(W)/VALIQUETTE,LUNDQVIST(L)	CARLE
3-14-09	67	New York 2 at FLYERS 4	19,18,45,45	BIRON(W),LUNDQVIST(L)	ASHAM
3-15-09	68	FLYERS 1 at New York 4	12P	NIITYMAKI(L),LUNDQVIST(W)	ANTROPOV
4-9-09	80	FLYERS 1 at New York 2	48P	BIRON(L),LUNDQVIST(W)	CALLAHAN
4-12-09	82	New York 4 at FLYERS 3	28,17P,48	BIRON(L),LUNDQVIST(W)	BETTS

	GP	W	L	OT	PTS	GF	GA	SO	PPG	SHG	PIM
FLYERS	6	2	4	0	4	17	18	0	3	2	116
NY RANGERS	6	4	2	0	8	18	17	0	5	1	110

## GOALS BY PERIOD

	1ST	2ND	3RD	OT	TOTAL
FLYERS	4	10	3	0	17
NY RANGERS	10	2	6	0	18

## SHOTS BY PERIOD

	1ST	2ND	3RD	OT	TOTAL
FLYERS	66	57	48	0	171
NY RANGERS	69	73	64	0	206

## INDIVIDUAL SCORING

FLYERS	GP	G	A	TP	+/-	PIM	PP	SH	NY RANGERS	GP	G	A	TP	+/-	PIM	PP	SH
CLAUDE GIROUX	5	2	4	6	5	4	0	0	RYAN CALLAHAN	6	1	4	5	0	0	0	0
MIKE RICHARDS	6	3	2	5	-4	18	0	1	SEAN AVERY	4	4	0	4	1	8	2	0
DANIEL BRIERE	5	2	3	5	4	4	1	0	NIKOLAI ZHERDEV	6	2	2	4	-1	0	0	0
ARRON ASHAM	6	2	2	4	4	7	0	0	MARKUS NASLUND	6	1	3	4	0	6	0	0
SIMON GAGNE	6	2	2	4	-2	4	1	0	WADE REDDEN	6	0	4	4	1	0	0	0
SCOTT HARTNELL	6	2	1	3	1	15	0	1	DEREK MORRIS	4	0	4	4	0	8	0	0
KIMMO TIMONEN	6	0	3	3	3	2	0	0	BLAIR BETTS	6	2	1	3	1	0	0	0
JEFF CARTER	6	1	1	2	-2	8	1	0	BRANDON DUBINSKY	6	2	1	3	3	16	1	1
MATTHEW CARLE	5	1	1	2	-2	0	0	0	NIK ANTROPOV	4	2	1	3	1	0	1	0
GLEN METROPOLIT	2	1	1	2	1	0	0	0	SCOTT GOMEZ	6	0	3	3	-3	4	0	0
DANIEL CARCILLO	4	0	2	2	1	0	0	0	CHRIS DRURY	5	0	3	3	-1	2	0	0
MIKE KNUBLE	6	1	0	1	-4	4	0	0	FREDRIK SJOSTROM	6	2	0	2	1	4	0	0
BRAYDON COBURN	6	0	1	1	2	16	0	0	MICHAEL ROZSIVAL	6	1	1	2	1	6	1	0
JOFFEY LUPUL	6	0	1	1	-1	4	0	0	DANIEL GIRARDI	6	0	2	2	0	17	0	0
ANDREW ALBERTS	5	0	1	1	0	2	0	0	AARON VOROS	6	0	2	2	-1	0	0	0
MARTIN BIRON	5	0	1	1	-	0	0	0	LAURI KORPIKOSKI	6	1	0	1	-4	0	0	0
DARROLL POWE	5	0	1	1	0	0	0	0	COLTON ORR	6	0	1	1	1	22	0	0
RILEY COTE	4	0	1	1	0	20	0	0	PETR PRUCHA	1	0	1	1	0	0	0	0
SCOTTIE UPSHALL	2	0	1	1	-1	0	0	0	PAUL MARA	6	0	0	0	0	9	0	0
STEVE EMINGER	1	0	1	1	-1	0	0	0	MARC STAAL	6	0	0	0	-2	6	0	0
RANDY JONES	5	0	0	0	-2	2	0	0	NIGEL DAWES	1	0	0	0	-1	0	0	0
RYAN PARENT	3	0	0	0	2	2	0	0	DIMITRI KALININ	1	0	0	0	0	2	0	0
ANDREAS NODL	2	0	0	0	-1	0	0	0	ERIK REITZ	1	0	0	0	-2	0	0	0
JAMIE FRITSCH	1	0	0	0	1	0	0	0	PATRICK RISSMILLER	1	0	0	0	-1	0	0	0
LASSE KUKKONEN	1	0	0	0	-1	0	0	0									
JARED ROSS	1	0	0	0	-1	2	0	0									
LUCA SBISA	1	0	0	0	-1	2	0	0									
DAVID SLOANE	1	0	0	0	0	0	0	0									
OSSI VAANANEN	1	0	0	0	1	0	0	0									

## GOALTENDING RECORD

FLYERS	GP	MIN	GA	AVG	EN	SO	W	L	OT	SHOTS	SAVE %
MARTIN BIRON	5	254	14	3.31	0	0	2	3	0	154	.909
ANTERO NIITYMAKI	2	103	4	2.33	0	0	0	1	0	52	.923
TEAM TOTALS	6	360	18	3.00	0	0	2	4	0	206	.913
NY RANGERS	GP	MIN	GA	AVG	EN	SO	W	L	OT	SHOTS	SAVE %
HENRIK LUNDQVIST	5	266	13	2.94	0	0	3	2	0	137	.905
STEPHEN VALIQUETTE	2	92	4	2.61	0	0	1	0	0	34	.882
TEAM TOTALS	6	360	17	2.83	0	0	4	2	0	171	.901

## POWER PLAY

FLYERS	3	for	25	12.0%	NY RANGERS	5	for	30	16.7%
Home	1	for	12	8.3%	Home	3	for	16	18.8%
Away	2	for	13	15.4%	Away	2	for	14	14.3%

## PENALTY KILLING

FLYERS	25	of	30	83.3%	NY RANGERS	22	of	25	88.0%
Home	12	of	14	85.7%	Home	11	of	13	84.6%
Away	13	of	16	81.3%	Away	11	of	12	91.7%

# FLYERS VS. OTTAWA SENATORS

2008 - 09 RESULTS: Won - 1; Lost - 2; OT - 1

DATE	GAME NO.	FLYERS	GOALSCORERS	GOALTENDERS	WINNING GOAL
11-6-08	12	FLYERS 1 at Ottawa 4	45	NIITYMAKI(L)/AULD(W)	HEATLEY
12-23-08	34	Ottawa 4 at FLYERS 6	25,15,17P,14,12,18	NIITYMAKI(W)/AULD(L)	GAGNE
2-12-09	53	Ottawa 5 at FLYERS 2	36,18	NIITYMAKI(L)/ELLIOTT(W)	FOLIGNO
4-4-09	78	FLYERS 3 at Ottawa 4 SO	36,18P,12	NIITYMAKI(SO)/AULD(W)	FISHER

	GP	W	L	OT	PTS	GF	GA	SO	PPG	SHG	PIM
FLYERS	4	1	2	1	3	12	16	0	2	0	39
OTTAWA	4	3	1	0	6	16	16	0	4	0	22

GOALS BY PERIOD	1ST	2ND	3RD	OT	TOTAL
FLYERS	2	5	5	0	12
OTTAWA	5	5	6	0	16

SHOTS BY PERIOD	1ST	2ND	3RD	OT	TOTAL
FLYERS	40	41	37	2	120
OTTAWA	39	34	27	7	107

## INDIVIDUAL SCORING

FLYERS	GP	G	A	TP	+/PIM	PP	SH	OTTAWA	GP	G	A	TP	+/PIM	PIM	PP	SH
MIKE RICHARDS	4	3	2	5	1	0	1	DANY HEATLEY	4	5	2	7	1	2	2	0
SIMON GAGNE	4	2	1	3	0	0	0	JASON SPEZZA	4	2	5	7	0	0	1	0
DARROLL POWE	3	2	1	3	3	0	0	DANIEL ALFREDSSON	4	0	5	5	0	0	0	0
SCOTT HARTNELL	4	0	2	2	-5	2	0	NICK FOLIGNO	4	3	0	3	2	0	1	0
ARRON ASHAM	4	1	0	1	1	0	0	CHRIS KELLY	4	1	1	2	2	0	0	0
JEFF CARTER	4	1	0	1	-4	2	1	CHRIS PHILLIPS	4	1	1	2	2	0	0	0
JOFFREY LUPUL	4	1	0	1	-5	0	0	ANTOINE VERMETTE	3	1	1	2	-1	0	0	0
MATTHEW CARLE	3	1	0	1	2	0	0	JESSE WINCHESTER	3	1	1	2	2	0	0	0
ANDREAS NODL	2	1	0	1	1	0	0	MIKE FISHER	4	0	2	2	1	2	0	0
BRAYDON COBURN	4	0	1	1	0	7	0	JARKKO RUUTU	4	0	2	2	1	6	0	0
MIKE KNUBLE	4	0	1	1	-2	0	0	FILIP KUBA	3	0	2	2	2	2	0	0
KIMMO TIMONEN	4	0	1	1	0	0	0	BRIAN LEE	2	0	2	2	2	0	0	0
RANDY JONES	3	0	1	1	-2	2	0	ANTON VOLCHENKOV	4	1	0	1	4	2	0	0
CLAUDE GIROUX	2	0	1	1	0	0	0	CHRIS NEIL	3	1	0	1	1	0	0	0
SCOTTIE UPSHALL	2	0	1	1	1	0	0	BRENDAN BELL	3	0	1	1	-1	2	0	0
DANIEL BRIERE	1	0	1	1	-1	0	0	RYAN SHANNON	2	0	1	1	1	0	0	0
JOSH GRATTON	1	0	1	1	1	0	0	CHRIS CAMPOLI	1	0	1	1	1	0	0	0
JONATHAN KALINSKI	1	0	1	1	1	0	0	SHEAN DONOVAN	3	0	0	0	-1	0	0	0
ANDREW ALBERTS	4	0	0	0	-4	0	0	DEAN MCAMMOND	3	0	0	0	-1	0	0	0
RILEY COTE	2	0	0	0	1	2	0	CHRISTOPH SCHUBERT	3	0	0	0	-2	6	0	0
GLEN METROPOLIT	2	0	0	0	-2	0	0	JASON SMITH	3	0	0	0	-1	0	0	0
RYAN PARENT	2	0	0	0	0	0	0	ALEXANDRE PICARD	2	0	0	0	-1	0	0	0
DANIEL CARCILLO	1	0	0	0	0	24	0	MIKE COMRIE	1	0	0	0	1	0	0	0
STEVE EMINGER	1	0	0	0	0	0	0	ILJA ZUBOV	1	0	0	0	-1	0	0	0
BOYD KANE	1	0	0	0	0	0	0									
LASSE KUKKONEN	1	0	0	0	-1	0	0									
NATE RADUNS	1	0	0	0	0	0	0									
LUCA SBISA	1	0	0	0	-1	0	0									
OSSI VAANANEN	1	0	0	0	0	0	0									

## GOALTENDING RECORD

FLYERS	GP	MIN	GA	AVG	EN	SO	W	L	OT	SHOTS	SAVE %
ANTERO NIITYMAKI	4	244	15	3.69	1	0	1	2	1	106	.858
TEAM TOTALS	4	245	16	3.92	1	0	1	2	1	107	.850
OTTAWA	GP	MIN	GA	AVG	EN	SO	W	L	OT	SHOTS	SAVE %
ALEX AULD	3	184	9	2.93	1	0	2	1	0	83	.892
BRIAN ELLIOTT	1	60	2	2.00	0	0	1	0	0	36	.944
TEAM TOTALS	4	245	12	2.94	1	0	3	1	0	120	.900

## POWER PLAY

FLYERS	2	for	10	20.0%	OTTAWA	4	for	8	50.0%
Home	1	for	5	20.0%	Away	2	for	4	50.0%
Away	1	for	5	20.0%	Home	2	for	4	50.0%

## PENALTY KILLING

FLYERS	4	of	8	50.0%	OTTAWA	8	of	10	80.0%
Home	2	of	4	50.0%	Away	4	of	5	80.0%
Away	2	of	4	50.0%	Home	4	of	5	80.0%

# FLYERS VS. PHOENIX COYOTES

2008 – 09 RESULTS: Won – 1; Lost – 0; OT – 0

DATE	GAME NO.					FLYERS GOALSCORERS	GOALTENDERS				WINNING GOAL	
11-22-08	19	Phoenix 3 at FLYERS 4 OT				19,22P,17,18	BIRON(W)/TELLQVIST(L)				RICHARDS	
FLYERS		GP	W	L	OT	PTS	GF	GA	SO	PPG	SHG	PIM
PHOENIX		1	1	0	0	2	4	3	0	1	0	16
		1	0	0	0	0	3	4	0	1	0	6
GOALS BY PERIOD				1ST	2ND	3RD	OT	TOTAL				
FLYERS				1		0	1		1			4
PHOENIX				1		1	1		0			3
SHOTS BY PERIOD				1ST	2ND	3RD	OT	TOTAL				
FLYERS				10		10	12		2			34
PHOENIX				12		10	6		0			28

## INDIVIDUAL SCORING

FLYERS	GP	G	A	TP	+/-	PIM	PP	SH	PHOENIX	GP	G	A	TP	+/-	PIM	PP	SH
JEFF CARTER	1	1	1	2	3	2	0	0	MARTIN HANZAL	1	1	1	2	0	0	0	0
MIKE RICHARDS	1	1	1	2	2	4	0	0	DANIEL CARCILLO	1	1	0	1	-1	0	1	0
SIMON GAGNE	1	0	2	2	1	0	0	0	TODD FEDORUK	1	1	0	1	1	2	0	0
SCOTT HARTNELL	1	1	0	1	0	2	0	0	MIKKEL BOEDKER	1	0	1	1	0	0	0	0
MIKE KNUBLE	1	1	0	1	1	0	1	0	ZBYNEK MICHALEK	1	0	1	1	0	0	0	0
KIMMO TIMONEN	1	0	1	1	0	2	0	0	KEVIN PORTER	1	0	1	1	1	0	0	0
ANDREW ALBERTS	1	0	0	0	-1	0	0	0	SHANE DOAN	1	0	0	0	-1	0	0	0
ARRON AHSAM	1	0	0	0	0	0	0	0	DAVID HALE	1	0	0	0	0	0	0	0
MATTHEW CARLE	1	0	0	0	1	0	0	0	OLLI JOKINEN	1	0	0	0	0	2	0	0
BRAYDON COBURN	1	0	0	0	2	0	0	0	ED JOVANOVSKI	1	0	0	0	-1	2	0	0
JOSH GRATTON	1	0	0	0	0	0	0	0	KEN KLEE	1	0	0	0	0	0	0	0
JONATHAN KALINSKI	1	0	0	0	-1	0	0	0	ENVER LISIN	1	0	0	0	-1	0	0	0
LASSE KUKKONEN	1	0	0	0	0	2	0	0	PETER MUELLER	1	0	0	0	0	0	0	0
JOFFREY LUPUL	1	0	0	0	-1	2	0	0	STEVEN REINPRECHT	1	0	0	0	-1	0	0	0
GLEN METROPOLIT	1	0	0	0	-1	0	0	0	KURT SAUER	1	0	0	0	1	0	0	0
ANDREAS NODL	1	0	0	0	0	2	0	0	VIKTOR TIKHONOV	1	0	0	0	0	0	0	0
LUCA SBISA	1	0	0	0	0	0	0	0	KYLE TURRIS	1	0	0	0	0	0	0	0
SCOTTIE UPSHALL	1	0	0	0	-1	0	0	0	KEITH YANDLE	1	0	0	0	-2	0	0	0

## GOALTENDING RECORD

FLYERS	GP	MIN	GA	AVG	EN	SO	W	L	OT	SHOTS	SAVE %
MARTIN BIRON	1	61	3	2.93	0	0	1	0	0	28	.893
TEAM TOTALS	1	61	3	2.93	0	0	0	0	0	28	.893
PHOENIX	GP	MIN	GA	AVG	EN	SO	W	L	OT	SHOTS	SAVE %
MIKAEL TELLQVIST	1	61	4	3.91	0	0	0	1	0	34	.882
TEAM TOTALS	1	61	4	3.91	0	0	0	1	0	34	.882

## POWER PLAY

FLYERS	1	for	3	33.3%	PHOENIX	1	for	8	12.5%
Home	1	for	3	33.3%	Away	1	for	8	12.5%

## PENALTY KILLING

FLYERS	7	of	8	87.5%	PHOENIX	2	of	3	66.6%
Home	7	of	8	87.5%	Away	2	of	3	66.6%

# FLYERS VS. PITTSBURGH PENGUINS

2008 - 09 RESULTS: Won - 2; Lost - 2; OT - 2

DATE	GAME NO.	FLYERS	FLYERS GOALSCORERS	GOALTENDERS	WINNING GOAL
10-14-08	3	FLYERS 2 at Pittsburgh 3 OT	17,12	NIITTYMAKI(OT)/FLEURY(W)	DUPUIS
11-13-08	15	FLYERS 4 at Pittsburgh 5 SO	17,12S,12S,15P	BIRON(OT)/SABOURIN(W), FLEURY	GOLIGOSKI
12-13-08	29	Pittsburgh 3 at FLYERS 6	15P,22P,18,19,22P,17P	BIRON(W),SABOURIN(L)	HARTNELL
1-13-09	43	Pittsburgh 4 at FLYERS 2	22,15	BIRON(L),FLEURY(W)	STAAL
2-21-09	57	Pittsburgh 5 at FLYERS 4	15,18S,5,22	BIRON(W),FLEURY(W)	CROSBY
3-22-09	71	FLYERS 3 at Pittsburgh 1	12P,19P,36	BIRON(W),FLEURY(L)	HARTNELL

FLYERS	GP	W	L	OT	PTS	GF	GA	SO	PPG	SHG	PIM
PITTSBURGH	6	2	2	2	6	21	20	0	7	3	91
	6	4	2	0	8	20	21	0	5	0	89

GOALS BY PERIOD	1ST	2ND	3RD	OT	TOTAL
-----------------	-----	-----	-----	----	-------

FLYERS	5	10	6	0	21
PITTSBURGH	2	11	6	0	20

SHOTS BY PERIOD	1ST	2ND	3RD	OT	TOTAL
-----------------	-----	-----	-----	----	-------

FLYERS	48	57	58	5	168
PITTSBURGH	51	64	45	6	166

## INDIVIDUAL SCORING

FLYERS	GP	G	A	TP	+/	PIM	PP	SH	PITTSBURGH	GP	G	A	TP	+/	PIM	PP	SH
JEFF CARTER	6	3	5	8	2	6	1	0	SIDNEY CROSBY	6	4	5	9	1	4	1	0
MIKE RICHARDS	6	2	5	7	2	4	0	1	EVGENI MALKIN	6	3	4	7	-2	8	1	0
KIMMO TIMONEN	6	0	7	7	-1	6	0	0	RUSLAN FEDOTENKO	5	3	6	4	4	1	0	0
SIMON GAGNE	6	4	2	6	3	0	1	2	KRISTOPHER LETANG	5	1	4	5	2	0	1	0
SCOTT HARTNELL	6	2	4	6	0	17	1	0	PETR SYKORA	6	0	5	5	-3	0	0	0
MIKE KNUBLE	6	4	1	5	1	0	2	0	PASCAL DUPUIS	5	1	3	4	2	4	0	0
JOFFREY LUPUL	6	4	1	5	-4	6	2	0	MATT COOKE	6	2	1	3	1	8	0	0
MATTHEW CARLE	5	0	4	4	0	0	0	0	BROOKS ORPK	6	1	2	3	1	4	1	0
BRAYDON COBURN	6	1	1	2	1	8	0	0	TYLER KENNEDY	5	1	2	3	0	2	0	0
SCOTTIE UPSHALL	5	0	2	2	-1	4	0	0	JORDAN STAAL	6	2	0	2	0	4	0	0
DARROLL POWE	4	1	0	1	0	0	0	0	ERIC GODARD	6	1	1	2	2	22	0	0
ANDREW ALBERTS	6	0	1	1	0	4	0	0	MIROSLAV SATAN	5	0	2	2	-7	2	0	0
OSSI VAANANEN	4	0	1	1	-1	4	0	0	MAXIME TALBOT	5	0	2	2	-2	2	0	0
DANIEL BRIERE	2	0	1	1	0	2	0	0	MICHAEL ZIGOMANIS	2	1	0	1	2	2	0	0
CLAUDE GIROUX	2	0	1	1	0	0	0	0	ALEX GOLIGOSKI	4	0	1	1	1	0	0	0
RYAN PARENT	2	0	1	1	-1	0	0	0	SERGEI GONCHAR	2	0	1	1	-1	6	0	0
ARRON ASHAM	6	0	0	0	0	7	0	0	PAUL BISSONNETTE	1	0	1	1	1	5	0	0
RILEY COTE	5	0	0	0	-1	15	0	0	JEFF TAFFE	1	0	1	1	0	0	0	0
GLEN METROPOLIT	5	0	0	0	-2	2	0	0	ROB SCUDERI	6	0	0	0	-2	2	0	0
RANDY JONES	3	0	0	0	0	0	0	0	MARK EATON	5	0	0	0	4	2	0	0
ANDREAS NÖDL	3	0	0	0	-4	0	0	0	HAL GILL	5	0	0	0	-2	2	0	0
LUCA SBISA	3	0	0	0	0	2	0	0	CHRISTOPHER MINARD	2	0	0	0	1	0	0	0
DANIEL CARCILLO	1	0	0	0	0	2	0	0	RYAN WHITNEY	2	0	0	0	2	0	0	0
STEVE DOWNIE	1	0	0	0	-1	0	0	0	PHILIPPE BOUCHER	1	0	0	0	0	2	0	0
STEVE EMINGER	1	0	0	0	-1	0	0	0	BILL GUERIN	1	0	0	0	-1	2	0	0
JOSH GRATTON	1	0	0	0	0	0	0	0	CONNOR JAMES	1	0	0	0	0	0	0	0
LASSE KUKKONEN	1	0	0	0	1	0	0	0	DUSTIN JEFFREY	1	0	0	0	0	0	0	0
TEAM						2			CHRIS KUNITZ	1	0	0	0	-1	0	0	0
									TIM WALLACE	1	0	0	0	0	0	0	0
									TEAM						2		

## GOALTENDING RECORD

FLYERS	GP	MIN	GA	AVG	EN	SO	W	L	OT	SHOTS	SAVE %
MARTIN BIRON	5	303	17	3.37	0	0	2	2	1	138	.877
ANTERO NIITTYMAKI	1	65	3	2.78	0	0	0	0	1	28	.893
TEAM TOTALS	6	370	20	3.24	0	0	2	2	2	166	.880
PITTSBURGH	GP	MIN	GA	AVG	EN	SO	W	L	OT	SHOTS	SAVE %
MARC-ANDRE FLEURY	5	284	14	2.96	1	0	3	1	0	129	.891
DANY SABOURIN	2	85	6	4.24	0	0	1	1	0	38	.842
TEAM TOTALS	6	370	21	3.41	1	0	4	2	0	168	.875

## POWER PLAY

FLYERS	7	for	28	25.0%	PITTSBURGH	5	for	29	17.2%
Home	4	for	11	36.4%	Home	3	for	17	17.6%
Away	3	for	17	17.6%	Away	2	for	12	16.7%

## PENALTY KILLING

<b>FLYERS</b>	24	of	29	82.8%	<b>PITTSBURGH</b>	21	of	28	75.0%
Home	10	of	12	83.3%	Home	14	of	17	82.4%
Away	14	of	17	82.4%	Away	7	of	11	63.6%

# FLYERS VS. SAN JOSE SHARKS

2008 – 09 RESULTS: Won – 0; Lost – 0; OT – 2

GAME		FLYERS					GOALTENDERS				WINNING	
DATE	NO.			GOALSCORERS						GOAL		
10-18-08	5	FLYERS 4 at San Jose 5 OT		48,5,17S,48,		NIITTYMAKI(OT)/NABOKOV(W)				BOYLE		
10-22-08	6	San Jose 7 at FLYERS 6 SO		17S,18,9P,15,15,48P		NIITTYMAKI,BIRON(OT)/NABOKOV(W)				PAVELSKI		
		GP	W	L	OT	PTS	GF	GA	SO	PPG	SHG	PIM
FLYERS		2	0	0	2	2	10	11	0	2	2	41
SAN JOSE		2	2	0	0	4	11	10	0	3	0	27
GOALS BY PERIOD				1ST	2ND	3RD	OT	TOTAL				
FLYERS				4	3	3	0	10				
SAN JOSE				4	3	3	1	11				
SHOTS BY PERIOD				1ST	2ND	3RD	OT	TOTAL				
FLYERS				17	13	14	2	46				
SAN JOSE				25	34	20	1	80				

## INDIVIDUAL SCORING

FLYERS	GP	G	A	TP	+/-	PIM	PP	SH	SAN JOSE	GP	G	A	TP	+/-	PIM	PP	SH
DANIEL BRIERE	2	3	0	3	-2	2	1	0	DAN BOYLE	2	2	2	4	-1	4	0	0
JEFF CARTER	2	2	1	3	2	4	0	2	PATRICK MARLEAU	2	2	2	4	0	2	0	0
SCOTT HARTNELL	2	0	3	3	0	4	0	0	JOE PAVELSKI	2	2	1	3	1	0	1	0
JOFFREY LUPUL	2	2	0	2	1	0	0	0	DEVIN SETOGUCHI	2	2	1	3	-1	0	0	0
MIKE RICHARDS	2	1	1	2	1	4	0	0	RYANE CLOWE	2	1	2	3	-1	0	1	0
SCOTTIE UPSHALL	2	1	1	2	0	6	1	0	CHRISTIAN EHRRHOFF	2	1	2	3	3	4	0	0
MIKE KNUBLE	2	0	2	2	1	0	0	0	MARC-EDOUARD VLASIC	2	0	3	3	-4	0	0	0
KIMMO TIMONEN	2	0	2	2	5	2	0	0	JONATHAN CHEECHOO	2	1	1	2	-1	2	1	0
BRAYDON COBURN	2	1	0	1	3	2	0	0	MARCEL GOC	2	0	2	2	1	2	0	0
LUCA SBISA	2	0	1	1	-3	2	0	0	MIKE GRIER	2	0	2	2	3	2	0	0
SIMON GAGNE	1	0	1	1	0	0	0	0	JOE THORNTON	2	0	2	2	-3	0	0	0
ANDREAS NODL	1	0	1	1	-2	0	0	0	JEREMY ROENICK	2	0	1	1	2	0	0	0
ANDREW ALBERTS	2	0	0	0	0	2	0	0	ALEXEI SEMENOV	2	0	1	1	2	0	0	0
ARRON ASHAM	2	0	0	0	-1	0	0	0	ROB BLAKE	2	0	0	0	0	0	4	0
RILEY COTE	2	0	0	0	0	5	0	0	BRAD LUKOWICH	2	0	0	0	0	0	0	0
STEVE EMINGER	2	0	0	0	-2	2	0	0	JODY SHELLEY	2	0	0	0	0	7	0	0
OSSI VAANANEN	2	0	0	0	-2	0	0	0	BRAD STAUBITZ	2	0	0	0	0	0	0	0
STEVE DOWNIE	1	0	0	0	0	4	0	0	LUKAS KASPAR	1	0	0	0	-1	0	0	0
LASSE KUKKONEN	1	0	0	0	-1	0	0	0	MILAN MICHALEK	1	0	0	0	-1	0	0	0
GLEN METROPOLIT	1	0	0	0	-1	0	0	0									
JARED ROSS	1	0	0	0	0	0	0	0									
TEAM							2										

## GOALTENDING RECORD

FLYERS	GP	MIN	GA	AVG	EN	SO	W	L	OT	SHOTS	SAVE %
MARTIN BIRON	1	45	2	2.69	0	0	0	0	1	20	.900
ANTERO NIITTYMAKI	2	81	9	6.63	0	0	0	0	1	60	.850
TEAM TOTALS	2	126	11	5.24	0	0	0	0	2	80	.863
SAN JOSE	GP	MIN	GA	AVG	EN	SO	W	L	OT	SHOTS	SAVE %
EVGENI NABOKOV	2	126	10	4.75	0	0	2	0	0	46	.783
TEAM TOTALS	2	126	10	4.75	0	0	2	0	0	46	.783

## POWER PLAY

FLYERS	2	for	5	40.0%	SAN JOSE	3	for	12	25.0%
Home	2	for	3	66.6%	Home	1	for	7	14.3%
Away	0	for	2	0.0%	Away	2	for	5	40.0%

## PENALTY KILLING

FLYERS	9	of	12	75.0%	SAN JOSE	3	of	5	60.0%
Home	3	of	5	60.0%	Home	2	of	2	100.0%
Away	6	of	7	85.7%	Away	1	of	3	33.3%

# FLYERS VS. ST. LOUIS BLUES

2008 -- 09 RESULTS: Won - 0; Lost - 1; OT - 0

GAME		FLYERS					GOALTENDERS					WINNING	
DATE	NO.	GOALSCORERS					NIITYMAKI(L)/MASON(W)					GOAL	
1-31-09	49	FLYERS 0 at St. Louis 4										MCCLEMENT	
		GP	W	L	OT	PTS	GF	GA	SO	PPG	SHG	PIM	
FLYERS		1	0	1	0	0	0	4	0	0	0	40	
ST. LOUIS		1	1	0	0	2	4	0	1	2	0	34	
GOALS BY PERIOD				1ST		2ND		3RD		OT		TOTAL	
FLYERS		0		0		0		0		0		0	
ST. LOUIS		1		2		1		0		0		4	
SHOTS BY PERIOD				1ST		2ND		3RD		OT		TOTAL	
FLYERS		9		12		15		0		0		36	
ST. LOUIS		12		14		9		0		0		35	

## INDIVIDUAL SCORING

FLYERS	GP	G	A	TP	+/-	PIM	PP	SH	ST. LOUIS	GP	G	A	TP	+/-	PIM	PP	SH
ANDREW ALBERTS	1	0	0	0	0	2	0	0	BRAD BOYES	1	0	2	2	1	0	0	0
ARRON ASHAM	1	0	0	0	-1	7	0	0	T.J. OSHIE	1	0	2	2	1	2	0	0
MATTHEW CARLE	1	0	0	0	-2	2	0	0	DAVID BACKES	1	1	0	1	0	2	1	0
JEFF CARTER	1	0	0	0	0	0	0	0	PATRIK BERGLUND	1	1	0	1	0	0	1	0
RILEY COTE	1	0	0	0	-1	12	0	0	CARLO COLAIACOVO	1	1	0	1	1	0	0	0
SIMON GAGNE	1	0	0	0	0	2	0	0	JAY MCCLEMENT	1	1	0	1	1	2	0	0
CLAUDE GIROUX	1	0	0	0	-1	2	0	0	ALEXANDER STEEN	1	0	1	1	0	4	0	0
SCOTT HARTNELL	1	0	0	0	-1	2	0	0	KEITH TKACHUK	1	0	1	1	1	0	0	0
MIKE KNUBLE	1	0	0	0	2	0	0	0	BRAD WINCHESTER	1	0	1	1	1	4	0	0
LASSE KUKKONEN	1	0	0	0	0	0	0	0	BRANDON CROMBEEN	1	0	0	0	0	4	0	0
JOFFREY LUPUL	1	0	0	0	-1	2	0	0	DAN HINOTE	1	0	0	0	0	5	0	0
GLEN METROPOLIT	1	0	0	0	-1	0	0	0	BARRET JACKMAN	1	0	0	0	0	0	0	0
DARROLL POWE	1	0	0	0	0	2	0	0	CAM JANSSEN	1	0	0	0	0	5	0	0
MIKE RICHARDS	1	0	0	0	0	5	0	0	JAY MCKEE	1	0	0	0	1	0	0	0
LUCA SBISA	1	0	0	0	-2	0	0	0	DAVID PERRON	1	0	0	0	1	0	0	0
KIMMO TIMONEN	1	0	0	0	0	0	0	0	TYSON STRACHAN	1	0	0	0	1	2	0	0
SCOTTIE UPSHALL	1	0	0	0	0	0	0	0	MIKE WEAVER	1	0	0	0	0	0	0	0
OSSI VAANANEN	1	0	0	0	0	0	0	0	JEFF WOYWITKA	1	0	0	0	1	0	0	0

## GOALTENDING RECORD

FLYERS	GP	MIN	GA	AVG	EN	SO	W	L	OT	SHOTS	SAVE %
ANTERO NIITYMAKI	1	59	4	4.03	0	0	0	1	0	35	.886
TEAM TOTALS	1	60	4	4.00	0	0	0	1	0	35	.886
ST. LOUIS	GP	MIN	GA	AVG	EN	SO	W	L	OT	SHOTS	SAVE %
CHRIS MASON	1	60	0	0.00	0	1	1	0	0	36	1.000
TEAM TOTALS	1	60	0	0.00	0	1	1	0	0	36	1.000

## POWER PLAY

FLYERS	0	for	11	00.0%	ST. LOUIS	2	for	8	25.0%
Away	0	for	11	00.0%	Home	2	for	8	25.0%

## PENALTY KILLING

FLYERS	6	of	8	75.0%	ST. LOUIS	11	of	11	100.0%
Away	6	of	8	75.0%	Home	11	of	11	100.0%

# FLYERS VS. TAMPA BAY LIGHTNING

2008 - 09 RESULTS: Won - 2 Lost - 2 OT - 0

DATE	GAME NO.	FLYERS GOALSCORERS	GOALTENDERS	WINNING GOAL
11-8-08	13	Tampa Bay 2 at FLYERS 1	48P	BIRON(L)/SMITH(W)
12-2-08	24	Tampa Bay 3 at FLYERS 4 OT	17P,18S,17P,18P	BIRON(W)/SMITH(L)
1-15-09	44	FLYERS 1 at Tampa Bay 4	15P	BIRON(L)/SMITH(W)
1-30-09	48	FLYERS 6 at Tampa Bay 1	18,6P,18,17,19,17	NIITYMAKI(W)/SMITH(L)

	GP	W	L	OT	PTS	GF	GA	SO	PPG	SHG	PIM
FLYERS	4	2	2	0	4	12	10	0	6	1	108
TAMPA BAY	4	2	1	1	5	10	12	0	4	0	83

## GOALS BY PERIOD

	1ST	2ND	3RD	OT	TOTAL
FLYERS	3	3	5	1	12
TAMPA BAY	2	5	3	0	10

## SHOTS BY PERIOD

	1ST	2ND	3RD	OT	TOTAL
FLYERS	48	38	45	1	132
TAMPA BAY	52	52	42	0	146

## INDIVIDUAL SCORING

FLYERS	GP	G	A	TP	+/-	PIM	PP	SH	TAMPA BAY	GP	G	A	TP	+/-	PIM	PP	SH
JEFF CARTER	4	4	2	6	4	4	2	0	VACLAV PROSPAL	4	3	1	4	-2	0	2	0
MIKE RICHARDS	4	4	2	6	1	2	1	1	MARK RECCHI	4	1	3	4	0	4	1	0
JOFFREY LUPUL	4	1	3	4	1	4	1	0	MARTIN ST. LOUIS	4	1	2	3	-2	0	0	0
SCOTT HARTNELL	4	1	2	3	2	6	0	0	VINCENT LECAVALIER	4	1	1	2	-3	0	0	0
KIMMO TIMONEN	4	0	3	3	4	2	0	0	JUSSI JOKINEN	2	1	1	2	1	2	0	0
RANDY JONES	2	1	1	2	0	2	1	0	STEVEN STAMKOS	4	0	2	2	1	4	0	0
SIMON GAGNE	4	0	2	2	-1	4	0	0	ANDREJ MESZAROS	4	1	0	1	2	2	1	0
MATTHEW CARLE	3	0	2	2	1	0	0	0	STEVE DOWNIE	3	1	0	1	1	8	0	0
DANIEL BRIERE	2	1	0	1	-1	4	1	0	RYAN CRAIG	2	1	0	1	1	10	0	0
MIKE KNUBLE	4	0	1	1	-1	2	0	0	STEVE EMINGER	4	0	1	1	-3	4	0	0
OSSI VAANANEN	3	0	1	1	3	2	0	0	ADAM HALL	4	0	1	1	0	2	0	0
ANDREW ALBERTS	4	0	0	0	-2	2	0	0	RYAN MALONE	4	0	1	1	-1	13	0	0
ARRON ASHAM	4	0	0	0	-1	21	0	0	PAUL RANGER	3	0	1	1	-1	0	0	0
BRAYDON COBURN	4	0	0	0	-2	11	0	0	MATT PETTINGER	2	0	1	1	0	0	0	0
GLEN METROPOLIT	4	0	0	0	-2	2	0	0	GARY ROBERTS	1	0	1	1	1	0	0	0
SCOTTIE UPSHALL	4	0	0	0	0	19	0	0	RADEK SMOLENAK	1	0	1	1	1	5	0	0
RILEY COTE	3	0	0	0	0	15	0	0	LUKAS KRAJICEK	4	0	0	0	0	0	0	0
CLAUDE GIROUX	2	0	0	0	0	0	0	0	EVGENY ARTYUKHIN	3	0	0	0	-1	8	0	0
LASSE KUKKONEN	2	0	0	0	-1	0	0	0	MAREK MALIK	3	0	0	0	0	2	2	0
ANDREAS NOOL	2	0	0	0	-1	0	0	0	JEFF HALPERN	2	0	0	0	0	2	0	0
DARROLL POWE	2	0	0	0	0	0	0	0	DAVID KOCI	2	0	0	0	0	15	0	0
LUCA SBISA	2	0	0	0	-1	2	0	0	MIKE LUNDIN	2	0	0	0	0	2	0	0
JOSH GRATTON	1	0	0	0	0	0	0	0	CHRIS GRATTON	1	0	0	0	0	0	0	0
TEAM						4			CORY MURPHY	1	0	0	0	0	0	0	0
									KEVIN QUICK	1	0	0	0	0	0	0	0
									MATT SMABY	1	0	0	0	0	0	0	0
									PAUL SZCZECZURA	1	0	0	0	0	0	0	0
									RADIM VRBATA	1	0	0	0	0	0	0	0

## GOALTENDING RECORD

FLYERS	GP	MIN	GA	AVG	EN	SO	W	L	OT	SHOTS	SAVE %
ANTERO NIITYMAKI	1	60	1	1.00	0	0	1	0	0	42	.976
MARTIN BIRON	3	181	9	2.98	0	0	1	2	0	104	.913
TEAM TOTALS	4	242	10	2.48	0	0	2	2	0	146	.932
TAMPA BAY	GP	MIN	GA	AVG	EN	SO	W	L	OT	SHOTS	SAVE %
MIKE SMITH	4	235	12	3.06	0	0	2	1	1	130	.908
RIKU HELENIUS	1	7	0	0.00	0	0	0	0	0	2	1.000
TEAM TOTALS	4	242	12	2.98	0	0	2	1	1	132	.909

## POWER PLAY

<b>FLYERS</b>	6	for	19	31.6%	<b>TAMPA BAY</b>	4	for	24	16.7%
Home	4	for	11	36.4%	Away	2	for	11	18.2%
Away	2	for	8	25.0%	Home	2	for	13	15.4%

## PENALTY KILLING

FLYERS	20	of	24	83.3%	TAMPA BAY	13	of	19	68.4%
Home	9	of	11	81.8%	Away	7	of	11	63.6%
Away	11	of	13	84.6%	Home	6	of	8	75.0%



# FLYERS VS. TORONTO MAPLE LEAFS

2008 - 09 RESULTS: Won - 2 Lost - 2 OT - 0

DATE	GAME NO.	FLYERS	GOALSCORERS	GOALTENDERS	WINNING GOAL
11-29-08	23	FLYERS 2 at Toronto 4	18,18S	BIRON(I)/TOSKALA(W)	MOORE
1-10-09	42	Toronto 1 at FLYERS 4	18P,17P,41,17	BIRON(W)/TOSKALA(L)	CARTER
4-1-09	76	FLYERS 2 at Toronto 3	45,28P	BIRON(I)/JOSEPH(W)	WHITE
4-3-09	77	Toronto 5 at FLYERS 8	6,28,12P,19,17,17,17,48	BIRON(W)/GERBER(L)	CARTER

	GP	W	L	OT	PTS	GF	GA	SO	PPG	SHG	PIM
FLYERS	4	2	2	0	4	16	13	0	4	1	55
TORONTO	4	2	2	0	4	13	16	0	2	0	59

## GOALS BY PERIOD

	1ST	2ND	3RD	OT	TOTAL
FLYERS	8	2	6	0	16
TORONTO	2	7	4	0	13

## SHOTS BY PERIOD

	1ST	2ND	3RD	OT	TOTAL
FLYERS	49	38	42	0	129
TORONTO	41	55	43	0	139

## INDIVIDUAL SCORING

FLYERS	GP	G	A	TP	+/PIM	PP	SH	TORONTO	GP	G	A	TP	+/PIM	PIM	PP	SH
JEFF CARTER	4	5	1	6	3	6	1	JAMAL MAYERS	4	2	1	3	2	10	0	0
CLAUDE GIROUX	2	2	3	5	-1	0	1	LEE STEMPNIAK	4	2	1	3	0	4	0	0
MIKE RICHARDS	4	3	1	4	0	0	1	ALEXEI PONIKAROVSKY	4	1	2	3	0	2	1	0
ARRON ASHAM	4	1	3	4	0	7	0	LUKE SCHENN	4	1	2	3	3	5	0	0
DANIEL BRIERE	2	1	3	4	-1	4	0	NIKOLAI KULEMIN	3	1	2	3	0	0	1	0
SIMON GAGNE	4	1	2	3	0	2	1	NIK ANTROPOV	2	1	2	3	1	0	0	0
MATTHEW CARLE	4	0	3	3	-3	0	0	MATT STAJAN	4	0	3	3	1	0	0	0
KIMMO TIMONEN	4	0	3	3	3	0	0	IAN WHITE	4	1	1	2	3	0	0	0
ANDREW ALBERTS	4	1	1	2	1	11	0	BOYD DEVEREAUX	2	1	1	2	3	2	0	0
RANDY JONES	3	1	1	2	1	2	0	DOMINIC MOORE	2	1	1	2	2	6	0	0
JOFFREY LUPUL	4	0	2	2	1	0	0	JEFF FINGER	3	0	2	2	2	0	0	0
DARROLL POWE	3	0	2	2	0	2	0	PAVEL KUBINA	4	1	0	1	-6	4	0	0
SCOTT HARTNELL	4	1	0	1	1	5	0	MIKHAIL GRABOVSKI	3	1	0	1	-2	2	0	0
DANIEL CARCILLO	2	0	1	1	1	0	0	NIKLAS HAGMAN	4	0	1	1	-4	0	0	0
SCOTTIE UPSHALL	2	0	1	1	1	0	0	BRAD MAY	3	0	1	1	0	2	0	0
OSSI VAANANEN	1	0	1	1	2	0	0	TOMAS KABERLE	4	0	0	0	-1	0	0	0
BRAYDON COBURN	4	0	0	0	-3	2	0	JOHN MITCHELL	4	0	0	0	-4	4	0	0
MIKE KNUBLE	4	0	0	0	-3	4	0	JASON BLAKE	3	0	0	0	-3	4	0	0
ANDREAS NODL	3	0	0	0	0	0	0	ANDRE DEVEAUX	2	0	0	0	1	10	0	0
RILEY COTE	2	0	0	0	0	5	0	JAY HARRISON	2	0	0	0	-3	2	0	0
GLEN METROPOLIT	2	0	0	0	1	0	0	RYAN HOLLWEG	2	0	0	0	-1	0	0	0
RYAN PARENT	2	0	0	0	0	0	0	JONAS FROGREN	1	0	0	0	0	0	0	0
LUCA SBISA	2	0	0	0	1	0	0	JEFFREY HAMILTON	1	0	0	0	1	2	0	0
JOSH GRATTON	1	0	0	0	-1	5	0	CHRISTIAN HANSON	1	0	0	0	-1	0	0	0
JONATHAN KALINSKI	1	0	0	0	0	0	0	JAIME SIFERS	1	0	0	0	0	0	0	0
								ANTON STRALMAN	1	0	0	0	0	0	0	0

## GOALTENDING RECORD

FLYERS	GP	MIN	GA	AVG	EN	SO	W	L	OT	SHOTS	SAVE %
MARTIN BIRON	4	211	13	3.69	0	0	2	2	0	129	.899
ANTERO NIITYMAKI	1	25	0	0.00	0	0	0	0	0	10	1.000
TEAM TOTALS	4	240	13	3.25	0	0	2	2	0	139	.906
TORONTO	GP	MIN	GA	AVG	EN	SO	W	L	OT	SHOTS	SAVE %
VESA TOSKALA	2	119	5	2.51	1	0	1	1	0	59	.915
CURTIS JOSEPH	2	71	4	3.40	0	0	1	0	0	39	.897
MARTIN GERBER	1	49	6	7.34	0	0	0	1	0	30	.800
TEAM TOTALS	4	240	16	4.00	1	0	2	2	0	129	.876

## POWER PLAY

FLYERS	4	for	17	23.5%	TORONTO	2	for	15	13.3%
Home	3	for	8	37.5%	Away	0	for	8	0.0%
Away	1	for	9	11.1%	Home	2	for	7	28.6%

## PENALTY KILLING

FLYERS	13	of	15	86.7%	TORONTO	13	of	17	76.5%
Home	8	of	8	100.0%	Away	5	of	8	62.5%
Away	5	of	7	71.4%	Home	8	of	9	88.9%

# FLYERS VS. VANCOUVER CANUCKS

2008 – 09 RESULTS: Won – 1; Lost – 0; OT – 0

DATE	GAME NO.	FLYERS GOALSCORERS					GOALTENDERS					WINNING GOAL
12-30-08	37	FLYERS 3 at Vancouver 2					BIRON(W)/SANFORD,SCHNEIDER(L)					KALINSKI
		GP	W	L	OT	PTS	GF	GA	SO	PPG	SHG	PIM
FLYERS		1	1	0	0	2	3	2	0	0	0	11
VANCOUVER		1	0	1	0	0	2	3	0	1	0	7
GOALS BY PERIOD				1ST	2ND	3RD	OT	TOTAL				
FLYERS				2	1	0	0	3				
VANCOUVER				1	1	0	0	2				
SHOTS BY PERIOD				1ST	2ND	3RD	OT	TOTAL				
FLYERS				9	11	9	0	29				
VANCOUVER				8	12	11	0	31				

## INDIVIDUAL SCORING

FLYERS	GP	G	A	TP	+	-	PIM	PP	SH	VANCOUVER	GP	G	A	TP	+	-	PIM	PP	SH
JEFF CARTER	1	1	1	2	1	0	0	0	0	RYAN KESLER	1	1	0	1	0	0	0	0	0
SCOTT HARTNELL	1	1	0	1	1	2	0	0	0	DANIEL SEDIN	1	1	0	1	0	0	1	0	0
JONATHAN KALINSKI	1	1	0	1	1	0	0	0	0	STEVE BERNIER	1	0	1	1	1	0	0	0	0
MATTHEW CARLE	1	0	1	1	0	0	0	0	0	ALEX BURROWS	1	0	1	1	0	0	0	0	0
CLAUDE GIROUX	1	0	1	1	1	0	0	0	0	MASON RAYMOND	1	0	1	1	-1	0	0	0	0
JOSH GRATTON	1	0	1	1	1	0	0	0	0	HENRIK SEDIN	1	0	1	1	0	2	0	0	0
JOFFREY LUPUL	1	0	1	1	1	0	0	0	0	KEVIN BIEKSA	1	0	0	0	0	5	0	0	0
ANDREW ALBERTS	1	0	0	0	1	0	0	0	0	MIKE BROWN	1	0	0	0	-1	0	0	0	0
BRAYDON COBURN	1	0	0	0	0	0	0	0	0	PAVOL DEMITRA	1	0	0	0	0	0	0	0	0
RILEY COTE	1	0	0	0	0	0	0	0	0	ALEXANDER EDLER	1	0	0	0	-2	0	0	0	0
SIMON GAGNE	1	0	0	0	0	0	0	0	0	JANNIK HANSEN	1	0	0	0	-2	0	0	0	0
RANDY JONES	1	0	0	0	1	0	0	0	0	DARCY HORDICHUK	1	0	0	0	-1	0	0	0	0
MIKE KNUBLE	1	0	0	0	1	2	0	0	0	JASON JAFFRAY	1	0	0	0	-1	0	0	0	0
GLEN METROPOLIT	1	0	0	0	0	0	0	0	0	WILLIE MITCHELL	1	0	0	0	0	0	0	0	0
DARROLL POWE	1	0	0	0	-1	2	0	0	0	LAWRENCE NYCHOLAT	1	0	0	0	1	0	0	0	0
MIKE RICHARDS	1	0	0	0	0	5	0	0	0	SHANE O'BRIEN	1	0	0	0	-2	0	0	0	0
KIMMO TIMONEN	1	0	0	0	1	0	0	0	0	MATTIAS OHLUND	1	0	0	0	-1	0	0	0	0
OSSI VAANANEN	1	0	0	0	1	0	0	0	0	KYLE WELLWOOD	1	0	0	0	-1	0	0	0	0

## GOALTENDING RECORD

FLYERS	GP	MIN	GA	AVG	EN	SO	W	L	OT	SHOTS	SAVE %
MARTIN BIRON	1	60	2	2.00	0	0	1	0	0	31	.935
TEAM TOTALS	1	60	2	2.00	0	0	1	0	0	31	.935
VANCOUVER	GP	MIN	GA	AVG	EN	SO	W	L	OT	SHOTS	SAVE %
CORY SCHNEIDER	1	39	1	1.55	0	0	0	1	0	20	.950
CURTIS SANFORD	1	20	2	6.00	0	0	0	0	0	9	.778
TEAM TOTALS	1	60	3	3.00	0	0	0	1	0	29	.897

## POWER PLAY

FLYERS	0	for	1	0.0%	VANCOUVER	1	for	3	33.3%
Away	0	for	1	0.0%	Home	1	for	3	33.3%

## PENALTY KILLING

FLYERS	2	of	3	66.6%	VANCOUVER	1	of	1	100.0%
Away	2	of	3	66.6%	Home	1	of	1	100.0%

# FLYERS VS. WASHINGTON CAPITALS

2008 - 09 RESULTS: Won - 2; Lost - 1; OT - 1

DATE	GAME NO.	FLYERS	GOALSCORERS	GOALTENDERS	WINNING GOAL
12-20-08	32	Washington 1 at FLYERS 7	15,17,17S,19,19P,12P,19	NIITYMAKI(W)/JOHNSON(L), THEODORE	CARTER
1-06-09	40	FLYERS 1 at Washington 2 SO	5P	BIRON(L)/THEODORE(W)	KOZLOV
2-24-09	58	FLYERS 4 at Washington 2	28P,19,17,45	NIITYMAKI(W)/THEODORE(L)	CARTER
3-12-09	66	Washington 2 at FLYERS 1	22	BIRON(L)/THEODORE(W)	OVECHKIN

FLYERS	GP	W	L	OT	PTS	GF	GA	SO	PPG	SHG	PIM
WASHINGTON	4	2	1	1	5	13	6	0	3	1	67
FLYERS	4	2	2	0	4	6	13	0	4	0	73

GOALS BY PERIOD	1ST	2ND	3RD	OT	TOTAL
FLYERS	1	4	8	0	13
WASHINGTON	3	2	1	0	6

SHOTS BY PERIOD	1ST	2ND	3RD	OT	TOTAL
FLYERS	39	50	40	6	135
WASHINGTON	50	56	40	1	147

## INDIVIDUAL SCORING

FLYERS	GP	G	A	TP	+	-	PIM	PP	SH	WASHINGTON	GP	G	A	TP	+	-	PIM	PP	SH
JEFF CARTER	4	3	4	7	6	0	0	1	0	ALEXANDER OVECHKIN	4	2	2	4	-2	2	0	0	0
SCOTT HARTNELL	4	4	2	6	5	6	1	0	0	NICKLAS BACKSTROM	4	2	1	3	-1	4	2	0	0
JOFFREY LUPUL	3	1	5	6	6	2	0	0	0	BROOKS LAICH	4	2	0	2	0	2	1	0	0
BRAYDON COBURN	4	1	2	3	-1	0	1	0	0	ALEXANDER SEMIN	3	0	2	2	0	4	0	0	0
KIMMO TIMONEN	3	0	3	3	2	2	0	0	0	TOMAS FLEISCHMANN	3	0	1	1	-3	0	0	0	0
SIMON GAGNE	4	1	1	2	1	4	1	0	0	VIKTOR KOZLOV	3	0	1	1	-2	0	0	0	0
MIKE KNUBLE	4	1	1	2	2	6	0	0	0	SERGEI FEDOROV	1	0	1	1	-1	0	0	0	0
MATTHEW CARLE	4	0	2	2	2	2	0	0	0	MATT BRADLEY	4	0	0	0	-2	5	0	0	0
MIKE RICHARDS	4	0	2	2	1	0	0	0	0	ERIC FEHR	4	0	0	0	-1	2	0	0	0
ARRON ASHAM	3	1	0	1	-1	14	0	0	0	BOYD GORDON	4	0	0	0	-2	2	0	0	0
CLAUDE GIROUX	2	1	0	1	0	0	1	0	0	MIKE GREEN	4	0	0	0	-4	2	0	0	0
ANDREW ALBERTS	4	0	1	1	2	0	0	0	0	MILAN JURCINA	4	0	0	0	-3	2	0	0	0
RILEY COTE	4	0	1	1	0	12	0	0	0	SHAONE MORRISONN	4	0	0	0	-2	4	0	0	0
GLEN METROPOLIT	2	0	1	1	1	0	0	0	0	MICHAEL NYLANDER	4	0	0	0	-3	4	0	0	0
DARROLL POWE	4	0	0	0	-2	0	0	0	0	DAVID STECKEL	4	0	0	0	0	4	0	0	0
RANDY JONES	3	0	0	0	1	2	0	0	0	DONALD BRASHEAR	3	0	0	0	-1	28	0	0	0
SCOTTIE UPSHALL	3	0	0	0	-2	4	0	0	0	TOM POTI	3	0	0	0	-1	0	0	0	0
OSSI VAANANEN	3	0	0	0	3	2	0	0	0	JEFF SCHULTZ	3	0	0	0	-2	0	0	0	0
JOSH GRATTON	2	0	0	0	0	7	0	0	0	KARL ALZNER	2	0	0	0	0	0	0	0	0
RYAN PARENT	2	0	0	0	2	0	0	0	0	SEAN COLLINS	2	0	0	0	1	0	0	0	0
LUCA SBISA	2	0	0	0	1	4	0	0	0	JOHN ERSKINE	2	0	0	0	0	2	0	0	0
DANIEL BRIERE	1	0	0	0	0	0	0	0	0	ALEXANDRE GIROUX	2	0	0	0	-1	4	0	0	0
DANIEL CARCILLO	1	0	0	0	0	0	0	0	0	CHRIS CLARK	1	0	0	0	0	0	0	0	0
LASSE KUKKONEN	1	0	0	0	0	0	0	0	0	JOSE THEODORE									
ANDREAS NODL	1	0	0	0	0	0	0	0	0										

## GOALTENDING RECORD

FLYERS	GP	MIN	GA	AVG	EN	SO	W	L	OT	SHOTS	SAVE %
MARTIN BIRON	2	124	3	1.45	0	0	0	1	1	64	.953
ANTERO NIITYMAKI	2	120	3	1.50	0	0	2	0	0	83	.964
TEAM TOTALS	4	245	6	1.47	0	0	2	1	1	147	.960
WASHINGTON	GP	MIN	GA	AVG	EN	SO	W	L	OT	SHOTS	SAVE %
BRENT JOHNSON	1	40	3	4.50	0	0	0	1	0	13	.769
JOSE THEODORE	4	205	10	2.93	0	0	2	1	0	122	.918
TEAM TOTALS	4	245	13	3.18	0	0	2	2	0	135	.904

## POWER PLAY

FLYERS	4	for	21	19.0%	WASHINGTON	3	for	18	16.7%
Home	2	for	9	22.2%	Home	2	for	11	18.2%
Away	2	for	12	16.7%	Away	1	for	7	14.3%

## PENALTY KILLING

FLYERS	15	of	18	83.3%	WASHINGTON	17	of	21	81.0%
Home	6	of	7	85.7%	Home	10	of	12	83.3%
Away	9	of	11	81.8%	Away	7	of	9	77.8%

# PLAYOFFS: FLYERS VS. PITTSBURGH PENGUINS

## 2008 – 09 EASTERN CONFERENCE QUARTERFINAL: Won – 2; Lost – 4

DATE	GAME NO.	FLYERS	FLYERS GOALSCORERS	GOALTENDERS	WINNING GOAL
4-15-09	1	FLYERS 1 at Pittsburgh 4	12p	BIRON(L)/FLEURY(W)	KENNEDY
4-17-09	2	FLYERS 2 at Pittsburgh 3 OT	19p,36	BIRON(L)/FLEURY(W)	GUERIN
4-19-09	3	Pittsburgh 3 at FLYERS 6	17,18p,28,12s,42,12en	BIRON(W)/FLEURY(L)	GAGNE
4-21-09	4	Pittsburgh 3 at FLYERS 1	13	BIRON(L)/FLEURY(W)	KENNEDY
4-23-09	5	FLYERS 3 at Pittsburgh 0	45,28,22	BIRON(W)/FLEURY(L)	ASHAM
4-25-09	6	Pittsburgh 5 at FLYERS 3	22,15,48p	BIRON(L)/FLEURY(W)	GONCHAR

	GP	W	L	GF	GA	SO	PPG	SHG	PIM
FLYERS	6	2	4	16	18	1	4	1	116
PITTSBURGH	6	4	2	18	16	0	4	0	88

GOALS BY PERIOD	1ST	2ND	3RD	OT	TOTAL
FLYERS	5	4	7	0	16
PITTSBURGH	2	8	7	1	18

SHOTS BY PERIOD	1ST	2ND	3RD	OT	TOTAL
FLYERS	58	64	62	10	194
PITTSBURGH	72	57	60	11	200

### INDIVIDUAL SCORING

FLYERS	GP	G	A	TP	+/–	PIM	PP	SH	PITTSBURGH	GP	G	A	TP	+/–	PIM	PP	SH
CLAUDE GIROUX	6	2	3	5	2	6	0	0	EVGENI MALKIN	6	4	5	9	0	10	2	0
MIKE RICHARDS	6	1	4	5	-4	6	1	0	SIDNEY CROSBY	6	4	8	2	8	1	0	
SIMON GAGNE	6	3	1	4	-4	2	1	1	SERGEI GONCHAR	6	1	4	5	-1	2	0	0
DANIEL BRIERE	6	1	3	4	-1	8	1	0	BILL GUERIN	6	2	1	3	3	5	1	0
MIKE KNUBLE	6	2	1	3	-2	2	0	0	TYLER KENNEDY	6	2	1	3	2	4	0	0
DARROLL POWE	6	1	2	3	0	7	0	0	RUSLAN FEDOTENKO	6	1	2	3	0	2	0	0
MATTHEW CARLE	6	0	3	3	0	4	0	0	KRISTOPHER LETANG	5	0	3	3	0	9	0	0
BRAYDON COBURN	6	0	3	3	2	7	0	0	MARK EATON	6	2	0	2	3	6	0	0
ARRON ASHAM	6	1	1	2	-1	6	0	0	MATT COOKE	6	0	2	2	3	10	0	0
SCOTT HARTNELL	6	1	1	2	-2	23	1	0	CHRIS KUNITZ	6	0	2	2	0	9	0	0
JOFFREY LUPUL	6	1	1	2	1	2	0	0	ROB SCUDERI	6	1	0	1	1	4	0	0
DANIEL CARCILLO	5	1	1	2	3	5	0	0	MAXIME TALBOT	6	1	0	1	0	5	0	0
JEFF CARTER	6	1	0	1	-2	8	0	0	CRAIG ADAMS	6	0	1	1	0	0	0	0
JARED ROSS	6	0	1	0	1	0	0	0	HAL GILL	6	0	1	1	3	4	0	0
ANDREW ALBERTS	6	0	1	1	1	10	0	0	BROOKS ORPIK	6	0	1	1	-1	6	0	0
RANDY JONES	6	0	1	1	1	0	0	0	JORDAN STAAL	6	0	1	1	-1	4	0	0
KIMMO TIMONEN	6	0	1	1	-3	12	0	0	PASCAL DUPUIS	6	0	0	0	-2	0	0	0
RYAN PARENT	6	0	0	0	-3	6	0	0	PETR SYKORA	4	0	0	0	-2	0	0	0
LUCA SBISA	1	0	0	0	0	2	0	0	MIROSLAV SATAN	2	0	0	0	0	0	0	0
									PHILIPPE BOUCHER	1	0	0	0	-2	0	0	0
									MARC-ANDRE FLEURY						2		

### GOALTENDING RECORD

FLYERS	GP	MIN	GA	AVG	EN	SO	W	L	SHOTS	SAVE %
MARTIN BIRON	6	375	16	2.56	2	1	2	4	198	.919
TEAM TOTALS	6	379	18	2.85	2	1	2	4	200	.910
PITTSBURGH	GP	MIN	GA	AVG	EN	SO	W	L	SHOTS	SAVE %
MARC-ANDRE FLEURY	6	377	15	2.39	1	0	4	2	193	.922
TEAM TOTALS	6	379	16	2.53	1	0	4	2	194	.918

### POWER PLAY

FLYERS	4	for	30	13.3%	PITTSBURGH	4	for	32	12.5%
Home	2	for	17	11.8%	Home	3	for	17	17.6%
Away	2	for	13	15.4%	Away	1	for	15	6.7%

### PENALTY KILLING

<b>FLYERS</b>	28	of	32	87.5%	<b>PITTSBURGH</b>	26	of	30	86.7%
Home	14	of	15	93.3%	Home	11	of	13	84.6%
Away	14	of	17	82.4%	Away	15	of	17	88.2%

# FLYERS RECORD BY GAME

## BEST

GAME	POINTS	# OF TIMES	RECORD	LAST TIME	GAME	POINTS	# OF TIMES	RECORD	LAST TIME
1	2	18x	1-0-0	2007-08	43	69		29-3-11	1979-80
2	4	12x	2-0-0	1998-99	44	70		29-3-12	1979-80
3	6	9x	3-0-0	1998-99	45	72		30-3-12	1979-80
4	8	7x	4-0-0	1995-96	46	74		31-3-12	1979-80
5	10	2x	5-0-0	1986-87	47	76		32-3-12	1979-80
6	12		6-0-0	1986-87	48	78		33-3-12	1979-80
7	13		6-0-1	1981-82	49	80		34-3-12	1979-80
8	15		7-0-1	1981-82	50	82		35-3-12	1979-80
9	15	2x	7-1-1	1981-82	51	83		35-3-13	1979-80
10	17	2x	8-1-1	1981-82	52	83		35-4-13	1979-80
11	19		9-1-1	1979-80	53	85		36-4-13	1979-80
12	21		10-1-1	1979-80	54	87		37-4-13	1979-80
13	23		11-1-1	1979-80	55	89		38-4-13	1979-80
14	25		12-1-1	1979-80	56	91		39-4-13	1979-80
15	27		13-1-1	1979-80	57	91		39-5-13	1979-80
16	28	2x	14-2-0	1985-86	58	93		40-5-13	1979-80
			13-1-2	1979-80	59	95		41-5-13	1979-80
17	30	2x	15-2-0	1985-86	60	96		41-5-14	1979-80
			14-1-2	1979-80	61	97		41-5-15	1979-80
18	32		15-1-2	1979-80	62	97		41-6-15	1979-80
19	33		15-1-3	1979-80	63	99		42-6-15	1979-80
20	35		16-1-3	1979-80	64	99		42-7-15	1979-80
21	37		17-1-3	1979-80	65	101		43-7-15	1979-80
22	38		17-1-4	1979-80	66	103		44-7-15	1979-80
23	39		17-1-5	1979-80	67	105		45-7-15	1979-80
24	40		17-1-6	1979-80	68	106		45-7-16	1979-80
25	42		18-1-6	1979-80	69	106		45-8-16	1979-80
26	43		18-1-7	1979-80	70	107		45-8-17	1979-80
27	45		19-1-7	1979-80	71	108		47-10-14	1975-76
28	47		20-1-7	1979-80	72	108	2x	45-9-18	1979-80
29	48		20-1-8	1979-80				47-11-14	1975-76
30	49		20-1-9	1979-80	73	110		48-11-14	1975-76
31	51		21-1-9	1979-80	74	111		48-11-15	1975-76
32	53		22-1-9	1979-80	75	113		49-11-15	1975-76
33	54		22-1-10	1979-80	76	114		49-11-16	1975-76
34	56		23-1-10	1979-80	77	114		49-12-16	1975-76
35	58		24-1-10	1979-80	78	116		50-12-16	1975-76
36	60		25-1-10	1979-80	79	118		51-12-16	1975-76
37	62		26-1-10	1979-80	80	118		51-13-16	1975-76
38	62		26-2-10	1979-80	81	103		44-25-12	1999-2000 +
39	64		27-2-10	1979-80	82	105		45-25-12	1999-2000 +
40	64		27-3-10	1979-80	83	81		35-37-11	1992-93
41	65		27-3-11	1979-80	84	83		36-37-11	1992-93
42	67		28-3-11	1979-80					

+ Record includes three points awarded for three overtime losses.

# FLYERS RECORD BY GAME

## WORST

GAME	POINTS	# OF TIMES	RECORD	LAST TIME	GAME	POINTS	# OF TIMES	RECORD	LAST TIME
1	0	16x	0-1-0	2008-09	45	26		11-30-4	2006-07
2	0	9x	0-2-0	2008-09	46	26		11-31-4	2006-07
3	0	2x	0-3-0	1994-95	47	27		11-31-5	2006-07
4	1	3x	0-3-1	2008-09	48	27		11-32-5	2006-07
5	2		0-4-1	1999-2000#	49	29		12-32-5	2006-07
6	2		0-5-1	1999-2000#	50	30		12-32-6	2006-07
7	3	2x	1-5-1	2006-07	51	31		12-32-7	2006-07
8	3	2x	1-6-1	2006-07	52	33		13-32-7	2006-07
9	5	2x	2-6-1	2006-07	53	33		13-33-7	2006-07
10	5	2x	2-7-1	2006-07	54	34		13-33-8	2006-07
11	7	3x	3-7-1	2006-07	55	36		14-33-8	2006-07
12	7		3-8-1	2006-07	56	38		15-33-8	2006-07
13	7		3-9-1	2006-07	57	38		15-34-8	2006-07
14	7		3-10-1	2006-07	58	40		16-34-8	2006-07
15	7		3-11-1	2006-07	59	40		16-35-8	2006-07
16	8		3-11-2	2006-07	60	40		16-36-8	2006-07
17	8		3-12-2	2006-07	61	41	2x	16-36-9	2006-07
18	10		4-12-2	2006-07				13-33-15	1968-69
19	12		5-12-2	2006-07	62	41		16-37-9	2006-07
20	12		5-13-2	2006-07	63	42		16-37-10	2006-07
21	12		5-14-2	2006-07	64	44	2x	17-37-10	2006-07
22	13		5-14-3	2006-07				13-33-18	1968-69
23	15	2x	6-14-3	2006-07	65	45		17-37-11	2006-07
24	15		6-15-3	1968-69	66	47	2x	18-37-11	2006-07
25	16		6-15-4	1968-69				14-33-19	1968-69
26	16		6-16-4	1968-69	67	47		18-38-11	2006-07
27	16		6-17-4	1968-69	68	49		19-38-11	2006-07
28	18		7-17-4	1968-69	69	49		19-39-11	2006-07
29	20	2x	8-17-4	2006-07	70	49		19-40-11	2006-07
30	20		8-18-4	2006-07	71	51		20-40-11	2006-07
31	20		8-19-4	2006-07	72	51		20-41-11	2006-07
32	20		8-20-4	2006-07	73	51		20-42-11	2006-07
33	20		8-21-4	2006-07	74	51		20-43-11	2006-07
34	20		8-22-4	2006-07	75	51		20-44-11	2006-07
35	20		8-23-4	2006-07	76	53		21-44-11	2006-07
36	20		8-24-4	2006-07	77	53		21-45-11	2006-07
37	22		9-24-4	2006-07	78	53		21-46-11	2006-07
38	24		10-24-4	2006-07	79	54		21-46-12	2006-07
39	26		11-24-4	2006-07	80	54		21-47-12	2006-07
40	26		11-25-4	2006-07	81	54		21-48-12	2006-07
41	26		11-26-4	2006-07	82	56		22-48-12	2006-07
42	26		11-27-4	2006-07	83	79		35-39-9	1993-94
43	26		11-28-4	2006-07	84	80		35-39-10	1993-94
44	26		11-29-4	2006-07					

# = Record includes one point awarded for an overtime loss.

### Note:

The NHL played a 74-game schedule in 1967-68.

The NHL played a 76-game schedule in 1968-69 and 1969-70.

The NHL played a 78-game schedule in 1970-71 through 1973-74.

The NHL played an 80-game schedule in 1974-75 through 1991-92.

The NHL played an 84-game schedule in 1992-93 and 1993-94.

The NHL played a 48-game schedule in 1994-95.

The NHL played an 82-game schedule in 1995-96 through present.

FLYERS ALL-TIME RECORDS VS. NHL TEAMS (OVERALL)

TEAMS		GP	W	L	T	OTL	PTS	PCT.	GF	GA	SOF	SOA
Anaheim	Home	9	4	2	3	0	11	0.611	25	17	2	0
	Road	11	5	3	2	1	13	0.591	39	38	1	0
	Totals	20	9	5	5	1	24	0.579	64	55	3	0
Atlanta	Home	18	14	1	2	1	31	0.861	76	49	2	0
	Road	18	15	2	1	0	31	0.861	66	37	1	1
	Totals	36	29	3	3	1	62	0.861	142	86	3	1
Boston	Home	81	34	35	10	2	80	0.494	264	243	2	4
	Road	84	25	45	11	3	64	0.381	236	302	2	6
	Totals	165	59	80	21	5	144	0.436	500	545	4	10
Buffalo	Home	75	43	17	12	3	101	0.673	260	192	7	2
	Road	71	27	36	8	0	62	0.437	200	240	3	4
	Totals	146	70	53	20	3	163	0.558	460	432	10	6
Calgary	Home	52	34	14	3	1	72	0.692	199	137	5	2
	Road	54	19	26	9	0	47	0.435	176	215	1	3
	Totals	106	53	40	12	1	119	0.561	375	352	6	5
Carolina	Home	51	33	10	5	3	74	0.725	188	130	5	2
	Road	52	28	14	9	1	66	0.635	189	162	1	3
	Totals	103	61	24	14	4	140	0.68	377	292	6	5
Chicago	Home	63	36	16	11	0	83	0.659	207	162	3	4
	Road	62	16	27	19	0	51	0.411	176	212	2	2
	Totals	125	52	43	30	0	134	0.536	383	374	5	6
Colorado	Home	36	23	9	2	2	50	0.694	130	97	1	0
	Road	37	11	13	12	1	35	0.473	125	131	1	0
	Totals	73	34	22	14	3	85	0.582	255	228	2	0
Columbus	Home	3	2	0	1	0	5	0.833	10	5	1	0
	Road	5	2	1	2	0	6	0.6	10	10	0	1
	Totals	8	4	1	3	0	11	0.688	20	15	1	1
Dallas	Home	69	43	10	16	0	102	0.739	260	157	6	3
	Road	67	23	28	16	0	62	0.463	214	219	2	6
	Totals	136	66	38	32	0	164	0.603	474	376	8	9
Detroit	Home	59	35	13	11	0	81	0.686	236	169	3	1
	Road	61	18	33	10	0	46	0.377	187	219	0	3
	Totals	120	53	46	21	0	127	0.529	423	388	3	4
Edmonton	Home	33	20	11	2	0	42	0.636	134	93	2	1
	Road	29	8	15	6	0	22	0.379	86	103	0	1
	Totals	62	28	26	8	0	64	0.516	220	196	2	2
Florida	Home	33	14	11	6	2	36	0.545	87	84	2	2
	Road	32	22	9	1	0	45	0.703	105	74	2	0
	Totals	65	36	20	7	2	81	0.623	192	158	4	2
L.A.	Home	65	42	15	7	1	92	0.708	249	158	11	4
	Road	68	38	21	8	1	85	0.625	228	197	7	3
	Totals	133	80	36	15	2	177	0.665	477	355	18	7
Minnesota	Home	6	5	1	0	0	10	0.833	17	6	1	1
	Road	3	1	1	1	0	3	0.5	6	6	0	1
	Totals	9	6	2	1	0	13	0.722	23	12	1	2

# FLYERS ALL-TIME RECORDS VS. NHL TEAMS (OVERALL)

TEAMS		GP	W	L	T	OTL	PTS	PCT.	GF	GA	SOF	SOA
Montreal	Home	81	30	33	16	2	78	0.481	243	249	3	7
	Road	82	28	38	14	2	72	0.439	243	280	3	6
	Totals	163	58	71	30	4	150	0.46	486	529	6	13
Nashville	Home	7	3	2	1	1	8	0.533	23	13	1	0
	Road	5	2	0	2	1	7	0.7	10	7	1	0
	Totals	12	5	2	3	2	15	0.625	33	20	2	0
New Jersey	Home	100	59	27	10	4	132	0.66	368	258	12	4
	Road	98	34	52	8	4	80	0.408	309	330	1	7
	Totals	198	93	79	18	8	212	0.535	677	588	13	11
NY Islanders	Home	110	65	32	11	2	143	0.65	389	303	7	4
	Road	113	44	52	15	2	105	0.465	338	394	5	3
	Totals	223	109	84	26	4	248	0.556	727	697	12	7
NY Rangers	Home	124	59	48	14	3	135	0.544	392	350	7	6
	Road	125	48	51	23	3	122	0.488	366	393	5	5
	Totals	249	107	99	37	6	257	0.521	758	743	12	11
Ottawa	Home	31	18	10	2	1	39	0.629	105	89	1	2
	Road	32	12	12	6	2	32	0.5	92	92	1	1
	Totals	63	30	22	8	3	71	0.563	197	181	2	3
Phoenix	Home	33	24	9	0	0	48	0.727	140	89	2	2
	Road	32	16	14	2	0	34	0.531	106	103	0	3
	Totals	65	40	23	2	0	82	0.631	246	192	2	5
Pittsburgh	Home	121	89	22	8	2	188	0.777	505	311	13	4
	Road	121	43	53	22	3	111	0.459	386	426	6	8
	Totals	242	132	75	30	5	299	0.621	891	737	19	12
St. Louis	Home	68	46	12	10	0	102	0.75	268	156	8	3
	Road	70	36	27	7	0	79	0.564	224	200	6	5
	Totals	138	82	39	17	0	181	0.656	492	356	14	8
San Jose	Home	13	6	4	2	1	15	0.577	43	36	0	1
	Road	14	7	4	2	1	17	0.607	36	33	2	1
	Totals	27	13	8	4	2	32	0.593	79	69	2	2
Tampa Bay	Home	33	16	8	7	2	41	0.621	97	76	6	3
	Road	34	19	14	1	0	39	0.574	101	101	1	0
	Totals	67	35	22	8	2	80	0.597	198	177	7	3
Toronto	Home	75	46	21	8	0	100	0.666	280	181	7	5
	Road	75	32	27	14	2	80	0.533	245	236	5	3
	Totals	150	78	48	22	2	180	0.6	525	417	12	8
Vancouver	Home	55	37	17	1	0	75	0.682	238	164	4	0
	Road	53	31	10	12	0	74	0.698	214	148	4	1
	Totals	108	68	27	13	0	149	0.69	452	312	8	1
Washington	Home	91	56	28	6	1	119	0.654	345	245	5	3
	Road	88	38	34	13	3	92	0.523	282	284	4	5
	Totals	179	94	62	19	4	211	0.589	627	529	9	8



# FLYERS REGULAR SEASON RECORD VS. NHL TEAMS 1967-2009

## FLYERS VS. ANAHEIM

YEAR	OVERALL						HOME						ROAD					
	GP	W	L	T	OTL	PTS	GP	W	L	T	OTL	PTS	GP	W	L	T	OTL	PTS
1993-94	2	0	2	0	--	0	1	0	1	0	--	0	1	0	1	0	--	0
1994-95	Did Not Play						Did Not Play						Did Not Play					
1995-96	2	1	0	1	--	3	1	0	0	1	--	1	1	1	0	0	--	2
1996-97	2	2	0	0	--	4	1	1	0	0	--	2	1	1	0	0	--	2
1997-98	2	0	0	2	--	2	1	0	0	1	--	1	1	0	0	1	--	1
1998-99	2	1	1	0	--	2	1	1	0	0	--	2	1	0	1	0	--	0
1999-00	2	0	0	2	0	2	1	0	0	1	0	1	1	0	0	1	0	1
2000-01	1	0	1	0	0	0	1	0	1	0	0	0	Did Not Play					
2001-02	2	1	1	0	0	2	1	1	0	0	0	2	1	0	1	0	0	0
2002-03	1	1	0	0	0	2	Did Not Play						1	1	0	0	0	2
2003-04	1	0	0	0	1	1	Did Not Play						1	0	0	0	1	1
2005-06	Did Not Play						Did Not Play						Did Not Play					
2006-07	1	1	0	--	0	2	Did Not Play						1	1	0	--	0	2
2007-08	1	1	0	--	0	2	1	1	0	--	0	2	Did Not Play					
2008-09	1	1	0	--	0	2	Did Not Play						1	1	0	--	0	2
<b>TOTALS</b>	<b>20</b>	<b>9</b>	<b>5</b>	<b>5</b>	<b>1</b>	<b>24</b>	<b>9</b>	<b>4</b>	<b>2</b>	<b>3</b>	<b>0</b>	<b>11</b>	<b>11</b>	<b>5</b>	<b>3</b>	<b>2</b>	<b>1</b>	<b>13</b>

## FLYERS VS. ATLANTA

YEAR	OVERALL							HOME							ROAD						
	GP	W	L	T	OTL	PTS		GP	W	L	T	OTL	PTS		GP	W	L	T	OTL	PTS	
1999-00	4	2	1	1	0	5		2	1	0	1	0	3		2	1	1	0	0	2	
2000-01	4	3	0	1	0	7		2	1	0	1	0	3		2	2	0	0	0	4	
2001-02	4	3	0	1	0	7		2	2	0	0	0	4		2	1	0	1	0	3	
2002-03	4	3	1	0	0	6		2	1	1	0	0	2		2	2	0	0	0	4	
2003-04	4	3	1	0	0	6		2	2	0	0	0	4		2	1	1	0	0	2	
2005-06	4	3	0	--	1	7		2	1	0	--	1	3		2	2	0	--	0	4	
2006-07	4	4	0	--	0	8		2	2	0	--	0	4		2	2	0	--	0	4	
2007-08	4	4	0	--	0	8		2	2	0	--	0	4		2	2	0	--	0	4	
2008-09	4	4	0	--	0	8		2	2	0	--	0	4		2	2	0	--	0	4	
<b>TOTALS</b>	<b>36</b>	<b>29</b>	<b>3</b>	<b>3</b>	<b>1</b>	<b>62</b>		<b>18</b>	<b>14</b>	<b>12</b>	<b>12</b>	<b>1</b>	<b>11</b>		<b>18</b>	<b>15</b>	<b>2</b>	<b>1</b>	<b>0</b>	<b>31</b>	

# FLYERS REGULAR SEASON RECORD VS. NHL TEAMS 1967-2009

## FLYERS VS. BOSTON

	OVERALL						HOME						ROAD					
YEAR	GP	W	L	T	OTL	PTS	GP	W	L	T	OTL	PTS	GP	W	L	T	OTL	PTS
1967-68	4	1	3	0	--	2	2*	0	2	0	--	0	2	1	1	0	--	2
1968-69	6	2	4	0	--	4	3	2	1	0	--	4	3	0	3	0	--	0
1969-70	6	0	4	2	--	2	3	0	2	1	--	1	3	0	2	1	--	1
1970-71	6	0	6	0	--	0	3	0	3	0	--	0	3	0	3	0	--	0
1971-72	6	0	6	0	--	0	3	0	3	0	--	0	3	0	3	0	--	0
1972-73	5	0	4	1	--	1	3	0	3	0	--	0	2	0	1	1	--	1
1973-74	5	1	3	1	--	3	2	1	0	1	--	3	3	0	3	0	--	0
1974-75	4	1	2	1	--	3	2	1	1	0	--	2	2	0	1	1	--	1
1975-76	4	1	2	1	--	3	2	1	1	0	--	2	2	0	1	1	--	1
1976-77	4	3	1	0	--	6	2	1	1	0	--	2	2	2	0	0	--	4
1977-78	4	2	1	1	--	5	2	2	0	0	--	4	2	0	1	1	--	1
1978-79	5	3	1	1	--	7	2	2	0	0	--	4	3	1	1	1	--	3
1979-80	4	1	1	2	--	4	2	0	0	2	--	2	2	1	1	0	--	2
1980-81	4	2	2	0	--	4	2	2	0	0	--	4	2	0	2	0	--	0
1981-82	3	2	1	0	--	4	2	1	1	0	--	2	1	1	0	0	--	2
1982-83	3	0	2	1	--	1	1	0	0	1	--	1	2	0	2	0	--	0
1983-84	3	1	1	1	--	3	2	1	0	1	--	3	1	0	1	0	--	0
1984-85	3	2	1	0	--	4	1	1	0	0	--	2	2	1	1	0	--	2
1985-86	3	2	1	0	--	4	2	2	0	0	--	4	1	0	1	0	--	0
1986-87	3	2	1	0	--	4	1	1	0	0	--	2	2	1	1	0	--	2
1987-88	3	2	1	0	--	4	2	1	1	0	--	2	1	1	0	0	--	2
1988-89	3	1	2	0	--	2	1	1	0	0	--	2	2	0	2	0	--	0
1989-90	3	0	3	0	--	0	2	0	2	0	--	0	1	0	1	0	--	0
1990-91	3	1	2	0	--	2	1	0	1	0	--	0	2	1	1	0	--	2
1991-92	3	2	1	0	--	4	1	1	0	0	--	2	2	1	1	0	--	2
1992-93	4	1	3	0	--	2	2	0	2	0	--	0	2	1	1	0	--	2
1993-94	5	2	2	1	--	5	2	1	1	0	--	2	3*	1	1	1	--	3
1994-95	4	2	2	0	--	4	2	2	0	0	--	4	2	0	2	0	--	0
1995-96	4	2	2	0	--	4	2	1	1	0	--	2	2	1	1	0	--	2
1996-97	4	2	1	1	--	5	2	2	0	0	--	4	2	0	1	1	--	1
1997-98	4	0	3	1	--	1	2	0	1	1	--	1	2	0	2	0	--	0
1998-99	4	2	1	1	--	5	2	1	0	1	--	3	2	1	1	0	--	2
1999-00	4	3	0	1	0	7	2	2	0	0	0	4	2	1	0	1	0	3
2000-01	4	1	2	1	0	3	2	1	1	0	0	2	2	0	1	1	0	1
2001-02	4	2	1	0	1	5	2	0	1	0	1	1	2	2	0	0	0	4
2002-03	4	1	0	2	1	5	2	0	0	2	0	2	2	1	0	0	1	3
2003-04	4	1	1	1	1	4	2	1	1	0	0	2	2	0	0	1	1	2
2005-06	4	3	1	--	0	6	2	1	1	--	0	2	2	2	0	--	0	4
2006-07	4	2	2	--	0	4	2	1	1	--	0	2	2	1	1	--	0	2
2007-08	4	1	1	--	2	4	2	0	1	--	1	1	2	1	0	--	1	3
2008-09	4	2	2	--	0	4	2	0	2	--	0	0	2	2	0	--	0	4
TOTALS	165	59	80	21	5	144	81	34	35	10	2	80	84	25	45	11	3	64

# FLYERS REGULAR SEASON RECORD VS. NHL TEAMS 1967-2009

## FLYERS VS. BUFFALO

YEAR	OVERALL						HOME						ROAD					
	GP	W	L	T	OTL	PTS	GP	W	L	T	OTL	PTS	GP	W	L	T	OTL	PTS
1970-71	6	3	2	1	--	7	3	2	0	1	--	5	3	1	2	0	--	2
1971-72	6	2	2	2	--	6	3	2	0	1	--	5	3	0	2	1	--	1
1972-73	5	3	2	0	--	6	2	2	0	0	--	4	3	1	2	0	--	2
1973-74	5	5	0	0	--	10	3	3	0	0	--	6	2	2	0	0	--	4
1974-75	4	3	0	1	--	7	2	2	0	0	--	4	2	1	0	1	--	3
1975-76	4	3	0	1	--	7	2	2	0	0	--	4	2	1	0	1	--	3
1976-77	4	2	2	0	--	4	2	2	0	0	--	4	2	0	2	0	--	0
1977-78	4	0	3	1	--	1	2	0	1	1	--	1	2	0	2	0	--	0
1978-79	5	3	0	2	--	8	3	1	0	2	--	4	2	2	0	0	--	4
1979-80	4	3	0	1	--	7	2	2	0	0	--	4	2	1	0	1	--	3
1980-81	4	0	2	2	--	2	2	0	1	1	--	1	2	0	1	1	--	1
1981-82	3	2	1	0	--	4	2	2	0	0	--	4	1	0	1	0	--	0
1982-83	3	1	2	0	--	2	1	1	0	0	--	2	2	0	2	0	--	0
1983-84	3	0	3	0	--	0	2	0	2	0	--	0	1	0	1	0	--	0
1984-85	3	1	1	1	--	3	1	0	1	0	--	0	2	1	0	1	--	3
1985-86	3	1	1	0	--	2	2	0	2	0	--	0	1	1	0	0	--	2
1986-87	3	2	1	0	--	4	1	1	0	0	--	2	2	1	1	0	--	2
1987-88	3	3	0	0	--	6	2	2	0	0	--	4	1	1	0	0	--	2
1988-89	3	2	1	0	--	4	1	1	0	0	--	2	2	1	1	0	--	2
1989-90	3	1	2	0	--	2	2	1	1	0	--	2	1	0	1	0	--	0
1990-91	3	0	3	0	--	0	1	0	1	0	--	0	2	0	2	0	--	0
1991-92	3	1	1	1	--	3	2	1	0	1	--	3	1	0	1	0	--	0
1992-93	3	1	1	1	--	3	2	0	1	1	--	1	1	1	0	0	--	2
1993-94	4	3	1	0	--	6	2	1	1	0	--	2	2	2	0	0	--	4
1994-95	3	2	1	0	--	4	2	2	0	0	--	4	1	0	1	0	--	0
1995-96	4	2	2	0	--	4	2	1	1	0	--	2	2	1	1	0	--	2
1996-97	4	1	2	1	--	3	2	0	1	1	--	1	2	1	1	0	--	2
1997-98	4	2	1	1	--	5	2	1	0	1	--	3	2	1	1	0	--	2
1998-99	4	0	1	3	--	3	2	0	0	2	--	2	2	0	1	1	--	1
1999-00	4	3	1	0	0	6	2	2	0	0	0	4	2	1	1	0	0	2
2000-01	4	4	0	0	0	8	2	2	0	0	0	4	2	2	0	0	0	4
2001-02	4	0	4	0	0	0	2	0	2	0	0	0	2	0	2	0	0	0
2002-03	4	2	2	0	0	4	2	2	0	0	0	4	2	0	2	0	0	0
2003-04	4	2	1	1	0	5	2	2	0	0	0	4	2	0	1	1	0	1
2005-06	4	1	2	--	1	3	2	0	1	--	1	1	2	1	1	--	0	2
2006-07	4	1	2	--	1	3	2	1	0	--	1	3	2	0	2	--	0	0
2007-08	4	1	2	--	1	3	2	0	1	--	1	1	2	1	1	--	0	2
2008-09	4	4	0	--	0	8	2	2	0	--	0	4	2	2	0	--	0	4
TOTALS	146	70	53	20	3	163	75	43	17	12	3	101	71	27	36	8	0	62

# FLYERS REGULAR SEASON RECORD VS. NHL TEAMS 1967-2009

## FLYERS VS. CALGARY/ATLANTA

YEAR	OVERALL						HOME						ROAD					
	GP	W	L	T	OTL	PTS	GP	W	L	T	OTL	PTS	GP	W	L	T	OTL	PTS
1972-73	5	3	1	1	--	7	3	2	0	1	--	5	2	1	1	0	--	2
1973-74	6	2	2	2	--	6	3	1	2	0	--	2	3	1	0	2	--	4
1974-75	6	3	2	1	--	7	3	2	1	0	--	4	3	1	1	1	--	3
1975-76	6	4	1	1	--	9	3	3	0	0	--	6	3	1	1	1	--	3
1976-77	6	2	2	2	--	6	3	2	1	0	--	4	3	0	1	2	--	2
1977-78	6	4	1	1	--	9	3	3	0	0	--	6	3	1	1	1	--	3
1978-79	8	4	4	0	--	8	4	3	1	0	--	6	4	1	3	0	--	2
1979-80	4	2	2	0	--	4	2	2	0	0	--	4	2	0	2	0	--	0
1980-81	4	2	2	0	--	4	2	2	0	0	--	4	2	0	2	0	--	0
1981-82	3	3	0	0	--	6	1	1	0	0	--	2	2	2	0	0	--	4
1982-83	3	3	0	0	--	6	2	2	0	0	--	4	1	1	0	0	--	2
1983-84	3	2	1	0	--	4	1	1	0	0	--	2	2	1	1	0	--	2
1984-85	3	2	1	0	--	4	2	2	0	0	--	4	1	0	1	0	--	0
1985-86	3	2	1	0	--	4	1	1	0	0	--	2	2	1	1	0	--	2
1986-87	3	1	2	0	--	2	2	1	1	0	--	2	1	0	1	0	--	0
1987-88	3	0	3	0	--	0	1	0	1	0	--	0	2	0	2	0	--	0
1988-89	3	0	3	0	--	0	2	0	2	0	--	0	1	0	1	0	--	0
1989-90	3	1	1	1	--	3	1	0	1	0	--	0	2	1	0	1	--	3
1990-91	3	1	2	0	--	2	2	1	1	0	--	2	1	0	1	0	--	0
1991-92	3	2	1	0	--	4	1	1	0	0	--	2	2	1	1	0	--	2
1992-93	3	0	1	2	--	2	1	0	0	1	--	1	2*	0	1	1	--	1
1993-94	2	0	2	0	--	0	1	0	1	0	--	0	1	0	1	0	--	0
1994-95	Did Not Play						Did Not Play						Did Not Play					
1995-96	2	2	0	0	--	4	1	1	0	0	--	2	1	1	0	0	--	2
1996-97	2	1	1	0	--	2	1	0	1	0	--	0	1	1	0	0	--	2
1997-98	2	1	1	0	--	2	1	1	0	0	--	2	1	0	1	0	--	0
1998-99	2	1	0	1	--	3	1	0	0	1	--	1	1	1	0	0	--	2
1999-00	1	1	0	0	0	2	Did Not Play						1	1	0	0	0	2
2000-01	2	1	1	0	0	2	1	1	0	0	0	2	1	0	1	0	0	0
2001-02	1	0	1	0	0	0	1	0	1	0	0	0	Did Not Play					
2002-03	1	1	0	0	0	2	Did Not Play						1	1	0	0	0	2
2003-04	1	0	0	0	1	1	1	0	0	0	1	1	Did Not Play					
2005-06	1	1	0	--	0	2	1	1	0	--	0	2	Did Not Play					
2006-07	Did Not Play						Did Not Play						Did Not Play					
2007-08	1	1	0	--	0	2	Did Not Play						1	1	0	--	0	2
2008-09	1	0	1	--	0	0	1	0	1	--	0	0	Did Not Play					
TOTALS	106	53	40	12	1	119	53	34	15	3	1	72	53	19	25	9	0	47

## FLYERS VS. CAROLINA/HARTFORD

YEAR	OVERALL						HOME						ROAD					
	GP	W	L	T	OTL	PTS	GP	W	L	T	OTL	PTS	GP	W	L	T	OTL	PTS
1979-80	4	2	0	2	--	6	2	2	0	0	--	4	2*	0	0	2	--	2
1980-81	4	3	0	1	--	7	2	1	0	1	--	3	2	2	0	0	--	4
1981-82	3	3	0	0	--	6	2	2	0	0	--	4	1	1	0	0	--	2
1982-83	3	2	1	0	--	4	1	1	0	0	--	2	2	1	1	0	--	2
1983-84	3	1	2	0	--	2	2	1	1	0	--	2	1	0	1	0	--	0
1984-85	3	2	0	1	--	5	1	1	0	0	--	2	2	1	0	1	--	3
1985-86	3	3	0	0	--	6	2	2	0	0	--	4	1	1	0	0	--	2
1986-87	3	1	2	0	--	2	1	0	1	0	--	0	2	1	1	0	--	2
1987-88	3	2	1	0	--	4	2	2	0	0	--	4	1	0	1	0	--	0
1988-89	3	1	1	1	--	3	1	1	0	0	--	2	2	0	1	1	--	1
1989-90	3	1	2	0	--	2	2	1	1	0	--	2	1	0	1	0	--	0
1990-91	3	0	3	0	--	0	1	0	1	0	--	0	2	0	2	0	--	0
1991-92	3	0	3	0	--	0	2	0	2	0	--	0	1	0	1	0	--	0
1992-93	3	3	0	0	--	6	1	1	0	0	--	2	2	2	0	0	--	4
1993-94	4	3	1	0	--	6	2	1	1	0	--	2	2	2	0	0	--	4
1994-95	3	2	1	0	--	4	1	1	0	0	--	2	2	1	1	0	--	2
1995-96	4	3	0	1	--	7	2	2	0	0	--	4	2	1	0	1	--	3
1996-97	4	3	0	1	--	7	2	1	0	1	--	3	2	2	0	0	--	4
1997-98	4	2	1	1	--	5	2	1	1	0	--	2	2	1	0	1	--	3
1998-99	4	2	0	2	--	6	2	1	0	1	--	3	2	1	0	1	--	3
1999-00	4	2	2	0	0	4	2	1	1	0	0	2	2	1	1	0	0	2
2000-01	4	3	1	0	0	6	2	2	0	0	0	4	2	1	1	0	0	2
2001-02	4	3	1	0	0	6	2	2	0	0	0	4	2	1	1	0	0	2
2002-03	4	2	0	2	0	6	2	1	0	1	0	3	2	1	0	1	0	3
2003-04	4	2	0	2	0	6	2	1	0	1	0	3	2	1	0	1	0	3
2005-06	4	2	1	--	1	5	2	1	0	--	1	3	2	1	1	--	0	2
2006-07	4	2	1	--	1	5	2	1	1	--	0	2	2	1	0	--	1	3
2007-08	4	3	0	--	1	7	2	1	0	--	1	3	2	2	0	--	0	4
2008-09	4	3	0	--	1	7	2	1	0	--	1	3	2	2	0	--	0	4
TOTALS	103	61	24	14	4	140	51	33	10	5	3	74	52	28	14	9	1	66

# FLYERS REGULAR SEASON RECORD VS. NHL TEAMS 1967-2009

## FLYERS VS. CHICAGO

YEAR	OVERALL						HOME						ROAD					
	GP	W	L	T	OTL	PTS	GP	W	L	T	OTL	PTS	GP	W	L	T	OTL	PTS
1967-68	4	1	3	0	--	2	2	1	1	0	--	2	2	0	2	0	--	0
1968-69	4	0	0	4	2	3	3	0	2	3	0	--	3	0	1	2	--	2
1969-70	4	0	0	4	1	--	3	0	1	1	1	--	0	0	1	0	--	0
1970-71	6	2	3	1	--	5	3	2	1	1	0	--	4	3	0	2	1	--
1971-72	6	2	2	1	--	5	2	1	0	1	--	3	0	1	1	0	--	2
1972-73	5	2	2	1	--	5	2	1	0	1	--	3	3	0	2	0	--	2
1973-74	5	2	2	1	--	5	3	2	1	0	--	4	2	0	1	1	--	2
1974-75	5	4	1	0	--	8	3	3	0	0	--	6	2	1	1	0	--	2
1975-76	5	2	1	2	--	6	2	1	0	1	--	3	3	0	1	1	--	3
1976-77	5	3	0	2	--	8	3	3	0	0	--	6	2	1	0	2	--	2
1977-78	5	2	2	1	--	5	2	2	0	0	--	4	3	0	2	1	--	1
1978-79	4	1	3	0	--	2	2	0	2	0	--	0	2	1	1	0	--	2
1979-80	4	2	0	2	--	6	2	1	0	1	--	3	2	1	0	1	--	3
1980-81	4	1	1	2	--	4	2	1	0	1	--	3	2	0	1	1	--	1
1981-82	3	1	1	1	--	3	1	0	0	1	--	1	2	1	1	0	--	2
1982-83	3	1	1	1	--	3	2	0	1	1	--	1	1	1	0	0	--	2
1983-84	3	1	0	2	--	4	1	1	0	0	--	2	2	0	0	2	--	2
1984-85	3	2	1	0	--	4	2	2	0	0	--	4	1	0	1	0	--	0
1985-86	3	2	0	1	--	5	1	1	0	0	--	2	2	1	0	1	--	3
1986-87	3	2	0	1	--	5	2	2	0	0	--	4	1	0	0	1	--	1
1987-88	3	0	3	0	--	0	1	0	1	0	--	0	2	0	2	0	--	0
1988-89	3	3	0	0	--	6	2	2	0	0	--	4	1	1	0	0	--	2
1989-90	3	0	3	0	--	0	1	0	1	0	--	0	2	0	2	0	--	0
1990-91	3	2	1	0	--	4	2	1	1	0	--	2	1	1	0	0	--	2
1991-92	3	0	0	3	--	3	2	0	0	2	--	2	1	0	0	1	--	1
1992-93	2	1	0	1	--	3	1	1	0	0	--	2	1	0	0	1	--	1
1993-94	2	1	0	1	--	3	1	0	0	1	--	1	1	1	0	0	--	2
1994-95	Did Not Play						Did Not Play						Did Not Play					
1995-96	2	0	1	1	--	2	1	1	0	0	--	2	1	0	1	0	--	0
1996-97	2	0	1	1	--	1	1	0	1	0	--	0	1	0	0	1	--	1
1997-98	2	2	0	0	--	4	1	1	0	0	--	2	1	1	0	0	--	2
1998-99	2	2	0	0	--	4	1	1	0	0	--	2	1	1	0	0	--	2
1999-00	1	1	0	0	0	2	1	1	0	0	0	2	Did Not Play					
2000-01	1	1	0	0	0	2	Did Not Play						1	1	0	0	0	2
2001-02	2	1	1	0	0	2	1	1	0	0	0	2	1	1	1	0	0	2
2002-03	2	2	0	0	0	4	1	1	0	0	0	2	1	1	0	0	0	2
2003-04	1	1	0	0	0	2	1	1	0	0	0	2	Did Not Play					
2005-06	1	1	0	--	0	2	Did Not Play						1	1	0	--	0	2
2006-07	1	1	0	--	0	2	1	1	0	--	0	2	Did Not Play					
2007-08	Did Not Play						Did Not Play						Did Not Play					
2008-09	1	0	1	--	0	0	Did Not Play						1	0	1	--	0	0
TOTALS	125	52	43	30	0	134	63	36	16	11	0	83	62	16	27	19	0	51

## FLYERS VS. COLORADO/QUEBEC

YEAR	OVERALL						HOME						ROAD					
	GP	W	L	T	OTL	PTS	GP	W	L	T	OTL	PTS	GP	W	L	T	OTL	PTS
1979-80	4	3	0	1	--	7	2	2	0	0	--	4	2	1	0	1	--	3
1980-81	4	1	2	1	--	3	2	1	1	0	--	2	2	0	1	1	--	1
1981-82	3	1	1	1	--	3	1	1	0	0	--	2	2	0	1	1	--	1
1982-83	3	3	0	0	--	6	2	2	0	0	--	4	2	1	0	0	--	2
1983-84	3	2	0	1	--	5	1	1	0	0	--	2	2	1	0	1	--	3
1984-85	3	1	1	1	--	3	2	1	0	1	--	3	2	1	0	1	--	3
1985-86	3	2	0	1	--	5	2	2	0	0	--	4	1	0	0	1	--	1
1986-87	3	2	0	1	--	5	2	2	0	0	--	4	1	2	0	0	--	4
1987-88	3	2	1	0	--	4	1	2	0	0	--	2	2	0	1	0	--	0
1988-89	3	3	0	0	--	6	2	2	0	0	--	4	1	1	0	0	--	2
1989-90	3	3	0	0	--	6	2	2	0	0	--	4	1	1	0	0	--	2
1990-91	4	1	3	0	--	2	2	1	1	0	--	2	2	0	2	0	--	0
1991-92	3	3	0	0	--	6	2	2	0	0	--	4	1	1	0	0	--	2
1992-93	4	1	3	0	--	2	2	1	1	0	--	2	2	0	2	0	--	0
1993-94	4	3	1	0	--	6	2	2	0	0	--	4	2	1	1	0	--	2
1994-95	4	0	3	1	--	1	2	0	2	0	--	0	2	0	1	1	--	1
1995-96	2	0	1	1	--	1	1	0	1	0	--	0	2	0	0	1	--	1
1996-97	2	1	0	1	--	3	1	1	0	0	--	2	1	0	0	1	--	1
1997-98	2	0	2	0	--	0	1	0	1	0	--	0	1	0	1	0	--	0
1998-99	2	0	1	1	--	1	1	0	1	0	--	0	1	0	0	1	--	1
1999-00	2	1	1	0	0	2	1	1	0	0	0	2	1	0	1	0	0	0
2000-01	1	0	0	1	0	1	Did Not Play						1	0	0	1	0	1
2001-02	2	1	1	0	0	2	1	0	1	0	0	0	1	1	0	0	0	2
2002-03	2	1	0	0	1	3	1	0	0	0	1	1	1	1	0	0	0	2
2003-04	1	0	0	0	1	1	Did Not Play						1	0	0	0	1	1
2005-06	1	0	0	--	1	1	1	0	0	--	1	1	Did Not Play					
2006-07	Did Not Play						Did Not Play						Did Not Play					
2007-08	1	0	1	--	0	0	Did Not Play						1	0	1	--	0	0
2008-09	2	1	1	--	0	2	1	1	0	--	0	2	1	0	1	--	0	0
TOTALS	73	34	22	14	3	85	36	23	9	2	2	50	37	11	13	12	1	35

# FLYERS REGULAR SEASON RECORD VS. NHL TEAMS 1967-2009

## FLYERS VS. COLUMBUS

YEAR	OVERALL						HOME						ROAD					
	GP	W	L	T	OTL	PTS	GP	W	L	T	OTL	PTS	GP	W	L	T	OTL	PTS
2000-01	1	1	0	0	0	2	Did Not Play						1	1	0	0	0	2
2001-02	2	0	0	2	0	2	1	0	0	1	0	1	1	0	0	1	0	1
2002-03	1	1	0	0	0	2	1	1	0	0	0	2	Did Not Play					
2003-04	1	0	0	1	0	1	Did Not Play						1	0	0	1	0	1
2005-06	1	1	0	--	0	2	Did Not Play						1	1	0	--	0	2
2006-07	1	1	0	--	0	2	1	1	0	--	0	2	Did Not Play					
2007-08	Did Not Play						Did Not Play						Did Not Play					
2008-09	1	0	1	--	0	0	Did Not Play						1	0	1	--	0	0
<b>TOTALS</b>	<b>8</b>	<b>4</b>	<b>1</b>	<b>3</b>	<b>0</b>	<b>11</b>	<b>3</b>	<b>2</b>	<b>0</b>	<b>1</b>	<b>0</b>	<b>5</b>	<b>5</b>	<b>2</b>	<b>1</b>	<b>2</b>	<b>0</b>	<b>6</b>

## FLYERS VS. DALLAS/MINNESOTA

YEAR	OVERALL							HOME							ROAD						
	GP	W	L	T	OTL	PTS		GP	W	L	T	OTL	PTS		GP	W	L	T	OTL	PTS	
1967-68	10	6	3	1	--	13		5*	3	2	0	--	6		5	3	1	1	--	7	
1968-69	8	3	2	3	--	9		4	1	1	2	--	4		4	2	1	1	--	5	
1969-70	8	4	3	1	--	9		4	3	1	0	--	6		4	1	2	1	--	3	
1970-71	6	2	1	3	--	7		3	2	0	1	--	5		3	0	1	2	--	2	
1971-72	6	1	3	2	--	4		3	1	1	1	--	3		3	0	2	1	--	1	
1972-73	5	3	2	0	--	6		3	3	0	0	--	6		2	0	2	0	--	0	
1973-74	6	4	0	2	--	10		3	2	0	1	--	5		3	2	0	1	--	5	
1974-75	5	4	1	0	--	8		3	3	0	0	--	6		2	1	1	0	--	2	
1975-76	5	3	0	2	--	8		2	2	0	0	--	4		3	1	0	2	--	4	
1976-77	5	3	0	2	--	8		2	2	0	0	--	4		3	1	0	2	--	4	
1977-78	5	3	2	0	--	6		3	1	2	0	--	2		2	2	0	0	--	4	
1978-79	4	2	2	0	--	4		2	2	0	0	--	4		2	0	2	0	--	0	
1979-80	4	3	1	0	--	6		2	2	0	0	--	4		2	1	1	0	--	2	
1980-81	4	2	1	1	--	5		2	1	0	1	--	3		2	1	1	0	--	2	
1981-82	3	1	1	1	--	3		2	1	0	1	--	3		1	0	1	0	--	0	
1982-83	3	1	1	1	--	3		1	1	0	0	--	2		2	0	1	1	--	1	
1983-84	3	0	1	2	--	2		2	0	0	2	--	2		1	0	1	0	--	0	
1984-85	3	3	0	0	--	6		1	1	0	0	--	2		2	2	0	0	--	4	
1985-86	3	2	0	1	--	5		2	1	0	1	--	3		1	1	0	0	--	2	
1986-87	3	1	2	0	--	2		1	1	0	0	--	2		2	0	2	0	--	0	
1987-88	3	2	1	0	--	4		2	1	1	0	--	2		1	1	0	0	--	2	
1988-89	3	2	1	0	--	4		1	1	0	0	--	2		2	1	1	0	--	2	
1989-90	3	2	1	0	--	4		2	2	0	0	--	4		1	0	1	0	--	0	
1990-91	3	1	1	1	--	3		1	1	0	0	--	2		2	0	1	1	--	1	
1991-92	3	3	0	0	--	6		1	1	0	0	--	2		2	2	0	0	--	4	
1992-93	2	1	1	0	--	2		1	1	0	0	--	2		1	0	1	0	--	0	
1993-94	2	0	2	0	--	0		1	0	1	0	--	0		1	0	1	0	--	0	
1994-95	Did Not Play							Did Not Play							Did Not Play						
1995-96	2	1	0	1	--	3		1	1	0	0	--	2		1	0	0	1	--	1	
1996-97	2	1	0	1	--	3		1	0	0	1	--	1		1	1	0	0	--	2	
1997-98	2	0	1	1	--	1		1	0	0	1	--	1		1	0	1	0	--	0	
1998-99	1	0	0	1	--	1		1	0	0	1	--	1		Did Not Play						
1999-00	2	0	1	1	0	1		1	0	0	1	0	1		1	0	1	0	0	0	
2000-01	1	0	1	0	0	0		Did Not Play							1	0	1	0	0	0	
2001-02	2	1	0	1	0	3		1	1	0	0	0	2		1	0	0	1	0	1	
2002-03	1	0	0	1	0	1		1	0	0	1	0	1		Did Not Play						
2003-04	2	0	0	2	0	2		1	0	0	1	0	1		1	0	0	1	0	1	
2005-06	Did Not Play							Did Not Play							Did Not Play						
2006-07	1	0	1	--	0	0		Did Not Play							1	0	1	--	0	0	
2007-08	1	0	1	--	0	0		1	0	1	--	0	0		Did Not Play						
2008-09	1	0	1	--	0	0		Did Not Play							1	0	1	--	0	0	
<b>TOTALS</b>	<b>136</b>	<b>65</b>	<b>39</b>	<b>32</b>	<b>0</b>	<b>162</b>		<b>68</b>	<b>42</b>	<b>10</b>	<b>16</b>	<b>0</b>	<b>100</b>		<b>68</b>	<b>23</b>	<b>29</b>	<b>16</b>	<b>0</b>	<b>62</b>	

# FLYERS REGULAR SEASON RECORD VS. NHL TEAMS 1967-2009

## FLYERS VS. DETROIT

YEAR	OVERALL						HOME						ROAD					
	GP	W	L	T	OTL	PTS	GP	W	L	T	OTL	PTS	GP	W	L	T	OTL	PTS
1967-68	4	1	3	0	--	2	2	1	1	0	--	2	2	0	2	0	--	0
1968-69	4	1	3	0	--	2	3	1	2	0	--	2	3	0	1	2	--	2
1969-70	6	1	3	2	--	4	3	0	1	2	--	2	3	1	2	0	--	2
1970-71	6	2	3	1	--	5	3	1	1	1	--	3	3	1	2	0	--	2
1971-72	6	2	3	1	--	5	3	1	1	1	--	3	3	1	2	0	--	2
1972-73	5	1	3	1	--	3	2	1	0	1	--	3	3	0	3	0	--	0
1973-74	5	5	0	0	--	10	3	3	0	0	--	6	2	2	0	0	--	4
1974-75	4	2	1	1	--	5	2	2	0	0	--	4	2	0	1	1	--	1
1975-76	4	2	2	0	--	4	2	2	0	0	--	4	2	0	2	0	--	0
1976-77	4	3	1	0	--	6	2	2	0	0	--	4	2	0	1	0	--	2
1977-78	4	2	1	1	--	5	2	2	0	0	--	4	2	0	1	1	--	3
1978-79	4	2	0	2	--	6	2	1	0	1	--	3	2	1	0	0	--	4
1979-80	4	3	0	1	--	7	2	2	0	0	--	4	2	1	0	0	--	2
1980-81	4	3	0	1	--	6	2	2	0	0	--	4	2	1	0	0	--	4
1981-82	3	2	0	1	--	6	2	0	0	1	--	1	2	1	0	0	--	2
1982-83	3	3	0	0	--	6	2	2	0	0	--	4	1	2	0	0	--	2
1983-84	3	2	0	2	--	4	1	0	0	1	--	1	2	1	0	0	--	3
1984-85	3	2	0	1	--	5	2	2	0	0	--	4	1	0	0	1	--	1
1985-86	3	3	2	0	--	4	1	1	0	0	--	2	2	1	1	0	--	2
1986-87	3	2	1	0	--	4	2	1	1	0	--	2	1	1	0	0	--	2
1987-88	3	2	0	1	--	5	1	1	0	0	--	2	2	1	0	0	--	3
1988-89	3	1	2	0	--	2	2	0	2	0	--	0	1	1	0	0	--	2
1989-90	3	0	1	2	--	2	1	0	0	1	--	1	2	0	1	1	--	1
1990-91	3	1	2	0	--	2	2	1	1	0	--	2	1	0	1	0	--	0
1991-92	2	1	1	0	--	2	1	1	0	0	--	2	1	0	0	0	--	0
1992-93	3	0	2	1	--	1	2*	0	1	1	--	1	1	0	1	0	--	0
1993-94	2	0	2	0	--	0	1	0	1	0	--	0	1	0	1	0	--	0
1994-95	Did Not Play						Did Not Play						Did Not Play					
1995-96	2	1	1	0	--	2	1	1	0	0	--	2	1	0	1	0	--	0
1996-97	2	0	1	1	--	1	1	0	1	0	--	0	1	0	0	0	--	1
1997-98	1	1	0	0	--	2	1	1	0	0	--	2	1	0	1	0	--	0
1998-99	2	1	1	0	--	2	1	1	0	0	--	2	1	0	1	0	--	0
1999-00	1	0	1	0	--	0	Did Not Play						1	0	1	0	--	0
2000-01	2	1	1	0	--	2	1	1	0	0	--	2	1	0	1	0	--	0
2001-02	1	0	1	0	--	0	Did Not Play						1	0	1	0	--	0
2002-03	1	1	0	0	--	2	1	1	0	0	--	2	Did Not Play					
2003-04	1	0	1	0	--	0	Did Not Play						1	0	1	0	--	0
2005-06	1	0	1	--	0	0	Did Not Play						1	0	1	--	0	0
2006-07	1	1	0	--	0	1	1	1	0	--	0	2	Did Not Play					
2007-08	Did Not Play						Did Not Play						Did Not Play					
2008-09	1	0	1	--	0	0	Did Not Play						1	0	1	--	0	0
TOTALS	120	53	46	21	0	127	59	35	13	11	0	81	61	18	33	10	0	46

## FLYERS VS. EDMONTON

YEAR	OVERALL						HOME						ROAD					
	GP	W	L	T	OTL	PTS	GP	W	L	T	OTL	PTS	GP	W	L	T	OTL	PTS
1979-80	4	3	0	1	--	7	2	2	1	0	--	4	2	1	0	1	--	3
1980-81	4	2	2	0	--	4	2	1	1	0	--	2	2	0	1	0	--	2
1981-82	3	1	2	0	--	2	1	1	0	0	--	2	2	0	2	0	--	0
1982-83	3	2	1	0	--	4	2	1	1	0	--	2	1	1	0	0	--	2
1983-84	3	2	0	1	--	5	1	1	0	0	--	2	2	1	0	1	--	3
1984-85	3	3	0	0	--	6	2	2	0	0	--	4	1	1	0	0	--	2
1985-86	3	1	2	0	--	2	2	1	0	0	--	2	2	0	2	0	--	0
1986-87	3	2	1	0	--	4	2	2	0	0	--	4	2	0	0	0	--	0
1987-88	3	1	2	0	--	2	2	1	0	0	--	2	1	0	2	0	--	0
1988-89	3	0	1	2	--	2	2	0	1	1	--	1	2	0	2	0	--	1
1989-90	3	0	3	0	--	0	2	0	2	0	--	0	1	0	1	0	--	0
1990-91	3	2	1	0	--	4	2	2	0	0	--	4	1	0	1	0	--	0
1991-92	2	1	0	1	--	3	1	1	0	0	--	2	1	0	0	1	--	1
1992-93	3	0	2	0	--	0	1	0	1	0	--	0	1	0	1	0	--	0
1993-94	2	0	2	0	--	0	Did Not Play						1	0	1	0	--	0
1994-95	Did Not Play						Did Not Play						Did Not Play					
1995-96	2	1	1	0	--	2	1	1	0	0	--	2	1	0	1	0	--	0
1996-97	2	2	0	0	--	4	1	1	0	0	--	2	1	1	0	0	--	2
1997-98	2	2	0	0	--	4	1	1	0	0	--	2	1	1	0	0	--	2
1998-99	2	0	0	2	--	2	1	0	0	1	--	1	1	0	0	1	--	1
1999-00	1	0	1	0	--	0	1	0	1	0	--	0	Did Not Play					
2000-01	2	2	0	0	--	4	1	1	0	0	--	2	1	1	0	0	--	2
2001-02	1	0	1	0	--	0	1	0	1	0	--	0	Did Not Play					
2002-03	1	0	0	1	--	0	Did Not Play						1	0	0	1	--	1
2003-04	1	0	1	0	--	0	1	0	1	0	--	0	Did Not Play					
2005-06	1	0	1	--	0	0	1	0	1	--	0	0	Did Not Play					
2006-07	Did Not Play						Did Not Play						Did Not Play					
2007-08	1	0	1	--	0	0	Did Not Play						1	0	1	--	0	0
2008-09	1	0	1	--	0	0	1	0	1	--	0	0	Did Not Play					
TOTALS	62	28	26	8	0	64	33	20	11	2	0	42	29	8	15	6	0	22

# FLYERS REGULAR SEASON RECORD VS. NHL TEAMS 1967-2009

## FLYERS VS. FLORIDA

YEAR	OVERALL						HOME						ROAD					
	GP	W	L	T	OTL	PTS	GP	W	L	T	OTL	PTS	GP	W	L	T	OTL	PTS
1993-94	5	3	1	1	--	7	3	2	0	1	--	5	2	1	1	0	--	2
1994-95	4	2	1	1	--	5	2	0	1	1	--	1	2	2	0	0	--	4
1995-96	5	2	2	1	--	5	2	0	1	1	--	1	3	2	1	0	--	4
1996-97	5	3	2	0	--	6	3	1	2	0	--	2	2	2	0	0	--	4
1997-98	6	4	2	0	--	8	3	2	1	0	--	4	3	2	1	0	--	4
1998-99	4	1	2	1	--	3	2	0	1	1	--	1	2	1	1	0	--	2
1999-00	4	3	1	0	0	6	2	2	0	0	0	4	2	1	1	0	0	2
2000-01	4	3	1	0	0	6	2	1	1	0	0	2	2	2	0	0	0	4
2001-02	4	3	0	1	0	7	2	1	0	1	0	3	2	2	0	0	0	4
2002-03	4	2	1	1	0	5	2	0	1	1	0	1	2	2	0	0	0	4
2003-04	4	2	0	1	1	6	2	1	0	0	1	3	2	1	0	1	0	3
2005-06	4	4	0	--	0	8	2	2	0	--	0	4	2	2	0	--	0	4
2006-07	4	0	4	--	0	0	2	0	2	--	0	0	2	0	2	--	0	0
2007-08	4	2	1	--	1	5	2	1	0	--	1	3	2	1	1	--	0	2
2008-09	4	2	2	--	0	4	2	1	1	--	0	2	2	1	1	--	0	2
<b>TOTALS</b>	<b>65</b>	<b>36</b>	<b>20</b>	<b>7</b>	<b>2</b>	<b>81</b>	<b>33</b>	<b>14</b>	<b>11</b>	<b>6</b>	<b>2</b>	<b>36</b>	<b>32</b>	<b>22</b>	<b>9</b>	<b>1</b>	<b>0</b>	<b>45</b>

## FLYERS VS. LOS ANGELES

YEAR	OVERALL						HOME						ROAD					
	GP	W	L	T	OTL	PTS	GP	W	L	T	OTL	PTS	GP	W	L	T	OTL	PTS
1967-68	10	4	5	1	--	9	5*	2	2	1	--	5	5*	2	3	0	--	4
1968-69	8	4	3	1	--	9	4	3	1	0	--	6	4	1	2	1	--	3
1969-70	8	5	2	1	--	11	4	3	0	1	--	7	4	2	2	0	--	4
1970-71	6	2	1	3	--	7	3	1	1	1	--	3	3	1	0	2	--	4
1971-72	6	3	2	1	--	7	3	1	1	1	--	3	3	2	1	0	--	4
1972-73	6	2	4	0	--	4	3	1	2	0	--	2	3	1	2	0	--	2
1973-74	5	2	2	1	--	5	2	1	1	0	--	2	3	1	1	1	--	3
1974-75	4	2	1	1	--	5	2	1	1	0	--	2	2	1	0	1	--	3
1975-76	4	2	0	2	--	6	2	1	0	1	--	3	2	1	0	1	--	3
1976-77	4	4	0	0	--	8	2	2	0	0	--	4	2	2	0	0	--	4
1977-78	4	3	0	1	--	7	2	1	0	1	--	3	2	2	0	0	--	4
1978-79	4	4	0	0	--	8	2	2	0	0	--	4	2	2	0	0	--	4
1979-80	4	4	0	0	--	8	2	2	0	0	--	4	2	2	0	0	--	4
1980-81	4	4	0	0	--	8	2	2	0	0	--	4	2	2	0	0	--	4
1981-82	3	2	0	1	--	5	2	2	0	0	--	4	1	0	0	1	--	1
1982-83	3	2	1	0	--	4	1	0	1	0	--	0	2	2	0	0	--	4
1983-84	3	2	1	0	--	4	2	1	1	0	--	2	1	1	0	0	--	2
1984-85	3	1	1	1	--	3	1	0	0	1	--	1	2	1	1	0	--	2
1985-86	3	3	0	0	--	6	2	2	0	0	--	4	1	1	0	0	--	2
1986-87	3	1	2	0	--	2	1	0	1	0	--	0	2	1	1	0	--	2
1987-88	3	3	0	0	--	6	2	2	0	0	--	4	1	1	0	0	--	2
1988-89	3	1	2	0	--	2	1	0	1	0	--	0	2	1	1	0	--	2
1989-90	3	3	0	0	--	6	2	2	0	0	--	4	1	1	0	0	--	2
1990-91	3	1	2	0	--	2	1	0	1	0	--	0	2	1	1	0	--	2
1991-92	3	1	2	0	--	2	1	1	0	0	--	2	2	0	2	0	--	0
1992-93	2	1	1	0	--	2	1	0	1	0	--	0	1	1	0	0	--	2
1993-94	2	2	0	0	--	4	1	1	0	0	--	2	1	1	0	0	--	2
1994-95	Did Not Play						Did Not Play						Did Not Play					
1995-96	2	1	0	1	--	3	1	1	0	0	--	2	1	0	0	1	--	1
1996-97	2	1	1	0	--	2	1	1	0	0	--	2	1	0	1	0	--	0
1997-98	2	1	1	0	--	2	1	1	0	0	--	2	1	0	1	0	--	0
1998-99	2	1	1	0	--	2	1	1	0	0	--	2	1	0	1	0	--	0
1999-00	2	1	0	0	1	3	1	0	0	0	1	1	1	1	0	0	0	2
2000-01	1	1	0	0	0	2	1	1	0	0	0	2	Did Not Play					
2001-02	1	1	0	0	0	2	Did Not Play						1	1	0	0	0	2
2002-03	2	2	0	0	0	4	1	1	0	0	0	2	1	1	0	0	0	2
2003-04	1	0	1	0	0	0	Did Not Play						1	0	1	0	0	0
2005-06	Did Not Play						Did Not Play						Did Not Play					
2006-07	1	1	0	--	0	2	Did Not Play						1	1	0	--	0	2
2007-08	1	1	0	--	0	2	1	1	0	--	0	2	Did Not Play					
2008-09	2	1	0	--	1	3	1	1	0	--	0	2	1	0	0	--	1	1
<b>TOTALS</b>	<b>133</b>	<b>80</b>	<b>36</b>	<b>15</b>	<b>2</b>	<b>177</b>	<b>65</b>	<b>42</b>	<b>15</b>	<b>7</b>	<b>1</b>	<b>92</b>	<b>68</b>	<b>38</b>	<b>21</b>	<b>8</b>	<b>1</b>	<b>85</b>



# FLYERS REGULAR SEASON RECORD VS. NHL TEAMS 1967-2009

## FLYERS VS. MINNESOTA

YEAR	OVERALL						HOME						ROAD					
	GP	W	L	T	OTL	PTS	GP	W	L	T	OTL	PTS	GP	W	L	T	OTL	PTS
2000-01	2	1	0	1	0	3	1	1	0	0	0	2	1	0	0	1	0	1
2001-02	1	1	0	0	0	2	1	1	0	0	0	2	0	0	0	0	0	0
2002-03	2	0	2	0	0	0	1	0	1	0	0	0	1	0	1	0	0	0
2003-04	1	1	0	0	0	2	1	1	0	0	0	2	Did Not Play	Did Not Play	Did Not Play	Did Not Play	Did Not Play	Did Not Play
2005-06	1	1	0	--	0	2	1	1	0	--	0	2	Did Not Play	Did Not Play	Did Not Play	Did Not Play	Did Not Play	Did Not Play
2006-07	Did Not Play	Did Not Play	Did Not Play	Did Not Play	Did Not Play	Did Not Play	Did Not Play	Did Not Play	Did Not Play	Did Not Play	Did Not Play	Did Not Play	Did Not Play	Did Not Play	Did Not Play	Did Not Play	Did Not Play	Did Not Play
2007-08	1	1	0	--	0	2	1	1	0	--	0	2	1	1	0	--	0	2
2008-09	1	1	0	--	0	2	1	1	0	--	0	2	Did Not Play	Did Not Play	Did Not Play	Did Not Play	Did Not Play	Did Not Play
<b>TOTALS</b>	<b>9</b>	<b>6</b>	<b>2</b>	<b>1</b>	<b>0</b>	<b>13</b>	<b>6</b>	<b>5</b>	<b>1</b>	<b>0</b>	<b>0</b>	<b>10</b>	<b>3</b>	<b>1</b>	<b>1</b>	<b>1</b>	<b>0</b>	<b>3</b>

## FLYERS VS. MONTREAL

YEAR	OVERALL						HOME						ROAD					
	GP	W	L	T	OTL	PTS	GP	W	L	T	OTL	PTS	GP	W	L	T	OTL	PTS
1967-68	4	1	2	1	--	3	2	0	1	0	--	1	2	1	1	0	--	2
1968-69	6	0	5	0	--	2	3	0	2	1	--	2	3	0	3	0	--	0
1969-70	6	0	4	0	--	2	3	0	2	1	--	1	3	0	2	0	--	1
1970-71	6	1	4	1	--	3	3	0	2	1	--	1	3	0	2	0	--	2
1971-72	6	2	3	1	--	5	3	2	1	0	--	4	3	0	2	1	--	1
1972-73	5	2	2	1	--	5	3	1	0	1	--	3	3	0	2	0	--	2
1973-74	5	2	2	1	--	5	3	2	1	0	--	4	2	0	1	1	--	1
1974-75	4	2	1	1	--	5	2	1	0	1	--	3	2	0	1	1	--	2
1975-76	4	2	1	1	--	5	2	2	0	0	--	4	2	0	1	1	--	1
1976-77	4	0	4	0	--	0	2	0	2	0	--	0	2	0	2	0	--	0
1977-78	4	0	2	2	--	2	2	0	1	1	--	1	2	0	1	1	--	1
1978-79	4	0	3	1	--	1	2	0	2	1	--	0	2	0	1	1	--	1
1979-80	4	1	2	1	--	3	2	0	1	1	--	1	2	0	1	0	--	2
1980-81	4	1	2	1	--	3	2	1	0	1	--	3	2	0	2	0	--	0
1981-82	3	1	2	0	--	2	1	0	1	0	--	0	2	0	1	0	--	2
1982-83	3	1	2	0	--	2	2	1	1	0	--	2	1	0	1	0	--	0
1983-84	2	0	1	--	--	0	1	0	1	0	--	1	2	0	1	0	--	4
1984-85	2	2	0	--	--	4	2	1	1	0	--	2	2	0	1	0	--	2
1985-86	2	1	0	--	--	2	2	1	0	0	--	2	1	0	1	0	--	2
1986-87	2	0	1	--	--	0	2	0	0	0	--	4	1	0	1	1	--	1
1987-88	2	0	1	--	--	0	2	0	0	1	--	1	2	0	1	1	--	1
1988-89	0	0	1	--	--	0	2	0	1	0	--	1	1	0	1	0	--	3
1989-90	2	0	1	--	--	0	2	1	1	0	--	3	2	1	0	0	--	2
1990-91	2	0	1	--	--	0	2	1	0	1	--	0	2	0	0	0	--	4
1991-92	3	2	1	0	--	5	2	0	1	1	--	0	2	2	0	0	--	2
1992-93	4	2	1	1	--	5	2	0	1	1	--	1	2	0	1	0	--	1
1993-94	4	2	0	1	--	5	2	2	0	0	--	4	2	0	1	0	--	3
1994-95	4	3	0	0	--	6	2	2	0	0	--	4	2	2	0	0	--	4
1995-96	4	0	0	0	--	0	2	0	0	0	--	4	2	0	0	0	--	1
1996-97	4	2	1	1	--	5	2	0	1	1	--	1	2	0	1	1	--	4
1997-98	4	1	3	0	--	2	2	0	1	1	--	2	2	0	2	0	--	0
1998-99	4	1	0	2	--	3	2	0	0	1	--	2	2	0	0	1	--	3
1999-00	4	0	2	1	--	1	2	0	0	1	--	1	2	0	1	0	--	1
2000-01	4	2	0	0	0	4	2	0	2	0	0	0	2	2	0	0	0	4
2001-02	4	4	0	0	0	8	2	2	0	0	0	4	2	2	0	0	0	4
2002-03	4	3	1	0	0	6	2	1	1	0	0	2	2	2	0	0	0	4
2003-04	4	1	2	--	1	3	2	0	2	--	0	2	2	0	1	--	1	1
2005-06	4	1	3	--	0	2	2	0	2	--	0	0	2	1	1	--	0	2
2006-07	4	0	4	--	0	0	2	0	1	--	1	1	2	0	2	--	0	0
2007-08	4	1	2	--	1	3	2	0	1	--	1	1	2	1	1	--	0	2
2008-09	1	1	0	--	0	2	1	1	0	--	0	2	5	2	0	2	1	7
<b>TOTALS</b>	<b>163</b>	<b>58</b>	<b>71</b>	<b>30</b>	<b>4</b>	<b>150</b>	<b>81</b>	<b>30</b>	<b>33</b>	<b>16</b>	<b>2</b>	<b>78</b>	<b>82</b>	<b>28</b>	<b>38</b>	<b>14</b>	<b>2</b>	<b>72</b>

## FLYERS VS. NASHVILLE

YEAR	OVERALL						HOME						ROAD					
	GP	W	L	T	OTL	PTS	GP	W	L	T	OTL	PTS	GP	W	L	T	OTL	PTS
1998-99	2	2	0	0	--	4	1	1	0	0	--	2	1	1	0	0	--	2
1999-00	2	1	0	1	0	3	1	0	0	1	0	1	1	0	0	1	0	1
2000-01	2	0	0	1	0	1	1	0	1	0	0	0	1	0	0	1	0	1
2001-02	1	0	0	0	1	1	1	0	0	0	1	1	Did Not Play	Did Not Play	Did Not Play	Did Not Play	Did Not Play	Did Not Play
2002-03	1	0	0	0	1	1	1	1	0	0	0	2	1	0	0	1	0	1
2003-04	1	1	0	0	0	2	1	1	0	0	0	2	Did Not Play	Did Not Play	Did Not Play	Did Not Play	Did Not Play	Did Not Play
2005-06	1	0	0	--	1	1	1	0	1	--	0	0	1	0	0	--	1	1
2006-07	1	0	1	--	0	0	1	0	1	--	0	0	Did Not Play	Did Not Play	Did Not Play	Did Not Play	Did Not Play	Did Not Play
2007-08	Did Not Play	Did Not Play	Did Not Play	Did Not Play	Did Not Play	Did Not Play	Did Not Play	Did Not Play	Did Not Play	Did Not Play	Did Not Play	Did Not Play	Did Not Play	Did Not Play	Did Not Play	Did Not Play	Did Not Play	Did Not Play
2008-09	1	1	0	--	0	2	1	1	0	--	0	2	Did Not Play	Did Not Play	Did Not Play	Did Not Play	Did Not Play	Did Not Play
<b>TOTALS</b>	<b>12</b>	<b>5</b>	<b>2</b>	<b>3</b>	<b>2</b>	<b>15</b>	<b>7</b>	<b>3</b>	<b>2</b>	<b>1</b>	<b>1</b>	<b>8</b>	<b>5</b>	<b>2</b>	<b>0</b>	<b>2</b>	<b>1</b>	<b>7</b>

# FLYERS REGULAR SEASON RECORD VS. NHL TEAMS 1967-2009

## FLYERS VS. NEW JERSEY/COLORADO/KANSAS CITY

YEAR	OVERALL						HOME						ROAD					
	GP	W	L	T	OTL	PTS	GP	W	L	T	OTL	PTS	GP	W	L	T	OTL	PTS
1974-75	5	4	0	1	--	9	3	3	0	0	--	6	2	1	0	1	--	3
1975-76	5	5	0	0	--	10	2	2	0	0	--	4	3	3	0	0	--	6
1976-77	5	5	0	0	--	10	2	3	0	0	--	6	3	2	0	0	--	6
1977-78	5	3	2	0	--	6	2	2	0	0	--	4	3	1	2	0	--	2
1978-79	4	3	0	1	--	7	2	2	0	0	--	4	2	1	0	1	--	3
1979-80	4	2	1	1	--	5	2	1	0	1	--	3	2	1	1	0	--	2
1980-81	4	4	0	0	--	8	2	2	0	0	--	4	2	2	0	0	--	4
1981-82	3	2	1	0	--	4	2	2	0	0	--	4	1	0	1	0	--	0
1982-83	7	5	2	0	--	10	3	3	0	0	--	6	4	2	2	0	--	4
1983-84	7	7	0	0	--	14	4	4	0	0	--	8	3	3	0	0	--	6
1984-85	7	5	2	0	--	10	3	2	1	0	--	4	4	3	1	0	--	6
1985-86	7	4	3	0	--	8	4	3	1	0	--	6	3	1	2	0	--	2
1986-87	7	4	2	1	--	9	3	3	0	0	--	6	4	1	2	1	--	3
1987-88	7	0	5	2	--	2	4	0	2	2	--	2	3	0	3	0	--	0
1988-89	7	5	2	0	--	10	3	3	0	0	--	6	4	2	2	0	--	4
1989-90	7	2	4	1	--	5	4	0	3	1	--	1	3	2	1	0	--	4
1990-91	7	1	4	2	--	4	3	1	1	1	--	3	4	0	3	1	--	1
1991-92	7	2	3	2	--	6	4	2	0	2	--	6	3	0	3	0	--	0
1992-93	7	2	5	0	--	4	4	2	2	0	--	4	3	0	3	0	--	0
1993-94	5	1	4	0	--	2	2	1	1	0	--	2	3	0	3	0	--	0
1994-95	4	3	1	0	--	6	2	1	1	0	--	2	2	2	0	0	--	4
1995-96	6	2	4	0	--	4	3	1	2	0	--	2	3	1	2	0	--	2
1996-97	5	3	2	0	--	6	3	2	1	0	--	4	2	1	1	0	--	0
1997-98	5	0	4	1	--	1	2	0	1	1	--	1	3	0	3	0	--	0
1998-99	5	1	3	1	--	3	3	1	2	0	--	2	2	0	1	1	--	1
1999-00	5	1	4	0	0	2	2	1	1	0	0	2	3	0	3	0	0	0
2000-01	5	1	2	2	0	4	3	1	2	0	0	3	2	0	0	2	0	2
2001-02	5	3	1	1	0	7	2	1	0	1	0	2	3	2	1	0	0	4
2002-03	5	1	2	1	1	4	3	0	1	1	1	2	2	1	1	1	0	2
2003-04	6	3	2	1	0	7	3	2	1	0	0	4	3	1	1	1	0	3
2005-06	8	3	4	--	1	7	4	3	1	--	0	6	4	0	3	--	1	1
2006-07	8	1	4	--	3	5	4	1	1	--	2	4	4	0	3	--	1	1
2007-08	8	2	5	--	1	5	4	1	2	--	0	4	4	0	3	--	1	1
2008-09	6	3	1	--	2	8	3	1	0	--	2	4	3	2	1	--	0	4
TOTALS	198	93	79	18	8	212	100	58	27	10	5	131	98	35	52	8	3	81

## FLYERS VS. NEW YORK ISLANDERS

YEAR	OVERALL						HOME						ROAD					
	GP	W	L	T	OTL	PTS	GP	W	L	T	OTL	PTS	GP	W	L	T	OTL	PTS
1972-73	5	4	1	0	--	8	3	3	0	0	--	6	2	1	1	0	--	2
1973-74	5	5	0	0	--	10	2	2	0	0	--	4	3	3	0	0	--	6
1974-75	6	3	4	1	--	8	3	2	1	0	--	4	3	1	0	2	--	0
1975-76	6	4	0	1	--	9	3	3	0	0	--	6	3	0	3	0	--	1
1976-77	6	2	3	1	--	5	3	2	1	1	--	4	4	0	2	1	--	2
1977-78	6	1	5	2	--	4	3	1	2	1	--	3	4	0	1	3	--	1
1978-79	8	4	2	2	--	10	4	1	1	2	--	2	4	1	1	0	--	3
1979-80	4	2	1	1	--	5	2	1	1	0	--	2	2	1	0	1	--	2
1980-81	4	2	1	1	--	5	2	1	1	0	--	2	2	1	0	1	--	2
1981-82	8	1	6	1	--	3	4	1	2	1	--	3	4	0	4	0	--	0
1982-83	7	4	1	2	--	10	3	2	0	1	--	5	4	2	1	1	--	5
1983-84	7	3	4	0	--	6	4	2	2	0	--	4	3	1	2	0	--	2
1984-85	7	3	3	1	--	7	3	2	0	1	--	5	4	1	3	0	--	2
1985-86	7	3	4	0	--	6	4	3	1	0	--	6	3	0	3	0	--	0
1986-87	7	4	3	0	--	8	3	1	2	0	--	2	4	3	1	0	--	6
1987-88	7	3	3	1	--	7	4	1	2	1	--	3	3	2	1	0	--	4
1988-89	7	5	1	1	--	11	4	3	0	0	--	6	4	2	1	1	--	5
1989-90	7	4	1	2	--	10	4	3	0	1	--	7	3	1	1	1	--	3
1990-91	7	4	2	1	--	9	3	2	0	1	--	5	4	2	2	0	--	4
1991-92	7	3	3	1	--	7	3	3	0	0	--	6	4	0	3	1	--	1
1992-93	9	2	7	0	--	4	4	2	2	0	--	4	5	0	5	0	--	0
1993-94	5	2	3	0	--	4	3	2	1	0	--	4	2	0	2	0	--	0
1994-95	4	2	2	0	--	4	2	1	1	0	--	2	2	1	1	0	--	2
1995-96	6	4	1	1	--	9	3	2	1	0	--	4	3	2	0	1	--	5
1996-97	5	1	3	1	--	3	2	1	1	0	--	2	3	0	2	1	--	1
1997-98	5	3	2	0	--	6	3	3	0	0	--	6	2	0	2	0	--	0
1998-99	5	1	2	2	--	4	2	1	0	1	--	3	3	0	2	1	--	1
1999-00	5	3	0	1	1	8	3	1	0	1	1	4	2	2	0	0	0	4
2000-01	5	4	0	0	1	9	2	2	0	0	0	4	3	2	0	0	1	5
2001-02	5	1	3	0	1	3	3	0	2	0	1	1	2	1	1	0	0	2
2002-03	5	3	1	1	0	7	2	0	1	1	0	1	3	3	0	0	0	6
2003-04	6	3	2	1	0	7	3	2	1	0	0	4	3	1	1	1	0	3
2005-06	8	6	2	--	0	12	4	3	1	--	0	6	4	3	1	--	0	6
2006-07	8	2	5	--	1	5	4	0	4	--	0	0	4	2	1	--	1	5
2007-08	8	7	1	--	0	14	4	4	0	--	0	8	4	3	1	--	0	6
2008-09	6	6	0	--	0	12	3	3	0	--	0	6	3	3	0	--	0	6
TOTALS	223	109	84	26	4	248	110	65	32	11	2	143	113	44	52	15	2	105

# FLYERS REGULAR SEASON RECORD VS. NHL TEAMS 1967-2009

## FLYERS VS. NEW YORK RANGERS

YEAR	OVERALL						HOME						ROAD					
	GP	W	L	T	OTL	PTS	GP	W	L	T	OTL	PTS	GP	W	L	T	OTL	PTS
1967-68	4	1	3	0	--	2	2	1	1	0	--	2	2	0	2	0	--	0
1968-69	6	1	3	2	--	4	3	0	2	1	--	1	3	1	1	1	--	3
1969-70	6	0	0	6	--	6	3	0	0	3	--	3	3	0	0	3	--	3
1970-71	6	3	2	1	--	7	3	3	0	0	--	6	3	0	2	1	--	1
1971-72	6	0	6	0	--	0	3	0	3	0	--	0	3	0	3	0	--	0
1972-73	5	0	4	1	--	1	2	0	2	0	--	0	3	0	2	1	--	1
1973-74	5	1	2	2	--	4	3	1	0	2	--	4	2	0	2	0	--	0
1974-75	6	3	2	1	--	7	3	1	1	1	--	3	3	2	1	0	--	4
1975-76	6	5	1	0	--	10	3	3	0	0	--	6	3	2	1	0	--	4
1976-77	6	2	0	4	--	8	3	2	0	1	--	5	3	0	0	3	--	3
1977-78	6	4	0	2	--	10	3	3	0	0	--	6	3	1	0	2	--	4
1978-79	8	3	2	3	--	9	4	2	2	0	--	4	4	1	0	3	--	5
1979-80	4	2	1	1	--	5	2	1	1	0	--	2	2	0	0	1	--	3
1980-81	4	1	1	2	--	4	2	0	1	1	--	1	2	1	0	1	--	3
1981-82	8	2	4	2	--	6	4	1	2	1	--	3	4	1	2	1	--	3
1982-83	7	4	3	0	--	8	4	3	1	0	--	6	3	1	2	0	--	2
1983-84	7	3	4	0	--	6	3	2	1	0	--	4	4	1	3	0	--	2
1984-85	7	7	0	0	--	14	4	4	0	0	--	8	3	3	0	0	--	6
1985-86	7	6	1	0	--	12	3	3	0	0	--	6	4	3	1	0	--	6
1986-87	7	3	4	0	--	6	4	1	3	0	--	2	3	2	1	0	--	4
1987-88	7	3	3	1	--	7	3	1	2	0	--	2	4	2	1	1	--	5
1988-89	7	3	3	1	--	7	4	2	1	1	--	5	3	1	2	0	--	2
1989-90	7	2	5	0	--	4	3	0	3	0	--	0	4	2	2	0	--	4
1990-91	7	2	3	2	--	6	4	2	0	2	--	6	3	0	3	0	--	0
1991-92	7	1	6	0	--	2	3	1	2	0	--	2	4	0	4	0	--	0
1992-93	7	4	2	1	--	9	3	3	0	0	--	6	4	1	2	1	--	3
1993-94	5	1	3	1	--	3	2	1	1	0	--	2	3	0	2	1	--	1
1994-95	4	2	2	0	--	4	2	1	1	0	--	2	2	1	1	0	--	2
1995-96	5	1	3	1	--	3	3	1	2	0	--	2	2	0	1	1	--	1
1996-97	6	2	3	1	--	5	3	1	2	0	--	2	3	1	1	1	--	3
1997-98	5	3	1	1	--	7	2	1	1	0	--	2	3	2	0	1	--	5
1998-99	5	2	2	1	--	5	3	1	1	1	--	3	2	1	1	0	--	2
1999-00	5	4	1	0	0	8	2	1	1	0	0	2	3	3	0	0	0	6
2000-01	5	4	0	0	1	9	3	3	0	0	0	6	2	1	0	0	1	3
2001-02	5	3	2	0	0	6	2	2	0	0	0	4	3	1	2	0	0	2
2002-03	5	3	2	0	0	6	3	2	1	0	0	4	2	1	1	0	0	2
2003-04	6	5	1	0	0	10	3	2	1	0	0	4	3	3	0	0	0	6
2005-06	8	4	2	--	2	10	4	1	2	--	1	3	4	3	0	--	1	7
2006-07	8	2	5	--	1	5	4	0	3	--	1	1	4	2	2	--	0	4
2007-08	8	3	3	--	2	8	4	1	2	--	1	3	4	2	1	--	1	5
2008-09	6	2	4	--	0	4	3	1	2	--	0	2	3	1	2	--	0	2
TOTALS	249	107	99	37	6	257	124	59	48	14	3	135	125	48	51	23	3	122

## FLYERS VS. OTTAWA

YEAR	OVERALL						HOME						ROAD					
	GP	W	L	T	OTL	PTS	GP	W	L	T	OTL	PTS	GP	W	L	T	OTL	PTS
1992-93	3	2	1	0	--	4	2	2	0	0	--	4	1	0	1	0	--	0
1993-94	4	3	0	1	--	7	2	2	0	0	--	4	2	1	0	1	--	3
1994-95	3	1	2	0	--	2	1	0	1	0	--	0	2	1	1	0	--	2
1995-96	4	4	0	0	--	8	2	2	0	0	--	4	2	2	0	0	--	4
1996-97	4	4	0	0	--	8	2	2	0	0	--	4	2	2	0	0	--	4
1997-98	4	4	0	0	--	8	2	2	0	0	--	4	2	2	0	0	--	4
1998-99	5	1	4	0	--	2	2	0	2	0	--	0	3	1	2	0	--	2
1999-00	4	0	2	2	0	2	2	0	1	1	0	1	2	0	1	1	0	1
2000-01	4	1	2	1	0	3	2	1	1	0	0	2	2	0	1	1	0	1
2001-02	4	1	2	1	0	3	2	0	1	1	0	1	2	1	1	0	0	2
2002-03	4	1	1	2	0	4	2	1	1	0	0	2	2	0	0	2	0	2
2003-04	4	1	2	1	0	3	2	1	1	0	0	2	2	0	1	1	0	1
2005-06	4	3	1	--	0	6	2	2	0	--	0	4	2	1	1	--	0	2
2006-07	4	0	3	--	1	1	2	0	1	--	1	1	2	0	2	--	0	0
2007-08	4	3	0	--	1	7	2	2	0	--	0	4	2	1	0	--	1	3
2008-09	4	1	2	--	1	3	2	1	1	--	0	2	2	0	1	--	1	1
TOTALS	63	30	22	8	3	71	31	18	10	2	1	39	32	12	12	6	2	32

# FLYERS REGULAR SEASON RECORD VS. NHL TEAMS 1967-2009

## FLYERS VS. PHOENIX/WINNIPEG

YEAR	OVERALL						HOME						ROAD					
	GP	W	L	T	OTL	PTS	GP	W	L	T	OTL	PTS	GP	W	L	T	OTL	PTS
1979-80	4	4	0	0	--	8	2	2	0	0	--	4	2	2	0	0	--	4
1980-81	4	3	1	0	--	6	2	2	0	0	--	4	2	1	0	0	--	4
1981-82	3	1	2	0	--	2	2	1	1	0	--	2	1	0	1	0	--	0
1982-83	3	3	0	0	--	6	1	1	0	0	--	2	2	2	0	0	--	4
1983-84	3	2	1	0	--	4	2	2	0	0	--	4	1	0	1	0	--	0
1984-85	3	0	3	0	--	0	1	0	1	0	--	0	2	0	2	0	--	0
1985-86	3	2	1	0	--	4	2	2	0	0	--	4	1	0	1	0	--	0
1986-87	3	2	1	0	--	4	1	1	0	0	--	2	2	1	1	0	--	2
1987-88	3	3	0	0	--	6	2	2	0	0	--	4	1	1	0	0	--	2
1988-89	3	2	0	1	--	5	1	1	0	0	--	2	2	1	0	1	--	3
1989-90	3	1	2	0	--	2	2	1	1	0	--	2	1	0	1	0	--	0
1990-91	3	3	0	0	--	6	1	1	0	0	--	2	2	2	0	0	--	4
1991-92	3	0	3	0	--	0	2	0	2	0	--	0	1	0	1	0	--	0
1992-93	2	2	0	0	--	4	1	1	0	0	--	2	1	1	0	0	--	2
1993-94	2	0	1	1	--	1	1	0	1	0	--	0	1	0	0	1	--	1
1994-95	Did Not Play						Did Not Play						Did Not Play					
1995-96	2	1	1	0	--	2	1	1	0	0	--	2	1	0	1	0	--	0
1996-97	2	2	0	0	--	4	1	1	0	0	--	2	1	1	0	0	--	2
1997-98	2	1	1	0	--	2	1	0	1	0	--	0	1	1	0	0	--	2
1998-99	2	2	0	0	--	4	1	1	0	0	--	2	1	1	0	0	--	2
1999-00	2	2	0	0	--	4	1	1	0	0	--	2	1	1	0	0	--	2
2000-01	2	0	2	0	--	0	1	0	1	0	--	0	1	0	1	0	--	0
2001-02	1	0	1	0	--	0	Did Not Play						1	0	1	0	--	0
2002-03	2	1	1	0	--	2	1	1	0	0	--	2	1	0	1	0	--	0
2003-04	2	2	0	0	--	4	1	1	0	0	--	2	1	1	0	0	--	2
2005-06	Did Not Play						Did Not Play						Did Not Play					
2006-07	1	0	1	--	--	0	Did Not Play						1	0	1	--	--	0
2007-08	1	0	1	--	--	0	1	0	1	--	--	0	Did Not Play					
2008-09	1	1	0	--	--	2	Did Not Play						1	1	0	--	--	2
TOTALS	65	40	23	2	0	82	32	23	9	0	0	46	33	17	14	2	0	36

## FLYERS VS. PITTSBURGH

	OVERALL						HOME						ROAD						
YEAR	GP	W	L	T	OTL	PTS	GP	W	L	T	OTL	PTS	GP	W	L	T	OTL	PTS	
1967-68	10	3	4	3	--	9	5*	3	2	0	--	6	5	0	2	3	--	3	
1968-69	8	4	1	3	--	11	4	3	0	1	--	7	4	1	1	2	--	4	
1969-70	8	1	5	2	--	4	4	1	2	1	--	3	4	0	3	1	--	1	
1970-71	6	3	1	2	--	8	3	3	0	0	--	6	3	0	1	2	--	2	
1971-72	6	2	3	1	--	5	3	2	0	0	--	5	3	0	3	0	--	0	
1972-73	6	4	2	0	--	8	3	3	0	1	--	6	3	1	2	0	--	2	
1973-74	5	3	2	0	--	6	3	2	1	0	--	4	2	1	1	0	--	2	
1974-75	4	3	1	0	--	6	2	2	0	0	--	4	2	1	1	0	--	2	
1975-76	4	3	0	1	--	7	2	2	0	0	--	4	2	1	0	1	--	3	
1976-77	4	3	1	0	--	6	2	2	0	0	--	4	2	1	1	0	--	2	
1977-78	4	3	0	1	--	7	2	1	0	1	--	3	2	2	0	0	--	4	
1978-79	4	3	1	0	--	6	2	2	0	0	--	4	2	1	1	0	--	2	
1979-80	4	3	0	1	--	7	2	1	0	1	--	3	2	2	0	0	--	4	
1980-81	4	4	0	0	--	8	2	2	0	0	--	4	2	2	0	0	--	4	
1981-82	8	5	2	1	--	11	4	4	0	0	--	8	4	1	2	1	--	3	
1982-83	7	5	1	1	--	11	4	4	0	0	--	8	3	1	1	1	--	3	
1983-84	7	7	0	0	--	14	3	3	0	0	--	6	4	4	0	0	--	8	
1984-85	7	5	2	0	--	10	4	4	0	0	--	8	3	1	2	0	--	2	
1985-86	7	6	0	1	--	13	3	3	0	0	--	6	4	3	0	1	--	7	
1986-87	7	4	1	2	--	10	4	3	0	1	--	7	3	1	1	1	--	3	
1987-88	7	5	2	0	--	10	3	3	0	0	--	6	4	2	2	0	--	4	
1988-89	7	3	4	0	--	6	4	2	2	0	--	4	3	1	2	0	--	2	
1989-90	7	4	3	0	--	8	3	2	1	0	--	4	4	2	2	0	--	4	
1990-91	7	4	2	1	--	9	4	2	2	0	--	4	3	2	0	1	--	5	
1991-92	7	0	5	2	--	2	3	0	2	2	1	--	1	4	0	3	1	--	1
1992-93	7	1	5	1	--	3	3	1	2	0	--	2	4	0	3	1	--	1	
1993-94	4	1	2	1	--	3	2	1	1	1	0	--	2	2	0	1	1	--	1
1994-95	3	2	1	0	--	4	2	2	0	0	--	4	1	0	1	0	--	0	
1995-96	4	2	2	0	--	4	2	2	0	0	--	4	2	0	2	0	--	0	
1996-97	4	3	1	0	--	6	2	2	0	0	--	4	2	1	1	0	--	2	
1997-98	4	2	2	0	--	4	2	2	0	0	--	4	2	0	2	0	--	0	
1998-99	5	3	0	1	--	7	3	3	0	0	--	6	2	1	1	0	--	3	
1999-00	5	2	3	0	--	4	2	1	1	0	--	2	3	1	2	0	--	2	
2000-01	5	3	1	1	--	7	3	3	0	0	--	6	2	0	1	1	--	1	
2001-02	5	4	1	0	0	7	3	2	0	0	0	4	3	2	1	0	0	4	
2002-03	6	2	1	3	--	7	3	1	1	1	--	3	3	1	0	2	--	4	
2003-04	8	6	1	--	0	7	5	1	1	1	0	3	3	1	0	2	--	4	
2005-06	8	2	1	3	--	1	13	4	3	0	--	1	7	4	3	1	--	0	
2006-07	8	0	6	--	2	2	4	0	3	--	1	1	4	0	3	--	1	1	
2007-08	8	5	3	--	0	10	4	4	0	--	0	8	4	1	3	--	0	2	
2008-09	6	2	2	--	2	6	3	1	2	--	0	2	3	1	0	--	2	4	
TOTALS	242	132	75	30	5	299	121	89	22	8	2	188	121	43	53	22	1	111	

# FLYERS REGULAR SEASON RECORD VS. NHL TEAMS 1967-2009

## FLYERS VS. ST. LOUIS

YEAR	OVERALL						HOME						ROAD					
	GP	W	L	T	OTL	PTS	GP	W	L	T	OTL	PTS	GP	W	L	T	OTL	PTS
1967-68	10	7	1	2	--	16	5*	3	0	2	--	8	5	4	1	0	--	8
1968-69	8	1	6	1	--	3	4	1	2	1	--	3	4	0	4	0	--	0
1969-70	8	1	5	2	--	4	4	1	2	1	--	3	4	0	3	1	--	1
1970-71	6	1	3	2	--	4	3	0	2	1	--	1	3	1	1	1	--	3
1971-72	6	1	2	3	--	5	3	1	1	1	--	3	3	0	1	2	--	2
1972-73	5	3	1	1	--	7	2	2	0	0	--	4	3	1	1	1	--	3
1973-74	6	6	0	0	--	12	3	3	0	0	--	6	3	3	0	0	--	6
1974-75	5	3	2	0	--	6	2	2	0	0	--	4	3	1	2	0	--	2
1975-76	5	3	1	1	--	7	3	3	0	0	--	6	2	0	1	1	--	1
1976-77	5	5	0	0	--	10	2	2	0	0	--	4	3	3	0	0	--	6
1977-78	5	4	1	0	--	8	3	3	0	0	--	6	2	1	1	0	--	2
1978-79	5	4	1	0	--	8	3	3	0	0	--	6	2	1	1	0	--	2
1979-80	4	2	0	2	--	6	2	1	0	1	--	3	2	1	0	1	--	3
1980-81	4	3	0	1	--	7	2	1	0	1	--	3	2	2	0	0	--	4
1981-82	3	3	0	0	--	6	1	1	0	0	--	2	2	2	0	0	--	4
1982-83	3	3	0	0	--	6	2	2	0	0	--	4	1	1	0	0	--	2
1983-84	3	1	2	0	--	2	1	1	0	0	--	2	2	0	2	0	--	0
1984-85	3	3	0	0	--	6	2	2	0	0	--	4	1	1	0	0	--	2
1985-86	3	2	1	0	--	4	1	1	0	0	--	2	2	1	1	0	--	2
1986-87	3	3	0	0	--	6	2	2	0	0	--	4	1	1	0	0	--	2
1987-88	3	2	1	0	--	4	1	1	0	0	--	2	2	1	1	0	--	2
1988-89	3	0	3	0	--	0	2	0	2	0	--	0	1	0	1	0	--	0
1989-90	3	2	1	0	--	4	1	1	0	0	--	2	2	1	1	0	--	2
1990-91	3	1	1	1	--	3	2	0	1	1	--	1	1	1	0	0	--	2
1991-92	2	2	0	0	--	4	1	1	0	0	--	2	1	1	0	0	--	2
1992-93	2	1	1	0	--	2	1	1	0	0	--	2	1	0	1	0	--	0
1993-94	2	2	0	0	--	4	1	1	0	0	--	2	1	1	0	0	--	2
1994-95	Did Not Play						Did Not Play						Did Not Play					
1995-96	2	1	0	1	--	3	1	0	0	1	--	1	1	1	0	0	--	2
1996-97	2	1	1	0	--	2	1	1	0	0	--	2	1	0	1	0	--	0
1997-98	2	1	1	0	--	2	1	0	1	0	--	0	1	1	0	0	--	2
1998-99	2	1	1	0	--	2	1	1	0	0	--	2	1	0	1	0	--	0
1999-00	2	1	1	0	0	2	1	1	0	0	0	2	1	0	1	0	0	0
2000-01	2	2	0	0	0	4	1	1	0	0	0	2	1	1	0	0	0	2
2001-02	2	2	0	0	0	4	1	1	0	0	0	2	1	1	0	0	0	2
2002-03	2	1	1	0	0	2	1	0	1	0	0	0	1	1	0	0	0	2
2003-04	1	1	0	0	0	2	Did Not Play						1	1	0	0	0	2
2005-06	1	1	0	0	--	2	Did Not Play						1	1	0	--	0	2
2006-07	1	1	0	--	0	2	1	1	0	--	0	2	Did Not Play					
2007-08	Did Not Play						Did Not Play						Did Not Play					
2008-09	1	0	1	--	0	0	Did Not Play						1	0	1	--	0	0
TOTALS	138	82	39	17	0	181	68	46	12	10	0	102	70	36	27	7	0	79

## FLYERS VS. SAN JOSE

YEAR	OVERALL						HOME						ROAD					
	GP	W	L	T	OTL	PTS	GP	W	L	T	OTL	PTS	GP	W	L	T	OTL	PTS
1991-92	3	2	1	0	--	4	1	1	0	0	--	2	2	1	1	0	--	2
1992-93	2	2	0	0	--	4	1	1	0	0	--	2	1	1	0	0	--	2
1993-94	2	1	1	0	--	2	1	0	1	0	--	0	1	1	0	0	--	2
1994-95	Did Not Play						Did Not Play						Did Not Play					
1995-96	2	2	0	0	--	4	1	1	0	0	--	2	1	1	0	0	--	2
1996-97	2	1	0	1	--	3	1	0	0	1	--	1	1	1	0	0	--	2
1997-98	2	1	1	0	--	2	1	0	1	0	--	0	1	1	0	0	--	2
1998-99	2	1	0	1	--	3	1	1	0	0	--	2	1	0	0	1	--	1
1999-00	2	2	0	0	0	4	1	1	0	0	0	2	1	1	0	0	0	2
2000-01	1	1	0	0	0	2	1	1	0	0	0	2	Did Not Play					
2001-02	1	0	1	0	0	0	Did Not Play						1	0	1	0	0	0
2002-03	2	0	1	1	0	1	1	0	0	1	0	1	1	0	1	0	0	0
2003-04	2	0	1	1	0	1	1	0	1	0	0	0	1	0	0	1	0	1
2005-06	Did Not Play						Did Not Play						Did Not Play					
2006-07	1	0	1	0	--	0	Did Not Play						1	0	1	--	0	0
2007-08	1	0	1	--	0	0	1	0	1	--	0	0	Did Not Play					
2008-09	2	0	0	--	2	2	1	0	0	--	1	1	1	0	0	--	1	1
TOTALS	27	13	8	4	2	32	13	6	4	2	1	15	14	7	4	2	1	17

# FLYERS REGULAR SEASON RECORD VS. NHL TEAMS 1967-2009

## FLYERS VS. TAMPA BAY

YEAR	OVERALL						HOME						ROAD					
	GP	W	L	T	OTL	PTS	GP	W	L	T	OTL	PTS	GP	W	L	T	OTL	PTS
1992-93	2	1	1	0	--	2	1	1	0	0	--	2	1	0	1	0	--	0
1993-94	5	3	1	1	--	7	2	1	0	1	--	3	3	2	1	0	--	4
1994-95	4	4	0	0	--	8	2	2	0	0	--	4	2	2	0	0	--	4
1995-96	5	2	1	2	--	6	3	1	0	2	--	4	2	1	1	0	--	2
1996-97	5	2	2	1	--	5	2	0	1	1	--	1	3	2	1	0	--	4
1997-98	6	5	0	1	--	11	3	3	0	0	--	6	3	2	0	1	--	5
1998-99	4	2	1	1	--	5	2	1	0	1	--	3	2	1	1	0	--	2
1999-00	4	3	1	0	0	6	2	2	0	0	0	4	2	1	1	0	0	2
2000-01	4	2	1	1	0	5	2	1	0	1	0	3	2	1	1	0	0	2
2001-02	4	3	0	1	0	7	2	1	0	1	0	3	2	2	0	0	0	4
2002-03	4	3	1	0	0	6	2	1	1	0	0	2	2	2	0	0	0	4
2003-04	4	0	3	0	1	1	2	0	1	0	1	1	2	0	2	0	0	0
2005-06	4	0	4	--	0	0	2	0	2	--	0	0	2	0	2	0	0	0
2006-07	4	1	2	--	1	3	2	0	1	--	1	1	2	1	1	--	0	2
2007-08	4	2	2	--	0	4	2	1	1	--	0	2	2	1	1	--	0	2
2008-09	4	2	2	--	0	4	2	1	1	--	0	2	2	1	1	--	0	2
TOTALS	67	35	22	8	2	80	33	16	8	7	2	41	34	19	14	1	0	39

## FLYERS VS. TORONTO

YEAR	OVERALL							HOME							ROAD						
	GP	W	L	T	OTL	PTS		GP	W	L	T	OTL	PTS		GP	W	L	T	OTL	PTS	
1967-68	4	3	1	0	--	6	2*	2	0	0	--	4	2	1	1	0	--	2			
1968-69	6	1	1	4	--	6	3	0	1	2	--	2	3	1	0	2	--	4			
1969-70	6	2	3	1	--	5	3	1	1	1	--	3	3	1	2	0	--	2			
1970-71	6	3	2	1	--	7	3	2	0	1	--	5	3	1	2	0	--	2			
1971-72	6	2	2	2	--	6	3	1	1	1	--	3	3	1	1	1	--	3			
1972-73	5	3	1	1	--	7	3	3	0	0	--	6	2	0	1	1	--	1			
1973-74	5	4	0	1	--	9	2	1	0	1	--	3	3	3	0	0	--	6			
1974-75	4	3	0	1	--	7	2	2	0	0	--	4	2	1	0	1	--	3			
1975-76	4	3	0	1	--	7	2	2	0	0	--	4	2	1	0	1	--	3			
1976-77	4	2	1	1	--	5	2	1	1	0	--	2	2	1	0	1	--	3			
1977-78	4	1	3	0	--	2	2	1	1	0	--	2	2	0	2	0	--	0			
1978-79	5	2	2	1	--	5	2	2	0	0	--	4	3	0	2	1	--	1			
1979-80	4	1	1	2	--	4	2	1	1	0	--	2	2	0	0	2	--	2			
1980-81	4	0	2	2	--	2	2	0	1	1	--	1	2	0	1	1	--	1			
1981-82	3	2	1	0	--	4	2	2	0	0	--	4	1	0	1	0	--	0			
1982-83	3	2	0	1	--	5	1	1	0	0	--	2	2	1	0	1	--	3			
1983-84	3	3	0	0	--	6	2	2	0	0	--	4	1	1	0	0	--	2			
1984-85	3	2	1	0	--	4	1	1	0	0	--	2	2	1	1	0	--	2			
1985-86	3	2	1	0	--	4	2	1	1	0	--	2	1	1	0	0	--	2			
1986-87	3	1	1	1	--	3	1	1	0	0	--	2	2	0	1	1	--	1			
1987-88	3	1	2	0	--	2	2	1	1	0	--	2	1	0	1	0	--	0			
1988-89	3	2	1	0	--	4	1	1	0	0	--	2	2	1	1	0	--	2			
1989-90	3	2	1	0	--	4	2	1	1	0	--	2	1	1	0	0	--	2			
1990-91	3	3	0	0	--	6	1	1	0	0	--	2	2	2	0	0	--	4			
1991-92	3	1	1	1	--	3	2	1	0	1	--	3	1	0	1	0	--	0			
1992-93	2	2	0	0	--	4	1	1	0	0	--	2	1	1	0	0	--	2			
1993-94	2	0	2	0	--	0	1	0	1	0	--	0	1	0	1	0	--	0			
1994-95	Did Not Play						Did Not Play						Did Not Play								
1995-96	2	2	0	0	--	4	1	1	0	0	--	2	1	1	0	0	--	2			
1996-97	2	2	0	0	--	4	1	1	0	0	--	2	1	1	0	0	--	2			
1997-98	2	1	1	0	--	2	1	1	0	0	--	2	1	0	1	0	--	0			
1998-99	4	3	1	0	--	6	2	1	1	0	--	2	2	2	0	0	--	4			
1999-00	4	3	1	0	0	6	2	2	0	0	0	4	2	1	1	0	0	2			
2000-01	4	2	2	0	0	4	2	1	1	0	0	2	2	1	1	0	0	2			
2001-02	4	2	1	1	0	5	2	1	1	0	0	2	2	1	0	1	0	3			
2002-03	4	2	2	0	0	4	2	1	1	0	0	2	2	1	1	0	0	2			
2003-04	4	3	1	0	0	6	2	1	1	0	0	2	2	2	0	0	0	4			
2005-06	4	1	3	--	0	2	2	0	2	--	0	0	2	1	1	--	0	2			
2006-07	4	0	3	--	1	1	2	0	2	--	0	0	2	0	1	--	1	1			
2007-08	4	2	1	--	1	5	2	1	1	--	0	2	2	1	0	--	1	3			
2008-09	4	2	2	--	0	4	2	2	0	--	0	4	2	0	2	--	0	0			
TOTALS	150	78	48	22	2	180	75	46	21	8	0	100	75	32	27	14	2	80			

FLYERS REGULAR SEASON RECORD VS. NHL TEAMS 1967-2009

FLYERS VS. VANCOUVER

YEAR	OVERALL						HOME						ROAD					
	GP	W	L	T	OTL	PTS	GP	W	L	T	OTL	PTS	GP	W	L	T	OTL	PTS
1970-71	6	4	2	0	--	8	3	3	0	0	--	6	3	2	0	0	--	6
1971-72	4	5	1	0	--	10	3	3	0	0	--	6	3	2	0	0	--	6
1972-73	5	4	0	1	--	9	3	3	0	0	--	6	3	2	0	1	--	6
1973-74	5	3	1	1	--	7	2	2	0	0	--	4	2	1	0	1	--	4
1974-75	5	4	1	0	--	8	2	2	1	1	--	6	3	0	1	0	--	6
1975-76	5	4	0	1	--	9	3	3	0	0	--	6	3	0	0	1	--	6
1976-77	5	4	0	0	--	8	3	3	0	0	--	6	3	0	0	1	--	6
1977-78	5	5	0	0	--	10	2	2	0	0	--	4	3	0	0	0	--	6
1978-79	4	4	1	1	--	5	2	1	1	1	--	2	2	0	0	0	--	4
1979-80	4	3	1	1	--	6	2	1	1	1	--	2	2	0	0	0	--	4
1980-81	4	4	1	1	--	3	2	1	1	1	--	2	2	0	1	1	--	4
1981-82	1	0	2	1	--	3	1	0	1	1	--	2	0	0	1	1	--	1
1982-83	1	2	1	1	--	3	1	2	0	1	--	0	1	0	1	1	--	2
1983-84	3	1	2	0	--	6	2	2	0	0	--	4	2	1	1	0	--	4
1984-85	3	2	1	0	--	4	2	2	1	0	--	4	2	1	1	0	--	4
1985-86	3	2	1	0	--	4	2	2	1	0	--	4	2	1	1	0	--	4
1986-87	3	3	0	0	--	6	2	2	0	0	--	4	1	0	1	0	--	2
1987-88	3	3	1	0	--	4	1	0	1	0	--	0	2	0	0	0	--	4
1988-89	3	0	3	0	--	0	2	0	2	0	--	0	1	1	1	0	--	2
1989-90	3	2	1	2	--	2	1	0	1	1	--	0	2	0	0	2	--	2
1990-91	3	2	0	1	--	4	2	1	1	0	--	2	1	0	0	0	--	2
1991-92	2	0	1	1	--	1	1	0	1	0	--	0	1	1	0	0	--	2
1992-93	2	0	1	1	--	1	1	0	1	0	--	0	1	1	0	0	--	2
1993-94	2	1	0	1	--	2	1	0	1	0	--	1	1	0	0	0	--	2
1994-95	2	Did Not Play				2	0	Did Not Play				0	1	1	Did Not Play			2
1995-96	2	1	0	1	--	3	1	1	0	0	--	2	1	0	0	1	--	2
1996-97	2	2	0	0	--	4	1	1	0	0	--	2	1	1	0	0	--	2
1997-98	2	2	0	0	--	4	1	1	0	0	--	2	1	1	0	0	--	2
1998-99	2	2	0	0	--	4	1	1	0	0	--	2	1	1	0	0	--	2
1999-00	2	1	1	0	0	2	1	0	1	0	0	0	1	1	0	0	0	2
2000-01	1	1	0	0	0	2	1	1	0	0	0	0	2	1	1	Did Not Play	0	2
2001-02	2	1	1	0	0	2	1	0	1	0	0	0	1	1	0	0	0	2
2002-03	1	1	0	0	0	2	1	1	0	0	0	2			Did Not Play			
2003-04	1	1	0	0	0	2	1	1	0	0	0	2			Did Not Play			
2005-06	1	0	--	--	0	0	1	0	--	--	0	0			Did Not Play			
2006-07	1	Did Not Play				2		Did Not Play					1	1	Did Not Play			2
2007-08	1	1	0	--	0	2		Did Not Play					1	1	0	--	0	2
2008-09	1	1	0	--	0	2		Did Not Play					1	1	0	--	0	2
TOTALS	108	68	27	13	0	149	55	37	17	1	0	75	53	31	10	12	0	74

FLYERS VS. WASHINGTON

YEAR	OVERALL						HOME						ROAD					
	GP	W	L	T	OTL	PTS	GP	W	L	T	OTL	PTS	GP	W	L	T	OTL	PTS
1974-75	4	4	0	0	--	8	2	2	0	0	--	4	2	2	0	0	--	4
1975-76	4	3	1	0	--	6	2	2	0	0	--	4	2	1	0	1	--	4
1976-77	4	4	0	0	--	8	2	2	0	0	--	4	2	2	0	0	--	4
1977-78	4	4	0	0	--	8	2	2	0	0	--	4	2	2	0	0	--	4
1978-79	4	4	0	0	--	8	2	2	0	0	--	4	2	2	0	0	--	4
1979-80	4	2	2	0	--	4	2	2	0	0	--	4	2	0	2	0	--	4
1980-81	4	2	2	0	--	4	2	0	2	0	--	0	2	0	0	0	--	4
1981-82	8	3	4	1	--	7	4	2	2	0	--	4	4	1	2	1	--	6
1982-83	7	3	4	0	--	6	3	1	2	0	--	2	4	2	1	1	--	4
1983-84	7	3	4	0	--	6	4	2	2	0	--	4	3	3	2	0	--	6
1984-85	7	5	1	1	--	11	3	2	0	1	--	5	4	3	1	0	--	8
1985-86	7	5	2	0	--	10	4	4	0	0	--	8	3	3	2	0	--	8
1986-87	7	5	1	1	--	11	3	2	0	1	--	5	4	3	1	0	--	8
1987-88	7	2	4	1	--	5	4	1	2	1	--	3	4	1	1	0	--	6
1988-89	7	3	4	0	--	6	3	2	1	1	--	4	4	1	2	0	--	6
1989-90	7	1	5	1	--	3	3	0	3	1	--	2	4	0	1	0	--	2
1990-91	7	4	3	0	--	8	4	3	1	0	--	6	3	2	0	0	--	6
1991-92	7	5	1	1	--	11	4	3	1	1	--	6	3	2	0	1	--	8
1992-93	6	1	4	1	--	3	4*	0	4	0	--	0	3	2	1	0	--	5
1993-94	6	1	4	1	--	3	4*	0	4	0	--	0	3	2	1	0	--	5
1994-95	4	3	0	1	--	7	2	2	0	0	--	4	2	2	0	1	--	6
1995-96	5	2	2	1	--	5	2	2	0	0	--	4	3	0	2	1	--	6
1996-97	6	3	2	1	--	7	3	1	1	1	--	3	3	2	1	0	--	6
1997-98	5	2	2	1	--	5	3	2	1	1	--	4	2	2	1	1	--	5
1998-99	4	4	0	0	--	8	2	2	0	0	--	4	2	2	0	0	--	4
1999-00	4	2	2	0	0	4	2	2	0	0	0	0	2	0	2	0	0	0
2000-01	4	4	0	0	0	8	2	2	0	0	0	4	2	2	0	0	0	4
2001-02	4	4	0	0	0	8	2	2	0	0	0	4	2	2	0	0	0	4
2002-03	4	2	1	1	--	5	2	1	0	1	--	3	2	0	1	0	--	3
2003-04	4	3	0	1	--	7	2	2	0	0	0	4	2	1	1	0	0	4
2005-06	4	3	0	--	--	6	2	2	0	--	--	4	2	1	0	--	--	4
2006-07	4	0	4	--	0	0	2	0	2	--	0	0	2	0	2	--	0	0
2007-08	4	2	1	--	1	5	2	0	1	--	1	1	2	0	--	--	0	3
2008-09	4	2	1	--	1	5	2	1	1	--	0	2	2	1	0	--	1	3
TOTALS	179	94	62	19	4	211	91	56	28	6	1	119	88	38	34	13	3	92

\*Includes neutral-site games.

# FLYERS REGULAR SEASON RECORDS – 1967-2009

SEASON	GP	W	L	T/OT	OL	PTS	GF	GA	DIVISIONAL FINISH
1967-68	74	31	32	11	—	73	173	179	1st, West
1968-69	76	20	35	21	—	61	174	225	3rd, West
1969-70	76	17	35	24	—	58	197	225	5th, West
1970-71	78	28	33	17	—	73	207	225	3rd, West
1971-72	78	26	38	14	—	66	200	236	5th, West
1972-73	78	37	30	11	—	85	296	256	2nd, West
1973-74	78	50	16	12	—	112	273	164	1st, West
1974-75	80	51	18	11	—	113	293	181	1st, Patrick
1975-76	80	51	13	16	—	118	348	209	1st, Patrick
1976-77	80	48	16	16	—	112	323	213	1st, Patrick
1977-78	80	45	20	15	—	105	296	200	2nd, Patrick
1978-79	80	40	25	15	—	95	281	248	2nd, Patrick
1979-80	80	48	12	20	—	116	327	254	1st, Patrick
1980-81	80	41	24	15	—	97	313	249	2nd, Patrick
1981-82	80	38	31	11	—	87	325	313	3rd, Patrick
1982-83	80	49	23	8	—	106	326	240	1st, Patrick
1983-84	80	44	26	10	—	98	350	290	3rd, Patrick
1984-85	80	53	20	7	—	113	348	241	1st, Patrick
1985-86	80	53	23	4	—	110	335	241	1st, Patrick
1986-87	80	46	26	8	—	100	310	245	1st, Patrick
1987-88	80	38	33	9	—	85	292	292	3rd, Patrick
1988-89	80	36	36	8	—	80	307	285	4th, Patrick
1989-90	80	30	39	11	—	71	290	297	6th, Patrick
1990-91	80	33	37	10	—	76	252	267	5th, Patrick
1991-92	80	32	37	11	—	75	252	273	6th, Patrick
1992-93	84	36	37	11	—	83	319	319	5th, Patrick
1993-94	84	35	39	10	—	80	294	314	6th, Atlantic
1994-95	48	28	16	4	—	60	150	132	1st, Atlantic
1995-96	82	45	24	13	—	103	282	208	1st, Atlantic
1996-97	82	45	24	13	—	103	274	217	2nd, Atlantic
1997-98	82	42	29	11	—	95	242	193	2nd, Atlantic
1998-99	82	37	26	19	—	93	231	196	2nd, Atlantic
1999-00	82	45	22	12	3	105	237	179	1st, Atlantic
2000-01	82	43	25	11	3	100	240	207	2nd, Atlantic
2001-02	82	42	27	10	3	97	234	192	1st, Atlantic
2002-03	82	45	20	13	4	107	211	166	2nd, Atlantic
2003-04	82	40	21	15	6	101	229	186	1st, Atlantic
2004-05	Did Not Play								
2005-06	82	45	26	11	—	101	263	253	2nd, Atlantic
2006-07	82	22	48	12	—	56	213	297	5th, Atlantic
2007-08	82	42	29	11	—	95	245	227	4th, Atlantic
2008-09	82	44	27	11	—	99	264	238	3rd, Atlantic
<b>TOTALS</b>	<b>3,260</b>	<b>1,621</b>	<b>1,118</b>	<b>479</b>	<b>42</b>	<b>3,763</b>	<b>11,016</b>	<b>9,572</b>	



# FLYERS REGULAR SEASON HOME & ROAD RECORDS – 1967-2009

SEASON	HOME				ROAD				OVERALL			
	W	L	T/OT	OL	W	L	T/OT	OL	W	L	T/OT	OL
1967-68	17	13	7	-	14	19	4	-	31	32	11	-
1968-69	14	16	8	-	6	19	13	-	20	35	21	-
1969-70	11	14	13	-	6	21	11	-	17	35	24	-
1970-71	20	10	7	-	8	23	8	-	28	33	17	-
1971-72	19	13	7	-	7	25	7	-	26	38	14	-
1972-73	27	8	4	-	10	22	7	-	37	30	11	-
1973-74	28	6	5	-	22	10	7	-	50	16	12	-
1974-75	32	6	2	-	19	12	9	-	51	18	11	-
1975-76	36	2	2	-	15	11	14	-	51	13	16	-
1976-77	33	6	1	-	15	10	15	-	48	16	16	-
1977-78	29	6	5	-	16	14	10	-	45	20	15	-
1978-79	26	10	4	-	14	15	11	-	40	25	15	-
1979-80	27	5	8	-	21	7	12	-	48	12	20	-
1980-81	23	9	8	-	18	15	7	-	41	24	15	-
1981-82	25	10	5	-	13	21	6	-	38	31	11	-
1982-83	29	8	3	-	20	15	5	-	49	23	8	-
1983-84	25	10	5	-	19	16	5	-	44	26	10	-
1984-85	32	4	4	-	21	16	3	-	53	20	7	-
1985-86	33	6	1	-	20	17	3	-	53	23	4	-
1986-87	29	9	2	-	17	17	6	-	46	26	8	-
1987-88	20	14	6	-	18	19	3	-	38	33	9	-
1988-89	22	15	3	-	14	21	5	-	36	36	8	-
1989-90	17	19	4	-	13	20	7	-	30	39	11	-
1990-91	18	16	6	-	15	21	4	-	33	37	10	-
1991-92	22	11	7	-	10	26	4	-	32	37	11	-
1992-93	23	14	5	-	13	23	6	-	36	37	11	-
1993-94	19	20	3	-	16	19	7	-	35	39	10	-
1994-95	16	7	1	-	12	9	3	-	28	16	4	-
1995-96	27	9	5	-	18	15	8	-	45	24	13	-
1996-97	23	12	6	-	22	12	7	-	45	24	13	-
1997-98	24	11	6	-	18	18	5	-	42	29	11	-
1998-99	21	9	11	-	16	17	8	-	37	26	19	-
1999-2000	25	6	7	3	20	16	5	0	45	22	12	3
2000-01	26	11	4	0	17	14	7	3	43	25	11	3
2001-02	20	13	5	3	22	14	5	0	42	27	10	3
2002-03	21	10	8	2	24	10	5	2	45	20	13	4
2003-04	24	11	3	3	16	10	12	3	40	21	15	6
- DID NOT PLAY -												
2005-06	22	13	-	6	23	13	-	5	45	26	-	11
2006-07	10	24	-	7	12	24	-	5	22	48	-	12
2007-08	21	14	-	6	21	15	-	5	42	29	-	11
2008-09	24	13	-	4	20	14	-	7	44	27	-	11
<b>TOTALS</b>	<b>960</b>	<b>443</b>	<b>193</b>	<b>34</b>	<b>661</b>	<b>675</b>	<b>264</b>	<b>30</b>	<b>1621</b>	<b>1118</b>	<b>457</b>	<b>64</b>

## FLYERS ALL-TIME REGULAR SEASON OVERTIME RECORDS 1983-2009

SEASON	HOME			ROAD			OVERALL		
	W	L	T	W	L	T	W	L	T
1983-84	2	1	5	1	0	5	3	1	10
1984-85	0	0	4	1	1	3	1	1	7
1985-86	2	0	1	2	1	3	4	1	4
1986-87	1	0	2	0	1	6	1	1	8
1987-88	1	1	6	0	2	3	1	3	9
1988-89	1	4	3	0	1	5	1	5	8
1989-90	2	3	4	0	2	7	2	5	11
1990-91	0	0	6	1	0	4	1	0	10
1991-92	2	1	7	0	3	4	2	4	11
1992-93	2	2	5	2	0	6	4	2	11
1993-94	2	4	3	1	1	7	3	5	10
1994-95	1	1	1	2	0	3	3	1	4
1995-96	2	1	5	2	2	8	4	3	13
1996-97	2	0	6	1	2	7	3	2	13
1997-98	2	1	6	1	0	5	3	1	11
1998-99	0	1	11	2	2	8	2	3	19
1999-2000	4	3	7	2	0	5	6	3	12
2000-01	2	0	4	3	3	7	5	3	11
2001-02	2	3	5	1	0	5	3	3	10
2002-03	1	2	8	5	2	5	6	4	13
2003-04	1	3	3	1	3	12	2	6	15
<b>TOTALS</b>	<b>32</b>	<b>31</b>	<b>102</b>	<b>28</b>	<b>26</b>	<b>118</b>	<b>60</b>	<b>57</b>	<b>220</b>

OVERTIME		SHOOTOUT		OVERTIME		SHOOTOUT		OVERTIME		SHOOTOUT	
W	L	W	L	W	L	W	L	W	L	W	L
2005-06	3	4	3	2	4	1	4	7	5	4	6
2006-07	2	3	1	4	1	3	0	3	6	1	6
2007-08	2	3	1	3	1	2	2	3	5	3	6
2008-09	2	4	1	1	2	2	3	5	4	4	6
<b>TOTALS</b>	<b>9</b>	<b>14</b>	<b>6</b>	<b>10</b>	<b>8</b>	<b>8</b>	<b>6</b>	<b>14</b>	<b>17</b>	<b>22</b>	<b>24</b>

# FLYERS REGULAR SEASON HOME ATTEND. RECORDS – 1967-2009

SEASON	ATTENDANCE	GAMES	AVERAGE	SELLOUTS
1967-68	288,747	30	9,625	3
1968-69	425,443	38	11,196	4
1969-70	508,132	38	13,372	18
1970-71	551,113	39	14,131	27
1971-72	560,796	39	14,379	26
1972-73	626,468	39	16,063	22
1973-74	663,273	39	17,007	39
1974-75	683,080	40	17,077	40
1975-76	683,080	40	17,077	40
1976-77	683,080	40	17,077	40
1977-78	683,080	40	17,077	40
1978-79	683,080	40	17,077	40
1979-80	683,080	40	17,077	40
1980-81	683,080	40	17,077	40
1981-82	681,744	40	17,044	8
1982-83	673,880	40	16,847	13
1983-84	665,445	40	16,636	13
1984-85	678,036	40	16,951	23
1985-86	687,342	40	17,184	32
1986-87	688,497	40	17,212	36
1987-88	696,180	40	17,405	31
1988-89	696,202	40	17,405	36
1989-90	696,268	40	17,407	32
1990-91	693,674	40	17,342	27
1991-92	685,604	40	17,140	11
1992-93	708,512	41	17,281	14
1993-94	706,455	41	17,231	10
1994-95	411,848	24	17,160	15
1995-96	711,136	41	17,345	32
1996-97	791,753	41	19,311	15
1997-98	800,285	41	19,519	23
1998-99	804,105	41	19,612	37
1999-2000	805,014	41	19,634	35
2000-01	802,595	41	19,575	29
2001-02	802,327	41	19,569	27
2002-03	792,333	41	19,325	14
2003-04	794,406	41	19,376	20
2004-05		Did Not Play		
2005-06	805,783*	41	19,653	39
2006-07	790,591	41	19,283	10
2007-08	801,797	41	19,556	26
2008-09	801,372	41	19,546	27
<b>TOTALS</b>	<b>28,078,716</b>	<b>1,621</b>	<b>17,320</b>	<b>1,054</b>

*\*Club record*

(Note: Flyers played at the Spectrum from the 1967-68 through 1995-96 seasons and moved into the Wachovia Center for the 1996-97 season.)

# FLYERS REGULAR SEASON OPENING GAME RECORDS 1967-2009

## SEASON OPENER (18-16-7)

1967-68	FLYERS	1	at	California	5	L
1968-69	FLYERS	2	at	Boston	3	L
1969-70	FLYERS	0	at	Minnesota	4	L
1970-71	Minnesota	1	at	FLYERS	2	W
1971-72	FLYERS	2	at	Pittsburgh	3	L
1972-73	FLYERS	4	at	St. Louis	4	T
1973-74	Toronto	0	at	FLYERS	2	W
1974-75	Los Angeles	5	at	FLYERS	3	L
1975-76	Washington	4	at	FLYERS	5	W
1976-77	NY Islanders	3	at	FLYERS	0	L
1977-78	Chicago	1	at	FLYERS	5	W
1978-79	FLYERS	3	at	NY Rangers	3	T
1979-80	NY Islanders	2	at	FLYERS	5	W
1980-81	Pittsburgh	4	at	FLYERS	7	W
1981-82	Detroit	2	at	FLYERS	2	T
1982-83	Quebec	5	at	FLYERS	9	W
1983-84	Washington	1	at	FLYERS	4	W
1984-85	Washington	2	at	FLYERS	2	T
1985-86	New Jersey	6	at	FLYERS	5	L
1986-87	Edmonton	1	at	FLYERS	2	W
1987-88	Montreal	2	at	FLYERS	2	T
1988-89	New Jersey	1	at	FLYERS	4	W
1989-90	New Jersey	6	at	FLYERS	2	L
1990-91	FLYERS	1	at	Boston	4	L
1991-92	FLYERS	2	at	Washington	5	L
1992-93	FLYERS	3	at	Pittsburgh	3	T
1993-94	Pittsburgh	3	at	FLYERS	4	W
1994-95	Quebec	3	at	FLYERS	1	L
1995-96	FLYERS	7	at	Montreal	1	W
1996-97	Florida	3	at	FLYERS	1	L
1997-98	Florida	1	at	FLYERS	3	W
1998-99	FLYERS	1	at	NY Rangers	0	W
1999-2000	Ottawa	3	at	FLYERS	0	L
2000-01	Vancouver	3	at	FLYERS	6	W
2001-02	Florida	2	at	FLYERS	5	W
2002-03	FLYERS	2	at	Edmonton	2	T
2003-04	Buffalo	0	at	FLYERS	2	W
2004-05			Did Not Play			
2005-06	NY Rangers	5	at	FLYERS	3	L
2006-07	FLYERS	0	at	Pittsburgh	4	L
2007-08	FLYERS	3	at	Calgary	2	W
2008-09	NY Rangers	4	at	FLYERS	3	L

# FLYERS REGULAR SEASON HOME/ROAD OPENING GAME RECORDS - 1967-2009

## HOME OPENER (23-12-6-1)

1967-68	Pittsburgh	0	FLYERS	1	W
1968-69	Pittsburgh	0	FLYERS	3	W
1969-70	Montreal	1	FLYERS	1	T
1970-71	Minnesota	1	FLYERS	2	W
1971-72	Los Angeles	7	FLYERS	0	L
1972-73	Vancouver	3	FLYERS	7	W
1973-74	Toronto	0	FLYERS	2	W
1974-75	Los Angeles	5	FLYERS	3	L
1975-76	Washington	4	FLYERS	5	W
1976-77	NY Islanders	3	FLYERS	0	L
1977-78	Chicago	1	FLYERS	5	W
1978-79	Montreal	3	FLYERS	2	L
1979-80	NY Islanders	2	FLYERS	5	W
1980-81	Pittsburgh	4	FLYERS	7	W
1981-82	Detroit	2	FLYERS	2	T
1982-83	Quebec	5	FLYERS	9	W
1983-84	Washington	1	FLYERS	4	W
1984-85	Washington	2	FLYERS	2	T
1985-86	New Jersey	6	FLYERS	5	L
1986-87	Edmonton	1	FLYERS	2	W
1987-88	Montreal	2	FLYERS	2	T
1988-89	New Jersey	1	FLYERS	4	W
1989-90	New Jersey	6	FLYERS	2	L
1990-91	Detroit	2	FLYERS	7	W
1991-92	Pittsburgh	6	FLYERS	3	L
1992-93	New Jersey	4	FLYERS	6	W
1993-94	Pittsburgh	3	FLYERS	4	W
1994-95	Quebec	3	FLYERS	1	L
1995-96	Washington	1	FLYERS	2	W
1996-97	Florida	3	FLYERS	1	L
1997-98	Florida	1	FLYERS	3	W
1998-99	Anaheim	1	FLYERS	4	W
1999-2000	Ottawa	3	FLYERS	0	L
2000-01	Vancouver	3	FLYERS	6	W
2001-02	Florida	2	FLYERS	5	W
2002-03	NY Islanders	3	FLYERS	3	T
2003-04	Buffalo	0	FLYERS	2	W
2004-05	Did Not Play				
2005-06	NY Rangers	5	FLYERS	3	L
2006-07	NY Rangers	5	FLYERS	4	L-SO
2007-08	NY Islanders	1	FLYERS	3	W
2008-09	NY Rangers	4	FLYERS	3	L

## ROAD OPENER (17-15-7-1)

1967-68	FLYERS	1	California	5	L
1968-69	FLYERS	2	Boston	3	L
1969-70	FLYERS	0	Minnesota	4	L
1970-71	FLYERS	0	Pittsburgh	0	T
1971-72	FLYERS	2	Pittsburgh	3	L
1972-73	FLYERS	4	St. Louis	4	T
1973-74	FLYERS	6	NY Islanders	0	W
1974-75	FLYERS	6	Pittsburgh	3	W
1975-76	FLYERS	9	Minnesota	5	W
1976-77	FLYERS	3	Atlanta	4	L
1977-78	FLYERS	8	Pittsburgh	2	W
1978-79	FLYERS	3	NY Rangers	3	T
1979-80	FLYERS	2	Atlanta	9	L
1980-81	FLYERS	5	St. Louis	1	W
1981-82	FLYERS	5	Washington	4	W
1982-83	FLYERS	3	Washington	2	W
1983-84	FLYERS	6	Montreal	3	W
1984-85	FLYERS	4	Washington	2	W
1985-86	FLYERS	4	Pittsburgh	2	W
1986-87	FLYERS	6	Washington	1	W
1987-88	FLYERS	5	Minnesota	4	W
1988-89	FLYERS	7	Minnesota	6	W
1989-90	FLYERS	3	Washington	5	L
1990-91	FLYERS	1	Boston	4	L
1991-92	FLYERS	2	Washington	5	L
1992-93	FLYERS	3	Pittsburgh	3	T
1993-94	FLYERS	5	Hartford	2	W
1994-95	FLYERS	1	Boston	4	L
1995-96	FLYERS	7	Montreal	1	W
1996-97	FLYERS	1	NY Islanders	5	L
1997-98	FLYERS	1	New Jersey	4	W
1998-99	FLYERS	1	NY Rangers	0	L
1999-2000	FLYERS	1	Boston	1	T
2000-01	FLYERS	3	Minnesota	3	T
2001-02	FLYERS	2	Columbus	2	T
2002-03	FLYERS	2	Edmonton	2	T
2003-04	FLYERS	0	San Jose	0	T
2004-05	Did Not Play				
2005-06	FLYERS	2	Toronto	4	L
2006-07	FLYERS	0	Pittsburgh	4	L
2007-08	FLYERS	3	Calgary	2	W
2008-09	FLYERS	2	Pittsburgh	3	L-OT

## FLYERS COACHING RECORDS 1967-2009

	COACH	FIRST SEASON	NO. OF SEASONS	RECORD	PCT.	PLAYOFF RECORD	PLAYOFF PCT.
	Keith Allen	1967-68	2	51 - 67 - 32	.447	3 - 8	.273
	Vic Stasiuk	1969-70	2	45 - 68 - 41	.425	0 - 4	.000
	Fred Shero	1971-72	7	308 - 151 - 95	.642	48 - 35	.578
#	Bob McCammon	1978-79	4	119 - 68 - 31	.617	1 - 9	.100
*	Pat Quinn	1978-79	4	141 - 73 - 48	.630	22 - 17	.564
	Mike Keenan	1984-85	4	190 - 102 - 28	.638	32 - 25	.561
	Paul Holmgren	1988-89	4	107 - 126 - 31	.464	10 - 9	.526
@	Bill Dineen	1991-92	2	60 - 60 - 20	.500	—	—
	Terry Simpson	1993-94	1	35 - 39 - 10	.476	—	—
	Terry Murray	1994-95	3	118 - 64 - 30	.627	28 - 18	.609
	Wayne Cashman	1997-98	1	32 - 20 - 9	.598	—	—
+	Roger Neilson	1997-98	3	76 - 52 - 32	.578	3 - 8	.273
%	Craig Ramsay	1999-2000	2	28 - 20 - 5	.594	11 - 7	.611
^	Bill Barber	2000-01	2	73 - 46 - 17	.599	3 - 8	.273
	Ken Hitchcock	2002-03	3	130 - 77 - 39	.608	19 - 18	.514
>	John Stevens	2006-07	3	107 - 98 - 33	.588	11 - 12	.478

\* Replaced Bob McCammon 50 games into the 1978-79 season, compiling an 18-8-4 mark.

# Replaced Pat Quinn 72 games into the 1981-82 season, compiling a 4-2-2 mark.

@ Replaced Paul Holmgren 24 games into the 1991-92 season, compiling a 24-23-9 mark.

+ Replaced Wayne Cashman 61 games into the 1997-98 season, compiling a 10-9-2 mark.

% Replaced Roger Neilson 57 games into the 1999-2000 season, compiling a 16-8-1 mark.

^ Replaced Craig Ramsay 28 games into the 2000-01 season, compiling a 31-16-7 mark.

> Replaced Ken Hitchcock 8 games into the 2006-07 season, compiling a 21-42-11 mark.

# FLYERS REGULAR SEASON TEAM LEADERS 1967-2009

SEASON	PLAYER	GOALS	PLAYER	ASSISTS	PLAYER	POINTS
1967-68	Rocheftort	21	Angotti	37	Angotti	49
1968-69	Lacroix	24	Gendron	35	Lacroix	56
1969-70	Dornhoefer	26	Lacroix	36	Lacroix	58
1970-71	Clarke	27	Clarke	36	Clarke	63
1971-72	Clarke	35	Clarke	46	Clarke	81
1972-73	MacLeish	50	Clarke	67	Clarke	104
1973-74	Clarke	35	Clarke	52	Clarke	87
1974-75	Leach	45	Clarke	89	Clarke	116
1975-76	Leach	61	Clarke	89	Clarke	119
1976-77	MacLeish	49	Clarke	62	MacLeish	97
1977-78	Barber	41	Clarke	68	Clarke	89
1978-79	Barber/Leach	34	Clarke	57	Barber	80
1979-80	Leach	50	Clarke/Linseman	57	Linseman	79
1980-81	Barber	43	Wilson	47	Barber	85
1981-82	Barber	45	Linseman	68	Linseman	92
1982-83	Sittler	43	Clarke	62	Clarke	85
1983-84	Kerr	54	Propp	53	Kerr	93
1984-85	Kerr	54	Propp	54	Kerr	98
1985-86	Kerr	58	Howe	58	Propp	97
1986-87	Kerr	58	Poulin	45	Kerr	95
1987-88	Tocchet	31	Propp	49	Craven/Propp	76
1988-89	Kerr	48	Eklund	51	Kerr	88
1989-90	Tocchet	37	Tocchet	59	Tocchet	96
1990-91	Tocchet	40	Eklund	50	Tocchet	71
1991-92	Brind'Amour	33	Brind'Amour	44	Brind'Amour	77
1992-93	Recchi	53	Recchi	70	Recchi	123
1993-94	Lindros	44	Recchi	67	Recchi	107
1994-95	Lindros	29	Lindros	41	Lindros	70
1995-96	LeClair	51	Lindros	68	Lindros	115
1996-97	LeClair	50	LeClair/Lindros	47	LeClair	97
1997-98	LeClair	51	Lindros	41	LeClair	87
1998-99	LeClair	43	Lindros	53	Lindros	93
1999-2000	LeClair	40	Recchi	63	Recchi	91
2000-01	Primeau	34	Recchi	50	Recchi	77
2001-02	Gagne	33	Roenick	46	Roenick	67
2002-03	Roenick	27	Recchi/Roenick	32	Roenick	59
2003-04	Recchi	26	Recchi	49	Recchi	75
2005-06	Gagne	47	Forsberg	56	Gagne	79
2006-07	Gagne	41	Pitkanen	39	Gagne	68
2007-08	Briere	31	Richards	47	Richards	75
2008-09	Carter	46	Richards	50	Carter	84

## "MOSTS" BY A FLYER IN A SINGLE SEASON:

GOALS:			ASSISTS:			POINTS:		
Reggie Leach	61	1975-76	Bobby Clarke	89	1974-75	Mark Recchi	123	1992-93
Tim Kerr	58	1985-86	Bobby Clarke	89	1975-76	Bobby Clarke	119	1975-76
Tim Kerr	58	1986-87	Mark Recchi	70	1992-93	Bobby Clarke	116	1974-75
Tim Kerr	54	1983-84	Bobby Clarke	68	1977-78	Eric Lindros	115	1995-96
Tim Kerr	54	1984-85	Ken Linseman	68	1981-82	Bill Barber	112	1975-76
Mark Recchi	53	1992-93	Eric Lindros	68	1995-96	Mark Recchi	107	1993-94
John LeClair	51	1995-96	Bobby Clarke	67	1972-73	Bobby Clarke	104	1972-73
John LeClair	51	1997-98	Mark Recchi	67	1993-94	Rick MacLeish	100	1972-73
Rick MacLeish	50	1972-73	Mark Recchi	63	1999-00	Tim Kerr	98	1984-85
Bill Barber	50	1975-76	Bobby Clarke	62	1976-77	Rick MacLeish	97	1976-77
Reggie Leach	50	1979-80	Bobby Clarke	62	1982-83	Brian Propp	97	1984-85
John LeClair	50	1996-97	Rod Brind'Amour	62	1993-94	Brian Propp	97	1985-86
						Rod Brind'Amour	97	1993-94
						Eric Lindros	97	1993-94
						John LeClair	97	1995-96
						John LeClair	97	1996-97

# FLYERS REGULAR SEASON TEAM LEADERS 1967-2009

SEASON	PLAYER	PENALTY MINUTES	GOALTENDER (MIN. 20 GAMES)	GAA	GOALTENDER	WINS
1967-68	Van Impe	141	Favell	2.27	Parent	16
1968-69	Kennedy	195	Parent	2.69	Parent	17
1969-70	Heiskala	171	Parent	2.79	Parent	13
1970-71	Dornhoefer	93	Favell	2.66	Favell	16
1971-72	Dornhoefer	183	Favell	2.80	Favell	18
1972-73	Schultz	259	Favell	2.83	Favell	20
1973-74	Schultz	348	Parent	1.89	Parent	47
1974-75	Schultz	472	Parent	2.03	Parent	44
1975-76	Schultz	307	Stephenson	2.58	Stephenson	40
1976-77	Holmgren	201	Stephenson	2.31	Parent	35
1977-78	Dupont	225	Parent	2.22	Parent	29
1978-79	Wilson	197	Parent	2.70	Stephenson	20
1979-80	Holmgren	267	Peeters	2.73	Peeters	29
1980-81	Holmgren	306	St. Croix	2.49	Peeters	22
1981-82	Cochrane	329	Peeters	3.71	Peeters	23
1982-83	Cochrane	237	Froese	2.52	Lindbergh	23
1983-84	Cochrane	225	Froese	3.14	Froese	28
1984-85	Tocchet	181	Lindbergh	3.02	Lindbergh	40
1985-86	Tocchet	284	Froese	2.55	Froese	31
1986-87	Tocchet	286	Hextall	3.00	Hextall	37
1987-88	Tocchet	301	Hextall	3.51	Hextall	30
1988-89	Chychrun	245	Hextall	3.23	Hextall	30
1989-90	Berube	291	Wregget	3.42	Wregget	22
1990-91	Berube	293	Peeters	2.88	Hextall	13
1991-92	Carkner	195	Hextall	3.40	Hextall	16
1992-93	McGill	238	Soderstrom	3.42	Soderstrom	20
1993-94	Brown	137	Roussel	3.34	Roussel	29
1994-95	Antoski	107	Roussel	2.34	Hextall	17
1995-96	Antoski	204	Hextall	2.17	Hextall	31
1996-97	Daniels	237	Snow	2.52	Hextall	31
1997-98	Kordic	210	Hextall	2.17	Hextall	21
1998-99	Lindros	120	Vanbiesbrouck	2.18	Vanbiesbrouck	27
1999-2000	Berube	162	Boucher	1.91	Vanbiesbrouck	25
2000-01	Richardson	131	Cechmanek	2.01	Cechmanek	35
2001-02	Fedoruk	141	Cechmanek	2.05	Cechmanek	24
2002-03	Brashear	161	Cechmanek	1.83	Cechmanek	33
2003-04	Brashear	212	Esche	2.04	Esche	21
2005-06	Brashear	166	Niittymaki/Esche	2.97	Niittymaki	23
2006-07	Eager	233	Niittymaki	3.38	Niittymaki	9
2007-08	Cote	202	Biron	2.59	Biron	30
2008-09	Carcillo	254	Niittymaki/Biron	2.76	Biron	29

## FLYERS ALL-TIME TOP ROOKIE SCORERS 1967-2009

PLAYER	POS	YEAR	GP	G	A	PTS
Mikael Renberg	RW	1993-94	83	38	44	82
Dave Poulin	C	1983-84	73	31	45	76
Eric Lindros	C	1992-93	61	41	34	75
Brian Propp	LW	1979-80	80	34	41	75
Ron Flockhart	C	1981-82	72	33	39	72
Pelle Eklund	C	1985-86	70	15	51	66
Bill Barber	LW	1972-73	69	30	34	64
Peter Zezel	C	1984-85	65	15	46	61
Andre Lacroix	C	1968-69	75	24	32	56
Serge Bernier	RW	1970-71	77	23	28	51
Ron Sutter	C	1983-84	79	19	32	51
Mel Bridgman	C	1975-76	80	23	27	50
Behn Wilson	D	1978-79	80	13	36	49
Simon Gagne	LW	1999-2000	80	20	28	48
Bobby Clarke	C	1969-70	76	15	31	46
Tim Kerr	C	1980-81	68	22	23	45
Jim Johnson	C	1968-69	69	17	27	44
Thomas Eriksson	D	1983-84	68	11	33	44
Janne Niinimaa	D	1996-97	77	4	40	44

# FLYERS ALL-TIME SCORING AND PENALTY RECORDS 1967-2009

PLAYER	GP	G	A	PTS	PIM	PLAYER	GP	G	A	PTS	PIM
B. Clarke	1144	358	852	1210	1453	B. Fedyk	200	59	65	124	160
B. Barber	903	420	463	883	623	R.J. Umberger	228	49	67	116	78
B. Propp	790	369	480	849	669	K. Acton	303	45	71	116	424
R. MacLeish	741	328	369	697	384	J. Pitkanen	206	25	91	116	210
E. Lindros	486	290	369	659	946	D. Schultz	297	51	64	115	1386
T. Kerr	601	363	287	650	577	J. Williams	226	43	72	115	108
J. LeClair	649	333	310	643	337	P. Forsberg	100	30	85	115	118
M. Recchi	602	232	395	627	388	M. Bullard	124	50	63	113	127
R. BrindAmour	633	235	366	601	563	S. Kapanen	311	44	66	110	70
G. Dornhoefer	725	202	316	518	1256	B. Marsh	514	14	96	110	636
R. Leach	606	306	208	514	276	T. Gorence	291	57	52	109	89
R. Tocchet	621	232	276	508	1817	B. Clement	229	53	52	105	166
*S. Gagne	606	242	242	484	231	*S. Hartnell	162	54	49	103	302
M. Howe	594	138	342	480	323	T. Klatt	209	41	57	98	57
P. Eklund	589	118	334	452	107	T. Eriksson	208	22	76	98	107
M. Craven	523	152	272	424	315	*D. Briere	108	42	55	97	94
I. Sinisalo	526	199	209	408	180	M. Ricci	146	41	56	97	157
E. Desjardins	738	93	303	396	406	J. Lupul	135	45	51	96	93
D. Poulin	467	161	233	394	303	A. Hill	221	40	55	95	227
Ron Sutter	555	137	223	360	854	S. Podein	301	44	48	92	216
M. Bridgman	462	119	205	324	971	*K. Timonen	157	11	76	87	104
R. Lonsberry	497	144	170	314	403	M. Dvorak	193	11	74	85	51
P. Holmgren	500	138	171	309	1600	J. Beranek	134	46	38	84	137
M. Renberg	366	128	168	296	210	K. Huffman	207	23	61	84	158
B. Kelly	741	128	168	296	1285	P. Falloon	144	38	45	83	24
P. Zedel	310	91	170	261	230	Rich Sutter	204	36	47	83	381
O. Kindrachuk	360	79	181	260	465	B. Ashbee	270	15	67	82	277
K. Linseman	269	73	184	257	585	J. Otto	213	28	52	80	292
D. Saleski	476	118	117	235	602	D. Yushkevich	215	17	63	80	212
T. Bladon	463	67	163	230	281	T. Crisp	194	25	54	79	78
*M. Richards	290	79	142	221	256	D. Brown	552	39	39	78	1382
M. Knuble	310	114	107	221	270	J. Niinimaa	143	7	71	78	114
*J. Carter	307	112	104	216	211	L. Rochefort	139	35	42	77	26
B. Wilson	339	59	155	214	873	G. Cochrane	257	16	61	77	1110
K. Primeau	312	87	126	213	414	S. Bernier	123	35	40	75	130
S. Nolet	358	93	108	201	129	K. Jones	131	27	47	74	164
Joe Watson	746	36	162	198	397	B. Sutherland	123	42	29	71	40
S. Mellanby	355	83	114	197	694	L. Goodenough	129	15	56	71	104
B. Dailey	304	56	138	194	397	*B. Coburn	178	19	52	71	187
D. Crossman	392	35	158	193	255	C. Gratton	108	23	47	70	200
B. McCrimmon	367	35	152	187	355	P. Svoboda	232	10	60	70	320
Jim Watson	613	38	148	186	490	*R. Jones	217	13	56	69	134
D. Sittler	191	84	94	178	148	T. Amonte	93	27	41	68	40
A. Dupont	539	42	135	177	1505	D. Brashear	270	22	44	66	648
K. Dineen	284	88	88	176	533	S. Upshall	134	27	37	64	145
J. Roenick	216	67	106	173	211	S. Duchesne	89	20	43	63	88
G. Galley	236	28	144	172	260	R. Fedotenko	152	33	29	62	115
A. Lacroix	245	72	98	170	36	D. Zubrus	200	19	43	62	89
J. Johnson	266	66	102	168	67	D. Quinn	102	18	40	58	48
D. Smith	494	80	87	167	338	V. Zelepukin	151	27	30	57	103
C. Therien	753	29	130	159	583	G. Peters	229	27	28	55	209
J. Gendron	278	69	86	155	203	D. Sarrazin	100	20	35	55	22
K. Johnsson	291	40	107	147	140	P. Coffey	94	8	47	55	50
M. Handzus	237	54	92	146	166	C. Berube	323	20	34	54	1138
R. Flockhart	167	65	80	145	108	D. Hawerchuk	67	16	38	54	36
K. Samuelsson	545	35	106	141	815	L. Hachborn	78	16	38	54	27
D. McGillis	340	32	108	140	303	K. Dykhuis	227	13	41	54	211
B. Flett	167	71	68	139	130	B. Selby	119	25	28	53	47
L. Carson	346	61	76	137	495	Marty Murray	150	23	30	53	23
T. Carnier	376	29	103	132	867	E. Weinrich	215	8	45	53	98
R. Allison	168	47	81	128	210	Y. Racine	67	9	43	52	48
G. Murphy	261	31	97	128	254	A. Lomakin	108	22	28	50	60
D. Langkow	209	41	86	127	130	M. Pederson	84	20	30	50	33
E. Van Impe	617	19	107	126	892	R. Lapointe	146	8	42	50	183

# FLYERS ALL-TIME SCORING AND PENALTY RECORDS 1967-2009

PLAYER	GP	G	A	PTS	PIM	PLAYER	GP	G	A	PTS	PIM
B. Lesuk	123	24	25	49	118	T. Horacek	116	9	14	23	217
B. Dunlop	69	20	29	49	16	D. Cherry	139	12	10	22	41
L. Angotti	70	12	37	49	35	G. Adams	39	7	15	22	113
J. Latal	92	12	36	48	24	A. Delmore	95	7	15	22	24
D. Ververgaert	95	23	24	47	30	A. Picard	72	3	19	22	23
V. Prospal	77	14	33	47	27	H. Bennett	53	13	8	21	67
L. Hillman	149	8	39	47	112	K. Calder	59	9	12	21	36
B. Hughes	122	5	41	46	88	D. Evans	65	8	13	21	70
D. Blackburn	115	16	29	45	59	P. Nedved	49	6	15	21	54
F. Kennedy	132	18	25	43	325	M. Baron	83	10	10	20	86
G. Hawgood	59	9	34	43	58	C. Schmutz	30	8	12	20	23
J. Hull	210	20	22	42	26	*A. Asham	78	8	12	20	155
B. Dean	86	11	31	42	54	D. Seidenberg	92	6	14	20	26
L. Hale	196	5	37	42	90	D. Hoyda	108	4	16	20	257
L. Morrison	202	19	22	41	70	K. McCarthy	90	3	17	20	57
B. Benning	59	11	29	40	128	J. Chychrun	199	3	17	20	608
B. Hoffmeyer	94	9	31	40	182	D. Sulliman	80	9	10	19	8
J. Wells	126	5	35	40	313	B. Eager	111	9	10	19	313
P. Evans	103	14	25	39	34	A. Semenov	70	4	15	19	20
T. Fedoruk	268	13	26	39	575	A. Zhamnov	20	5	13	18	14
V. Butsayev	99	14	23	37	119	A. Faust	47	10	7	17	14
C. Forbes	132	22	14	36	110	R. Nattress	44	7	10	17	29
E. Hoekstra	70	15	21	36	6	B. Jones	48	7	10	17	44
R. Foley	58	11	25	36	168	R. Robitaille	28	5	12	17	22
J. Miszuk	140	6	30	36	149	S. Ruzicka	55	4	13	17	47
L. Richardson	387	7	28	35	618	A. Stanley	64	4	13	17	28
G. Paslawski	60	14	19	33	12	R. McGill	134	4	13	17	363
R. DiMaio	109	12	21	33	117	T. Bergen	14	11	5	16	4
N. Lacombe	92	11	22	33	34	M. Sykora	49	5	11	16	26
D. Hatcher	203	9	24	33	193	G. Morrison	43	1	15	16	70
M. Taylor	64	8	25	33	24	P. Sharp	66	10	5	15	67
W. Hillman	258	8	25	33	170	D. Afanasenkov	41	8	7	15	12
R. Somik	113	12	20	32	27	E. Hospodar	112	8	7	15	321
F. Meyer	83	8	24	32	47	M. Freer	59	6	9	15	18
A. Daigle	68	12	19	31	8	D. Tippett	73	4	11	15	38
P. White	104	10	21	31	24	B. Savage	66	9	5	14	28
T. Murray	115	1	30	31	69	J. Sim	39	7	7	14	28
P. Ranheim	187	15	15	30	56	R. Potulny	44	7	7	14	26
G. Sanderson	58	11	18	29	44	B. Dobbin	56	6	8	14	39
C. Boivin	114	11	18	29	320	J. Vandermeer	75	6	8	14	79
K. Haller	132	7	22	29	177	M. Bureau	125	6	8	14	20
R. Hextall	489	1	28	29	476	M. Botell	32	4	10	14	31
N. Barnes	82	4	24	28	77	M. Hostak	55	3	11	14	24
J. Dopita	52	11	16	27	8	M. Parizeau	38	2	12	14	10
P. Hannigan	72	11	16	27	58	D. Lacroix	130	8	5	13	298
*C. Giroux	44	9	18	27	14	P. Juhlin	56	7	6	13	23
R. Fleming	65	9	18	27	134	P. Brendl	50	6	7	13	6
J. Potvin	64	6	21	27	16	J. Paddock	47	5	8	13	49
F. Bathe	198	3	24	27	502	W. Huber	10	4	9	13	16
J. Druce	79	12	14	26	27	A. Zhitnik	31	3	10	13	38
J.J. Daigneault	105	8	18	26	68	A. Alberts	79	1	12	13	61
M. Busniuk	143	3	23	26	297	C. Lapointe	56	7	5	12	48
M. Sillinger	52	11	14	25	24	S. Downie	38	6	6	12	84
C. LaForge	65	9	16	25	36	S. McCarthy	71	6	6	12	136
C. MacTavish	100	8	17	25	85	M. Greig	30	5	7	12	14
T. Ball	62	7	18	25	20	J. Gauthier	65	5	7	12	74
K. Manderville	129	7	18	25	59	D. Kordic	197	4	8	12	584
M. Rathje	97	3	22	25	52	E. Chouinard	46	7	4	11	10
E. Heiskala	127	13	11	24	294	*D. Powe	60	6	5	11	35
M. Ragnarsson	113	9	15	24	90	M. Mantha	35	3	8	11	35
*M. Carle	64	4	20	24	16	B. Wesley	52	3	8	11	109
D. Kushner	82	10	13	23	213	L. Zeidel	66	1	10	11	68
B. Radivojevic	88	9	14	23	80	B. Parent	486	0	11	11	95
A. Conroy	114	9	14	23	156	Y. Preston	28	7	3	10	4



# FLYERS ALL-TIME SCORING AND PENALTY RECORDS 1967-2009

PLAYER	GP	G	A	PTS	PIM	PLAYER	GP	G	A	PTS	PIM
J. Hlavac	31	7	3	10	8	B. Wilkie	10	1	3	4	8
J. Dowd	73	5	5	10	41	P. Plante	26	1	3	4	15
A. Oates	14	3	7	10	6	R. Bailey	27	1	3	4	78
J. McIlhargey	128	3	7	10	497	T. Stevenson	31	1	3	4	45
D. Tertyshny	62	2	8	10	30	P.J. Stock	31	1	3	4	78
D. Nachbaur	65	2	8	10	194	*A. Nodl	38	1	3	4	2
D. Stanley	89	2	8	10	216	S. Malgunas	71	1	3	4	90
J. Smith	77	1	9	10	86	S. Antoski	89	1	3	4	265
N. Dimitrakos	24	5	4	9	12	A. Stratton	12	0	4	4	4
M. Comrie	21	4	5	9	12	J. Timonen	14	0	4	4	6
S. Kasper	37	4	5	9	12	*D. Carcillo	20	0	4	4	80
R. Paiement	43	4	5	9	74	M. LaForest	38	0	4	4	12
P. Guay	16	2	7	9	14	*R. Parent	54	0	4	4	16
K. Stevens	23	2	7	9	18	D. Gauthier	60	0	4	4	82
W. Hicks	32	2	7	9	6	K. Wregget	107	0	4	4	18
C. McAllister	121	2	7	9	258	D. Roussel	139	0	4	4	23
M. Lamb	27	1	8	9	18	P. Peeters	179	0	4	4	77
J. Finley	55	1	8	9	24	D. Favell	215	0	4	4	86
S. Daniels	56	5	3	8	237	R. Romaniuk	17	3	0	3	17
G. Odjick	30	4	4	8	38	A. Savage	16	2	1	3	4
M. York	34	4	4	8	8	C. Jensen	21	2	1	3	2
M. Roupe	40	3	5	8	42	S. Cronin	35	2	1	3	37
M. Maneluk	14	2	6	8	12	G. Roberts	11	1	2	3	15
D. Michayluk	14	2	6	8	8	*J. Kalinski	12	1	2	3	0
T. Young	20	2	6	8	12	D. Plante	12	1	2	3	4
J. Bowen	73	2	6	8	99	E. Meloche	13	1	2	3	4
F. Arthur	74	1	7	8	47	L. Mickey	14	1	2	3	8
A. Burt	84	1	7	8	59	D. Schock	14	1	2	3	0
Ross Fitzpatrick	20	5	2	7	0	J. Gratton	22	1	2	3	71
B. Corkum	28	4	3	7	8	B. Root	24	1	2	3	16
C. Foster	25	3	4	7	20	K. Daniels	27	1	2	3	4
E. Joyal	26	3	4	7	8	L. Wright	38	1	2	3	6
G. Hynes	37	3	4	7	16	U. Samuelsson	49	1	2	3	58
G. Seabrooke	19	1	6	7	4	G. Meehan	12	0	3	3	4
G. Smyth	49	1	6	7	192	S. Sandelin	15	0	3	3	0
T. Harris	70	1	6	7	48	J. Modry	19	0	3	3	8
L. Kukkonen	95	1	6	7	56	M. Petit	20	0	3	3	51
*R. Cote	141	1	6	7	387	A. Brimanis	21	0	3	3	12
G. Dionne	22	0	7	7	2	R. Vopat	48	0	3	3	80
L. Sbisa	39	0	7	7	36	D. Biggs	11	2	0	2	8
C. Darby	12	2	4	6	2	Y. Dupre	35	2	0	2	16
D. Babych	39	2	4	6	32	D. Gardner	2	1	1	2	0
M. Andersson	43	2	4	6	0	A. Brickley	3	1	1	2	0
D. Tolpeko	26	1	5	6	24	M. Holan	8	1	1	2	4
J. Sacco	34	1	5	6	20	B. Collins	9	1	1	2	4
D. Fenyves	58	1	5	6	32	D. McAmmond	10	1	1	2	0
B. Froese	144	0	6	6	22	L. Keenan	14	1	1	2	2
J. Montgomery	13	2	3	5	15	P. Crowe	16	1	1	2	28
T. Warriner	13	2	3	5	6	M. Eaton	27	1	1	2	8
D. Markov	34	2	3	5	58	C. Winnes	4	0	2	2	0
M. Picard	7	1	4	5	0	M. Byers	5	0	2	2	0
M. Timander	34	1	4	5	19	J. Slaney	5	0	2	2	0
P. Lawless	8	0	5	5	0	B. Berglund	7	0	2	2	4
M. Stankiewicz	19	0	5	5	25	L. Jonsson	8	0	2	2	6
P. Thoresen	21	0	5	5	8	J. Stevens	9	0	2	2	14
R. MacSweyn	45	0	5	5	10	N. Guenin	12	0	2	2	6
W. Brossart	47	0	5	5	12	Z. Zalapski	12	0	2	2	6
R. Zettler	65	0	5	5	103	D. Snuggerud	14	0	2	2	0
R. Escho	128	0	5	5	43	B. Kane	23	0	2	2	35
M. Biron	133	0	5	5	8	D. Richter	50	0	2	2	138
P. Lindbergh	157	0	5	5	10	T. Soderstrom	78	0	2	2	4
D. Callander	18	3	1	4	5	R. St. Croix	82	0	2	2	2
P. Murray	25	3	1	4	15	J. Vanbiesbrouck	112	0	2	2	18
L. Barrie	9	2	2	4	9	A. Niittymaki	161	0	2	2	4

# FLYERS ALL-TIME SCORING AND PENALTY RECORDS 1967-2009

PLAYER	GP	G	A	PTS	PIM	PLAYER	GP	G	A	PTS	PIM
D. Gillen	1	1	0	1	0	D. Wilson	1	0	0	0	0
T. Hlushko	2	1	0	1	0	K. Wright	1	0	0	0	0
W. Walz	2	1	0	1	0	M. Bolland	2	0	0	0	0
B. Sirois	4	1	0	1	4	R. Dallman	2	0	0	0	5
T. White	4	1	0	1	0	D. Ederstrand	2	0	0	0	0
T. Divisek	5	1	0	1	0	K. Greentree	2	0	0	0	0
K. Maguire	5	1	0	1	6	F. Kucera	2	0	0	0	2
P. Hubacek	6	1	0	1	2	J. Lank	2	0	0	0	2
D. Lucas	6	1	0	1	0	M. Larocque	2	0	0	0	0
T. Kallio	7	1	0	1	2	N. Little	2	0	0	0	10
C. Joseph	17	1	0	1	21	I. MacNeil	2	0	0	0	0
D. Rumble	18	1	0	1	4	M. Ouellet	2	0	0	0	0
A. Secord	20	1	0	1	38	S. Sabol	2	0	0	0	0
B.H. Armstrong	1	0	1	1	0	G. Swarbrick	2	0	0	0	0
R. Bast	2	0	1	1	0	*D. Syvret	2	0	0	0	0
D. Patterson	3	0	1	1	0	B. Tiley	2	0	0	0	0
M. Suzor	4	0	1	1	4	T. Tookey	2	0	0	0	0
R. Moore	5	0	1	1	0	C. Vilgrain	2	0	0	0	0
N. Baumgartner	6	0	1	1	21	G. Williams	2	0	0	0	0
V. Malakhov	6	0	1	1	2	J. Zent	2	0	0	0	0
M. Ellison	7	0	1	1	2	M. Cullen	3	0	0	0	0
R. Ready	7	0	1	1	0	M. Grenier	3	0	0	0	0
T. Grant	8	0	1	1	10	M. Lamoureux	3	0	0	0	0
G. Inness	8	0	1	1	0	F. Chabot	4	0	0	0	0
K. Law	9	0	1	1	4	C. Fisher	4	0	0	0	6
B. Tibbetts	9	0	1	1	69	M. Leighton	4	0	0	0	0
M. Stothers	12	0	1	1	23	J. Mair	4	0	0	0	0
A. Kovalenko	13	0	1	1	2	D. McLeod	4	0	0	0	0
S. Smith	14	0	1	1	15	S. Washburn	4	0	0	0	0
R. Ramage	15	0	1	1	14	J. Wright	4	0	0	0	4
S. Beauregard	16	0	1	1	0	A. MacAdam	5	0	0	0	0
Rory Fitzpatrick	19	0	1	1	11	P. Healey	6	0	0	0	12
M. Belhumeur	23	0	1	1	2	S. Lajeunesse	6	0	0	0	2
D. Jensen	30	0	1	1	2	W. Young	6	0	0	0	0
B. Taylor	44	0	1	1	16	D. Hamel	7	0	0	0	0
G. Snow	90	0	1	1	66	R. Park	7	0	0	0	0
B. Boucher	103	0	1	1	10	J. Boulerville	8	0	0	0	34
R. Cechmanek	163	0	1	1	22	P. Kavanagh	8	0	0	0	2
W. Stephenson	165	0	1	1	17	B. Hoffer	9	0	0	0	2
S. Anderson	1	0	0	0	0	*J. Ross	10	0	0	0	2
D. Carruthers	1	0	0	0	0	J. Paterson	11	0	0	0	43
J. Cunningham	1	0	0	0	2	L. Brown	12	0	0	0	0
M. D'Amour	1	0	0	0	0	D. Printz	13	0	0	0	4
R. Drolet	1	0	0	0	0	B. St. Jacques	13	0	0	0	4
J. Fritsch	1	0	0	0	0	D. Reid	14	0	0	0	18
J. Gillis	1	0	0	0	0	J. Hanna	15	0	0	0	0
M. Houle	1	0	0	0	0	J. Harding	15	0	0	0	47
C. Mokosak	1	0	0	0	5	G. Lefebvre	17	0	0	0	4
J. Mrazek	1	0	0	0	0	G. Resch	22	0	0	0	0
G. Mulvenna	1	0	0	0	2	N. Fotiu	23	0	0	0	40
Mike Murray	1	0	0	0	0	B. Myhres	23	0	0	0	169
R. Osburn	1	0	0	0	0	S. Burke	26	0	0	0	0
J-M Pelletier	1	0	0	0	0	R. Holt	26	0	0	0	74
R. Pelletier	1	0	0	0	0	J. Hackett	27	0	0	0	0
M. Peluso	1	0	0	0	0	B. Gamble	35	0	0	0	2
V. Pletka	1	0	0	0	0	P. Myre	57	0	0	0	37
N. Raduns	1	0	0	0	0						
B. Ritchie	1	0	0	0	0						
M. Siklenka	1	0	0	0	0						
R. Simpson	1	0	0	0	0						
J. Skalde	1	0	0	0	2						
W. Skolney	1	0	0	0	2						
D. Sloane	1	0	0	0	0						
B. Wesenberg	1	0	0	0	5						

\* Still active on Flyers roster

# FLYERS ALL-TIME GOALTENDER RECORDS 1967-2009

PLAYER	GP	MINS	GA	SO	AVG	W	L	OT
Marc D'Amour	1	19	0	0	0.00	0	0	0
Robbie Moore	5	237	7	2	1.77	3	0	1
Roman Cechmanek	163	9,384	306	20	1.96	92	43	22
Gary Inness	8	330	12	0	2.18	3	0	2
John Vanbiesbrouck	112	6,662	243	9	2.19	52	33	24
Maxime Ouellet	2	76	27	0	2.37	0	1	0
Jeff Hackett	27	1,630	65	3	2.39	10	10	6
Bernie Parent	486	28,276	1,141	50	2.42	232	141	103
Brian Boucher	103	5,803	237	7	2.45	46	38	12
Sean Burke	26	1,457	62	2	2.55	13	8	2
Garth Snow	90	4,972	215	3	2.59	40	25	16
Robert Esche	128	7,106	314	7	2.65	60	40	16
Martin Biron	133	7,650	346	7	2.71	65	47	16
Bob Froese	144	8,108	370	12	2.74	92	29	12
Wayne Stephenson	165	9,192	424	10	2.77	93	35	26
Doug Favell	215	12,053	559	16	2.78	76	87	37
Ron Hextall	489	28,181	1,367	18	2.91	240	172	58
Glenn Resch	22	1,054	52	0	2.96	7	7	2
Dunc Wilson	1	60	3	0	3.00	0	1	0
Antero Niittymaki	161	9,042	454	4	3.01	62	61	23
Bruce Gamble	35	1,846	95	2	3.09	10	14	4
Dominic Roussel	139	7,507	398	5	3.18	62	49	14
Pete Peeters	179	9,987	531	5	3.19	85	57	20
Michel Belhumeur	23	1,117	60	0	3.22	9	7	3
Rick St. Croix	82	4,808	259	2	3.23	38	26	16
Pelle Lindbergh	157	9,151	503	7	3.30	87	49	15
Ken Wregget	107	5,834	345	0	3.55	42	47	9
Tommy Soderstrom	78	4,248	259	7	3.66	26	35	10
Michael Leighton	4	195	12	0	3.69	2	2	0
Phil Myre	57	3,267	202	0	3.71	24	12	19
Bruce Hoffer	9	368	23	0	3.75	4	0	3
Wendell Young	6	320	20	0	3.75	3	2	0
Darren Jensen	30	1,496	95	2	3.81	15	10	1
Neil Little	2	93	6	0	3.87	0	2	0
Mark LaForest	38	1,905	124	1	3.91	10	16	4
Michel Larocque	2	120	8	0	4.00	0	1	1
Bobby Taylor	44	2,190	148	0	4.05	15	16	7
Frederic Chabot	4	70	5	0	4.29	0	1	1
Stephane Beauregard	16	802	59	0	4.41	3	9	0
Don McLeod	4	181	14	0	4.64	0	3	1
Jean-Marc Pelletier	1	60	5	0	5.00	0	1	0
Jerome Mrzek	1	6	1	0	10.00	0	0	0
Martin Houle	1	2	1	0	30.00	0	0	0

*\*Still active on Flyers roster*

# FLYERS ALL-TIME REGULAR SEASON RECORDS 1967-2009

PLAYER	GOALS	PLAYER	ASSISTS	PLAYER	POINTS
Bill Barber	420	Bobby Clarke	852	Bobby Clarke	1210
Brian Propp	369	Brian Propp	480	Bill Barber	883
Tim Kerr	363	Bill Barber	463	Brian Propp	849
Bobby Clarke	358	Mark Recchi	395	Rick MacLeish	697
John LeClair	333	Eric Lindros	369	Eric Lindros	659
Rick MacLeish	328	Rick MacLeish	369	Tim Kerr	650
Reggie Leach	306	Rod Brind'Amour	366	John LeClair	643
Eric Lindros	290	Mark Howe	342	Mark Recchi	627
*Simon Gagne	242	Pelle Eklund	334	Rod Brind'Amour	601
Rod Brind'Amour	235	Gary Dornhoefer	316	Gary Dornhoefer	518

PLAYER	GAMES	PLAYER	PENALTY MIN.	DEFENSEMEN	G	A	PTS
Bobby Clarke	1144	Rick Tocchet	1817	Mark Howe	138	342	480
Bill Barber	903	Paul Holmgren	1600	Eric Desjardins	93	303	396
Brian Propp	790	Andre Dupont	1505	Tom Bladen	67	163	230
Chris Therien	753	Bobby Clarke	1453	Behn Wilson	59	155	214
Joe Watson	746	Dave Schultz	1386	Joe Watson	36	162	198
Bob Kelly	741	Dave Brown	1382	Bob Dailey	56	138	194
Rick MacLeish	741	Bob Kelly	1285	Doug Crossman	35	158	193
Eric Desjardins	738	Gary Dornhoefer	1256	Brad McCrimmon	35	152	187
Gary Dornhoefer	725	Craig Berube	1138	Jim Watson	38	148	186
John LeClair	649	Glen Cochrane	1110	Andre Dupont	42	135	177

LEFT WINGS	G	A	PTS	CENTERS	G	A	PTS	RIGHT WINGS	G	A	PTS
Bill Barber	420	463	883	Bobby Clarke	358	852	1210	Tim Kerr	363	287	650
Brian Propp	369	480	849	Rick MacLeish	328	369	697	Mark Recchi	232	395	627
John LeClair	333	310	643	Eric Lindros	290	369	659	Gary Dornhoefer	202	316	518
*Simon Gagne	242	242	484	Rod Brind'Amour	235	366	601	Reggie Leach	306	208	514
Murray Craven	152	272	424	Pelle Eklund	118	334	452	Rick Tocchet	232	276	508
Ross Lonsberry	144	170	314	Dave Poulin	161	233	394	Ilkka Sinisalo	199	209	408
Bob Kelly	128	168	296	Ron Sutter	137	223	360	Paul Holmgren	138	171	309
Derrick Smith	80	87	167	Mel Bridgman	119	205	324	Mikael Renberg	128	168	296
Jean-Guy Gendron	69	86	155	Peter Zezel	91	170	261	Don Saleski	118	117	235
Lindsay Carson	61	76	137	Orest Kindrachuk	79	181	260	Mike Knuble	114	107	221

POWER PLAY	GOALS	SHORTHANDED	GOALS	HAT TRICKS	
Tim Kerr	145	Bobby Clarke	32	Tim Kerr	17
Bill Barber	104	Bill Barber	31	Rick MacLeish	12
Brian Propp	103	Dave Poulin	27	John LeClair	11
John LeClair	102	Mark Howe	24	Eric Lindros	11
Bobby Clarke	99	Rick MacLeish	21	Brian Propp	8
Rick MacLeish	98	Brian Propp	20	Rick Tocchet	8
Eric Lindros	82	*Mike Richards	19	Reggie Leach	7
Reggie Leach	79	Rod Brind'Amour	18	Bill Barber	6
Rod Brind'Amour	75	*Simon Gagne	11	Bobby Clarke	5
Mark Recchi	74	Don Saleski	11	Kevin Dineen	5
*Simon Gagne	67	Ilkka Sinisalo	11	Dave Poulin	5
Rick Tocchet	64	*Jeff Carter	10		
Mike Knuble	49	Mark Recchi	10		

GOALTENDERS	GAMES	SHUTOUTS	AVERAGE (50 OR MORE GAMES)	WINS	
Ron Hextall	489	Bernie Parent	50	Ron Hextall	240
Bernie Parent	486	Roman Cechmanek	20	J. Vanbiesbrouck	232
Doug Favell	215	Ron Hextall	18	Bernie Parent	93
Pete Peeters	179	Doug Favell	16	Roman Cechmanek	92
W. Stephenson	165	Bob Froese	12	Garth Snow	92
Roman Cechmanek	163	Wayne Stephenson	10	Robert Esche	87
Pelle Lindbergh	157	J. Vanbiesbrouck	9	Martin Biron	85

\* Still active on Flyers roster

# FLYERS ALL-TIME REGULAR SEASON STREAKS 1967-2009

## TEAM RECORDS: STREAKS

### LONGEST...

#### WIN STREAKS

13 Games	Oct. 19, 1985 through Nov. 17, 1985
11 Games	March 5, 1985 through March 24, 1985
10 Games	Dec. 22, 1982 through Jan. 13, 1983
9 Games	Oct. 25, 1979 through Nov. 15, 1979
9 Games	April 2, 1995 through April 22, 1995

#### WIN STREAKS AT HOME

20 Games	Jan. 4, 1976 through April 3, 1976
14 Games	Feb. 10, 1985 through April 4, 1985
11 Games	Feb. 13, 1975 through March 30, 1975
11 Games	Nov. 28, 1976 through Jan. 16, 1977
11 Games	Oct. 19, 1985 through Nov. 27, 1985
11 Games	Oct. 27, 2003 through Dec. 5, 2003

#### WIN STREAKS ON THE ROAD

8 Games	Dec. 22, 1982 through Jan. 16, 1983
7 Games	Oct. 12, 1985 through Nov. 16, 1985
6 Games	Jan. 22, 1980 through Feb. 9, 1980
6 Games	March 5, 1985 through March 23, 1985
6 Games	Jan. 2, 2003 through Jan. 21, 2003
6 Games	Dec. 13, 2005 through Dec. 29, 2005
6 Games	Jan. 5, 2008 through Feb. 5, 2008

#### LOSING STREAKS

9 Games	Dec. 8, 2006 through Dec. 27, 2006
7 Games	Jan. 4, 2007 through Jan. 18, 2007
6 Games	March 25, 1970 through April 4, 1970
6 Games	Dec. 5, 1992 through Dec. 17, 1992
6 Games	Jan. 25, 1994 through Feb. 5, 1994

#### LOSING STREAKS AT HOME

8 Games	Dec. 9, 2006 through Jan. 27, 2007
5 Games	Jan. 30, 1969 through Feb. 15, 1969
5 Games	Dec. 19, 1989 through Jan. 23, 1990
5 Games	Feb. 6, 2008 through Feb. 21, 2008
4 Games	4 times

#### LOSING STREAKS ON THE ROAD

8 Games	Oct. 25, 1972 through Nov. 26, 1972
8 Games	March 3, 1988 through March 29, 1988
7 Games	Dec. 28, 1991 through Jan. 25, 1992
6 Games	8 times

#### TIE STREAKS

4 Games	Jan. 2, 1969 through Jan. 8, 1969
4 Games	Dec. 8, 1991 through Dec. 15, 1991
3 Games	Feb. 27, 1969 through March 2, 1969
3 Games	Oct. 23, 1969 through Oct. 30, 1969
3 Games	March 1, 1970 through March 7, 1970
3 Games	Jan. 20, 1971 through Jan. 23, 1971
3 Games	Jan. 18, 1979 through Jan. 21, 1979
3 Games	Dec. 1, 1979 through Dec. 4, 1979
3 Games	Dec. 17, 1983 through Dec. 21, 1983
3 Games	Jan. 4, 1996 through Jan. 11, 1996
3 Games	March 6, 1999 through March 9, 1999
3 Games	Nov. 13, 2002 through Nov. 16, 2002

#### TIE STREAKS AT HOME

4 Games	Oct. 19, 1969 through Oct. 30, 1969
3 Games	Jan. 11, 1979 through Jan. 18, 1979
3 Games	Dec. 8, 1991 through Dec. 14, 1991
3 Games	Nov. 13, 2002 through Nov. 21, 2002

#### TIE STREAKS ON THE ROAD

4 Games	March 1, 1969 through March 15, 1969
3 Games	Dec. 27, 1968 through Jan. 8, 1969
3 Games	Feb. 21, 1976 through Feb. 28, 1976
3 Games	Nov. 24, 1979 through Dec. 16, 1979
3 Games	Dec. 12, 2000 through Dec. 19, 2000

#### UNDEFEATED STREAKS

35 Games*	Oct. 14, 1979 through Jan. 6, 1980 (25-0-10)
23 Games	Jan. 29, 1976 through March 18, 1976 (17-0-6)
20 Games	Nov. 16, 1976 through Jan. 1, 1977 (15-0-5)
17 Games	Nov. 30, 1996 through Jan. 7, 1997 (14-0-3)
15 Games	Dec. 12, 1998 through Jan. 13, 1999 (10-0-5)

#### UNDEFEATED STREAKS AT HOME

26 Games	Oct. 11, 1979 through Feb. 3, 1980 (19-0-7)
21 Games	Oct. 17, 1976 through Jan. 16, 1977 (20-0-1)
20 Games	Jan. 4, 1976 through April 3, 1976 (20-0-0)
16 Games	Oct. 19, 1980 through Dec. 18, 1980 (14-0-2)
15 Games	Feb. 7, 1985 through April 4, 1985 (14-0-1)
15 Games	Oct. 28, 1999 through Jan. 8, 2000 (12-0-3)

#### UNDEFEATED STREAKS ON THE ROAD

16 Games	Oct. 20, 1979 through Jan. 6, 1980 (11-0-5)
12 Games	Nov. 30, 1996 through Jan. 29, 1997 (8-0-4)
11 Games	Jan. 29, 1976 through March 16, 1976 (5-0-6)
10 Games	Nov. 26, 1976 through Jan. 1, 1977 (6-0-4)
10 Games	Feb. 26, 1977 through April 3, 1977 (6-0-4)
10 Games	Dec. 8, 1998 through Jan. 18, 1999 (7-0-3)

#### WINLESS STREAKS

12 Games	Feb. 24, 1999 through March 16, 1999 (0-8-4)
11 Games	Nov. 21, 1968 through Dec. 14, 1968 (0-9-2)
11 Games	Dec. 10, 1970 through Jan. 3, 1971 (0-9-2)
10 Games	Dec. 31, 1989 through Jan. 23, 1990 (0-7-3)
10 Games	Dec. 2, 2006 through Dec. 27, 2006 (0-9-1)
10 Games	Feb. 6, 2008 through Feb. 23, 2008 (0-8-2)

#### WINLESS STREAKS AT HOME

13 Games	Nov. 29, 2006 through Feb. 8, 2007 (0-9-4)
8 Games	Dec. 19, 1968 through Jan. 18, 1969 (0-4-4)
8 Games	Nov. 17, 1991 through Dec. 14, 1991 (0-4-4)
7 Games	Dec. 2, 1990 through Jan. 13, 1991 (0-4-3)
6 Games	Nov. 21, 1968 through Dec. 12, 1968 (0-5-1)
6 Games	Nov. 7, 2002 through Dec. 2, 2002 (0-2-3-1)
6 Games	Nov. 2, 2006 through Nov. 22, 2006 (0-4-2)
6 Games	Feb. 6, 2008 through Feb. 23, 2008 (0-5-1)

#### WINLESS STREAKS ON THE ROAD

19 Games	Oct. 23, 1971 through Jan. 27, 1972 (0-15-4)
15 Games	Jan. 15, 1969 through March 16, 1969 (0-7-8)
11 Games	Oct. 20, 1972 through Dec. 13, 1972 (0-9-2)
10 Games	Jan. 19, 1982 through Feb. 24, 1982 (0-7-3)
10 Games	Dec. 27, 1991 through Feb. 4, 1992 (0-8-2)

# FLYERS ALL-TIME REGULAR SEASON RECORDS 1967-2009

## TEAM RECORDS: STREAKS

### LONGEST...

WIN STREAK – 13 GAMES  
October 19, 1985 through November 17, 1985

WIN STREAK AT HOME\*\* – 20 GAMES  
January 4, 1976 through April 3, 1976

WIN STREAK ON ROAD – 8 GAMES  
December 22, 1982 through January 16, 1983

WIN STREAK VS. A SINGLE TEAM – 14 GAMES  
vs. Los Angeles, April 1, 1978 to January 5, 1982

WIN STREAK AT HOME VS. A SINGLE TEAM – 23 GAMES  
vs. Pittsburgh, February 17, 1980 through February 19, 1987

WIN STREAK ON ROAD VS. A SINGLE TEAM – 10 GAMES  
vs. Los Angeles, December 30, 1976 to January 5, 1982

LOSING STREAK – 9 GAMES  
December 8, 2006 through December 27, 2006

LOSING STREAK AT HOME – 8 GAMES  
December 9, 2006 through January 27, 2007

LOSING STREAK ON ROAD – 8 GAMES  
October 25, 1972 to November 26, 1972  
March 3, 1988 through March 29, 1988

LOSING STREAK VS. A SINGLE TEAM – 15 GAMES  
vs. Boston, October 25, 1970 through December 17, 1972

LOSING STREAK AT HOME VS. A SINGLE TEAM – 9 GAMES  
vs. Boston, November 21, 1970 through February 15, 1973

LOSING STREAK ON ROAD VS. A SINGLE TEAM – 10 GAMES  
vs. New Jersey, February 16, 1991 through March 26, 1994

TIE STREAK – 4 GAMES  
January 2, 1969 through January 8, 1969  
December 8, 1991 through December 15, 1991

TIE STREAK AT HOME – 5 GAMES  
March 29, 1969 through October 30, 1969

TIE STREAK ON ROAD – 4 GAMES  
March 1, 1969 through March 15, 1969

TIE STREAK VS. A SINGLE TEAM – 7 GAMES  
vs. NY Rangers, February 9, 1969 through March 19, 1970

TIE STREAK AT HOME VS. A SINGLE TEAM – 4 GAMES  
vs. Dallas, January 21, 1997 through November 18, 1999

TIE STREAK ON ROAD VS. A SINGLE TEAM – 5 GAMES  
vs. NY Rangers, February 9, 1969 through January 20, 1971

CONSECUTIVE GAMES STREAK WITHOUT A TIE – 77 GAMES  
February 9, 1985 through January 28, 1986

UNDEFEATED STREAK\* – 35 GAMES  
(25-0-10), October 14, 1979 through January 6, 1980

UNDEFEATED STREAK AT HOME – 26 GAMES (single season)  
(19-0-7), October 11, 1979 through February 3, 1980

UNDEFEATED STREAK ON ROAD – 16 GAMES  
(11-0-5), October 20, 1979 through January 6, 1980

UNDEFEATED STREAK VS. A SINGLE TEAM – 32 GAMES  
vs. Los Angeles (27-0-5), October 22, 1974 through February 5, 1983

UNDEFEATED STREAK AT HOME VS. A SINGLE TEAM – 42 GAMES  
vs. Pittsburgh (39-0-3), February 7, 1974 through December 8, 1988

UNDEFEATED STREAK ON ROAD VS. A SINGLE TEAM – 21 GAMES  
vs. Los Angeles (17-0-4), November 14, 1973 through December 30, 1984

### WINLESS STREAK – 12 GAMES

(0-8-4), February 24, 1999 through March 16, 1999

WINLESS STREAK AT HOME – 13 GAMES  
(0-9-4), November 29, 2006 through February 8, 2007

WINLESS STREAK ON ROAD – 19 GAMES  
(0-15-4), October 23, 1971 through January 27, 1972

WINLESS STREAK VS. A SINGLE TEAM – 27 GAMES  
vs. Boston (0-23-4), November 27, 1969 through February 9, 1974

WINLESS STREAK AT HOME VS. A SINGLE TEAM – 13 GAMES  
vs. Boston (0-11-2), December 13, 1969 through December 9, 1973

WINLESS STREAK ON ROAD VS. A SINGLE TEAM – 22 GAMES  
vs. Boston (0-18-4), January 20, 1968 through March 27, 1976

CONSECUTIVE SHUTOUT STREAK – 4 GAMES  
December 14 through 21, 1996  
January 7 through 13, 1999

CONSECUTIVE SHUTOUTS AGAINST STREAK – 2 GAMES  
(7 times)

CONSECUTIVE GAMES WITHOUT BEING SHUTOUT STREAK – 120 GAMES  
December 28, 1984 through March 27, 1986

CONSECUTIVE GAMES WITHOUT SHUTTING OUT OPPONENT STREAK – 115 GAMES  
January 7, 1987 to March 25, 1988

CONSECUTIVE GAMES DECIDED BY A SHOOTOUT – 3 GAMES  
January 2, 2009 to January 6, 2009

## TEAM RECORDS: SEASON

### MOST...

ASSISTS – 632 (1985-86)

GOALS – 350 (1983-84)

SCORING POINTS – 970 (1985-86)

GOALS AT HOME – 205 (1975-76)

GOALS ON ROAD – 167 (1983-84)

GOALS AGAINST – 319 (1992-93)

LOSSES – 48 (2006-07)

LOSSES AT HOME – 24 (2006-07)

LOSSES ON ROAD – 25 (1971-72)

PENALTY MINUTES – 2,621 (1980-81)

POINTS IN STANDINGS – 118 (1975-76)

POINTS IN STANDINGS AT HOME – 74 (1975-76)

POINTS IN STANDINGS ON ROAD – 55 (2002-03)

POWER PLAY GOALS – 98 (1988-89)

SHORTHANDED GOALS – 22 (1986-87)

SHORTHANDED GOALS AGAINST – 16 (1990-91)

SHUTOUTS – 13 (1974-75)

SHUTOUTS AT HOME – 11 (1974-75)

SHUTOUTS ON ROAD – 5 (1982-83)

SHUTOUTS AGAINST – 10 (1968-69)

SHUTOUTS AGAINST AT HOME – 7 (1968-69)

SHUTOUTS AGAINST ON ROAD – 5 (2006-07)

TIES\* – 24 (1969-70)

TIES AT HOME\*\* – 13 (1969-70)

TIES ON ROAD\* – 15 (1976-77)

WINS – 53 (1984-85; 1985-86)

WINS AT HOME\*\* – 36 (1975-76)

WINS ON ROAD – 24 (2002-03)

### FEWEST...

ASSISTS – 290 (1967-68)

GOALS – 173 (1967-68)

GOALS AT HOME – 92 (1968-69)

GOALS ON ROAD – 77 (1967-68)

GOALS AGAINST – 164 (1973-74)

GOALS AGAINST AT HOME – 61 (1974-75)

# FLYERS ALL-TIME REGULAR SEASON RECORDS 1967-2009

GOALS AGAINST ON ROAD – 89 (1973-74)  
 LOSSES – 12 (1979-80)  
 LOSSES AT HOME – 2 (1975-76)  
 LOSSES ON ROAD – 7 (1979-80)  
 PENALTY MINUTES – 964 (1968-69)  
 POINTS IN STANDINGS – 56 (2006-07)  
 POINTS IN STANDINGS AT HOME – 27 (2006-07)  
 POINTS IN STANDINGS ON ROAD – 21 (1971-72)  
 POWER PLAY GOALS – 33 (1967-68)  
 POWER PLAY GOALS AGAINST – 40 (2001-02)  
 SCORING POINTS – 463 (1967-68)  
 SHORTHANDED GOALS – 2 (1990-91)  
 SHORTHANDED GOALS AGAINST – 1 (2008-09)  
 SHUTOUTS – 0 (1981-82; 1988-89)  
 SHUTOUTS AT HOME – 0 (1979-80; 1981-82; 1988-89)  
 SHUTOUTS AGAINST – 1 (8 times)  
 TIES – 4 (1985-86)  
 TIES AT HOME – 1 (1976-77; 1985-86)  
 TIES ON ROAD – 3 (1984-85; 1985-86; 1987-88)  
 WINS – 17 (1969-70)  
 WINS AT HOME – 10 (2006-07)  
 WINS ON ROAD – 6 (1968-69; 1969-70)

## MISCELLANEOUS:

MOST PLAYERS USED – 49 (2006-07)

## TEAM RECORDS: GAME

### MOST...

ASSISTS – 22  
 vs. Detroit, February 2, 1974  
 vs. Pittsburgh, March 22, 1984  
 DECISIVE WIN – 11-0; 13-2  
 vs. Pittsburgh, October 20, 1977  
 vs. Vancouver, October 18, 1984  
 DECISIVE WIN AT HOME – 11-0; 13-2  
 vs. Pittsburgh, October 20, 1977  
 vs. Vancouver, October 18, 1984  
 DECISIVE WIN ON ROAD – 10-2; 8-0  
 at Los Angeles, December 29, 1992  
 at Vancouver, December 31, 1997  
 DECISIVE SHUTOUT WIN – 11-0  
 vs. Pittsburgh, October 20, 1977  
 DECISIVE SHUTOUT WIN AT HOME – 11-0  
 vs. Pittsburgh, October 20, 1977  
 DECISIVE SHUTOUT WIN ON ROAD – 8-0  
 at Vancouver, December 31, 1997  
 DECISIVE LOSS – 12-0  
 vs. Chicago, January 30, 1969  
 DECISIVE LOSS AT HOME – 12-0  
 vs. Chicago, January 30, 1969  
 DECISIVE LOSS ON ROAD – 11-2  
 at Montreal, October 27, 1981  
 DECISIVE SHUTOUT LOSS – 12-0  
 vs. Chicago, January 30, 1969  
 DECISIVE SHUTOUT LOSS AT HOME – 12-0  
 vs. Chicago, January 30, 1969  
 DECISIVE SHUTOUT LOSS ON ROAD – 8-0  
 at St. Louis, November 1, 1969  
 at Dallas, January 6, 1994  
 GOALS – 13  
 vs. Pittsburgh, March 22, 1984  
 vs. Vancouver, October 18, 1984  
 GOALS AT HOME – 13  
 vs. Pittsburgh, March 22, 1984  
 vs. Vancouver, October 18, 1984  
 GOALS ON ROAD – 11  
 at Detroit, February 23, 1988

GOALS BOTH TEAMS – 17  
 vs. Calgary, (FLYERS 9/Calgary 8), February 27, 1982  
 vs. Pittsburgh, (FLYERS 13/Pittsburgh 4), March 22, 1984  
 vs. Detroit (FLYERS 11/Detroit 6), February 23, 1988  
 GOALS AGAINST – 12  
 vs. Chicago, January 30, 1969  
 GOALS AGAINST AT HOME – 12  
 vs. Chicago, January 30, 1969  
 GOALS AGAINST ON ROAD – 11  
 at Montreal, October 27, 1981  
 at Pittsburgh, November 16, 1993  
 PENALTY MINUTES\* – 213  
 vs. Ottawa, March 5, 2004  
 PENALTY MINUTES BY OPPONENT – 206  
 vs. Ottawa, March 5, 2004  
 PENALTY MINUTES BY BOTH TEAMS\* – 419  
 vs. Ottawa, March 5, 2004  
 POWER PLAY GOALS – 6  
 vs. California, January 9, 1972  
 at Minnesota, October 13, 1988  
 POWER PLAY GOALS AGAINST – 6  
 vs. Colorado, February 19, 1980  
 at Minnesota, October 13, 1988  
 SCORING POINTS – 35  
 vs. Pittsburgh, March 22, 1984  
 SHORTHANDED GOALS – 3  
 vs. Washington, December 15, 1984  
 vs. Calgary, January 13, 1985  
 at NY Islanders, April 2, 1996  
 SHOTS ON GOAL – 62  
 vs. Washington, April 1, 1976  
 SHOTS ON GOAL AT HOME – 62  
 vs. Washington, April 1, 1976  
 SHOTS ON GOAL ON ROAD – 55  
 at Boston, March 1, 2007  
 SHOTS ON GOAL BOTH TEAMS – 95  
 vs. NY Rangers (FLYERS 51/NY Rangers 44),  
 February 13, 1976  
 SHOTS AGAINST – 56  
 at Toronto, January 5, 2008  
 SHOTS AGAINST AT HOME – 52  
 vs. Minnesota, February 3, 1990  
 SHOTS AGAINST ON ROAD – 56  
 at Toronto, January 5, 2008

### FEWEST...

PENALTY MINUTES\*\* – 0  
 vs. St. Louis, March 18, 1979  
 vs. Phoenix, November 26, 2000  
 PENALTY MINUTES BY OPPONENT\*\* – 0  
 (6 times)  
 PENALTY MINUTES, BOTH TEAMS – 2  
 vs. Los Angeles (FLYERS 2/Los Angeles 0),  
 December 8, 1967  
 SHOTS ON GOAL – 13  
 vs. Washington, December 11, 1990  
 SHOTS ON GOAL AT HOME – 14  
 vs. Boston, January 28, 1995  
 SHOTS ON GOAL ON ROAD – 13  
 at Washington, December 11, 1990  
 SHOTS ON GOAL BOTH TEAMS – 29  
 vs. Washington (Washington 16/FLYERS 13),  
 December 11, 1990  
 SHOTS AGAINST – 7  
 vs. Washington, February 12, 1978  
 SHOTS AGAINST ON ROAD – 13  
 at Toronto, March 23, 1996  
 at Washington, January 25, 2004

# FLYERS ALL-TIME REGULAR SEASON RECORDS 1967-2009

## FASTEST...

### OPENING GOAL – 8 SECONDS

vs. Edmonton, Tim Kerr, 0:08 of 1st period,  
March 7, 1989

### OPENING TWO GOALS – 31 SECONDS

at NY Islanders, Justin Williams, 0:16 of 1st period;  
Michal Handzus, 0:31 of 1st period, October 26, 2002

### TWO GOALS – 7 SECONDS

vs. St. Louis, Dave Brown, 5:26 of 3rd period;  
Brian Propp, 5:33 of 3rd period, December 2, 1986  
vs. Washington, Moe Mantha, 17:58 of 1st period;  
Ron Sutter, 18:05 of 1st period, Dec. 27, 1988

### THREE GOALS – 35 SECONDS

vs. Boston, Behn Wilson, 8:13 of 2nd period;  
Blake Dunlop, 8:28 of 2nd period;  
Al Hill, 8:48 of 2nd period; March 1, 1979

### FOUR GOALS – 1 MINUTE 22 SECONDS

vs. Pittsburgh, Bobby Clarke 16:23 of 3rd period;  
Ilkka Sinisalo 16:39 of 3rd period; Reggie Leach  
17:05 of 3rd period; Ken Linseman 17:45 of 3rd  
period; October 11, 1981

### TWO SHORTHANDED GOALS – 26 SECONDS

at New Jersey, Murray Craven, 15:07 of 1st period;  
Mark Howe, 15:33 of 1st period; November 6, 1986

## TEAM RECORDS: PERIOD

### MOST...

#### GOALS – 8

vs. NY Islanders, 2nd period, March 31, 1973

#### GOALS AGAINST – 6

Chicago, 1st period, January 30, 1969  
Montreal, 1st period, October 27, 1981  
New Jersey, 3rd period, March 7, 1993  
at Buffalo, October 27, 2006

#### GOALS BOTH TEAMS – 9

vs. NY Islanders, 2nd period, (FLYERS 8/NY  
Islanders 1), March 21, 1973 vs. Atlanta, 2nd period,  
(FLYERS 5/Atlanta 4), January 11, 1974

#### PENALTY MINUTES\* – 209

vs. Ottawa, 3rd period, March 5, 2004

#### PENALTY MINUTES BY OPPONENT – 200

vs. Ottawa, 3rd period, March 5, 2004

#### PENALTY MINUTES, BOTH TEAMS\* – 409

vs. Ottawa, 3rd period, March 5, 2004

#### SHOTS ON GOAL, HOME – 25

vs. Washington, 2nd period, April 1, 1976

#### SHOTS ON GOAL, AWAY – 25

at Toronto, 2nd period, February 13, 1988

#### SHOTS ON GOAL, AGAINST, HOME – 25

vs. Washington, 1st period, December 20, 2008

#### SHOTS ON GOAL, AGAINST, AWAY – 32

at Minnesota, 1st period, December 13, 1972

#### SHORTHANDED GOALS – 3

vs. Washington, December 15, 1983

## FEWEST...

### SHOTS ON GOAL – 1

(7 times)

### SHOTS ON GOAL AGAINST – 0

at Tampa Bay, second period, November 22, 1999

## FASTEST...

### GOAL FROM START OF PERIOD – 8 SECONDS

Bob Kelly, 0:08, of 2nd period vs. Minnesota,  
March 2, 1972  
Tim Kerr, 0:08, of 1st period vs. Edmonton,  
March 7, 1989

## TEAM RECORDS: MISCELLANEOUS

### SCORELESS GAMES – 0-0

vs. Los Angeles, Mar. 14, 1968; vs. St. Louis, Oct. 26,  
1969; at Pittsburgh, Oct. 17, 1970; at NY Rangers,  
Mar. 30, 1981; at Pittsburgh, Dec. 4, 1982; vs.  
Montreal, Feb. 11, 1993; vs. Tampa Bay, Feb. 24,  
2001, at San Jose, Oct. 16, 2003

### GOAL WITH LEAST TIME REMAINING – 0.6 SECONDS

Tony Amonte at Anaheim, Oct. 22, 2003  
Freddie Meyer vs. Carolina, Mar. 8, 2006

### LONGEST TIME WITHOUT ALLOWING A GOAL –

265:08 MINUTES

December 12 to 22, 1996

### MOST SHOTS IN A FIVE-MINUTE OVERTIME PERIOD – 10

vs. Anaheim, February 3, 2000

## INDIVIDUAL RECORDS: FLYERS CAREER

### MOST...

#### SEASONS – 15 (Bobby Clarke)

#### GAMES – 1,144 (Bobby Clarke)

#### GOALS – 420 (Bill Barber)

#### ASSISTS – 852 (Bobby Clarke)

#### POINTS – 1210 (Bobby Clarke)

#### HAT TRICKS – 17 (Tim Kerr)

#### POWER PLAY GOALS – 145 (Tim Kerr)

#### SHORTHANDED GOALS – 32 (Bobby Clarke)

#### PENALTY MINUTES – 1817 (Rick Tocchet)

## INDIVIDUAL RECORDS: STREAKS

### LONGEST...

#### ASSIST STREAK – 12 GAMES

Bobby Clarke: March 11, 1976 to April 3, 1976;  
February 1, 1978 to March 16, 1978

#### GOAL STREAK – 9 GAMES

Rick Tocchet: March 1, 1989 to March 19, 1989

#### POINT STREAK – 18 GAMES

Bobby Clarke: February 26, 1975 to April 3, 1975

Eric Lindros: January 7 to February 18, 1999

#### CONSECUTIVE GAME STREAK – 484 GAMES

Rod Brind'Amour: February 24, 1993 to April 18,  
1999

## INDIVIDUAL RECORDS: SEASON

### MOST...

#### ASSISTS – 89

Bobby Clarke, 1974-75; 1975-76

#### GAME-WINNING GOALS – 12

Jeff Carter, 2008-09

Brian Propp, 1982-83

#### GOALS – 61

Reggie Leach, 1975-76

#### GOALS BY A DEFENSEMAN – 24

Mark Howe, 1985-86

#### GOALS BY A LINE – 141 in 1975-76

Bobby Clarke 30

Bill Barber 50

Reggie Leach 61

#### HAT TRICKS – 5

Tim Kerr, 1984-85

#### PENALTY MINUTES\* – 472

Dave Schultz, 1974-75

#### PENALTY MINUTES BY A DEFENSEMAN – 329

Glen Cochrane, 1981-82

#### PENALTY MINUTES BY A GOALTENDER\* – 113

Ron Hextall, 1988-89

#### POINTS – 123

Mark Recchi, 1992-93



# FLYERS ALL-TIME REGULAR SEASON RECORDS 1967-2009

## POINTS BY A DEFENSEMAN – 82

Mark Howe, 1985-86

## POINTS BY A GOALIE – 8

Ron Hextall, (8A), 1988-89

## POINTS BY A LINE – 322 in 1975-76

Bobby Clarke, 119

Bill Barber, 112

Reggie Leach, 91

## POINTS BY A ROOKIE\* – 82

Mikael Renberg, 1993-94

## POINTS BY A ROOKIE DEFENSEMAN – 49

Behn Wilson, 1978-79

## ASSISTS BY A ROOKIE – 51

Pelle Eklund, 1985-86

## ASSISTS BY A ROOKIE DEFENSEMAN – 44

Janne Niinimaa, 1996-97

## GOALS BY A ROOKIE – 41

Eric Lindros, 1992-93

## POWER PLAY GOALS\* – 34

Tim Kerr, 1985-86

## SHORTHANDED GOALS – 7

Brian Propp, 1984-85; Mark Howe, 1985-86;

Mike Richards, 2008-09

## SHOTS ON GOAL – 380

Bill Barber, 1975-76

## SHUTOUTS – 12

Bernie Parent, 1973-74; 1974-75

## WINS BY A GOALTENDER – 47

Bernie Parent, 1973-74

## INDIVIDUAL RECORDS: GAME

### MOST...

#### ASSISTS – 6

Eric Lindros at Ottawa, February 26, 1997

#### ASSISTS BY DEFENSEMAN – 5

Alexandre Picard, vs. New Jersey, Feb. 1, 2007

#### ASSISTS BY ROOKIE – 5

Alexandre Picard, vs. New Jersey, Feb. 1, 2007

#### ASSISTS AGAINST – 6

Ron Stackhouse, Pittsburgh, March 8, 1975

#### GOALS – 4

Rick MacLeish vs. NY Islanders, February 13, 1973

Rick MacLeish vs. Toronto, March 4, 1973

Tom Bladen vs. Cleveland, December 11, 1977

Tim Kerr vs. St. Louis, October 25, 1984

Tim Kerr vs. Detroit, January 17, 1985

Tim Kerr at Washington, February 9, 1985

Tim Kerr vs. Chicago, November 20, 1986

Brian Propp vs. St. Louis, December 2, 1986

Rick Tocchet at Los Angeles, February 27, 1988

Rick Tocchet vs. Winnipeg, January 25, 1990

Kevin Dineen at Chicago, October 31, 1993

John LeClair vs. Montreal, February 6, 1997

Eric Lindros at Toronto, March 19, 1997

John LeClair vs. Vancouver, November 29, 1998

Jiri Dopita vs. Atlanta, January 8, 2002

John LeClair at Montreal, October 15, 2002

#### GOALS AGAINST – 6

Red Berenson, St. Louis, November 7, 1968

#### POWER PLAY GOALS – 3

Tim Kerr vs. Los Angeles, November 3, 1985

Tim Kerr vs. Chicago, November 20, 1986

Brian Propp at Minnesota, October 13, 1988

Scott Hartnell at NY Islanders, January 19, 2008

#### SHOTS -14

Eric Lindros vs. NY Islanders, March 19, 1996

#### PENALTIES – 8

Don Nachbaur at Pittsburgh, March 19, 1988

## PENALTY MINUTES – 55

Frank Bathe vs. Los Angeles, March 11, 1979

## PENALTY MINUTES BY OPPONENT – 69

Randy Holt, Los Angeles, March 11, 1979

## POINTS – 8

Tom Bladen vs. Cleveland, December 11, 1977

## POINTS BY A LINE – 16

vs. Montreal, February 6, 1997; John LeClair, 4 Goals, 2 Assists; Eric Lindros, 1 Goal, 4 Assists; Mikael Renberg, 1 Goal, 4 Assists

at Ottawa, February 26, 1997; John LeClair, 3 Goals, 1 Assist; Eric Lindros, 1 Goal, 6 Assists; Mikael Renberg, 2 Goals, 3 Assists

## POINTS AGAINST – 7

Red Berenson, St. Louis, November 7, 1968

## FASTEST...

### TWO GOALS – 8 SECONDS

Ron Flockhart vs. St. Louis; 5:10 of 3rd period; 5:18 of 3rd period; December 6, 1981

### THREE GOALS – 2 MINUTES 27 SECONDS

Tim Kerr vs. St. Louis Blues: 12:22 of 3rd period; 12:45 of 3rd period; 14:49 of 3rd period; October 25, 1984

### FOUR GOALS – 19 MINUTES 47 SECONDS

Rick MacLeish vs. NY Islanders: 6:30 of 2nd period; 6:57 of 2nd period; 13:25 of 2nd period; 6:17 of 3rd period; February 13, 1973

## INDIVIDUAL RECORDS: PERIOD

### MOST...

#### GOALS – 3

Bill Flett vs. Los Angeles, March 9, 1972

Rick MacLeish vs. NY Islanders, February 13, 1973

Bobby Clarke vs. Pittsburgh, December 13, 1980

Tim Kerr vs. St. Louis, October 25, 1984

Murray Craven vs. Detroit, November 13, 1986

Eric Lindros vs. St. Louis, January 19, 1994

Mikael Renberg at San Jose, February 15, 1994

Eric Lindros at Toronto, March 19, 1997

John LeClair vs. Vancouver, November 29, 1998

Danny Briere at Carolina, November 21, 2007

## INDIVIDUAL RECORDS: MISCELLANEOUS

### MOST CONSECUTIVE STARTS BY A GOALTENDER

#### IN A SEASON – 37

Bernie Parent, 1973-74

### LONGEST TIME WITHOUT ALLOWING A GOAL – 227:04 minutes

John Vanbiesbrouck, October 17 to 26, 1999

### LONGEST WINLESS STREAK BY GOALTENDER – 15 Games

Antero Niittymäki (0-13-2), Dec. 2, 2006 through Jan. 20, 2007

*\*NHL Record \*\*Ties NHL Record*

## FLYERS ALL-TIME REGULAR SEASON PENALTY SHOTS

PLAYER	DATE	OPPONENT	HOME/AWAY	GOALTENDER	RESULT
Bill Clement	Mar. 7, 1974	Detroit	Home	Jim Rutherford	No Goal
Orest Kindrachuk	Nov. 9, 1974	Washington	Home	Michel Belhumeur	Goal
Orest Kindrachuk	Oct. 15, 1977	Pittsburgh	Home	Dunc Wilson	No Goal
Rick MacLeish	Mar. 20, 1978	NY Islanders	Home	Billy Smith	Goal
Ilkka Sinisalo	Oct. 11, 1981	Pittsburgh	Home	Paul Harrison	Goal
Behn Wilson	Dec. 17, 1981	Buffalo	Home	Don Edwards	Goal
Brian Propp	Jan. 4, 1983	Vancouver	Home	Ken Ellacott	Goal
Ron Sutter	Nov. 18, 1984	NY Islanders	Home	Kelly Hrudey	No Goal
Brian Propp	Dec. 19, 1985	New Jersey	Home	Glenn Resch	No Goal
Dave Poulin	Mar. 6, 1986	Toronto	Home	Don Edwards	No Goal
Rick Tocchet	Jan. 6, 1987	New Jersey	Home	Craig Billington	No Goal
Pelle Eklund	Jan. 14, 1990	NY Rangers	Away	Mike Richter	No Goal
Keith Acton	Mar. 25, 1990	NY Rangers	Away	John Vanbiesbrouck	Goal
Mike Ricci	Nov. 17, 1990	New Jersey	Away	Chris Terreri	No Goal
Murray Craven	Dec. 23, 1990	Montreal	Home	Andre Racicot	Goal
Norman Lacombe	Feb. 5, 1991	Los Angeles	Home	Kelly Hrudey	Goal
Murray Craven	Oct. 13, 1991	New Jersey	Home	Chris Terreri	No Goal
Eric Lindros	Dec. 26, 1992	Washington	Away	Don Beaupre	Goal
Mark Recchi	Feb. 6, 1995	Ottawa	Away	Don Beaupre	No Goal
Trent Klatt	Oct. 1, 1997	Florida	Home	John Vanbiesbrouck	No Goal
Valeri Zelepukin	Oct. 30, 1999	New Jersey	Home	Martin Brodeur	No Goal
Michal Handzus	Dec. 5, 2002	NY Rangers	Home	Dan Blackburn	Goal
Simon Gagne	Feb. 21, 2004	Atlanta	Home	Pasi Nurminen	Goal
Alexei Zhamnov	Feb. 24, 2004	Chicago	Home	Michael Leighton	No Goal
Peter Forsberg	Oct. 27, 2005	Florida	Home	Roberto Luongo	No Goal
R.J. Umberger	Nov. 18, 2005	Atlanta	Home	Michael Garnett	No Goal
Mike Richards	Oct. 17, 2006	Buffalo	Away	Ryan Miller	No Goal
R.J. Umberger	Dec. 21, 2006	Montreal	Away	David Aebischer	No Goal
Dmitry Afanasev	Feb. 17, 2007	NY Rangers	Away	Stephen Valiquette	No Goal
Mike Richards	Nov. 21, 2007	Carolina	Away	Cam Ward	No Goal
Danny Briere	Dec. 16, 2007	New Jersey	Away	Martin Brodeur	No Goal
Joffrey Lupul	Dec. 29, 2007	Tampa Bay	Away	Karri Ramo	Goal
Simon Gagne	Oct. 16, 2008	Colorado	Away	Andrew Raycroft	Goal
Mike Richards	Oct. 28, 2008	Atlanta	Away	Kari Lehtonen	No Goal
Scott Hartnell	Jan. 3, 2009	LA Kings	Away	Jonathan Quick	No Goal
Simon Gagne	Feb. 14, 2009	NY Islanders	Home	Yann Danis	Goal
Mike Richards	Mar. 20, 2009	Buffalo	Away	Patrick Lalime	No Goal
Darroll Powe	Apr. 4, 2009	Ottawa	Away	Alex Auld	Goal

- For Flyers Penalty Shots taken in the Playoffs, see Flyers Playoff Section

**NOTES:** The Flyers have connected on 18 of 41 penalty shot attempts (43.9%). Michal Handzus' attempt on December 5, 2002, was the Flyers' first penalty shot attempt in regular season overtime. It was the seventh penalty shot attempt in regular season overtime since the NHL instituted regular season overtime for the 1983-84 season. It was only the second successful penalty shot attempt in regular season overtime in NHL history – Nashville's David Legwand scored on the Rangers' Kirk McLean to give the Predators a 3-2 win at New York on December 23, 2000. Eric Desjardins and Behn Wilson are the only Flyers defensemen ever to attempt a penalty shot. Ilkka Sinisalo became only the third player in NHL history to score his first goal on a penalty shot. The others were Ralph Bowman of the St. Louis Eagles, when in 1934-35 he recorded the first-ever successful penalty shot in the NHL, and Phil Hoene of the Los Angeles Kings in 1973-74. With his goal vs. Washington on April 15, 2008, Mike Richards' became only the second player in NHL history to record their first career NHL playoff goal on a penalty shot (Minnesota's Wayne Connolly in 1968).

## ALL-TIME REGULAR SEASON PENALTY SHOTS VS FLYERS

PLAYER	DATE	OPPONENT	HOME/AWAY	GOALTENDER	RESULT
Richard Martin	Jan. 31, 1974	Buffalo	Home	Bernie Parent	Goal
Curt Bennett	Oct. 9, 1976	Atlanta	Away	Bernie Parent	Goal
Lanny McDonald	Oct. 14, 1979	Toronto	Home	Pete Peeters	Goal
Lanny McDonald	Nov. 18, 1982	Calgary	Home	Pelle Lindbergh	No Goal
John Tucker	Oct. 31, 1984	Buffalo	Away	Pelle Lindbergh	Goal
Scott Bjugstad	Nov. 3, 1984	Minnesota	Home	Pelle Lindbergh	No Goal
Mike Gartner	Apr. 4, 1987	Washington	Away	Glenn Resch	Goal
Jan Erixon	Oct. 24, 1987	NY Rangers	Home	Mark Laforest	Goal
Dave Tippett	Oct. 31, 1987	Hartford	Away	Ron Hextall	Goal
Mark Johnson	Mar. 12, 1988	New Jersey	Home	Ron Hextall	Goal
Joe Sakic	Dec. 9, 1989	Quebec	Away	Ken Wregget	Goal
Gary Leeman	Nov. 4, 1990	Toronto	Away	Pete Peeters	No Goal
Doug Brown	Nov. 23, 1991	New Jersey	Home	Ken Wregget	Goal
Benoit Hogue	Jan. 24, 1995	NY Islanders	Away	Ron Hextall	Goal
Stu Barnes	Mar. 8, 1998	Pittsburgh	Home	Ron Hextall	No Goal
Kevin Stevens	Mar. 22, 1998	NY Rangers	Home	Sean Burke	No Goal
Steve Sullivan	Feb. 25, 2003	Chicago	Away	Roman Cechmanek	No Goal
Nathan Horton	Jan. 8, 2004	Florida	Home	Jeff Hackett	Goal
Richard Zednik	Jan. 20, 2004	Montreal	Home	Robert Esche	No Goal
Michael Nylander	Oct. 5, 2005	NY Rangers	Home	Robert Esche	No Goal
Robert Nilsson	Mar. 4, 2006	NY Islanders	Away	Antero Niittymaki	No Goal
Justin Williams	Mar. 28, 2007	Carolina	Home	Martin Biron	No Goal
Phil Kessel	Oct. 27, 2007	Boston	Away	Martin Biron	No Goal
Roman Hamrlik	Nov. 1, 2007	Montreal	Away	Martin Biron	No Goal
Radek Dvorak	Dec. 30, 2007	Florida	Away	Antero Niittymaki	No Goal
Ryan Malone	Dec. 2, 2008	Tampa Bay	Home	Martin Biron	No Goal
Vincent Lecavalier	Jan. 15, 2009	Tampa Bay	Away	Martin Biron	Goal
Martin St. Louis	Jan. 30, 2009	Tampa Bay	Away	Antero Niittymaki	No Goal

- For Flyers Penalty Shots against in the Playoffs, see Flyers Playoff Section

**NOTES:** Flyers' opponents have connected on 14 of 31 penalty shots attempts (45.1%). Lanny McDonald is the only player to attempt more than one penalty shot against the Flyers.

## ALL-TIME FLYERS HAT TRICKS (REGULAR SEASON) 1967-2009

YEAR	NO.	PLAYER	DATE	SCORE	GOALTENDERS
1967-68 (3)	1	L. Rochefort	Nov. 4	FLYERS 4 at Montreal 1	R. Vachon
	2	L. Rochefort (a)	Feb. 22	Minnesota 3 at FLYERS 7	C. Maniago
	3	R. Paiment (b)	Apr. 13	St. Louis 1 at FLYERS 6	G. Hall
1968-69 (0)		(None)			
1969-70 (5)	4	A. Lacroix	Oct. 22	FLYERS 4 at Toronto 3	B. Gamble
	5	J. Johnson	Dec. 3	FLYERS 7 at Los Angeles 1	G. Desjardins
	6	A. Lacroix	Dec. 11	Toronto 3 at FLYERS 6	M. Edwards
	7	G. Dornhoefer	Jan. 8	Los Angeles 1 at FLYERS 4	W. Rutledge
	8	S. Nolet	Mar. 7	Boston 5 at FLYERS 5	G. Cheevers
1970-71 (3)	9	J. Johnson	Nov. 19	California 2 at FLYERS 6	G. Smith
	10	A. Lacroix	Nov. 29	Vancouver 2 at FLYERS 4	D. Wilson
	11	G. Dornhoefer (c)	Mar. 6	California 4 at FLYERS 4	C. Worthy
1971-72 (3)	12	S. Nolet	Oct. 31	Montreal 3 at FLYERS 5	K. Dryden
	13	B. Lesuk	Jan. 9	California 3 at FLYERS 10	G. Meloche (1), G. Kurt (2)
1972-73 (7)	14	B. Flett	Mar. 9	FLYERS 5 at Los Angeles 3	G. Edwards
	15	R. MacLeish	Nov. 9	Chicago 3 at FLYERS 5	T. Esposito
	16	G. Dornhoefer	Dec. 10	Toronto 2 at FLYERS 5	J. Plante
	17	B. Flett (c)	Jan. 21	FLYERS 4 at Buffalo 3	D. Dryden
	18	R. MacLeish (d)	Feb. 13	NY Islanders 2 at FLYERS 8	B. Smith
	19	B. Clarke	Feb. 17	FLYERS 7 at Montreal 6	M. Plasse (2), K. Dryden (1)
	20	R. MacLeish (d)	Mar. 4	Toronto 0 at FLYERS 10	R. Low (3), G. McRae (1)
	21	R. Lonsberry	Mar. 22	Vancouver 0 at FLYERS 9	D. Wilson

# FLYERS ALL-TIME REGULAR SEASON HAT TRICKS 1967-2009

YEAR	NO.	PLAYER	DATE	SCORE	GOALTENDERS
1973-74 (8)	22	D. Schultz	Jan. 3	NY Rangers 3 at FLYERS 4	P. McDuffe
	23	D. Schultz	Jan. 10	Minnesota 4 at FLYERS 7	F. Rivard
	24	B. Clarke	Feb. 2	Detroit 2 at FLYERS 12	J. Rutherford (2), B. McKenzie (1)
	25	R. Lonsberry	Feb. 2	Detroit 2 at FLYERS 12	J. Rutherford (1), B. McKenzie (2)
	26	S. Nolet	Mar. 7	Detroit 2 at FLYERS 6	J. Rutherford (1), D. Grant (2)
	27	B. Clarke	Mar. 28	FLYERS 3 at Atlanta 3	D. Bouchard
	28	B. Barber	Apr. 7	Minnesota 2 at FLYERS 6	F. Rivard
	29	R. MacLeish (b,c)	Apr. 11	Atlanta 1 at FLYERS 5	P. Myre
1974-75 (7)	30	R. Leach	Nov. 27	Detroit 2 at FLYERS 6	D. Grant
	31	R. Leach	Dec. 12	Minnesota 0 at FLYERS 6	P. LoPresti
	32	R. MacLeish	Mar. 5	FLYERS 9 at Minnesota 2	P. LoPresti
	33	R. MacLeish	Mar. 18	FLYERS 7 at Washington 2	R. Low
	34	R. Leach	Mar. 26	FLYERS 6 at California 2	G. Simmons
	35	R. MacLeish (b)	Apr. 13	Toronto 3 at FLYERS 6	G. McRae
	36	R. MacLeish (b)	May 13	NY Islanders 1 at FLYERS 4	G. Resch
	37	B. Barber	Oct. 26	FLYERS 7 at NY Rangers 2	E. Giacomini
1975-76 (7)	38	R. MacLeish	Dec. 19	FLYERS 7 at Washington 5	B. Wolfe
	39	R. Leach	Jan. 22	Atlanta 2 at FLYERS 7	P. Myre (2), D. Bouchard (1)
	40	O. Kindrachuk	Mar. 6	Detroit 1 at FLYERS 6	J. Rutherford
	41	B. Barber	Apr. 1	Washington 2 at FLYERS 11	R. Low
	42	D. Saleski (b)	Apr. 20	Toronto 1 at FLYERS 7	W. Thomas
	43	R. Leach (b,e)	May 6	Boston 3 at FLYERS 6	G. Gilbert
	44	R. MacLeish	Oct. 24	Colorado 3 at FLYERS 5	B. McKenzie
	45	R. MacLeish	Dec. 5	Cleveland 2 at FLYERS 6	G. Simmons
1976-77 (3)	46	D. Saleski	Mar. 13	Pittsburgh 0 at FLYERS 4	D. Herron
	47	D. Saleski	Oct. 16	St. Louis 0 at FLYERS 7	E. Johnston (2), E. Stanowski (1)
	48	T. Bladon (d)	Dec. 11	Cleveland 1 at FLYERS 11	G. Edwards (3), G. Meloche (1)
	49	R. MacLeish	Dec. 29	Minnesota 2 at FLYERS 5	P. LoPresti
	50	R. Lonsberry	Mar. 12	Colorado 2 at FLYERS 6	D. Favell
	51	R. MacLeish	Dec. 9	Boston 2 at FLYERS 9	G. Gilbert (2), G. Cheevers (1)
	52	R. MacLeish	Nov. 11	Vancouver 4 at FLYERS 5	C. Ridley
	53	R. Leach	Dec. 6	Los Angeles 4 at FLYERS 9	R. Grahame (2), M. Lessard (1)
1978-79 (1)	54	B. Barber	Mar. 16	Colorado 4 at FLYERS 4	H. Astrom
	55	R. Leach	Apr. 3	Washington 2 at FLYERS 4	W. Stephenson (2), ENG (1)
	56	B. Barber (b,d)	May 4	FLYERS 5 at Minnesota 3	G. Meloche
	57	P. Holmgren (b)	May 15	NY Islanders 3 at FLYERS 8	B. Smith (2), G. Resch (1)
	58	R. MacLeish	Nov. 6	Los Angeles 2 at FLYERS 8	R. Grahame
	59	B. Clarke	Dec. 13	FLYERS 6 at Pittsburgh 5	G. Millen
	60	R. Leach	Feb. 8	Hartford 6 at FLYERS 6	J. Garrett
	61	B. Barber	Feb. 27	FLYERS 5 at Winnipeg 3	M. Mattsson
1980-81 (7)	62	T. Kerr	Mar. 19	Boston 3 at FLYERS 5	M. Baron
	63	B. Barber (b)	Apr. 9	Quebec 5 at FLYERS 8	D. Bouchard
	64	B. Propp (b,c)	Apr. 22	Calgary 4 at FLYERS 9	P. Riggan
	65	M. Bridgman	Oct. 29	Pittsburgh 4 at FLYERS 6	M. Dion
	66	B. Propp	Dec. 28	FLYERS 7 at Calgary 4	P. Riggan (2), R. Lemelin (1)
	67	R. Allison	Mar. 2	Winnipeg 7 at FLYERS 6	D. Soetaert
	68	T. Kerr	Apr. 4	Toronto 1 at FLYERS 7	M. Larocque
	69	D. Sittler	Nov. 28	FLYERS 5 at Vancouver 5	K. Ellacott
1982-83 (3)	70	B. Clarke	Dec. 27	FLYERS 8 at Detroit 4	G. Stefan
	71	D. Sittler	Jan. 8	FLYERS 7 at Hartford 4	G. Millen
	72	B. Barber	Jan. 5	Winnipeg 6 at FLYERS 7 (OT)	D. Soetaert
1983-84 (4)	73	D. Poulin	Jan. 21	NY Islanders 1 at FLYERS 7	B. Smith
	74	D. Poulin	Mar. 22	Pittsburgh 4 at FLYERS 13	D. Herron
	75	I. Sinisalo	Mar. 22	Pittsburgh 4 at FLYERS 13	D. Herron
	76	B. Propp	Oct. 18	Vancouver 2 at FLYERS 13	R. Brodeur (2), J. Garrett (1)

# FLYERS ALL-TIME REGULAR SEASON HAT TRICKS 1967-2009

YEAR	NO.	PLAYER	DATE	SCORE	GOALTENDERS
	77	I. Sinisalo	Oct. 18	Vancouver 2 at FLYERS 13	R. Brodeur (1), J. Garrett (2)
	78	T. Kerr (c,d)	Oct. 25	St. Louis 2 at FLYERS 7	M. Liut
	79	T. Kerr	Dec. 23	Washington 4 at FLYERS 7	P. Rigglin
	80	L. Carson	Dec. 28	FLYERS 7 at Vancouver 4	R. Brodeur
	81	B. Propp	Jan. 13	Calgary 1 at FLYERS 7	D. Edwards
	82	T. Kerr (c,d)	Jan. 17	Detroit 5 at FLYERS 7	E. Mio
	83	I. Sinisalo	Feb. 5	FLYERS 5 at NY Islanders 7	K. Hrudey
	84	T. Kerr (c,d)	Feb. 9	FLYERS 5 at Washington 4	P. Rigglin
	85	B. Propp	Mar. 5	FLYERS 5 at NY Islanders 4	K. Hrudey
	86	T. Kerr	Mar. 7	Washington 6 at FLYERS 9	P. Rigglin (2), A. Jensen (1)
	87	D. Poulin	Mar. 7	Washington 6 at FLYERS 9	P. Rigglin
	88	T. Kerr (b,c,d)	Apr. 13	FLYERS 6 at NY Rangers 5	G. Hanlon
	89	B. Propp (b,c)	Apr. 21	NY Islanders 2 at FLYERS 5	B. Smith
1985-86 (6)	90	T. Kerr	Nov. 3	Los Angeles 4 at FLYERS 7	B. Janecyk
	91	T. Kerr (c)	Nov. 9	Boston 3 at FLYERS 5	P. Peeters
	92	D. Poulin	Nov. 24	Pittsburgh 4 at FLYERS 7	D. Herron
	93	T. Kerr	Dec. 27	FLYERS 6 at Vancouver 1	W. Young
	94	B. Propp	Apr. 6	Washington 3 at FLYERS 5	P. Peeters
	95	P. Zezel (b)	Apr. 14	FLYERS 7 at NY Rangers 1	J. Vanbiesbrouck
1986-87 (10)	96	M. Craven	Nov. 13	Detroit 5 at FLYERS 7	G. Stefan
	97	T. Kerr (d)	Nov. 20	Chicago 1 at FLYERS 5	M. Bannerman
	98	B. Propp (d)	Dec. 2	St. Louis 1 at FLYERS 7	G. Millen
	99	T. Kerr	Dec. 18	NY Islanders 4 at FLYERS 9	B. Smith (2), K. Hrudey (1)
	100	D. Poulin	Dec. 18	NY Islanders 4 at FLYERS 9	B. Smith (2), K. Hrudey (1)
	101	T. Kerr	Dec. 21	St. Louis 6 at FLYERS 7	R. Wamsley
	102	P. Zezel	Jan. 28	FLYERS 7 at Buffalo 4	J. Cloutier
	103	B. Propp	Apr. 5	NY Islanders 9 at FLYERS 5	B. Smith
	104	T. Kerr (b)	Apr. 20	NY Islanders 2 at FLYERS 4	K. Hrudey
	105	P. Eklund (b)	May 10	FLYERS 6 at Montreal 3	B. Hayward (1), P. Roy (2)
1987-88 (5)	106	M. Craven	Feb. 13	FLYERS 4 at Toronto 7	K. Wregget
	107	R. Tocchet	Feb. 21	Detroit 3 at FLYERS 5	G. Hanlon (2), ENG (1)
	108	R. Tocchet (d)	Feb. 27	FLYERS 8 at Los Angeles 6	G. Healy (3), ENG (1)
	109	R. Tocchet	Mar. 1	FLYERS 7 at Vancouver 3	K. McLean (1), F. Caprice (2)
1988-89 (8)	110	T. Kerr (c)	Mar. 26	Winnipeg 0 at FLYERS 6	D. Berthiaume
	111	B. Propp	Oct. 13	FLYERS 7 at Minnesota 6	J. Myllys
	112	T. Kerr	Nov. 12	Detroit 5 at FLYERS 4	G. Hanlon
	113	R. Tocchet	Nov. 20	New Jersey 1 at FLYERS 7	S. Burke
	114	D. Smith	Dec. 10	Chicago 4 at FLYERS 6	J. Waite (2), D. Pang (1)
	115	R. Tocchet	Dec. 17	FLYERS 7 at Toronto 1	J. Reese (2), A. Bester (1)
	116	T. Kerr	Jan. 21	FLYERS 7 at Winnipeg 3	E. Reddick
	117	T. Kerr	Feb. 22	FLYERS 6 at NY Rangers 4	B. Froese
	118	T. Kerr (b,c)	Apr. 19	FLYERS 4 at Pittsburgh 2	T. Barrasso
1989-90 (3)	119	R. Tocchet	Oct. 8	FLYERS 3 at Winnipeg 5	T. Draper
	120	T. Horacek	Dec. 30	FLYERS 6 at Los Angeles 3	K. Hrudey (2), M. Gosselin (1)
	121	R. Tocchet (d)	Jan. 25	Winnipeg 6 at FLYERS 8	B. Essensa (3), ENG (1)
1990-91 (2)	122	R. Tocchet	Jan. 24	Washington 1 at FLYERS 6	M. Liut
	123	P. Eklund	Mar. 23	NY Rangers 4 at FLYERS 7	M. Richter
1991-92 (1)	124	S. Duchesne	Dec. 19	NY Islanders 2 at FLYERS 6	G. Healy (2), ENG (1)
1992-93 (8)	125	G. Paslawski	Oct. 24	Montreal 7 at FLYERS 6	A. Racicot
	126	E. Lindros	Nov. 15	Ottawa 2 at FLYERS 7	P. Sidorkiewicz
	127	E. Lindros	Dec. 26	FLYERS 5 at Washington 5	J. Hrivnak (2), D. Beaupre (1)
	128	R. Brind'Amour	Dec. 29	FLYERS 10 at Los Angeles 2	K. Hrudey (1), R. Stauber (2)
	129	K. Dineen	Jan. 7	Washington 2 at FLYERS 8	J. Hrivnak (2), O. Kolzig (1)

# FLYERS ALL-TIME REGULAR SEASON HAT TRICKS 1967-2009

YEAR	NO.	PLAYER	DATE	SCORE	GOALTENDERS
	130	K. Dineen	Feb. 9	Ottawa 1 at FLYERS 8	P. Sidorkiewicz (1), D. Berthiaume (2)
	131	E. Lindros	Mar. 24	FLYERS 5 at NY Rangers 4	J. Vanbiesbrouck
	132	K. Dineen	Apr. 15	FLYERS 7 at Buffalo 4	G. Fuhr (1), D. Hasek (2)
1993-94 (5)	133	K. Dineen (d)	Oct. 31	FLYERS 9 at Chicago 6	E. Belfour
	134	K. Dineen	Nov. 24	Montreal 2 at FLYERS 9	A. Racicot (2), P. Roy (1)
	135	V. Butsayev	Dec. 2	FLYERS 6 at Vancouver 3	K. Whitmore
	136	E. Lindros	Jan. 19	St. Louis 3 at FLYERS 8	J. Hrivnak
	137	M. Renberg (c)	Feb. 15	FLYERS 6 at San Jose 4	A. Irbé
1994-95 (7)	138	J. Beranek	Feb. 2	NY Islanders 5 at FLYERS 4 (OT)	J. McLennan
	139	J. LeClair	Feb. 14	FLYERS 5 at Tampa Bay 2	D. Puppá
	140	E. Lindros	Feb. 23	FLYERS 6 at Quebec 6	S. Fiset
	141	J. LeClair	Feb. 25	FLYERS 7 at Montreal 0	P. Roy
	142	E. Lindros	Mar. 18	FLYERS 4 at Florida 3 (OT)	J. Vanbiesbrouck
	143	E. Lindros	Mar. 20	Montreal 4 at FLYERS 8	P. Roy
	144	J. LeClair (b)	May 21	NY Rangers 4 at FLYERS 5 (OT)	M. Richter
1995-96 (3)	145	E. Lindros	Feb. 3	FLYERS 7 at St. Louis 3	G. Fuhr (2), B. Racine (1)
	146	J. LeClair	Mar. 17	San Jose 2 at FLYERS 8	G. Sarjeant
	147	J. LeClair (c)	Mar. 31	Pittsburgh 1 at FLYERS 4	T. Barraso
1996-97 (6)	148	D. Hawerchuk	Nov. 21	Pittsburgh 3 at FLYERS 7	K. Wregget
	149	J. LeClair (d)	Feb. 6	Montreal 5 at FLYERS 9	T. Vokoun (2), J. Theodore (2)
	150	J. LeClair	Feb. 26	FLYERS 8 at Ottawa 5	R. Tugnutt (2), M. Bales (1)
	151	T. Klatt	Mar. 1	FLYERS 5 at Boston 5	B. Ranford
	152	E. Lindros (d)	Mar. 19	FLYERS 6 at Toronto 3	F. Potvin
	153	E. Lindros (b)	May 20	FLYERS 6 at NY Rangers 3	M. Richter (2), ENG (1)
1997-98 (3)	154	J. LeClair	Oct. 11	FLYERS 6 at Montreal 2	A. Moog
	155	E. Lindros	Dec. 11	NY Islanders 3 at FLYERS 4	T. Salo
	156	A. Daigle	Mar. 14	Detroit 1 at FLYERS 6	C. Osgood
1998-99 (2)	157	J. LeClair (c)	Oct. 16	FLYERS 5 at Tampa Bay 2	D. Puppá
	158	J. LeClair (d)	Nov. 29	Vancouver 2 at FLYERS 6	G. Snow
1999-00 (2)	159	E. Lindros	Dec. 9	Toronto 2 at FLYERS 4	G. Healy
	160	A. Delmore (b)	May 7	Pittsburgh 3 at FLYERS 6	R. Tugnutt (2), P. Skudra (1)
2000-01 (2)	161	J. LeClair	Dec. 6	Tampa Bay 3 at FLYERS 6	D. Cloutier
	162	K. Primeau	Mar. 8	Calgary 2 at FLYERS 5	F. Brathwaite (2), ENG (1)
2001-02 (3)	163	M. Recchi	Oct. 20	Washington 3 at FLYERS 6	O. Kolzig (2), C. Billington (1)
	164	J. Dopita (d)	Jan. 8	Atlanta 4 at FLYERS 7	M. Hnilecka (2), D. Rhodes (2)
	165	S. Gagne	Mar. 2	FLYERS 5 at NY Rangers 6	M. Richter
2002-03 (2)	166	M. Recchi	Oct. 12	FLYERS 5 at Calgary 4	R. Turek
	167	J. LeClair (d)	Oct. 15	FLYERS 6 at Montreal 2	J. Theodore
2003-04 (1)	168	K. Primeau (b)	May 2	Toronto 2 at FLYERS 7	E. Belfour (2), T. Kidd (1)
2005-06 (2)	169	S. Gagne	Nov. 5	Atlanta 3 at FLYERS 4	M. Dunham
	170	M. Richards	Feb. 8	NY Islanders 2 at FLYERS 5	G. Snow (2), ENG (1)
2006-07 (0)	None				
2007-08 (7)	171	D. Briere	Nov. 21	FLYERS 6 at Carolina 3	C. Ward
	172	J. Lupul	Dec. 11	Pittsburgh 2 at FLYERS 8	D. Sabourin (2), T. Conklin
	173	R.J. Umberger	Dec. 11	Pittsburgh 2 at FLYERS 8	D. Sabourin (2), T. Conklin
	174	J. Lupul	Dec. 15	Carolina 6 at FLYERS 5	J. Grahame
	175	S. Hartnell (c)	Jan. 10	FLYERS 6 at NY Rangers 2	H. Lundqvist
	176	S. Hartnell	Jan. 19	FLYERS 5 at NY Islanders 3	R. DiPietro
	177	M. Knuble (c)	Feb. 2	Anaheim 0 at FLYERS 3	J. Hiller
2008-09 (3)	178	S. Hartnell	Dec. 11	Carolina at FLYERS	M. Leighton
	179	S. Hartnell	Dec. 20	Washington at FLYERS	J. Theodore
	180	J. Carter	Apr. 3	Toronto at FLYERS	M. Gerber

NOTE: The Flyers' all-time "hat trick game" record is 161-10-9; 104-6-3 at home, 57-4-6 on the road.

(a) Game played in Quebec, (b) Playoffs, (c) Natural hat trick, (d) Four goals, (e) Five goals.

# ALL-TIME REGULAR SEASON HAT TRICKS VS FLYERS 1967-2009

YEAR	NO.	PLAYER	DATE	SCORE	GOALTENDERS
1967-68 (2)	1	W. Connelly	Jan. 10	FLYERS 4 at Minnesota 6	Favell
	2	F. Smith (a)	Mar. 17	Toronto 4 at FLYERS 7	Parent
1968-69 (4)	3	R. Berenson (e)	Nov. 7	St. Louis 8 at FLYERS 0	Favell
	4	E. Joyal	Dec. 4	FLYERS 1 at Los Angeles 3	Parent
	5	Y. Cournoyer	Jan. 25	FLYERS 3 at Montreal 6	Parent
	6	J. Pappin	Jan. 30	Chicago 12 at FLYERS 0	Favell (1), Parent (2)
1969-70 (4)	7	R. Berenson	Nov. 1	FLYERS 0 at St. Louis 8	Parent (2), Favell (1)
	8	C. Koroll	Dec. 14	FLYERS 1 at Chicago 4	Favell
	9	A. Delvecchio	Jan. 3	Detroit 6 at FLYERS 1	Parent (1), Favell (2)
	10	R. Backstrom	Mar. 5	Montreal 5 at FLYERS 2	Parent
1970-71 (4)	11	P. Henderson	Dec. 26	FLYERS 1 at Toronto 9	Parent (2), Favell (1)
	12	M. Tardif	Dec. 27	Montreal 5 at FLYERS 2	Favell
	13	J. Bucyk	Jan. 3	Boston 4 at FLYERS 1	Favell
	14	J. Pappin (b)	Apr. 11	Chicago 6 at FLYERS 2	Gamble
1971-72 (5)	15	N. Ferguson	Oct. 13	FLYERS 5 at California 4	Gamble
	16	G. Unger	Oct. 30	FLYERS 4 at St. Louis 4	Gamble
	17	P. Esposito	Jan. 27	FLYERS 2 at Boston 4	Gamble (2), ENG (1)
	18	P. Esposito	Feb. 17	Boston 4 at FLYERS 1	Favell (2), ENG (1)
	19	Y. Cournoyer	Mar. 5	Montreal 4 at FLYERS 0	Taylor
1972-73 (1)	20	S. Vickers	Nov. 15	FLYERS 3 at NY Rangers 7	Belhumeur
1973-74 (1)	21	J. Lemaire	Oct. 25	Montreal 4 at FLYERS 0	Parent
1974-75 (0)		(None)			
1975-76 (3)	22	B. Nystrom	Dec. 30	FLYERS 2 at NY Islanders 6	Stephenson
	23	B. Clement	Jan. 27	FLYERS 4 at Atlanta 8	Taylor
	24	D. Sittler (b,d)	Apr. 22	FLYERS 5 at Toronto 8	Parent
	25	L. McDonald	Oct. 16	FLYERS 5 at Toronto 5	Parent
1976-77 (4)	26	B. Nystrom	Jan. 10	FLYERS 3 at NY Islanders 8	Parent
	27	E. Vail	Jan. 22	FLYERS 4 at Atlanta 4	Parent
	28	L. McDonald (b,c)	Apr. 17	FLYERS 6 at Toronto 5	Stephenson
	29	D. Sittler	Oct. 22	FLYERS 1 at Toronto 6	Stephenson (2), Parent (1)
1977-78 (2)	30	B. Schmutz	Dec. 23	FLYERS 1 at Boston 6	Stephenson
	31	J. Pronovost	Dec. 16	FLYERS 2 at Atlanta 7	Parent
	32	U. Nilsson	Jan. 21	FLYERS 5 at NY Rangers 5	Parent
	33	I. Boldirev	Mar. 15	Atlanta 4 at FLYERS 5	Stephenson
	34	S. Payne	Mar. 21	FLYERS 3 at Minnesota 7	Stephenson
	35	M. Fidler	Mar. 21	FLYERS 3 at Minnesota 7	Stephenson
	36	M. Bossy (c)	Apr. 7	FLYERS 2 at NY Islanders 9	Stephenson (3), Moore (1)
	37	R. Duguay (b)	Apr. 20	FLYERS 2 at NY Rangers 4	Peeters
1979-80 (1)	38	P. Gardner (c)	Dec. 13	FLYERS 6 at Pittsburgh 5	Myre
	39	S. Christoff	Jan. 22	Minnesota 4 at FLYERS 5	Peeters
	40	M. Tremblay	Jan. 24	FLYERS 3 at Montreal 6	Peeters
	41	W. Miller	Feb. 8	Hartford 6 at FLYERS 6	Myre
1980-81 (7)	42	W. Gretzky (c)	Mar. 7	Edmonton 5 at FLYERS 3	St. Croix
	43	D. Gare	Mar. 8	FLYERS 4 at Buffalo 8	Peeters
	44	M. Gartner	Mar. 24	Washington 5 at FLYERS 2	Peeters
	45	K. Acton	Oct. 27	FLYERS 2 at Montreal 11	Peeters
	46	S. Smyl	Oct. 31	Vancouver 8 at FLYERS 4	Peeters
	47	R. Duguay	Nov. 5	NY Rangers 6 at FLYERS 2	St. Croix
	48	P. Gardner	Nov. 7	FLYERS 2 at Pittsburgh 7	Lindbergh
	49	T. Tookey	Nov. 21	FLYERS 4 at Washington 10	St. Croix
	50	D. Maruk	Nov. 21	FLYERS 4 at Washington 10	St. Croix
	51	W. Gretzky (d)	Dec. 30	FLYERS 5 at Edmonton 7	Peeters (4), ENG (1)
	52	B. Trottier	Jan. 7	NY Islanders 5 at FLYERS 4	St. Croix
	53	D. Lever	Jan. 26	FLYERS 4 at Colorado 7	Peeters
	54	W. Gretzky	Jan. 31	FLYERS 4 at Edmonton 7	St. Croix
	55	B. Trottier (d)	Feb. 13	FLYERS 2 at NY Islanders 8	Peeters
1981-82 (14)	56	K. Nilsson	Feb. 27	FLYERS 9 at Calgary 8	Peeters
	57	W. Lindstrom (d)	Mar. 2	Winnipeg 7 at FLYERS 6	Peeters
	58	R. Ruotsalainen	Mar. 17	FLYERS 2 at NY Rangers 5	Lindbergh

# ALL-TIME REGULAR SEASON HAT TRICKS VS FLYERS 1967-2009

YEAR	NO.	PLAYER	DATE	SCORE	GOALTENDERS
1982-83 (3)	59	B. Pederson	Dec. 5	FLYERS 4 at Boston 6	Lindbergh
	60	B. Stoughton	Dec. 11	FLYERS 4 at Hartford 7	Lindbergh
	61	M. Hallin	Mar. 19	FLYERS 2 at NY Islanders 9	Froese
1983-84 (3)	62	R. Vaive	Oct. 23	Toronto 5 at FLYERS 8	Lindbergh
	63	B. MacLellan (c)	Nov. 3	Los Angeles 6 at FLYERS 5	Lindbergh
	64	B. Gustafsson (d)	Jan. 8	Washington 7 at FLYERS 1	Lindbergh
1984-85 (1)	65	W. Gretzky (b)	May 25	FLYERS 3 at Edmonton 4	Lindbergh
1985-86 (3)	66	P. Gagne	Oct. 10	New Jersey 6 at FLYERS 5	Lindbergh
	67	W. Gretzky	Dec. 31	FLYERS 3 at Edmonton 4	Froese
	68	P. Verbeek	Mar. 8	FLYERS 3 at New Jersey 7	Jensen (1), Froese (2)
1986-87 (2)	69	S. Burr	Nov. 13	Detroit 5 at FLYERS 7	Hextall
	70	M. Bossy	Nov. 29	FLYERS 6 at NY Islanders 5	Hextall
1987-88 (3)	71	P. Verbeek	Jan. 10	New Jersey 7 at FLYERS 5	Laforest
	72	H. Loob (c)	Mar. 3	FLYERS 3 at Calgary 6	Hextall
	73	G. Anderson (c)	Mar. 4	FLYERS 4 at Edmonton 7	Laforest
1988-89 (7)	74	M. Lemieux	Oct. 18	FLYERS 2 at Pittsburgh 4	Hextall
	75	S. Yzerman	Nov. 4	FLYERS 4 at Detroit 3	Laforest
	76	S. Yzerman	Nov. 12	Detroit 5 at FLYERS 4	Hextall
	77	B. Nicholls	Nov. 22	Los Angeles 6 at FLYERS 1	Hextall
	78	M. Ridley	Dec. 6	FLYERS 3 at Washington 4	Laforest
	79	G. Leeman	Mar. 19	Toronto 6 at FLYERS 8	Wregget
	80	M. Lemieux (b,d)	Apr. 25	FLYERS 7 at Pittsburgh 10	Hextall (4), ENG (1)
	81	S. Turgeon	Oct. 5	New Jersey 6 at FLYERS 2	Wregget
1989-90 (6)	82	A. Secord	Jan. 11	Chicago 5 at FLYERS 4	Wregget
	83	G. Courttnall	Jan. 28	FLYERS 2 at Washington 7	Wregget (2), Peeters (1)
	84	T. Tanti	Jan. 30	FLYERS 6 at Pittsburgh 3	Wregget
	85	J. Cullen	Feb. 20	FLYERS 4 at Pittsburgh 6	Wregget (2), ENG (1)
	86	M. Messier (c)	Mar. 3	FLYERS 3 at Edmonton 5	Hextall
	87	P. LaFontaine	Oct. 27	FLYERS 2 at NY Islanders 5	Hextall (2), Wregget (1)
1990-91 (2)	88	M. Lemieux	Mar. 26	Pittsburgh 3 at FLYERS 1	Peeters
	89	K. Stevens (c)	Nov. 29	Pittsburgh 9 at FLYERS 3	Wregget (3), Roussel (1)
1991-92 (2)	90	D. Hunter	Mar. 20	FLYERS 7 at Washington 6	Hextall
	91	V. Prokhorov	Oct. 31	FLYERS 4 at St. Louis 6	Roussel (2), Beauregard (1)
1992-93 (3)	92	M. Lemieux (c)	Mar. 20	FLYERS 3 at Pittsburgh 9	Soderstrom (2), Roussel (1)
	93	E. Olczyk	Mar. 24	FLYERS 5 at NY Rangers 4	Soderstrom
	94	K. Tkachuk	Oct. 23	Winnipeg 9 at FLYERS 6	Soderstrom
1993-94 (2)	95	T. Fleury	Mar. 31	Calgary 4 at FLYERS 1	Soderstrom (2), ENG (1)
	96	C. Neely	Jan. 22	FLYERS 1 at Boston 4	Roussel
1994-95 (1)	97	M. Lemieux	Jan. 27	FLYERS 4 at Pittsburgh 7	Snow (2), Hextall (1)
	98	P. Forsberg	Feb. 11	Colorado 5 at FLYERS 3	Hextall
1996-97 (1)	99	W. Gretzky (b)	May 18	NY Rangers 5 at FLYERS 4	Snow
1997-98 (2)	100	Z. Palffy	Jan. 28	FLYERS 1 at NY Islanders 6	Snow
	101	R. McKay	Mar. 24	FLYERS 2 at New Jersey 3	Hextall
1998-99 (3)	102	P. Bure	Jan. 26	Florida 3 at FLYERS 3	Vanbiesbrouck
	103	P. Nedved	Feb. 28	FLYERS 5 at NY Rangers 6	Vanbiesbrouck
	104	A. Yashin	Mar. 4	Ottawa 5 at FLYERS 0	Pelletier
1999-00 (2)	105	P. Bondra	Oct. 12	FLYERS 4 at Washington 5	Vanbiesbrouck
	106	B. Savage	Oct. 14	Montreal 5 at FLYERS 4	Boucher
2000-01 (3)	107	A. Kovalev	Nov. 8	FLYERS 2 at Pittsburgh 5	Boucher
	108	S. Konowalchuk	Nov. 18	Washington 3 at FLYERS 5	Boucher
	109	A. Kovalev	Feb. 7	FLYERS 4 at Pittsburgh 9	Cechmanek (2), Boucher (1)
2001-02 (3)	110	O. Petrov	Jan. 14	FLYERS 5 at Montreal 3	Boucher
	111	P. Kariya	Feb. 6	FLYERS 4 at Anaheim 5	Boucher
	112	E. Lindros	Mar. 2	FLYERS 5 at NY Rangers 6	Cechmanek (1), Boucher (2)
2002-03 (2)	113	D. Heatley	Jan. 13	Atlanta 7 at FLYERS 4	Esche (2), Cechmanek (1)
	114	A. Mogilny (b)	Apr. 9	Toronto 5 at FLYERS 3	Cechmanek (2), ENG (1)
2003-04 (1)	115	F. Modin	Jan. 3	FLYERS 1 at Tampa Bay 6	Esche



# ALL-TIME REGULAR SEASON HAT TRICKS VS FLYERS 1967-2009

YEAR	NO.	PLAYER	DATE	SCORE	GOALTENDERS
2005-06 (9)	116	E. Staal	Oct. 28	FLYERS 6 at Carolina 8	Niittymäki
	117	V. Prospal	Nov. 14	FLYERS 2 at Tampa Bay 5	Esche (2), ENG (1)
	118	J. Blake	Nov. 26	NY Islanders 4 at FLYERS 2	Niittymäki (2), ENG (1)
	119	J. Bulis	Jan. 25	Montreal 5 at FLYERS 3	Esche
	120	F. Modin	Jan. 28	Tampa Bay 6 at FLYERS 0	Niittymäki
	121	M. Ryder	Feb. 5	FLYERS 0 at Montreal 5	Niittymäki
	122	J. Jagr	Mar. 22	FLYERS 6 at NY Rangers 3	Esche
	123	J-P Dumont (b)	Apr. 24	FLYERS 2 at Buffalo 8	Esche (2), Niittymäki (1)
	124	J. Pominville (b)	Apr. 24	FLYERS 2 at Buffalo 8	Esche (1), Niittymäki (2)
	125	S. Crosby	Oct. 28	Pittsburgh 8 at FLYERS 2	Niittymäki (2), Esche (1)
2006-07 (3)	126	M. Straka	Jan. 4	FLYERS 2 at NY Rangers 3	Esche
2007-08 (0)	127	J. Blake	Feb. 27	FLYERS 5 at NY Islanders 6	Niittymäki
2008-09 (0)		(None)			
2008-09 (0)		(None)			

(a) Game played in Quebec, (b) Playoffs, (c) Four goals, (d) Five goals, (e) Six goals

# FLYERS ALL-TIME REGULAR SEASON SHUTOUTS 1967-2009

FLYERS					FLYERS							
YEAR	NO.	DATE	OPPONENT	SCORE	GOALIE	YEAR	NO.	DATE	OPPONENT	SCORE	GOALIE	
1967-68 (8)	1	Oct.19	PITTSBURGH	1-0	Favell	1976-77 (8)	55	Oct. 10	LOS ANGELES	1-0	Parent	
	2	Dec. 8	Los Angeles	3-0	Favell		56	Oct. 28	PITTSBURGH	3-0	Parent	
	3	Dec. 16	St. Louis	1-0	Parent		57	Nov. 16	DETROIT	2-0	Parent	
	4	Dec. 21	MINNESOTA	6-0	Parent		58	Dec. 18	St. Louis	2-0	Parent	
	5	Dec. 30	Los Angeles	2-0	Favell		59	Dec. 30	Los Angeles	2-0	Stephenson	
	6	Mar. 10	MINNESOTA	2-0	Parent		60	Jan. 27	St. Louis	2-0	Stephenson	
	7	Mar. 14	LOS ANGELES	0-0	Parent		61	Feb. 3	CHICAGO	6-0	Parent	
	8	Mar. 28	ST. LOUIS	2-0	Favell		62	Mar. 13	PITTSBURGH	4-0	Stephenson	
1968-69 (2)	9	Oct. 17	PITTSBURGH	3-0	Parent	1977-78 (10)	63	Oct. 16	ST. LOUIS	7-0	Stephenson	
	10	Nov. 9	Pittsburgh	3-0	Favell		64	Oct. 20	PITTSBURGH	11-0	Parent	
1969-70 (4)	11	Oct. 26	ST. LOUIS	0-0	Parent		65	Nov. 13	DETROIT	3-0	Stephenson	
	12	Dec. 21	PITTSBURGH	4-0	Parent		66	Nov. 20	ATLANTA	4-0	Parent	
	13	Jan. 24	Minnesota	6-0	Favell		67	Nov. 27	LOS ANGELES	2-0	Stephenson	
	14	Jan. 25	ST. LOUIS	2-0	Parent		68	Nov. 29	Vancouver	3-0	Parent	
1970-71 (4)	15	Oct. 17	Pittsburgh	0-0	Parent		69	Dec. 21	Cleveland	4-0	Parent	
	16	Dec. 4	California	4-0	Parent		70	Feb. 2	COLORADO	3-0	Parent	
	17	Jan. 14	TORONTO	3-0	Favell		71	Feb. 6	ST. LOUIS	2-0	Parent	
	18	Feb. 17	Los Angeles	4-0	Favell		72	Apr. 6	NY RANGERS	3-0	Parent	
1971-72 (7)	19	Oct. 16	Los Angeles	1-0	Favell	1978-79 (8)	73	Oct. 26	TORONTO	5-0	Parent	
	20	Nov. 18	LOS ANGELES	2-0	Gamble		74	Nov. 12	Vancouver	4-0	Parent	
	21	Dec. 5	CALIFORNIA	3-0	Favell		75	Nov. 30	ST. LOUIS	3-0	Stephenson	
	22	Dec. 16	BUFFALO	5-0	Favell		76	Dec. 10	NY Rangers	4-0	Parent	
	23	Jan. 30	PITTSBURGH	4-0	Gamble		77	Jan. 7	LOS ANGELES	3-0	Parent	
1972-73 (3)	24	Mar. 2	MINNESOTA	3-0	Favell		78	Mar. 6	COLORADO	5-0	Moore	
	25	Mar. 25	CALIFORNIA	3-0	Favell		79	Mar. 14	Chicago	4-0	Stephenson	
	26	Feb. 25	California	7-0	Favell		80	Mar. 29	VANCOUVER	5-0	Moore	
	27	Mar. 4	TORONTO	10-0	Favell	1979-80 (1)	81	Feb. 2	Pittsburgh	4-0	Peeters	
	28	Mar. 22	VANCOUVER	9-0	Favell		82	Oct. 28	CALGARY	8-0	Peeters	
1973-74 (12)	29	Oct. 11	TORONTO	2-0	Parent		1980-81 (4)	83	Dec. 18	COLORADO	2-0	St. Croix
	30	Oct. 13	NY Islanders	6-0	Parent			84	Jan. 21	Pittsburgh	5-0	Peeters
	31	Oct. 27	Pittsburgh	6-0	Parent	85		Mar. 30	NY Rangers	0-0	St. Croix	
	32	Nov. 1	CHICAGO	1-0	Parent	1981-82 (0)	None					
	33	Nov. 4	PITTSBURGH	7-0	Parent		1982-83 (7)	86	Nov. 27	Los Angeles	4-0	Lindbergh
	34	Nov. 24	St. Louis	1-0	Parent			87	Dec. 4	Pittsburgh	0-0	Lindbergh
	35	Dec. 16	NY ISLANDERS	4-0	Parent			88	Jan. 16	NY Rangers	4-0	Froese
	36	Jan. 13	ATLANTA	1-0	Parent			89	Jan. 22	NY Islanders	1-0	Froese
	37	Jan. 19	LOS ANGELES	2-0	Parent			90	Feb. 5	Los Angeles	2-0	Lindbergh
	38	Jan. 25	California	5-0	Parent			91	Feb. 20	NEW JERSEY	3-0	Froese
	39	Mar. 3	MONTREAL	6-0	Parent			92	Feb. 27	NY ISLANDERS	2-0	Froese
40	Apr. 4	NY ISLANDERS	4-0	Parent	1983-84 (3)	93		Dec. 22	NEW JERSEY	5-0	Lindbergh	
1974-75 (13)	41	Nov. 2	Montreal	3-0		Parent	94	Jan. 19	NEW JERSEY	2-0	Froese	
	42	Nov. 7	MINNESOTA	2-0		Parent	95	Feb. 5	TORONTO	7-0	Froese	
	43	Nov. 10	CALIFORNIA	3-0	Parent	1984-85 (3)	96	Nov. 9	ST. LOUIS	6-0	Lindbergh	
	44	Dec. 1	KANSAS CITY	10-0	Parent		97	Mar. 30	NY RANGERS	3-0	Froese	
	45	Dec. 12	MINNESOTA	6-0	Parent		98	Apr. 4	NY ISLANDERS	3-0	Lindbergh	
	46	Dec. 22	PITTSBURGH	4-0	Parent	1985-86 (8)	99	Oct. 24	HARTFORD	3-0	Lindbergh	
	47	Jan. 1	Vancouver	2-0	Parent		100	Nov. 21	HARTFORD	3-0	Froese	
	48	Jan. 16	WASHINGTON	4-0	Parent		101	Dec. 7	NY RANGERS	4-0	Froese	
	49	Feb. 1	BUFFALO	6-0	Parent		102	Jan. 9	WASHINGTON	4-0	Jensen	
	50	Mar. 1	KANSAS CITY	3-0	Stephenson		103	Jan. 12	CALGARY	3-0	Froese	
	51	Mar. 13	PITTSBURGH	6-0	Parent		104	Jan. 25	St. Louis	1-0	Jensen	
	52	Mar. 16	LOS ANGELES	3-0	Parent		105	Feb. 12	Buffalo	4-0	Froese	
	53	Mar. 22	MINNESOTA	4-0	Parent		106	Mar. 13	WASHINGTON	2-0	Froese	
	54	Nov. 2	KANSAS CITY	10-0	Stephenson		107	Jan. 6	NEW JERSEY	4-0	Hexall	
	1975-76 (1)						1986-87 (1)	108	Mar. 26	WINNIPEG	6-0	Laforest
					None							
					109	Feb. 15		TORONTO	3-0	Peeters		

# FLYERS ALL-TIME REGULAR SEASON SHUTOUTS 1967-2009

FLYERS						FLYERS					
YEAR	NO.	DATE	OPPONENT	SCORE	GOALIE	YEAR	NO.	DATE	OPPONENT	SCORE	GOALIE
1990-91 (1)	110	Nov. 11	VANCOUVER	2-0	Peeters	2000-01 (11)	158	Oct. 26	NY RANGERS	3-0	Boucher
1991-92 (4)	111	Dec. 21	Minnesota	3-0	Hexall	159	Nov. 4	BUFFALO	3-0	Cechmanek	
	112	Feb. 8	Quebec	3-0	Hexall	160	Nov. 9	EDMONTON	2-0	Cechmanek	
	113	Feb. 27	Calgary	3-0	Roussel	161	Jan. 12	Tampa Bay	3-0	Cechmanek	
	114	Mar. 1	San Jose	1-0	Hexall	162	Jan. 22	LOS ANGELES	3-0	Cechmanek	
1992-93 (6)	115	Jan. 10	EDMONTON	4-0	Soderstrom	163	Feb. 1	NY ISLANDERS	2-0	Cechmanek	
	116	Feb. 11	MONTREAL	0-0	Soderstrom	164	Feb. 19	CAROLINA	4-0	Cechmanek	
	117	Mar. 5	Washington	3-0	Soderstrom	165	Feb. 24	TAMPA BAY	0-0	Cechmanek	
	118	Apr. 4	TORONTO	4-0	Soderstrom	166	Mar. 1	BUFFALO	2-0	Cechmanek	
	119	Apr. 10	Toronto	4-0	Soderstrom	167	Mar. 15	MINNESOTA	3-0	Cechmanek	
	120	Apr. 12	NY RANGERS	1-0	Roussel	168	Mar. 31	DETROIT	1-0	Cechmanek	
1993-94 (3)	121	Oct. 15	Washington	3-0	Roussel	2001-02 (7)	169	Oct. 30	Washington	3-0	Boucher
	122	Nov. 26	TAMPA BAY	3-0	Soderstrom	170	Oct. 31	PITTSBURGH	3-0	Boucher	
	123	Dec. 27	Buffalo	2-0	Soderstrom	171	Nov. 15	WASHINGTON	5-0	Boucher/ Cechmanek	
1994-95 (2)	124	Feb. 25	Montreal	7-0	Hexall	172	Dec. 1	TAMPA BAY	2-0	Cechmanek	
	125	May 2	NY Islanders	2-0	Roussel	173	Jan. 19	Toronto	3-0	Cechmanek	
1995-96 (5)	126	Oct. 14	NY Islanders	3-0	Roussel	174	Feb. 9	St. Louis	5-0	Cechmanek	
	127	Dec. 14	TAMPA BAY	4-0	Hexall	175	Feb. 27	New Jersey	1-0	Cechmanek	
	128	Mar. 16	WINNIPEG	3-0	Hexall	2002-03 (8)	176	Dec. 14	BUFFALO	2-0	Esche
	129	Mar. 23	Toronto	4-0	Hexall		177	Jan. 3	Anaheim	1-0	Esche
130	Mar. 25	HARTFORD	3-0	Hexall	178		Jan. 9	NY Islanders	4-0	Cechmanek	
1996-97 (7)	131	Oct. 22	ANAHEIM	3-0	Hexall		179	Feb. 20	LOS ANGELES	5-0	Cechmanek
	132	Dec. 14	Hartford	4-0	Snow		180	Feb. 25	Chicago	2-0	Cechmanek
	133	Dec. 15	BOSTON	6-0	Hexall	181	Mar. 4	VANCOUVER	3-0	Cechmanek	
	134	Dec. 19	NY ISLANDERS	5-0	Snow	182	Mar. 29	PITTSBURGH	3-0	Cechmanek	
	135	Dec. 21	ST. LOUIS	4-0	Hexall	183	Apr. 1	COLUMBUS	4-0	Cechmanek	
	136	Mar. 9	WASHINGTON	5-0	Hexall	2003-04 (7)	184	Oct. 9	BUFFALO	2-0	Hackett
	137	Mar. 23	COLORADO	2-0	Hexall		185	Oct. 16	San Jose	0-0	Hackett
1997-98 (6)	138	Nov. 11	OTTAWA	1-0	Hexall		186	Oct. 27	MONTREAL	5-0	Esche
	139	Dec. 14	TAMPA BAY	3-0	Hexall		187	Nov. 15	ATLANTA	4-0	Hackett
	140	Dec. 20	FLORIDA	2-0	Snow		188	Jan. 17	Toronto	4-0	Esche
	141	Dec. 31	Vancouver	8-0	Hexall	189	Mar. 20	NY RANGERS	3-0	Esche	
	142	Jan. 20	BUFFALO	3-0	Hexall	190	Apr. 1	Montreal	2-0	Burke	
	143	Apr. 2	LOS ANGELES	3-0	Burke	2005-06 (3)	191	Dec. 6	CALGARY	1-0	Niittymaki (OT)
1998-99 (7)	144	Oct. 9	NY Rangers	1-0	Vanbiesbrouck		192	Jan. 2	Boston	1-0	Niittymaki
	145	Dec. 12	Toronto	3-0	Vanbiesbrouck	193	Mar. 15	Florida	4-0	Esche	
	146	Jan. 7	NY ISLANDERS	5-0	Vanbiesbrouck	2006-07 (1)	194	Oct. 30	CHICAGO	3-0	Esche
	147	Jan. 9	CAROLINA	2-0	Hexall/ Vanbiesbrouck		195	Oct. 16	ATLANTA	4-0	Biron
	148	Jan. 11	NASHVILLE	8-0	Vanbiesbrouck	2007-08 (6)	196	Oct. 18	NEW JERSEY	4-0	Biron
	149	Jan. 13	Washington	3-0	Vanbiesbrouck		197	Dec. 30	Florida	1-0	Niittymaki
	150	Jan. 18	Ottawa	5-0	Vanbiesbrouck		198	Feb. 2	ANAHEIM	3-0	Biron
1999-00 (7)	151	Oct. 20	NY RANGERS	5-0	Vanbiesbrouck	199	Apr. 4	NEW JERSEY	3-0	Biron	
	152	Oct. 22	NY Rangers	2-0	Vanbiesbrouck	200	Apr. 6	PITTSBURGH	2-0	Biron	
	153	Oct. 24	FLORIDA	2-0	Vanbiesbrouck	2008-09 (3)	201	Oct. 28	Atlanta	7-0	Niittymaki
	154	Dec. 18	TAMPA BAY	4-0	Boucher		202	Nov. 21	Buffalo	3-0	Biron
	155	Mar. 4	Boston	3-0	Boucher		203	Feb. 25	LOS ANGELES	2-0	Biron
	156	Mar. 21	Nashville	2-0	Boucher						
	157	Apr. 8	BOSTON	3-0	Boucher						

## HOME GAMES IN CAPS

For Flyers shutouts in the Playoffs, see Flyers Playoff Section

# ALL-TIME REGULAR SEASON SHUTOUTS VS FLYERS 1967-2009

YEAR	NO.	DATE	OPPONENT	SCORE	OPP. GOALIE
1967-68 (9)	1	Nov. 15	Pittsburgh	5-0	H. Bassen
	2	Dec. 10	CHICAGO	3-0	D. DeJordy
	3	Jan. 25	MINNESOTA	3-0	C. Maniago
	4	Jan. 28	LOS ANGELES	2-0	T. Sawchuk
	5	Feb. 14	Oakland	4-0	G. Smith/ C. Hodge
	6	Mar. 2	NY Rangers	4-0	E. Giacomini
	7	Mar. 14	LOS ANGELES	0-0	T. Sawchuk
	8	Mar. 27	St. Louis	3-0	G. Hall
	9	Mar. 30	PITTSBURGH	2-0	L. Binkley
1968-69 (10)	10	Nov. 7	ST. LOUIS	8-0	J. Plante
	12	Nov. 21	MONTREAL	3-0	G. Worsley
	13	Nov. 30	St. Louis	1-0	G. Hall
	14	Dec. 6	Oakland	4-0	G. Smith
	15	Dec. 12	TORONTO	1-0	J. Bower
	16	Dec. 14	Montreal	1-0	T. Esposito
	17	Jan. 16	MONTREAL	4-0	R. Vachon
	18	Jan. 30	CHICAGO	12-0	D. DeJordy
	19	Feb. 4	DETROIT	2-0	R. Edwards
	20	Feb. 15	CHICAGO	3-0	D. Dryden
1969-70 (8)	21	Oct. 11	Minnesota	4-0	C. Maniago
	22	Oct. 26	ST. LOUIS	0-0	J. Plante
	23	Nov. 1	St. Louis	8-0	J. Plante
	24	Dec. 20	St. Louis	3-0	J. Plante
	25	Jan. 31	CHICAGO	5-0	T. Esposito
	26	Mar. 21	Montreal	2-0	R. Vachon
	27	Apr. 2	ST. LOUIS	1-0	E. Wakely
	28	Apr. 4	MINNESOTA	1-0	G. Worsley
1970-71 (3)	29	Oct. 17	Pittsburgh	0-0	L. Binkley
	30	Dec. 12	BOSTON	1-0	G. Cheevers
	31	Dec. 18	California	1-0	G. Smith
1971-72 (7)	32	Oct. 21	LOS ANGELES	7-0	G. Edwards
	33	Nov. 3	Chicago	3-0	G. Smith
	34	Nov. 7	MINNESOTA	3-0	G. Worsley
1972-73 (3)	35	Dec. 9	NY RANGERS	5-0	G. Villeneuve
	36	Dec. 19	TORONTO	4-0	J. Plante
	37	Jan. 11	Detroit	5-0	A. Smith
	38	Mar. 5	MONTREAL	4-0	K. Dryden
	39	Oct. 14	Detroit	5-0	R. Edwards
	40	Jan. 7	Buffalo	2-0	D. Dryden
	41	Mar. 1	LOS ANGELES	2-0	R. Vachon
	42	Oct. 20	Los Angeles	3-0	R. Vachon
	43	Oct. 25	MONTREAL	4-0	W. Thomas
1973-74 (2)	44	Jan. 11	Montreal	6-0	M. Larocque
	45	Feb. 8	Minnesota	5-0	P. LoPresti
1974-75 (2)	46	Oct. 23	NY Islanders	3-0	G. Resch
	47	Jan. 18	Chicago	2-0	T. Esposito
1975-76 (3)	48	Apr. 4	NY Rangers	2-0	J. Davidson
	49	Oct. 7	NY ISLANDERS	3-0	G. Resch
	50	Nov. 13	Pittsburgh	1-0	D. Wilson
1976-77 (3)	51	Feb. 24	Buffalo	2-0	D. Edwards
	52	Dec. 18	MONTREAL	2-0	K. Dryden
	53	Feb. 23	Buffalo	4-0	D. Edwards
1977-78 (2)	54	Oct. 21	Toronto	2-0	M. Palmateer
	55	Nov. 1	Atlanta	3-0	D. Bouchard
	56	Nov. 28	Montreal	3-0	K. Dryden
1978-79 (4)	57	Jan. 16	Atlanta	5-0	D. Bouchard

YEAR	NO.	DATE	OPPONENT	SCORE	OPP. GOALIE
1979-80 (1)	58	Mar. 20	TORONTO	3-0	M. Palmateer
1980-81 (5)	59	Nov. 16	Boston	1-0	R. Vachon
	60	Dec. 21	WASHINGTON	6-0	M. Palmateer
	61	Feb. 5	BUFFALO	4-0	D. Edwards
	62	Mar. 30	NY Rangers	0-0	S. Baker
	63	Apr. 5	NY RANGERS	2-0	S. Baker
1981-82 (2)	64	Nov. 14	Toronto	4-0	V. Tremblay
	65	Feb. 21	BOSTON	1-0	M. Baron
1982-83 (1)	66	Dec. 4	Pittsburgh	0-0	D. Herron
1983-84 (1)	67	Jan. 27	Vancouver	4-0	R. Brodeur
1984-85 (1)	68	Dec. 26	Washington	6-0	P. Riggini
1985-86 (1)	69	Mar. 27	BUFFALO	1-0	J. Cloutier
	70	Dec. 6	Boston	5-0	B. Ranford
1986-87 (2)	71	Feb. 16	CALGARY	5-0	R. Lemelin
	72	Oct. 15	NY ISLANDERS	6-0	K. Hrudey
	73	Oct. 27	New Jersey	4-0	A. Chevrier
	74	Nov. 14	TORONTO	6-0	K. Wregget
	75	Dec. 30	Edmonton	6-0	G. Fuhr
	76	Jan. 31	Washington	1-0	P. Peeters (OT)
	77	Mar. 19	Pittsburgh	7-0	S. Guenette
	78	Mar. 22	BOSTON	3-0	A. Moog
1988-89 (1)	79	Jan. 26	WASHINGTON	1-0	C. Malarchuk
1989-90 (1)	80	Nov. 18	WINNIPEG	1-0	D. Berthiaume
1990-91 (6)	81	Dec. 8	Minnesota	7-0	B. Hayward
	82	Dec. 22	Hartford	1-0	D. Reaugh
1991-92 (3)	83	Feb. 2	HARTFORD	2-0	P. Sidorkiewicz
	84	Mar. 12	Los Angeles	6-0	K. Hrudey
	85	Mar. 16	Washington	6-0	D. Beaurpe
1992-93 (3)	86	Mar. 28	WASHINGTON	3-0	D. Beaurpe
	87	Oct. 19	MONTREAL	1-0	R. Melanson
	88	Oct. 25	Winnipeg	2-0	B. Essensa
1993-94 (5)	89	Jan. 23	WINNIPEG	1-0	S. Beaugregard
	90	Oct. 17	New Jersey	2-0	C. Terreri
	91	Dec. 23	PITTSBURGH	4-0	T. Barrasso
1994-95 (3)	92	Feb. 11	MONTREAL	0-0	A. Racicot
	93	Dec. 4	Calgary	6-0	M. Vernon
	94	Jan. 6	Dallas	8-0	D. Wakaluk
1995-96 (2)	95	Feb. 5	Boston	4-0	J. Casey
	96	Feb. 13	PITTSBURGH	3-0	T. Barrasso
1996-97 (2)	97	Feb. 25	NY Islanders	2-0	R. Hextall
	98	Feb. 6	Ottawa	3-0	D. Beaurpe
1997-98 (5)	99	Feb. 9	FLORIDA	3-0	J. Vanbiesbrouck
	100	Apr. 30	NY Rangers	2-0	G. Healy
	101	Jan. 13	NY Rangers	4-0	G. Healy
1998-99 (4)	102	Mar. 3	Washington	3-0	J. Carey
	103	Oct. 13	CALGARY	1-0	T. Kidd
	104	Nov. 26	Boston	2-0	B. Ranford
1999-00 (3)	105	Oct. 27	NEW JERSEY	5-0	M. Brodeur
	106	Nov. 20	SAN JOSE	3-0	M. Vernon
	107	Dec. 3	BOSTON	3-0	B. Dafeo
2000-01 (3)	108	Jan. 24	Detroit	1-0	C. Osgood
	109	Feb. 4	Dallas	1-0	R. Turek
	110	Dec. 4	Buffalo	3-0	D. Hasek
2001-02 (3)	111	Mar. 4	OTTAWA	5-0	D. Rhodes
	112	Mar. 13	Pittsburgh	4-0	P. Skudra
	113	Apr. 3	Boston	3-0	B. Dafeo

# ALL-TIME REGULAR SEASON SHUTOUTS VS FLYERS 1967-2009

YEAR	NO.	DATE	OPPONENT	SCORE	OPP. GOALIE	YEAR	NO.	DATE	OPPONENT	SCORE	OPP. GOALIE
1999-00 (6)	114	Oct. 2	OTTAWA	3-0	P. Lalime	2003-04 (4)	135	Oct. 16	San Jose	0-0	E. Nabokov
	115	Oct. 7	CAROLINA	2-0	A. Irbé		136	Oct. 21	Los Angeles	4-0	R. Cechmanek
	116	Jan. 14	Atlanta	1-0	N. Maracle		137	Dec. 13	NEW JERSEY	2-0	M. Brodeur
	117	Jan. 30	Washington	2-0	O. Kolzig		138	Jan. 10	EDMONTON	3-0	T. Salo
	118	Mar. 1	Dallas	2-0	E. Belfour	2005-06 (4)	139	Jan. 9	New Jersey	3-0	M. Brodeur
	119	Apr. 2	Carolina	1-0	A. Irbé		140	Jan. 28	TAMPA BAY	6-0	S. Burke
2000-01 (3)	120	Nov. 24	PITTSBURGH	1-0	G. Snow		141	Feb. 5	Montreal	5-0	C. Huet
	121	Nov. 30	Carolina	2-0	A. Irbé		142	Mar. 12	Pittsburgh	2-0	M-A Fleury
	122	Feb. 24	TAMPA BAY	0-0	K. Weekes	2006-07 (5)	143	Oct. 5	Pittsburgh	4-0	M-A Fleury
2001-02 (3)	123	Dec. 6	NY ISLANDERS	2-0	G. Snow		144	Dec. 8	New Jersey	2-0	M. Brodeur
	124	Feb. 12	NY ISLANDERS	1-0	G. Snow (OT)		145	Feb. 7	NY Islanders	2-0	R. DiPietro
	125	Apr. 10	New Jersey	1-0	M. Brodeur		146	Mar. 12	Phoenix	4-0	M. Tellqvist
2002-03 (9)	126	Nov. 7	NEW JERSEY	1-0	M. Brodeur		147	Mar. 21	NY Rangers	5-0	H. Lundqvist
	127	Nov. 23	Toronto	6-0	E. Belfour	2007-08 (5)	148	Nov. 5	NY Rangers	2-0	H. Lundqvist
	128	Nov. 29	TORONTO	3-0	E. Belfour		149	Jan. 4	New Jersey	3-0	M. Brodeur
	129	Dec. 2	NEW JERSEY	1-0	M. Brodeur (OT)		150	Jan. 31	NY RANGERS	4-0	S. Valiquette
	130	Dec. 28	Phoenix	4-0	S. Burke		151	Feb. 9	NY RANGERS	2-0	S. Valiquette
	131	Jan. 25	Boston	1-0	J. Hackett (OT)	2008-09 (3)	152	Feb. 16	Montreal	1-0	C. Price
	132	Jan. 28	TAMPA BAY	3-0	J. Grahame		153	Dec. 27	Columbus	3-0	S. Mason
	133	Feb. 10	MINNESOTA	1-0	M. Fernandez		154	Jan. 31	St. Louis	4-0	C. Mason
	134	Feb. 12	Minnesota	2-0	D. Roloson		155	Mar. 1	New Jersey	3-0	M. Brodeur

HOME GAMES IN CAPS

For Flyers shutouts in the Playoffs, see Flyers Playoff Section

## FLYERS REGULAR SEASON OVERTIME DECISIONS 1967-2009

GOAL SCORER	DATE	SCORE	OPPONENT	TIME	RECORD
Bobby Clarke	Nov. 20, 1983	6-5	vs. Pittsburgh	2:43	1-0
Ilkka Sinisalo	Jan. 5, 1984	7-6	vs. Winnipeg	2:32	2-0
Tim Kerr	Feb. 19, 1984	3-2	@ NY Rangers	1:33	3-0
Phil Housley	Feb. 21, 1984	4-5	vs. Buffalo	4:09	3-1
Paul MacLean	Dec. 11, 1984	4-5	@ Winnipeg	3:58	3-2
Dave Poulin	Mar. 5, 1985	5-4	@ NY Islanders	2:18	4-2
Murray Craven	Nov. 17, 1985	5-4	vs. NY Islanders	3:52	5-2
Murray Craven	Dec. 22, 1985	3-2	vs. Pittsburgh	2:12	6-2
Jari Kurri	Mar. 2, 1986	1-2	@ Edmonton	1:29	6-3
Doug Crossman	Mar. 15, 1986	6-5	@ Toronto	2:43	7-3
Ilkka Sinisalo	Apr. 5, 1986	4-3	@ Pittsburgh	1:49	8-3
Dave Poulin	Mar. 26, 1987	3-2	vs. Quebec	3:22	9-3
Larry Murphy	Apr. 4, 1987	2-3	@ Washington	3:19	9-4
Kelly Miller	Jan. 31, 1988	0-1	@ Washington	3:27	9-5
Dave Brown	Feb. 15, 1988	5-4	vs. Hartford	3:35	10-5
Dirk Graham	Mar. 13, 1988	4-5	@ Chicago	1:00	10-6
Denis Savard	Mar. 17, 1988	3-4	vs. Chicago	0:37	10-7
Ron Sutter	Oct. 9, 1988	4-3	vs. Buffalo	2:44	11-7
Jim Peplinski	Oct. 23, 1988	4-5	vs. Calgary	4:23	11-8
Joe Nieuwendyk	Nov. 10, 1988	2-3	vs. Calgary	1:29	11-9
Bob Sweeney	Nov. 24, 1988	1-2	@ Boston	0:08	11-10
Brett Hull	Mar. 16, 1989	3-4	vs. St. Louis	3:21	11-11
Mario Lemieux	Apr. 2, 1989	5-6	vs. Pittsburgh	3:38	11-12
Doug Smail	Nov. 18, 1989	0-1	vs. Winnipeg	1:32	11-13
Kirk Muller	Dec. 22, 1989	4-5	vs. New Jersey	1:18	12-14
Gino Cavallini	Jan. 4, 1990	4-5	@ St. Louis	2:44	12-15
Brian Leetch	Jan. 14, 1990	3-4	@ NY Rangers	1:16	12-16
Dan Quinn	Jan. 18, 1990	2-3	vs. Vancouver	3:39	12-17
Mike Bullard	Feb. 3, 1990	7-6	vs. Minnesota	4:51	13-17
Murray Baron	Mar. 13, 1991	5-4	@ Vancouver	3:09	14-17
Donald Audette	Nov. 8, 1991	3-4	@ Buffalo	1:29	14-18

# FLYERS ALL-TIME REGULAR SEASON OVERTIME DECISIONS 1967-2009

GOAL SCORER	DATE	SCORE	OPPONENT	TIME	RECORD
Brad Jones	Dec. 22, 1991	4-3	vs. Washington	1:10	15-18
Viacheslav Fetisov	Feb. 18, 1992	3-4	@ New Jersey	1:42	15-19
Tony Amonte	Feb. 23, 1992	1-2	@ NY Rangers	4:21	15-20
Rod Brind'Amour	Mar. 12, 1992	5-4	vs. Calgary	1:54	16-20
Andrew Cassels	Apr. 15, 1992	3-4	vs. Hartford	1:38	16-21
Kevin Dineen	Nov. 14, 1992	4-3	@ Montreal	0:48	17-21
Claude Boivin	Dec. 3, 1992	3-2	vs. Quebec	2:03	18-21
Jaromir Jagr	Dec. 17, 1992	4-5	vs. Pittsburgh	2:50	18-22
Ric Nattress	Jan. 24, 1993	5-4	vs. Hartford	2:37	19-22
Bob Sweeney	Jan. 26, 1993	3-4	vs. Buffalo	2:23	19-23
Dimitry Yushkevich	Apr. 16, 1993	5-4	@ Hartford	1:25	20-23
Pierre Turgeon	Nov. 21, 1993	4-5	vs. NY Islanders	0:24	20-24
Kevin Dineen	Nov. 27, 1993	4-3	@ Tampa Bay	0:34	21-24
Guy Carbonneau	Jan. 30, 1994	4-5	@ Montreal	2:29	21-25
Sergei Makarov	Feb. 3, 1994	2-3	vs. San Jose	3:13	21-26
Eric Lindros	Feb. 10, 1994	4-3	vs. Florida	0:50	22-26
Rod Brind'Amour	Feb. 24, 1994	5-4	vs. NY Islanders	1:25	23-26
Neal Broten	Mar. 8, 1994	3-4	vs. Dallas	2:43	23-27
Garry Valk	Mar. 27, 1994	2-3	vs. Anaheim	0:24	23-28
Ray Ferraro	Feb. 2, 1995	4-5	vs. NY Islanders	1:43	23-29
Eric Lindros	Mar. 18, 1995	4-3	@ Florida	2:13	24-29
Rod Brind'Amour	Apr. 16, 1995	4-3	vs. Pittsburgh	1:30	25-29
John LeClair	Apr. 22, 1995	4-3	@ New Jersey	0:54	26-29
Chris Therien	Nov. 19, 1995	3-2	vs. Vancouver	0:32	27-29
Kevin Haller	Nov. 29, 1995	2-1	@ Florida	4:30	28-29
Bill Guerin	Dec. 19, 1995	4-5	@ New Jersey	2:13	28-30
Steve Konowalchuk	Jan. 28, 1996	2-3	@ Washington	4:20	28-31
Eric Desjardins	Feb. 1, 1996	3-2	vs. Montreal	4:30	29-31
Bill Guerin	Mar. 10, 1996	2-3	vs. New Jersey	3:45	29-32
Bob Corkum	Mar. 29, 1996	6-5	@ Buffalo	3:50	30-32
Rod Brind'Amour	Oct. 10, 1996	5-4	vs. Los Angeles	0:33	31-32
Eric Lindros	Feb. 22, 1997	4-3	@ Florida	4:03	32-32
Fredrik Olausson	Mar. 8, 1997	2-3	@ Pittsburgh	0:19	32-33
Mike Peca	Mar. 11, 1997	2-3	@ Buffalo	0:42	32-34
Eric Lindros	Mar. 13, 1997	5-4	vs. Edmonton	4:16	33-34
Eric Lindros	Oct. 13, 1997	3-2	@ San Jose	1:49	34-34
Michal Pivonka	Jan. 31, 1998	2-3	vs. Washington	2:23	34-35
Alexandre Daigle	Mar. 8, 1998	4-3	vs. Pittsburgh	4:03	35-35
Shjon Podein	Mar. 22, 1998	5-4	vs. NY Rangers	4:39	36-35
Keith Jones	Nov. 22, 1998	2-1	@ Florida	0:26	37-35
Dave Andreychuk	Dec. 10, 1998	4-5	vs. New Jersey	1:18	37-36
Valeri Zelepukin	Dec. 29, 1998	4-3	@ Calgary	1:57	38-36
Wendel Clark	Mar. 28, 1999	2-3	@ Detroit	2:26	38-37
Bobby Holik	Apr. 16, 1999	2-3	@ New Jersey	3:27	38-38
Brian Savage	Oct. 14, 1999	4-5	vs. Montreal	3:22	38-39
Valeri Zelepukin	Oct. 28, 1999	5-4	vs. Colorado	4:51	39-39
Mark Recchi	Nov. 26, 1999	3-2	vs. Toronto	4:08	40-39
Adam Burt	Dec. 29, 1999	3-2	@ Vancouver	2:34	41-39
John LeClair	Feb. 12, 2000	3-2	vs. Buffalo	2:26	42-39
Luke Richardson	Feb. 24, 2000	4-3	vs. Pittsburgh	4:51	43-39
Mariusz Czerkawski	Mar. 5, 2000	3-4	vs. NY Islanders	0:59	43-40
Eric Desjardins	Mar. 8, 2000	3-2	@ Tampa Bay	3:49	44-40
Jozef Stumpel	Mar. 23, 2000	2-3	vs. Los Angeles	1:20	44-41
Mark Recchi	Nov. 15, 2000	2-1	@ Toronto	3:26	45-41
Dan McGillis	Nov. 17, 2000	3-2	@ Atlanta	1:01	46-41
Dan McGillis	Dec. 23, 2000	2-1	vs. Carolina	3:50	47-41
Keith Primeau	Jan. 8, 2001	2-1	@ St. Louis	1:59	48-41
Theoren Fleury	Jan. 16, 2001	3-4	@ NY Rangers	2:46	48-42
Roman Hamrlik	Feb. 22, 2001	3-4	@ NY Islanders	4:42	48-43
Brian Savage	Apr. 5, 2001	2-3	@ Montreal	3:49	48-44
John LeClair	Apr. 7, 2001	4-3	vs. Pittsburgh	4:39	49-44
John LeClair	Nov. 10, 2001	3-2	@ Florida	4:17	50-44
Jozef Stumpel	Nov. 29, 2001	2-3	vs. Boston	3:22	50-45

# FLYERS ALL-TIME REGULAR SEASON OVERTIME DECISIONS 1967-2009

GOAL SCORER	DATE	SCORE	OPPONENT	TIME	RECORD
Mark Recchi	Dec. 22, 2001	4-3	vs. Carolina	0:27	51-45
Denis Arhipov	Jan. 24, 2002	2-3	vs. Nashville	1:16	51-46
Marty Murray	Jan. 29, 2002	3-2	vs. Pittsburgh	1:47	52-46
Michael Peca	Feb. 12, 2002	0-1	vs. NY Islanders	4:51	52-47
John LeClair	Nov. 5, 2002	2-1	@ Carolina	1:56	53-47
Justin Williams	Nov. 30, 2002	2-1	@ Montreal	4:53	54-47
Brian Gionta	Dec. 2, 2002	0-1	vs. New Jersey	2:51	54-48
Michal Handzus	Dec. 5, 2002	3-2	vs. NY Rangers	4:23	55-48
Eric Desjardins	Dec. 27, 2002	2-1	@ Colorado	1:38	56-48
Brian Rolston	Jan. 25, 2003	0-1	@ Boston	0:31	56-49
Michal Handzus	Feb. 13, 2003	4-3	@ St. Louis	2:02	57-49
Jeremy Roenick	Mar. 1, 2003	3-2	@ Boston	1:00	58-49
Peter Forsberg	Mar. 8, 2003	1-2	vs. Colorado	0:26	58-50
Peter Bondra	Mar. 10, 2003	1-2	@ Washington	0:21	58-51
Rob Niedermayer	Oct. 22, 2003	3-4	@ Anaheim	1:10	58-52
Marcus Ragnarsson	Nov. 8, 2003	2-1	@ NY Rangers	1:01	59-52
Simon Gagne	Nov. 13, 2003	4-3	vs. Vancouver	1:47	60-52
Dean McAmmond	Dec. 16, 2003	2-3	vs. Calgary	3:33	60-53
Martin St. Louis	Dec. 18, 2003	4-5	vs. Tampa Bay	2:03	60-54
Milan Hejduk	Dec. 27, 2003	2-3	@ Colorado	1:42	60-55
Valeri Bure	Jan. 8, 2004	3-4	vs. Florida	2:56	60-56
Glen Murray	Feb. 28, 2004	2-3	@ Boston	1:21	60-57
Mike Rathje	Oct. 14, 2005	6-5	vs. Pittsburgh	3:17	61-57
Mike Ribeiro	Oct. 25, 2005	2-3	@ Montreal	2:28	61-58
Joni Pitkanen	Oct. 27, 2005	5-4	vs. Florida	1:13	62-58
Joni Pitkanen	Nov. 8, 2005	4-3	vs. Boston	1:55	63-58
Sidney Crosby	Nov. 16, 2005	2-3	vs. Pittsburgh	4:13	63-59
Greg de Vries	Nov. 18, 2005	5-6	vs. Atlanta	3:05	63-60
Sami Kapanen	Dec. 28, 2005	4-3	@ Atlanta	0:13	64-60
Sami Kapanen	Dec. 29, 2005	4-3	@ Carolina	1:27	65-60
Simon Gagne	Jan. 5, 2006	4-3	@ NY Rangers	0:07	66-60
Alex Tanguay	Jan. 14, 2006	3-4	vs. Colorado	4:14	66-61
Joni Pitkanen	Jan. 30, 2006	3-2	@ NY Rangers	1:28	67-61
Jaromir Jagr	Feb. 4, 2006	3-4	vs. NY Rangers	1:24	67-62
Daniel Briere	Nov. 11, 2006	4-5	@ Buffalo	0:21	67-63
Wade Redden	Nov. 22, 2006	2-3	vs. Ottawa	4:39	67-64
Brad Lukowich	Feb. 1, 2007	5-6	vs. New Jersey	4:10	67-65
Simon Gagne	Feb. 10, 2007	4-3	vs. St. Louis	0:27	68-65
Glen Wesley	Feb. 22, 2007	2-3	@ Carolina	0:16	68-66
Trent Hunter	Feb. 27, 2007	5-6	@ NY Islanders	4:29	68-67
Scottie Upshall	Mar. 1, 2007	4-3	@ Boston	4:50	69-67
Simon Gagne	Mar. 6, 2007	5-4	vs. New Jersey	1:47	70-67
Bryan McCabe	Apr. 3, 2007	2-3	@ Toronto	2:18	70-68
Simon Gagne	Oct. 20, 2007	3-2	vs. Carolina	0:48	71-68
Nicklas Backstrom	Nov. 23, 2007	3-4	vs. Washington	1:55	71-69
Aaron Ward	Jan. 12, 2008	3-4	vs. Boston	0:43	71-70
Scott Hartnell	Jan. 29, 2008	3-2	vs. Los Angeles	4:31	72-70
Olli Jokinen	Feb. 23, 2008	1-2	vs. Florida	3:44	72-71
Pavel Kubina	Mar. 11, 2008	3-4	@ Toronto	4:04	72-72
Aaron Ward	Mar. 15, 2008	2-3	@ Boston	2:17	72-73
Mike Richards	Mar. 25, 2008	2-1	@ NY Rangers	2:16	73-73
Pascal Dupuis	Oct. 14, 2008	2-3	@ Pittsburgh	4:49	73-74
Dan Boyle	Oct. 18, 2008	4-5	@ San Jose	1:25	73-75
Jeff Carter	Oct. 25, 2008	3-2	vs. New Jersey	3:44	74-75
Jeff Carter	Oct. 30, 2008	3-2	vs. NY Islanders	4:37	75-75
Mike Richards	Nov. 22, 2008	4-3	vs. Phoenix	1:35	76-75
Sergei Samsonov	Nov. 28, 2008	2-3	vs. Carolina	3:53	76-76
Mike Richards	Dec. 2, 2008	4-3	vs. Tampa Bay	2:05	77-76
Patrik Elias	Dec. 4, 2008	2-3	vs. New Jersey	2:46	77-77
Jeff Carter	Dec. 6, 2008	2-1	@ Carolina	3:34	78-77
Randy Jones	Feb. 7, 2009	4-3	@ Boston	3:00	79-77
Mathieu Schneider	Feb. 27, 2009	3-4	vs. Montreal	3:21	79-78

- For Flyers playoff overtime decisions, see Flyers Playoff Section

# FLYERS YEAR-BY-YEAR SHOOTOUT RESULTS 1967-2009

## 2008 – 09 SHOOTOUT RESULTS (10 Games, 4-6 record)

DATE	OPP	RESULT	FINAL	SO	FLY	OPP	DECIDING GOAL	GOALTENDERS
Oct. 22	SJ	L	6-7	0-2	0/2	2/2	Joe Pavelski	Nabokov/Biron
Nov. 13	@ PIT	L	4-5	0-1	0/6	1/6	Alex Goligoski	Sabourin/Biron
Dec. 11	CAR	W	6-5	2-0	2/2	0/2	Simon Gagne	Leighton/Biron
Dec. 21	@ NJ	L	2-3	1-2	1/5	2/5	Travis Zajac	Clemmensen/Niittymaki
Jan. 2	@ ANA	W	5-4	1-0	1/2	0/3	Mike Richards	Giguere/Biron
Jan. 3	@ LA	L	1-2	0-2	0/2	2/3	Patrick O'Sullivan	Quick/Niittymaki
Jan. 6	@ WSH	L	1-2	0-1	0/3	1/3	Viktor Kozlov	Theodore/Biron
Jan. 16	@ FLA	W	3-2	1-0	1/2	0/3	Simon Gagne	Vokoun/Niittymaki
Mar. 28	@ NYI	W	4-3	2-1	2/2	1/3	Mike Richards	Danis/Biron
Apr. 4	@ OTT	L	3-4	1-2	1/5	2/5	Mike Fisher	Auld/Niittymaki
<b>Team Totals</b>		<b>Goals</b>	<b>Att.</b>	<b>Pct.</b>				
<b>FLYERS</b>		8	31	26.0%				
<b>Opponent</b>		11	35	31.4%				

## 2007 – 08 SHOOTOUT RESULTS (9 Games, 3-6 record)

DATE	OPP	RESULT	FINAL	SO	FLY	OPP	DECIDING GOAL	GOALTENDERS
Nov. 15	NYR	L	3-4	0-1	0/3	1/2	Brendan Shanahan	Lundqvist/Biron
Dec. 15	CAR	L	5-6	2-3	2/3	3/3	Rod Brind' Amour	Grahame/Biron
Dec. 22	BUF	L	5-6	0-1	0/3	1/2	Ales Kotalik	Miller/Biron
Feb. 19	@ OTT	L	2-3	1-2	1/3	2/3	Jason Spezza	Emery/Biron
Feb. 25	@ BUF	W	4-3	2-1	2/3	1/3	Danny Briere	Miller/Biron
Mar. 2	@ NYR	L	4-5	0-2	0/2	2/2	Brendan Shanahan	Valiquette/Biron
Mar. 21	NYR	W	4-3	2-0	2/2	0/2	Mike Richards	Valiquette/Biron
Mar. 28	@ NJ	L	4-5	2-3	2/3	3/3	J. Langenbrunner	Brodeur/Biron
Mar. 29	@ NYI	W	4-3	1-0	1/3	0/3	Danny Briere	Dubielewicz/Niittymaki
<b>Team Totals</b>		<b>Goals</b>	<b>Att.</b>	<b>Pct.</b>				
<b>FLYERS</b>		10	25	40.0%				
<b>Opponent</b>		13	23	56.5%				

## 2006 – 07 SHOOTOUT RESULTS (7 Games, 1-6 record)

DATE	OPP	RESULT	FINAL	SO	FLY	OPP	DECIDING GOAL	GOALTENDERS
Oct. 7	NYR	L	4-5	0-1	0/13	1/13	Marcel Hossa	Lundqvist/Niittymaki
Oct. 26	ATL	W	3-2	2-1	2/3	1/3	Peter Forsberg	Lehtonen/Niittymaki
Dec. 2	NJ	L	3-4	0-2	0/2	2/2	Zach Parise	Brodeur/Niittymaki
Jan. 20	@ NJ	L	3-4	0-1	0/3	1/2	Brian Gionta	Brodeur/Niittymaki
Jan. 30	TB	L	3-4	0-2	0/2	2/2	Vincent Lecavalier	Holmqvist/Esche
Feb. 8	PIT	L	4-5	0-1	0/3	1/3	Sidney Crosby	Feury/Niittymaki
Mar. 4	@ PIT	L	3-4	0-2	0/2	2/3	Erik Christensen	Feury/Biron
<b>Team Totals</b>		<b>Goals</b>	<b>Att.</b>	<b>Pct.</b>				
<b>FLYERS</b>		2	28	7.1%				
<b>Opponent</b>		10	28	35.7%				

## 2005 – 06 SHOOTOUT RESULTS (10 Games, 4-6 record)

DATE	OPP	RESULT	FINAL	SO	FLY	OPP	DECIDING GOAL	GOALTENDERS
Dec. 3	@ NSH	L	3-4	0-2	0/2	2/2	Steve Sullivan	Vokoun/Niittymaki
Dec. 6	CGY	W	1-0	1-0	1/2	0/3	Mike Richards	Kiprusoff/Niittymaki
Dec. 19	BUF	L	1-2	1-2	1/4	2/4	Maxim Afinogenov	Miller/Niittymaki
Dec. 26	@ FLA	W	3-2	1-0	1/4	0/4	Michal Handzus	Luongo/Niittymaki
Dec. 31	@ WSH	L	3-4	1-2	1/3	2/3	Brian Willsie	Kolzig/Niittymaki
Jan. 17	CAR	L	3-4	2-3	2/4	3/4	Rod Brind' Amour	Gerber/Niittymaki
Mar. 1	@ NJ	L	1-2	0-1	0/3	1/2	Viktor Kozlov	Brodeur/Esche
Mar. 6	MTL	W	5-4	2-1	2/4	1/4	Petr Nedved	Huet/Esche
Mar. 8	CAR	W	3-2	2-1	2/4	1/4	Simon Gagne	Gerber/Niittymaki
Apr. 4	@ NYR	L	2-3	1-2	1/3	2/2	Petr Sykora	Weekes/Esche
<b>Team Totals</b>		<b>Goals</b>	<b>Att.</b>	<b>Pct.</b>				
<b>FLYERS</b>		11	33	33.3%				
<b>Opponent</b>		14	32	43.8%				



# FLYERS YEAR-BY-YEAR SHOOTOUT RESULTS 1967-2009

## FLYERS ALL-TIME SHOOTOUT GOALTENDING

GOALTENDER	GAMES	WON	LOST	GA	SA	SAVE %
Martin Biron	14	4	10	20	40	0.500
Robert Esche	4	1	3	6	10	0.400
Antero Niittymaki	18	7	11	22	68	0.324
<b>Team Totals</b>	<b>36</b>	<b>12</b>	<b>24</b>	<b>48</b>	<b>118</b>	<b>0.408</b>

## FLYERS ALL-TIME SHOOTOUT SCORING

PLAYER	GOALS	SHOTS	Shooting %	GDG
* Danny Briere	5	10	50.0%	2 (2/25/2008, 3/29/2008)
Kyle Calder	0	1	0.0%	
* Jeff Carter	3	16	18.8%	
Peter Forsberg	4	12	33.3%	1 (10/26/2006)
* Simon Gagne	5	18	27.8%	3 (3/8/2006, 12/11/2008, 1/16/2009)
* Claude Giroux	0	3	0.0%	
Michal Handzus	2	4	50.0%	1 (12/26/2005)
Sami Kapanen	0	1	0.0%	
Mike Knuble	0	3	0.0%	
Joffrey Lupul	1	3	33.3%	
Freddy Meyer	0	1	0.0%	
Petr Nedved	1	5	20.0%	1 (3/6/2006)
Joni Pitkanen	0	1	0.0%	
* Mike Richards	9	26	34.6%	4 (12/6/2005, 3/21/2008, 1/2/2009, 3/28/2009)
Randy Robitaille	0	1	0.0%	
Stefan Ruzicka	0	1	0.0%	
Geoff Sanderson	0	1	0.0%	
Jon Sim	0	1	0.0%	
* Kimmo Timonen	1	5	20.0%	
R.J. Umberger	0	1	0.0%	
<b>Team Totals</b>	<b>31</b>	<b>114</b>	<b>27.2%</b>	<b>12</b>

\* = Still active on Flyers Roster

## OVERALL TEAM SHOOTOUT RECORD

### ALL-TIME

	Total GP	W	L	Goals	Shots	Shooting %	GA	Shots Against	Save Percentage
Home	16	6	10	16	56	28.6%	21	55	.618
Road	20	6	14	15	61	24.6%	27	63	.571
Overall	36	12	24	31	117	26.5%	48	118	.593

### 2008-09

	Total GP	W	L	Goals	Shots	Shooting %	GA	Shots Against	Save Percentage
Home	2	1	1	2	4	50.0%	2	4	.500
Road	8	3	5	6	27	22.0%	9	31	.710
Overall	10	4	6	8	31	25.8%	11	35	.686

### 2007-08

	Total GP	W	L	Goals	Shots	Shooting %	GA	Shots Against	Save Percentage
Home	4	1	3	4	11	36.4%	5	9	.444
Road	5	2	3	6	14	42.9%	8	14	.429
Overall	9	3	6	10	25	40.0%	13	23	.435

### 2006-07

	Total GP	W	L	Goals	Shots	Shooting %	GA	Shots Against	Save Percentage
Home	5	1	4	2	23	8.7%	7	23	.696
Road	2	0	2	0	5	0.0%	3	5	.400
Overall	7	1	6	2	28	7.1%	10	28	.643

### 2005-2006

	Total GP	W	L	Goals	Shots	Shooting %	GA	Shots Against	Save Percentage
Home	5	3	2	8	18	44.4%	7	19	.632
Road	5	1	4	3	15	20.0%	7	13	.462
Overall	10	4	6	11	33	33.3%	14	32	.563

# ALL-TIME FLYERS DRAFT PICKS 1967-2009

RD. NO. PLAYER	POS.	RD. NO. PLAYER	POS.	RD. NO. PLAYER	POS.
<b>1967</b>					
1 5	Serge Bernier	C			
2 14	Al Sarault	D			
<b>1968</b>					
1 8	Lew Morrison	RW			
<b>1969</b>					
1 6	Bob Currier	C			
2 17	Bobby Clarke	C			
3 28	Willy Brossart	D			
4 40	Michel Belhumeur	G			
5 52	Dave Schultz	LW			
6 64	Don Saleski	RW			
7 81	Claude Chartre	C			
<b>1970</b>					
2 18	Bill Clement	C			
3 32	Bob Kelly	LW			
4 46	Jacques Lapierre	D			
5 60	Doug Kerslake	RW			
6 74	Dennis Giannini	LW			
7 87	Hank Nowak	LW			
8 99	Gary Cunningham	D			
9 109	Jean Daigle	LW			
<b>1971</b>					
1 8	Larry Wright	C			
1 9	Pierre Plante	RW			
3 36	Glen Irwin	D			
4 50	Ted Scharf	RW			
5 64	Don McCulloch	D			
6 78	Yvon Bilodeau	D			
7 92	Bob Gerrard	RW			
8 106	Jerome Mrazek	G			
<b>1972</b>					
1 7	Bill Barber	LW			
2 23	Tom Bladon	D			
3 39	Jimmy Watson	D			
4 55	Al MacAdam	LW			
5 71	Darryl Fedorak	G			
6 87	Dave Hastings	G			
7 103	Serge Beaudoin	D			
8 119	Pat Russell	RW			
9 135	Ray Boutin	G			
<b>1973</b>					
2 20	Larry Goodenough	D			
2 26	Brent Leavins	LW			
3 40	Bob Stumpf	RW			
3 42	Mike Clarke	C			
4 58	Dale Cook	LW			
5 74	Michel Latreille	D			
6 90	Doug Ferguson	D			
7 106	Tom Young	D			
8 122	Norm Barnes	D			
9 137	Dan O'Donohue	D			
10 153	Brian Dick	RW			
<b>1974</b>					
2 35	Don McLean	D			
3 53	Bob Sirois	LW			
4 71	Randy Andreachuk	C			
5 89	Dennis Sobchuk	C			
6 107	Willie Frieson	LW			
7 125	Rejean Lemelin	G			
8 142	Steve Short	LW			
9 159	Peter McKenzie	D			
10 174	Marcel Labrosse	RW			
11 189	Scott Jesse	RW			
12 201	Richard Guay	G			
13 211	Brad Morrow	D			
14 219	Craig Arvidson	LW			
<b>1975</b>					
1 1	Mel Bridgman	C			
3 54	Bob Ritchie	LW			
4 72	Rick St. Croix	G			
5 90	Gary Morrison	RW			
6 108	Paul Holmgren	RW			
7 126	Dana Decker	LW			
9 160	Viktor Khatulev	C			
10 175	Duffy Smith	D			
<b>1976</b>					
1 17	Mark Suzor	D			
2 35	Drew Callander	C/RW			
3 53	Craig Hamner	D			
4 71	Dave Hynek	LW			
5 89	Robin Lang	D			
6 107	Paul Klasinski	LW			
7 117	Ray Kurpis	RW			
<b>1977</b>					
1 17	Kevin McCarthy	D			
2 35	Tom Gorence	RW			
3 53	Dave Hoyda	LW			
4 67	Yves Guillemette	G			
4 71	Rene Hamelin	LW			
5 89	Danny Clark	D			
6 107	Alain Chaput	LW			
7 123	Richard Dalpe	C			
8 135	Pete Peeters	G			
8 136	Clint Eccles	C			
8 139	Mike Greeder	RW			
9 150	Tom Bauer	LW			
9 151	Mike Bauman	LW			
9 153	Bruce Crowder	LW			
10 158	Bob Nicholson	D			
10 159	Dave Isherwood	C			
10 161	Steve Jones	G			
11 165	Jim Trainor	D			
11 166	Barry Duench	LW			
11 168	Rod McNair	D			
12 172	Mike Laycock	G			
<b>1978</b>					
1 6	Behn Wilson	D			
1 7	Ken Linseman	C			
1 14	Danny Lucas	RW			
2 32	Mike Simurda	RW			
3 36	Gordie Salt	RW			
3 49	Glen Cochrane	D			
4 66	Russ Wilderman	C			
5 83	Brad Tambllyn	D			
6 100	Mark Taylor	LW			
7 117	Mike Ewanouski	RW			
8 126	Jerry Price	G			
8 134	Darre Switzer	C/LW			
9 151	Greg Francis	D			
10 167	Rick Berard	D			
10 168	Don Lucia	D			
11 182	Marke Berge	D			
11 183	Ken Moore	G			
12 195	Jim Olson	D			
12 198	Anton Stastny	RW			
<b>1979</b>					
1 14	Brian Propp	LW			
2 22	Blake Wesley	D			
2 35	Pelle Lindbergh	G			
3 56	Lindsay Carson	C/LW			
4 77	Don Gillen	RW			
5 98	Thomas Eriksson	D			
6 119	Gordie Williams	RW			
<b>1980</b>					
1 21	Mike Stothers	D			
2 42	Jay Fraser	LW			
3 63	Paul Mercier	D			
4 84	Taras Zytynsky	D			
5 105	Dan Held	C			
6 126	Brian Tutt	D			
7 147	Ross Fitzpatrick	C			
8 168	Mark Botell	D			
9 189	Peter Dineen	D			
10 195	Bob O'Brien	RW			
10 210	Andy Brickley	C			
<b>1981</b>					
1 16	Steve Smith	D			
2 37	Rich Costello	C			
3 47	Barry Tabobondung	LW			
3 58	Kenny Strong	C/LW			
4 65	David Michayluk	RW			
4 79	Kenny Latta	RW			
5 100	Justin Hanley	C			
6 121	Andre Villeneuve	D			
7 137	Vladimir Svitek	RW			
7 142	Gil Hudon	G			
8 163	Steve Taylor	LW			
9 184	Len Hachborn	C			
10 205	Steve Tsujura	C			

# ALL-TIME FLYERS DRAFT PICKS 1967-2009

RD. NO. PLAYER	POS.	RD. NO. PLAYER	POS.	RD. NO. PLAYER	POS.			
<b>1982</b>								
1 4	Ron Sutter	C	1 20	Kerry Huffman	D	1 4	Mike Ricci	C
3 46	Miroslav Dvorak	D	2 23	Jukka Seppo	C/LW	2 25	Chris Simon	LW
3 47	Bill Campbell	D	2 28	Kent Hawley	C	2 40	Mikael Renberg	LW
4 77	Mikael Hjal	L/RW	4 83	Mark Bar	D	2 42	Terran Sandwith	D
5 98	Todd Bergen	C	6 125	Steve Scheifele	RW	3 44	Kimbi Daniels	C
6 119	Ron Hextall	G	7 146	Sami Wahlsten	LW	3 46	Bill Armstrong	D
7 140	Dave Brown	RW	8 167	Murray Baron	D	3 47	Chris Therien	D
8 161	Alain Lavigne	RW	9 188	Blaine Rude	RW	3 52	Al Kinisky	D
9 182	Magnus Roupe	LW	10 209	Shaun Sabol	D	5 88	Dan Kordic	D
10 203	Tom Allen	G	11 230	Brett Lawrence	RW	6 109	Viacheslav Butsayev	C
11 224	Rick Gal	LW	12 251	Daniel Stephano	G	8 151	Patrik Englund	LW
12 245	Mark Vichorek	D						
<b>1983</b>						9 172	Toni Porkka	D
2 41	Peter Zezel	C	1 20	Darren Rumble	D	10 193	Greg Hanson	D
3 44	Derrick Smith	LW	2 30	Jeff Harding	RW	11 214	Tommy Soderstrom	G
4 83	Allen Bourbeau	C	3 62	Martin Hostak	C	12 235	William Lund	C
5 104	Jerome Carrier	D	4 83	Tomaz Eriksson	LW	Supplem'tl	Steve Beadle	D
6 125	Rick Tocchet	RW	5 104	Bill Gall	RW	Ray Letourneau	G	
7 147	Bobby Mormina	RW	6 125	Tony Link	D	<b>1991</b>		
8 161	Pelle Eklund	C	7 146	Mark Strapon	D	1 6	Peter Forsberg	C
9 188	Rob Nichols	LW	8 167	Darryl Ingham	RW	3 50	Yanick Dupre	LW
10 209	Bill McCormick	C	9 188	Bruce MacDonald	RW	4 86	Aris Brimanis	D
11 230	Brian Jopling	G	10 209	Steve Morrow	D	5 94	Yanick Degrace	G
12 251	Harold Duvall	LW	11 230	Darius Rusnak	C	6 116	Clayton Norris	RW
						6 122	Dimitri Yushkevich	D
						7 138	Andrei Lomakin	LW
						9 182	James Bode	RW
						10 204	Josh Bartell	D
						11 226	Neil Little	G
						12 248	John Porco	C
						Supplem'tl	Angelo Libertucci	G
						Brendan Locke	RW	
						<b>1992</b>		
						1 7	Ryan Sittler	LW
						1 15	Jason Bowen	LW
						2 31	Denis Metlyuk	C
						5 103	Vladislav Boulin	D
						6 127	Roman Zolotov	D
						7 151	Kirk Daubenspeck	G
						8 175	Claude Jutras, Jr.	RW
						9 199	Jonas Hakansson	LW
						10 223	Chris Herperger	LW
						11 247	Patrice Paquin	LW
						Supplem'tl	Garett MacDonald	D
						<b>1993</b>		
						2 36	Janne Niinimaa	D
						3 71	Vaclav Prospal	C
						3 77	Milos Holan	D
						5 114	Vladimir Krechin	LW
						6 140	Mike Crowley	D
						7 166	Aaron Israel	G
						8 192	Paul Healey	RW
						9 218	Tripp Tracy	G
						9 226	E.J. Bradley	C
						10 244	Jeffrey Staples	D
						11 270	Ken Hemenway	D
						Supplem'tl	Shannon Finn	D

# ALL-TIME FLYERS DRAFT PICKS 1967-2009

RD. NO. PLAYER	POS.	RD. NO. PLAYER	POS.	RD. NO. PLAYER	POS.
<b>1994</b>					
3 62	Artem Anisimov	D			
4 88	Adam Magarrell	D			
4 101	Sebastien Vallee	LW			
6 140	Alexander Selivanov	RW			
7 166	Colin Forbes	LW			
8 192	Derek Diener	D			
8 202	Raymond Giroux	D			
9 218	Johan Hedberg	G			
10 244	Andre Payette	C			
11 270	Jan Lipiansky	C/LW			
Supplem't	Kirk Nielsen	RW			
<b>1995</b>					
1 22	Brian Boucher	G			
2 48	Shane Kenny	D			
4 100	Radovan Somik	RW			
6 132	Dmitri Tertyshny	D			
6 135	Jamie Sokolsky	D			
6 152	Martin Spanhel	RW			
7 178	Martin Streit	LW			
8 204	Ruslan Shafikov	C			
9 230	Jeff Lank	D			
<b>1996</b>					
1 15	Dainius Zubrus	RW			
3 64	Chester Gallant	RW			
5 124	Per-Ragna Bergqvist	G			
5 133	Jesse Boulerice	D			
7 187	Roman Malov	LW			
8 213	Jeff Milleker	C			
<b>1997</b>					
2 30	Jean-Marc Pelletier	G			
2 50	Pat Kavanagh	RW			
3 62	Kris Mallette	D			
4 103	Mikhail Chernov	D			
6 158	Jordon Flodell	D			
7 164	Todd Fedoruk	LW			
8 214	Marko Kauppinen	D			
9 240	Par Styf	D			
<b>1998</b>					
1 22	Simon Gagne	C			
2 42	Jason Beckett	D			
2 51	Ian Forbes	D			
4 109	Jean-Philippe Morin	D			
5 124	Francis Belanger	LW			
5 139	Garrett Prososky	C			
6 168	Antero Niittymaki	G			
7 175	Kam Ondrik	G			
7 195	Tomas Divisek	C			
8 222	Lubomir Pistek	RW			
9 243	Petr Hubacek	C			
9 253	Bruno St. Jacques	D			
9 258	Sergei Skrobot	D			
<b>1999</b>					
1 22	Maxime Ouellet	G			
4 119	Jeff Feniak	D			
6 160	Konstantin Rudenko	LW			
7 200	Pavel Kasparik	C			
7 208	Vaclav Pletka	RW			
8 224	David Nystrom	LW			
<b>2000</b>					
1 28	Justin Williams	RW			
3 94	Alexander Drozdetsky	RW			
6 171	Roman Cechmanek	G			
6 195	Colin Shields	RW			
7 210	John Eichelberger	C			
7 227	Guillaume Lefebvre	D			
8 259	Regan Kelly	C			
9 287	Milan Kopecky	LW			
<b>2001</b>					
1 27	Jeff Woywitka	D			
3 95	Patrick Sharp	C			
5 146	Jussi Timonen	D			
5 150	Bernd Bruckler	G			
5 158	Roman Malek	G			
6 172	Dennis Seidenberg	D			
6 177	Andrei Razin	C			
7 208	Thierry Douville	D			
7 225	David Printz	D			
<b>2002</b>					
1 4	Joni Pitkanen	D			
4 105	Rosario Ruggeri	D			
4 126	Konstantin Baranov	RW			
5 161	Dov Grumet-Morris	G			
6 192	Nikita Korovkin	D			
6 193	Joey Mormina	D			
7 201	Mathieu Brunelle	LW			
<b>2003</b>					
1 11	Jeff Carter	C			
1 24	Mike Richards	C			
3 69	Colin Fraser	C			
3 81	Stefan Ruzicka	RW			
3 85	Alexandre Picard	D			
3 87	Ryan Potulny	C			
3 95	Rick Kozak	RW			
4 108	Kevin Romy	RW			
5 140	David Tremblay	G			
6 191	Rejean Beauchemin	G			
6 193	Ville Hostikka	G			
<b>2004</b>					
3 92	Rob Bellamy	RW			
4 101	R.J. Anderson	D			
4 124	David Laliberte	RW			
5 144	Chris Zarb	D			
5 149	Gino Pisellini	RW			
6 170	Ladislav Scurko	C			
6 171	Frederik Cabana	C/LW			
8 232	Martin Houle	G			
8 253	Travis Gawryletz	D			
9 286	Triston Grant	LW			
9 291	John Carter	C			
<b>2005</b>					
1 29	Steve Downie	RW			
3 91	Oskars Bartulis	D			
4 119	Jeremy Duchesne	G			
5 152	Josh Beaulieu	C			
6 174	John Flatters	D			
7 215	Matt Clackson	RW			
<b>2006</b>					
1 22	Claude Giroux	RW			
2 39	Andreas Nodl	RW			
2 42	Michael Ratchuk	D			
2 55	Denis Bodrov	D			
3 79	Jon Matsumoto	C			
4 101	Joonas Lehtivuori	D			
4 109	Jakub Kovar	G			
5 149	Jonathan Rheault	RW			
6 175	Michael Dupont	G			
7 205	Andrei Popov	RW			
<b>2007</b>					
1 2	James van Riemsdyk	LW			
2 41	Kevin Marshall	D			
3 66	Garrett Klotz	LW			
5 122	Mario Kempe	RW			
6 152	Jon Kalinski	LW			
6 161	Patrick Maroon	LW			
7 182	Brad Phillips	G			
<b>2008</b>					
1 19	Luca Sbisa	D			
3 67	Marc-Andre Bourdon	D			
3 84	Jacob DeSerres	G			
6 178	Zac Rinaldo	C			
7 196	Joachim Eriksson	G			
<b>2009</b>					
3 81	Adam Morrison	G			
3 87	Simon Bertilsson	D			
5 142	Nicola Riopel	G			
6 153	David Lebreque	C			
6 172	Eric Wellwood	LW			
7 196	Oliver Lauridsen	D			

# ALL-TIME FLYERS ROSTER – 1967-2009

NO.	POS.	PLAYER	SEASON (S)
<b>A</b>			
25	C	ACTON, Keith	1988-93
36, 25	LW	ADAMS, Greg	1980-82
27	LW	AFANASENKOV, Dmitry	2006-07
41	D	ALBERTS, Andrew	2008-09
19, 36	RW	ALLISON, Ray	1981-85, 86-87
11	RW	AMONTE, Tony	2002-04
37	D	ANDERSON, Shawn	1994-95
14	LW	ANDERSSON, Mikael	1998-00
7	C	ANGOTTI, Lou	1967-68
8	LW	ANTOSKI, Shawn	1994-96
58	LW	ARMSTRONG, Bill H.	1990-92
6	D	ARTHUR, Fred	1981-82
45	RW	ASHAM, Aaron	2008-**
4	D	ASHBEE, Barry	1970-74

<b>B</b>			
44	D	BABYCH, Dave	1997-99
34, 35, 36, 9	D	BAILEY, Reid	1980-82
24	D	BALL, Terry	1967-68, 69-70
7	LW	BARBER, Bill	1972-85
23, 25	D	BARNES, Norm	1976-77, 79-81
8	D	BARON, Murray	1989-91
20, 34	RW	BARRIE, Len	1990-93
32	D	BAST, Ryan	1998-00
21, 31, 5	D	BATHE, Frank	1977-84
5	D	BAUMGARTNER, Nolan	2006-07
35	G	BEAUREGARD, Stephane	1992-93
30, 35	G	BELHUMEUR, Michel	1972-73
22	LW	BENNETT, Harvey	1976-78
19	D	BENNING, Brian	1991-93
42	LW	BERANEK, Josef	1992-95
19, 42	C	BERGEN, Todd	1984-85
37, 19	C	BERGLUND, Bo	1985-86
19, 21	C	BERNIER, Serge	1968-72
34, 17, 12, 32	LW	BERUBE, Craig	1986-91, 98-00
46	C	BIGGS, Don	1989-90
43	G	BIRON, Martin	2006-09
8	LW	BLACKBURN, Don	1967-69
4, 23, 3	D	BLADON, Tom	1972-78
33		BLOSKI, Mike (DNP)	1985-86
40, 10	LW	BOIVIN, Claude	1991-94
17, 5	RW	BOLAND, Mike A.	1974-75
28	D	BOTELL, Mark	1981-82
33	G	BOUCHER, Brian	1999-02
21, 36	RW	BOULERICE, Jesse	2001-02, 2007-08
28, 53, 8, 34	D	BOWEN, Jason	1992-97
87	LW	BRASHEAR, Donald	2001-06
55	RW	BRENDL, Pavel	2001-03
34	LW	BRICKLEY, Andy	1982-83
10	C	BRIDGMAN, Mel	1975-82
48	C	BRIERE, Danny	2007-**
40, 3	D	BRIMANIS, Aris	1993-94, 95-97
17	C/LW	BRIND'AMOUR, Rod	1991-00
25, 3, 10	D	BROSSART, Willie	1970-73
32, 21	RW	BROWN, Dave	1982-89, 91-95
3	D	BROWN, Larry	1971-72
10	C	BULLARD, Mike	1988-90
28	C	BUREAU, Marc	1998-00

NO.	POS.	PLAYER	SEASON (S)
33, 41	G	BURKE, Sean	1997-98, 2003-04
2	D	BURT, Adam	1998-00
21, 28	D	BUSNIUK, Mike	1979-81
22, 26	C	BUYSAYEV, Viacheslav	1992-94
22	RW	BYERS, Mike	1968-69

<b>C</b>			
19	LW	CALDER, Kyle	2006-07
28	RW	CALLANDER, Drew	1976-79
13	LW	CARCILLO, Dan	2008-**
29	D	CARKNER, Terry	1988-93
25	D	CARLE, Matt	2008-**
21	D	CARRUTHERS, Dwight	1967-68
18	LW	CARSON, Lindsay	1981-88
17	C	CARTER, Jeff	2005-**
32	G	CECHMANEK, Roman	2000-03
35	G	CHABOT, Frederic	1993-94
5	D	CHERRY, Dick	1968-70
19, 15	RW	CHOUINARD, Eric	2002-04, 05-06
40, 6	D	CHYCHRUN, Jeff	1986-91
36, 16	C	CLARKE, Bobby	1969-84
15, 10	C	CLEMENT, Bill	1971-75
5	D	COBURN, Braydon	2006-**
44, 9, 35, 29	D/LW	COCHRANE, Glen	1978-79, 81-84
77	D	COFFEY, Paul	1996-98
23	RW	COLLINS, Bill	1976-77
89	C	COMRIE, Mike	2003-04
46, 15	RW	CONROY, Al	1991-94
22	C	CORKUM, Bob	1995-96
33, 32	LW	COTE, Riley	2006-**
27	LW	COWICK, Bruce	1973-74
32	LW/C	CRAVEN, Murray	1984-91
29, 15	C	CRISP, Terry	1972-77
44	D	CRONIN, Shawn	1992-93
3	D	CROSSMAN, Doug	1983-88
26	RW	CROWE, Phil	1995-96
14	C	CULLEN, Matt	2006-07
12	RW	CUMMINS, Jim	1993-94
21	C	CUNNINGHAM, Jimmy	1977-78

<b>D</b>			
19, 11	LW	DAIGLE, Alexandre	1997-99
15	D	DAIGNEAULT, Jean-Jacques	1986-88
2	D	DAILEY, Bob	1976-82
24	C	DALLMAN, Rod	1991-92
49	G	D'AMOUR, Marc	1988-89
46, 14	RW	DANIELS, Kimbi	1990-92
8, 22	LW	DANIELS, Scott	1996-97
11, 14	C	DARBY, Craig	1996-98
29	LW	DEAN, Barry	1977-79
43	D	DELMORE, Andy	1998-01
37	D	DESJARDINS, Eric	1994-06
20, 9	RW	DIMAIO, Rob	1993-96
15	RW	DIMITRAKOS, Niko	2005-07
20, 11	RW	DINEEN, Kevin	1991-96
45	LW	DIONNE, Gilbert	1994-96
20	RW	DIVISEK, Tomas	2000-02
7, 18	RW	DOBBIN, Brian	1986-92
20	C	DOPITA, Jiri	2001-02
24, 12	RW	DORNHOEFER, Gary	1967-78

# ALL-TIME FLYERS ROSTER – 1967-2009

NO.	POS.	PLAYER	SEASON (S)
34	C	DOWD, Jim	2007-08
27	RW	DOWNIE, Steve	2007-09
23	C	DROLET, Rene	1971-72
26	RW	DRUCE, John	1995-98
19, 28, 25	D	DUCHESNE, Steve	1991-92, 98-99
32	C	DUNLOP, Blake	1977-79
28, 6	D	DUPONT, Andre	1972-80
66, 15, 18	LW	DUPRE, Yanick	1991-92, 94-96
9	D	DVORAK, Miroslav	1982-85
24, 29	D	DYKHUIS, Karl	1994-97, 98-00

## E

55	LW	EAGER, Ben	2005-08
44	D	EATON, Mark	1999-00
21	D	EDESTRAND, Darryl	1969-70
9	C	EKLUND, Pelle	1985-94
23, 36	RW	ELLISON, Matt	2005-07
26	D	EMINGER, Steve	2008-09
6, 8, 27	D	ERIKSSON, Thomas	1980-82, 83-86
42	G	ESCHE, Robert	2002-07
15	C	EVANS, Doug	1992-93
23, 25	C	EVANS, John	1978-79, 80-81, 82-83

## F

15	RW	FALLOON, Pat	1995-98
36	LW	FAUST, Andre	1992-94
1	G	FAVELL, Doug	1967-73
52, 29	LW	FEDORUK, Todd	2000-04, 06-07
26	LW	FEDOTENKO, Ruslan	2000-02
18	RW	FEDYK, Brent	1992-96
39	D	FENYVES, Dave	1987-92
25	D	FINLEY, Jeff	1993-94
7, 15	C	FISHER, Craig	1989-91
8	D	FITZPATRICK, Rory	2007-08
32, 22, 34, 39	LW	FITZPATRICK, Ross	1982-86
9	LW	FLEMING, Reggie	1969-70
21	RW	FLETT, Bill	1971-74
43, 11	C	FLOCKHART, Ron	1980-83
22	D/LW	FOLEY, Rick	1971-72
48, 12	LW	FORBES, Colin	1996-99
21	C	FORSBERG, Peter	2005-07
44	D	FOSTER, Corey	1991-92
35	G	FOSTER, Norm (DNP)	1993-94
29	LW	FOTIU, Nick	1987-88
45, 37	C	FREER, Mark	1986-92
51	D	FRITSCH, Jamie	2008-09
35	G	FROESE, Bob	1982-87

## G

12	LW	GAGNE, Simon	1999-00
3	D	GALLEY, Garry	1991-95
30	G	GAMBLE, Bruce	1970-72
23	C	GARDNER, Dave	1979-80
23	D	GAUTHIER, Denis	2005-08
5	D	GAUTHIER, Jean	1967-68
20, 11	LW	GENDRON, Jean-Guy	1968-72
21	RW	GILLEN, Don	1979-80
34	LW	GILLIS, Jere	1986-87
30		GILLOW, Russ (DNP)	1971-72
49		GILMOUR, Darryl (DNP)	1987-88

56, 28	RW	GIROUX, Claude	2007-08
4, 23, 5, 29	D	GOODENOUGH, Larry	1974-77
22, 36	RW	GORENCE, Tom	1978-83
52	LW	GRANT, Tristan	2006-08
55, 77	C	GRATTON, Chris	1997-99
46, 24	LW	GRATTON, Josh	2005-06, 2008-09
35	G	GREENLAY, Mike (DNP)	1994-95
65	LW	GREENTREE, Kyle	2007-08
15, 23, 9	RW	GREIG, Mark	1998-01, 2002-03
32	D	GRENIER, Martin	2006-08
25, 34	RW	GUAY, Paul	1983-85
65, 29	D	GUENIN, Nate	2006-09

## H

11, 36	C	HACHBORN, Len	1983-85
33	G	HACKETT, Jeff	2003-04
17, 23, 19	D	HALE, Larry	1968-72
5	D	HALLER, Kevin	1994-97
14	LW	HAMEL, Denis	2006-07
26	C	HANDZUS, Michal	2002-06
6	D	HANNA, John	1967-68
14, 16	RW	HANNIGAN, Pat	1967-69
34	RW	HARDING, Jeff	1988-90
25	D	HARRIS, Ted	1974-75
19	LW	HARTNELL, Scott	2007-08
2	D	HATCHER, Derian	2005-09
18	C	HAWERCHUK, Dale	1995-97
20	D	HAWGOOD, Greg	1992-94
38	RW	HEALY, Paul	1996-98
19	LW	HEISKALA, Earl	1968-71
27	G	HEXTALL, Ron	1986-92, 94-99
17	RW	HICKS, Wayne	1967-68
37, 15, 28, 36	LW	HILL, Al	1976-82, 86-88
3	D	HILLMAN, Larry	1969-71
6	D	HILLMAN, Wayne	1969-73
27	LW	HLAVAC, Jan	2001-02
10	LW	HLUSHKO, Todd	1993-94
18	C	HOEKSTRA, Ed	1967-68
24, 34, 35	D	HOFFMEYER, Bob	1981-83
68, 30	G	HOFFORT, Bruce	1989-92
41	D	HOLAN, Milos	1993-94
17	RW	HOLMGREN, Paul	1975-84
24	D/RW	HOLT, Randy	1983-84
43, 21	LW	HORACEK, Tony	1989-92
17	D	HOSPODAR, Ed	1984-85, 86-87
26	C	HOSTAK, Martin	1990-92
35	G	HOULE, Martin	2006-08
2	D	HOWE, Mark	1982-92
8	LW	HOYDA, Dave	1977-79
21	C	HUBACEK, Petr	2000-01
47, 44	D	HUBER, Willie	1987-88
5, 2	D	HUFFMAN, Kerry	1986-92, 95-96
5	D	HUGHES, Brent	1970-73
8, 11	RW	HULL, Jody	1998-99, 99-01
26	D	HYNES, Gord	1992-93

## I

30	G	INNESS, Gary	1975-77
----	---	--------------	---------

# ALL-TIME FLYERS ROSTER – 1967-2009

NO.	POS.	PLAYER	SEASON (S)
<b>J</b>			
45, 14	RW	JENSEN, Chris	1989-92
33, 30	G	JENSEN, Darren	1984-86
21, 20	C	JOHNSON, Jimmy	1968-72
5	D	JOHNSON, Kim	2001-06
47	LW	JONES, Brad	1991-92
20	RW	JONES, Keith	1998-01
51, 29, 6	D	JONES, Randy	2003-**
43	D	JONSSON, Lars	2006-08
24, 2, 25	D	JOSEPH, Chris	1997-99
20	C	JOYAL, Eddie	1971-72
12	LW	JUHLIN, Patrik	1994-96

<b>K</b>			
18	RW	KALLIO, Tomi	2002-03
46	LW	KALINSKI, Jon	2008-***
21, 28, 11	LW	KANE, Boyd	2003-04, 06-09
24	LW	KAPANEN, Sami	2002-08
15	C	KASPER, Steve	1991-93
36	RW	KAVANAGH, Pat	2005-06
23	LW/C	KEENAN, Larry	1971-72
9	LW	KELLY, Bob	1970-80
22	C	KENNEDY, Forbes	1967-70
12	C/RW	KERR, Tim	1980-91
26	C	KINDRACHUK, Orest	1972-78
20	RW	KLATT, Trent	1995-99
22	RW	KNUBLE, Mike	2005-09
6, 21	D	KORDIC, Dan	1991-92, 93-94, 95-99
25, 15	LW	KOVALENKO, Andrei	1998-99
2	D	KUCERA, Frantisek	1996-97
28, 3	D	KUKKONEN, Lasse	2006-09
35	G	KUNTAR, Les (DNP)	1994-95
16, 10, 8, 15	LW	KUSHNER, Dale	1990-92

<b>L</b>			
68, 36, 20	RW	LACOMBE, Normand	1990-91
15, 7	C	LACROIX, Andre	1967-71
32	LW	LACROIX, Daniel	1996-98
33	G	LaFOREST, Mark	1987-89
16	LW	LaFORGE, Claude	1967-68
5	RW	LAJEUNESSE, Serge	1973-75
22	C	LAMB, Mark	1993-95
37	C	LAMOUREUX, Mitch	1987-89
18	C	LANGKOW, Daymond	1998-01
39	D	LANK, Jeff	1999-00
13	C	LAPOINTE, Claude	2002-04
5	D	LAPOINTE, Rick	1976-79
33	G	LAROCQUE, Michel	1982-84
62, 11	D	LATAL, Jiri	1989-92
47	RW	LAW, Kirby	2000-01, 2002-04
18	LW	LAWLESS, Paul	1987-88
5, 27	RW	LEACH, Reggie	1974-82
10	LW	LeCLAIR, John	1994-04
23, 17	LW	LEFEBVRE, Guillaume	2001-03
49	G	LEIGHTON, Michael	2006-07
28	G	LEMELIN, Rejean (DNP)	1977-78
18	LW	LESUK, Bill	1970-72
31	G	LINDBERGH, Pelle	1981-86
88	C	LINDROS, Eric	1992-00

NO.	POS.	PLAYER	SEASON (S)
26, 14, 18	C	LINSEMAN, Ken	1978-82, 89-90
35	G	LITTLE, Neil	1996-04
23	LW	LOMAKIN, Andrei	1991-93
18	LW	LONSBERRY, Ross	1971-78
15	RW	LUCAS, Danny	1978-79
15	RW	LUPUL, Joffrey	2007-09

<b>M</b>			
25	LW	MacADAM, Al	1973-74
19, 21	LW	MacLEISH, Rick	1970-81, 83-84
34	C	MacNEIL, Ian	2002-03
19, 4, 21, 24	D	MacSWEYN, Ralph	1968-72
14	C	MacTAVISH, Craig	1994-96
20	LW	MAGUIRE, Kevin	1989-90
3, 25	D	MAIR, Jimmy	1970-72
43, 23	D	MALGUNAS, Stewart	1993-95
2	D	MALAKHOV, Vladimir	2003-04
28	C	MANDERVILLE, Kent	1999-02
15, 14	LW	MANELUK, Mike	1998-99, 99-00
8, 42	D	MANTHA, Moe	1988-89, 91-92
55	D	MARKOV, Danny	2003-04
8	D	MARSH, Brad	1981-88
24	D	McALLISTER, Chris	2000-03
9	LW	McAMMOND, Dean	2000-01
25, 36, 5	D	McCARTHY, Kevin	1977-79, 85-87
21	RW	McCARTHY, Sandy	1998-00
10	D	McCRIMMON, Brad	1982-87
27, 29	D	McGILL, Ryan	1992-95
3	D	McGILLIS, Dan	1997-03
29	D	McILHARGEY, Jack	1974-77, 79-81
30, 24	G	McLEOD, Don	1971-72
23	C	McEEHAN, Gerry	1968-69
19	RW	MELLANBY, Scott	1985-91
40	RW	MELOCHE, Eric	2006-07
13	C	METROPOLIT, Glen	2008-09
48, 34	D	MEYER, Freddy	2003-07
35, 13	RW	MICHAYLUK, Dave	1981-83
15	RW	MICKEY, Larry	1971-72
4	D	MISZUK, John	1968-70
26	D	MODRY, Jaroslav	2007-08
36	LW	MOKOSAK, Carl	1985-86
22	C	MONTGOMERY, Jim	1994-96
39	G	MOORE, Robbie	1978-80
21	RW	MORRISON, Gary	1979-82
8	RW	MORRISON, Lew	1969-72
33	G	MRAZEK, Jerome	1975-76
41	LW	MULVENNA, Glenn	1992-93
67	G	MUNROE, Scott (DNP)	2006-09
3	D	MURPHY, Gord	1988-92
39	C	MURRAY, Marty	2001-03
39	C	MURRAY, Mike	1987-88
23, 24	LW	MURRAY, Pat	1990-92
25, 24	D	MURRAY, Terry	1975-77, 78-79, 80-81
18	RW	MYHRES, Brantt	1997-98
31	G	MYRE, Phil	1979-81

<b>N</b>			
42	LW	NACHBAUR, Don	1985-90
5	D	NATTRESS, Ric	1992-93
93	C	NEDVED, Petr	2005-07

# ALL-TIME FLYERS ROSTER – 1967-2009

NO.	POS.	PLAYER	SEASON (S)
44	D	NIINIMAA, Janne	1996-98
30	G	NIITYMAKI, Antero	2003-09
14	RW	NODL, Andreas	2008-**
22,21,14,17	RW	NOLET, Simon	1967-74

## O

77	C	OATES, Adam	2001-02
29	LW	ODJICK, Gino	1999-01
49	G	OUELLET, Maxime	2000-01
17	LW	OSBURN, Randy	1974-75
29	C	OTTO, Joel	1995-98

## P

21, 12, 32	RW	PADDOCK, John	1976-77, 79-80, 82-83
20, 18, 19	RW	PAIEMENT, Rosaire	1967-70
30, 1	G	PARENT, Bernie	1967-71, 73-79
77	D	PARENT, Ryan	2006-**
7	LW	PARIZEAU, Michel	1971-72
15	C	PARK, Richard	1998-99
12	C	PASLAWSKI, Greg	1992-93
6, 28	LW	PATERSON, Joe	1984-85
34	D	PATTERSON, Dennis	1979-80
41, 14	LW	PEDERSON, Mark	1990-93
33	G	PEETERS, Pete	1978-82, 89-91
49	G	PELLETIER, Jean-Marc	1998-00
19	D	PELLETIER, Roger	1967-68
22	RW	PELUSO, Mike	2003-04
15	C	PETERS, Garry	1967-71
8	D	PETIT, Michel	1996-97
41, 29, 45	D	PICARD, Alexandre	2005-08
42	LW	PICARD, Michel	2000-01
44	D	PITKANEN, Joni	2003-07
38	C	PLANTE, Derek	2000-01
25, 20	RW	PLANTE, Pierre	1971-73
11	LW	PLETKA, Vaclav	2001-02
25	LW	PODIEN, Shjon	1994-99
11	C	POTULNY, Ryan	2005-08
25	D	POTVIN, Jean	1971-73
34, 20	C	POULIN, Dave	1982-90
36	C	POWE, Darroll	2008-**
18	LW	PRESTON, Yves	1978-79, 80-81
25	C	PRIMEAU, Keith	1999-06
28, 54	D	PRINTZ, David	2005-07
14, 26	LW	PROPP, Brian	1979-90
45, 40	C	PROSPAL, Vaclav	1996-98, 2007-08

## Q

14, 10, 11	C	QUINN, Dan	1991-92, 95-96
------------	---	------------	----------------

## R

29	D	RACINE, Yves	1993-94
60	RW	RADUNS, Nate	2008-09
19	RW	RADIVOJEVIC, Branko	2003-06
28	D	RAGNARSSON, Marcus	2002-04
5	D	RAMAGE, Rob	1993-94
19	LW	RANHEIM, Paul	2000-03
3	D	RATHJE, Mike	2005-09
14	LW	READY, Ryan	2005-06
8, 11	RW	RECCHI, Mark	1991-95, 98-04
26	RW	REID, Darren	2006-08

19	RW	RENBERG, Mikael	1993-97, 98-00
33	G	RESCH, Glenn	1985-87
18	C	RICCI, Mike	1990-92
18	C	RICHARDS, Mike	2005-**
22	D	RICHARDSON, Luke	1997-02
34, 5	D	RICHTER, Dave	1985-86
31	LW	RITCHIE, Bob	1976-77
36	D	ROBERTS, Gordie	1987-88
27	C	ROBITAILLE, Randy	2006-07
9	RW	ROCHEFORT, Leon	1967-69
97	C	ROENICK, Jeremy	2001-04
42	RW	ROMANIUK, Russ	1995-96
48, 34	D	ROOT, Bill	1987-88
42	C	ROSS, Jared	2008-**
10	LW	ROUPE, Magnus	1987-88
33	G	ROUSSEL, Dominic	1991-96, 96-97
36, 3, 5	D	RUMBLE, Darren	1990-92, 95-97
40,9,15,14	RW	RUZICKA, Stefan	2005-08

## S

47	D	SABOL, Shaun	1989-90
15	RW	SACCO, Joe	2002-03
25, 11	RW	SALESKI, Don	1971-79
28	D	SAMUELSSON, Kjell	1986-92, 95-98
55	D	SAMUELSSON, Ulf	1999-00
50	D	SANDELIN, Scott	1990-91
8	LW	SANDERSON, Geoff	2006-07
21, 24	RW	SARRAZIN, Dick	1968-70, 71-72
27	C	SAVAGE, Andre	2002-03
49	LW	SAVAGE, Brian	2005-06
47	D	SBISA, Luca	2008-09
10	RW	SCHMAUTZ, Cliff	1970-71
22	LW	SCHOCK, Danny	1970-71
25, 8	LW	SCHULTZ, Dave	1971-76
11	C	SEABROOKE, Glen	1986-89
21	LW	SECORD, Al	1988-89
36, 28	D	SEIDENBERG, Dennis	2002-06
10	LW	SELBY, Brit	1967-69
34, 44	C	SEMENOV, Anatoli	1994-96
30	G	SETTLEMYRE, Dave (DNP)	1989-90
51,11,18,32,9	C	SHARP, Patrick	2002-06
21	RW	SIKLENKA, Mike	2002-03
11	C	SILLINGER, Mike	1997-99
11	RW	SIM, Jon	2005-06
48	LW	SIMPSON, Reid	1991-92
23	L/RW	SINISALO, Ilkka	1981-90
21	RW	SIROIS, Bob	1974-75
9, 27	C	SITTLER, Darryl	1982-84
15	C	SKALDE, Jarrod	2001-02
43	D	SKOLNEY, Wade	2005-06
40	D	SLOANE, David	2008-**
15, 45	D	SLANEY, John	2001-02, 2003-04
24	LW	SMITH, Derrick	1984-91
21	D	SMITH, Jason	2007-08
24, 5	D	SMITH, Steve	1981-82, 84-87
40, 6	D	SMYTH, Greg	1986-88
30	G	SNOW, Garth	1995-98
14	C	SNUGGERUD, Dave	1992-93
30	G	SODERSTROM, Tommy	1992-94
20	LW	SOMIK, Radovan	2002-04



# ALL-TIME FLYERS ROSTER – 1967-2009

NO.	POS.	PLAYER	SEASON (S)
30	G	ST. CROIX, Rick	1977-83
42, 22	D	ST. JACQUES, Bruno	2001-03
23	RW	STANKIEWICZ, Myron	1968-69
6	D	STANLEY, Allan	1968-69
28, 34, 29	D	STANLEY, Daryl	1983-84, 85-87
35	G	STEPHENSON, Wayne	1974-79
41	D	STEVENS, John	1986-88
25	LW	STEVENS, Kevin	2000-01
27	RW	STEPHENSON, Turner	2005-06
44	C	STOCK, P.J.	2000-01
35	G	STORR, Jamie (DNP)	2005-06
44	C	STOTHERS, Mike	1984-88
19	C	STRATTON, Art	1967-69
15	LW	SULLIMAN, Doug	1988-90
11, 10	LW	SUTHERLAND, Bill	1967-71
15	RW	SUTTER, Rich	1983-86
14	C	SUTTER, Ron	1982-91
4	D	SUZOR, Mark	1976-77
3, 23	D	SVOBODA, Petr	1994-99
22	RW	SWARBRICK, George	1970-71
23	D	SYKORA, Michal	2000-01
26	D	SYVRET, Danny	2008-09

## T

30	G	TAYLOR, Bobby	1971-76
35, 15	C	TAYLOR, Mark	1981-83
5	D	TERTYSHNY, Dmitri	1998-99
6	D	THERIEN, Chris	1994-04, 2005-06
25	LW	THORESEN, Patrick	2007-08
17	RW	TIBBETTS, Billy	2001-02
2	D	TILEY, Brad	2000-01
3	D	TIMANDER, Mattias	2003-04
46	D	TIMONEN, Jussi	2006-07
44	D	TIMONEN, Kimmo	2007-*
14	C	TIPPETT, Dave	1993-94
22, 92	RW	TOCCHET, Rick	1984-92, 99-02
53	RW	TOLPEKO, Denis	2007-08
37	C	TOOKEY, Tim	1986-87

## U

20	C	UMBERGER, R.J.	2005-08
9	RW	UPSHALL, Scottie	2006-09

## V

23	D	VAANANEN, Ossi	2008-09
34	G	VANBIESBROUCK, John	1998-00
23, 26	D	VANDERMEER, Jim	2002-04, 2007-08
2	D	VAN IMPE, Ed	1967-76
43, 28, 11	RW	VERVERGAERT, Dennis	1978-80
43	C	VILGRAIN, Claude	1993-94
24, 29	LW	VOPAT, Roman	1998-99

## W

36	C	WALZ, Wes	1991-93
18	LW	WARRINER, Todd	2002-03
38	C	WASHBURN, Steve	1999-00, 2000-01
20	D	WATSON, Jimmy	1972-82
3, 14	D	WATSON, Joe	1967-78
2	D	WEINRICH, Eric	2001-04
7	D	WELLS, Jay	1988-90

54	RW	WESENBERG, Brian	1998-00
8, 6	D	WESLEY, Blake	1979-81
14, 15	C	WHITE, Peter	1998-01, 2003-04
15, 23	C	WHITE, Todd	1999-00
24	D	WILKIE, Bob	1993-94
35, 34	C	WILLIAMS, Gordie	1981-83
14	RW	WILLIAMS, Justin	2000-04
3	D	WILSON, Behn	1978-83
1	G	WILSON, Dunc	1969-70
32	RW	WINNES, Chris	1993-94
35	G	WREGGET, Ken	1988-92
18	LW	WRIGHT, Jamie	2002-03
20	LW	WRIGHT, Keith	1967-68
10, 15, 21, 20	C	WRIGHT, Larry	1971-73, 75-76

## Y

61	C	YORK, Mike	2006-07
6	C	YOUNG, Tim	1984-85
30	G	YOUNG, Wendell	1987-88
2, 22	D	YUSHKEVICH, Dmitry	1992-95, 02-03

## Z

24	D	ZALAPSKI, Zarley	1999-00
24	D	ZEIDEL, Larry	1967-69
26	LW	ZELEPUKIN, Valeri	1998-00
40	LW	ZENT, Jason	1998-00
26	D	ZETTLER, Rob	1993-95
25	C	ZEZEL, Peter	1984-88
23	C	ZHAMNOV, Alexei	2003-04
77	D	ZHITNIK, Alexei	2006-07
42, 9	LW	ZUBRUS, Dainius	1996-99

■ Denotes Flyers retired number

\*\* Still active on Flyers roster

(DNP): Dressed, but did not play

# FLYERS STANLEY CUP AND STREAK TEAMS

## 1973-74 STANLEY CUP CHAMPIONS

**General Manager:** Keith Allen **Coach:** Fred Shero

Barry Ashbee	Ross Lonsberry
Bill Barber	Al MacAdam
Tom Bladon	Rick MacLeish
Bobby Clarke - C	Simon Nolet
Bill Clement	Bernie Parent
Bruce Cowick	Don Saleski
Terry Crisp	Dave Schultz
Gary Dornhoefer	Bob Taylor
Andre Dupont	Ed Van Impe
Bill Flett	Jimmy Watson
Bob Kelly	Joe Watson
Orest Kindrachuk	

Trainers: Jim McKenzie, Frank Lewis

## 1974-75 STANLEY CUP CHAMPIONS

**General Manager:** Keith Allen **Coach:** Fred Shero

Bill Barber	Ross Lonsberry
Tom Bladon	Rick MacLeish
Bobby Clarke - C	Bernie Parent
Bill Clement	Don Saleski
Terry Crisp	Dave Schultz
Gary Dornhoefer	Wayne Stephenson
Andre Dupont	Bob Taylor
Larry Goodenough	Ed Van Impe
Ted Harris	Jimmy Watson
Bob Kelly	Joe Watson
Orest Kindrachuk	
Reggie Leach	

Trainers: Jim McKenzie, Frank Lewis

## THE FLYERS STREAK

October 14, 1979 to January 6, 1980: 25 WINS 0 LOSSES 10 TIES

Longest undefeated streak of any team in the history of professional sports in North America.

**General Manager:** Keith Allen **Coach:** Pat Quinn

Bill Barber	Bobby Clarke	Paul Holmgren	Phil Myre	Dennis Ververgaert
Norm Barnes	Bob Dailey	Bob Kelly	John Paddock	Jimmy Watson
Frank Bathe	Andre Dupont	Reggie Leach	Dennis Patterson	Behn Wilson
Mel Bridgman - C	Tom Gorenice	Ken Linseman	Pete Peeters	
Mike Busniuk	Al Hill	Rick MacLeish	Brian Propp	

## FLYERS ALL-TIME COACHES, CAPTAINS AND GENERAL MANAGERS

### COACHES

	SEASONS			
Keith Allen	1967-68	thru	1968-69	
Vic Stasiuk	1969-70	thru	1970-71	
Fred Shero	1971-72	thru	1977-78	
Bob McCammon	1978-79			
Pat Quinn	1978-79	to	1981-82	
Bob McCammon	1981-82	thru	1983-84	
Mike Keenan	1984-85	thru	1987-88	
Paul Holmgren	1988-89	to	1991-92	
Bill Dineen	1991-92	thru	1992-93	
Terry Simpson	1993-94			
Terry Murray	1994-95	thru	1996-97	
Wayne Cashman	1997-98			
Roger Neilson	1997-98	to	1999-2000	
Craig Ramsay	1999-2000	to	2000-01	
Bill Barber	2000-01	thru	2001-02	
Ken Hitchcock	2002-03	to	2006-07	
John Stevens	2006-07	to	present	

### CAPTAINS

	SEASONS			
Lou Angotti	1967-68			
Ed Van Impe	1968-69	to	1972-73	
Bobby Clarke	1972-73	thru	1978-79	
Mel Bridgman	1979-80	thru	1980-81	
Bill Barber	1981-82	to	1982-83	
Bobby Clarke	1982-83	thru	1983-84	
Dave Poulin	1984-85	to	1989-90	
Ron Sutter	1989-90	thru	1990-91	
Rick Tocchet	1991-92			
Kevin Dineen	1993-94			
Eric Lindros	1994-95	to	1999-2000	
Eric Desjardins	1999-2000	to	2001-02	
Keith Primeau	2001-02	to	2005-06	
Derian Hatcher	2005-06			
Peter Forsberg	2006-07			
Jason Smith	2007-08			
Mike Richards	2008-09	to	present	

### GENERAL MANAGERS

	SEASONS			
Bud Poile	1967-68	to	1969-70	
Keith Allen	1969-70	thru	1982-83	
Bob McCammon	1983-84			
Bob Clarke	1984-85	thru	1989-90	
Russ Farwell	1990-91	thru	1993-94	
Bob Clarke	1994-95	to	2006-07	
Paul Holmgren	2006-07	to	present	

## ALL-TIME FLYERS TRADES 1967-2009

**OCTOBER 18, 1967:** 1st Round in 1970 (Rick MacLeish) to Boston for Rosaire Paiement.

**OCTOBER 23, 1967:** Cash to Cleveland (AHL) for Larry Zeidel.

**FEBRUARY 27, 1968:** Wayne Hicks to Pittsburgh for Art Stratton.

**MAY 20, 1968:** Art Stratton and John Hanna to Seattle for Earl Heiskala.

**JUNE 11, 1968:** Lou Angotti and Ian Campbell to St. Louis for Darryl Edestrand and Jerry Melnyk.

**MARCH 2, 1969:** Brit Selby and Forbes Kennedy to Toronto for Gerry Meehan and Mike Byers.

**MAY 14, 1969:** John Miszuk to Minnesota for Wayne Hillman; Ron Buchanan to St. Louis for cash.

**JUNE 6, 1969:** Don Blackburn and Leon Rochefort to NY Rangers for Reggie Flemming.

**JUNE 10, 1969:** Bob Barlow to Minnesota for cash.

**JUNE 12, 1969:** Cash to Montreal for Jean-Guy Gendron.

**MAY 20, 1970:** Mike Byers to Los Angeles for Brent Hughes.

**MAY 22, 1970:** Darryl Edestrand and Larry McKillop to Hershey (AHL) for Barry Ashbee.

**JUNE 11, 1970:** Terry Ball to Pittsburgh for George Swarbrick.



**JANUARY 31, 1971:** Mike Walton to Boston for Rick MacLeish and Danny Schock.

**JANUARY 31, 1971:** Bernie Parent and 2nd Round in 1971 (Rick Kehoe) to Toronto for Mike Walton, Bruce Gamble, and 1st Round in 1971 (Pierre Plante).

**JUNE 13, 1971:** Larry Hillman to Los Angeles for Larry Mickey.

**OCTOBER 15, 1971:** Andre Lacroix to Chicago for Rick Foley.

**NOVEMBER 16, 1971:** Larry Mickey to Buffalo for Larry Keenan.

**JANUARY 28, 1972:** Serge Bernier, Jimmy Johnson, Bill Lesuk to Los Angeles for Bill Flett, Ed Joyal, Ross Lonsberry, and Jean Potvin.

**AUGUST 3, 1972:** Cash to Boston for John McKenzie.

**DECEMBER 14, 1972:** Brent Hughes and Pierre Plante to St. Louis for Andre Dupont and 3rd Round in 1973 (Bob Stumpf).

**MARCH 5, 1973:** Jean Potvin and a player to be named later (Glen Irwin) to NY Islanders for Terry Crisp.

**MAY 15, 1973:** 1st Round in 1973 (Bob Neely) and future considerations (Doug Favell) to Toronto for the rights to Bernie Parent and 2nd Round in 1973 (Larry Goodenough).

**MAY 15, 1973:** Rick Foley to Detroit for Serge Lajeunesse.

**MAY 23, 1973:** Willie Brossart to Toronto for cash.

**MAY 25, 1973:** Bob Currier, Tom Trevelyan, Bob Hurlbust, and Jim Stanfield to San Diego (WHL) for Bruce Cowick.

**JULY 27, 1973:** Doug Favell to Toronto to complete May 15, 1973 trade.

**MAY 24, 1974:** Larry Wright, Al MacAdam, and 1st Round in 1974 (Ron Chipperfield) to California for Reggie Leach.

**MAY 27, 1974:** Bill Flett to Toronto for Dave Fortier and Randy Osburn.

**SEPTEMBER 16, 1974:** 2nd Round in 1975 (Jamie Masters) and rights to Randy Andreachuk to St. Louis for Wayne Stephenson.

**SEPTEMBER 16, 1974:** Cash to St. Louis for Ted Harris.

**DECEMBER 11, 1974:** George Pesut to California for Ron Chipperfield.

**JUNE 4, 1975:** Bill Clement, Don McLean, and 1st Round in 1975 (Alex Forsythe) to Washington for 1st Round in 1975 (Mel Bridgman).

**DECEMBER 15, 1975:** Bob Sirois to Washington for a player to be named later (John Paddock).

**MARCH 9, 1976:** Bobby Taylor and Ed Van Impe to Pittsburgh for Gary Inness.

**SEPTEMBER 29, 1976:** Dave Schultz to Los Angeles for 4th Round in 1977 (Yves Gaillemette) and 2nd Round in 1978 (later transferred to Colorado; Merlin Malinowski).

**NOVEMBER 24, 1976:** Cash to Washington for Harvey Bennett.

**DECEMBER 4, 1976:** Bill Collins to Washington for cash.

**JANUARY 20, 1977:** Larry Goodenough and Jack McIlhargey to Vancouver for Bob Dailey.

**FEBRUARY 17, 1977:** Terry Murray, Bob Ritchie, Steve Coates, and Dave Kelly to Detroit for Rick Lapointe and Mike Korney.

**JUNE 17, 1977:** Steve Short to Los Angeles for future considerations (Paul Evans).

**AUGUST 5, 1977:** Mark Suzor to Colorado for Barry Dean.

**OCTOBER 28, 1977:** Harvey Bennett to Minnesota for Blake Dunlop and 3rd Round in 1978 (Gord Salt).

**NOVEMBER 1, 1977:** Cash to Detroit for Terry Murray.

**NOVEMBER 3, 1977:** Paul Evans from Los Angeles to complete June 17, 1977 trade.

**JUNE 2, 1978:** Fred Shero to NY Rangers for 1st Round in 1978 (Ken Linseman).

**JUNE 14, 1978:** Tom Bladon, Ross Lonsberry, and Orest Kindrachuk to Pittsburgh for 1st Round in 1978 (Behn Wilson) and future considerations.

**AUGUST 31, 1978:** Joe Watson to Colorado for cash.

**DECEMBER 29, 1978:** Drew Callander and Kevin McCarthy to Vancouver for Dennis Ververgaert.

## ALL-TIME FLYERS TRADES 1967-2009

**MARCH 3, 1979:** Don Saleski to Colorado for future considerations.

**JUNE 7, 1979:** Blake Dunlop and Rick Lapointe to St. Louis for Phil Myre.

**AUGUST 16, 1979:** Wayne Stephenson to Washington for 3rd Round in 1981 (Barry Tabobondung).

**SEPTEMBER 4, 1979:** Dennis Sobchuk to Detroit for 5th Round in 1981 (Dave Michayluk).

**JANUARY 2, 1980:** Cash to Vancouver for Jack McIlhargey.

**JUNE 11, 1980:** Barry Dean to Edmonton for Ron Areshenkov and 10th Round in 1980 (Bob O'Brien).

**AUGUST 11, 1980:** John Paddock to Quebec for cash.

**AUGUST 21, 1980:** Bob Kelly to Washington for 3rd Round in 1982 (Bill Campbell).

**SEPTEMBER 15, 1980:** Andre Dupont to Quebec for cash and 7th Round in 1981 (Vladimir Svitek).

**NOVEMBER 21, 1980:** Norm Barnes and Jack McIlhargey to Hartford for 2nd Round in 1982 (later transferred to Toronto; Peter Ihnacak).

**FEBRUARY 26, 1981:** Phil Myre to Colorado for cash.

**JULY 3, 1981:** Rick MacLeish, Blake Wesley, Don Gillen, and 1st Round in 1982 (Paul Lawless), 2nd Round in 1982 (Mark Paterson), and 3rd Round in 1982 (Kevin Dineen) to Hartford for Ray Allison, Fred Arthur, 1st Round in 1982 (Ron Sutter), and 3rd Round in 1982 (Miroslav Dvorak).

**NOVEMBER 11, 1981:** Mel Bridgman to Calgary for Brad Marsh.

**JANUARY 20, 1982:** Rick Costello, Hartford's 2nd Round in 1982 (Peter Ihnacak), and future considerations (Ken Strong) to Toronto for Darryl Sittler.

**JUNE 9, 1982:** Pete Peeters to Boston for Brad McCrimmon.

**AUGUST 20, 1982:** Greg Adams, Ken Linseman, 1st Round in 1983 (David Jensen) and 3rd Round in 1983 (Leif Karlsson) to Hartford for Mark Howe and 3rd Round in 1983 (Derrick Smith).

**OCTOBER 22, 1982:** Peter Dineen to Edmonton for Bob Hoffmeyer.

**JANUARY 11, 1983:** Rick St. Croix to Toronto for Michel Larocque.

**JUNE 8, 1983:** Behn Wilson to Chicago for Doug Crossman and 2nd Round in 1984 (Scott Mellanby).

**OCTOBER 23, 1983:** Andy Brickley, Mark Taylor, Ron Flockhart, 1st Round in 1984 (Roger Belanger) and 3rd Round in 1984 (later transferred to Vancouver; Mike Stevens) to Pittsburgh for Rich Sutter, 2nd Round in 1984 (Greg Smyth), and 3rd Round in 1984 (David McLay).

**JANUARY 5, 1984:** Michel Larocque to St. Louis for cash.

**JANUARY 8, 1984:** Rick MacLeish to Detroit for future considerations.

**FEBRUARY 23, 1984:** Paul Holmgren to Minnesota for rights to Paul Guay and 3rd Round in 1985 (Darryl Gilmour).

**SEPTEMBER 27, 1984:** Sam St. Laurent to New Jersey for future considerations.

**OCTOBER 10, 1984:** Darryl Sittler to Detroit for Joe Paterson and Murray Craven.

**OCTOBER 16, 1984:** Future considerations to Winnipeg for Tim Young.

**MARCH 12, 1985:** Glen Cochrane to Vancouver for 3rd Round in 1986 (later transferred to Vancouver, Dan Gibson).

**OCTOBER 11, 1985:** Paul Guay and 4th Round in 1986 (Sylvain Couturier) to Los Angeles for Steve Seguin and 2nd Round in 1986 (Jukka Seppo).

**NOVEMBER 29, 1985:** Ed Hospodar and Todd Bergen to Minnesota for Bo Berglund and Dave Richter.

**DECEMBER 6, 1985:** Len Hachborn to Los Angeles for cash.

**DECEMBER 18, 1985:** Joe Paterson to Los Angeles for 4th Round in 1986 (Mark Bar).

**MARCH 11, 1986:** 3rd Round in 1986 (Marc Laniel) to New Jersey for Glenn "Chico" Resch.

**JUNE 6, 1986:** Rich Sutter, Dave Richter, and Vancouver's earlier acquired 3rd Round in 1986 (Dan Gibson) to Vancouver for J.J. Daigneault, 2nd Round in 1986 (Kent Hawley), and 5th Round in 1987 (later transferred to Vancouver; Sean Fabian).

**JUNE 21, 1986:** 5th Round in 1986 (Todd McLellan) to New York Islanders for Mike Murray.

**OCTOBER 30, 1986:** Andre Villeneuve to Montreal for Dom Campedelli.



**DECEMBER 18, 1986:** Bob Froese to NY Rangers for Kjell Samuelsson and 2nd Round in 1989 (Patrik Juhlin).

**MARCH 9, 1987:** Dom Campedelli to Edmonton for Jeff Brubaker.

**JUNE 13, 1987:** 2nd Round in 1987 (Bob Wilkie) to Detroit for Mark Laforest.

**JUNE 13, 1987:** Vancouver's earlier acquired 5th Round in 1987 (Sean Fabian) to Vancouver for 5th Round in 1989 (later transferred to Vancouver; Peter White).

**JULY 21, 1987:** Jeff Brubaker to New York Rangers for cash.

**AUGUST 26, 1987:** Brad McCrimmon to Calgary for 1st Round in 1989 (later transferred to Toronto; Steve Bancroft) and 3rd Round in 1988 (Dominic Roussel).

**AUGUST 31, 1987:** Darren Jensen and Daryl Stanley to Vancouver for Wendell Young and 3rd Round in 1990 (Kimbi Daniels).

**DECEMBER 4, 1987:** Mike Stothers to Toronto for 5th Round in 1989 (later transferred to Minnesota; Pat MacLeod).

## ALL-TIME FLYERS TRADES 1967-2009

**JANUARY 22, 1988:** Lindsay Carson to Hartford for Paul Lawless.

**FEBRUARY 9, 1988:** 4th Round in 1989 (Jean-Francois Quintin) to Minnesota for Gordie Roberts.

**MARCH 1, 1988:** Paul Lawless and Vancouver's earlier acquired 5th Round in 1989 (Peter White) to Vancouver for Willie Huber.

**MARCH 8, 1988:** Gordie Roberts to St. Louis for 5th Round in 1989 later upgraded to 4th Round in 1989 (Reid Simpson).

**JUNE 21, 1988:** Bill Root to Toronto for Mike Stothers.

**JULY 25, 1988:** Greg Smyth and 3rd Round in 1989 (John Tanner) to Quebec for Terry Carkner.

**SEPTEMBER 1, 1988:** Wendell Young and 7th Round in 1990 (Mika Valila) to Pittsburgh for 3rd Round in 1990 (Chris Therien).

**SEPTEMBER 28, 1988:** Michael Boyce to NY Rangers for Chris Jensen.

**SEPTEMBER 29, 1988:** Doug Crossman to Los Angeles for Jay Wells.

**NOVEMBER 7, 1988:** J.J. Daigneault to Montreal for Scott Sandelin.

**NOVEMBER 29, 1988:** Peter Zezel to St. Louis for Mike Bullard.

**DECEMBER 8, 1988:** Toronto's earlier acquired 5th Round in 1989 (Pat MacLeod) to Minnesota for Moe Mantha.

**DECEMBER 12, 1988:** Future considerations to Winnipeg for Steve Fletcher.

**FEBRUARY 7, 1989:** 5th Round in 1989 (Keith Carney) to Toronto for Al Secord.

**FEBRUARY 7, 1989:** Dave Brown to Edmonton for Keith Acton and 6th Round in 1991 (Dimitri Yushkevich).

**MARCH 6, 1989:** 1st Round in 1989 (Rob Peterson) and Calgary's earlier acquired 1st Round in 1989 (Steve Bancroft) to Toronto for Ken Wregget.

**JULY 21, 1989:** Shawn Cronin to Winnipeg for future considerations.

**AUGUST 28, 1989:** 7th Round in 1991 to Toronto for the rights to Jiri Latal.

**SEPTEMBER 8, 1989:** Mark Laforest to Toronto for 6th Round in 1991 (later upgraded to 5th Round in 1991) and 7th Round in 1991 (previously traded to Toronto for rights to Jiri Latal; Andrei Lomakin).

**SEPTEMBER 28, 1989:** Pete Peeters and Keith Acton to - Winnipeg for future considerations.

**OCTOBER 3, 1989:** 5th Round in 1991 (acquired earlier from Toronto; Juha Ylonen) and a conditional pick (acquired earlier from Winnipeg for Shawn Cronin) to Winnipeg for Pete Peeters and Keith Acton.

**JANUARY 5, 1990:** 4th Round in 1990 or 1991 (Oilers' option) to Edmonton for Norman Lacombe. The Oilers exercised the 1990 option and selected Joel Blain.



**JANUARY 16, 1990:** Dave Poulin to Boston for Ken Linseman.

**MARCH 2, 1990:** Brian Propp to Boston for 2nd Round in 1990 (Terran Sandwith).

**MARCH 5, 1990:** Jay Wells and 4th Round in 1991 (Peter Ambroziak) to Buffalo for Kevin Maguire and 2nd Round in 1990 (Mikael Renberg).

**JUNE 16, 1990:** Kevin Maguire and 8th Round in 1991 (Dimitri Mironov) to Toronto for 3rd Round in 1990 (Al Kinisky).

**MARCH 5, 1991:** 2nd Round in 1991 (Jim Campbell) to Montreal for Mark Pederson.

**MAY 30, 1991:** Scott Mellanby, Craig Berube and Craig Fisher to Edmonton for Dave Brown, Corey Foster and the rights to Jari Kurri.

**MAY 30, 1991:** Jeff Chychrun and the rights to Jari Kurri to Los Angeles for Steve Duchesne, Steve Kasper and 4th Round in 1991 (Aris Brimanis).

**JULY 29, 1991:** Rights to Mike Bullard to Toronto for 3rd Round in 1993 (Vaclav Prospal).

**AUGUST 5, 1991:** Shaun Sabol to New York Rangers for future considerations.

**AUGUST 8, 1991:** Don Biggs to New York Rangers for future considerations.

**SEPTEMBER 22, 1991:** Ron Sutter and Murray Baron to St. Louis for Rod Brind'Amour and Dan Quinn.

**NOVEMBER 13, 1991:** Murray Craven and 4th Round (Kevin Smyth) in 1992 to Hartford for Kevin Dineen.

**JANUARY 2, 1992:** Gord Murphy, Brian Dobbin and 3rd Round in 1992 (Sergi Zholtok) to Boston for Garry Galley, Wes Walz and exchange of Boston's 3rd round in 1993 (Milos Holan) for the Flyers' 4th round in 1993 (Charles Paquette).

**FEBRUARY 7, 1992:** Tony Horacek to Chicago for Ryan McGill.

**FEBRUARY 19, 1992:** Rick Tocchet, Kjell Samuelsson, Ken Wregget and 3rd Round (Dave Roche) to Pittsburgh for Mark Recchi, Brian Benning and Los Angeles' 1st Round in 1992 (Jason Bowen). (Benning and 1st Round were obtained by Pittsburgh in a separate transaction with Los Angeles.)

**FEBRUARY 27, 1992:** Future considerations to Winnipeg for Moe Mantha.

## ALL-TIME FLYERS TRADES 1967-2009

**JUNE 20, 1992:** Mike Ricci, Peter Forsberg, Steve Duchesne, Kerry Huffman, Ron Hextall, Chris Simon, Flyers 1st Round in 1993 (Jocelyn Thibault) and 1994 and \$15 million to Quebec for Eric Lindros.

**OCTOBER 1, 1992:** 4th Round in 1993 to Detroit for Brent Fedyk.

**OCTOBER 1, 1992:** 3rd Round in 1993 and 5th Round in 1994 to Winnipeg for Stephane Beauregard.

**DECEMBER 8, 1992:** Steve Kasper to Tampa Bay for Dan Vincelette.

**DECEMBER 18, 1992:** Mark Pederson to San Jose for Dave Snuggerud.

**JANUARY 16, 1993:** Brian Benning to Edmonton for Josef Beranek and Greg Hawgood.

**FEBRUARY 2, 1993:** Future considerations to Detroit for Bob Wilkie.

**MARCH 18, 1993:** Greg Paslawski to Calgary for 9th Round in 1993 (E.J. Bradley).

**JUNE 11, 1993:** Stephane Beauregard to Winnipeg for 3rd Round in 1993 and 5th Round in 1994.

**JUNE 20, 1993:** Rights to Greg Johnson and 5th round in 1994 (Frederic Deschenes) to Detroit for Jim Cummins and the Flyers' 4th Round in 1993 (previously exchanged for Brent Fedyk).

**AUGUST 5, 1993:** Shawn Cronin to San Jose for future considerations.

**SEPTEMBER 9, 1993:** Fifth Round in 1995 (David Arsenault) to Detroit for Stewart Malmgren.

**OCTOBER 5, 1993:** Terry Carkner to Detroit for Yves Racine and 4th Round in 1994 (Sebastien Vallee).

**NOVEMBER 28, 1993:** Future considerations to Montreal for Rob Ramage.

**NOVEMBER 30, 1993:** Greg Hawgood to Florida for future considerations.

**FEBRUARY 1, 1994:** Viacheslav Butsayev to San Jose for Rob Zettler.

**FEBRUARY 21, 1994:** Future considerations to Montreal for Frederic Chabot.

**MARCH 5, 1994:** Claude Boivin and the rights to Kirk Daubenspeck to Ottawa for Mark Lamb.

**MARCH 18, 1994:** Jim Cummins and 4th Round in 1995 to Tampa Bay for Rob DiMaio.

**MARCH 21, 1994:** Pelle Eklund to Dallas for 8th Round in 1994 (Raymond Giroux).

**JUNE 15, 1994:** Second Round in 1994 (Ryan Johnson) to Florida as compensation for Bob Clarke.

**JUNE 29, 1994:** Yves Racine to Montreal for Kevin Haller.

**SEPTEMBER 6, 1994:** Alexander Selivanov to Tampa Bay for Flyers' 4th Round in 1995 (Radovan Somik).

**SEPTEMBER 22, 1994:** Tommy Soderstrom to NY Islanders for Ron Hextall and 6th Round in 1995 (Dmitri Tertysny).

**FEBRUARY 2, 1995:** Scott LaGrand to Tampa Bay for Mike Greenlay.



**FEBRUARY 9, 1995:** Mark Recchi and 3rd Round in 1995 (Martin Hohenberger) to Montreal for Eric Desjardins, Gilbert Dionne and John LeClair.

**FEBRUARY 10, 1995:** Mark Lamb to Montreal for undisclosed amount of cash.

**FEBRUARY 15, 1995:** Josef Beranek to Vancouver for Shawn Antoski.

**FEBRUARY 16, 1995:** Bob Wilkie and 5th Round in 1997 (Kyle Calder) to Chicago for Karl Dykhuis.

**MARCH 8, 1995:** Milos Holan to Anaheim for Anatoli Semenov.

**MARCH 13, 1995:** Ryan McGill to Edmonton for Brad Zavisha and 6th Round in 1995 (Jamie Sokolsky).

**APRIL 7, 1995:** Garry Galley to Buffalo for Petr Svoboda.

**JUNE 27, 1995:** Rights to Jeff Finley to Winnipeg for Russ Romaniuk.

**JULY 8, 1995:** Rob Zettler to Toronto for 5th Round in 1996 (Per-Ragnar Bergqvist).

**JULY 12, 1995:** 3rd Round (later traded to Washington, Shawn McNeil) and 6th Round (Kai Fischer) in 1996 to Colorado for rights to Garth Snow.

**AUGUST 30, 1995:** Dimitri Yushkevich and 2nd Round in 1996 (Francis Larivee) to Toronto for 1st Round in 1996 (Dainius Zubrus), 2nd Round in 1997 (Jean-Marc Pelletier) and Los Angeles' 4th in 1996 (later traded to Los Angeles, Mikael Simons).

**SEPTEMBER 20, 1995:** Andre Faust to Winnipeg for 7th Round in 1997 (later traded to Anaheim).

**NOVEMBER 16, 1995:** 1st Round (later traded to Phoenix, Daniel Briere) and 4th Round in 1996 (later traded to Buffalo, Mike Martone) and Martin Spanhel to San Jose for Pat Falloon.

**DECEMBER 13, 1995:** Brent Fedyk to Dallas for Trent Klatt.

**DECEMBER 28, 1995:** Kevin Dineen to Hartford for future considerations.

**JANUARY 23, 1996:** Future considerations to Ottawa for Dan Quinn.

**FEBRUARY 6, 1996:** Chris Herperger and Winnipeg's 7th Round in 1997 (Tony Mohagen) to Anaheim for Bob Corkum.

**FEBRUARY 27, 1996:** Dominic Roussel to Winnipeg for Tim Cheveldae and 3rd Round in 1996 (Chester Gallant).

## ALL-TIME FLYERS TRADES 1967-2009

**MARCH 15, 1996:** Craig MacTavish to St. Louis for Dale Hawerchuk.

**MARCH 19, 1996:** 8th Round in 1996 (Sami Salo) to Ottawa for Kery Huffman; Anatoli Semenov and rights to Mike Crowley to Anaheim for Brian Wessenberg; Kings' 4th in 1996 (Mikael Simons) to Los Angeles for John Druce and 7th Round in 1997 (Todd Fedoruk).

**JULY 18, 1996:** Future considerations to Washington for Frank Bialowas.

**DECEMBER 15, 1996:** Kevin Haller, 1st Round (later transferred to San Jose; Scott Hannan) and the Whalers' 7th Round in 1997 (Andrew Merrick) to Hartford for Paul Coffey and 3rd Round in 1997 (Kris Mallette).

**MARCH 18, 1997:** Future considerations to Vancouver for Frantisek Kucera.

**JUNE 18, 1997:** 7th Round in 1997 (Chad Hinz) to Edmonton for the rights to Martin Cerven.

**JUNE 21, 1997:** 3rd Round in 1997 (Steve Gainey) to Dallas for 2nd Round in 1998 (later traded to Ottawa; Chris Bala).

**AUGUST 20, 1997:** Mikael Renberg and Karl Dykhuis to Tampa Bay for Flyers' first round picks in 1998 (Simon Gagne), 1999 (Maxime Ouellet), 2000 (Justin Williams), and 2001 (Jeff Woywitka).

**OCTOBER 15, 1997:** Jason Bowen to Edmonton for the rights to Brantt Myhres.

**OCTOBER 21, 1997:** Future considerations to Ottawa for Mike Maneluk.



**JANUARY 17, 1998:** Pat Falloon, Vaclav Prospal and a 2nd Round in 1998 (Chris Bala) to Ottawa for Alexandre Daigle.

**FEBRUARY 5, 1998:** A conditional 6th Round in 1998 (later traded to Flyers – upgraded to 5th Round; Garrett Prosofsky) to Vancouver for Mike Sillinger.

**MARCH 4, 1998:** Garth Snow to Vancouver for Sean Burke.

**MARCH 9, 1998:** 6th Round in 1999 (Tore Vikingstad) to St. Louis for Roger Neilson.

**MARCH 24, 1998:** 3rd Round in 1998 (Justin Morrison) to Vancouver for Dave Babych and the Flyers' 5th Round in 1998 (Garrett Prosofsky); Janne Niinimaa to Edmonton for Dan McGillis and a 2nd Round in 1998 (Jason Beckett).

**JUNE 27, 1998:** Paul Coffey to Chicago for NY Islanders' 5th Round in 1998 (Francis Belanger); 9th Round in 1999 (Jamie Chamberlain) to Dallas for 9th Round in 1998 (Sergei Skrobat); Dominic Roussel and Jeff Staples to Nashville for 7th Round in 1998 (Cam Ondrik).

**AUGUST 6, 1998:** Rights to Johan Hedberg to San Jose for 7th Round in 1999 (Pavel Kasparik).

**AUGUST 25, 1998:** Rights to Raymond Giroux to NY Islanders for 6th Round in 2000 (later transferred to Montreal; Scott Selig).

**OCTOBER 5, 1998:** Daniel Lacroix to Edmonton for Valeri Zelepukin.

**OCTOBER 13, 1998:** 3rd Round in 1999 (later transferred to NY Rangers; Patrick Aufiero) to Calgary for 8th Round in 1999 (David Nystrom) and future considerations.

**OCTOBER 19, 1998:** Trent Klatt to Vancouver for 6th Round in 2000 (later transferred to Atlanta; Jeff Dwyer).

**NOVEMBER 12, 1998:** Shjon Podein to Colorado for Keith Jones.

**NOVEMBER 17, 1998:** Mike Maneluk to Chicago for Roman Vopat.

**DECEMBER 12, 1998:** Chris Gratton and Mike Sillinger to Tampa Bay for Mikael Renberg and Daymond Langkow.

**DECEMBER 28, 1998:** Petr Svoboda to Tampa Bay for Karl Dykhuis.

**JANUARY 8, 1999:** Frank Bialowas to Chicago for Dennis Bonvie.

**JANUARY 26, 1999:** Sergei Klimtiev to Nashville for cash.

**JANUARY 29, 1999:** Alexandre Daigle to Edmonton for Andrei Kovalenko.

**FEBRUARY 10, 1999:** Future considerations to Pittsburgh for Sean O'Brien.

**MARCH 6, 1999:** Andrei Kovalenko to Carolina for Adam Burt.

**MARCH 10, 1999:** Dainius Zubrus, 2nd Round in 1999 (Matt Carkner) and the NY Islanders' 6th Round in 2000 (Scott Selig) to Montreal for Mark Recchi.

**MARCH 20, 1999:** Colin Forbes and 5th Round in 1999 (Michal Lanicek) to Tampa Bay for Sandy McCarthy and Mikael Andersson.

**MARCH 23, 1999:** Cash to Washington for Craig Berube; Dave Babych and 5th Round in 2000 (Nathan Marsters) to Los Angeles for Steve Duchesne.

**MAY 25, 1999:** 8th Round in 1999 (Antti Jokela) to Carolina for Francis Lessard.

**JUNE 1, 1999:** Rights to Pat Kavanagh to Vancouver for 6th Round in 1999 (Konstantin Rudenko).

**SEPTEMBER 27, 1999:** Paul Healy to Nashville for Matt Henderson.

**OCTOBER 15, 1999:** Future considerations to Atlanta for Jody Hull.

**OCTOBER 20, 1999:** Karl Dykhuis to Montreal for future considerations.

**NOVEMBER 16, 1999:** 7th Round in 2001 to Nashville for Steve Washburn.



## ALL-TIME FLYERS TRADES 1967-2009

**NOVEMBER 30, 1999:** Rastislav Pavlikovsky on loan from the Ottawa Senators.

**DECEMBER 9, 1999:** Brian Wessenberg to Atlanta for Eric Bertrand.


**JANUARY 23, 2000:** Rod Brind'Amour, Jean-Marc Pelletier, and 2nd Round in 2000 to Carolina (later transferred to Colorado; Agris Saviels) for Keith Primeau and 5th Round in 2000 (later transferred to NY Islanders; Kristofer Ottoson).

**JANUARY 26, 2000:** Conditional pick in 2001 to Chicago for Todd White.

**FEBRUARY 14, 2000:** Future considerations to Nashville for Eric Bertrand.

**FEBRUARY 15, 2000:** Mikael Andersson and Carolina's 5th Round in 2000 (Kristofer Ottoson) to NY Islanders for Gino Odjick.

**MARCH 6, 2000:** Marc Bureau to Calgary for Travis Brigley and 6th Round in 2001 (Andrei Razin).



**MARCH 8, 2000:** Mikael Renberg to Phoenix for Rick Tocchet.

**MARCH 14, 2000:** Sandy McCarthy to Carolina for Kent Manderville; 6th Round (originally acquired from Vancouver; Jeff Dwyer) in 2000 and 6th Round in 2001 (Pasi Nurminen) to Atlanta for Kirby Law.

**MAY 31, 2000:** 8th Round in 2002 (later transferred to Tampa Bay; Darren Reid) to Carolina for Paul Ranheim.

**JUNE 12, 2000:** 9th Round in 2000 (Arne Ramholt) to Chicago for Mark Janssens.

**JUNE 25, 2000:** John Vanbiesbrouck to NY Islanders for 4th Round in 2001 (later transferred to Nashville; Jordin Tootoo); 4th Round in 2000 (Johan Hagglund) to Tampa Bay for 6th Round in 2000 (Roman Cechmanek); 7th Round in 2000 (John Eichelberger) and 9th Round in 2000 (Milan Kopecky).

**SEPTEMBER 26, 2000:** Regan Kelly to Toronto for Chris McAllister.

**SEPTEMBER 29, 2000:** Mark Eaton to Nashville for Detroit's 3rd Round in 2001 (Patrick Sharp).

**DECEMBER 7, 2000:** Gino Odjick to Montreal for P.J. Stock and 6th Round in 2001 (Dennis Seidenberg).

**JANUARY 14, 2001:** Kevin Stevens to Pittsburgh for John Slaney.

**FEBRUARY 13, 2001:** 9th Round in 2001 (Marcel Rodman) to Boston for the rights to unsigned draft pick Matt Zultek.

**MARCH 13, 2001:** 3rd Round in 2001 (later transferred to Toronto; Nicolas Corbeil) to Chicago for Dean McAmmond.

**MARCH 13, 2001:** Dean Melanson to Washington for Matt Herr.

**MAY 24, 2001:** Mikhail Chernov to Nashville for Mike Watt.

**JUNE 23, 2001:** 2nd Round in 2001 (later transferred to Calgary; Andrei Medvedev) to Florida for the rights to Jiri Dopita; 1st Round in 2001 (Tim Gleason) to Ottawa for 1st Round (Jeff Woywitka) and 7th Round (David Printz) in 2001 and Tampa Bay's 2nd Round in 2002 (later transferred to Dallas through Tampa Bay; Tobias Stephan).

**JUNE 24, 2001:** New York Islanders' 4th Round in 2001 (Jordin Tootoo) to Nashville for 4th Round (later transferred to Carolina; Rob Zepp); 5th Round (Jussi Timonen) and 7th Round (Thierry Douville) in 2001; Nashville's 4th Round in 2001 (Rob Zepp) to Carolina for 3rd Round in 2002 (later transferred to Carolina; Jesse Lane); 4th Round (Aaron Lobb); a compensatory 5th Round (Paul Lynch) and 7th Round (Dennis Packard) in 2001 to Tampa Bay for 3rd Round in 2002 (later transferred Vancouver; Brett Skinner); 8th Round in 2001 (J.F. Soucy) and 9th Round in 2002 (John Toffey) to Tampa Bay for 7th Round in 2002 (Mathieu Brunelle); Dean McAmmond to Calgary for 4th Round in 2002 (Rosario Ruggeri).

**JULY 2, 2001:** Daymond Langkow to Phoenix for 2nd Round in 2002 (later transferred to San Jose through Tampa Bay; Dan Spang) and 1st Round in 2003 (Jeff Carter).

**JULY 31, 2001:** Andy Delmore to Nashville for 3rd Round in 2002 (later transferred to Phoenix; Joe Callahan).

**AUGUST 20, 2001:** Rights to restricted free agent center Eric Lindros to New York Rangers for Pavel Brendl; Jan Hlavac, Kim Johnsson and 3rd Round in 2003 (Stefan Ruzicka).

**DECEMBER 17, 2001:** Jan Hlavac and Tampa Bay's 3rd Round in 2002 (Brett Skinner) to Vancouver for Donald Brashear and 6th Round in 2002 (later transferred to Columbus; Jaroslav Balastik).

**JANUARY 11, 2002:** Petr Hubacek and Jason Beckett to Nashville for Yves Sarault.

**FEBRUARY 13, 2002:** Jesse Boulerice to Carolina for Greg Koehler.

**MARCH 5, 2002:** Joe DiPenta to Atlanta for Jarrod Skalde.

**MARCH 15, 2002:** Francis Lessard to Atlanta for David Harlock; 3rd Round (later transferred to Phoenix; Tyler Redenbach) and 7th Round in 2003 (later transferred to San Jose; Joe Pavelski).

**MARCH 17, 2002:** Kent Manderville to Pittsburgh for Billy Tibbetts.

**MARCH 19, 2002:** Maxime Ouellet; 1st Round (later transferred to Dallas; Martin Vagner); 2nd Round (Maxime Daigneault) and 3rd Round (Derek Krestanovich) in 2002 to Washington for Adam Oates.

**JUNE 12, 2002:** Brian Boucher and Nashville's 3rd Round in 2002 (Joe Callahan) to Phoenix for Michal Handzus and Robert Esche.



## ALL-TIME FLYERS TRADES 1967-2009

**JUNE 18, 2002:** Jiri Dopita to Edmonton for 3rd Round in 2003 (Ryan Potulny).

**JUNE 21, 2002:** Ruslan Fedotenko, Tampa Bay's 2nd Round in 2002 (later transferred to Dallas, Tobias Stephan) and Phoenix's 2nd in 2002 (later transferred to San Jose, Dan Spang) to Tampa Bay for 1st Round in 2002 (Joni Pitkanen).

**JUNE 22, 2002:** Carolina's 3rd Round in 2002 (Jesse Lane) to Carolina for 6th Round in 2002 (Nikita Korovkin) and 3rd Round in 2003 (Colin Fraser).

**JUNE 23, 2002:** Vancouver's 6th Round in 2002 (Jaroslav Balastik) and 7th Round in 2002 (Steven Goertzen) to Columbus for 5th Round in 2003 (David Tremblay).


**DECEMBER 6, 2002:** Dan McGillis to San Jose for Marcus Ragnarsson.

**DECEMBER 19, 2002:** Paul Ranheim to Phoenix for conditional pick in 2004.

**JANUARY 22, 2003:** Future considerations to Calgary for Jamie Wright.

**JANUARY 29, 2003:** 2nd Round in 2003 (Maxim Lapierre) to Montreal for Eric Chouinard.

**FEBRUARY 5, 2003:** Chris McAllister to Colorado for 6th Round in 2003 (Ville Hostikka); future considerations to Vancouver for Todd Warriner.



**FEBRUARY 7, 2003:** Pavel Brendl and Bruno St. Jacques to Carolina for Sami Kapanen and Ryan Bast.

**MARCH 1, 2003:** 4th Round in 2003 (later transferred to Boston, Patrik Valcák) and 7th Round in 2004 (Daniel Taylor) to Los Angeles for Dmitry Yushkevich.

**MARCH 9, 2003:** 5th Round in 2003 (later transferred to Pittsburgh, Evgeni Isakov) to NY Islanders for Claude Lapointe.

**MARCH 10, 2003:** 2003 Guillaume Lefebvre, Atlanta's 3rd Round in 2003 (later transferred to Phoenix, Tyler Redenbach) and 2nd Round in 2004 (later transferred to NY Rangers, Brandon Dubinsky) to Phoenix for Tony Amonte.

**MARCH 11, 2003:** Future considerations to Chicago for Peter White.

**MAY 28, 2003:** Roman Cechmanek to Los Angeles for 2nd Round in 2004 (later transferred to Chicago, Bryan Bickell).

**JUNE 22, 2003:** Atlanta's 7th Round in 2003 (Joe Pavelski) to San Jose for 6th Round in 2004 (later transferred to Tampa Bay, Karri Ramo); Marty Murray to Carolina for 6th

Round in 2004 (Frederik Cabana); 7th Round in 2003 (Dany Roussin) to Florida for 6th Round in 2004 (Ladislav Scurko); 8th Round in 2003 (Raimonds Danilics) to Tampa Bay for 7th Round in 2004 (later transferred to NY Islanders, Chris Campoli); 9th Round in 2003 (Zbynek Hrdel) to Tampa Bay for 9th Round in 2004 (John Carter).

**JUNE 30, 2003:** Rights to Dmitry Yushkevich to Washington for a conditional 7th Round in 2004.

**DECEMBER 16, 2003:** Jeff Woywitka, 1st Round in 2004 (Rob Schremp) and 3rd Round in 2005 (Danny Syvret) to Edmonton for Mike Comrie.

**DECEMBER 17, 2003:** Eric Chouinard to Minnesota for 5th Round in 2004 (Chris Zarb).

**JANUARY 20, 2004:** Justin Williams to Carolina for Danny Markov.

**JANUARY 22, 2004:** Tampa Bay's 7th Round in 2004 (Chris Campoli) to NY Islanders for Mattias Timander.

**FEBRUARY 9, 2004:** Eric Weinrich to St. Louis for 5th Round in 2004 (Gino Pisellini); Mike Comrie to Phoenix for Sean Burke, Branko Radivojevic and Ben Eager.

**FEBRUARY 16, 2004:** Mike Siklenka to Dallas for Steve Gaine.

**FEBRUARY 19, 2004:** Jim Vandermeer, Colin Fraser and Los Angeles' 2nd Round in 2004 (Bryan Bickell) to Chicago for Alexei Zhamnov and Washington's 4th Round in 2004 (R.J. Anderson).

**MARCH 8, 2004:** Rick Kozak and 2nd Round in 2005 (later transferred to Atlanta, Ondrej Pavelec) to NY Rangers for Vladimir Malakhov; Chris Therien to Dallas for Phoenix's 8th Round in 2004 (Martin Houle) and Dallas' 3rd Round in 2005 (later transferred to Tampa Bay, Chris Lawrence).

**JUNE 27, 2004:** 5th Round in 2004 (Brandon Elliott), 6th Round in 2004 (Jan Zapletal) and San Jose's 6th Round in 2004 (Karri Ramo) to Tampa Bay for 3rd Round in 2005 (Oskars Bartulis).

**JULY 29, 2005:** Todd Fedoruk to Anaheim for a second round pick in the 2005 NHL Entry Draft (later transferred to Phoenix, Pier-Olivier Pelletier).

**JULY 30, 2005:** 1st Round in 2005 (Kenndal McArdle) to Florida for 1st Round in 2005 (Steve Downie) and 2nd Round in 2006 (later transferred to Detroit through Phoenix, Cory Emmerton); Anaheim's 2nd Round in 2005 (Pier-Olivier Pelletier) to Phoenix in exchange for Columbus' 4th Round in 2005 (Jeremy Duchesne) and the Coyotes' 2nd Round in 2006 (Andreas Nodli); Dallas' 3rd Round in 2005 (Chris Lawrence) and the Flyers' 4th Round in 2005 (Blair Jones) to Tampa Bay in exchange for a 2nd Round in 2006 (later transferred to Detroit through Phoenix, Shawn Matthias).

**AUGUST 2, 2005:** Danny Markov to Nashville for a 3rd Round in 2006 (later transferred to Los Angeles, Bud Holloway).

**AUGUST 4, 2005:** Jeremy Roenick and Nashville's 3rd Round in 2006 (Bud Holloway) to Los Angeles for future considerations.

**DECEMBER 5, 2005:** Patrick Sharp and Eric Meloche to Chicago for Matt Ellison and 3rd Round in 2006 (later transferred to Montreal, Ryan White).

**DECEMBER 28, 2005:** Eric Chouinard to Phoenix for Kiel McLeod.

## ALL-TIME FLYERS TRADES 1967-2009

**JANUARY 20, 2006:** Dennis Seidenberg and 4th Round in 2006 (later transferred to NY Islanders, Tomas Marcinko) to Phoenix for Petr Nedved and 4th Round in 2006 (Joonas Lehtivuori). In addition, the Flyers had the right to switch their third round pick in the 2007 NHL Entry Draft for Phoenix's third round pick in the 2007 NHL Entry Draft (did not exercise option - later transferred to NY Islanders, Mark Katic).

**JANUARY 23, 2006:** Jon Sim to Florida for 6th Round in 2007 (Patrick Maroon).

**MARCH 9, 2006:** Josh Gratton, Florida's 2nd Round in 2006 (later transferred to Detroit, Cory Emmerton) and Tampa Bay's 2nd Round in 2006 (later transferred to Detroit, Shawn Matthias) to Phoenix for Denis Gauthier; 3rd Round in 2006 (later transferred to Columbus, Tommy Sestito) to San Jose for Niko Dimitrakos.

**JUNE 24, 2006:** Chicago's 3rd Round in 2006 (Ryan White) to Montreal in exchange for 3rd Round (Jonathan Matsumoto) and 4th Round (Jakub Kovar) in 2006.

**AUGUST 2, 2006:** Rights to Vaclav Pletka to Chicago for Eric Meloche.

**AUGUST 4, 2006:** Michal Handzus to Chicago for Kyle Calder.

**NOVEMBER 9, 2006:** Daniel Corso to Tampa Bay for Darren Reid.

**NOVEMBER 13, 2006:** 4th Round in 2007 (Justin Vaive) to Anaheim for Todd Fedoruk.

**DECEMBER 16, 2006:** Freddy Meyer and 3rd Round in 2007 (Mark Katic) to NY Islanders for Alexei Zhitnik.

**DECEMBER 20, 2006:** Randy Robitaille and 5th Round in 2008 (Matthew Martin) to NY Islanders for Mike York.



**FEBRUARY 15, 2007:** Peter Forsberg to Nashville for Scottie Upshall, Ryan Parent and 1st (later transferred to Nashville, Jonathon Blum) and 3rd Round in 2007 (later transferred to Washington, Phil Desimone).

**FEBRUARY 24, 2007:** Alexei Zhitnik to Atlanta for Braydon Coburn.

**FEBRUARY 26, 2007:** Kyle Calder to Chicago for Lasse Kukkonen and 3rd Round in 2007 (Garrett Klotz).

**FEBRUARY 27, 2007:** 2nd Round in 2007 (T.J. Brennan) to Buffalo for Martin Biron.

**JUNE 4, 2007:** Matt Ellison to Nashville for future considerations.

**JUNE 18, 2007:** Nashville's 1st Round in 2007 (Jonathon Blum) to Nashville for rights to Kimmo Timonen and Scott Hartnell.

**JUNE 23, 2007:** Nashville's 3rd Round in 2007 (Phil Desimone) and a 2nd Round in 2008 (Dmitri Kugrshyev) to Washington for Carolina's 2nd Round in 2007 (Kevin Marshall).

**JULY 1, 2007:** Joni Pitkanen, Geoff Sanderson and 3rd Round in 2009 to Edmonton for Joffrey Lupul and Jason Smith.

**DECEMBER 10, 2007:** Jussi Timonen to Dallas for 7th Round in 2009.

**DECEMBER 18, 2007:** Ben Eager to Chicago for Jim Vandermeer.

**FEBRUARY 19, 2008:** 3rd Round in 2008 (Geordie Wudrick) to Los Angeles for Jaroslav Modry.

**FEBRUARY 20, 2008:** Jim Vandermeer to Calgary for 3rd Round in 2009.

**FEBRUARY 25, 2008:** Alexandre Picard and 2nd Round in 2009 to Tampa Bay for Vaclav Prospal.

**JUNE 6, 2008:** Ryan Potulny to Edmonton for Danny Syvret.

**JUNE 18, 2008:** Rights to Vaclav Prospal to Tampa Bay for Nashville's 7th Round in 2008 (previously acquired, Joacim Eriksson) and 4th Round in 2009.

**JUNE 20, 2008:** Rights to R.J. Umberger and 4th Round in 2008 (Drew Olson) to Columbus for Colorado's 1st Round in 2008 (previously acquired, Luca Sbisa) and 3rd Round in 2008 (Marc-Andre Bourdon); 1st Round in 2008 (John Carlson) to Washington for Steve Eminger and 3rd Round in 2008 (Jacob DeSerres).

**JUNE 21, 2008:** 7th Round in 2008 (Nick Pryor) to Anaheim for 7th Round in 2009.

**JUNE 24, 2008:** Triston Grant and 7th Round in 2009 to Nashville for Janne Niskala.

**JUNE 30, 2008:** Kyle Greentree to Calgary for Tim Ramholt; Janne Niskala to Tampa Bay for 6th Round in 2009.

**JULY 1, 2008:** Denis Gauthier and 2nd Round in 2010 to Los Angeles for Patrik Hersley and Ned Lukacevic.

**OCTOBER 13, 2008:** A Conditional 4th-Round Choice in 2009 Entry Draft and LW Ned Lukacevic to Boston for D Brian Alberts.

**OCTOBER 30, 2008:** D Tim Ramholt to Nashville for LW Josh Gratton.

**NOVEMBER 3, 2008:** D Steve Eminger, RW Steve Downie, and 4th-Round Choice in 2009 to Tampa Bay for D Matt Carle and 3rd-Round Choice in 2009 Entry Draft.

**MARCH 4, 2009:** LW Scottie Upshall and 2nd-Round Choice in the 2011 Entry Draft to Phoenix for LW Daniel Carrillo.

**MARCH 4, 2009:** 6th-Round Choice in 2009 Entry Draft to San Jose for D Kyle McLaren (Trade was later nullified).

**JUNE 26, 2009:** RW Joffrey Lupul, D Luca Sbisa, First-Round Choice in 2009 NHL Entry Draft (John Moore), 1st-Round Choice in 2010 NHL Entry Draft, and a Conditional Third-Round Draft Choice to Anaheim for D Chris Pronger and C Ryan Dingle.

(Special thanks to Peter Anson for his help in updating this information.)

# FLYERS HONOR ROLL

## FLYERS IN THE MID-SEASON NHL ALL-STAR GAME

1967-68	Leon Rochefort
1968-69	Bernie Parent, Ed Van Impe
1969-70	Bobby Clarke, Bernie Parent
1970-71	Bobby Clarke
1971-72	Bobby Clarke, Simon Nolet
1972-73	Bobby Clarke, Gary Dornhoefer
1973-74	Bobby Clarke, Bernie Parent, Ed Van Impe, Joe Watson
1974-75	Bill Barber, Bobby Clarke, Bernie Parent, Fred Shero (Coach), Ed Van Impe, Jimmy Watson
1975-76	Bill Barber, Andre Dupont, Reggie Leach, *Rick MacLeish, Fred Shero (Coach), Wayne Stephenson, Jimmy Watson
1976-77	Tom Bladen, Bobby Clarke, Gary Dornhoefer, Rick MacLeish, Bernie Parent, Fred Shero (Coach), Jimmy Watson
1977-78	Bill Barber, Tom Bladen, Bobby Clarke, Bob Dailey, Fred Shero (Coach), Wayne Stephenson, Jimmy Watson
1978-79**	Bill Barber, Bobby Clarke
1979-80	Bill Barber, Norm Barnes, Reggie Leach, Rick MacLeish, Pete Peeters, Brian Propp, Jimmy Watson
1980-81	Bill Barber, Bob Dailey, Paul Holmgren, Pete Peeters, Pat Quinn (Coach), Behn Wilson
1981-82	Bill Barber, Brian Propp
1982-83	Mark Howe, Pelle Lindbergh, Darryl Sittler
1983-84	Tim Kerr, Brian Propp
1984-85	Tim Kerr, Pelle Lindbergh
1985-86	Mark Froese, Mark Howe, Mike Keenan (Coach), Tim Kerr, E.J. McGuire (Assistant Coach), Dave Poulin, Brian Propp
1986-87***	Ron Hextall, Mark Howe, Tim Kerr, Dave Poulin
1987-88	Ron Hextall, Mark Howe, Mike Keenan (Coach), E.J. McGuire (Assistant Coach), Dave Poulin, Kjell Samuelsson
1988-89	Rick Tocchet
1989-90	Brian Propp, Rick Tocchet
1990-91	Rick Tocchet
1991-92	Rod Brind'Amour
1992-93	Mark Recchi
1993-94	Garry Galley, Eric Lindros, Mark Recchi
1994-95	No game was played
1995-96	Eric Desjardins, John LeClair, Eric Lindros, Craig MacTavish
1996-97	Paul Coffey, Dale Hawerchuk, John LeClair, Eric Lindros
1997-98	John LeClair, Eric Lindros
1998-99	John LeClair, Eric Lindros
1999-00	Eric Desjardins, John LeClair, Eric Lindros, Mark Recchi
2000-01	Roman Cechmanek, Simon Gagne
2001-02	Jeremy Roenick
2002-03	Ken Hitchcock (Assistant Coach), Jeremy Roenick
2003-04	Ken Hitchcock (Assistant Coach), Keith Primeau, Jeremy Roenick
2005-06	No game was played
2006-07	Simon Gagne
2007-08	Mike Richards, Kimmo Timonen
2008-09	Jeff Carter

\* Alternate for Bobby Clarke  
 \*\* NHL Challenge Cup  
 \*\*\* Rendezvous '87

## BARRY ASHBEE AWARD

Was presented by the Philadelphia Flyers to the Hershey Bears player who best exemplifies the qualities of the late Flyers defenseman, Barry Ashbee: perseverance, sportsmanship and dedication to hockey. Starting with the 1996-97 season, this award was presented by the Flyers to the Philadelphia Phantoms' best defenseman.

1988	Al Hill	1999	Mark Eaton
1989	Don Nachbaur	2000	Jeff Tory
1990	Mike Stothers	2001	Brad Tiley
1991	Tim Tooley	2002	John Slaney
1992	Dave Fenyves	2003	Brad Tiley
1993	Chris Jensen	2004	John Slaney
1994	Mitch Lamoureux	2005	Dennis Seidenberg
1995	Mike McHugh	2006	John Slaney
1996	Clayton Norris	2007	John Slaney
1997	John Stevens	2008	Denis Gauthier
1998	Jamie Heward	2009	Danny Syvret

## BARRY ASHBEE TROPHY

Awarded annually to the most outstanding Flyers defenseman as selected by a panel of sportswriters and sportscasters.

1975	Joe Watson	1992	Steve Duchesne
1976	Jimmy Watson	1993	Garry Galley
1977	Andre Dupont	1994	Garry Galley
1978	Jimmy Watson	1995	Eric Desjardins
1979	Bob Dailey	1996	Eric Desjardins
1980	Norm Barnes	1997	Eric Desjardins
1981	Bob Dailey	1998	Eric Desjardins
1982	Frank Bathe	1999	Eric Desjardins
1983	Mark Howe	2000	Eric Desjardins
1984	Miroslav Dvorak	2001	Dan McGillis
1985	Brad McCrimmon	2002	Kim Johnsson
1986	Mark Howe	2003	Eric Desjardins
1987	Mark Howe	2004	Kim Johnsson
1988	Mark Howe	2006	Joni Pitkanen
1989	Kjell Samuelsson	2007	Derian Hatcher
1990	Gord Murphy	2008	Kimmo Timonen
1991	Kjell Samuelsson	2009	Kimmo Timonen

## FLYERS INDUCTED INTO HOCKEY HALL OF FAME

1984 Sept.	Parent, Bernie	1990 Sept.	Barber, Bill
1987 June	Clarke, Bobby	1992 Sept.	Allen, Keith
1988 Sept.	Snider, Ed	1997 Nov.	Hart, Gene

## BOBBY CLARKE TROPHY

Awarded annually to the Flyers Most Valuable Player by a selected panel of sportswriters and sportscasters.

1985	Pelle Lindbergh	1997	John LeClair
1986	Mark Howe	1998	John LeClair
1987	Ron Hextall	1999	Eric Lindros
1988	Ron Hextall	2000	Mark Recchi
1989	Ron Hextall	2001	Roman Cechmanek
1990	Rick Tocchet	2002	Jeremy Roenick
1991	Pelle Eklund	2003	Roman Cechmanek
1992	Rod Brind'Amour	2004	Mark Recchi
1993	Mark Recchi	2006	Simon Gagne
1994	Eric Lindros	2007	Simon Gagne
1995	Eric Lindros	2008	Mike Richards
1996	Eric Lindros	2009	Mike Richards

# FLYERS HONOR ROLL

## FLYERS BANNER YEARS

1967-68	West Division Champions
1973-74	West Division Champions
	Stanley Cup Champions
1974-75	Patrick Division Champions
	Campbell Conference Champions
	Most Points in NHL
	Stanley Cup Champions
1975-76	Patrick Division Champions
	Campbell Conference Champions
1976-77	Patrick Division Champions
	Campbell Conference Champions
1979-80	Patrick Division Champions
	Campbell Conference Champions
	Most Points in NHL
1982-83	Patrick Division Champions
1984-85	Patrick Division Champions
	Wales Conference Champions
	Most Points in NHL
1985-86	Patrick Division Champions
1986-87	Patrick Division Champions
	Wales Conference Champions
1994-95	Atlantic Division Champions
1995-96	Atlantic Division Champions
1996-97	Eastern Conference Champions
1999-00	Atlantic Division Champions
2001-02	Atlantic Division Champions
2003-04	Atlantic Division Champions

## YANICK DUPRE CLASS GUY MEMORIAL AWARD

Presented annually to the Flyer who best illustrates character, dignity and respect for the sport both on and off the ice by the Philadelphia chapter of the Professional Hockey Writers' Association, starting in 1999. Prior to 1999, awarded annually to the player who best exemplifies a strong rapport with the media by the Philadelphia chapter of the Professional Hockey Writers' Association.

1977 Gary Dornhoefer	1993 Mark Recchi
1978 Joe Watson	1994 Garry Galley
1979 Bernie Parent	1995 Mikael Renberg
1980 Andre Dupont	1996 Ron Hextall
1981 Bill Barber	1997 Shjon Podein
1982 Bobby Clarke	1998 Trent Klatt
1983 Mark Howe	1999 Eric Desjardins
1984 Dave Poulin	2000 Keith Jones
1985 Brad Marsh	2001 Keith Primeau
1986 Murray Craven	2002 Jeremy Roenick
1987 Glenn "Chico" Resch	2003 Robert Esche
1988 Rick Tocchet	2004 Sami Kapanen
1989 Ron Sutter	2006 Peter Forsberg
1990 Craig Berube	2007 Mike Knuble
1991 Gord Murphy	2008 Martin Biron
1992 Kevin Dineen	2009 Danny Briere

## RETIRED NUMBERS

Bernie Parent - 1	Bill Barber - 7
Barry Ashbee - 4	Bobby Clarke - 16

## FLYERS MAJOR AWARD WINNERS

ALLEN, Keith	1987-88	Lester Patrick Trophy
BARBER, Bill	2000-01	Jack Adams Award
CECHMANEK, Roman	2002-03	William M. Jennings Trophy
CLARKE, Bobby	1971-72	Bill Masterton Memorial Trophy
	1972-73	Hart Memorial Trophy
		Lester B. Pearson Award
	1974-75	Hart Memorial Trophy
	1975-76	Hart Memorial Trophy
	1979-80	Lester Patrick Trophy
	1982-83	Frank J. Selke Trophy
ESCHE, Robert	2002-03	William M. Jennings Trophy
FROESE, Bob	1985-86	William M. Jennings Trophy
HEXTALL, Ron	1986-87	Vezina Trophy
		Conn Smythe Trophy
	1985-86	Emery Edge Award
HOWE, Mark	1985-86	William M. Jennings Trophy
JENSEN, Darren	1984-85	Jack Adams Award
KEENAN, Mike	1988-89	Bill Masterton Memorial Trophy
KERR, Tim	1975-76	Conn Smythe Trophy
LEACH, Reggie	1996-97	Bud Ice Plus/Minus Award
LeCLAIR, John	1998-99	Bud Ice Plus/Minus Award
	1984-85	Vezina Trophy
LINDBERGH, Pelle	1994-95	Hart Memorial Trophy
LINDROS, Eric		Lester B. Pearson Award
PARENT, Bernie	1973-74	Vezina Trophy
		Conn Smythe Trophy
	1974-75	Vezina Trophy
		Conn Smythe Trophy
	1986-87	Frank J. Selke Trophy
POULIN, Dave	1979-80	Jack Adams Award
QUINN, Pat	1973-74	Jack Adams Award
SHERO, Fred	1979-80	Lester Patrick Trophy
	1979-80	Lester Patrick Trophy
SNIDER, Ed		

## NHL MILESTONE AWARD WINNERS

AMONTE, TONY:	PARENT, BERNIE:
1,000 GAMES	25 SHUTOUTS
BARBER, BILL:	500 GAMES
400 GOALS	RECCHI, MARK:
BIRON, MARTIN	1,000 POINTS
25 SHUTOUTS	600 ASSISTS
CLARKE, BOBBY:	400 GOALS
600 ASSISTS	1,000 GAMES
1,000 POINTS	RICHARDSON, LUKE:
1,000 GAMES	1,000 GAMES
DESJARDINS, ERIC	ROENICK, JEREMY:
1,000 GAMES	1,000 POINTS
FORSBERG, PETER:	600 ASSISTS
600 ASSISTS	1,000 GAMES
HACKETT, JEFF:	SITTLER, DARRYL:
500 GAMES	400 GOALS
HATCHER, DERIAN:	1,000 GAMES
1,000 GAMES	1,000 POINTS
HEXTALL, RON:	600 ASSISTS
500 GAMES	WEINRICH, ERIC:
HITCHCOCK, KEN:	1,000 GAMES
750 GAMES COACHED	ZHITNIK, ALEXEI:
MacTAVISH, CRAIG:	1,000 GAMES
1,000 GAMES	

## FLYERS HONOR ROLL

### FLYERS NHL ALL-STARs

Selected at the end of the season by the representatives of the Professional Hockey Writers' Association in each of the NHL cities.

ASHBEE, Barry	1973-74	2nd Team, Defense
BARBER, Bill	1975-76	1st Team, Left Wing
	1978-79	2nd Team, Left Wing
	1980-81	2nd Team, Left Wing
CECHMANEK, Roman	2000-01	2nd Team, Goal
CLARKE, Bobby	1972-73	2nd Team, Center
	1973-74	2nd Team, Center
	1974-75	1st Team, Center
	1975-76	1st Team, Center
DESJARDINS, Eric	1998-99	2nd Team, Defense
	1999-00	2nd Team, Defense
FROESE, Bob	1985-86	2nd Team, Goal
HEXTALL, Ron	1986-87	1st Team, Goal
HOWE, Mark	1982-83	1st Team, Defense
	1985-86	1st Team, Defense
	1986-87	1st Team, Defense
KERR, Tim	1986-87	2nd Team, Right Wing
LEACH, Reggie	1975-76	2nd Team, Right Wing
LeCLAIR, John	1994-95	1st Team, Left Wing
	1995-96	2nd Team, Left Wing
	1996-97	2nd Team, Left Wing
	1997-98	1st Team, Left Wing
	1998-99	2nd Team, Left Wing
LINDBERGH, Pelle	1984-85	1st Team, Goal
LINDROS, Eric	1994-95	1st Team, Center
	1995-96	2nd Team, Center
PARENT, Bernie	1973-74	1st Team, Goal
	1974-75	1st Team, Goal
RECCHI, Mark	1991-92	2nd Team, Right Wing

### PELLE LINDBERGH MEMORIAL TROPHY

Awarded annually to the Flyer who has most improved from the previous season, as voted by his teammates.

1994	Mikael Renberg
1995	John LeClair
1996	Shjon Podelin
1997	Trent Klatt
1998	Colin Forbes
1999	Daymond Langkow
2000	Luke Richardson
2001	Simon Gagne and Dan McGillis
2002	Justin Williams
2003	Donald Brashear
2004	Robert Esche
2006	Joni Pitkanen
2007	Ben Eager
2008	Braydon Coburn and Riley Cote
2009	Darroll Powe

### FLYERS HALL OF FAME

1988 Mar.	Clarke, Bobby	1992 Feb.	Hart, Gene
1988 Mar.	Parent, Bernie	1992 Feb.	Leach, Reggie
1989 Mar.	Allen, Keith	1993 Apr.	Scott, Joe
1989 Mar.	Barber, Bill	1993 Apr.	Van Impe, Ed
1989 Mar.	Snider, Ed	1994 Mar.	Kerr, Tim
1990 Mar.	MacLeish, Rick	1996 Feb.	Watson, Joe
1990 Mar.	Shero, Fred	1999 Mar.	Propp, Brian
1991 Mar.	Ashbee, Barry	2001 Mar.	Howe, Mark
	(posthumous)	2004 Mar.	Poulin, Dave
1991 Mar.	Dornhoefer, Gary	2008 Feb.	Hextall, Ron

### 100-POINT CLUB

1972-73	CLARKE, Bobby	104
1972-73	MacLeish, Rick	100
1974-75	CLARKE, Bobby	116
1975-76	CLARKE, Bobby	119
1975-76	Barber, Bill	112
1992-93	Recchi, Mark	123
1993-94	RECCHI, Mark	107
1995-96	LINDROS, Eric	115

### 50-GOAL CLUB

1972-73	MacLeish, Rick	50
1975-76	LEACH, Reggie	61
1975-76	BARBER, Bill	50
1979-80	LEACH, Reggie	50
1983-84	Kerr, Tim	54
1984-85	Kerr, Tim	54
1985-86	Kerr, Tim	58
1986-87	Kerr, Tim	58
1992-93	Recchi, Mark	53
1995-96	LeCLAIR, John	51
1996-97	LeCLAIR, John	50
1997-98	LeCLAIR, John	51

### TOYOTA CUP

Awarded annually to the Flyer who accumulated the most points associated with being selected as a "Star of the Game." Five points were awarded for being selected First Star, three points were awarded for a Second Star performance and one point was awarded for a Third Star selection. The Tri-State Toyota Dealers make a donation in the name of the winner to the player's favorite charity.

2000-01	Roman Cechmanek
2001-02	Simon Gagne
2002-03	Keith Primeau
2003-04	Mark Recchi
2005-06	Simon Gagne
2006-07	Simon Gagne
2007-08	Martin Biron
2008-09	Jeff Carter

### GENE HART MEMORIAL AWARD

Awarded annually to the Flyer who plays with the most "heart" has as voted by Philadelphia Flyers Fan Club Board of Directors at their monthly meetings. The award honors the memory of longtime Flyers broadcaster Gene Hart. For 28 years, Flyers broadcaster Gene Hart called the organization's most thrilling moments, and in the process, helped spawn generations of devoted fans. Hart's contributions to the sport were recognized with his induction into the Flyers Hall of Fame in 1992 and the Hockey Hall of Fame in 1997.

2006-07	Samir Kapanen
2007-08	Mike Richards
2008-09	Scott Hartnell

## FLYERS HISTORY

**JUNE 5, 1967:** The National Hockey League announced that the league awarded expansion franchises to California, Los Angeles, Minnesota, Philadelphia, Pittsburgh and St. Louis.

**JUNE 6, 1967:** The Flyers selected 20 players in the National Hockey League Expansion Draft.

**OCTOBER 11, 1967:** Flyers meet the California Seals at Oakland in their first game ever, dropping a 5-1 decision.

**OCTOBER 18, 1967:** Flyers win their first game ever, 2-1, at St. Louis.

**OCTOBER 19, 1967:** Flyers play their first game ever at the Spectrum, defeating the Pittsburgh Penguins, 1-0, on a goal by Bill Sutherland. Goaltender Doug Favell recorded the shutout.

**NOVEMBER 4, 1967:** Leon Rochefort records the Flyers' first ever hat trick, leading Philadelphia to a 4-1 win at Montreal.

**JANUARY 16, 1968:** Leon Rochefort becomes the first Flyer to participate in a mid-season NHL All-Star Game.

**MARCH 1, 1968:** Roof of the Spectrum blows off, forcing the Flyers to play the final month of the season "on the road."

**MARCH 30, 1968:** Flyers win West Division Championship with a record of 31-32-11 in their first year of existence.

**APRIL 4, 1968:** Flyers play their first ever playoff game, dropping a 1-0 decision to the St. Louis Blues at the Spectrum.

**NOVEMBER 7, 1968:** Red Berenson scores six goals as the visiting St. Louis Blues defeat the Flyers, 8-0, at the Spectrum.

**JANUARY 30, 1969:** Flyers suffer worst defeat ever, a 12-0 loss to the Chicago Blackhawks at the Spectrum.

**JUNE 12, 1969:** Flyers draft Bobby Clarke from the Flin Flon Bombers in the 2nd round (17th overall) of the 1969 NHL Amateur Draft.

**OCTOBER 11, 1969:** Bobby Clarke plays in his first NHL game.

**APRIL 4, 1970:** Needing a win or a tie in any of their final six games of the season to make the playoffs, the Flyers lost their 6th consecutive game, 1-0, on a goal by Minnesota's Barry Gibbs on a dump-in play from his own blue line at 7:48 of the third period. Flyers goaltender Bernie Parent lost sight of the puck in the afternoon sun shining through one of the Spectrum's exits.

**JANUARY 31, 1971:** Flyers trade goaltender Bernie Parent to Toronto along with their 2nd choice in the 1971 NHL Draft for Bruce Gamble, Mike Walton and Toronto's 1st choice (Pierre Plante) in 1971 draft. In addition, the Flyers trade Mike Walton to the Boston Bruins in exchange for Rick MacLeish and Danny Schock.

**OCTOBER 28, 1971:** Flyers record their 100th regular season win, 3-2, over the Vancouver Canucks at the Spectrum.

**FEBRUARY 8, 1972:** Goaltender Bruce Gamble suffers what later was diagnosed as a heart attack in the first period of the Flyers game at Vancouver. He continued to play and recorded a 3-1 win.

**APRIL 1, 1972:** Flyers honor retiring goaltender Bruce Gamble at the Spectrum.

**APRIL 2, 1972:** At Buffalo, the Sabres' Gerry Meehan scores the game-winning goal with four seconds to play in the final game of the regular season to eliminate the Flyers from the playoffs. The Flyers needed a win or a tie to earn a playoff berth.

**JUNE 7, 1972:** Bobby Clarke receives the Bill Masterton Memorial Trophy for perseverance, dedication and sportsmanship, becoming the first Flyer to receive an individual NHL award.

**JANUARY 17, 1973:** Bobby Clarke is named the team's third captain, becoming the youngest captain in NHL history (at age 23).

**MARCH 29, 1973:** Bobby Clarke becomes the first Flyer, and 9th player in NHL history, to record 100 points in a season with a third-period goal in the Flyers' 4-2 win over the Atlanta Flames at the Spectrum.

**APRIL 1, 1973:** Rick MacLeish becomes the first Flyer, and 8th player in NHL history, to record 50 goals in one season in a 5-4 loss at Pittsburgh. The goal also was MacLeish's 100th point of the season.



**APRIL 10, 1973:** Gary Dornhoefer scores the game-winning goal at 8:35 of the first overtime period to give the Flyers a 3-2 win over the visiting Minnesota North Stars, and a 3-2 edge in their best of seven Quarterfinal series. Flyers go on to win series in six games – their first ever playoff series victory.

**MAY 15, 1973:** Flyers acquire Bernie Parent's NHL rights and Toronto Maple Leafs' 2nd round draft choice (Larry Goodenough) in 1973 in exchange for Doug Favell and Flyers' first round draft choice (Bob Neely) in 1973.

**JUNE, 1973:** Bobby Clarke receives the Hart Trophy as the NHL's Most Valuable Player, and the Lester B. Pearson Award.

**OCTOBER 11, 1973:** Kate Smith appears live at the Spectrum for the first time to perform "God Bless America." Flyers win 1973-74 season opener, 2-0, over Doug Favell and the Toronto Maple Leafs.

**MARCH 7, 1974:** Bill Clement attempts Flyers' first-ever penalty shot, which was stopped by Detroit's Jim Rutherford.

**MARCH 12, 1974:** Flyers record their 200th all-time regular season win, 2-1, at Long Island vs. the Islanders.

**MAY 9, 1974:** Bobby Clarke scores the game-winning goal in Game 2 of the 1974 Stanley Cup Finals at Bruins at 12:01 of the first overtime period. The 3-2 victory evened the Final series at 1-1, and was the Flyers' first victory in Boston since November 12, 1967 (0-16-2).

## FLYERS HISTORY



**MAY 19, 1974:** Flyers become first expansion team to win the Stanley Cup, defeating the Boston Bruins, 1-0, in Game 6 of the Finals on a goal by Rick MacLeish at the Spectrum. Kate Smith performs "God Bless America" in person at the Spectrum. Goaltender Bernie Parent wins the Conn Smythe Trophy as playoff MVP.

**MAY 24, 1974:** Flyers obtain Reggie Leach from the California Seals in exchange for Larry Wright, Al MacAdam and the Flyers' first round pick in 1974.

**JUNE, 1974:** Bernie Parent receives Vezina Trophy as NHL's top goaltender (shared with Tony Esposito), and Fred Shero receives Jack Adams Trophy as NHL Coach of the Year.

**JUNE 4, 1974:** Flyers defenseman Barry Ashbee, who was forced to leave Game Four after being struck in the eye by a puck in the Flyers' seven-game semi-final series win over the New York Rangers in April of 1974, at the Spectrum, retires.

**APRIL 3, 1975:** Flyers honor defenseman Barry Ashbee and retire his Jersey No. 4.

**MAY 13, 1975:** Flyers defeat the New York Islanders, 4-1, in Game 7 of the Semifinals to advance to the Stanley Cup Finals for the second straight season. Kate Smith performs "God Bless America" in person at the Spectrum.

**MAY 27, 1975:** Flyers defeat the Buffalo Sabres, 2-0, in Game 6 of the Stanley Cup Finals at Buffalo to win their second consecutive Stanley Cup Championship. Goaltender Bernie Parent again wins the Conn Smythe Trophy as the playoff MVP, becoming the first player in NHL history to win the award in consecutive seasons.

**JUNE 18, 1975:** Bobby Clarke receives his second Hart Trophy as NHL MVP, and Bernie Parent is awarded Vezina Trophy for allowing the fewest number of goals.

**JANUARY 11, 1976:** Flyers become the first NHL team to defeat the visiting Soviet Army team from the USSR, 4-1, at the Spectrum. Joe Watson scores a shorthanded goal in the contest.

**FEBRUARY 29, 1976:** Flyers record their 300th all-time regular season victory, defeating the California Seals, 6-1, at the Spectrum.

**APRIL 1, 1976:** Reggie Leach records his 60th goal of the season, becoming only the 2nd player in NHL history to reach that plateau (Phil Esposito was the other), in the Flyers' 11-2 victory over the Washington Capitals at the Spectrum.

**APRIL 3, 1976:** Bobby Clarke establishes a team record for points in a season, 119, with an assist on Bill Barber's 50th goal. Barber's goal gave the "LCB" line an NHL record total of 141 goals.

**MAY 6, 1976:** Reggie Leach scores 5 goals in the Flyers' 6-3 win over the Boston Bruins in Game 5 of the 1975-76 Semifinals at the Spectrum.

**MAY 16, 1976:** Visiting Montreal Canadiens defeat the Flyers in Game 4 of the Stanley Cup Finals, 5-3, to win the Stanley Cup at the Spectrum. Reggie Leach wins Conn Smythe Trophy as playoff MVP.

**MAY, 1976:** Reggie Leach scores 19 playoff goals in 16 games giving him 80 goals (61 in regular season) on the season — becoming the first player in NHL history ever to reach that plateau.

**JUNE 7, 1976:** Bobby Clarke receives Hart Trophy as NHL MVP for the third time in four seasons, becoming only the fifth three-time winner in NHL history.

**FEBRUARY 1, 1977:** Flyers' wives sponsor first Fight For Lives Carnival. Since that time, there have been 30 Carnivals, raising a total of over \$20 million for cancer and blood disease research and treatment.

**FEBRUARY 14, 1977:** Al Hill sets NHL record for points by a player in his first NHL game (5) with two goals and three assists in the Flyers' 6-4 victory over the St. Louis Blues at the Spectrum.

**MAY 12, 1977:** Former Flyers defenseman Barry Ashbee passes away after bout with leukemia.

**DECEMBER 11, 1977:** Flyers defenseman Tom Bladon sets NHL record for points by a defenseman (8) in one game with four goals and four assists in the Flyers' 11-1 victory over the Cleveland Barons at the Spectrum.

**MARCH 23, 1978:** Flyers record 400th all-time regular season victory, defeating the Toronto Maple Leafs, 4-1, at the Spectrum.

**APRIL 9, 1978:** Flyers honor retiring forward Gary Dornhoefer at the Spectrum.

**OCTOBER 11, 1979:** Flyers honor retiring goaltender Bernie Parent, who was forced to retire after being inadvertently struck in the eye with a stick on February 17, 1979 vs. the NY Rangers at the Spectrum. In 486 career games with the Flyers, Parent was 232-141-103 with a 2.42 GAA and 50 shutouts. Jersey No. 1 retired.

**OCTOBER 14, 1979:** Flyers defeat Toronto Maple Leafs, 4-3, at the Spectrum in the first game of a historic 35-game undefeated streak.

**DECEMBER 22, 1979:** Flyers defeat Bruins, 5-2, at Boston to set a new NHL record of 29 consecutive games without a loss.

**JANUARY 6, 1980:** Flyers defeat Sabres, 4-2, at Buffalo for 35th consecutive game without a loss — the longest such streak in professional sports history (The streak ends on January 7 as the Flyers lost at Minnesota, 7-1).

**MARCH 3, 1980:** Flyers honor retired defenseman Joe Watson at the Spectrum.

**MARCH 10, 1980:** Bobby Clarke and Ed Snider receive Lester Patrick Award for outstanding service to hockey in the United States.



## FLYERS HISTORY

**APRIL 3, 1980:** Reggie Leach's three goals in a 4-2 victory over Washington give him 50 for the season, making him the first Flyer to reach that plateau in two different years.

**MAY 24, 1980:** New York Islanders defeat Flyers, 5-4 in overtime, to capture Stanley Cup championship at Long Island.

**JUNE, 1980:** Pat Quinn receives Jack Adams Award as NHL Coach of the Year.

**NOVEMBER 2, 1980:** Flyers record 500th all-time regular season victory, defeating the Boston Bruins, 4-2, at the Spectrum. At the time, no other expansion team had won as many as 400 games.

**MARCH 19, 1981:** Bobby Clarke records his 1,000th NHL point, becoming the 15th player in NHL history to reach that plateau, with a third-period goal in the Flyers' 5-3 win over the Bruins at the Spectrum.

**JANUARY 14, 1982:** Flyers play host to 10,000,000th all-time fan in defeating the Edmonton Oilers, 8-2, at the Spectrum.


**AUGUST 19, 1982:** Flyers obtain Mark Howe and a third round pick in 1983 (Derrick Smith) from Hartford in exchange for Ken Linseman, Greg Adams and the Flyers' first and third round picks in 1982.

**OCTOBER 23, 1982:** Bobby Clarke plays in his 1,000th NHL game, a 4-2 loss to the Penguins at Pittsburgh.

**JANUARY 20, 1983:** Flyers record their 600th all-time regular season victory, 5-2, over the Calgary Flames at the Spectrum.

**APRIL 14, 1983:** Jay Snider is named team president and becomes the youngest person to hold such a position in the history of professional sports (at age 26).

**JUNE 7, 1983:** Bobby Clarke receives Frank J. Selke Trophy as NHL's top defensive forward.



**OCTOBER 9, 1983:** Bill Barber records his 400th NHL goal, becoming the 19th player in NHL history to reach that plateau, in the Flyers' 7-1 victory over the Pittsburgh Penguins at the Spectrum.

**MARCH 22, 1984:** Flyers set club record with 13 goals in one game in 13-4 victory over the Pittsburgh Penguins at the Spectrum.

**APRIL 7, 1984:** Bobby Clarke plays in his last NHL game (playoff contest) vs. the Washington Capitals.

**MAY 15, 1984:** Bobby Clarke announces his retirement from hockey, and is named Vice President and General Manager of the Flyers.

**MAY 24, 1984:** Mike Keenan named head coach of the Flyers.

**SEPTEMBER 25, 1984:** Bernie Parent inducted into Hockey Hall of Fame, becoming first member of Flyers organization to be so honored.

**OCTOBER 18, 1984:** Flyers tie club record with 13 goals in one game in 13-2 victory over the Vancouver Canucks at the Spectrum.

**NOVEMBER 15, 1984:** Flyers honor retiring center Bobby Clarke at the Spectrum. Clarke finished his 15-year NHL career as the Flyers' all-time leading scorer with 358 goals and 852 assists for 1210 points in 1144 games. Jersey No. 16 retired. Kate Smith's recording of "God Bless America" is played prior to the game as the Flyers defeat the Hartford Whalers, improving their record to 55-9-2 in games which her version of "God Bless America" has been played.

**FEBRUARY 24, 1985:** Flyers record 700th all-time regular season win, a 4-1 victory over the Calgary Flames at the Spectrum.

**MARCH 5, 1985:** Dave Poulin's overtime goal gives the Flyers a 5-4 win over the NY Islanders and starts an 11-game winning streak as part of the Flyers' 16-1-0 stretch run.

**MARCH 16, 1985:** Ron Sutter records the 5,000th all-time goal in Flyers history in the first period of the Flyers' 6-1 victory over the Maple Leafs at Toronto.

**APRIL 4, 1985:** Goaltender Pelle Lindbergh is named the first recipient of the Bobby Clarke Trophy as the Flyers' MVP.

**APRIL 13, 1985:** Tim Kerr sets NHL playoff marks of most goals in one period (4) and fastest four goals by one player (8:16) in second period of Flyers' 6-5 Division Semifinal victory over the Rangers in New York.

**MAY 16, 1985:** Dave Poulin scores while Flyers are two men short to boost Philadelphia to a 3-0 victory over Quebec, clinching Wales Conference Championship series in six games. It is the Flyers' fifth conference title in the eleven years the NHL has been structured by conferences.

**MAY 30, 1985:** Edmonton Oilers defeat Flyers, 8-3, in Game 5 of the Final series to capture their second consecutive Stanley Cup Championship.

**JUNE 12, 1985:** Pelle Lindbergh wins Vezina Trophy as top goaltender in NHL and Mike Keenan garners Jack Adams Award as NHL Coach of the Year.

**AUGUST 22, 1985:** Bill Barber announces his retirement after 12 NHL seasons, all as a Flyer.

**NOVEMBER 14, 1985:** Flyers honor the memory of Pelle Lindbergh who was fatally injured in an automobile accident on November 10, 1985.

**NOVEMBER 17, 1985:** Flyers win club record 13th consecutive game, 5-4, over the Islanders at the Spectrum on an overtime goal by Murray Craven. The 13 consecutive wins match the fourth-longest streak in NHL history.

**MARCH 6, 1986:** Flyers honor retiring left wing Bill Barber at the Spectrum. Barber retires as the Flyers' all-time leading goal scorer, and second-leading point scorer with 420 goals and 463 assists for 883 points in 903 games.

**APRIL 6, 1986:** Tim Kerr sets a new NHL record with his 34th power play goal of the season, as the Flyers beat the Capitals, 5-3.



## FLYERS HISTORY

**APRIL 6, 1986:** Flyers defeat Washington Capitals, 5-3, to win division title for third time in four seasons and ninth time in the club's 19-year history. The win also enables the Flyers to tie the club record of 53 wins in a season, set in 1984-85.

**MAY 21, 1986:** Bob Froese and Darren Jensen share Jennings Trophy as the goaltenders for the team with the lowest goals-against average during the regular season, and Mark Howe receives the Emery Edge Award as the player with the top plus/minus rating in the NHL.

**OCTOBER 9, 1986:** Rookie goaltender Ron Hextall makes his NHL debut vs. the Edmonton Oilers, winning 2-1.


**JANUARY 15, 1987:** The Flyers defeat the Montreal Canadiens, 6-3, at the Spectrum to record the 800th victory in franchise history.

**JANUARY 21, 1987:** Mark Howe records his 1000th point as a professional hockey player.

**MARCH 16, 1987:** The Flyers clinch their third consecutive Patrick Division Championship. It is the Flyers' eighth division title in the 13 years since the four division alignment was established.

**MARCH 17, 1987:** Tim Kerr records a Flyers-record fourth consecutive 50-goal season.

**MAY 14, 1987:** The Flyers defeat the Montreal Canadiens, 4-3, at the Forum to capture their second Prince of Wales Conference Championship in three years.



**MAY 28, 1987:** J.J. Daigneault scores at 14:28 of the third period to give the Flyers a 3-2 victory over the Edmonton Oilers in Game 6 of the Stanley Cup Finals. All three of the Flyers victories in the round have come after the Oilers have taken a 2-0 lead in each game. Brian Propp's crucial third-period power play goal gives him 28 points for the playoff year, a new Flyers record.

**MAY 31, 1987:** The Edmonton Oilers defeat the Flyers, 3-1, in Game 7 of the Finals to win the Stanley Cup. It is the first Final-series seventh game since 1971. Ron Hextall is awarded the Conn Smythe Trophy as playoff MVP. Hextall also establishes a new NHL record for minutes played in a playoff year with 1540. Pelle Eklund's first period assist gave him 20 on the playoff year, a new Flyers record.

**JUNE 10, 1987:** Ron Hextall wins the Vezina Trophy as the league's best goaltender and is named an NHL First Team All-Star and to the NHL All-Rookie Team. Dave Poulin is awarded the Frank J. Selke Trophy as the league's best defensive forward, and Mark Howe is named an NHL First-Team All-Star.

**JUNE 15, 1987:** Bobby Clarke is inducted into the Hockey Hall of Fame.

**OCTOBER 8, 1987:** The Kate Smith statue is dedicated outside the Spectrum.

**DECEMBER 8, 1987:** Ron Hextall becomes the first NHL goalie to score a goal by shooting the puck into the opposing net as the Flyers defeat Boston, 5-2, at the Spectrum.

**FEBRUARY 8, 1988:** Keith Allen is awarded the Lester Patrick Trophy.

**MARCH 22, 1988:** Bob Clarke and Bernie Parent are made charter inductees of the Flyers' Hall of Fame.

**APRIL 10, 1988:** Murray Craven's OT goal caps a dramatic 5-4 Flyers victory over the Capitals in Game 4 of the Patrick Division Semifinals. The Flyers overcame a 4-1 deficit with under ten minutes to play in the third period.

**JUNE 1, 1988:** Paul Holmgren becomes the first former Flyer to be named the team's head coach.

**SEPTEMBER 7, 1988:** Ed Snider is inducted into the Hockey Hall of Fame.

**NOVEMBER 24, 1989:** The Flyers defeat the Edmonton Oilers, 5-1, at the Spectrum to record the 900th win in franchise history.

**MARCH 16, 1989:** Bill Barber, Keith Allen and Ed Snider are inducted into the Flyers' Hall of Fame.

**APRIL 2, 1989:** Rick Tocchet records his 45th goal of the season, becoming one of only eight Flyers to join the 40-goal club.

**APRIL 11, 1989:** Ron Hextall scores his second career goal and becomes the first goalie to record a playoff goal, as the Flyers defeat Washington, 8-5, at the Capital Centre.

**APRIL 29, 1989:** Ken Wregget, starting in place of the injured Ron Hextall, leads the Flyers to a 4-1 victory over the Pittsburgh Penguins in Game 7 of the Patrick Division Finals. It is the Flyers' tenth trip to the Semifinals in 17 years.

**JUNE 16, 1989:** Tim Kerr is awarded the Bill Masterton Memorial Trophy.

**MARCH 22, 1990:** Fred Shero and Rick MacLeish are inducted into the Flyers' Hall of Fame.

**APRIL 16, 1990:** Bob Clarke is fired as the Flyers' General Manager, ending his 21-year association with the franchise.

**JUNE 16, 1990:** The Flyers make Mike Ricci their first selection (4th overall) in the NHL Entry Draft. It is the Flyers' highest selection since Ron Sutter was taken with the same pick in 1982.

**SEPTEMBER 24, 1990:** Bill Barber is inducted into the Hockey Hall of Fame.

**OCTOBER 11, 1990:** Bill Barber's jersey number 7 is retired by the Flyers.

**MARCH 21, 1991:** Gary Dornhoefer and, posthumously, Barry Ashbee are inducted into the Flyers' Hall of Fame.

**OCTOBER 4, 1991:** The Flyers open their 25th anniversary season against the Capitals in Washington.

**JANUARY 17-18, 1992:** The Flyers and the City of Philadelphia host the NHL All-Star Weekend. Friday night featured the NHL Heroes of Hockey Game and the NHL All-Star Skills Competition. On Saturday, the Campbell Conference defeated the Wales Conference by the score of 10-6 in the 43rd NHL All-Star Game. Center Rod Brind'Amour was the Flyers' lone representative on the Wales Conference squad.

**FEBRUARY 13, 1992:** Gene Hart and Reggie Leach are inducted into the Flyers' Hall of Fame.

**APRIL 1, 1992:** The NHL Players Association went on strike for the first time in league's 75-year history.

**APRIL 10, 1992:** The NHL players and owners reach a settlement, ending the 10-day players strike.

**JUNE 10, 1992:** Bob Clarke rejoins the Flyers as Senior Vice President.

**JUNE 30, 1992:** The Flyers are awarded the rights to 19 year-old Eric Lindros by arbitrator Larry Bertuzzi. In one of the most publicized trades in hockey history, the Flyers sent goaltender Ron Hextall, defensemen Steve Duchesne and Kerry Huffman, centers Mike Ricci and Peter Forsberg, left wing Chris Simon, No. 1 draft picks in 1993 and 1994 and \$15 million to the Quebec Nordiques in return for Eric Lindros.

**JULY 15, 1992:** The Flyers complete the biggest transaction in team history by signing center Eric Lindros to an unprecedented six-year contract.

**SEPTEMBER 21, 1992:** Keith Allen becomes the fifth member of the Flyers organization inducted into the Hockey Hall of Fame, joining Bernie Parent, Bobby Clarke, Ed Snider and Bill Barber.

**JANUARY 9, 1993:** The Flyers record the 1,000th win in team history vs. the NY Rangers.

**MARCH 7, 1993:** Right wing Mark Recchi records his 100th point of the season at the New Jersey Devils, becoming the fourth player in Flyers history to record 100 or more points in a season.

**MARCH 13, 1993:** The Flyers vs. Los Angeles Kings game held at the Spectrum is postponed, following the first period, due to severe weather and blizzard conditions which caused a pane of glass on the Spectrum concourse to break. The game was replayed, in its entirety, on April 1, 1993.

**MARCH 14, 1993:** The Flyers at Whalers game in Hartford is postponed due to severe weather. The game was played, in its entirety, on April 16, 1993 at the Hartford Civic Center.

**MARCH 24, 1993:** Center Eric Lindros scores his 35th goal of the season at the New York Rangers, passing Brian Propp (34), to break the team record for most goals in a season by a rookie. Lindros finished the season with 41 goals.

**APRIL 1, 1993:** Right wing Mark Recchi scores his 50th goal of the season vs. the Los Angeles Kings, becoming the fifth player in Flyers history to score 50 or more goals in a season.

**APRIL 8, 1993:** Joe Scott and Ed Van Impe are inducted into the Flyers' Hall of Fame.

**APRIL 12, 1993:** Mark Recchi collects an assist vs. the New York Rangers, breaking Bobby Clarke's team record for most points (119 in 1975-76). Recchi finished the season with 123 points.

**OCTOBER 21, 1993:** The scheduled Flyers vs. NY Islanders game is moved to October 22 to avoid a conflict with Game Five of the 1993 World Series.

**MARCH 1, 1994:** Jay Snider resigns as president of the Flyers.

**MARCH 8, 1994:** Tim Kerr is inducted into the Flyers' Hall of Fame.

**MARCH 31, 1994:** Mikael Renberg scores a goal vs. Calgary, breaking Dave Poulin's team record for points in a season by a rookie (76 in 1983-84). Renberg finishes the season with 82 points.

**APRIL 12, 1994:** Mikael Renberg is named the first recipient of the Pelle Lindbergh Memorial Trophy as the Flyers' most improved player, as voted by his teammates.


**JUNE 15, 1994:** Bob Clarke is named team president and general manager.

**SEPTEMBER 6, 1994:** Eric Lindros is named the eleventh team captain in club history. At 21 years old, Lindros becomes the youngest captain in Flyers history.

**SEPTEMBER 30, 1994:** NHL Commissioner Gary Bettman announced the postponement of the start of the 1994-95 regular season due to a failure to come to terms on a new Collective Bargaining Agreement between the League and the NHL Players' Association.

**JANUARY 13, 1995:** NHL Commissioner Gary Bettman and NHL Players' Association Executive Director Bob Goodenow announced that they have reached an agreement on a new Collective Bargaining Agreement and that a 48-game season would begin on January 20.

**MAY 7, 1995:** Flyers defeat Buffalo, 4-3, in overtime in Game One of Eastern Conference Quarterfinals. The win was the Flyers' first playoff victory since a 2-1 overtime victory at Montreal in Game Five of Wales Conference Finals on May 9, 1989.



**JULY 6, 1995:** Eric Lindros is named the winner of the 1994-95 Hart Memorial Trophy as the NHL's MVP. Lindros becomes the second Flyer to capture the award (Bob Clarke in 1972-73, 1974-75 and 1975-76). Lindros and John LeClair were named to the NHL First All-Star Team.

**DECEMBER 18, 1995:** The Flyers acquire an expansion franchise in the American Hockey League to commence operations with the start of the 1996-97 season. The Philadelphia Phantoms replaced the Hershey Bears as the Flyers' top minor league affiliate.

**FEBRUARY 22, 1996:** Joe Watson was inducted into the Flyers' Hall of Fame.

## FLYERS HISTORY

**MARCH 19, 1996:** Ed Snider, Pat Croce and Comcast Corporation announced the formation of the Comcast-Spectacor Venture that will create a super-regional sports partnership for the Delaware Valley. The venture will own and operate the Philadelphia 76ers basketball team, the Philadelphia Flyers hockey team, the CoreStates Spectrum and the new CoreStates Center. The transaction was finalized on July 17, 1996.

**MARCH 25, 1996:** Ron Hextall stopped all 21 Hartford shots to record his second consecutive shutout. He was the first Flyers goaltender to record shutouts in consecutive regular season games since Bernie Parent on October 11 and 13, 1973. Eric Lindros registers a goal and two assists in the game to break the 100-point plateau for the first time in his career. Lindros is the fifth Flyer to eclipse the 100-point barrier.

**APRIL 10, 1996:** John LeClair recorded his 50th goal of the season at New Jersey, becoming the sixth player in the Flyers history to score 50 or more goals in a season.

**APRIL 11, 1996:** The Flyers defeated the Montreal Canadiens, 3-2, in the team's final regular season home game at the Spectrum. John LeClair's second-period goal was the game-winning goal and the final Flyers goal scored in a regular season game at the Spectrum.

**APRIL 16, 1996:** Ron Hextall recorded his 36th playoff win as a Flyer, setting a new team record for career playoff wins (passing Bernie Parent - 35) in Game One of the Eastern Conference Quarterfinals vs. Tampa Bay.

**MAY 12, 1996:** Mike Hough's goal at 8:05 of the second overtime period gave the Florida Panthers a 2-1 win over the Flyers in Game Five and a three-games-to-two lead in their Eastern Conference Semifinal series. The Panthers won the series in six games. Game Five was the Flyers' final game at the Spectrum.

**AUGUST 31, 1996:** The CoreStates Center opened with a contest between USA and Canada in the inaugural World Cup of Hockey Tournament. USA won the game, 5-3, in front of a sold-out crowd.

**OCTOBER 5, 1996:** The Flyers played their first regular season game at the CoreStates Center. The Florida Panthers won the game, 3-1, but right wing Dainius Zubrus became the youngest player in Flyers history at 18 years, three months and 20 days old on opening night. Zubrus also recorded his first NHL goal in the game.

**OCTOBER 7, 1996:** The Flyers recorded the 700th home win in franchise history with 3-1 win vs. New Jersey.

**DECEMBER 22, 1996:** Chicago's Sergei Krivokrasov scored at 2:38 of the first period to end the Flyers' team record shutout streak at 265 minutes and eight seconds and their streak of four consecutive shutouts.

**JANUARY 29, 1997:** Rod Brind'Amour played in his 288th consecutive game for the Flyers, breaking the team record for most consecutive games played.

**FEBRUARY 2, 1997:** The 21st Annual Flyers' Wives Fight for Lives Carnival raised \$1,024,455. It was the first time that the Carnival topped the \$1 million mark in proceeds.

**APRIL 13, 1997:** John LeClair recorded his 50th goal of the season to become only the second player in Flyers history to reach the 50-goal mark in consecutive seasons.

**APRIL 26, 1997:** The Flyers defeated the Pittsburgh Penguins, 6-3, in Game Five of the Eastern Conference Quarterfinals and win the series, four games to one.

Mario Lemieux scored a goal in his last NHL game before returning to play in the 2000-01 season. Rod Brind'Amour recorded two shorthanded goals in the first period, tying the NHL record for most shorthanded goals in a period and a game. At 54 seconds apart, Brind'Amour's two shorthanded goals were the second fastest scored by one player in NHL Playoff history.

**MAY 23, 1997:** Eric Lindros scored the game-winning goal with 6.8 seconds remaining in regulation as the Flyers defeated the NY Rangers, 3-2, in Game Four of the Eastern Conference Finals. It was the latest game-winning goal in Flyers Playoff history.

**MAY 31, 1997:** The Flyers lost to the Detroit Red Wings in Game One of the Stanley Cup Finals, 4-2, in front of 20,291 fans at the First Union Center. It is the largest single-game home attendance in team history.

**NOVEMBER 17, 1997:** Gene Hart was enshrined into the Hockey Hall of Fame after his selection as the recipient of the Foster Hewitt Memorial Award. He became the sixth member of the Flyers organization to be so honored.

**FEBRUARY 8-24, 1998:** The NHL suspends operations for 17 days to allow NHL player participation in the 1998 Winter Olympic Games in Nagano, Japan. Ten members of the Flyers organization take part (Canada: Bob Clarke - GM, Wayne Cashman - Assistant Coach, Rod Brind'Amour, Eric Desjardins, Eric Lindros; USA: Paul Holmgren - Assistant Coach, John LeClair, Joel Otto; Czech Republic: Petr Svoboda; Finland: Janne Niinimaa).

**FEBRUARY 28, 1998:** Eric Lindros scored the game-winning goal at NY Rangers, his 500th point in the NHL. He became the fifth fastest to reach 500 points in NHL history (in 352 games; Wayne Gretzky - 234 games; Mario Lemieux - 287 games; Peter Stastny - 322 games and Mike Bossy - 349 games).



**APRIL 13, 1998:** John LeClair records his 50th goal of the season, at Buffalo. He became the first American-born player to reach the 50-goal mark three times and the second Flyer to record three consecutive 50-goal seasons (Tim Kerr 1983-84 through 1986-87).

**JUNE 10, 1998:** The Philadelphia Phantoms, the Flyers' American Hockey League affiliate, defeated the Saint John Flames, 6-1, to capture the Calder Cup Championship, four games to two. The Phantoms became the fourth Flyers affiliate to capture the Calder Cup, joining the 1988 Hershey Bears and back-to-back titles by the Maine Mariners in 1978 and 1979.

## FLYERS HISTORY

**JULY 15, 1998:** Comcast-Spectacor announced that it was changing the names of its arenas to the First Union Center and the First Union Spectrum.

**NOVEMBER 20, 1998:** Goaltender Ron Hextall allows one goal on 19 shots to record a 3-1 win at Carolina to register his 233rd win as a Flyer. With the win, Hextall moves past Bernie Parent into first place on the Flyers' All-Time List in wins.

**JANUARY 16, 1999:** Toronto Maple Leaf Steve Sullivan's goal at 6:31 of the first period ended John Vanbiesbrouck's team record shutout streak at 218 minutes and 42 seconds from January 3 through 16.


**FEBRUARY 20, 1999:** Center Eric Lindros was scoreless at Ottawa, ending his 18-game point-scoring streak from January 7 through February 18 (14G,21A). Lindros tied Bobby Clarke for the longest such streak in team history.

**MARCH 4, 1999:** Brian Propp was inducted into the Flyers' Hall of Fame.

**MARCH 13, 1999:** Goaltender Ron Hextall plays at Pittsburgh, his 487th game as a Flyer which moved him past Bernie Parent into first place on the Flyers' All-Time Games Played List.

**MARCH 21, 1999:** The Flyers defeated the Detroit Red Wings, 5-4, at the First Union Center, ending a team-record 12-game winless streak from February 24 through March 16 (0-8-4). The Flyers also posted a 15-game undefeated streak from December 12, 1998 through January 13, 1999 (10-0-5). The Flyers became the only team in NHL history to record both a streak of 10-or-more games undefeated and a streak of 10-or-more games winless in the same season.

**APRIL 18, 1999:** Eric Desjardins is awarded his fifth consecutive Barry Ashbee Trophy as the most outstanding Flyers defenseman and the first Yanick Dupre Memorial Class Guy Award winner as the Flyer who best illustrates character, dignity and respect for the sport both on and off the ice, as selected by the Philadelphia Chapter of the Professional Hockey Writers' Association. Desjardins' fifth Barry Ashbee Trophy is the most by any defenseman in team history. The Yanick Dupre Memorial Class Guy Award honors the memory of Yanick Dupre who died on August 16, 1997, after a 16-month battle against leukemia. Dupre played parts of three seasons with the Flyers (1991-92, 1994-95 and 1995-96).



**JULY 14, 1999:** Gene Hart, "Voice of the Flyers", dies at the age of 68. The Flyers hold a memorial service at the First Union Center on Sunday, July 18, to honor Hart for his contributions to the organization and the City of Philadelphia over his 32-year career.

**JULY 23, 1999:** Flyers defenseman Dmitri Tertyshny is fatally injured in a boating accident at the age of 22. Tertyshny recorded 10 points (2G,8A) in 62 games during his rookie season of 1998-99.

**SEPTEMBER 21, 1999:** The Flyers and Phantoms play a benefit game in memory of Flyers defenseman Dmitri Tertyshny, who was fatally injured in a boating accident. All net proceeds are placed in a scholarship fund for the unborn son of Dmitri and his widow, Polina. The Flyers win the game, 6-1.

**OCTOBER 2, 1999:** Mark Eaton appears in his first NHL game, becoming the first Philadelphia-area native to play for the Flyers. Rod Brind'Amour misses the game because of a fracture in his left foot, ending his franchise record of 484 consecutive games played.

**OCTOBER 24, 1999:** John Vanbiesbrouck records his third consecutive shutout, a career first, and becomes only the fourth goaltender during the 1990s to post three consecutive shutouts. In all, he will not allow a goal in 227 minutes, 40 seconds (parts of five games, 10/17/99-10/26/99) to set a team record for one goalie and a personal best.

**DECEMBER 6, 1999:** Ed Snider receives the Anti-Defamation League's prestigious Americanism Award.

**JANUARY 2, 2000:** Eric Desjardins registers three assists, which gives him 231 points as a Flyer and places him second among defensemen on the team's career list (Mark Howe, 480).

**JANUARY 8, 2000:** Rod Brind'Amour records his 600th point as a Flyer, becoming only the seventh player in team history to reach that plateau.

**MARCH 21, 2000:** Rick Tocchet is assessed five penalty minutes for fighting, giving him 1,700 PIM as a Flyer, the first player in franchise history to reach that mark.

**MARCH 27, 2000:** Eric Desjardins is named the 12th captain in Flyers history.

**APRIL 6, 2000:** Eric Desjardins is awarded his sixth consecutive Barry Ashbee Trophy as the team's most outstanding defenseman. No other Flyers defenseman has won the award more than four times.

**APRIL 8, 2000:** John LeClair scores his 40th goal, becoming the first player in Flyers history to score 40 or more goals in five consecutive seasons.

**APRIL 9, 2000:** The Flyers defeat the New York Rangers, 4-1, and capture their 13th division championship.

**MAY 2, 2000:** Andy Delmore scores his first two career playoff goals, including the game winner in overtime, to give the Flyers a 4-3 win at Pittsburgh in Game Three of the Eastern Conference Semifinals. He is the first Flyers rookie defenseman to score two goals in a playoff game.

**MAY 4, 2000:** Keith Primeau scores at 12:01 of the fifth overtime period to give the Flyers a 2-1 win at Pittsburgh in Game Four of the Eastern Conference Semifinals. It is the longest game in modern NHL history (152:01). Only a pair of six-overtime playoff contests in the 1930s were longer. In addition, the game's elapsed time of six hours, 56 minutes sets an NHL record. The Flyers' 72 shots and the game's combined 130 shots both set team records for an overtime game.

## FLYERS HISTORY

**MAY 7, 2000:** Andy Delmore becomes the first NHL rookie defenseman to record a hat trick in a postseason game as the Flyers defeat Pittsburgh, 6-3, in Game Five of the Eastern Conference Semifinals. Mark Recchi records a goal and four assists, tying Flyers records for assists and points in a playoff game.

**DECEMBER 10, 2000:** The Flyers named Bill Barber the 14th head coach in team history, replacing Craig Ramsay. The Flyers defeat the New York Islanders, 5-2, at the First Union Center for Barber's first win as head coach.

**DECEMBER 28, 2000:** The Flyers lose 4-3 at Tampa Bay. The loss ends the Flyers' eight-game undefeated streak (5-0-3-0) under Head Coach Bill Barber. It is the second-best start of an NHL head coaching career and the longest undefeated streak following an in-season coaching change in NHL history.

**MARCH 13, 2001:** Mark Recchi posted a goal and two assists in 5-2 win vs. St. Louis. His goal vs. St. Louis was his 1,000 career NHL point (60th player in NHL history to reach this milestone).



**MARCH 15, 2001:** Mark Howe, the leading scorer among defensemen in Flyers history, became the 17th member of the organization to be inducted into the Flyers Hall of Fame in an on-ice ceremony at the First Union Center prior to the Flyers' game vs. the Minnesota Wild.

**MARCH 31, 2001:** Goaltender Roman Cechmanek stopped all 21 shots faced to record 1-0 win vs. the Detroit Red Wings. It was his 10th shutout of the season; the second most by a rookie or first-year goalie since Tony Esposito posted 15 shutouts during the 1969-70 season. His 10 shutouts are the most by a Flyers goaltender since Bernie Parent registered 12 during the 1974-75 season.

**APRIL 8, 2001:** Flyers win 2-1 at Buffalo. With the win, the Flyers record 100 points for the 14th time in 34 seasons. This game marked the last time that the Flyers would wear their orange road jerseys. Starting with the 2001-02 season, the Flyers would wear their black jersey for road contests.

**JUNE 14, 2001:** The Flyers signed left wing John LeClair to a new five-year contract.

**JUNE 14, 2001:** Head Coach Bill Barber wins the Jack Adams Award as "the NHL coach adjudged to have contributed the most to his team's success." Barber is the first winner to receive this award after taking his position in-season and the eighth head coach to win in his first NHL season.

**JULY 2, 2001:** The Flyers signed unrestricted center Jeremy Roenick to a five-year contract.

**AUGUST 20, 2001:** The Flyers traded the rights to restricted free agent center Eric Lindros to the New York Rangers in exchange for right wing Pavel Brendl, left wing Jan Hlavac, defenseman Kim Johnsson and a third round pick in the 2003 NHL Entry Draft.

**SEPTEMBER 20, 2001:** The Flyers and New York Rangers skated to a 2-2 tie in a preseason game that was suspended after two periods so everyone in attendance at the First Union Center could watch President George W. Bush's address to Congress which was televised live in the arena. Through the generosity of the fans, players and ownership, the Flyers raised \$120,000 for the Twin Towers Fund. The \$120,000 donation represented the monies collected after the Flyers matched \$2 for every \$1 donated by the fans attending the game and the monies raised through the auction of game-used jerseys and sticks from the game.

**OCTOBER 23, 2001:** Keith Primeau is named the 13th captain in Flyers history.

**OCTOBER 31, 2001:** The Flyers "unretired" their orange road jersey for their game against the Pittsburgh Penguins at the First Union Center and raised \$67,947 through the on-line jersey auction. Proceeds from the auction increased the Flyers' contribution to the Twin Towers Fund to over \$187,000. The Flyers defeated the Penguins, 3-0. With the shutout, Brian Boucher became the first goaltender in Flyers history to record a shutout on consecutive days. He had recorded a 3-0 win at Washington on October 30.

**DECEMBER 8, 2001:** Jenny Barber, wife of Head Coach Bill Barber, dies after losing her battle against cancer.

**DECEMBER 18, 2001:** Flyers right wing Mark Recchi scored a goal in the Flyers' 6-3 win against the St. Louis Blues at the First Union Center. The goal was his 400th career NHL goal. He became the 65th player in NHL history to reach the Milestone.

**JANUARY 12, 2002:** The Flyers defeated the NY Rangers, 4-2, in front of 19,867 fans at the First Union Center. The crowd of 19,867 is the largest regular season crowd in team history.

**JANUARY 30, 2002:** Flyers center Jeremy Roenick scored a goal in the Flyers' 3-1 loss to the Senators in Ottawa. With the goal, Roenick reached the NHL Milestone of 1,000 career points. He became the 63rd player in NHL history to reach the mark.

**FEBRUARY 14 THROUGH 25, 2002:** The NHL suspends operations for 12 days to allow NHL player participation in the 2002 Winter Olympic Games in Salt Lake City, Utah. Seven members of the Flyers organization take part (Canada: Simon Gagne; USA: John LeClair and Jeremy Roenick; Czech Republic: Jiri Dopita and Roman Cechmanek; Sweden: Kim Johnsson; Ukraine: Ruslan Fedotenko).

**MARCH 7, 2002:** Flyers raised a record \$1.35 million at the 26th Annual Flyers' Wives Fight For Lives Carnival. The \$1,354,960.67 raised this year surpassed the previous high of \$1,353,322 raised at the 2000 Carnival.

**MARCH 23, 2002:** Flyers right wing Mark Recchi reached the NHL Milestone of 1,000 games played with his appearance in the Flyers' game against the Penguins in Pittsburgh. He became the 177th player in NHL history to reach this mark. Recchi posted two assists in the 4-4 tie.

## FLYERS HISTORY

**APRIL 24, 2002:** The Ottawa Senators defeated the Flyers, 3-0, at the Corel Centre. The loss is the Flyers' third consecutive 3-0 loss. It is the first time in Flyers history that the team has been shutout three consecutive games in a single playoff season and three times in one playoff series.

**APRIL 26, 2002:** The Ottawa Senators defeated the Flyers, 2-1, in overtime to win their Eastern Conference Quarterfinal series, four games to one. The two goals scored by the Flyers in the series set an NHL record for fewest goals by one team in a five-game series.

**APRIL 30, 2002:** Bill Barber is relieved of his duties as Flyers head coach. Barber compiled a 73-46-17 record in 136 regular season games over two seasons (2000-01 and 2001-02).

**JUNE 23, 2002:** Joe Scott, a founding partner and Chairman of the Board, Emeritus of the Flyers, died at the age of 93.

**OCTOBER 26, 2002:** First period goals by Justin Williams (at 0:16) and Michal Handzus (at 0:31) in the Flyers' 6-2 win at the NY Islanders set a club record for the fastest two goals from the start of a game. They were the third fastest two goals from the start of a game by one team in NHL history.

**NOVEMBER 29, 2002:** The Flyers debuted their new alternate jersey in a 3-0 loss against the Toronto Maple Leafs at the First Union Center. This "all-orange" jersey was worn 17 times during the 2002-03 season with the Flyers posting an 8-7-2 record in those games.



**DECEMBER 5, 2002:** Michal Handzus scores on a penalty shot in overtime against Dan Blackburn to give the Flyers a 3-2 win over the NY Rangers. Handzus' penalty shot attempt was the first by a Flyer in regular season overtime (it was only the second successful penalty shot attempt in regular season overtime in NHL history).

**MARCH 31, 2003:** Eric Weinrich records an assist in the Flyers' 6-1 win at Pittsburgh, his 1,000th career NHL game. He became the third Flyer to reach the NHL Milestone of 1,000 games played this season, joining Jeremy Roenick (vs. Boston on November 16) and Eric Desjardins (at Atlanta on December 18).

**APRIL 4, 2003:** The Flyers win at Tampa Bay, 4-1. It is the team's 23rd win on the road, which set a new team record for most road wins in a season. The Flyers finish the season with 24 road wins.

**APRIL 6, 2003:** The Flyers win at Florida, 6-2. The win gives the Flyers 55 points on the road, which set a new team record for most points earned on the road in a

season. Robert Esche allows two goals in the win. The Flyers finish the season tied for the fewest goals against in the NHL with the New Jersey Devils (both teams allowed 166). Esche and Roman Cechmanek share the William M. Jennings Trophy with the Devils' Martin Brodeur. It is the second time that the Flyers have won the award (Bob Froese and Darren Jensen for the 1985-86 season).

**APRIL 16, 2003:** Mark Recchi scored at 13:54 of the third overtime period to give the Flyers a 3-2 win at Toronto in Game Four and even their Eastern Conference Quarterfinals series at two games apiece. The Flyers' 75 shots on goal was a new team record for most shots in an overtime game and tied for the most shots in a playoff game since the 1967-68 expansion (Washington recorded 75 shots against the NY Islanders in a game that went four overtimes on April 18, 1987). With 53:54 minutes played, it was the second longest overtime game in Flyers history (behind 92:01 minutes played at Pittsburgh on May 4, 2000).

**APRIL 22, 2003:** The Flyers defeat the Toronto Maple Leafs, 6-1, in Game Seven of their Eastern Conference Quarterfinal series. The Flyers win the second longest series in NHL history. The two teams played 532:05 minutes in the series, trailing only the 553:08 minutes played by the Boston Bruins and NY Rangers in their 1939 semifinal series. The series featured three multiple-overtime games, only the second series in NHL history to do so (NY Rangers and New Jersey Devils played three multiple-overtime games in their 1994 Eastern Conference Final series).

**JULY 18, 2003:** Comcast-Spectacor announced that it was changing the names of its arenas to the Wachovia Center and Wachovia Spectrum.

**OCTOBER 16, 2003:** Flyers and San Jose Sharks skated to 0-0 tie at HP Pavilion at San Jose. Flyers goaltender Jeff Hackett stopped all 27 shots faced to record the shutout. The scoreless tie was the first for the Flyers in a road game since December 4, 1982 (0-0 tie at Pittsburgh). For Hackett, it was his second consecutive shutout (Hackett shutout the Buffalo Sabres on October 9 in the Flyers' 2-0 win). He is the first goaltender in Flyers history to record a shutout in each of his first two career starts as a Flyer. This is the second time in franchise history that a goaltender had opened a season with two consecutive shutouts (Bernie Parent opened the 1973-74 season with a 2-0 win vs. Toronto on October 11 and a 6-0 win at NY Islanders on October 13).

**DECEMBER 13, 2003:** The New Jersey Devils defeated the Flyers at the Wachovia Center, 2-0, ending the team's 14-game undefeated streak at home (12-0-2). The 14-game undefeated streak at home is the second longest undefeated streak at home to start a season in franchise history. The Flyers went 26 games undefeated at home (19-0-7) to start the 1979-80 season.

**JANUARY 16, 2004:** The Flyers defeated the Toronto Maple Leafs, 4-1. Each of the 18 skaters in the game for the Flyers posted at least a +1 rating, the first time that the feat had occurred since the Flyers defeated the Pittsburgh Penguins, 11-4, on March 10, 1985.

**FEBRUARY 4, 2004:** The Flyers defeated the Washington Capitals, 5-1. Goaltender Antero Niittymäki stopped 19 of 20 shots faced to record the win in his first career NHL game. He was the first Flyers goaltender to win his NHL debut since Dominic Roussel, who defeated the Quebec Nordiques on October 17, 1991, 5-3.



## FLYERS HISTORY

**FEBRUARY 21, 2004:** The Flyers defeated the Atlanta Thrashers, 5-4. Simon Gagne scored a goal on a penalty shot with 1:01 left to play in the third period to give the Flyers a 5-4 lead. The Flyers scored three of their goals on the same penalty as Ronald Petrovicky was serving a five-minute major for charging. It was the third time in team history that the Flyers scored three goals on the same penalty.

**MARCH 3, 2004:** Prior to the Flyers' 5-2 win against the Nashville Predators, Dave Poulin became the 18th member of the organization to be inducted into the Flyers Hall of Fame.

**MARCH 5, 2004:** The Flyers defeated the Ottawa Senators, 5-3. Defenseman Danny Markov's goal at 16:10 of the first period was 10,000th goal in franchise history (seventh team in NHL history and first expansion team to reach mark). Tony Amonte reached the NHL Milestone of 1,000 games played with his appearance in the game. The Senators and Flyers combined to record 419 penalty minutes in the game, including 409 in the third period, to set NHL records for most penalty minutes, both teams, one game and most penalty minutes, both teams, one period. The Flyers also set NHL records for most penalty minutes, one team, one game (213) and most penalty minutes, one team, one period (209).

**MARCH 25, 2004:** Right wing Mark Recchi posted an assist on both Flyers goal in the Flyers' 4-2 loss against the New York Islanders. His second assist was his 1,200th career NHL point (40th player in NHL history to reach mark).

**MAY 4, 2004:** Jeremy Roenick's second goal of the game at 7:39 of overtime gave the Flyers a 3-2 win over the Maple Leafs in Toronto in Game Six of their Eastern Conference Semifinal series and a four-games-to-two series victory.

**MAY 15, 2004:** Flyers defeated the Tampa Bay Lightning at the Wachovia Center, 3-2, in Game Four of the Eastern Conference Finals. Every fan in attendance received an "Orange Crush" T-shirt as they entered the building.



**MAY 20, 2004:** Captain Keith Primeau scored a goal with 1:49 left to play in the third period to tie the score at 4-4 and left wing Simon Gagne scored a goal at 18:18 of the first overtime period to give the Flyers a 5-4 win against the Tampa Bay Lightning in Game Six of the Eastern Conference Finals.

**SEPTEMBER 15, 2004:** The National Hockey League's Board of Governors unanimously reconfirmed that NHL teams, upon the expiration of the Collective Bargaining Agreement at midnight, would not play again until there is a new economic system.

**FEBRUARY 16, 2005:** The National Hockey League announced that, because a new collective bargaining agreement has not been realized, it no longer is practical to conduct an abbreviated 2004-05 season.

**JUNE 10, 2005:** The Philadelphia Phantoms, the Flyers' American Hockey League affiliate, defeated the Chicago Wolves, 5-2, to capture the Calder Cup Championship, four games to none. It is the second championship in franchise history (also won the Calder Cup in 1998).

**JULY 22, 2005:** The National Hockey League's Board of Governors ratified the terms of the Collective Bargaining Agreement negotiated with the NHL Players' Association, ending a 310-day work stoppage. The six-year agreement is scheduled to run through September 15, 2011.

**NOVEMBER 5, 2005:** The Flyers defeated the Atlanta Thrashers at the Wachovia Center, 4-3. The team welcomed the 25-millionth fan in team history prior to the game.

**DECEMBER 3, 2005:** The Flyers lost at Nashville, 4-3 in a shootout. It was the first shootout in team history.

**DECEMBER 28 & 29, 2005:** Sami Kapanen's game-winning goal in overtime at Carolina on December 29 was the ninth time in NHL history that a player scored game-winning overtime goals in consecutive team games (scored goal in overtime at Atlanta on December 28) and only the second pair recorded on consecutive days.

**JANUARY 12, 2006:** The Flyers lost at Detroit, 6-3, in the last game of their 11-game road trip. The Flyers' 11-game road trip from December 23 through January 12 was the longest road trip in team history. Their eight wins in the 11 games was just the ninth time in NHL history that a team recorded six-or-more wins in a single road trip and their 17 points in the 11 games (8-2-1 record) were the most points by one team in a single road trip in NHL history.

**JANUARY 14, 2006:** 19,953 fans attended the Flyers' 4-3 overtime loss vs. Colorado to set a new team record for attendance at a regular season game.

**MARCH 21, 2006:** Flyers Head Coach Ken Hitchcock became the fifth fastest coach to reach 400 career NHL wins with the Flyers' 2-1 win vs. New Jersey on March 21.

**APRIL 15, 2006:** The team hosted 805,783 fans through the Flyers' 41 regular season home games. The 805,783 fans are a new team record for a single season.

**APRIL 18, 2006:** R.J. Umberger scored a goal in the Flyers' 4-1 win at NY Islanders. The goal was Umberger's 20th goal of the season. For the first time in team history, the Flyers had two rookies score at least 20 goals in a season (Jeff Carter - 23 and R.J. Umberger - 20).

**OCTOBER 7, 2006:** Flyers lost to NY Rangers at Wachovia Center, 5-4 in a shootout. The two teams set a new NHL record with 25 consecutive unsuccessful shots in the shootout, the longest such streak in any NHL shootout.

**OCTOBER 22, 2006:** Flyers announced the resignation of General Manager Bob Clarke and the firing of Head Coach Ken Hitchcock. Paul Holmgren was named interim general manager and John Stevens was named head coach.

**APRIL 7, 2007:** Sami Kapanen was named the winner of the inaugural winner of the Gene Hart Memorial Award. This award will be presented annually to the Flyer with the most heart as voted by Philadelphia Flyers Fan Club members at each general meeting throughout the season. In addition to the award, a donation for \$1,500 will be made to the player's favorite charity.

**APRIL 8, 2007:** Flyers defeated the Buffalo Sabres at Wachovia Center, 4-3. The Flyers ended the season with a 22-48-12 record and set team records for most losses (48), most losses at home (24), fewest points in standings (56) and fewest points in standings at home (27).

**OCTOBER 18, 2007:** Flyers defeated the New Jersey Devils at Wachovia Center, 4-0. Goaltender Martin Biron stopped all 38 shots faced to post the shutout. The shutout was Biron's second consecutive shutout, the Flyers' first shutout of the Devils since Feb. 27, 2001, and the Flyers' first shutout of the Devils in Philadelphia since Jan. 6, 1987.

**DECEMBER 11, 2007:** The Flyers defeated the Pittsburgh Penguins at Wachovia Center, 8-2. Joffrey Lupul and R.J. Umberger each scored three goals for the Flyers. Lupul's six points set a new career high for points in a game and was the most points in a game by a Flyer since Eric Lindros posted six points (4G,2A) in the Flyers' 6-3 win at Toronto on March 19, 1997. The multiple hat tricks were the sixth time in team history that two players recorded hat tricks in the same game (last time happened was on Dec. 18, 1986 - Tim Kerr and Dave Poulin vs. NY Islanders).



**FEBRUARY 6, 2008:** Prior to the Flyers' 4-3 loss to the Washington Capitals, Ron Hextall became the 19th member of the organization to be inducted into the Flyers Hall of Fame.

**FEBRUARY 25, 2008:** The Flyers defeated the Sabres in Buffalo, 4-3 in a shootout. The Flyers trailed 3-0 in the first period, before scoring the final three goals of regulation play. Jeff Carter and Danny Briere each scored a goal on their shootout attempt to give the Flyers the win. The win ended the team's 10-game winless streak and was the first time that the Flyers won a game when trailing by three goals since February 13, 2003 (4-3 overtime win at St. Louis).

**APRIL 4, 2008:** The Flyers defeated the New Jersey Devils at the Wachovia Center, 3-0. With the win and Carolina's loss to Florida, the Flyers clinched a playoff berth for the 32nd time in franchise history.

**APRIL 6, 2008:** The Flyers defeated the Pittsburgh Penguins at the Wachovia Center, 2-0. The Flyers finished the regular season with a 42-29-11 record and 95 points to finish fourth in the Atlantic Division and sixth in the Eastern Conference. The Flyers finished 39 points and 20 wins ahead of their totals from the previous season (22-48-12 for 56 points in 2006-07). Their 39-point turnaround was the most of any team in the National Hockey League for the 2007-08 season.

**APRIL 17, 2008:** Mike Knuble scored 6:40 into the second overtime period to give the Flyers a 4-3 win over the Capitals at the Wachovia Center in Game Four of their Eastern

Conference Quarterfinal series. The game (86:40) was the longest home playoff game played at the Wachovia Center in Flyers history, the third longest home game in Flyers history, and longest home playoff game won by the Flyers in team history (Flyers lost to Boston on April 26, 1977, 5-4 - 90:07 and to Florida on May 12, 1996, 2-1 - 88:05).

**APRIL 22, 2008:** Joffrey Lupul scored a power play goal 6:06 into the first overtime period to give the Flyers a 3-2 win over the Capitals and a four-games-to-three series victory over Washington. It marked just the second time in Flyers history that they have played a Game Seven into overtime and first time that they have won (only other time was against Washington, 5-4 loss on April 16, 1988). The Flyers were the first team in 13 years to advance to the second round of the playoffs after finishing the previous season with the worst record in the league (San Jose Sharks, 1994).

**MAY 3, 2008:** Scottie Upshall scored the game-winning goal with just over three minutes left in regulation to give the Flyers a 6-4 win over Montreal in Game Five to advance to the Eastern Conference Finals with a four-games-to-one series win over the Canadiens. The Flyers were the first team to win a playoff series against a team that they played at least four times in the regular season and went pointless (Montreal had a 4-0-0 record against the Flyers during the 2007-08 season), since the Buffalo Sabres defeated the Flyers in the 2001 Playoffs.

**JULY 15, 2008:** Comcast-Spectacor, the Philadelphia-based sports and entertainment firm which owns the arena, announced that they will close the 42-year-old Spectrum at the conclusion of the upcoming 2008-09 hockey and soccer seasons. The Flyers played at the Spectrum for 29 seasons, from the 1967-68 through the 1995-96 seasons, and compiled a 719-305-146 record in 1,170 regular season games and a 85-56 record in 141 playoff games.

**SEPTEMBER 27, 2008:** The Flyers play their final game at the Wachovia Spectrum vs. an NHL opponent, when they faced off against the Carolina Hurricanes in a preseason match up. The Flyers honored all of their past captains, while Ed Snider presented Mike Richards with his captain jersey at center ice. The Flyers defeated the Hurricanes by a score of 4-2.

**OCTOBER 7, 2008:** The Flyers played an exhibition game against their American Hockey League affiliate, the Philadelphia Phantoms, at the Wachovia Spectrum. The Flyers were defeated by the Phantoms, 4-2.

**DECEMBER 11, 2008:** Trailing 5-1 in the third period, the Flyers mounted the greatest third period comeback in team history by scoring four unanswered goals to force overtime and eventually defeated the Carolina Hurricanes in a shootout by a score of 6-5. Scott Hartnell recorded his fourth career hat trick and Simon Gagne scored the game-tying goal with 1:44 to go in regulation and the decisive goal in the shootout to give the Flyers the victory, which marked the only time in Flyers history that the team trailed by four or more goals at home and ended up winning the contest. The only time in club history that the team trailed by four or more goals in a game and won was February 23, 1988 at Detroit, when the Flyers trailed 5-1 and wound up winning the game 11-6.

**FEBRUARY 4, 2009:** After 13 seasons, Comcast-Spectacor, announced it had reached an agreement to sell the Philadelphia Phantoms hockey team, the Flyers' top American Hockey League affiliate, to the Brooks Group, of Pittsburgh, PA, owners and investors of other minor league hockey and baseball teams.



## FLYERS HISTORY

**FEBRUARY 15, 2009:** Mike Richards scored a shorthanded goal with his team down two men (on a 5-on-3 disadvantage) at 1:18 of the second period on NY Rangers goaltender Henrik Lundqvist. It was his third career 5-on-3 shorthanded goal, making him the first player in NHL history to accomplish that feat. The Flyers defeated the Rangers, 5-2, at Madison Square Garden.

**FEBRUARY 21, 2009:** Mike Richards recorded a shorthanded goal for the third consecutive game, becoming the first player since Joe Sakic accomplished that feat from Oct. 15-24, 1998. The Flyers dropped the contest, 5-4, to the Pittsburgh Penguins. The game also marked the largest regular season crowd at home in Flyers' history with an attendance of 19,992 ... The previous mark was 19,957, which occurred on Apr. 4, 2008 (3-0 Flyers win vs. New Jersey Devils).



**MARCH 14, 2009:** The Flyers defeated the New York Rangers, 4-2, at the Wachovia Center giving Head Coach John Stevens his 100th career victory as head coach of the Flyers and in the NHL.

**APRIL 7, 2009:** The Flyers earned a 2-1 win over the visiting Florida Panthers and clinched a berth in the Stanley Cup Playoffs for the 33rd time in the team's 41 seasons of play, while also surpassing their win and point total from the 2007-08 season.

**APRIL 11, 2009:** Joffrey Lupul recorded a goal, giving the Flyers six 25-goal scorers on the season, which made the Flyers the first team since the Calgary Flames in 1993-94 to accomplish that feat.

**APRIL 12, 2009:** The Flyers set a new franchise record by finishing the regular season having allowed just one shorthanded goal. The previous record in a single season was two, set in 1967-68 and 1978-79. Dating back to Feb. 19, 2008, the Flyers went 103 regular season games without allowing a shorthanded goal. It was the longest such streak since the Montreal Canadiens went 122 games without allowing a shorthanded goal from Mar. 1975 to Nov. 1976.



### KATE SMITH SINGS "GOD BLESS AMERICA"

Over 39 years ago, on December 11, 1969, Kate Smith's recording of "God Bless America" was first played at a Flyers game. The Flyers beat the Toronto Maple Leafs, 6-3, at the Spectrum that night. That's where it all began, and "God Bless America" became "our song." Smith was enchanted by this flamboyant hockey team that found her rendition of the American folk classic to be a good luck charm. So much so that she performed the song live at the Spectrum on four occasions:

#### LIVE PERFORMANCES AT THE SPECTRUM

October 11, 1973 vs. Toronto – Flyers 2, Toronto 0

May 19, 1974 vs. Boston – Flyers 1, Boston 0

#### Stanley Cup-Winning Game

May 13, 1975 vs. NY Islanders – Flyers 4, Islanders 1

#### Game 7 of Stanley Cup Semifinals

May 16, 1976 vs. Montreal – Canadiens 5, Flyers 3

#### Game 4 of Stanley Cup Finals

Though Smith's record with the Flyers is impressive, there were a few losses along the way. The first was a 1-0 defeat at the hands of the Minnesota North Stars on April 4, 1970. Wins and losses aside, to the Flyers organization, Ms. Smith and her song are really something special.

# FLYERS PLAYOFF RECORDS VS. NHL TEAMS 1967-2009

TEAM	GP	W	L	PTS	PCT	GF	GA
<b>BOSTON BRUINS SERIES RECORD – 2-2</b>							
HOME	10	6	4	12	.600	31	25
AWAY	10	3	7	6	.300	26	35
TOTALS	20	9	11	18	.450	57	60

<b>BUFFALO SABRES SERIES RECORD – 5-3</b>							
HOME	23	17	6	34	.739	77	55
ROAD	20	8	12	16	.400	47	68
TOTALS	43	25	18	50	.581	124	123

<b>CALGARY/ATLANTA SERIES RECORD – 1-1</b>							
HOME	6	4	2	8	.667	27	15
AWAY	5	3	2	6	.600	16	13
TOTALS	11	7	4	14	.636	43	28

<b>CHICAGO BLACKHAWKS SERIES RECORD – 0-1</b>							
HOME	2	0	2	0	.000	4	9
AWAY	2	0	2	0	.000	4	11
TOTALS	4	0	4	0	.000	8	20

<b>COLORADO/QUEBEC SERIES RECORD – 2-0</b>							
HOME	6	5	1	10	.833	29	18
AWAY	5	2	3	4	.400	10	11
TOTALS	11	7	4	14	.636	39	29

<b>DALLAS/MINNESOTA SERIES RECORD – 2-0</b>							
HOME	6	4	2	8	.667	26	15
AWAY	5	4	1	8	.800	15	11
TOTALS	11	8	3	16	.727	41	26

<b>DETROIT RED WINGS SERIES RECORD – 0-1</b>							
HOME	2	0	2	0	.000	4	8
AWAY	2	0	2	0	.000	2	8
TOTALS	4	0	4	0	.000	6	16

<b>EDMONTON OILERS SERIES RECORD – 1-2</b>							
HOME	7	5	2	10	.714	23	17
AWAY	8	2	6	4	.250	21	32
TOTALS	15	7	8	14	.467	44	49

<b>FLORIDA PANTHERS SERIES RECORD – 0-1</b>							
HOME	3	1	2	2	.333	4	6
AWAY	3	1	2	2	.333	7	9
TOTALS	6	2	4	4	.333	11	15

<b>MONTREAL CANADIENS SERIES RECORD – 2-3</b>							
HOME	12	3	9	6	.250	25	43
AWAY	14	8	6	16	.571	47	43
TOTALS	26	11	15	22	.423	72	86

TEAM	GP	W	L	PTS	PCT	GF	GA
<b>NEW JERSEY/COLORADO SERIES RECORD – 2-2</b>							
HOME	11	5	6	10	.455	24	32
AWAY	9	6	3	12	.667	25	18
TOTALS	20	11	9	22	.550	49	50

<b>NEW YORK ISLANDERS SERIES RECORD – 3-1</b>							
HOME	14	10	4	20	.714	51	29
AWAY	11	4	7	8	.364	32	40
TOTALS	25	14	11	28	.560	83	69

<b>NEW YORK RANGERS SERIES RECORD – 6-4</b>							
HOME	27	17	10	34	.630	92	85
AWAY	20	10	10	20	.500	65	68
TOTALS	47	27	20	54	.574	157	153

<b>OTTAWA SENATORS SERIES RECORD – 0-2</b>							
HOME	6	2	4	4	.333	6	13
ROAD	5	1	4	2	.200	6	15
TOTALS	11	3	8	6	.273	12	28

<b>PITTSBURGH PENGUINS SERIES RECORD – 3-2</b>							
HOME	14	8	6	16	.571	49	39
AWAY	15	7	8	14	.466	42	50
TOTALS	29	15	14	30	.517	91	89

<b>ST. LOUIS BLUES SERIES RECORD – 0-2</b>							
HOME	6	2	4	4	.333	12	15
AWAY	5	1	4	2	.200	8	19
TOTALS	11	3	8	6	.273	20	34

<b>TAMPA BAY LIGHTNING SERIES RECORD – 1-1</b>							
HOME	6	4	2	8	.667	21	16
AWAY	7	3	4	6	.429	24	18
TOTALS	13	7	6	14	.538	45	34

<b>TORONTO MAPLE LEAFS SERIES RECORD – 5-1</b>							
HOME	19	14	5	28	.737	70	33
ROAD	17	8	9	16	.471	49	52
TOTALS	36	22	14	44	.611	119	85

<b>VANCOUVER CANUCKS SERIES RECORD – 1-0</b>							
HOME	2	1	1	2	.500	9	5
AWAY	1	1	0	2	1.000	6	4
TOTALS	3	2	1	4	.667	15	9

<b>WASHINGTON CAPITALS SERIES RECORD – 2-2</b>							
HOME	10	6	4	12	.600	36	38
AWAY	13	5	8	10	.385	42	47
TOTALS	23	11	12	22	.478	78	85

## FLYERS ALL-TIME PLAYOFF RECORD

SERIES RECORD – 38-31	GP	W	L	PTS	PCT	GF	GA
HOME	192	114	78	228	.594	620	516
AWAY	177	77	100	154	.435	494	572
TOTALS	369	191	178	382	.518	1114	1088

# PLAYOFF SERIES HISTORY VS. EACH TEAM 1967-2009

TEAM	YEAR	SERIES	WINNER	W	L	GF	GA
Boston	1974	Finals	Flyers	4	2	15	13
	1976	Semifinals	Flyers	4	1	19	12
	1977	Semifinals	Bruins	0	4	8	14
	1978	Semifinals	Bruins	1	4	15	21
Buffalo	1975	Finals	Flyers	4	2	19	12
	1978	Quarterfinals	Flyers	4	1	16	11
	1995	Conf. Quarterfinals	Flyers	4	1	18	13
	1997	Conf. Semifinals	Flyers	4	1	21	13
	1998	Conf. Quarterfinals	Sabres	1	4	9	18
	2000	Conf. Quarterfinals	Flyers	4	1	14	8
	2001	Conf. Quarterfinals	Sabres	2	4	13	21
	2006	Conf. Quarterfinals	Sabres	2	4	14	27
Calgary	1974	Quarterfinals	Flyers	4	0	17	6
	1981	Quarterfinals	Flames	3	4	26	22
Chicago	1971	Quarterfinals	Blackhawks	0	4	8	20
Colorado/Quebec	1981	Prelimin. Round	Flyers	3	2	22	17
	1985	Conf. Finals	Flyers	4	2	17	12
Dallas/Minnesota	1973	Quarterfinals	Flyers	4	2	14	12
	1980	Semifinals	Flyers	4	1	27	14
Detroit	1997	Finals	Red Wings	0	4	6	16
	1980	Prelimin. Round	Flyers	3	0	12	6
	1985	Finals	Oilers	1	4	14	21
	1987	Finals	Oilers	3	4	18	22
Florida	1996	Conf. Semifinals	Panthers	2	4	11	15
Montreal	1973	Semifinals	Canadiens	1	4	13	19
	1976	Finals	Canadiens	0	4	9	14
	1987	Conf. Finals	Flyers	4	2	22	22
	1989	Conf. Finals	Canadiens	2	4	8	17
	2008	Conf. Semifinals	Flyers	4	1	20	14
	1978	Prelimin. Round	Flyers	2	0	6	3
New Jersey	1995	Conf. Finals	Devils	2	4	14	20
	2000	Conf. Finals	Devils	3	4	15	18
	2004	Conf. Quarterfinals	Flyers	4	1	14	9
NY Islanders	1975	Semifinals	Flyers	4	3	19	16
	1980	Finals	Islanders	2	4	25	26
	1985	Division Finals	Flyers	4	1	16	11
	1987	Division Finals	Flyers	4	3	23	16
NY Rangers	1974	Semifinals	Flyers	4	3	22	17
	1979	Quarterfinals	Rangers	1	4	8	28
	1980	Quarterfinals	Flyers	4	1	14	7
	1982	Division Semifinals	Rangers	1	3	15	19
	1983	Division Semifinals	Rangers	0	3	9	18
	1985	Division Semifinals	Flyers	3	0	14	10
	1986	Division Semifinals	Rangers	2	3	15	18
	1987	Division Semifinals	Flyers	4	2	22	13
	1995	Conf. Semifinals	Flyers	4	0	18	10
	1997	Conf. Finals	Flyers	4	1	20	13
Ottawa	2002	Conf. Quarterfinals	Senators	1	4	2	11
	2003	Conf. Semifinals	Senators	2	4	10	17
Pittsburgh	1989	Division Finals	Flyers	4	3	31	24
	1997	Conf. Quarterfinals	Flyers	4	1	20	13
	2000	Conf. Semifinals	Flyers	4	2	15	14
	2008	Conf. Finals	Penguins	1	4	9	20
St. Louis	2009	Conf. Quarterfinals	Penguins	2	4	16	18
	1968	Quarterfinals	Blues	3	4	17	17
	1969	Quarterfinals	Blues	0	4	3	17
Tampa Bay	1996	Conf. Quarterfinals	Flyers	4	2	26	13
	2004	Conf. Finals	Lightning	3	4	19	21
Toronto	1975	Quarterfinals	Flyers	4	0	15	6
	1976	Quarterfinals	Flyers	4	3	33	23
	1977	Quarterfinals	Flyers	4	2	19	18
	1999	Conf. Quarterfinals	Maple Leafs	2	4	11	9
	2003	Conf. Quarterfinals	Flyers	4	3	24	16
	2004	Conf. Semifinals	Flyers	4	2	17	13
	1979	Prelimin. Round	Flyers	2	1	15	9
Vancouver	1984	Division Semifinals	Capitals	0	3	5	15
	1988	Division Semifinals	Capitals	3	4	25	31
	1989	Division Semifinals	Flyers	4	2	25	19
	2008	Conf. Quarterfinals	Flyers	4	3	23	20
Washington							

# TEAM-BY-TEAM PLAYOFF HISTORY 1967-2009

TEAM	SERIES	W	L	GP	W	L	GF	GA	LAST MTG.	ROUND	RESULT
Boston	4	2	2	20	9	11	57	60	1978	SF	L 1-4
Buffalo	8	5	3	43	25	18	124	123	2006	CQF	L 2-4
Calgary*	2	1	1	11	7	4	43	28	1981	QF	L 3-4
Chicago	1	0	1	4	0	4	8	20	1971	QF	L 0-4
Colorado	2	2	0	11	7	4	39	29	1985	CF	W 4-2
Dallas**	2	2	0	11	8	3	41	26	1980	SF	W 4-1
Detroit	1	0	1	4	0	4	6	16	1997	F	L 0-4
Edmonton	3	1	2	15	7	8	44	49	1987	F	L 3-4
Florida	1	0	1	6	2	4	11	15	1996	CSF	L 2-4
Montreal	5	2	3	26	11	15	72	86	2008	CSF	W 4-1
New Jersey***	4	2	2	20	11	9	49	50	2004	CQF	W 4-1
NY Islanders	4	3	1	25	14	11	83	69	1987	DF	W 4-3
NY Rangers	10	6	4	47	27	20	157	153	1997	CF	W 4-1
Ottawa	2	0	2	11	3	8	12	28	2003	CSF	L 2-4
Pittsburgh	5	3	2	29	15	14	91	89	2009	CQF	L 2-4
St. Louis	2	0	2	11	3	8	20	34	1969	QF	L 0-4
Tampa Bay	2	1	1	13	7	6	45	34	2004	CF	L 3-4
Toronto	6	5	1	36	22	14	119	85	2004	CSF	W 4-2
Vancouver	1	1	0	3	2	1	15	9	1979	PR	W 2-1
Washington	4	2	2	23	11	12	78	85	2008	CQF	W 4-3

\*INCLUDES SERIES VS. ATLANTA FLAMES

\*\*INCLUDES SERIES VS. MINNESOTA NORTH STARS

\*\*\*INCLUDES SERIES VS. COLORADO ROCKIES

PR - INDICATES PRELIMINARY ROUND

DSF - INDICATES DIVISION SEMIFINAL

DF - INDICATES DIVISION FINAL

CQF - INDICATES CONFERENCE QUARTERFINAL

CSF - INDICATES CONFERENCE SEMIFINAL

QF - INDICATES QUARTERFINAL

SF - INDICATES SEMIFINAL

CF - INDICATES CONFERENCE FINAL

F - INDICATES FINAL

# FLYERS ALL-TIME PLAYOFF OVERTIME RECORDS VS. NHL TEAMS

TEAM	HOME			ROAD			OVERALL		
	GP	W	L	GP	W	L	GP	W	L
Boston	3	1	2	2	1	1	5	2	3
Buffalo	4	1	3	4	0	4	8	1	7
Calgary/Atlanta	0	0	0	1	1	0	1	1	0
Colorado/Quebec	0	0	0	2	0	2	2	0	2
Dallas/Minnesota	1	1	0	0	0	0	1	1	0
Edmonton	1	1	0	2	1	1	3	2	1
Florida	1	0	1	1	0	1	2	0	2
Montreal	1	1	0	4	2	2	5	3	2
New Jersey/Colorado	1	1	0	1	1	0	2	2	0
NY Islanders	2	1	1	2	0	2	4	1	3
NY Rangers	4	4	0	1	0	1	5	4	1
Ottawa	3	1	2	0	0	0	3	1	2
Pittsburgh	1	0	1	3	2	1	4	2	2
St. Louis	0	0	0	2	1	1	2	1	1
Tampa Bay	2	1	1	1	0	1	3	1	2
Toronto	0	0	0	8	5	3	8	5	3
Washington	3	2	1	2	1	1	5	3	2
<b>TOTALS</b>	<b>27</b>	<b>15</b>	<b>12</b>	<b>36</b>	<b>15</b>	<b>21</b>	<b>63</b>	<b>30</b>	<b>33</b>

## FLYERS STANLEY CUP PLAYOFF RESULTS 1967-2009

### 1967-68 QUARTERFINALS (3-4)

4/4	St. Louis	1	at	FLYERS	0	L
4/6	St. Louis	3	at	FLYERS	4	W
4/10	FLYERS	2	at	St. Louis	3	– OT L
4/11	FLYERS	2	at	St. Louis	5	L
4/13	St. Louis	1	at	FLYERS	6	W
4/16	FLYERS	2	at	St. Louis	1	– OT W
4/18	St. Louis	3	at	FLYERS	1	L

### 1968-69 QUARTERFINALS (0-4)

4/2	FLYERS	2	at	St. Louis	5	L
4/3	FLYERS	0	at	St. Louis	5	L
4/5	St. Louis	3	at	FLYERS	0	L
4/6	St. Louis	4	at	FLYERS	1	L

### 1969-70 MISSED PLAYOFFS

### 1970-71 QUARTERFINALS (0-4)

4/7	FLYERS	2	at	Chicago	5	L
4/8	FLYERS	2	at	Chicago	6	L
4/10	Chicago	3	at	FLYERS	2	L
4/11	Chicago	6	at	FLYERS	2	L

### 1971-72 MISSED PLAYOFFS

### 1972-73 QUARTERFINALS (4-2)

4/4	Minnesota	3	at	FLYERS	0	L
4/5	Minnesota	1	at	FLYERS	4	W
4/7	FLYERS	0	at	Minnesota	5	L
4/8	FLYERS	3	at	Minnesota	0	W
4/10	Minnesota	2	at	FLYERS	3	– OT W
4/12	FLYERS	4	at	Minnesota	1	W

### SEMIFINALS (1-4)

4/14	FLYERS	5	at	Montreal	4	– OT W
4/16	FLYERS	3	at	Montreal	4	– OT L
4/19	Montreal	2	at	FLYERS	1	L
4/22	Montreal	4	at	FLYERS	1	L
4/24	FLYERS	3	at	Montreal	5	L

### 1973-74 QUARTERFINALS (4-0)

4/9	Atlanta	1	at	FLYERS	4	W
4/11	Atlanta	1	at	FLYERS	5	W
4/12	FLYERS	4	at	Atlanta	1	W
4/14	FLYERS	4	at	Atlanta	3	– OT W

### SEMIFINALS (4-3)

4/20	NY Rangers	0	at	FLYERS	4	W
4/23	NY Rangers	2	at	FLYERS	5	W
4/25	FLYERS	3	at	NY Rangers	5	L
4/28	FLYERS	1	at	NY Rangers	2	– OT L
4/30	NY Rangers	1	at	FLYERS	4	W
5/2	FLYERS	1	at	NY Rangers	4	L
5/5	NY Rangers	3	at	FLYERS	4	W

### FINALS (4-2)

5/7	FLYERS	2	at	Boston	3	L
5/9	FLYERS	3	at	Boston	2	– OT W
5/12	Boston	1	at	FLYERS	4	W
5/14	Boston	2	at	FLYERS	4	W
5/16	FLYERS	1	at	Boston	5	L
5/19	Boston	0	at	FLYERS	1	W

### FLYERS WIN STANLEY CUP

# FLYERS STANLEY CUP PLAYOFF RESULTS 1967-2009

## 1974-75 QUARTERFINALS (4-0)

4/13	Toronto	3	at	FLYERS	6	W
4/15	Toronto	0	at	FLYERS	3	W
4/17	FLYERS	2	at	Toronto	0	W
4/19	FLYERS	4	at	Toronto	3	OT W

## SEMIFINALS (4-3)

4/29	NY Islanders	0	at	FLYERS	4	W
5/1	NY Islanders	4	at	FLYERS	5	OT W
5/4	FLYERS	1	at	NY Islanders	0	W
5/7	FLYERS	3	at	NY Islanders	4	OT L
5/8	NY Islanders	5	at	FLYERS	1	L
5/11	FLYERS	1	at	NY Islanders	2	L
5/13	NY Islanders	1	at	FLYERS	4	W

## FINALS (4-2)

5/15	Buffalo	1	at	FLYERS	4	W
5/18	Buffalo	1	at	FLYERS	2	W
5/20	FLYERS	4	at	Buffalo	5	OT L
5/22	FLYERS	2	at	Buffalo	4	L
5/25	Buffalo	1	at	FLYERS	5	W
5/27	FLYERS	2	at	Buffalo	0	W

## FLYERS WIN STANLEY CUP

## 1975-76 QUARTERFINALS (4-3)

4/12	Toronto	1	at	FLYERS	4	W
4/13	Toronto	1	at	FLYERS	3	W
4/15	FLYERS	4	at	Toronto	5	L
4/17	FLYERS	3	at	Toronto	4	L
4/20	Toronto	1	at	FLYERS	7	W
4/22	FLYERS	5	at	Toronto	8	L
4/25	Toronto	3	at	FLYERS	7	W

## SEMIFINALS (4-1)

4/27	Boston	4	at	FLYERS	2	L
4/29	Boston	1	at	FLYERS	2	OT W
5/2	FLYERS	5	at	Boston	2	W
5/4	FLYERS	4	at	Boston	2	W
5/6	Boston	3	at	FLYERS	6	W

## FINALS (0-4)

5/9	FLYERS	3	at	Montreal	4	L
5/11	FLYERS	1	at	Montreal	2	L
5/13	Montreal	3	at	FLYERS	2	L
5/16	Montreal	5	at	FLYERS	3	L

## 1976-77 QUARTERFINALS (4-2)

4/11	Toronto	3	at	FLYERS	2	L
4/13	Toronto	4	at	FLYERS	1	L
4/15	FLYERS	4	at	Toronto	3	OT W
4/17	FLYERS	6	at	Toronto	5	OT W
4/19	Toronto	0	at	FLYERS	2	W
4/21	FLYERS	4	at	Toronto	3	W

## SEMIFINALS (0-4)

4/24	Boston	4	at	FLYERS	3	OT L
4/26	Boston	5	at	FLYERS	4	OT L
4/28	FLYERS	1	at	Boston	2	L
5/1	FLYERS	0	at	Boston	3	L

## 1977-78 PRELIMINARY ROUND (2-0)

4/11	Colorado	2	at	FLYERS	3	OT W
4/13	FLYERS	3	at	Colorado	1	W

## QUARTERFINALS (4-1)

4/17	Buffalo	1	at	FLYERS	4	W
4/19	Buffalo	2	at	FLYERS	3	W
4/22	FLYERS	1	at	Buffalo	4	L
4/23	FLYERS	4	at	Buffalo	2	W
4/25	Buffalo	2	at	FLYERS	4	W

## SEMIFINALS (1-4)

5/2	FLYERS	2	at	Boston	3	OT L
5/4	FLYERS	5	at	Boston	7	L
5/7	Boston	1	at	FLYERS	3	W
5/9	Boston	4	at	FLYERS	2	L
5/11	FLYERS	3	at	Boston	6	L

## 1978-79 PRELIMINARY ROUND (2-1)

4/10	Vancouver	3	at	FLYERS	2	L
4/12	FLYERS	6	at	Vancouver	4	W
4/14	Vancouver	2	at	FLYERS	7	W

## QUARTERFINALS (1-4)

4/16	NY Rangers	2	at	FLYERS	3	OT W
4/18	NY Rangers	7	at	FLYERS	1	L
4/20	FLYERS	1	at	NY Rangers	5	L
4/22	FLYERS	0	at	NY Rangers	6	L
4/24	NY Rangers	8	at	FLYERS	3	L

## 1979-80 PRELIMINARY ROUND (3-0)

4/8	Edmonton	3	at	FLYERS	4	OT W
4/9	Edmonton	1	at	FLYERS	5	W
4/11	FLYERS	3	at	Edmonton	2	OT W

## QUARTERFINALS (4-1)

4/16	NY Rangers	1	at	FLYERS	2	W
4/17	NY Rangers	1	at	FLYERS	4	W
4/19	FLYERS	3	at	NY Rangers	0	W
4/20	FLYERS	2	at	NY Rangers	4	L
4/22	NY Rangers	1	at	FLYERS	3	W

## SEMIFINALS (4-1)

4/29	Minnesota	6	at	FLYERS	5	L
5/1	Minnesota	0	at	FLYERS	7	W
5/4	FLYERS	5	at	Minnesota	3	W
5/6	FLYERS	3	at	Minnesota	2	W
5/8	Minnesota	3	at	FLYERS	7	W

## FINALS (2-4)

5/13	NY Islanders	4	at	FLYERS	3	OT L
5/15	NY Islanders	3	at	FLYERS	8	W
5/17	FLYERS	2	at	NY Islanders	6	L
5/19	FLYERS	2	at	NY Islanders	5	L
5/22	NY Islanders	3	at	FLYERS	6	W
5/24	FLYERS	4	at	NY Islanders	5	OT L

# FLYERS STANLEY CUP PLAYOFF RESULTS 1967-2009

## 1980-81 PRELIMINARY ROUND (3-2)

4/8	Quebec	4	at	FLYERS	6	W
4/9	Quebec	5	at	FLYERS	8	W
4/11	FLYERS	0	at	Quebec	2	L
4/12	FLYERS	3	at	Quebec	4 - OT	L
4/14	Quebec	2	at	FLYERS	5	W

## QUARTERFINALS (3-4)

4/16	Calgary	0	at	FLYERS	4	W
4/17	Calgary	5	at	FLYERS	4	L
4/19	FLYERS	1	at	Calgary	2	L
4/20	FLYERS	4	at	Calgary	5	L
4/22	Calgary	4	at	FLYERS	9	W
4/24	FLYERS	3	at	Calgary	2	W
4/26	Calgary	4	at	FLYERS	1	L

## 1981-82 PATRICK DIVISION SEMIFINALS (1-3)

4/7	FLYERS	4	at	NY Rangers	1	W
4/8	FLYERS	3	at	NY Rangers	7	L
4/10	NY Rangers	4	at	FLYERS	3	L
4/11	NY Rangers	7	at	FLYERS	5	L

## 1982-83 PATRICK DIVISION SEMIFINALS (0-3)

4/5	NY Rangers	5	at	FLYERS	3	L
4/7	NY Rangers	4	at	FLYERS	3	L
4/9	FLYERS	3	at	NY Rangers	9	L

## 1983-84 PATRICK DIVISION SEMIFINALS (0-3)

4/4	FLYERS	2	at	Washington	4	L
4/5	FLYERS	2	at	Washington	6	L
4/7	Washington	5	at	FLYERS	1	L

## 1984-85 PATRICK DIVISION SEMIFINALS (3-0)

4/10	NY Rangers	4	at	FLYERS	5 - OT	W
4/11	NY Rangers	1	at	FLYERS	3	W
4/13	FLYERS	6	at	NY Rangers	5	W

## PATRICK DIVISION FINALS (4-1)

4/18	NY Islanders	0	at	FLYERS	3	W
4/21	NY Islanders	2	at	FLYERS	5	W
4/23	FLYERS	5	at	NY Islanders	3	W
4/25	FLYERS	2	at	NY Islanders	6	L
4/28	NY Islanders	0	at	FLYERS	1	W

## WALES CONFERENCE FINALS (4-2)

5/5	FLYERS	1	at	Quebec	2 - OT	L
5/7	FLYERS	4	at	Quebec	2	W
5/9	Quebec	2	at	FLYERS	4	W
5/12	Quebec	5	at	FLYERS	3	L
5/14	FLYERS	2	at	Quebec	1	W
5/16	Quebec	0	at	FLYERS	3	W

## STANLEY CUP FINALS (1-4)

5/21	Edmonton	1	at	FLYERS	4	W
5/23	Edmonton	3	at	FLYERS	1	L
5/25	FLYERS	3	at	Edmonton	4	L
5/28	FLYERS	3	at	Edmonton	5	L
5/30	FLYERS	3	at	Edmonton	8	L

## 1985-86 PATRICK DIVISION SEMIFINALS (2-3)

4/9	NY Rangers	6	at	FLYERS	2	L
4/10	NY Rangers	1	at	FLYERS	2	W
4/12	FLYERS	2	at	NY Rangers	5	L
4/14	FLYERS	7	at	NY Rangers	1	W
4/15	NY Rangers	5	at	FLYERS	2	L

## 1986-87 PATRICK DIVISION SEMIFINALS (4-2)

4/8	NY Rangers	3	at	FLYERS	0	L
4/9	NY Rangers	3	at	FLYERS	8	W
4/11	FLYERS	3	at	NY Rangers	0	W
4/12	FLYERS	3	at	NY Rangers	6	L
4/14	NY Rangers	1	at	FLYERS	3	W
4/16	FLYERS	5	at	NY Rangers	0	W

## PATRICK DIVISION FINALS (4-3)

4/20	NY Islanders	2	at	FLYERS	4	W
4/22	NY Islanders	2	at	FLYERS	1	L
4/24	FLYERS	4	at	NY Islanders	1	W
4/26	FLYERS	6	at	NY Islanders	4	W
4/28	NY Islanders	2	at	FLYERS	1	L
4/30	FLYERS	2	at	NY Islanders	4	L
5/2	NY Islanders	1	at	FLYERS	5	W

## WALES CONFERENCE FINALS (4-2)

5/4	Montreal	3	at	FLYERS	4 - OT	W
5/6	Montreal	5	at	FLYERS	2	L
5/8	FLYERS	4	at	Montreal	3	W
5/10	FLYERS	6	at	Montreal	3	W
5/12	Montreal	5	at	FLYERS	2	L
5/14	FLYERS	4	at	Montreal	3	W

## STANLEY CUP FINALS (3-4)

5/17	FLYERS	2	at	Edmonton	4	L
5/20	FLYERS	2	at	Edmonton	3 - OT	L
5/22	Edmonton	3	at	FLYERS	5	W
5/24	Edmonton	4	at	FLYERS	1	L
5/26	FLYERS	4	at	Edmonton	3	W
5/28	Edmonton	2	at	FLYERS	3	W
5/31	FLYERS	1	at	Edmonton	3	L

## 1987-88 PATRICK DIVISION SEMIFINALS (3-4)

4/6	FLYERS	4	at	Washington	2	W
4/7	FLYERS	4	at	Washington	5	L
4/9	Washington	3	at	FLYERS	4	W
4/10	Washington	4	at	FLYERS	5 - OT	W
4/12	FLYERS	2	at	Washington	5	L
4/14	Washington	7	at	FLYERS	2	L
4/16	FLYERS	4	at	Washington	5 - OT	L

## 1988-89 PATRICK DIVISION SEMIFINALS (4-2)

4/5	FLYERS	2	at	Washington	3	L
4/6	FLYERS	3	at	Washington	2	W
4/8	Washington	4	at	FLYERS	3 - OT	L
4/9	Washington	2	at	FLYERS	5	W
4/11	FLYERS	8	at	Washington	5	W
4/13	Washington	3	at	FLYERS	4	W

## PATRICK DIVISION FINALS (4-3)

4/17	FLYERS	3	at	Pittsburgh	4	L
4/19	FLYERS	4	at	Pittsburgh	2	W
4/21	Pittsburgh	4	at	FLYERS	3 - OT	L
4/23	Pittsburgh	1	at	FLYERS	4	W
4/25	FLYERS	7	at	Pittsburgh	10	L
4/27	Pittsburgh	2	at	FLYERS	6	W
4/29	FLYERS	4	at	Pittsburgh	1	W

# FLYERS STANLEY CUP PLAYOFF RESULTS 1967-2009

## WALES CONFERENCE FINALS (2-4)

5/1	FLYERS	3	at	Montreal	1	W
5/3	FLYERS	0	at	Montreal	3	L
5/5	Montreal	5	at	FLYERS	1	L
5/7	Montreal	3	at	FLYERS	0	L
5/9	FLYERS	2	at	Montreal	1 - OT	W
5/11	Montreal	4	at	FLYERS	2	L

## 1989-90 MISSED PLAYOFFS

## 1990-91 MISSED PLAYOFFS

## 1991-92 MISSED PLAYOFFS

## 1992-93 MISSED PLAYOFFS

## 1993-94 MISSED PLAYOFFS

## 1994-95 EASTERN CONFERENCE

### QUARTERFINALS (4-1)

5/7	Buffalo	3	at	FLYERS	4 - OT	W
5/8	Buffalo	1	at	FLYERS	3	W
5/10	FLYERS	1	at	Buffalo	3	L
5/12	FLYERS	4	at	Buffalo	2	W
5/14	Buffalo	4	at	FLYERS	6	W

## EASTERN CONFERENCE SEMIFINALS (4-0)

5/21	NY Rangers	4	at	FLYERS	5 - OT	W
5/22	NY Rangers	3	at	FLYERS	4 - OT	W
5/24	FLYERS	5	at	NY Rangers	2	W
5/26	FLYERS	4	at	NY Rangers	1	W

## EASTERN CONFERENCE FINALS (2-4)

6/3	New Jersey	4	at	FLYERS	1	L
6/5	New Jersey	5	at	FLYERS	2	L
6/7	FLYERS	3	at	New Jersey	2 - OT	W
6/10	FLYERS	4	at	New Jersey	2	W
6/11	New Jersey	3	at	FLYERS	2	L
6/13	FLYERS	2	at	New Jersey	4	L

## 1995-96 EASTERN CONFERENCE

### QUARTERFINALS (4-2)

4/16	Tampa Bay	3	at	FLYERS	7	W
4/18	Tampa Bay	2	at	FLYERS	1 - OT	L
4/21	FLYERS	4	at	Tampa Bay	5 - OT	L
4/23	FLYERS	4	at	Tampa Bay	1	W
4/25	Tampa Bay	1	at	FLYERS	4	W
4/27	FLYERS	6	at	Tampa Bay	1	W

## EASTERN CONFERENCE SEMIFINALS (2-4)

5/2	Florida	2	at	FLYERS	0	L
5/4	Florida	2	at	FLYERS	3	W
5/7	FLYERS	3	at	Florida	1	W
5/9	FLYERS	3	at	Florida	4 - OT	L
5/12	Florida	2	at	FLYERS	1 - OT	L
5/14	FLYERS	1	at	Florida	4	L

## 1996-97 EASTERN CONFERENCE

### QUARTERFINALS (4-1)

4/17	Pittsburgh	1	at	FLYERS	5	W
4/19	Pittsburgh	2	at	FLYERS	3	W
4/21	FLYERS	5	at	Pittsburgh	3	W
4/23	FLYERS	1	at	Pittsburgh	4	L
4/26	Pittsburgh	3	at	FLYERS	6	W

## EASTERN CONFERENCE SEMIFINALS (4-1)

5/3	FLYERS	5	at	Buffalo	3	W
5/5	FLYERS	2	at	Buffalo	1	W
5/7	Buffalo	1	at	FLYERS	4	W
5/9	Buffalo	5	at	FLYERS	4 - OT	L
5/11	FLYERS	6	at	Buffalo	3	W

## EASTERN CONFERENCE FINALS (4-1)

5/16	NY Rangers	1	at	FLYERS	3	W
5/18	NY Rangers	5	at	FLYERS	4	L
5/20	FLYERS	6	at	NY Rangers	3	W
5/23	FLYERS	3	at	NY Rangers	2	W
5/25	NY Rangers	2	at	FLYERS	4	W

## STANLEY CUP FINALS (0-4)

5/31	Detroit	4	at	FLYERS	2	L
6/3	Detroit	4	at	FLYERS	2	L
6/5	FLYERS	1	at	Detroit	6	L
6/7	FLYERS	1	at	Detroit	2	L

## 1997-98 EASTERN CONFERENCE

### QUARTERFINALS (1-4)

4/22	Buffalo	3	at	FLYERS	2	L
4/24	Buffalo	2	at	FLYERS	3	W
4/27	FLYERS	1	at	Buffalo	6	L
4/29	FLYERS	1	at	Buffalo	4	L
5/1	Buffalo	3	at	FLYERS	2 - OT	L

## 1998-99 EASTERN CONFERENCE

### QUARTERFINALS (2-4)

4/22	FLYERS	3	at	Toronto	0	W
4/24	FLYERS	1	at	Toronto	2	L
4/26	Toronto	2	at	FLYERS	1	L
4/28	Toronto	2	at	FLYERS	5	W
4/30	FLYERS	1	at	Toronto	2 - OT	L
5/2	Toronto	1	at	FLYERS	0	L

## 1999-2000 EASTERN CONFERENCE

### QUARTERFINALS (4-1)

4/13	Buffalo	2	at	FLYERS	3	W
4/14	Buffalo	1	at	FLYERS	2	W
4/16	FLYERS	2	at	Buffalo	0	W
4/18	FLYERS	2	at	Buffalo	3 - OT	L
4/20	Buffalo	2	at	FLYERS	5	W

## EASTERN CONFERENCE SEMIFINALS (4-2)

4/27	Pittsburgh	2	at	FLYERS	0	L
4/29	Pittsburgh	4	at	FLYERS	1	L
5/2	FLYERS	4	at	Pittsburgh	3 - OT	W
5/4	FLYERS	2	at	Pittsburgh	1 - 5 OT	W
5/7	Pittsburgh	3	at	FLYERS	6	W
5/9	FLYERS	2	at	Pittsburgh	1	W

## EASTERN CONFERENCE FINALS (3-4)

5/14	New Jersey	4	at	FLYERS	1	L
5/16	New Jersey	3	at	FLYERS	4	W
5/18	FLYERS	4	at	New Jersey	2	W
5/20	FLYERS	3	at	New Jersey	1	W
5/22	New Jersey	4	at	FLYERS	1	L
5/24	FLYERS	1	at	New Jersey	2	L
5/26	New Jersey	2	at	FLYERS	1	L



# FLYERS STANLEY CUP PLAYOFF RESULTS 1967-2009

## 2000-01 EASTERN CONFERENCE QUARTERFINALS (2-4)

4/11	Buffalo	2	at	FLYERS	1		L
4/14	Buffalo	4	at	FLYERS	3	- OT	L
4/16	FLYERS	3	at	Buffalo	2		W
4/17	FLYERS	3	at	Buffalo	4	- OT	L
4/19	Buffalo	1	at	FLYERS	3		W
4/21	FLYERS	0	at	Buffalo	8		L

## 2001-02 EASTERN CONFERENCE QUARTERFINALS (1-4)

4/17	Ottawa	0	at	FLYERS	1	- OT	W
4/20	Ottawa	3	at	FLYERS	0		L
4/22	FLYERS	0	at	Ottawa	3		L
4/24	FLYERS	0	at	Ottawa	3		L
4/26	Ottawa	2	at	FLYERS	1	- OT	L

## 2002-03 EASTERN CONFERENCE QUARTERFINALS (4-3)

4/9	Toronto	5	at	FLYERS	3		L
4/11	Toronto	1	at	FLYERS	4		W
4/14	FLYERS	3	at	Toronto	4	- 2 OT	L
4/16	FLYERS	3	at	Toronto	2	- 3 OT	W
4/19	Toronto	1	at	FLYERS	4		W
4/21	FLYERS	1	at	Toronto	2	- 2 OT	L
4/22	Toronto	1	at	FLYERS	6		W

## EASTERN CONFERENCE SEMIFINALS (2-4)

4/25	FLYERS	2	at	Ottawa	4		L
4/27	FLYERS	2	at	Ottawa	0		W
4/29	Ottawa	3	at	FLYERS	2	- OT	L
5/1	Ottawa	0	at	FLYERS	1		W
5/3	FLYERS	2	at	Ottawa	5		L
5/5	Ottawa	5	at	FLYERS	1		L

## 2003-04 EASTERN CONFERENCE QUARTERFINALS (4-1)

4/8	New Jersey	2	at	FLYERS	3		W
4/10	New Jersey	2	at	FLYERS	3		W
4/12	FLYERS	2	at	New Jersey	4		L
4/14	FLYERS	3	at	New Jersey	0		W
4/17	New Jersey	1	at	FLYERS	3		W

## EASTERN CONFERENCE SEMIFINALS (4-2)

4/22	Toronto	1	at	FLYERS	3		W
4/25	Toronto	1	at	FLYERS	2		W
4/28	FLYERS	1	at	Toronto	4		L
4/30	FLYERS	1	at	Toronto	3		L
5/2	Toronto	2	at	FLYERS	7		W
5/4	FLYERS	3	at	Toronto	2	- OT	W

## EASTERN CONFERENCE FINALS (3-4)

5/8	FLYERS	1	at	Tampa Bay	3		L
5/10	FLYERS	6	at	Tampa Bay	2		W
5/13	Tampa Bay	4	at	FLYERS	1		L
5/15	Tampa Bay	2	at	FLYERS	3		W
5/18	FLYERS	2	at	Tampa Bay	4		L
5/20	Tampa Bay	4	at	FLYERS	5	- OT	W
5/22	FLYERS	1	at	Tampa Bay	2		L

## 2005-06 EASTERN CONFERENCE QUARTERFINALS (2-4)

4/22	FLYERS	2	at	Buffalo	3	- 2OT	L
4/24	FLYERS	2	at	Buffalo	8		L
4/26	Buffalo	2	at	FLYERS	4		W
4/28	Buffalo	4	at	FLYERS	5		W
4/30	FLYERS	0	at	Buffalo	3		L
5/2	Buffalo	7	at	FLYERS	1		L

## 2006-07 MISSED PLAYOFFS

## 2007-08 EASTERN CONFERENCE QUARTERFINALS (4-3)

4/11	FLYERS	4	at	Washington	5		L
4/13	FLYERS	2	at	Washington	0		W
4/15	Washington	3	at	FLYERS	6		W
4/17	Washington	3	at	FLYERS	4	- 2OT	W
4/19	FLYERS	2	at	Washington	3		L
4/21	Washington	4	at	FLYERS	2		L
4/22	FLYERS	3	at	Washington	2	- OT	W

## EASTERN CONFERENCE SEMIFINALS (4-1)

4/24	FLYERS	3	at	Montreal	4	- OT	L
4/26	FLYERS	4	at	Montreal	2		W
4/28	Montreal	2	at	FLYERS	3		W
4/30	Montreal	2	at	FLYERS	4		W
5/3	FLYERS	6	at	Montreal	4		W

## EASTERN CONFERENCE FINALS (1-4)

5/9	FLYERS	2	at	Pittsburgh	4		L
5/11	FLYERS	2	at	Pittsburgh	4		L
5/13	Pittsburgh	4	at	FLYERS	1		L
5/15	Pittsburgh	2	at	FLYERS	4		W
5/18	FLYERS	0	at	Pittsburgh	6		L

## 2008-09 EASTERN CONFERENCE QUARTERFINALS (2-4)

4/15	FLYERS	1	at	Pittsburgh	4		L
4/17	FLYERS	2	at	Pittsburgh	3	-OT	L
4/19	Pittsburgh	3	at	FLYERS	6		W
4/21	Pittsburgh	3	at	FLYERS	1		L
4/23	FLYERS	3	at	Pittsburgh	0		W
4/25	Pittsburgh	5	at	FLYERS	3		L

# FLYERS ALL-TIME PLAYOFF SCORING 1967-2009

POS	PLAYER	GP	G	A	PTS	PIM	POS	PLAYER	GP	G	A	PTS	PIM
C	B. Clarke	136	42	77	119	152	C	A. Zhamnov	18	4	10	14	8
LW	B. Propp	116	52	60	112	121	D	P. Svoboda	45	1	13	14	50
LW	B. Barber	129	53	55	108	109	D	B. McCrimmon	46	7	6	13	55
C	R. MacLeish	108	53	52	105	38	C	T. Bergen	17	4	9	13	8
LW	J. LeClair	116	35	39	74	68	C	J. Otto	35	4	9	13	19
RW	T. Kerr	73	39	31	70	58	RW	B. Flett	28	3	10	13	21
RW	R. Leach	91	47	22	69	22	D	J. Niinimaa	19	1	12	13	16
RW	R. Tocchet	95	27	33	60	349	RW	T. Klatt	36	8	4	12	12
C	E. Lindros	50	24	33	57	118	*C	J. Carter	29	7	5	12	30
C	K. Linseman	41	11	42	53	135	RW	J. Lupul	18	5	7	12	4
D	M. Howe	82	8	45	53	30	C	M. Bullard	19	3	9	12	32
C	R. Brind'Amour	57	24	27	51	31	D	C. Therien	99	2	10	12	68
D	E. Desjardins	97	14	37	51	38	D	E. Van Impe	57	1	11	12	121
RW	P. Holmgren	67	19	31	50	181	LW	L. Carson	44	3	8	11	56
C	M. Bridgman	74	13	30	43	201	D	D. Yushkevich	28	2	9	11	14
C	P. Eklund	57	10	33	43	4	D	K. Johnsson	33	2	9	11	18
LW	R. Lonsberry	83	19	22	41	74	RW	K. Dineen	15	6	4	10	18
D	B. Dailey	56	10	30	40	91	RW	D. Zubrus	24	5	5	10	14
RW	M. Recchi	65	19	20	39	18	RW	P. Falloon	26	6	3	9	4
C	D. Poulin	63	17	22	39	53	RW	S. Nolet	31	6	3	9	8
D	Jim Watson	101	5	34	39	89	RW	K. Jones	24	5	4	9	28
RW	G. Dornhoefer	80	17	19	36	203	*LW	S. Hartnell	23	4	5	9	43
*LW	S. Gagne	71	23	12	35	26	D	K. Haller	21	4	5	9	18
C	O. Kindrachuk	69	16	19	35	46	*D	B. Coburn	20	0	9	9	21
RW	M. Renberg	50	14	20	34	24	D	G. Murphy	19	2	7	9	13
C	K. Primeau	58	12	22	34	63	D	P. Coffey	17	1	8	9	6
C	Ron Sutter	69	6	27	33	149	D	A. Delmore	20	6	2	8	16
D	B. Wilson	43	8	24	32	122	C	P. Forsberg	6	4	4	8	6
D	T. Bladon	78	8	24	32	68	C	D. Sittler	10	4	3	7	17
RW	I. Sinisalo	66	21	10	31	6	LW	J. Paterson	17	3	4	7	70
C	P. Zezel	56	10	21	31	49	RW	S. Upshall	17	3	4	7	44
D	D. Crossman	60	9	22	31	81	C	A. Lacroix	15	2	5	7	0
RW	D. Saleski	82	13	17	30	131	D	M. Busniuk	25	2	5	7	34
D	A. Dupont	108	13	15	28	306	LW	D. Brashear	37	2	5	7	101
LW	D. Smith	75	13	11	24	70	*D	K. Timonen	19	0	7	7	20
LW	M. Craven	44	9	15	24	28	LW	B. Sutherland	11	2	4	6	0
LW	B. Kelly	101	9	14	23	172	C	A. Semenov	15	2	4	6	0
C	J. Roenick	36	7	14	21	30	C	R. DiMaio	18	2	4	6	4
*C	D. Briere	23	10	10	20	28	D	M. Timander	18	2	4	6	6
RW	S. Mellanby	50	9	11	20	90	D	V. Malakhov	17	1	5	6	12
*C	M. Richards	29	8	12	20	16	RW	J. Williams	17	1	5	6	12
C	M. Handzus	37	7	13	20	18	D	T. Carkner	19	1	5	6	28
C	T. Crisp	47	7	13	20	8	D	M. Ragnarsson	27	1	5	6	20
RW	S. Kapanen	53	9	10	19	16	RW	Rich Sutter	19	5	0	5	44
LW	A. Hill	51	8	11	19	43	*RW	C. Giroux	6	2	3	5	6
C	D. Langkow	28	7	11	18	27	C	C. Lapointe	14	2	3	5	14
D	L. Goodenough	21	3	15	18	8	C	K. Acton	16	2	3	5	18
D	B. Marsh	66	5	12	17	95	D	E. Weinrich	18	2	3	5	16
C	V. Prospal	22	4	13	17	10	C	F. Kennedy	7	1	4	5	14
C	R.J. Umberger	22	11	5	16	12	C	D. Quinn	12	1	4	5	6
D	K. Dykhuis	50	7	9	16	42	C	C. MacTavish	15	1	4	5	20
LW	D. Schultz	61	7	9	16	363	D	D. Hatcher	21	1	4	5	50
C	D. Hawerchuk	29	5	11	16	12	G	R. Hextall	84	1	4	5	111
D	K. Samuelsson	70	4	12	16	98	D	J. Pitkanen	21	0	5	5	8
RW	T. Gorense	37	9	6	15	47	C	G. Peters	8	2	2	4	31
RW	T. Amonte	31	4	11	15	10	RW	B. Fedyk	9	2	2	4	8
D	Joe Watson	84	3	12	15	82	C	R. Flockhart	9	2	2	4	6
LW	S. Podein	51	6	8	14	86	RW	R. Allison	10	2	2	4	20
RW	M. Knuble	24	6	8	14	16	LW	R. Somik	15	2	2	4	10
D	D. McGillis	40	5	9	14	48	D	T. Murray	18	2	2	4	10

# FLYERS ALL-TIME PLAYOFF SCORING 1967-2009

POS	PLAYER	GP	G	A	PTS	PIM	POS	PLAYER	GP	G	A	PTS	PIM
LW	V. Zelepukin	22	2	2	4	16	C	P. White	19	0	2	2	0
RW	D. Brown	54	2	2	4	173	C	M. Sillinger	3	1	0	1	0
C	J. Gauthier	7	1	3	4	6	D	D. Cherry	4	1	0	1	4
D	T. Tookey	10	1	3	4	2	LW	B. Lesuk	4	1	0	1	8
C	K. Manderville	24	1	3	4	24	D	D. Babych	5	1	0	1	4
D	F. Bathe	27	1	3	4	42	*C	J. Ross	6	1	0	1	0
LW	A. Secord	14	0	4	4	31	LW	B. Savage	6	1	0	1	4
D	T. Harris	16	0	4	4	4	C	J. Montgomery	8	1	0	1	2
D	B. Ashbee	17	0	4	4	22	D	J.J. Daigneault	9	1	0	1	0
D	R. Lapointe	29	0	4	4	40	LW	D. Kordic	12	1	0	1	22
RW	R. Paement	3	3	0	3	0	C	P. Sharp	12	1	0	1	2
LW	D. Blackburn	11	3	0	3	10	LW	P. Juhlin	13	1	0	1	2
RW	B. Radivojevic	23	2	1	3	32	D	B. Hoffmeyer	3	0	1	1	25
D	J. Mair	3	1	2	3	4	D	A. Stanley	3	0	1	1	4
LW	C. LaForge	5	1	2	3	15	RW	M. Beyers	4	0	1	1	0
*C	D. Powe	6	1	2	3	7	D	A. Alberts	6	0	1	1	10
RW	P. Hannigan	7	1	2	3	9	*D	R. Parent	10	0	1	1	6
C	B. Corkum	12	1	2	3	6	RW	M. Greig	5	0	1	1	0
C	J. Dowd	17	1	2	3	4	G	R. Moore	5	0	1	1	0
RW	J. Druce	17	1	2	3	6	RW	G. Morrison	5	0	1	1	2
D	D. Markov	18	1	2	3	25	C	D. Plante	5	0	1	1	0
LW	S. Antoski	20	1	2	3	38	LW	M. Andersson	6	0	1	1	2
*D	M. Carle	6	0	3	3	4	RW	S. Downie	6	0	1	1	10
C	L. Hachborn	7	0	3	3	7	D	D. Gauthier	6	0	1	1	19
D	J. Modry	9	0	3	3	0	LW	S. McCarthy	6	0	1	1	0
D	J. Miszuk	11	0	3	3	11	D	F. Meyer	6	0	1	1	8
D	T. Eriksson	19	0	3	3	12	D	M. Sykora	6	0	1	1	0
*D	R. Jones	22	0	3	3	4	C	E. Hoekstra	7	0	1	1	0
D	J. McIlhargey	24	0	3	3	66	D	L. Zeidel	7	0	1	1	12
RW	J. Paddock	3	2	0	2	0	LW	J. Gendron	8	0	1	1	6
C	C. Gratton	5	2	0	2	10	D	J. Vandermeer	8	0	1	1	9
C	P. Nedved	6	2	0	2	8	C	M. Murray	9	0	1	1	4
RW	L. Rochefort	10	2	0	2	2	D	K. McCarthy	10	0	1	1	8
C	B. Clement	18	2	0	2	12	G	B. Froese	12	0	1	1	2
LW	C. Berube	45	2	0	2	100	C	D. Lacroix	16	0	1	1	26
C	S. Bernier	4	1	1	2	0	D	A. Burt	17	0	1	1	8
*LW	D. Carcillo	5	1	1	2	5	G	M. Biron	23	0	1	1	2
*RW	A. Asham	6	1	1	2	6	G	P. Lindbergh	23	0	1	1	8
LW	B. Selby	7	1	1	2	4	G	W. Stephenson	23	0	1	1	2
C	B. Dunlop	8	1	1	2	4	RW	J. Hull	30	0	1	1	8
C	D. Nachbaur	9	1	1	2	17	D	L. Richardson	34	0	1	1	49
D	G. Cochrane	11	1	1	2	24	G	M. Belhumeur	1	0	0	0	0
LW	R. Fedotenko	11	1	1	2	6	D	C. Joseph	1	0	0	0	2
D	E. Hospodar	23	1	1	2	71	RW	A. MacAdam	1	0	0	0	0
D	L. Hillman	4	0	2	2	2	D	M. Mantha	1	0	0	0	0
RW	A. Daigle	5	0	2	2	0	LW	R. Romaniuk	1	0	0	0	0
C	A. Oates	5	0	2	2	0	G	D. Roussel	1	0	0	0	0
RW	D. Ververgaert	5	0	2	2	2	D	L. Sbisà	1	0	0	0	2
C	M. Bureau	6	0	2	2	2	D	J. Slaney	1	0	0	0	0
D	S. Duchesne	6	0	2	2	2	LW	M. Stankewicz	1	0	0	0	0
C	J. Johnson	7	0	2	2	2	D	D. Tertyshny	1	0	0	0	2
LW	P. Ranheim	11	0	2	2	2	D	R. Zettler	1	0	0	0	2
G	G. Snow	13	0	2	2	11	RW	P. Brendl	2	0	0	0	0
D	R. Bailey	14	0	2	2	23	RW	B. Dobbin	2	0	0	0	17
D	L. Kukkonen	14	0	2	2	6	LW	B. Eager	2	0	0	0	26
LW	P. Thoresen	14	0	2	2	4	G	B. Gamble	2	0	0	0	0
D	J. Smith	17	0	2	2	4	G	M. Laforest	2	0	0	0	10
D	M. Dvorak	18	0	2	2	6	D	C. McAllister	2	0	0	0	0
D	J. Wells	18	0	2	2	51	G	A. Niittymäki	2	0	0	0	0
D	J. Chychrun	19	0	2	2	65	D	B. Root	2	0	0	0	0

# FLYERS ALL-TIME PLAYOFF SCORING 1967-2009

POS	PLAYER	GP	G	A	PTS	PIM	POS	PLAYER	GP	G	A	PTS	PIM
RW	P.J. Stock	2	0	0	0	0	D	M. Rathje	6	0	0	0	6
*LW	R. Cote	3	0	0	0	0	D	G. Smyth	6	0	0	0	40
RW	G. Dionne	3	0	0	0	4	G	J. Vanbiesbrouck	6	0	0	0	2
RW	P. Guay	3	0	0	0	4	C	L. Angotti	7	0	0	0	2
D	M. Petit	3	0	0	0	6	D	M. Eaton	7	0	0	0	0
G	G. Resch	3	0	0	0	0	LW	T. Fedoruk	7	0	0	0	22
D	D. Seidenberg	3	0	0	0	0	LW	B. Cowick	8	0	0	0	9
D	F. Arthur	4	0	0	0	2	LW	C. Forbes	8	0	0	0	2
C	H. Bennett	4	0	0	0	2	D	L. Hale	8	0	0	0	12
D	B. Hughes	4	0	0	0	6	D	W. Hillman	8	0	0	0	0
LW	D. McAmmond	4	0	0	0	2	D	K. Huffman	8	0	0	0	2
C	G. Meehan	4	0	0	0	0	D	R. MacSweyn	8	0	0	0	6
RW	L. Morrison	4	0	0	0	2	G	R. St. Croix	10	0	0	0	0
RW	J. Sacco	4	0	0	0	0	D	N. Barnes	12	0	0	0	8
RW	D. Sarrazin	4	0	0	0	0	LW	D. Hoyda	12	0	0	0	17
LW	D. Sullivan	4	0	0	0	0	G	D. Favell	16	0	0	0	2
RW	N. Dimitrakos	5	0	0	0	2	D	D. Stanley	17	0	0	0	30
D	W. Huber	5	0	0	0	2	G	P. Peeters	20	0	0	0	2
D	D. Richter	5	0	0	0	21	G	B. Boucher	21	0	0	0	0
D	M. Stothers	5	0	0	0	11	G	R. Cechmanek	23	0	0	0	0
C	A. Stratton	5	0	0	0	0	G	R. Esche	25	0	0	0	10
G	K. Wregget	5	0	0	0	16	G	B. Parent	63	0	0	0	8
G	S. Burke	6	0	0	0	0							
G	P. Myre	6	0	0	0	0							

*\*Still active on Flyers roster*

## FLYERS ALL-TIME PLAYOFF GOALTENDER RECORDS 1967-2009

PLAYER	GP	MINS	GA	SO	AVG	W	L
Dominic Roussel	1	23	0	0	0.00	0	0
Mark LaForest	2	48	1	0	1.25	1	0
John Vanbiesbrouck	6	369	9	1	1.46	2	4
Brian Boucher	21	1,308	45	1	2.06	11	8
Ken Wregget	5	268	10	0	2.24	2	2
Roman Cechmanek	23	1,441	56	3	2.33	9	14
Bernie Parent	63	3,824	152	6	2.38	35	28
Phil Myre	6	384	16	1	2.50	5	1
Robert Esche	25	1,405	64	1	2.73	13	11
Glenn Resch	3	43	2	0	2.79	0	0
Garth Snow	13	700	33	0	2.83	8	4
Wayne Stephenson	23	1,362	65	2	2.86	10	10
Martin Biron	23	1,423	68	2	2.87	11	12
Ron Hextall	84	4,926	242	2	2.95	45	36
Rick St. Croix	10	561	28	1	2.99	4	6
Doug Favell	16	969	50	1	3.10	6	10
Pelle Lindbergh	23	1,214	63	3	3.11	12	10
Pete Peeters	20	1,199	66	1	3.30	11	8
Sean Burke	6	323	18	0	3.54	1	4
Bob Froese	12	593	37	0	3.74	2	6
Robbie Moore	5	268	18	0	4.03	3	2
Antero Niittymaki	2	73	5	0	4.11	0	0
Bruce Gamble	2	120	12	0	6.00	0	2
Michel Belhumeur	1	10	1	0	6.00	0	0

# FLYERS ALL-TIME PLAYOFF LEADERS 1967-2009

## POINTS BY POSITION

CENTER	GP	G	A	PTS
Bobby Clarke	136	42	77	119
Rick MacLeish	108	53	52	105
Eric Lindros	50	24	33	57
Ken Linseman	41	11	42	53
Rod Brind'Amour	57	24	27	51

## RIGHT WING

Tim Kerr	73	39	31	70
Reggie Leach	91	47	22	69
Rick Tocchet	95	27	33	60
Paul Holmgren	67	19	31	50
Mark Recchi	65	19	20	39

## LEFT WING

Brian Propp	116	52	60	112
Bill Barber	129	53	55	108
John LeClair	116	35	39	74
Ross Lonsberry	83	19	22	41
*Simon Gagne	71	23	12	35

## DEFENSE

Mark Howe	82	8	45	53
Eric Desjardins	97	14	37	51
Bob Dailey	56	10	30	40
Jim Watson	101	5	34	39
Behn Wilson	43	8	24	32
Tom Bladon	78	8	24	32

## CATEGORY LEADERS

### GOAL LEADERS

Bill Barber	53
Rick MacLeish	53
Brian Propp	52
Reggie Leach	47
Bobby Clarke	42

### ASSIST LEADERS

Bobby Clarke	77
Brian Propp	60
Bill Barber	55
Rick MacLeish	52
Mark Howe	45

### GAMES PLAYED

Bobby Clarke	136
Bill Barber	129
John LeClair	116
Brian Propp	116
Rick MacLeish	108
Andre Dupont	108

### GOALTENDER WINS

Ron Hextall	45
Bernie Parent	35
Robert Esche	13
Pelle Lindbergh	12
Martin Biron	11
Brian Boucher	11
Pete Peeters	11

## FLYERS ALL-TIME PLAYOFF GAME-WINNING GOALS 1967-2009

Rick MacLeish	10#	Paul Holmgren	2	Mark Howe	1
Reggie Leach	8	Bob Kelly	2#	Kim Johnsson	1
John LeClair	8	Trent Klatt	2	Sami Kapanen	1
Bobby Clarke	7	Daymond Langkow	2	Mike Knuble	1
Brian Propp	7	Brad McCrimmon	2	Joffrey Lupul	1
Bill Barber	6	Shjon Podein	2	Danny Markov	1
Tim Kerr	6	Jeremy Roenick	2	Scott Mellanby	1
Rick Tocchet	6	Derrick Smith	2	Gord Murphy	1
Ken Linseman	5	R.J. Umberger	2	Don Nachbaur	1
Ross Lonsberry	5	Behn Wilson	2	Janne Niinimaa	1
Ilkka Sinisalo	5	Peter Zedel	2	Joel Otto	1
Eric Desjardins	4	Shawn Antoski	1	Rosaire Paiement	1
Gary Dornhoefer	4	*Arron Asham	1	Marcus Ragnarsson	1
*Simon Gagne	4	Todd Bergen	1	Leon Rochefort	1
Eric Lindros	4	Craig Berube	1	Kjell Samuelsson	1
Keith Primeau	4	Don Blackburn	1	Dave Schultz	1
Mel Bridgman	3	Tom Bladon	1	Ron Sutter	1
*Danny Briere	3	*Jeff Carter	1	Chris Therien	1
Orest Kindrachuk	3	Terry Crisp	1	Mattias Timander	1
Dave Poulin	3	J.J. Daigneault	1	Scottie Upshall	1
Mark Recchi	3	Rob DiMaio	1	Jim Watson	1
Don Saleski	3	Kevin Dineen	1	Justin Williams	1
Rod Brind'Amour	2	Pelle Eklund	1	Dmitry Yushkevich	1
Murray Craven	2	Ruslan Fedotenko	1	Alexei Zhamnov	1
Bob Dailey	2	Bill Flett	1	Valeri Zelepukin	1
Andy Delmore	2	Kevin Haller	1	Dainius Zubrus	1
Andre Dupont	2	Michal Handzus	1		
Karl Dykhuis	2	Dale Hawerchuk	1		
Peter Forsberg	2	Al Hill	1		

# Includes Stanley Cup Winner

\* Still active on Flyers roster

# FLYERS PLAYOFF RECORDS 1967-2009

## FLYERS STANLEY CUP RECORDS

YEARS IN PLAYOFFS	- 33 of 40 years of play
GAMES PLAYED	- 367
GAMES WON	- 191
GAMES LOST	- 178
SERIES PLAYED	- 69
SERIES WON	- 38
SERIES LOST	- 31

## CHRONOLOGY...

1968	FLYERS LOST QUARTERFINAL SERIES TO ST. LOUIS, 4-3
1969	FLYERS LOST QUARTERFINAL SERIES TO ST. LOUIS, 4-0
1970	FLYERS MISSED PLAYOFFS
1971	FLYERS LOST QUARTERFINAL SERIES TO CHICAGO, 4-0
1972	FLYERS MISSED PLAYOFFS
1973	FLYERS WON QUARTERFINAL SERIES FROM MINNESOTA, 4-2
	FLYERS LOST SEMIFINAL SERIES TO MONTREAL, 4-1
1974	FLYERS WON QUARTERFINAL SERIES FROM ATLANTA, 4-0
	FLYERS WON SEMIFINAL SERIES FROM NY RANGERS, 4-3
	FLYERS WON FINAL SERIES FROM BOSTON, 4-2 FOR THE STANLEY CUP
1975	FLYERS WON QUARTERFINAL SERIES FROM TORONTO, 4-0
	FLYERS WON SEMIFINAL SERIES FROM NY ISLANDERS, 4-3
	FLYERS WON FINAL SERIES FROM BUFFALO, 4-2 FOR THE STANLEY CUP
1976	FLYERS WON QUARTERFINAL SERIES FROM TORONTO, 4-3
	FLYERS WON SEMIFINAL SERIES FROM BOSTON, 4-1
	FLYERS LOST FINAL SERIES TO MONTREAL, 4-0
1977	FLYERS WON QUARTERFINAL SERIES FROM TORONTO, 4-2
	FLYERS LOST SEMIFINAL SERIES TO BOSTON, 4-0
1978	FLYERS WON PRELIMINARY SERIES FROM COLORADO, 2-0
	FLYERS WON QUARTERFINAL SERIES FROM BUFFALO, 4-1
	FLYERS LOST SEMIFINAL SERIES TO BOSTON, 4-1
1979	FLYERS WON PRELIMINARY SERIES FROM VANCOUVER, 2-1
	FLYERS LOST QUARTERFINAL SERIES TO NY RANGERS, 4-1
1980	FLYERS WON PRELIMINARY SERIES FROM EDMONTON, 3-0
	FLYERS WON QUARTERFINAL SERIES FROM NY RANGERS, 4-1
	FLYERS WON SEMIFINAL SERIES FROM MINNESOTA, 4-1
	FLYERS LOST FINAL SERIES TO NY ISLANDERS, 4-2
1981	FLYERS WON PRELIMINARY SERIES FROM QUEBEC, 3-2
	FLYERS LOST QUARTERFINAL SERIES TO CALGARY, 4-3
1982	FLYERS LOST DIVISIONAL SEMIFINAL SERIES TO NY RANGERS, 3-1
1983	FLYERS LOST DIVISIONAL SEMIFINAL SERIES TO NY RANGERS, 3-0
1984	FLYERS LOST DIVISIONAL SEMIFINAL SERIES TO WASHINGTON, 3-0
1985	FLYERS WON DIVISIONAL SEMIFINAL SERIES FROM NY RANGERS, 3-0
	FLYERS WON DIVISIONAL FINAL SERIES FROM NY ISLANDERS, 4-1
	FLYERS WON CONFERENCE FINAL SERIES FROM QUEBEC, 4-2
	FLYERS LOST FINAL SERIES TO EDMONTON, 4-1
1986	FLYERS LOST DIVISIONAL SEMIFINAL SERIES TO NY RANGERS, 3-2
1987	FLYERS WON DIVISIONAL SEMIFINAL SERIES FROM NY RANGERS, 4-2
	FLYERS WON DIVISIONAL FINAL SERIES FROM NY ISLANDERS, 4-3
	FLYERS WON CONFERENCE FINAL SERIES FROM MONTREAL, 4-2
	FLYERS LOST FINAL SERIES TO EDMONTON, 4-3

1988	FLYERS LOST DIVISIONAL SEMIFINAL SERIES TO WASHINGTON, 4-3
1989	FLYERS WON DIVISIONAL SEMIFINAL SERIES FROM WASHINGTON, 4-2
	FLYERS WON DIVISIONAL FINAL SERIES FROM PITTSBURGH, 4-3
	FLYERS LOST CONFERENCE FINAL SERIES TO MONTREAL, 4-2
1990	FLYERS MISSED PLAYOFFS
1991	FLYERS MISSED PLAYOFFS
1992	FLYERS MISSED PLAYOFFS
1993	FLYERS MISSED PLAYOFFS
1994	FLYERS MISSED PLAYOFFS
1995	FLYERS WON CONFERENCE QUARTERFINAL SERIES FROM BUFFALO, 4-1
	FLYERS WON CONFERENCE SEMIFINAL SERIES FROM NY RANGERS, 4-0
	FLYERS LOST CONFERENCE FINAL TO NEW JERSEY, 4-2
1996	FLYERS WON CONFERENCE QUARTERFINAL SERIES FROM TAMPA BAY, 4-2
	FLYERS LOST CONFERENCE SEMIFINAL SERIES TO FLORIDA, 4-2
1997	FLYERS WON CONFERENCE QUARTERFINAL SERIES FROM PITTSBURGH, 4-1
	FLYERS WON CONFERENCE SEMIFINAL SERIES FROM BUFFALO, 4-1
	FLYERS WON CONFERENCE FINAL SERIES FROM NY RANGERS, 4-1
	FLYERS LOST FINAL SERIES TO DETROIT, 4-0
1998	FLYERS LOST CONFERENCE QUARTERFINAL SERIES TO BUFFALO, 4-1
1999	FLYERS LOST CONFERENCE QUARTERFINAL SERIES TO TORONTO, 4-2
2000	FLYERS WON CONFERENCE QUARTERFINAL SERIES FROM BUFFALO, 4-1
	FLYERS WON CONFERENCE SEMIFINAL SERIES FROM PITTSBURGH, 4-2
	FLYERS LOST CONFERENCE FINAL SERIES TO NEW JERSEY, 4-3
2001	FLYERS LOST CONFERENCE QUARTERFINAL SERIES TO BUFFALO, 4-2
2002	FLYERS LOST CONFERENCE QUARTERFINAL SERIES TO OTTAWA, 4-1
2003	FLYERS WON CONFERENCE QUARTERFINAL SERIES FROM TORONTO, 4-3
	FLYERS LOST CONFERENCE SEMIFINAL SERIES TO OTTAWA, 4-2
2004	FLYERS WON CONFERENCE QUARTERFINAL SERIES FROM NEW JERSEY, 4-1
	FLYERS WON CONFERENCE SEMIFINAL SERIES FROM TORONTO, 4-2
	FLYERS LOST CONFERENCE FINAL SERIES TO TAMPA BAY, 4-3
2006	FLYERS LOST CONFERENCE QUARTERFINAL SERIES TO BUFFALO, 4-2
2007	FLYERS MISSED PLAYOFFS
2008	FLYERS WON CONFERENCE QUARTERFINAL SERIES FROM WASHINGTON, 4-3
	FLYERS WON CONFERENCE SEMIFINAL SERIES FROM MONTREAL, 4-1
	FLYERS LOST CONFERENCE FINAL SERIES TO PITTSBURGH, 4-1
2009	FLYERS LOST CONFERENCE QUARTERFINAL SERIES TO PITTSBURGH, 4-2

## TEAM RECORDS: PLAYOFF STREAKS

### LONGEST...

WIN STREAK – 8 GAMES

1974 Finals #6 through 1975 Semifinals #3  
May 19, 1974 through May 4, 1975

WIN STREAK AT HOME – 13 GAMES

1974 Quarterfinals #1 through 1975 Semifinals #2  
April 9, 1974 through May 1, 1975

WIN STREAK ON ROAD – 5 GAMES

1995 Conference Quarterfinals #4 through Conference Finals #4  
May 12, 1995 through June 10, 1995

1997 Conference Semifinals #1 through Conference Finals #4  
May 3, 1997 through May 23, 1997

2000 Conference Semifinals #3 through Conference Finals #4  
May 2, 2000 through May 20, 2000

LOSING STREAK – 10 GAMES

1968 Quarterfinals #7 through 1973 Quarterfinals #1  
April 18, 1968 through April 4, 1973

LOSING STREAK AT HOME – 6 GAMES

1981 Quarterfinals #7 through 1984 Division Semifinals #3  
April 26, 1981 through April 7, 1984

LOSING STREAK ON ROAD – 7 GAMES

1980 Finals #3 through 1981 Quarterfinals #4  
May 17, 1980 through April 20, 1981

## TEAM RECORDS: PLAYOFF YEAR

### MOST...

GAMES PLAYED\* – 26, 1987

GOALS – 85, 1974

ASSISTS – 132, 1987

GOALS AGAINST – 73, 1987

PENALTY MINUTES – 714, 1987

POWER PLAY GOALS – 20, 1989

SHORTHANDED GOALS – 8, 1989

SHUTOUTS – 5, 1975

## TEAM RECORDS: PLAYOFF SERIES

### MOST...

GOALS – 33

vs. Toronto, 1976 Quarterfinals

GOALS, TWO – GAME SERIES – 6

vs. Colorado, 1978 Preliminary series

GOALS, THREE-GAME SERIES – 15

vs. Vancouver, 1979 Preliminary series

GOALS, FOUR-GAME SERIES – 18

vs. Toronto, 1975 Quarterfinals

vs. NY Rangers, 1995 Conference Semifinals

GOALS, FIVE-GAME SERIES – 27

vs. Minnesota, 1980 Semifinals

GOALS, SIX-GAME SERIES – 26

vs. Tampa Bay, 1996 Conference Quarterfinals

GOALS, SEVEN-GAME SERIES – 33

vs. Toronto, 1976 Quarterfinals

GOALS AGAINST – 28

vs. NY Rangers, 1979 Quarterfinals

GOALS AGAINST, TWO-GAME SERIES – 3

vs. Colorado, 1978 Preliminary series

GOALS AGAINST, THREE-GAME SERIES – 18

vs. NY Rangers, 1983 Preliminary series

GOALS AGAINST, FOUR-GAME SERIES – 20

vs. Chicago, 1971 Quarterfinals

GOALS AGAINST, FIVE-GAME SERIES – 28

vs. NY Rangers, 1979 Quarterfinals

GOALS AGAINST, SIX-GAME SERIES – 26

vs. NY Islanders, 1980 Finals

GOALS AGAINST, SEVEN-GAME SERIES – 23

vs. Toronto, 1976 Quarterfinals

GOALS, BOTH TEAMS – 56

vs. Toronto (FLYERS 33/Toronto 23), 1976 Quarterfinals

GOALS, BOTH TEAMS, TWO-GAME SERIES – 9

vs. Colorado (FLYERS 6/Colorado 3), 1978 Preliminary series

GOALS, BOTH TEAMS, THREE-GAME SERIES – 27

vs. NY Rangers (FLYERS 9/Rangers 18), 1983 Division Semifinals

GOALS, BOTH TEAMS, FOUR-GAME SERIES – 34

vs. NY Rangers (Rangers 19/FLYERS 15), 1982 Division Semifinals

GOALS, BOTH TEAMS, FIVE-GAME SERIES – 41

vs. Minnesota (FLYERS 27/Minnesota 14), 1980 Semifinals

GOALS, BOTH TEAMS, SIX-GAME SERIES – 51

vs. NY Islanders (Islanders 26/FLYERS 25), 1980 Finals

GOALS, BOTH TEAMS, SEVEN-GAME SERIES – 56

vs. Toronto (FLYERS 33/Toronto 23), 1976 Quarterfinals

PENALTIES – 95

vs. Washington, 1988 Division Semifinals

PENALTIES BY OPPONENT – 82

vs. Washington, 1988 Division Semifinals

PENALTIES, BOTH TEAMS – 177

vs. Washington, 1988 Division Semifinals

PENALTY MINUTES – 298

vs. Washington, 1988 Division Semifinals

PENALTY MINUTES BY OPPONENT – 230

vs. Toronto, 1976 Quarterfinals

PENALTY MINUTES, BOTH TEAMS – 525

vs. Toronto, 1976 Quarterfinals

POWER PLAY GOALS – 11

vs. Pittsburgh, 1989 Division Finals

POWER PLAY GOALS AGAINST\*\* – 15

vs. NY Islanders, 1980 Finals

POWER PLAY GOALS, BOTH TEAMS\*\* – 21

vs. NY Islanders (Islanders 15/FLYERS 6), 1980 Finals

vs. Pittsburgh (FLYERS 11/Pittsburgh 10), 1989 Division Finals

SHORTHANDED GOALS – 4

vs. Pittsburgh, 1989 Division Finals

SHUTOUTS – 2

vs. Toronto, 1975 Quarterfinals

vs. NY Islanders, 1975 Semifinals

vs. NY Islanders, 1985 Division Finals

vs. Ottawa, 2003 Eastern Conference Semifinals

SHUTOUTS AGAINST – 3

vs. Ottawa, 2002 Eastern Conference Quarterfinals

### FEWEST...

GOALS – 2

vs. Ottawa, 2002 Eastern Conference Quarterfinals

GOALS, TWO-GAME SERIES – 6

vs. Colorado, 1978 Preliminary series

## FLYERS PLAYOFF RECORDS 1967-2009

GOALS, THREE-GAME SERIES – 5  
vs. Washington, 1984 Division Semifinals

GOALS, FOUR-GAME SERIES – 3  
vs. St. Louis, 1969 Quarterfinals

GOALS, FIVE-GAME SERIES\* – 2  
vs. Ottawa, 2002 Eastern Conference Quarterfinals

GOALS, SIX-GAME SERIES – 10  
vs. Ottawa, 2003 Eastern Conference Semifinals

GOALS, SEVEN-GAME SERIES – 15  
vs. New Jersey, 2000 Conference Finals

GOALS AGAINST – 3  
vs. Colorado, 1978 Preliminary series

GOALS AGAINST, TWO-GAME SERIES – 3  
vs. Colorado, 1978 Preliminary series

GOALS AGAINST, THREE-GAME SERIES – 6  
vs. Edmonton, 1980 Preliminary series

GOALS AGAINST, FOUR-GAME SERIES – 6  
vs. Atlanta, 1974 Quarterfinals  
vs. Toronto, 1975 Quarterfinals

GOALS AGAINST, FIVE-GAME SERIES – 7  
vs. NY Rangers, 1980 Quarterfinals

GOALS AGAINST, SIX-GAME SERIES – 9  
vs. Toronto, 1999 Conference Quarterfinals

GOALS AGAINST, SEVEN-GAME SERIES – 16  
vs. NY Islanders, 1975 Semifinals  
vs. Toronto, 2003 Eastern Conference Quarterfinals

GOALS, BOTH TEAMS – 9  
vs. Colorado (FLYERS 6/Colorado 3), 1978 Preliminary series

GOALS, BOTH TEAMS, TWO-GAME SERIES – 9  
vs. Colorado (FLYERS 6/Colorado 3), 1978 Preliminary series

GOALS, BOTH TEAMS, THREE-GAME SERIES – 18  
vs. Edmonton (FLYERS 12/Edmonton 6), 1980 Preliminary series

GOALS, BOTH TEAMS, FOUR-GAME SERIES – 20  
vs. St. Louis (St. Louis 17/FLYERS 3), 1969 Quarterfinals

GOALS, BOTH TEAMS, FIVE-GAME SERIES – 13  
vs. Ottawa (FLYERS 2/Senators 11), 2002 Eastern Conference Quarterfinals

GOALS, BOTH TEAMS, SIX-GAME SERIES – 20  
vs. Toronto (FLYERS 11/Toronto 9), 1999 Conference Quarterfinals

GOALS, BOTH TEAMS, SEVEN-GAME SERIES – 33  
vs. New Jersey (New Jersey 18/FLYERS 15), 2000 Conference Finals

PENALTY MINUTES – 29  
vs. Colorado, 1978 Preliminary series

### TEAM RECORDS: PLAYOFF GAME

#### **MOST...**

DECISIVE WIN – 7-0  
vs. Minnesota, 1980 Semifinals #2, May 1, 1980

DECISIVE WIN AT HOME – 7-0  
vs. Minnesota, 1980 Semifinals #2, May 1, 1980

DECISIVE WIN ON ROAD – 7-1  
vs. NY Rangers, 1986 Division Semifinals #4, April 14, 1986

DECISIVE LOSS – 8-0  
at Buffalo, 2001 Conf. Quarterfinals #6, April 21, 2001

DECISIVE LOSS AT HOME – 7-1  
vs. NY Rangers, 1979 Quarterfinals #2, April 18, 1979

DECISIVE LOSS ON ROAD – 8-0  
at Buffalo, 2001 Conf. Quarterfinals #6, April 21, 2001

GOALS – 9  
vs. Calgary, 1981 Quarterfinals #5, April 22, 1981

GOALS AGAINST – 10  
vs. Pittsburgh, 1989 Division Finals #5, April 25, 1989

GOALS, BOTH TEAMS – 17  
at Pittsburgh (Pittsburgh 10/FLYERS 7), 1989 Division Finals #5, April 25, 1989

POWER PLAY GOALS, BOTH TEAMS – 7  
vs. NY Rangers, 1985 Division Semifinals #3, April 13, 1985 at New York, FLYERS 6 (4 PP goals), Rangers 5 (3 PP goals).

PENALTY MINUTES – 107  
vs. Toronto, 1976 Quarterfinals #3, April 15, 1976

PENALTY MINUTES BY OPPONENT – 94  
vs. Toronto, 1976 Quarterfinals #6, April 22, 1976

PENALTY MINUTES, BOTH TEAMS – 185  
vs. Toronto (Toronto 94/FLYERS 91), 1976 Quarterfinals #6, April 22, 1976

SHOTS ON GOAL – 53  
at Pittsburgh, 1997 Conference Quarterfinals #3, April 21, 1997

SHOTS ON GOAL AGAINST – 64  
vs. St. Louis, 1968 Quarterfinals #6, April 16, 1968

SHOTS ON GOAL DURING AN OVERTIME GAME – 75  
at Toronto (3OT), 2003 Conference Quarterfinals #4, April 16, 2003

SHOTS ON GOAL, BOTH TEAMS – 107  
vs. St. Louis (St. Louis 64/FLYERS 43), 1968 Quarterfinals #6, April 16, 1968

SHOTS ON GOAL DURING AN OVERTIME GAME, BOTH TEAMS – 130  
at Pittsburgh – 5OT (FLYERS 72/Pittsburgh 58) 2000 Conference Semifinal #4, May 4, 2000

#### **FEWEST...**

SHOTS ON GOAL – 13  
at New Jersey, 2000 Conference Final #6, May 24, 2000

SHOTS ON GOAL, BOTH TEAMS – 33  
vs. Florida (FLYERS 18/Florida 15) 1996 Conference Semifinals #1, May 2, 1996

#### **FASTEST...**

TWO GOALS, FLYERS – 16 seconds  
vs. NY Rangers, RICH SUTTER, 10:54 of 1st period and BRAD MCCRIMMON, 11:10 of 1st period. 1986 Division Semifinals #2, April 10, 1986

THREE GOALS, BOTH TEAMS – 31 SECONDS  
vs. Edmonton, Wayne Gretzky, 1:10 of 1st period  
Wayne Gretzky, 1:25 of 1st period  
DERRICK SMITH, 1:41 of 1st period  
1985 Finals #3, May 25, 1985



## FLYERS PLAYOFF RECORDS 1967-2009

FOUR GOALS, BOTH TEAMS\* – 1 minute 33 seconds

vs. Toronto, DON SALESKI, 10:03 of 2nd period

Bob Neely, 10:42 of 2nd period

GARY DORNHOEFER, 11:24 of 2nd period

DON SALESKI, 11:37 of 2nd period

1976 Quarterfinals #5, April 20, 1976

FIVE GOALS, BOTH TEAMS – 3 minutes 20 seconds

vs. Minnesota, Paul Shmyr, 13:20 of 1st period

Steve Christoff, 13:59 of 1st period

KEN LINSEMAN, 14:54 of 1st period

TOM GORENCE, 15:36 of 1st period

KEN LINSEMAN, 16:40 of 1st period

1980 Semifinals #1, April 29, 1980

### LONGEST...

GAME – 152 minutes, 1 second

at Pittsburgh, 2000 Conference Semifinal #4, May 4, 2000

GAME AT HOME – 90 minutes 7 seconds

vs. Boston, 1977 Semifinals #2, April 26, 1977

GAME ON ROAD – 152 minutes, 1 second

at Pittsburgh, 2000 Conference Semifinal #4, May 4, 2000

### TEAM RECORDS FOR ONE PERIOD

#### MOST...

GOALS – 5

vs. Toronto, 2nd period, 1976 Quarterfinals #7, April 25, 1976

vs. Calgary, 1st period, 1981 Quarterfinals #5, April 22, 1981

vs. NY Rangers, 2nd period, 1985 Division Semifinals #3,

April 13, 1985

vs. NY Rangers, 2nd period, 1986 Division Semifinals #4,

April 14, 1986

vs. NY Rangers, 3rd period, 1987 Division Semifinals #2,

April 9, 1987

GOALS AGAINST – 6

vs. NY Rangers, 3rd period, 1979 Quarterfinals #5,

April 24, 1979

vs. Pittsburgh, 1st period, 1989 Division Finals #5,

April 25, 1989

GOALS, BOTH TEAMS\*\* – 9

vs. NY Rangers (Rangers 6/FLYERS 3), 3rd period,

1979 Quarterfinals #5, April 24, 1979

SHOTS ON GOAL, HOME – 20

vs. Toronto, 2nd period, 1976 Quarterfinals #7,

April 25, 1976

vs. Minnesota, 2nd period, 1980 Semifinals #2,

May 1, 1980

SHOTS ON GOAL, AWAY – 28

at Pittsburgh 1997 Conference Quarterfinals #3,

April 21, 1997

SHOTS ON GOAL AGAINST, HOME – 20

vs. Pittsburgh, 2nd period, 2009 Conference Quarterfinals

#6, April 25, 2009

SHOTS ON GOAL AGAINST, AWAY – 27

vs. Toronto, 2nd period, 1976 Quarterfinals #3, April 15, 1976

vs. Islanders, 2nd period, 1985 Division Finals #3,

April 23, 1985

SHOTS ON GOAL, BOTH TEAMS – 39

at Pittsburgh, (FLYERS 28/Pittsburgh 11), 1st period,

1997 Conference Quarterfinals #3, April 21, 1997

### FEWEST...

SHOTS ON GOAL – 1

vs. NY Rangers, 1st overtime period,

1979 Quarterfinals #1, April 16, 1979

vs. NY Islanders, 1st overtime period,

1980 Finals #1, May 13, 1980

vs. Quebec, 1st overtime period,

1981 Preliminary series #4, April 12, 1981

vs. Toronto, 2nd period, 2004 Conference Semifinals #2,

April 25, 2004

SHOTS ON GOAL, 20 – MINUTE PERIOD – 1

vs. Toronto, 2nd period, 2004 Conference Semifinals #2, April

25, 2004

SHOTS ON GOAL AGAINST\*\* – 0

vs. Colorado, 1st overtime period, 1978

Preliminary series #1, April 11, 1978

SHOTS ON GOAL AGAINST, 20 – MINUTE PERIOD – 1

vs. Boston, 3rd period, 1977 Semifinals #2, April 26, 1977

### INDIVIDUAL RECORDS: PLAYOFF CAREER

#### MOST...

POINTS – 119

Bobby Clarke

PENALTY MINUTES – 363

Dave Schultz

YEARS IN PLAYOFFS – 13

Bobby Clarke

HAT TRICKS – 3

Rick MacLeish,

Tim Kerr

ASSISTS – 77

Bobby Clarke

GOALS – 53

Rick MacLeish,

Bill Barber

GAMES PLAYED – 136

Bobby Clarke

### INDIVIDUAL RECORDS: PLAYOFF YEAR

#### MOST...

ASSISTS – 20

Pelle Eklund, 1987

GOALS\*\* – 19

Reggie Leach, 1976

HAT TRICKS – 2

Rick MacLeish, 1975

POINTS – 28

Brian Propp, 1987

SHORTHANDED GOALS\*\* – 3

Bill Barber, 1980

PENALTY MINUTES – 139

Dave Schultz, 1974

SHUTOUTS – 4

Bernie Parent, 1975

MINUTES PLAYED

BY A GOALIE – 1,540

Ron Hextall, 1987

### INDIVIDUAL RECORDS: PLAYOFF SERIES

#### MOST...

ASSISTS – 8

Bob Dailey vs. Toronto, 1977 Quarterfinals

Ken Linseman vs. Quebec, 1981 Preliminary series

Ken Linseman vs. Calgary, 1981 Quarterfinals

ASSISTS AGAINST – 9

Darryl Sittler, Toronto, 1977 Quarterfinals

GOALS – 10

Tim Kerr vs. Pittsburgh, 1989 Division Finals

POWER PLAY GOALS – 5

Tim Kerr vs. Pittsburgh, 1989 Division Finals

## FLYERS PLAYOFF RECORDS 1967-2009

### SHORTHANDED GOALS\*\* – 3

Bill Barber vs. Minnesota, 1980 Semifinals

### GOALS AGAINST – 7

Wayne Gretzky, Edmonton, 1985 Finals

### PENALTY MINUTES\* – 116

Dave Schultz vs. Toronto, 1976 Quarterfinals

### PENALTY MINUTES BY OPPONENT – 72

Dave Williams, Toronto, 1976 Quarterfinals

### POINTS – 12

Bill Barber (9 Goals/3 Assists), vs. Minnesota, 1980 Semifinals

### POINTS AGAINST – 11

Mike Bossy, NY Islanders (4 Goals/7 Assists), 1980 Finals

Darryl Sittler, Toronto (2 Goals/9 Assists),

1977 Quarterfinals

Wayne Gretzky, Edmonton (7 Goals/4 Assists), 1985 Finals

### SHUTOUTS – 2

Bernie Parent vs. Toronto, 1975 Quarterfinals

Roman Cechmanek vs. Ottawa, 2003 Eastern Conference Semifinals

## INDIVIDUAL RECORDS: PLAYOFF GAME

### MOST...

#### ASSISTS – 4

Bobby Clarke vs. Boston, 1976 Semifinal #5, May 6, 1976

Bob Dailey vs. Minnesota, 1980 Semifinal #2, May 1, 1980

Ken Linseman vs. Calgary, 1981 Quarterfinal #5,

April 22, 1981

Brian Propp vs. Edmonton, 1987 Final #5, May 26, 1987

Mark Recchi vs. Pittsburgh, 2000 Conference Semifinal #5, May 7, 2000

#### GOALS\*\* – 5

Reggie Leach vs. Boston, 1976 Semifinals #5, May 6, 1976

#### GOALS AGAINST\*\* – 5

Darryl Sittler, Toronto, 1976 Quarterfinals #6,

April 22, 1976

Mario Lemieux, Pittsburgh, 1989 Division Finals #5,

April 25, 1989

#### PENALTY MINUTES\* – 42

Dave Schultz vs. Toronto, 1976 Quarterfinals #6,

April 22, 1976

#### PENALTY MINUTES BY OPPONENT – 34

Dave Williams, Toronto, Quarterfinals #6, April 22, 1976

#### POINTS – 5

Reggie Leach (5 Goals/0 Assists) vs. Boston,

1976 Semifinals #5, May 6, 1976

Bob Dailey (1 Goal/4 Assists) vs. Minnesota,

1980 Semifinals #2, May 1, 1980

Mark Recchi (1 Goal/4 Assists) vs. Pittsburgh,

2000 Conference Semifinals #5, May 7, 2000

### POINTS AGAINST\*\* – 8

Mario Lemieux, Pittsburgh (5 Goals/3 Assists),

1989 Division Finals #5, April 25, 1989

### POWER PLAY GOALS\*\* – 3

Tim Kerr vs. NY Rangers, 2nd period,

1985 Division Semifinals #3, April 13, 1985

### FASTEST...

#### TWO GOALS – 41 seconds

Eric Lindros at Buffalo, 8:32 of 2nd period,

9:13 of 2nd period, 1997 Conference Semifinals #5,

May 11, 1997

#### THREE GOALS – 3 minutes 24 seconds

Tim Kerr vs. NY Rangers, 14:58 of 2nd period,

16:42 of 2nd period, 18:22 of 2nd period,

1985 Division Semifinals #3, April 13, 1985

#### FOUR GOALS\* – 8 minutes 16 seconds

Tim Kerr vs. NY Rangers, 10:06 of 2nd period,

14:58 of 2nd period, 16:42 of 2nd period,

18:22 of 2nd period, 1985 Division Semifinals #3,

April 13, 1985

## INDIVIDUAL RECORDS: PLAYOFF PERIOD

### MOST...

#### ASSISTS\*\* – 3

Barry Ashbee vs. Minnesota, 2nd period,

1973 Quarterfinals #2, April 5, 1973

Ken Linseman vs. Calgary, 1st period,

1981 Quarterfinals #5, April 22, 1981

Peter Zedel vs. NY Rangers, 2nd period,

1985 Division Semifinals #3, April 13, 1985

Tim Kerr vs. NY Islanders, 1st period,

1985 Division Finals #2, April 21, 1985

Paul Coffey vs. Buffalo, 1st period,

1997 Conference Semifinals #3, May 7, 1997

Rod Brind'Amour at Buffalo, 2nd period,

1997 Conference Semifinals #5, May 11, 1997

#### GOALS\*\* – 4

Tim Kerr at NY Rangers, 2nd period,

1985 Division Semifinals #3, April 13, 1985

#### POWER PLAY GOALS\* – 3

Tim Kerr at NY Rangers, 2nd period,

1985 Division Semifinals #3, April 13, 1985

#### POINTS\*\* – 4

Tim Kerr at NY Rangers, 2nd period,

1985 Division Semifinals #3, April 13, 1985

## INDIVIDUAL RECORDS: MISCELLANEOUS

### LOWEST GOALS AGAINST AVERAGE, PLAYOFF YEAR – 1.35

Bernie Parent, 1968

### MOST CONSECUTIVE GAMES SCORING A GOAL\* – 10

Reggie Leach, April 17, 1976 to May 9, 1976

### FASTEST GOAL FROM START OF PERIOD (other than first)\* – 6 sec.

Pelle Eklund, 2nd period, 1989 Division Finals #5,

April 25, 1989

\*NHL Record    \*\*Ties NHL Record

## FLYERS SEVENTH GAME PLAYOFF RESULTS 1967-2009

April 18, 1968	St. Louis	3	at	FLYERS	1
May 5, 1974	NY Rangers	3	at	FLYERS	4
May 13, 1975	NY Islanders	1	at	FLYERS	4
April 25, 1976	Toronto	3	at	FLYERS	7
April 26, 1981	Calgary	4	at	FLYERS	1
May 2, 1987	NY Islanders	1	at	FLYERS	5
May 31, 1987	FLYERS	1	at	Edmonton	3
April 16, 1988	FLYERS	4	at	Washington	5 (OT)
April 29, 1989	FLYERS	4	at	Pittsburgh	1
May 26, 2000	New Jersey	2	at	FLYERS	1
April 22, 2003	Toronto	1	at	FLYERS	6
May 22, 2004	FLYERS	1	at	Tampa Bay	2
April 22, 2008	FLYERS	3	at	Washington	2 (OT)

The Flyers are 7-6 in 7th Games.

### ADDITIONAL SERIES DECIDING GAME RESULTS 1967-2009

April 14, 1979	Vancouver	2	at	FLYERS	7	FLYERS win Preliminary Round,	2-1
April 14, 1981	Quebec	2	at	FLYERS	5	FLYERS win Preliminary Round,	3-2
April 15, 1986	NY Rangers	5	at	FLYERS	2	Rangers win Preliminary Round,	3-2

### FLYERS BEST-OF-SEVEN PLAYOFF SERIES RECORDS

	GAME 1	GAME 2	GAME 3	GAME 4	GAME 5	GAME 6	GAME 7
Record in:	28-32	34-26	30-30	29-31	31-21	16-17	7-6
	GAME 1	GAME 2	GAME 3	GAME 4	GAME 5	GAME 6	NEXT RD.
Series Record When Winning:	20-8	27-7	21-9	21-8	24-7	12-4	*
Series Record When Losing:	13-19	6-20	12-18	12-19	6-15	6-11	

\*After winning Game 7, the Flyers have won the following series, five times (5-2)

	Leading 1-0	Trailing 0-1
Flyers Game 2 Record When:	16-12	18-14
Flyers Series Record When:	20-8	13-19

	Leading 2-0	Trailing 0-2	Tied 1-1
Flyers Game 3 Record When:	9-7	8-6	13-17
Flyers Series Record When:	16-0	2-12	15-15

	Leading 3-0	Leading 2-1	Trailing 0-3	Trailing 1-2
Flyers Game 4 Record When:	3-6	13-7	1-5	12-13
Flyers Series Record When:	9-0	17-3	0-6	7-18

	Leading 3-1	Trailing 3-1	Tied 2-2
Flyers Game 5 Record When:	12-7	7-7	12-7
Flyers Series Record When:	17-2	0-14	13-6

	Leading 3-2	Trailing 3-2
Flyers Game 6 Record When:	11-8	5-9
Flyers Series Record When:	17-2	1-13

Flyers Record when facing elimination:\* 24-33

\*Includes best-of-three and best-of-five series

# FLYERS PLAYOFF OVERTIME RESULTS 1967-2009

GOAL SCORER	DATE	SCORE	OPPONENT	TIME	RECORD
Larry Keenan	Apr. 10, 1968	2-3	@ St. Louis	24:10	0-1
Don Blackburn	Apr. 16, 1968	2-1	@ St. Louis	31:18	1-1
Gary Dornhoefer	Apr. 10, 1973	3-2	vs. Minnesota	8:35	2-1
Rick MacLeish	Apr. 14, 1973	5-4	@ Montreal	2:56	3-1
Larry Robinson	Apr. 16, 1973	3-4	@ Montreal	6:45	3-2
Dave Schultz	Apr. 14, 1974	4-3	@ Atlanta	5:40	4-2
Rod Gilbert	Apr. 28, 1974	1-2	@ NY Rangers	4:20	4-3
Bobby Clarke	May 9, 1974	3-2	@ Boston	12:01	5-3
Andre Dupont	Apr. 19, 1975	4-3	@ Toronto	1:45	6-3
Bobby Clarke	May 1, 1975	5-4	vs. NY Islanders	2:56	7-3
Jude Drouin	May 7, 1975	3-4	@ NY Islanders	1:53	7-4
Rene Robert	May 20, 1975	4-5	@ Buffalo	18:29	7-5
Reggie Leach	Apr. 29, 1976	2-1	vs. Boston	13:38	8-5
Rick MacLeish	Apr. 15, 1977	4-3	@ Toronto	2:55	9-5
Reggie Leach	Apr. 17, 1977	6-5	@ Toronto	19:10	10-5
Rick Middleton	Apr. 24, 1977	3-4	vs. Boston	2:57	10-6
Terry O'Reilly	Apr. 26, 1977	4-5	vs. Boston	30:07	10-7
Mel Bridgman	Apr. 11, 1978	3-2	vs. Colorado	0:23	11-7
Rick Middleton	May 2, 1978	2-3	@ Boston	1:43	11-8
Ken Linseman	Apr. 16, 1979	3-2	vs. NY Rangers	10:44	12-8
Bobby Clarke	Apr. 8, 1980	4-3	vs. Edmonton	8:06	13-8
Ken Linseman	Apr. 11, 1980	3-2	@ Edmonton	23:56	14-8
Denis Potvin	May 13, 1980	3-4	vs. NY Islanders	4:07	14-9
Bobby Nystrom	May 24, 1980	4-5	@ NY Islanders	7:11	14-10
Dale Hunter	Apr. 12, 1981	3-4	@ Quebec	0:37	14-11
Mark Howe	Apr. 10, 1985	5-4	vs. NY Rangers	8:01	15-11
Peter Statsny	May 5, 1985	1-2	@ Quebec	6:20	15-12
Ilkka Sinisalo	May 4, 1987	4-3	vs. Montreal	9:11	16-12
Jari Kurri	May 20, 1987	2-3	@ Edmonton	6:50	16-13
Murray Craven	Apr. 10, 1988	5-4	vs. Washington	1:18	17-13
Dale Hunter	Apr. 16, 1988	4-5	@ Washington	5:57	17-14
Kelly Miller	Apr. 8, 1989	3-4	vs. Washington	0:51	17-15
Phil Bourque	Apr. 21, 1989	3-4	vs. Pittsburgh	12:08	17-16
Dave Poulin	May 9, 1989	2-1	@ Montreal	5:02	18-16
Karl Dykhuis	May 7, 1995	4-3	vs. Buffalo	10:06	19-16
Eric Desjardins	May 21, 1995	5-4	vs. NY Rangers	7:03	20-16
Kevin Haller	May 22, 1995	4-3	vs. NY Rangers	0:25	21-16
Eric Lindros	June 7, 1995	3-2	@ New Jersey	4:19	22-16
Brian Bellows	Apr. 18, 1996	1-2	vs. Tampa Bay	9:05	22-17
Alexander Selivanov	Apr. 21, 1996	4-5	@ Tampa Bay	2:04	22-18
Dave Lowry	May 9, 1996	3-4	@ Florida	4:06	22-19
Mike Hough	May 12, 1996	1-2	vs. Florida	28:05	22-20
Ed Ronan	May 9, 1997	4-5	vs. Buffalo	6:24	22-21
Michal Grosek	May 1, 1998	2-3	vs. Buffalo	5:40	22-22
Yanic Perreault	Apr. 30, 1999	1-2	@ Toronto	11:51	22-23
Stu Barnes	Apr. 18, 2000	2-3	@ Buffalo	4:42	22-24
Andy Delmore	May 2, 2000	4-3	@ Pittsburgh	11:01	23-24
Keith Primeau	May 4, 2000	2-1	@ Pittsburgh	92:01	24-24
Jay McKee	Apr. 14, 2001	3-4	vs. Buffalo	18:02	24-25
Curtis Brown	Apr. 17, 2001	3-4	@ Buffalo	6:13	24-26
Ruslan Fedotenko	Apr. 17, 2002	1-0	vs. Ottawa	7:47	25-26
Martin Havlat	Apr. 26, 2002	1-2	vs. Ottawa	7:33	25-27
Tomas Kaberle	Apr. 14, 2003	3-4	@ Toronto	27:20	25-28
Mark Recchi	Apr. 16, 2003	3-2	@ Toronto	53:54	26-28
Travis Green	Apr. 21, 2003	1-2	@ Toronto	30:51	26-29
Wade Redden	Apr. 29, 2003	2-3	vs. Ottawa	6:43	26-30
Jeremy Roenick	May 4, 2004	3-2	@ Toronto	7:39	27-30
Simon Gagne	May 20, 2004	5-4	vs. Tampa Bay	18:18	28-30
Daniel Briere	Apr. 22, 2006	2-3	@ Buffalo	27:31	28-31
Mike Knuble	Apr. 17, 2008	4-3	vs. Washington	26:40	29-31
Joffrey Lupul	Apr. 22, 2008	3-2	@ Washington	6:06	30-31
Tom Kostopoulos	Apr. 24, 2008	3-4	@ Montreal	0:48	30-32
Bill Guerin	Apr. 17, 2009	2-3	@ Pittsburgh	18:29	30-33

Longest OT game: Home: 30:07, April 26, 1977, Goal scored by Terry O'Reilly - Boston 5 FLYERS 4  
 Away: 92:01, May 4, 2000, Goal scored by Keith Primeau - FLYERS 2 Pittsburgh 1

Shortest OT game: Home: 0:23, April 11, 1978, Goal scored by Mel Bridgman - FLYERS 3 Colorado 2  
 Away: 0:37, April 12, 1981, Goal scored by Dale Hunter - Quebec 4 FLYERS 3

## FLYERS PLAYOFF HAT TRICKS - 1967-2009

YEAR	PLAYER	DATE	SCORE	GOALTENDERS
1967-68	R. Paiement	April 13	St. Louis 1 at FLYERS 6	G. Hall
1973-74	R. MacLeish (a)	April 11	Atlanta 1 at FLYERS 5	P. Myre
1974-75	R. MacLeish	April 13	Toronto 3 at FLYERS 6	G. McRae
	R. MacLeish	May 13	NY Islanders at FLYERS 4	G. Reach
1975-76	D. Saleski	April 20	Toronto 1 at FLYERS 7	W. Thomas
	R. Leach (b)	May 6	Boston 3 at FLYERS 6	G. Gilbert
1979-80	B. Barber (c)	May 4	FLYERS 5 at Minnesota 3	G. Meloche
	P. Holmgren	May 15	NY Islanders 3 at FLYERS 8	B. Smith (2), G. Resch
1980-81	B. Barber	April 9	Quebec 5 at FLYERS 8	D. Bouchard
	B. Propp (a)	April 22	Calgary 4 at FLYERS 9	P. Riggan
1984-85	T. Kerr (a,c)	April 13	FLYERS 6 at NY Rangers 5	G. Hanlon
	B. Propp (a)	April 21	NY Islanders at FLYERS 5	B. Smith
1985-86	P. Zedel	April 14	FLYERS 7 at NY Rangers 1	J. Vanbiesbrouck
1986-87	T. Kerr	April 20	NY Islanders 2 at FLYERS 4	K. Hrudey
	Eklund	May 10	FLYERS 6 at Montreal 3	B. Hayward (1), P. Roy (2)
1988-89	T. Kerr (a)	April 19	FLYERS 4 at Pittsburgh 2	T. Barrasso
1994-95	J. LeClair	May 21	NY Rangers 4 at FLYERS 5 (OT)	M. Richter
1996-97	E. Lindros	May 20	FLYERS 6 at NY Rangers 3	M. Richter (2), ENG (1)
1999-00	A. Delmore	May 7	Pittsburgh 3 at FLYERS 6	R. Tugnutt (2), P. Skudra (1)
2003-04	K. Primeau	May 2	Toronto 2 at FLYERS 7	E. Belfour (2), T. Kidd (1)

(A) NATURAL HAT TRICK, (B) FIVE GOALS, (C) FOUR GOALS

## FLYERS PLAYOFF HAT TRICKS AGAINST - 1967-2009

YEAR	PLAYER	DATE	SCORE	GOALTENDERS
1970-71	J. Pappin	April 11	Chicago 6 at FLYERS 2	B. Gamble
1975-76	D. Sittler (a)	April 22	FLYERS 5 at Toronto 8	B. Parent
1976-77	L. McDonald (b)	April 17	FLYERS 6 at Toronto 5	W. Stephenson
1979-80	R. Duguay	April 20	FLYERS 2 at NY Rangers 4	P. Peters
1984-85	W. Gretzky	May 25	FLYERS 3 at Edmonton 4	P. Lindbergh
1988-89	M. Lemieux (a)	April 25	FLYERS 7 at Pittsburgh 10	R. Hextall (4), ENG (1)
1996-97	W. Gretzky	May 18	NY Rangers 5 at FLYERS 4	G. Snow
2002-03	A. Mogilny	April 9	Toronto 5 at FLYERS 3	R. Cechmanek (2), ENG (1)
2005-06	J.P. Dumont	April 24	FLYERS 2 at Buffalo 8	R. Esche (2), A. Niittymaki (1)
	J. Pominville	April 24	FLYERS 2 at Buffalo 8	R. Esche (1), A. Niittymaki (2)

## FLYERS PLAYOFF PENALTY SHOTS - 1967-2009

PLAYER	DATE	OPPONENT	HOME/AWAY	GOALTENDER	RESULT
Bill Barber	May 7, 1975	NY Islanders	Away	Glenn Resch	No Goal
Ron Sutter	May 28, 1985	Edmonton	Away	Grant Fuhr	No Goal
Dave Poulin	May 30, 1985	Edmonton	Away	Grant Fuhr	No Goal
Eric Lindros	May 11, 1997	Buffalo	Away	Steve Shields	Goal
Eric Desjardins	April 16, 2000	Buffalo	Away	Dominik Hasek	No Goal
Mark Recchi	April 11, 2001	Buffalo	Home	Dominik Hasek	No Goal
Mike Richards	April 15, 2008	Washington	Home	Cristobal Huet	Goal

## PLAYOFF PENALTY SHOTS VS. FLYERS - 1967-2009

PLAYER	DATE	OPPONENT	HOME/AWAY	GOALTENDER	RESULT
Mats Sundin	April 22, 1999	Toronto	Away	John Vanbiesbrouck	No Goal
Robert Reichel	April 21, 2003	Toronto	Away	Roman Cechmanek	No Goal
Derek Roy	April 28, 2006	Buffalo	Home	Robert Esche	No Goal
Andrei Kostitsyn	April 24, 2008	Montreal	Away	Martin Biron	No Goal

## FLYERS PLAYOFF SHUTOUTS - 1967-2009

### FOR

### AGAINST

FOR				FLYERS	AGAINST				FLYERS
YEAR	DATE	OPPONENT	SCORE	GOALIE	YEAR	DATE	OPPONENT	SCORE	GOALIE
1972-73	April 8	Minnesota	3-0	Favell	1967-68	April 4	ST. LOUIS	1-0	G. Hall
1973-74	April 20	NY RANGERS	4-0	Parent	1968-69	April 3	St. Louis	5-0	J. Plante
	May 19	BOSTON	1-0	Parent		April 5	ST. LOUIS	3-0	J. Plante
1974-75	April 15	TORONTO	3-0	Parent	1972-73	April 4	MINNESOTA	3-0	C. Maniago
	April 17	Toronto	2-0	Parent		April 7	Minnesota	5-0	C. Maniago
	April 29	NY ISLANDERS	4-0	Stephenson	1976-77	May 1	Boston	3-0	G. Cheevers
	May 4	NY Islanders	1-0	Parent	1978-79	April 22	NY Rangers	6-0	J. Davidson
	May 27	Buffalo	2-0	Parent	1980-81	April 11	Quebec	2-0	D. Bouchard
1976-77	April 19	TORONTO	2-0	Stephenson	1986-87	April 8	NY RANGERS	3-0	J. Vanbiesbrouck
1979-80	April 19	NY Rangers	3-0	Peeters	1988-89	May 3	Montreal	3-0	P. Roy
	May 1	MINNESOTA	7-0	Myre		May 7	MONTREAL	3-0	P. Roy
1980-81	April 16	Calgary	4-0	St. Croix	1995-96	May 2	FLORIDA	2-0	J. Vanbiesbrouck
1984-85	April 18	NY ISLANDERS	3-0	Lindbergh	1998-99	May 2	TORONTO	1-0	C. Joseph
	April 28	NY ISLANDERS	1-0	Lindbergh	1999-00	April 27	PITTSBURGH	2-0	R. Tugnutt
	May 16	QUEBEC	3-0	Lindbergh	2000-01	April 21	Buffalo	8-0	D. Hasek
1986-87	April 11	NY RANGERS	3-0	Hextall	2001-02	April 20	OTTAWA	3-0	P. Lalime
	April 16	NY RANGERS	5-0	Hextall		April 22	Ottawa	3-0	P. Lalime
1988-89	April 22	Toronto	3-0	Vanbiesbrouck		April 24	Ottawa	3-0	P. Lalime
1999-00	April 16	Buffalo	2-0	Boucher	2005-06	April 30	Buffalo	3-0	R. Miller
2001-02	April 17	OTTAWA	1-0 (OT)	Cechmanek	2007-08	May 18	Pittsburgh	6-0	M. Fleury
2002-03	April 27	Ottawa	2-0	Cechmanek					
	May 1	OTTAWA	1-0	Cechmanek					
2003-04	April 14	New Jersey	3-0	Esche					
2007-08	April 13	Washington	2-0	Biron					
2008-09	April 23	Pittsburgh	3-0	Biron					

HOME GAMES IN CAPS

### Community Relations

The Philadelphia Flyers are dedicated to improving the Greater Philadelphia Region, which has supported us so well over the years, through our leadership of and assistance with various community events and programs. The Community Relations and Fan Development Departments focus their efforts on programs that assist in the development and positive growth of children, using the sport of hockey as the means to touch the lives of others.

Specific community activities include hospital visits, youth hockey clinics, holiday volunteering, educational assemblies and seminars, and donations of autographed and promotional items to charitable organizations. With support from the entire Flyers organization, we strive to make our community a better place to live.

### Community Teammates

Flyers Community Teammates was developed to recognize an individual or group for their positive contributions to the local community. The Philadelphia Flyers are accepting nominations for this exciting program. Anyone can nominate a neighbor, friend or relative who is a firefighter, policeman, rescue worker, or just an everyday hero like a teacher or community leader who is making a difference. The program awards two tickets to a Flyers home game, a personalized Flyers jersey, and recognition on the Arenavision scoreboard at the game.



Nominations must include the person's name, address, e-mail address, telephone number, name of hometown newspaper, and why the individual should be chosen by the Flyers as a Community Teammate. Entries can be submitted via e-mail to [flyerscommunity@comcast-spectacor.com](mailto:flyerscommunity@comcast-spectacor.com), or in writing to:

Philadelphia Flyers  
Attn: Flyers Community Teammates  
3601 South Broad Street  
Philadelphia, PA 19148



### Jr. Flyers Club

The Junior Flyers Club is an exciting and fun way for young fans to be part of the Flyers team. The Club is open to all children 14 and under for the low price of \$25. Members receive an official welcome letter from their favorite Flyer as well as exclusive gifts and benefits. As always, the club is free for children and grandchildren of full season ticket holders, however we encourage all children to join so that they feel involved in our community as well. Membership runs from September 1, 2009 until August 31, 2010.

Some of the benefits given to Junior Flyers Club members:

- Welcome letter
- Unique gift for all members
- Access to Junior Flyers Club section of Flyers website
- Birthday card from the Flyers
- Exclusive contests available only to members
- In-game features
- Invitation to exclusive annual Junior Flyers Club event



For more information on membership, please contact:

Public Membership – [flyerscommunity@comcast-spectacor.com](mailto:flyerscommunity@comcast-spectacor.com)

Season Ticket Holder Membership – [flyersservice@comcast-spectacor.com](mailto:flyersservice@comcast-spectacor.com)

### Face off for Fitness

"Face Off for Fitness" is a program designed to show children the importance of choosing a healthy lifestyle. Members of the Philadelphia Flyers Community Relations staff will take this message to area schools, recreation centers, and after-school programs to educate children on the benefits of eating healthy and exercising. Fun activities are used, as well as player's favorite nutritional recipes to increase nutritional awareness and encourage children to make proper decisions based on their knowledge of a healthy lifestyle.



### Holiday Initiatives

During the Holidays the Philadelphia Flyers organization takes a leading role in the community engaging our fan base in the effort as well! Previous initiatives have included the player's holiday visit to the Children's Hospital of Philadelphia, a "pre-game meal" at the Ronald McDonald House, and "trick or treating" through St. Christopher's Hospital for Children. This past season the Flyers also teamed up with the Salvation Army and Child Abuse Prevention Effort to build a toy mountain of gifts donated by the Flyers themselves and fans of the community.



### Awareness Nights

The Community Relations Department embraces the role as community leader and uses that position to address and create awareness to existing and new initiatives in health care such as Breast Cancer, Autism, and Heart Health. The Flyers are also involved with local initiatives such as Philadelphia Animal Wellness Society (PAWS), promoting the adoption and well being of homeless animals, Greater Philadelphia Cares Coat Drive, and Philabundance Food Drive.

### Hat Tricks for Kids

"Hat Tricks for Kids" was developed in order to provide support for children battling cancer in oncology units throughout the Delaware Valley. Members of the Flyers organization visit local hospitals several times during the year to visit with the children and distribute Flyers goodies. Since the children in our community are so important to the Flyers, we show our admiration for them, as well as try to bring a little cheer and hope to their lives during such a difficult time.

PHILADELPHIA FLYERS  
HAT TRICKS FOR KIDS







### Make Reading Your Goal

"Make Reading Your Goal" caters to the Flyers number one goal of assisting the community. "Make Reading Your Goal" encourages students in elementary school to read outside of school and shows them that reading is fun. This program not only works to improve children's literacy levels, but helps to prepare them for life after school. Consistent with the Flyers' message of teamwork, this program will show students the value of reading and accomplishing goals.



### Fan Club

One option the Flyers offer to be a part of the team is the Philadelphia Flyers Fan Club. This is an exciting way for fans to get more involved in the team, and to receive exclusive news and invitations to several offers and events throughout the year. These many special features are offered only to the Fan Club. As a member of the Philadelphia Flyers Fan Club, you are entitled to:

Newsletter, "The Puck"

Monthly Meetings

Exclusive Trips

An Annual Luncheon and/or Dinner with the Flyers Organization

Road Game Viewing Parties

To find out more information please visit [www.flyersfanclub.org](http://www.flyersfanclub.org), or contact MaryAnn Corner at:

**MaryAnn Corner**  
**PFFC Corresponding Secretary**  
**3601 South Broad Street**  
**Philadelphia, PA 19148**

### Get Well Cards

The Philadelphia Flyers are pleased to send get-well cards to any fan that is sick or in the hospital. Because it is not always possible to send a player on a hospital visit, the Flyers are more than happy to send some get-well cheer to your friend or family member with an autographed get-well card.

If you know of a Flyers fan that is in need of a get well wish, please call us at **(215) 952-5763**, email us at: [flyerscommunity@comcast-spectacor.com](mailto:flyerscommunity@comcast-spectacor.com), or write to us at:

**Philadelphia Flyers**  
**Attn: Community Relations**  
**3601 South Broad Street**  
**Philadelphia, PA 19148**

Please be sure to include the name of the person receiving the card, and an address to send it to. Please provide a home address rather than a hospital address because often times rooms change or patients are released and the card may be misplaced.



## Flyers Inflatable

The Flyers have an interactive inflatable game that travels to various events to help bring hockey awareness to communities throughout the Delaware Valley. The Flyers inflatable game is a 16' x 16' x 8' slap shot cage that allows fans to take their best shot at beating a stationary goalie. The Flyers inflatable is perfect for any event, large or small.

For more information, or to book an inflatable appearance, please call us at: **(215) 952-5763**.

## Hooked on Hockey

Hooked on Hockey is a fun program that seeks to create hockey awareness among children throughout the Delaware Valley. Throughout the Hooked on Hockey clinic, Flyers staff members teach kids basic hockey skills in an enjoyable environment. This summer program introduces children to street hockey, while providing them with the fundamentals that will translate to hockey at any level. Each Hooked on Hockey event includes an introduction of basic hockey fundamentals, such as stick handling, passing, and shooting through scrimmages, skill competitions, and other fun activities. Flyers Ambassador of Hockey, Bob "The Hound" Kelly, and members of the CR Staff host the event and interact with participants throughout the session. In support of this grassroots initiative, the Flyers will contribute Mylec hockey sticks to all participants in an effort to keep children "hooked on hockey." The Flyers visited 54 locations and got over 4,600 kids "hooked on hockey" during 2008-2009.



For additional information, or to book a Hooked on Hockey event for 2009-2010, please call us at **(215) 952-5999** or email us at: **JTempesta@comcast-spectacor.com**.

## Flyers School Assembly Program

The Flyers School Assembly Program was designed to teach children in grades 1-6 the importance of using teamwork to achieve their goals in school, sports, and at home. Flyers Ambassador of Hockey, Bob "The Hound" Kelly, along with members of the CR staff, educate students on the meaning and importance of teamwork and why working together can be so important. Kelly also discusses his playing career with the Philadelphia Flyers and the need for safety while playing sports. The program uses creative videos, interactive games and presentations to keep children involved and enthused. All students in attendance receive special Flyers giveaways, as well as an interactive Flyers activity book. Over the course of the 2008-2009 school year, the Flyers School Assembly Program visited 75 schools and reached over 22,000 students throughout the Greater Philadelphia region.



For more information on booking a Flyers School Assembly for the 2009-2010 school year, please call the Community Relations Department at: **(215) 952-5999** or e-mail **flyersassembly@comcast-spectacor.com**.

### Bob "The Hound" Kelly

Bob "The Hound" Kelly serves as the Philadelphia Flyers Ambassador of Hockey. During his twelve year playing career, Kelly played 10 seasons for the Philadelphia Flyers. Kelly, a member of both Flyers' Stanley Cup winning teams in '74 and '75, scored the game-winning goal in game six of the Stanley Cup finals against the Buffalo Sabres to clinch the Stanley Cup for the Flyers on May 27, 1975. Kelly was also a member of the Flyers team that put together a 35 game unbeaten streak during the 1979-80 season; a record that has yet to be broken. Kelly retired from professional hockey in 1982 and has served as the Flyers Ambassador of Hockey since 2003.

Kelly remains committed to the Flyers organization today, and works to spread his love of both hockey and the Flyers while assisting the community. As the Ambassador of Hockey, Kelly visits schools, hospitals, golf outings, and other charitable events to support the surrounding community. Kelly works closely with the CR Department to help the sport of hockey grow by conducting in-line and on-ice hockey clinics. He is an integral part of both the School Assembly Program and the Hooked on Hockey street hockey clinic.

In addition, Flyers Hockey Hall of Famers Gary Dornhoefer and Bernie Parent, along with former longtime employee Joe Kadlec, also represent the organization at community events.



If you are interested in having any of our ambassadors make an appearance at your event, please email us at: [flyerscommunity@comcast-spectacor.com](mailto:flyerscommunity@comcast-spectacor.com) or send a letter addressed to:

**Philadelphia Flyers  
Attn: Community Relations  
3601 South Broad Street  
Philadelphia, PA 19148**

If you are interested in a school assembly with Kelly or a Hooked on Hockey clinic, please see the appropriate sections.

**Donation and Appearance Requests**

The Philadelphia Flyers are committed to positively influencing and supporting the community beyond the game of hockey. In keeping with Flyers tradition, we have a responsibility to give back to the community that has supported us for so many years. With that in mind, we are happy to help you or your charity reach your goals as often as possible. If you have a fundraiser and are seeking an item to auction, raffle off, or to be used as a door prize, please write to us. We will do our best to accommodate your request in a timely manner. Please understand that due to the large volume of requests received, all requests must be made 4-6 weeks in advance of the fundraiser date. Please submit requests on organization or event letterhead to:

**Philadelphia Flyers  
Attn: Community Relations  
3601 South Broad Street  
Philadelphia, PA 19148**

Please be sure to include the following information with your request, failure to include the required items may result in denial. The Donation Policy can also be found online under the Community tab / Community Relations. All requests must include:

Description/mission of the organization  
Date, time, and location of the event  
Event purpose/ beneficiary  
How the item will be used (raffle, door prize, auction, ect.)  
Contact name, telephone number, and complete street address

Our players and all of the members of the Flyers organization are committed to assisting the community in whatever ways possible. While the organization and players work to bring home the Stanley Cup, they also recognize their roles as public figures. The Flyers commitment to community involvement inspires players, alumni, and other members of the Flyers' organization to try and accommodate as many public appearances as possible. Please be aware that some appearances may require a fee.

All appearance requests for players, Ambassador of Hockey Bob Kelly, or Flyers Alumni, should be made in writing and addressed to:

**Philadelphia Flyers  
Attn: Community Relations  
3601 South Broad Street  
Philadelphia, PA 19148**

You may also contact us by phone **(215) 952-5763**  
or by email at: **flyerscommunity@comcast-spectacor.com**

Our Area of Focus: The Flyers organization places priority on supporting communities where our fans and employees live and work. We support many organizations and charities, including groups assisting disadvantaged youths, educational development, and youth hockey programs. Preference is given to organizations meeting the above criteria. The Philadelphia Flyers are unable to accommodate out-of-area requests, monetary donations, ticket donations, or charitable sponsorships.



For over 25 years, the Philadelphia Flyers have been innovators in the promotion and growth of youth hockey in the Delaware Valley. The Flyers' Youth and Amateur Hockey Department has become the area's driving force behind ice hockey. Originally an information and statistics bureau, the department has expanded to include programs aimed at helping the sport to grow at all levels. With the help of corporate sponsorship, the Flyers are able to reach out into the community and help nearly 50,000 youth hockey players every year while exposing the sport to hundreds of thousands of people on an annual basis.



In addition to being a source of information about ice hockey in the Delaware Valley, the Department runs various instructional and recreational programs, each aimed at a different level of interest.

#### **Youth Hockey Hero**

Every month, the Flyers and USA Hockey will honor an individual who has sacrificed countless hours to help grow the game of hockey in the Philadelphia region. Heroes may be nominated by anyone within the local hockey community, and the nomination forms are sent to the Flyers for consideration. The Flyers will select winners based on length of volunteer service and other accomplishments/contributions. Heroes will receive (2) tickets to a select game, where they will be honored during an intermission. A scratched Flyers player will present him/her with an autographed stick.

The Flyers are currently accepting nominations for the 2009-2010 season. Nominations should include the person's name, address, telephone number, occupation, a brief description of the volunteer service performed, and why they should be chosen by the Flyers. Please submit entries by email to: [robaer@comcast-spectacor.com](mailto:robaer@comcast-spectacor.com), or in writing to:

**Philadelphia Youth and Amateur Hockey Development**  
**Attn: Youth Hockey Hero**  
**3601 South Broad Street**  
**Philadelphia, PA 19148**



#### **Ace's Got Skills Competition**

Launched in September 2005 and supported by the National Hockey League and NHL clubs across North America, including the Philadelphia Flyers, Ace's Got Skills is modeled after the NHL's popular All-Star Super Skills Competition and gives boys and girls ages 9-12 the opportunity to come out and test their skill level in key ice hockey categories: fastest skater, most accurate

shooter, shootout, hardest shot, and best goalie. Registration fees collected by the program will benefit the Ace Bailey Children's Foundation. To learn more about Ace's Got Skills and to register for a competition at a rink near you, log on to [www.acesgotskills.com](http://www.acesgotskills.com).

### Flyers Cup

Each year at the end of high school hockey season, the top 52 local teams compete in the Flyers Cup tournament to determine which schools will represent the Philadelphia region in the Pennsylvania State Championships. The 30th Annual Flyers Cup wrapped up on March 21, 2009 with Radnor (Girls), Bayard Rustin (A), Council Rock South (AA), and La Salle College High School (AAA) winning the title in their respective divisions.



### Delaware Valley Rink Guide

The Youth and Amateur Department publishes an annual guide for hockey programs and rinks in the Delaware Valley. The guide includes information on the 150 rinks in the area, including ice hockey, roller hockey, and street hockey rinks. The guide provides thousands of people in the area with information on hockey clubs, high school leagues, hockey camps, figure skating programs, public skating, and much more. Each rink has its own informational page that even includes a map and directions. The Delaware Valley Rink Guide is a helpful tool for local hockey parents and newcomers to the area.

To request your free guide, call us at **(215) 952-5999**.

### Flyers On-Ice Clinics

The Flyers are committed to teaching local youth hockey players basic hockey skills. The Flyers on-ice clinics help children learn the fundamentals of ice hockey while using fun and interactive drills. The Youth and Amateur Hockey Coaching Staff along with Flyers Ambassador of Hockey Bob "The Hound" Kelly, conduct a two-hour clinic. The Clinic is divided into two one-hour sessions, providing each group with a chance to participate on-ice. Each participant will receive an autographed puck, Flyers gifts, the memory of a fun time on the ice, and a better understanding of the game of hockey.

### College Hockey Seminar

The Flyers, in conjunction with USA Hockey, will host the 3rd Annual College Hockey Seminar at the Wachovia Center.



College Hockey coaches from throughout the Philadelphia region and beyond will be on hand to speak with players and parents, and answer their questions. This FREE event is open to all high school-aged hockey players (boys and girls). A few highlights of the program include:

- Hockey Coaches (men and women) from over 30 different NCAA and ACHA programs
- Guest speakers from the Flyers organization
- Financial Aid and Application information available
- Free admission and free parking

For more information or to register, please call the Flyers Youth and Amateur Hockey Department at **(215) 952-5999**.

### Flyers Youth Hockey Shootout

The Flyers Youth Hockey Shootout gives young players a chance to show off their skills in a competitive and fun event. The competition is open to children under the age of 14, and takes place during intermission of a Flyers home game. Players compete in a penalty shootout with the winning team advancing in the round robin competition. Interested organizations are entered into a pool, and eight teams from the Squirt, Pee Wee, and Bantam categories are randomly selected to participate throughout the season.

### Mites on Ice

Mites on Ice is an opportunity for local hockey players in the Mite age bracket to participate in an on-ice scrimmage during intermission of a Flyers home game. The program allows children from various club and in-house leagues throughout the Delaware Valley to play in front of a capacity crowd. For most children, this is their first time feeling the thrill of skating on the same ice as their favorite team. They get to experience the same things their favorite players experience each time they take the ice at the Wachovia Center. All participants receive a free Flyers jersey, and unforgettable memories.

To find out more about the **Youth Hockey Shootout** or **Mites on Ice**, please call the Youth and Amateur Hockey office at **(215) 952-5999**.



### Flyers Pre-and-Post Hockey Games

The Philadelphia Flyers are now offering a chance for local teams to participate in a hockey game before or after select Flyers home games at the Wachovia Center. Just by purchasing group tickets to Flyers home games, teams will have an opportunity to play on the same ice as their Flyers' heroes. For further information, please call the Youth and Amateur office at **(215) 952-5999**.

### PA State High School Championship

The Flyers Youth and Amateur Hockey Department acts as the area coordinator for the Pennsylvania State High School Championships. The three game event takes place in the early spring, immediately following the Flyers Cup Scholastic Championships. It rotates annually between Philadelphia and Pittsburgh, with the 2009 Championship being held at Ice Line in West Chester, PA. Bayard Rustin High School won the State Championship at the "A" level and La Salle College High School won at the "AAA" level.



### **Hockey Week Across Philadelphia**

USA Hockey is leading the hockey community in a nationwide celebration of the sport in "Hockey Weekend Across America," (January 29-31, 2010). The Philadelphia Flyers support this effort with a week of events across the Greater Philadelphia Region to increase public awareness of hockey and provide opportunities for those who have not played hockey to try it.



### **Flyers Coaching Symposium**

Every year the Flyers conduct a symposium for hockey coaches in the Delaware Valley. The symposium is designed to teach local coaches advanced coaching techniques that can be applied to all age levels, and give them an in-depth hockey analysis. The Flyers have a commitment to youth hockey, and that starts at the coaching level. It is important to encourage good habits and techniques in coaches who are responsible for impressionable children in the community. This symposium is targeted to coaches of all hockey levels. Guest speakers have included current Flyers coaches and training staff, the Flyers Youth and Amateur Hockey Staff, college coaches, and nutritionists.



Flyers Coach John Stevens addresses Delaware Valley coaches at recent Symposium.



**ABDUCTION:** Movement of a joint away from the center of the body.

**ACETABULAR LABRUM:** The cartilage flap that is at the edge of the hip joint socket.

**ACETABULUM:** The "socket" of the hip joint.

**AC JOINT (ACROMIOCLAVICULAR JOINT):** Joint of the shoulder where acromion process of the shoulder blade and the distal end of the collarbone meet; most shoulder separations occur at this point.

**ADDUCTION:** Movement of a joint toward the center of the body.

**ADHESION:** Abnormal adherence of collagen fibers to surrounding structures during immobilization following trauma or as a complication of surgery which restricts normal elasticity of the structures involved; or scar tissue which forms after trauma or surgery which can restrict normal motion.

**AEROBIC:** Exercise in which energy needed is supplied by oxygen inspired and is required for sustained periods of vigorous exercise with a continually high pulse rate.

**ANABOLIC STEROIDS:** Steroids that promote tissue growth by creating protein in an attempt to enhance muscle growth. The main anabolic steroid is testosterone (male sex hormone).

**ANAEROBIC:** Exercise without the use of oxygen as an energy source; short bursts of vigorous exercise.

**ANTERIOR:** Front of the body.

**ANTERIOR CRUCIATE LIGAMENT (ACL):** A primary stabilizing ligament within the center of the knee joint that prevents hyperextension and excessive rotation of the joint. A complete tear of the ACL necessitating reconstruction could require up to 12 months of rehabilitation.

**ANTI-INFLAMMATORY:** Any agent, which prevents inflammation, such as aspirin or ibuprofen.

**ARTERIOGRAM:** A film demonstrating arteries after injection of a dye.

**ARTHOGRAM:** X-ray technique for joints using air and/or dye injected into the affected area; useful in diagnosing meniscus tears of the knee and rotator cuff tears of the shoulder. May be done in combination with plain x-rays, a CAT scan, or with an MRI scan. At the hip, or other joints, a local anesthetic may also be injected to clinically determine whether pain originates from structures within the joint.

**ARTHROSCOPE:** An instrument used to visualize the interior of a joint cavity.

**ARTHROSCOPY:** A surgical examination of the internal structures of a joint by means of observation through an arthroscope. An arthroscopic procedure can be used to remove or repair damaged tissue or as a diagnostic procedure in order to inspect the extent of any damage or confirm a diagnosis.

**ATROPHY:** To shrivel or shrink from disuse; as in muscular atrophy.

**BAKER'S CYST:** Localized swelling of a bursa sac in

the back of the knee as a result of fluid that has escaped from the knee capsule. A Baker's cyst indicates that there is a trauma inside the knee joint that leads to excessive fluid production.

**BONE SCAN:** An imaging procedure in which a radioactive-labeled substance is injected into the body to determine the status of a bone injury. If the radioactive substance is taken up by the bone at the injury site, the injury will show as a 'hot spot' on the scan image. The bone scan is particularly useful in the diagnosis of stress fractures.

**BRACHIAL PLEXUS:** The confluence of nerve roots, after leaving the cervical vertebrae that eventually form the individual nerves to the arms.

**BURNER:** An injury to the nerves to the arms, at the neck or brachial plexus, from a traumatic stretching or compression of the nerves. Symptoms typically last minutes to hours.

**BURSA:** A fluid-filled sac located in areas where friction is likely to occur. The bursa sac minimizes the friction, for example, between a tendon and bone.

**CARDIAC ATRIUM:** One of the two small pumping chambers in the heart.

**CARDIAC VENTRICLE:** One of the two large, strong pumping chambers of the heart.

**CARPAL BONES:** The bones that are in the wrist between the metacarpals and the radius and ulna from the forearm.

**CARPAL TUNNEL:** Anatomical "tunnel" at the palm side of the wrist made from the wrist bones and ligamentous tissue. The median nerve runs through there, supplying the thumb, index finger and middle finger with sensory and motor nerves. Carpal tunnel syndrome refers to symptoms in the hand of numbness, tingling and pain due to compression on the median nerve.

**CARTILAGE:** Smooth, slippery substance preventing two ends of bones from rubbing together and grating. Most joints use this to cover bones next to each other. A meniscus is made of cartilage.

**CAT SCAN (COMPUTERIZED TOMOGRAPHY):** Use of a computer to produce a cross-sectional view of the anatomical part being investigated from x-ray data.

**CELLULITIS:** Infection in the surface layers of the skin.

**CHONDROMALACIA:** Roughening of the articular cartilage. Best known for the roughening of the underside of the kneecap, which can occur in any kneecap injury.

**CLAVICLE:** Collarbone; the bone connecting the breastbone with the shoulder blade.

**CLOSED REDUCTION:** Re-alignment of a fracture or dislocation without surgery.

**COCCYX:** The 'tailbone,' a group of four vertebrae that are fused together to form a small triangular bone, located at the terminal end of the spine.

**CONCUSSION:** Jarring injury of the brain resulting in dysfunction. It can be graded as mild, moderate or severe, depending on loss of consciousness, amnesia and loss of equilibrium. Also known as MTBI (minimally traumatic brain injury). Defined as an alteration in neurological function due to trauma to the brain.

**CONTUSION:** An injury to a muscle and tissues caused by a blow from a blunt object.

**CORTICOSTEROIDS:** Used to suppress joint inflammation and inflammation in a bursa or near tendons.

**COSTOCHONDRAL JUNCTION:** Where the rib bone turns into rib cartilage at the front area of the chest.

**COSTO-STERNAL JOINT:** The joint where the ribs meet the breast bone.

**CRYOTHERAPY:** A treatment with the use of cold.

**CYST:** Abnormal sac containing liquid or semi-solid matter.

**DEGENERATIVE JOINT DISEASE:** Changes in the joint surfaces as a result of repetitive trauma and 'wear and tear'.

**DELTOID LIGAMENT:** Ligament that connects the tibia to bones of the medial aspect of the foot and is primarily responsible for stability of the ankle on the medial side. Is sprained less frequently than other ankle ligaments.

**DELTOID MUSCLE:** Muscles at the top of the arm, just below the shoulder, responsible for shoulder motions in the front, side and back.

**DISC, INTERVERTEBRAL:** A flat, rounded plate between each vertebrae of the spine. The disc consists of a thick fiber ring, which surrounds a soft gel-like interior. It functions as a cushion and shock absorber for the spinal column.

**DISLOCATION:** Complete displacement of joint surfaces.

**DYSEQUILIBRIUM:** Disordered sense of balance, without true vertigo.

**ELECTROENCEPHALOGRAM (EEG):** A test of brain waves to look for areas that can cause seizures or other abnormalities.

**ELECTROMYOGRAM (EMG):** Test to determine nerve function.

**EPICONDYLITIS:** Inflammation of tendons at the elbow due to overuse. Common in tennis players (outer part of elbow) and golfers (inner part of elbow).

**ETIOLOGY:** Study of the cause of injury and disease.

**EXTENSION:** Action of straightening of a joint as achieved by an extensor muscle.

**FASCIA:** A connective tissue sheath consisting of fibrous tissue and fat which unites the skin to the underlying tissue.

**FAT PERCENTAGE:** The amount of body weight that is adipose, fat tissue. Fat percentage can be calculated by underwater weighing, measuring select skin-fold thickness or by analyzing electrical impedance.

**FEMORAL HEAD:** The "ball" of the hip joint.

**FEMUR:** Thighbone; longest bone in the body.

**FIBULA:** Smaller of the two bones in the lower leg; runs from the knee to the ankle along the outside of the lower leg.

**FLEXIBILITY:** The ability of muscle to relax and yield to stretch forces.

**FLEXION:** Action of bending of a joint as achieved by a flexor muscle.

**FRACTURE:** Breach in continuity of a bone. Types of fractures include simple, compound, comminuted, greenstick, incomplete, impacted, longitudinal, oblique, open, stress or transverse.

**GADOLINIUM:** The "dye" used for MRI scans.

**GAMEKEEPER'S THUMB:** A stretch of the ulnar collateral ligament of the thumb that loosens the joint at the base of the thumb.

**GLENOHUMERAL:** The shoulder girdle; consists of the glenoid capsule, head of the humerus and labrum.

**GLENOID:** Cavity of the scapula into which the head of the humerus fits to form the shoulder girdle.

**GLENOID LABRUM:** A rim of fibrocartilaginous tissue attached around the margin of the glenoid fossa.

**GRADE ONE INJURY:** A mild injury in which ligament, tendon or other musculoskeletal tissue may have been stretched, but not torn or otherwise disrupted.

**GRADE TWO INJURY:** A moderate injury in which musculoskeletal tissue has been partially, but not totally torn, causing appreciable limitation in function of the injured tissue.

**GRADE THREE INJURY:** A severe injury in which tissue loss has been significant, and in many cases, totally torn or otherwise disrupted, causing a virtual loss of function.

**GROIN:** Junction of the thigh and abdomen, location of muscles that rotate, flex and adduct the hip.

**HAMMER TOE:** Condition when the first digit of a toe is at a different angle than the remaining digits of the same toe.

**HAMSTRING:** Category of muscle that runs from the buttocks to the knee along the back of the thigh. It functions to flex the knee and is often times injured as a result of improper conditioning or lack of muscle flexibility.

**HEMARTHROSIS:** Accumulation of blood within a joint as a result of an acute injury.

**HEMATOMA:** Mass produced by an accumulation of coagulated blood in a cavity or in soft tissues.

**HIGH ANKLE SPRAIN:** Disruption of thick connective tissue between the tibia and fibula above the ankle joint. Often caused by a hyperextension of the ankle.

**HIP POINTER:** Contusion to the iliac crest.

**HYDROTHERAPY:** Treatment using water.

**HYPEREXTENSION:** Extreme extension of a limb or body part.

**HYPPHEMA:** Small amounts of blood in the front chamber of the eye caused by trauma.

**ICE AND STIMULATION:** Use of ice to reduce inflammation and muscle stimulation by surface electrodes to maintain muscle strength used in rehabilitation of injury.

**ILIOTIBIAL BAND:** A thick, wide fascial layer that runs from the iliac crest to the knee joint on the outside of the thigh.

**IMPACT ©:** The computerized neuropsychological testing program, developed at the University of Pittsburgh that the NHL has adopted for the 2007-08 season.

**IMPINGEMENT:** A pinching of a structure, such as rotator cuff impingement sign when the shoulder is raised in certain directions which cause shoulder and upper arm pain. Also seen at the labrum of the hip.

**INFLAMMATION:** The body's natural response to injury in which the injury site might display various degrees of pain, swelling, heat, redness and/or loss of function.

**ISOMETRIC CONTRACTION:** Muscular contraction in which tension is developed but no mechanical work is done.

**LABRUM (LABRUM GLENOIDULE):** The cartilage of the glenoid cavity in the shoulder. A lip-edged or lip-like structure.

**LATERAL:** On the outer side of a body structure, furthest from the midline of the body.

**LATERAL COLLATERAL LIGAMENT (LCL):** Ligament of the knee along the outer aspect that connects the femur to the fibula. It provides lateral stability to the joint.

**LIGAMENT:** Band of fibrous tissue that connects bone to bone or bone to cartilage and supports and strengthens joints.

**MAGNETIC RESONANCE IMAGING (MRI):** Imaging procedure in which a radio frequency pulse causes certain electrical elements of the injured tissue to react to this pulse and through this process a computer display and permanent film establish a visual image. MRI does not require radiation and is very useful in the diagnosis of soft tissue, disc and meniscus injuries.

**MANDIBLE:** Jaw bone.

**MEDIAL:** On the inner side of a body structure, closest to the midline of the body.

**MEDIAL COLLATERAL LIGAMENT (MCL):** Ligament of knee along the inner aspect that connects the femur to the tibia.

**MENISCUS:** Crescent-shaped cartilage, usually pertaining to the knee joint; also known as cartilage. There are two menisci in the knee - medial and lateral. These work to absorb weight within the knee and provide stability.

**METACARPALS:** Five long bones of the hand, joining the fingers to the wrist.

**METATARSALS:** Five long bones of the foot, running from the ankle to the toes.

**MRSA (METHICILLIN RESISTANT STAPH AUREUS):** A skin bacteria that has become resistant to common penicillins and related antibiotics which can be involved in skin and blood stream infections.

**MSSA (METHICILLIN SENSITIVE STAPH AUREUS):** A skin bacteria that is still sensitive to common penicillins and related antibiotics.

**MYOSITIS:** Inflammation of a muscle.

**NEUROPRAXIA:** A temporary dysfunction of a peripheral nerve.

**NEUROPSYCHOLOGICAL TESTING:** Written or computerized tests which measure memory functions, reaction speeds, and learning functions of the brain. In sports, commonly performed as a part of the clinical evaluation of concussion.

**OPEN REDUCTION:** Re-alignment of a fracture or dislocation with surgery.

**ORBIT:** The complex of facial bones creating the socket for the eyeball, its nerves and muscles, in the skull.

**ORTHOTIC:** Any device applied to or around the body of physical impairment of disability. Commonly used to control foot mechanics.

**OSTEITIS PUBIS:** An inflammation in the joint of the pelvic bones just above the genital area.

**OSTEOCHONDROITIS DESSICANS:** A piece of bone and/or cartilage loosened from its attachment after trauma and a cause of a lesion.

**OSTEOMYELITIS:** An inflammatory disease of bone caused usually by infection with streptococcus or staphylococcus bacteria.

**PATELLA:** The kneecap. The patella functions to protect the distal end of the femur as well as increase the mechanical advantage and force generating capacities of the quadriceps muscle group.

**PHOTOREFRACTIVE KERATECTOMY (PRK):** Type of laser eye surgery used to correct mild to moderate nearsightedness, farsightedness, and/or astigmatism.

**PLANTAR FASCIITIS:** Inflammation of the plantar (a thick tissue on the bottom of the foot which helps create the arch) fascia; associated with overuse or acute foot injury.

**PNEUMOTHORAX:** Air inside the chest cavity and outside of the lung. Can be associated with chest trauma. Can be associated with collapse of the lung.

**POSTERIOR:** Back of the body.

**POSTERIOR CRUCIATE LIGAMENT (PCL):** A primary stabilizing ligament of the knee that provides significant stability and prevents displacement of the tibia backward within the knee joint. A complete tear of this ligament necessitating reconstruction could require up to 12 months of rehabilitation.

**QUADRICEP MUSCLES:** A group of four muscles of the front thigh that run from the hip and form a common tendon at the patella; they are responsible for knee extension.

**RADIUS:** Bone in the forearm from elbow to the thumb side of the wrist.

**RECONSTRUCTION:** Surgical rebuilding of a joint using natural, artificial or transplanted materials.

**ROTATOR CUFF:** Comprised of four muscles in the shoulder area that can be irritated by overuse. The muscles are the supraspinatus (most commonly injured), infraspinatus, teres minor and subscapularis.

**SACROILIAC:** Junction of the sacrum, the lower back bone, with the pelvis.

**SACRUM:** Group of five fused vertebrae located just below the lumbar vertebrae of the lower back, which form part of the pelvis.

**SCAPULA:** Shoulder blade.

**SCIATICA:** Irritation of the sciatic nerve resulting in pain or tingling running down the inside of the leg.

**SCIATIC NERVE:** Major nerve that carries impulses for muscular action and sensations between the low back and thigh and lower leg; it is the longest nerve in the body.

**SHIN SPLINT:** A catch-all syndrome describing pain in the shin that is not a fracture or tumor and cannot be defined otherwise.

**SPLEEN:** Large, solid organ responsible for the normal production and destruction of blood cells located under the left rib cage.

**SPONDYLOSIS:** Abnormal vertebral fixation or immobility, or a general term for arthritis of the spine.

**SPORTS HERNIA (PREVIOUSLY KNOWN AS A HOCKEY HERNIA):** Not a true tear, or hole, in the abdominal lining, but rather a weakened, possibly inflamed, area in the lower abdominal region from repetitive use of powerful lower abdominal and groin muscles. Seen especially in athletes engaged in ice hockey, soccer or football.

**SPRAIN:** Injury resulting from the stretching or twisting of the joint and causes various degrees of stretching or tearing of a ligament or other soft tissue at the joint.

**STERNOCLAVICULAR JOINT:** The joint where the collar bone meets the breast bone.

**STERNUM:** The breast bone.

**STINGER:** Same as a "burner."

**STRAIN:** Injury resulting from a pulling or torsion to the muscle or tendon that causes various degrees of stretching or tearing to the muscle or tendon tissue.

**STRESS FRACTURE:** A hair-line type of break in a bone. Caused by overuse.

**SUBCONJUNCTIVAL HEMORRHAGE:** A broken blood vessel over the white of the eye. Does not affect vision.

**SUBLUXATION:** Partial dislocation of a joint. The term usually implies that the joint can return to a normal position without formal reduction.

**SULFA ANTIBIOTICS:** A group of medications used to treat bacterial illnesses. Used as one of the first choices against MRSA.

**SYNOVIAL FLUID:** Lubricating fluid for joints and tendons, produced in synovium, or the inner lining of a joint.

**SYNOVITIS:** Inflammation of the synovial lining of a joint.

**TALUS:** The ankle bone that articulates with the tibia and fibula to form the ankle joint.

**TARSALS:** Group of seven bones of the foot consisting of the calcaneus, talus, cuboid and three cuneiform bones.

**TENDINITIS:** Inflammation of the tendon and/or tendon sheath, caused by chronic overuse or sudden injury.

**TENDON:** Tissue that connects muscle to bone. Tenosynovitis: Swelling or inflammation of a tendon sheath caused by calcium deposits, repeated strain or trauma.

**TIBIA:** Shin bone; larger of the two bones of the lower leg and is the weight-bearing bone of the shin.

**TISSUE GLUE:** A substance similar to "Crazy glue" that can be used instead of sutures or staples to close simple cuts to the skin.

**TRANSCUTANEOUS ELECTRICAL NERVE STIMULATOR (TENS):** An electrical modality that sends a mild current through pads at the injury site which stimulates the brain to release the natural analgesic endorphin.

**TRANSVERSE PROCESS:** Small lateral projection off the right and left side of each vertebrae that functions as an attachment site for muscles and ligaments of the spine.

**TRICEPS:** Muscle of the back of the upper arm, primarily responsible for extending the elbow.

**ULNA:** Inner bone of the forearm that runs from the tip of the elbow to the little finger side of the wrist.

**ULNAR NERVE:** Nerve in the elbow commonly irritated from excessive throwing.

**ULTRASOUND:** An electrical modality that transmits a sound wave through an applicator into the skin to the soft tissue in order to heat the local area for relaxing the injured tissue and/or disperse edema...Also a type of imaging study for certain body areas.

**V O<sub>2</sub> MAX:** A measure of aerobic fitness, measuring the maximal uptake of oxygen a person can achieve with exercise.

**VERTEBRA:** The bones that make the spinal column. Divided into cervical (neck), thoracic (chest) and lumbar (low back) regions.

**VERTIGO:** Dizziness with a sensation of the world spinning around a person. Can be caused by trauma, viral illnesses, or occurs spontaneously.

**"WIND KNOCKED OUT":** Syndrome describing a contraction of the abdominal nerve trunk, the solar plexus, as a result of an abdominal contusion.

**ZYGOMA:** The cheek bone.

*Edited by Dr. Gary W. Dorshimer*

## HOW TO FIGURE...

**ASSIST:** An assist is awarded to the player or players (maximum of two) who touched the puck prior to the goal, provided no defender plays or possesses the puck in between.

**COACH'S RECORD:** A coach receives a "W" for a win in regulation, overtime or shootout; an "L" for a loss in regulation; or an "OT" for a loss in overtime or shootout.

**GAME PLAYED:** A player receives credit for playing in a game if: i) he steps on the ice during time played or; ii) serves any penalty.

**GAME-WINNING GOAL:** After the final score has been determined, the goal which leaves the winning Club one goal ahead of its opponent is the game-winning goal (example: if Team A beats Team B 8-3, the player scoring the fourth goal for Team A receives credit for the game-winning goal).

**GOAL:** A goal is awarded to the last player on the scoring Club to touch the puck prior to the puck entering the net.

**GOALS-AGAINST AVERAGE:** Multiply goals allowed (GA) by 60 and divide by minutes played (MINS).

**GOALTENDER:** A goaltender receives a "W" for a win in regulation, overtime or shootout; an "L" for a loss in regulation; or an "OT" for a loss in overtime or shootout.

**PENALTY-KILLING PCT.:** Subtract total number of power-play goals allowed from total number of shorthanded situations to get total number of power-plays killed. Divide the total number of power-plays killed by the total number of shorthanded situations.

**PLUS-MINUS:** A player receives a "plus" if he is on the ice when his Club scores an even-strength or shorthanded goal. He receives a "minus" if he is on the ice for an even-strength or shorthanded goal scored by the opposing Club. The difference in these numbers is considered the player's plus-minus statistic.

**POWER-PLAY GOAL:** A goal scored by a Club while it has a manpower advantage due to an opponent's penalty. Following are some examples of what is and is not considered a power-play goal:

- if a Club has an advantage on a minor penalty starting at 2:02 of the period and it scores at 4:02, the goal is not a power-play goal.
- if a Club scores on a delayed penalty, the goal is not a power-play goal.
- if a Club has an advantage due to a five-minute major or match penalty, that Club is always credited with having one more advantage than the number of power-play goals it scores during that advantage, because the penalty does not expire. A new advantage begins after each power-play goal. For example, if Team A scores three goals during a major penalty, it is credited with four advantages.
- if a Club is on a power-play for any length of time, it is considered to have had an advantage.
- if a minor penalty is incurred by a Club on a power-play due to a major penalty, a new advantage is given to that Club when its minor penalty expires, provided the opponent's major penalty is still in effect.

**POWER-PLAY PERCENTAGE:** Total number of power-play goals divided by total number of power-play opportunities.

**SAVE PERCENTAGE:** Subtract goals allowed (GA) from shots against (SA) to determine saves. Then divide saves by shots-against.

**SHOOTING PERCENTAGE:** Divide the number of goals scored by the number of shots taken.

**Shorthand Goal:** A goal scored by a Club while it is at a manpower disadvantage. The same cases apply for shorthand as for power-play goals, but in the opposite manner.

**SHOT ON GOAL:** If a player shoots the puck with the intention of scoring and if that shot would have gone in the net had the goaltender not stopped it, the shot is recorded as a "shot on goal."

**SHUTOUT:** If two goaltenders combine for a shutout, neither receives credit for the shutout.

Instead it is recorded as a Club shutout.

**TENTHS OF A SECOND:** If a penalty or goal occurs in the last minute, the time is rounded off to the previous second (example: if a penalty is called with 12.4 seconds left in a period, the time is indicated as 19:47 and not 19:48.)

**TIE-BREAKING FORMULA:** At the conclusion of the regular season, the standing of the teams in each Conference shall be determined in accordance with the following priorities in the order listed:

- a) First place in each of the three divisions seeded 1,2, and 3.
- b) The higher number of points earned by the Club.
- c) The greater number of games won by the Club.
- d) The higher number of points earned in games against each other among two or more Clubs having equal standing under priorities (b) and (c).

**NOTE:** For the purpose of determining standing under priority (d) for two or more tied Clubs that have not played an even number of games with one or more of the other tied Clubs, the first game played in the city that has the extra game (the "odd game") shall not be included. When more than two Clubs are tied, the percentage of available points earned in games among each other (and not including any "odd games") shall be used to determine the standing.

- e) The greater differential between goals scored for and against by Clubs having equal standing under priority (d).

## ORDER OF SELECTION FOR 2010 ENTRY DRAFT

The NHL's annual Draft Drawing is a weighted lottery system to determine the order of selection for the first 14 picks of the 2010 Entry Draft.

The 14 teams that did not qualify for the Stanley Cup Playoffs, or clubs that acquired those clubs' 2010 first-round draft picks, participate in the Drawing.

The Club selected in the drawing may not move up more than four positions in the draft order, thus only the five Clubs with the fewest regular-season points have the opportunity to receive the first overall selection.

No Club can move down more than one position as a result of the Draft Drawing.

## IN THE FIRST ROUND OF THE 2010 ENTRY DRAFT, THE ORDER OF SELECTION IS AS FOLLOWS:

- The first 14 selections, as determined by the Draft Drawing (see above);
- Clubs eliminated in the first two rounds of the 2010 Stanley Cup Playoffs, regular-season division winners excluded, in inverse order of points;
- Regular-season division winning clubs eliminated in the first two rounds of the 2010 Stanley Cup Playoffs, in inverse order of points;
- Clubs eliminated in the 2010 Conference Finals, in inverse order of points;
- Stanley Cup finalist
- Stanley Cup champion

## IN THE SECOND AND SUBSEQUENT ROUNDS THE ORDER OF SELECTION IS AS FOLLOWS:

- Non-playoff clubs in inverse order of points;
- Clubs eliminated in the first two rounds of the 2010 Stanley Cup Playoffs, regular-season division winners excluded, in inverse order of points;
- Regular-season division winning clubs eliminated in the first two rounds of the 2010 Stanley Cup Playoffs, in inverse order of points;
- Clubs eliminated in the 2010 Conference Finals, in inverse order of points;
- Stanley Cup finalist
- Stanley Cup champion

## ELIGIBILITY FOR CLAIM

All Players age 18 or older are eligible for claim in the Entry Draft, except:

- a. Player on the Reserve List of a Club, other than as a try-out;
- b. Player who has been claimed in two prior Entry Drafts;
- c. Player who previously played in the League and became a Free Agent pursuant to this Agreement;
- d. Player age 21 or older who: (A) has not been selected in a previous Entry Draft and (B) played hockey for at least one season in North America when he was age 18, 19, or 20 and shall be eligible to enter the League as an Unrestricted Free Agent pursuant to Article 10.1(d); and 18
- e. Player age 22 or older who has not been selected in a previous Entry Draft and shall be eligible to enter the League as an Unrestricted Free Agent pursuant to Article 10.1(d).

## UNSIGNED DRAFT CHOICES

A player aged 18 or 19 who was selected in the first three rounds of the Entry Draft and who was not signed by his NHL Club may not be retained by the Club and must be returned to his junior Club no later than the day prior to the opening of the NHL regular season.

A player aged 18 or 19 who was selected in the fourth or subsequent rounds who has not been signed by his NHL Club may not be retained by his Club and must be returned to his junior Club no later than the fourth day prior to the opening of the NHL regular season.

## ENTRY LEVEL PLAYERS

Players 18 through 21 years of age when signing their first contract must remain in the entry-level system for a period of three years; players age 22 and 23 when signing their first contract are in the entry level system for two years; while those age 24 when signing their first contract are in the entry level system for one year. Age is defined as the player's age on September 15 of the calendar year in which he signs the contract, regardless of his actual age on the date he signs such contract.

In the event that a signed 18 or 19-year-old player does not play a minimum of 10 NHL games (regular season and/or playoffs) in his first season under contract, the term of his player contract and his number of years in the entry level system will be extended for a period of one year. The exception to this is a 19-year-old player who turns 20 years of age between September 16 and December 31 in his first contract year.

In the event that a player signs his first contract at age 18 and has had his Player Contract extended for one season already, and such player does not play at least 10 NHL games (regular season and/or playoffs) in the second season under that player's Player Contract, then the term of his Player Contract and his number of years in the Entry Level System shall be extended for one additional year.

### 23-MAN ROSTER

There may be a maximum of 23 players on each Club's playing roster at any one time from the commencement of the NHL regular season through the trade deadline. Prior to the start of the season, each Club must submit to the NHL its "Opening Day Playing Roster" which shall be comprised of not more than 23 players. Each Club must have a roster of at least 20 players, composed of 18 skaters and two goaltenders. Players on Injured Reserve do not count in the 23-Man Roster limit.

### INJURED RESERVE LIST

In the event that a player is injured and a Club wishes to place him on the Injured Reserve List, the Club must follow these procedures.

- A Club may place a player on the injured reserve list if such player is injured, disabled or ill and unable to perform his duties as a hockey player after having passed the Club's initial physical examination in that season.
- A player who has an injury that renders him physically unable to play for a minimum of seven days after that date of the injury can be placed on the Club's Injured Reserve List. Once a player is placed on the injured reserve, the Club may replace said player on its NHL roster with another player. All determinations that a player has suffered an injury warranting injured reserve status must be made by the Club's medical staff and in accordance with the Club's medical standards.
- A player placed on Injured Reserve is ineligible to compete in NHL games for a period of not less than seven days from the date of injury.
- Players on Injured Reserve may attend Club meetings and meals, travel with the Club and participate in practice sessions.
- Players on Injured Reserve are prohibited from appearing in games, participating in pre-game warm-ups with their Clubs, or dressing in game uniforms on game days.

### REGULAR SEASON WAIVERS

For purposes of Regular Waivers and Re-Entry Waivers, the five (5) year exemption for an 18 year old skater and the four (4) year exemption for a 19 year old skater shall both be reduced to three (3) years commencing the first season that the 18 or 19 year old skater plays in eleven (11) NHL Games or more. The next two (2) seasons, regardless of whether the skater plays any NHL Games in either season, shall count as the second and third years toward satisfying the exemption. For purposes of Regular Waivers and Re-Entry Waivers, the six (6) year exemption for an 18 year old goalie and the five (5) year exemption for a 19 year old goalie shall both be reduced to four (4) years commencing the first season that the 18 or 19 year old goalie plays in eleven (11) NHL Games or more. The next three (3) seasons, regardless of whether the goalie plays any NHL Games in any of those three (3) seasons, shall count as the next three (3) years toward satisfying the exemption.

The first season in which a Player who is age 20 or older plays in one (1) or more Professional Games shall constitute the first year for calculating the number of years he is exempt from Regular Waivers and Re-Entry Waivers.

A Player 25 years old or older who plays in one (1) or more Professional Games in any season shall be exempt from Regular Waivers and Re-Entry Waivers for the remainder of that season.

## TIE-BREAKING PROCEDURES

At the conclusion of the regular season, the standing of the teams in each Conference shall be determined in accordance with the following priorities in the order listed:

- First place in each of the three (3) divisions seeded 1, 2, and 3.
- The higher number of points earned by the Club.
- The greater number of games won by the Club.
- The higher number of points earned in games against each other among two (2) or more Clubs having equal standing under priority (b) and (c) \*\*
- The greater differential between goals scored for and against by Clubs having equal standing under priority (d).

\*\* NOTE: For the purpose of determining standing under priority (d) for two or more tied Clubs that have not played an even number of games with one or more of the other tied Clubs, the first game played in the city that has the extra game (the "odd game") shall not be included. When more than two Clubs are tied, the percentage of available points earned in games among each other (and not including any "odd games") shall be used to determine standing.

## HOCKEY OPERATIONS CRITICAL DATES

Sept. 27	18 and 19 year old unsigned draft choices claimed in fourth or subsequent rounds of the NHL Entry Draft and unclaimed unsigned players must be returned to their Junior clubs
Sept. 30	Opening Day Playing Rosters set (3:00 p.m. ET)
Sept. 30	18 and 19 year old unsigned draft choices claimed in the first three (3) rounds of the NHL Entry Draft must be returned to their Junior clubs
Dec. 1	Signing deadline for Group 2 free agents (5:00 p.m. ET)
Dec. 19-27	Holiday Roster Freeze in effect. For all players on an NHL active roster, injured reserve, or players with non-roster and injured non-roster status as of midnight, local time, December 19, a roster freeze shall apply through midnight local time December 27, with respect to waivers, trades and loans, subject to the exceptions provided for in CBA Article 16.10.
Dec. 24-25	No scheduled practices - dressing rooms closed
Feb. 15-23	Olympic Break - No scheduled practices or mandatory team events – dressing rooms closed
March 1	NHL Regular Season resumes
March 3	Trade deadline (3:00 p.m. ET)
June 1	Deadline for making Bona Fide Offers to prior year's NHL Entry Draft picks (5:00 p.m. ET)
July 1	Free Agency period begins
July 5	Deadline for player-elected salary arbitration (5:00 p.m. ET)
July 6	Deadline for club-elected salary arbitration (5:00 p.m. ET)
July 15	Qualifying offers expire automatically (5:00 pm. ET)
July 20 – Aug. 4	Salary arbitration hearings held
Aug. 6	Deadline for salary arbitration decisions to be rendered



## NHL TEAM DIRECTORY

### ANAHEIM DUCKS

Honda Center  
2695 E. Katella Avenue  
Anaheim, CA 92806  
Phone: 714-940-2900

### ATLANTA THRASHERS

Centennial Tower  
101 Marietta St., NW  
Suite 1900  
Atlanta, GA 30303  
Phone: 404-878-3800

### BOSTON BRUINS

TD Garden  
100 Legends Way  
Boston, MA 02114-1303  
Phone: 617-624-2327

### BUFFALO SABRES

HSBC Arena  
One Seymour H. Knox III Plaza  
Buffalo, NY 14203  
Phone: 716-855-4100

### CALGARY FLAMES

Pengrowth Saddledome  
P.O. Box 1540 - Station M  
Calgary, AB T2P 3B9  
Phone: 403-777-2177

### CAROLINA HURRICANES

RBC Center  
1400 Edwards Mill Road  
Raleigh, NC 27607  
Phone: 919-467-7825

### CHICAGO BLACKHAWKS

United Center  
1901 W. Madison  
Chicago, IL 60612  
Phone: 312-455-7000

### COLORADO AVALANCHE

Pepsi Center  
1000 Chopper Circle  
Denver, CO 80204  
Phone: 303-405-1100

### COLUMBUS BLUE JACKETS

Nationwide Arena  
200 W. Nationwide Blvd.  
Columbus, OH 43215  
Phone: 614-246-4625

### DALLAS STARS

Dr. Pepper StarCenter  
2601 Avenue of the Stars  
Frisco, TX 75034  
Phone: 214-387-5500

### DETROIT RED WINGS

Joe Louis Arena  
600 Civic Center Drive  
Detroit, MI 48226  
Phone: 313-394-7000

### EDMONTON OILERS

Rexall Place  
11230- 110th Street  
Edmonton, AB T5G 3H7  
Phone: 780-414-4000

### FLORIDA PANTHERS

BankAtlantic Center  
One Panther Parkway  
Sunrise, FL 33323  
Phone: 954-835-7000

### LOS ANGELES KINGS

Staples Center  
1111 South Figueroa St.  
Los Angeles, CA 90015  
Phone: 213-742-7100

### MINNESOTA WILD

Xcel Energy Center  
317 Washington Street  
St. Paul, MN 55102  
Phone: 651-602-6000

### MONTREAL CANADIENS

Bell Centre  
1260, rue de La Gauchetière  
Street West  
Montréal Québec H3B 5E8  
Phone: 514-932-2582

### NASHVILLE PREDATORS

Sommet Center  
501 Broadway  
Nashville, TN 37203  
Phone: 615-770-2300

### NEW JERSEY DEVILS

Prudential Center  
165 Mulberry St.  
Newark, NJ 07102  
Phone: 973-757-6100

### NEW YORK ISLANDERS

Nassau Veterans'  
Memorial Coliseum  
1535 Old County Road  
Plainview, NY 11803  
Phone: 516-501-6700

### NEW YORK RANGERS

Madison Square Garden  
Two Pennsylvania Plaza,  
14th Floor  
New York, NY 10121  
Phone: 212-465-6000

### OTTAWA SENATORS

Scotiabank Place  
1000 Palladium Drive  
Ottawa, ON K2V 1A5  
Phone: 613-599-0250

### PHILADELPHIA FLYERS

Wachovia Center  
3601 South Broad St.  
Philadelphia, PA 19148  
Phone: 215-465-4500

### PHOENIX COYOTES

Jobing.com Arena  
6751 N. Sunset Blvd.#200  
Glendale, AZ 85305  
Phone: 623-772-3200

### PITTSBURGH PENGUINS

Mellon Arena  
66 Mario Lemieux Place  
Pittsburgh, PA 15219  
Phone: 412-642-1300

### ST. LOUIS BLUES

Scottrade Center  
1401 Clark Avenue  
St. Louis, MO 63103  
Phone: 314-622-2500

### SAN JOSE SHARKS

HP Pavilion at San Jose  
525 W. Santa Clara Street  
San Jose, CA 95113  
Phone: 408-287-7070

### TAMPA BAY LIGHTNING

St. Pete Times Forum  
401 Channelside Drive  
Tampa, FL 33602  
Phone: 813-301-6500

### TORONTO MAPLE LEAFS

Air Canada Centre  
40 Bay Street, Suite 400  
Toronto, ON M5J 2X2  
Phone: 416-815-5700

### VANCOUVER CANUCKS

General Motors Place  
800 Griffiths Way  
Vancouver, BC V6B 6G1  
Phone: 604-899-4600

### WASHINGTON CAPITALS

Kettler Capitals Iceplex  
627 N. Glebe Rd., Suite 850  
Arlington, VA 22203  
Phone: 202-266-2200

## NEW YORK OFFICE

1185 Avenue of the Americas  
New York, NY 10036  
Phone: 212-789-2000  
Main Fax: 212-789-2020  
PR Fax: 212-789-2080

## MONTREAL OFFICE

1800 McGill College Avenue, Suite 2600  
Montreal, Que. H3A 3J6  
Phone: 514-841-9220  
Fax: 514-841-1070

## TORONTO OFFICE

50 Bay Street, 11th Floor  
Toronto, Ont. M5J 2X8  
Phone: 416-359-7900  
Fax: 416-981-2779  
PR Fax: 416-981-2769

## EXECUTIVE

Commissioner	Gary B. Bettman
Deputy Commissioner	William Daly
Chief Operating Officer	John Collins
Senior Executive Vice President of Hockey Operations	Colin Campbell

## COMMUNICATIONS

Senior Vice President, Public Relations & Media (Toronto)	Gary Meagher
Senior Vice President, Corporate Communications	Bernadette Mansur
Group Vice President, Public Relations	Frank Brown
Vice President, Public Relations & Player Development	Jamey Horan
Statistician and Information Officer (Toronto)	Benny Ercolani
Senior Director, News Services	Greg Inglis
Director, Media Relations	John Dellapina
Director, Public Relations (Toronto)	Julie Young
Senior Publicist, Corporate Communications	Kerry McGovern
Senior Manager, Public Relations (Toronto)	David Keon
Manager, Public Relations	Schuyler Baehman
Manager, Public Relations (Toronto)	Jennifer Raimondi
Assistant, Public Relations	Celeste Velasco

# NHL REGULAR SEASON SCHEDULE 2009-2010

## DIVISIONAL ALIGNMENT

### EASTERN CONFERENCE

#### ATLANTIC

New Jersey  
New York Islanders  
New York Rangers  
Philadelphia  
Pittsburgh

#### NORTHEAST

Boston  
Buffalo  
Montreal  
Ottawa  
Toronto

#### SOUTHEAST

Atlanta  
Carolina  
Florida  
Tampa Bay  
Washington

### WESTERN CONFERENCE

#### CENTRAL

Chicago  
Columbus  
Detroit  
Nashville  
St. Louis

#### NORTHWEST

Calgary  
Colorado  
Edmonton  
Minnesota  
Vancouver

#### PACIFIC

Anaheim  
Dallas  
Los Angeles  
Phoenix  
San Jose

The NHL regular season schedule format still sees each Club play the teams in its own division a total of six times (three times at home; three times on the road) and a total of 24 division matchups. The Flyers compete in the Atlantic Division of the Eastern Conference along with the New Jersey Devils, New York Islanders, New York Rangers and Pittsburgh Penguins. The Flyers posted a 13-7-4 record against teams in the Atlantic Division in 2008-09.

The Flyers will also face off in four games (twice at home; twice on the road) against the remaining 10 non-division teams in the Eastern Conference, which consist of the five teams in the Northeast Division (Boston Bruins, Buffalo Sabres, Montreal Canadiens, Ottawa Senators and Toronto Maple Leafs) and five teams in the Southeast Division (Atlanta Thrashers, Carolina Hurricanes, Florida Panthers, Tampa Bay Lightning and Washington Capitals), bringing the total number of games in the Eastern Conference to 64 games. In 2008-09, the Flyers posted a 10-8-2 record against the Northeast Division, a 13-5-2 record against the Southeast Division and a 36-20-8 record against Eastern Conference foes.

Included within the Flyers' inter-conference schedule, the National Hockey League announced that the league's annual outdoor game will return on New Year's Day with the Boston Bruins hosting the Philadelphia Flyers at Fenway Park – home of the Boston Red Sox – in the 2010 Bridgestone/NHL Winter Classic™. The Eastern Conference rivals will face-off at 1 p.m., ET in the classic, which received the SportsBusiness Journal "Sports Event of the Year" award for its inaugural edition in 2008.

In addition to their Eastern Conference slate, the Flyers will play their remaining 18 games against opponents in the Western Conference with each Club playing the other conference team at least once, home or away. This also includes three remaining games designated as "at-large" games in which the Flyers will play three opponents in the Western Conference both home and on the road. The Dallas Stars, Minnesota Wild and San Jose Sharks are the three "at-large" opponents the Flyers will face off at home and away this season. The Flyers posted an 8-7-3 against Western Conference opponents in 2008-09.

## STANLEY CUP PLAYOFF FORMAT

The National Hockey League's 30 clubs are aligned into two conferences, each consisting of three divisions (Eastern Conference: Atlantic, Northeast, Southeast; Western Conference: Central, Northwest, Pacific). The number of teams qualifying for the 2009 Stanley Cup Playoffs will be 16.

First-round playoff berths will be awarded to the first-place team in each division, as well as to the next five-best teams (based on regular-season point totals in each conference). The three division winners in each conference will be seeded first through third (in order of points) and the next five best teams (in order of points) will be seeded fourth through eighth. In each conference, the team seeded #1 will play the team seeded #8, #2 vs. #7, #3 vs. #6, and #4 vs. #5 in the Conference Quarterfinal round. Home-ice in the Conference Quarterfinals is granted to those teams seeded first through fourth in each conference.

In the Conference Semifinals and Conference Finals, teams will be re-seeded according to the same criteria as the Conference Quarterfinals (division leaders will be seeded first and granted home-ice advantage while the remaining teams will be seeded in order of regular-season points). Home-ice advantage in the Stanley Cup series will be determined by points. All series are best-of-seven.

# 2009-10 NHL CRITICAL DATES CALENDAR

(SUBJECT TO CHANGE - AS OF AUGUST 24, 2009)

## SEPTEMBER

- 5 Opening Day of Rookie Camp
- 12 Opening Day of NHL Training Camps
- 14 Pre-season schedule begins
- 14 Kraft Hockeyville Game - NY Islanders vs. Vancouver Canucks (Terrace, B.C.)
- 28 Victoria Cup - Chicago Blackhawks vs. HC Davos (Zurich, Switzerland)
- 28 NHL Premiere Challenge (pre-season) Florida Panthers vs. Tappara Tampere (Tampere, Finland)
- 29 Victoria Cup - Chicago Blackhawks vs. Zurich Lions (Zurich, Switzerland)
- 29 NHL Premiere Challenge (pre-season) St. Louis Blues vs. Linköping (Linköping, Sweden)
- 30 NHL Premiere Challenge (pre-season) Detroit Red Wings vs. Farjestad (Karlstad, Sweden)
- 30 NHL Premiere Challenge (pre-season) Florida Panthers vs. Jokerit (Helsinki, Finland)
- 30 Opening Day Playing Rosters set (3:00 p.m. ET)

## OCTOBER

- 1 Hockey Fights Cancer Awareness Month
- 1 Opening Night - 92nd NHL Regular Season begins
- 1 San Jose @ Colorado - Joe Sakic's number #19 retired
- 2 NY Rangers at Pittsburgh (Stanley Cup Banner raised)
- 2 NHL Premiere - Chicago Blackhawks vs. Florida Panthers (Helsinki, Finland)
- 2 NHL Premiere - Detroit Red Wings vs. St. Louis Blues (Stockholm, Sweden)
- 3 NHL Premiere - Chicago Blackhawks vs. Florida Panthers (Helsinki, Finland)
- 3 NHL Premiere - Detroit Red Wings vs. St. Louis Blues (Stockholm, Sweden)
- 3 All 30 teams in action
- 24 All 30 teams in action
- TBA Lester Patrick Award Luncheon (New York, NY)

## NOVEMBER

- 4-7 U20 4 Nations Cup
- 7 Hockey Hall of Fame Game (Detroit Red Wings at Toronto Maple Leafs)
- 8 Hockey Hall of Fame Legends Game (Canada vs. World)
- 9 Hockey Hall of Fame Induction Ceremony (Toronto, ON)
- Inductees: Brett Hull, Brian Leetch, Luc Robitaille, Steve Yzerman (Player category); Lou Lamoriello (Builder category)

## DECEMBER

- 1 Signing deadline for Group 2 free agents
- 19-27 Holiday Roster Freeze in effect. For all players on an NHL active roster, injured reserve, or players with non-roster and injured non-roster status as of midnight, local time, December 19, a roster freeze shall apply through midnight local time December 27, with respect to waivers, trades and loans, subject to the exceptions provided for in CBA Article 16.10.
- 24-25 No scheduled practices - dressing rooms closed
- 26 - Jan.5 IIHF World U20 Championship (Saskatoon & Regina, Canada)

## JANUARY

- 1 2010 Bridgestone NHL Winter Classic - Philadelphia at Boston (Fenway Park, Boston)
- 17 NHL on NBC (game of the week coverage begins)
- 29-31 Hockey Weekend Across America (USA Hockey)
- 30 CBC's Hockey Day in Canada (Host: Stratford, ON)
- Montreal at Ottawa, Vancouver at Toronto, Edmonton at Calgary

## FEBRUARY

- 1 Hockey is for Everyone Month
- 14 Last NHL games before Olympic break
- 15-23 2010 Winter Olympic Break: No scheduled practices - dressing rooms closed
- 16 Olympic Hockey tournament begins (Vancouver, Canada)
- 22 30th Anniversary of 'Miracle on Ice' game (1980)
- 26 Olympic Bronze medal game
- 28 Olympic Gold medal game

## MARCH

- 1 NHL Regular season resumes after Olympic break
- 3 Trade deadline (3:00 p.m. ET)

## APRIL

- 8-10 NCAA Frozen Four (Ford Field, Detroit)
- 11 Last day of 2009-2010 regular season
- 13-23 IIHF U18 World Championship (Mogilev & Bobruisk, Belarus)
- 14 Stanley Cup Playoffs begin

## MAY

- 1-9 2010 Royal Bank Cup (Dauphin, MB)
- 7-23 IIHF World Championship (Mannheim & Gelsenkirchen, Germany)
- 14-23 2010 Mastercard Memorial Cup (Brandon, MB)
- 24-29 NHL Combine (Toronto, ON)

## JUNE

- 18 Last possible day for 2009 Stanley Cup Final
- TBA Deadline for first club-elected salary arbitration (later of June 15 or 48 hours after the conclusion of the Stanley Cup Final, 5:00 p.m. ET)
- TBA 2010 NHL Awards (Las Vegas, Nevada)
- TBA NHL Entry Draft (Location: TBA)

## JULY

- 1 Free Agency period begins
- 5 Deadline for player-elected salary arbitration notification (5:00 p.m. ET)
- 6 Deadline for club-elected salary arbitration notification (5:00 p.m. ET)
- 20 - Aug.4 Salary arbitration hearings held

## AUGUST

- 6 Deadline for salary arbitration decisions to be rendered

# NHL REGULAR SEASON SCHEDULE 2009-10

## THU., OCT. 1

WSH at BOS, 7:00 p.m.  
MTL at TOR, 7:00 p.m.  
SJ at COL, 10:00 p.m.  
VAN at CGY, 10:00 p.m.

## FRI., OCT. 2

PHI at CAR, 7:00 p.m.  
NYR at PIT, 7:30 p.m.  
FLA at CHI, 8:00 p.m.  
DET at STL, 10:00 p.m.

## SAT., OCT. 3

VAN at COL, 3:00 p.m.  
CAR at BOS, 7:00 p.m.  
MTL at BUF, 7:00 p.m.  
PHI at NJ, 7:00 p.m.  
PIT at NYI, 7:00 p.m.  
OTT at NYR, 7:00 p.m.  
TOR at WSH, 7:00 p.m.  
TB at ATL, 7:00 p.m.  
CHI at FLA, 7:00 p.m.  
MIN at CBJ, 7:00 p.m.  
NSH at DAL, 8:00 p.m.  
STL at DET, 9:00 p.m.  
CGY at EDM, 10:00 p.m.  
SJ at ANA, 10:00 p.m.  
PHX at LA, 10:30 p.m.

## MON., OCT. 5

NYR at NJ, 7:00 p.m.  
CBJ at VAN, 10:00 p.m.

## TUE., OCT. 6

OTT at TOR, 7:00 p.m.  
WSH at PHI, 7:00 p.m.  
TB at CAR, 7:00 p.m.  
ANA at MIN, 9:00 p.m.  
MTL at CGY, 9:00 p.m.  
DAL at EDM, 9:30 p.m.  
SJ at LA, 10:30 p.m.

## WED., OCT. 7

PHX at PIT, 7:30 p.m.  
MTL at VAN, 10:00 p.m.

## THU., OCT. 8

ANA at BOS, 7:00 p.m.  
PHX at BUF, 7:00 p.m.  
NYI at OTT, 7:00 p.m.  
PIT at PHI, 7:00 p.m.  
NYR at WSH, 7:00 p.m.  
NJ at TB, 7:30 p.m.  
CHI at DET, 7:30 p.m.  
ATL at STL, 8:00 p.m.  
COL at NSH, 8:00 p.m.  
CGY at EDM, 9:30 p.m.  
MIN at LA, 10:30 p.m.  
CBJ at SJ, 10:30 p.m.

## FRI., OCT. 9

FLA at CAR, 7:00 p.m.  
DAL at CGY, 9:00 p.m.

## SAT., OCT. 10

NYI at BOS, 7:00 p.m.  
PIT at TOR, 7:00 p.m.  
ATL at OTT, 7:00 p.m.  
ANA at PHI, 7:00 p.m.

NJ at FLA, 7:00 p.m.  
WSH at DET, 7:00 p.m.  
CAR at TB, 7:30 p.m.  
LA at STL, 8:00 p.m.  
BUF at NSH, 8:00 p.m.  
COL at CHI, 8:30 p.m.  
CBJ at PHX, 9:00 p.m.  
MTL at EDM, 10:00 p.m.  
MIN at SJ, 10:30 p.m.

## SUN., OCT. 11

ANA at NYR, 5:00 p.m.  
DAL at VAN, 10:00 p.m.

## MON., OCT. 12

COL at BOS, 1:00 p.m.  
LA at NYI, 2:00 p.m.  
TOR at NYR, 7:00 p.m.  
NJ at WSH, 7:00 p.m.  
PIT at OTT, 7:30 p.m.  
FLA at TB, 7:30 p.m.  
EDM at NSH, 8:00 p.m.  
CGY at CHI, 8:00 p.m.  
PHX at SJ, 10:30 p.m.

## TUE., OCT. 13

DET at BUF, 7:00 p.m.  
CGY at CBJ, 7:00 p.m.  
COL at TOR, 7:30 p.m.

## WED., OCT. 14

PIT at CAR, 7:00 p.m.  
LA at NYR, 7:00 p.m.  
EDM at CHI, 8:30 p.m.  
NSH at DAL, 8:30 p.m.  
MIN at ANA, 10:00 p.m.

## THU., OCT. 15

SJ at WSH, 7:00 p.m.  
COL at MTL, 7:30 p.m.  
TB at OTT, 7:30 p.m.  
LA at DET, 7:30 p.m.  
CHI at NSH, 8:00 p.m.  
STL at PHX, 10:00 p.m.

## FRI., OCT. 16

ATL at NJ, 7:00 p.m.  
NYI at BUF, 7:30 p.m.  
PHI at FLA, 7:30 p.m.  
BOS at DAL, 8:30 p.m.  
VAN at CGY, 9:00 p.m.  
MIN at EDM, 9:00 p.m.

## SAT., OCT. 17

ATL at BUF, 7:00 p.m.  
NYR at TOR, 7:00 p.m.  
OTT at MTL, 7:00 p.m.  
CAR at NJ, 7:00 p.m.  
SJ at NYI, 7:00 p.m.  
NSH at WSH, 7:00 p.m.  
COL at DET, 7:00 p.m.  
LA at CBJ, 7:00 p.m.  
TB at PIT, 7:30 p.m.  
DAL at CHI, 8:30 p.m.  
BOS at PHX, 9:00 p.m.  
MIN at VAN, 10:00 p.m.  
STL at ANA, 10:00 p.m.

## MON., OCT. 19

SJ at NYR, 7:00 p.m.  
LA at DAL, 8:30 p.m.  
VAN at EDM, 9:00 p.m.

## TUE., OCT. 20

STL at PIT, 7:00 p.m.  
ATL at MTL, 7:30 p.m.  
CBJ at CGY, 9:30 p.m.

## WED., OCT. 21

NSH at BOS, 7:00 p.m.  
CAR at NYI, 7:00 p.m.  
BUF at FLA, 7:30 p.m.  
COL at MIN, 8:00 p.m.  
VAN at CHI, 8:30 p.m.  
DAL at ANA, 10:00 p.m.

## THU., OCT. 22

NYI at MTL, 7:00 p.m.  
NJ at NYR, 7:00 p.m.  
BOS at PHI, 7:00 p.m.  
WSH at ATL, 7:00 p.m.  
NSH at OTT, 7:30 p.m.  
SJ at TB, 7:30 p.m.  
CBJ at EDM, 9:30 p.m.  
DET at PHX, 10:00 p.m.  
DAL at LA, 10:30 p.m.

## FRI., OCT. 23

FLA at PIT, 7:30 p.m.  
MIN at STL, 8:00 p.m.  
CAR at COL, 9:00 p.m.

## SAT., OCT. 24

NYR at MTL, 7:00 p.m.  
BOS at OTT, 7:00 p.m.  
WSH at NYI, 7:00 p.m.  
FLA at PHI, 7:00 p.m.  
SJ at ATL, 7:00 p.m.  
TOR at VAN, 7:00 p.m.  
NJ at PIT, 7:30 p.m.  
BUF at TB, 7:30 p.m.  
DAL at STL, 8:00 p.m.  
CAR at MIN, 8:00 p.m.  
NSH at CHI, 8:30 p.m.  
DET at COL, 9:00 p.m.  
LA at PHX, 9:00 p.m.  
EDM at CGY, 10:00 p.m.  
CBJ at ANA, 10:00 p.m.

## SUN., OCT. 25

SJ at PHI, 7:00 p.m.  
CBJ at LA, 9:00 p.m.  
EDM at VAN, 10:00 p.m.

## MON., OCT. 26

PHX at NYR, 7:00 p.m.  
NYI at MTL, 7:30 p.m.  
MIN at CHI, 8:30 p.m.  
TOR at ANA, 10:00 p.m.

## TUE., OCT. 27

PHI at WSH, 7:00 p.m.  
COL at EDM, 9:30 p.m.  
DET at VAN, 10:00 p.m.

## WED., OCT. 28

BUF at NJ, 7:00 p.m.  
NYR at NYI, 7:00 p.m.

STL at CAR, 7:00 p.m.  
PHX at CBJ, 7:00 p.m.  
MTL at PIT, 7:30 p.m.  
OTT at FLA, 7:30 p.m.  
NSH at MIN, 8:00 p.m.  
TOR at DAL, 8:00 p.m.  
COL at CGY, 9:30 p.m.  
LA at SJ, 10:30 p.m.

## THU., OCT. 29

NJ at BOS, 7:00 p.m.  
WSH at ATL, 7:00 p.m.  
OTT at TB, 7:00 p.m.  
PHX at STL, 8:00 p.m.  
CHI at NSH, 8:00 p.m.  
DET at EDM, 9:30 p.m.  
VAN at LA, 10:30 p.m.

## FRI., OCT. 30

NYI at WSH, 7:00 p.m.  
PIT at CBJ, 7:00 p.m.  
TOR at BUF, 7:30 p.m.  
NYR at MIN, 8:00 p.m.  
MTL at CHI, 8:30 p.m.  
FLA at DAL, 8:30 p.m.  
VAN at ANA, 10:00 p.m.  
COL at SJ, 10:30 p.m.

## SAT., OCT. 31

EDM at BOS, 1:00 p.m.  
CAR at PHI, 1:00 p.m.  
ATL at OTT, 2:00 p.m.  
NJ at TB, 3:00 p.m.  
TOR at MTL, 7:00 p.m.  
BUF at NYI, 7:00 p.m.  
MIN at PIT, 7:30 p.m.  
FLA at STL, 8:00 p.m.  
DAL at NSH, 8:00 p.m.  
ANA at PHX, 9:00 p.m.  
DET at CGY, 10:00 p.m.

## SUN., NOV. 1

BOS at NYR, 1:00 p.m.  
SJ at CAR, 1:30 p.m.  
CBJ at WSH, 5:00 p.m.  
COL at VAN, 10:00 p.m.

## MON., NOV. 2

EDM at NYI, 7:00 p.m.  
TB at PHI, 7:00 p.m.  
LA at PHX, 9:00 p.m.

## TUE., NOV. 3

BOS at DET, 7:00 p.m.  
TB at TOR, 7:30 p.m.  
ATL at MTL, 7:30 p.m.  
NYR at VAN, 10:00 p.m.  
PIT at ANA, 10:00 p.m.

## WED., NOV. 4

NYI at BUF, 7:00 p.m.  
WSH at NJ, 7:00 p.m.  
SJ at CBJ, 7:00 p.m.  
CAR at FLA, 7:30 p.m.  
CGY at DAL, 8:30 p.m.  
PHX at COL, 9:00 p.m.

# NHL REGULAR SEASON SCHEDULE 2009-10

## THU., NOV. 5

MTL at BOS, 7:00 p.m.  
CBJ at ATL, 7:00 p.m.  
TB at OTT, 7:30 p.m.  
SJ at DET, 7:30 p.m.  
CGY at STL, 8:00 p.m.  
VAN at MIN, 8:00 p.m.  
CHI at PHX, 9:00 p.m.  
NYR at EDM, 9:30 p.m.  
NSH at ANA, 10:00 p.m.  
PIT at LA, 10:30 p.m.

## FRI., NOV. 6

NYI at NJ, 7:00 p.m.  
TOR at CAR, 7:00 p.m.  
PHI at BUF, 7:30 p.m.  
WSH at FLA, 7:00 p.m.  
VAN at DAL, 8:30 p.m.  
CHI at COL, 9:00 p.m.

## SAT., NOV. 7

NSH at LA, 4:00 p.m.  
BUF at BOS, 7:00 p.m.  
DET at TOR, 7:00 p.m.  
TB at MTL, 7:00 p.m.  
NJ at OTT, 7:00 p.m.  
ATL at NYI, 7:00 p.m.  
STL at PHI, 7:00 p.m.  
FLA at WSH, 7:00 p.m.  
CAR at CBJ, 7:00 p.m.  
DAL at MIN, 8:00 p.m.  
NYR at CGY, 10:00 p.m.  
PHX at ANA, 10:00 p.m.  
PIT at SJ, 10:30 p.m.

## SUN., NOV. 8

STL at ATL, 5:00 p.m.  
EDM at COL, 8:00 p.m.

## MON., NOV. 9

LA at CHI, 8:30 p.m.

## TUE., NOV. 10

PIT at BOS, 7:00 p.m.  
MIN at TOR, 7:00 p.m.  
CGY at MTL, 7:30 p.m.  
EDM at OTT, 7:30 p.m.  
VAN at STL, 8:00 p.m.  
NSH at SJ, 10:30 p.m.

## WED., NOV. 11

EDM at BUF, 7:00 p.m.  
ANA at NJ, 7:00 p.m.  
NYI at WSH, 7:00 p.m.  
LA at CAR, 7:00 p.m.  
DET at CBJ, 7:00 p.m.  
COL at CHI, 8:30 p.m.

## THU., NOV. 12

FLA at BOS, 7:00 p.m.  
ATL at NYR, 7:00 p.m.  
OTT at PHI, 7:00 p.m.  
NJ at PIT, 7:30 p.m.  
MIN at TB, 7:30 p.m.  
VAN at DET, 7:30 p.m.  
NSH at STL, 8:00 p.m.  
MTL at PHX, 9:00 p.m.  
DAL at SJ, 10:30 p.m.

## FRI., NOV. 13

MIN at WSH, 7:00 p.m.  
NYI at CAR, 7:00 p.m.  
ANA at CBJ, 7:00 p.m.  
CGY at BUF, 7:30 p.m.  
LA at ATL, 7:30 p.m.  
TOR at CHI, 8:30 p.m.

## SAT., NOV. 14

CGY at TOR, 7:00 p.m.  
NYR at OTT, 7:00 p.m.  
WSH at NJ, 7:00 p.m.  
BUF at PHI, 7:00 p.m.  
NYI at FLA, 7:00 p.m.  
ANA at DET, 7:00 p.m.  
BOS at PIT, 7:30 p.m.  
LA at TB, 7:30 p.m.  
SJ at STL, 8:00 p.m.  
MTL at NSH, 8:00 p.m.  
DAL at PHX, 8:00 p.m.  
VAN at COL, 10:00 p.m.

## SUN., NOV. 15

MIN at CAR, 1:30 p.m.  
EDM at ATL, 2:00 p.m.  
SJ at CHI, 7:00 p.m.

## MON., NOV. 16

NYI at BOS, 7:00 p.m.  
NJ at PHI, 7:00 p.m.  
EDM at CBJ, 7:00 p.m.  
ANA at PIT, 7:30 p.m.  
LA at FLA, 7:30 p.m.  
TB at PHX, 9:00 p.m.

## TUE., NOV. 17

WSH at NYR, 7:00 p.m.  
CAR at MTL, 7:30 p.m.  
TOR at OTT, 7:30 p.m.  
SJ at NSH, 8:00 p.m.  
COL at CGY, 9:30 p.m.

## WED., NOV. 18

FLA at BUF, 7:00 p.m.  
DAL at DET, 7:30 p.m.  
PHX at MIN, 8:00 p.m.  
COL at EDM, 9:00 p.m.  
PHI at LA, 10:30 p.m.

## THU., NOV. 19

TOR at CAR, 7:00 p.m.  
BOS at ATL, 7:00 p.m.  
PIT at OTT, 7:30 p.m.  
PHX at STL, 8:00 p.m.  
NJ at NSH, 8:00 p.m.  
CBJ at DAL, 8:30 p.m.  
CHI at CGY, 9:30 p.m.  
TB at ANA, 10:00 p.m.

## FRI., NOV. 20

MTL at WSH, 7:00 p.m.  
BOS at BUF, 7:30 p.m.  
FLA at DET, 7:30 p.m.  
NYI at MIN, 8:00 p.m.  
COL at VAN, 10:00 p.m.  
PHI at SJ, 10:00 p.m.

## SAT., NOV. 21

CGY at LA, 4:00 p.m.  
WSH at TOR, 7:00 p.m.  
DET at MTL, 7:00 p.m.  
BUF at OTT, 7:00 p.m.  
FLA at NYR, 7:00 p.m.  
TB at CAR, 7:00 p.m.  
PIT at ATL, 7:00 p.m.  
NYI at STL, 8:00 p.m.  
CBJ at NSH, 8:00 p.m.  
NJ at DAL, 8:00 p.m.  
PHI at PHX, 8:00 p.m.  
CHI at EDM, 10:00 p.m.  
SJ at ANA, 10:00 p.m.

## SUN., NOV. 22

TB at ATL, 5:00 p.m.  
CHI at VAN, 10:00 p.m.

## MON., NOV. 23

DET at NSH, 6:00 p.m.  
NYI at TOR, 7:00 p.m.  
CBJ at NYR, 7:00 p.m.  
WSH at OTT, 7:30 p.m.  
PIT at FLA, 7:30 p.m.  
BOS at STL, 8:00 p.m.  
CAR at DAL, 8:30 p.m.  
PHI at COL, 9:00 p.m.  
PHX at EDM, 9:00 p.m.  
CGY at ANA, 10:00 p.m.

## TUE., NOV. 24

CBJ at MTL, 7:30 p.m.

## WED., NOV. 25

OTT at NJ, 7:00 p.m.  
PHI at NYI, 7:00 p.m.  
BUF at WSH, 7:00 p.m.  
TOR at TB, 7:00 p.m.  
MTL at PIT, 7:30 p.m.  
NYR at FLA, 7:30 p.m.  
ATL at DET, 7:30 p.m.  
BOS at MIN, 8:00 p.m.  
STL at DAL, 8:30 p.m.  
NSH at COL, 9:00 p.m.  
PHX at CGY, 9:30 p.m.  
LA at EDM, 9:30 p.m.  
CAR at ANA, 10:00 p.m.  
CHI at SJ, 10:30 p.m.

## THU., NOV. 26

CBJ at OTT, 7:30 p.m.  
LA at VAN, 10:00 p.m.

## FRI., NOV. 27

NJ at BOS, 12:00 p.m.  
BUF at PHI, 1:00 p.m.  
PIT at NYI, 2:00 p.m.  
COL at MIN, 2:00 p.m.  
CHI at ANA, 4:00 p.m.  
ATL at CAR, 7:00 p.m.  
NYR at TB, 7:30 p.m.  
TOR at FLA, 7:30 p.m.  
CGY at DET, 7:30 p.m.  
STL at NSH, 8:00 p.m.  
SJ at EDM, 9:00 p.m.  
DAL at PHX, 9:00 p.m.

## SAT., NOV. 28

NYI at NJ, 1:00 p.m.  
OTT at BOS, 7:00 p.m.  
CAR at BUF, 7:00 p.m.  
WSH at MTL, 7:00 p.m.  
PHI at ATL, 7:00 p.m.  
CGY at CBJ, 7:00 p.m.  
NYR at PIT, 7:30 p.m.  
DET at STL, 8:00 p.m.  
FLA at NSH, 8:00 p.m.  
TB at DAL, 8:00 p.m.  
MIN at COL, 9:00 p.m.  
EDM at VAN, 10:00 p.m.  
CHI at LA, 10:30 p.m.

## SUN., NOV. 29

PHX at ANA, 8:00 p.m.  
SJ at VAN, 10:00 p.m.

## MON., NOV. 30

BUF at TOR, 7:00 p.m.  
PIT at NYR, 7:00 p.m.  
WSH at CAR, 7:00 p.m.  
FLA at ATL, 7:00 p.m.  
STL at CBJ, 7:00 p.m.  
COL at TB, 7:30 p.m.  
DAL at DET, 7:30 p.m.  
CGY at NSH, 8:00 p.m.

## TUE., DEC. 1

TOR at MTL, 7:30 p.m.  
CBJ at CHI, 8:00 p.m.  
LA at ANA, 10:30 p.m.  
OTT at SJ, 10:30 p.m.

## WED., DEC. 2

TB at BOS, 7:00 p.m.  
VAN at NJ, 7:00 p.m.  
COL at FLA, 7:30 p.m.  
NSH at MIN, 8:00 p.m.

## THU., DEC. 3

MTL at BUF, 7:00 p.m.  
VAN at PHI, 7:00 p.m.  
FLA at WSH, 7:00 p.m.  
NYI at ATL, 7:00 p.m.  
TOR at CBJ, 7:00 p.m.  
COL at PIT, 7:30 p.m.  
EDM at DET, 7:30 p.m.  
ANA at DAL, 8:30 p.m.  
CGY at PHX, 9:00 p.m.  
OTT at LA, 10:30 p.m.  
STL at SJ, 10:30 p.m.

## FRI., DEC. 4

TB at NJ, 7:00 p.m.  
BOS at MTL, 8:00 p.m.  
ANA at MIN, 8:00 p.m.  
NSH at CHI, 8:30 p.m.

## SAT., DEC. 5

VAN at CAR, 1:30 p.m.  
EDM at DAL, 2:00 p.m.  
STL at LA, 4:00 p.m.  
TOR at BOS, 7:00 p.m.  
NYR at BUF, 7:00 p.m.  
DET at NJ, 7:00 p.m.  
WSH at PHI, 7:00 p.m.

# NHL REGULAR SEASON SCHEDULE 2009-10

ATL at FLA, 7:00 p.m.	DET at NSH, 8:00 p.m.	WSH at EDM, 10:00 p.m.	MIN at LA, 10:30 p.m.
COL at CBJ, 7:00 p.m.	SJ at PHX, 8:00 p.m.	<b>SUN., DEC. 20</b>	PHX at SJ, 10:30 p.m.
CHI at PIT, 7:30 p.m.	MIN at VAN, 10:00 p.m.	DET at CHI, 7:00 p.m.	<b>TUE., DEC. 29</b>
NYI at TB, 7:30 p.m.	DAL at LA, 10:30 p.m.	STL at VAN, 10:00 p.m.	PIT at BUF, 7:00 p.m.
MIN at NSH, 8:00 p.m.	<b>SUN., DEC. 13</b>	<b>MON., DEC. 21</b>	CBJ at NYI, 7:00 p.m.
OTT at PHX, 10:00 p.m.	TB at CHI, 7:00 p.m.	BUF at TOR, 7:00 p.m.	NSH at STL, 8:00 p.m.
CGY at SJ, 10:00 p.m.	CGY at COL, 8:00 p.m.	TB at NYI, 7:00 p.m.	CHI at DAL, 8:30 p.m.
<b>SUN., DEC. 6</b>	<b>MON., DEC. 14</b>	FLA at PHI, 7:00 p.m.	VAN at PHX, 9:00 p.m.
DET at NYR, 7:00 p.m.	PHI at BOS, 7:00 p.m.	NYR at CAR, 7:00 p.m.	MIN at ANA, 10:00 p.m.
OTT at ANA, 8:00 p.m.	OTT at TOR, 7:00 p.m.	MTL at ATL, 7:00 p.m.	<b>WED., DEC. 30</b>
<b>MON., DEC. 7</b>	FLA at NYI, 7:00 p.m.	BOS at OTT, 7:30 p.m.	ATL at BOS, 7:00 p.m.
NJ at BUF, 7:00 p.m.	ATL at NYR, 7:00 p.m.	NJ at PIT, 7:30 p.m.	PIT at NJ, 7:00 p.m.
ATL at TOR, 7:00 p.m.	NSH at CBJ, 7:00 p.m.	COL at MIN, 8:00 p.m.	PHI at NYR, 7:00 p.m.
PHI at MTL, 7:30 p.m.	BUF at MTL, 7:30 p.m.	SJ at DAL, 8:30 p.m.	MTL at TB, 7:00 p.m.
CAR at PIT, 7:30 p.m.	PHX at DET, 7:30 p.m.	STL at EDM, 9:00 p.m.	COL at OTT, 7:30 p.m.
WSH at TB, 7:30 p.m.	LA at VAN, 10:00 p.m.	CBJ at PHX, 9:00 p.m.	LA at CGY, 9:30 p.m.
EDM at FLA, 7:30 p.m.	<b>TUE., DEC. 15</b>	<b>TUE., DEC. 22</b>	TOR at EDM, 9:30 p.m.
COL at STL, 8:00 p.m.	PHI at PIT, 7:00 p.m.	SJ at CHI, 8:00 p.m.	WSH at SJ, 10:30 p.m.
MIN at PHX, 9:00 p.m.	CGY at STL, 8:00 p.m.	ANA at COL, 10:00 p.m.	<b>THU., DEC. 31</b>
CGY at LA, 10:30 p.m.	TB at NSH, 8:00 p.m.	NSH at VAN, 10:30 p.m.	MTL at FLA, 5:00 p.m.
<b>TUE., DEC. 8</b>	CBJ at MIN, 8:00 p.m.	<b>WED., DEC. 23</b>	NYI at OTT, 7:00 p.m.
NYI at PHI, 7:00 p.m.	WSH at COL, 9:30 p.m.	ATL at BOS, 7:00 p.m.	COL at DET, 7:00 p.m.
MTL at OTT, 7:30 p.m.	LA at EDM, 9:30 p.m.	TOR at NYI, 7:00 p.m.	NSH at CBJ, 7:00 p.m.
VAN at NSH, 8:00 p.m.	<b>WED., DEC. 16</b>	FLA at NYR, 7:00 p.m.	SJ at PHX, 7:00 p.m.
DAL at ANA, 10:00 p.m.	MTL at NJ, 7:00 p.m.	OTT at PIT, 7:00 p.m.	NYR at CAR, 8:00 p.m.
<b>WED., DEC. 9</b>	NYI at NYR, 7:00 p.m.	BUF at WSH, 7:00 p.m.	VAN at STL, 8:00 p.m.
WSH at BUF, 7:00 p.m.	DAL at CAR, 7:00 p.m.	MTL at CAR, 7:00 p.m.	LA at MIN, 8:00 p.m.
NYI at TOR, 7:00 p.m.	PHX at TOR, 7:30 p.m.	EDM at MIN, 7:00 p.m.	ANA at DAL, 8:00 p.m.
CAR at NJ, 7:00 p.m.	BUF at OTT, 7:30 p.m.	PHI at TB, 7:30 p.m.	NJ at CHI, 8:30 p.m.
FLA at CBJ, 7:00 p.m.	ATL at FLA, 7:30 p.m.	CHI at DET, 7:30 p.m.	EDM at CGY, 9:00 p.m.
EDM at TB, 7:30 p.m.	STL at CHI, 8:30 p.m.	CBJ at DAL, 8:30 p.m.	<b>FRI., JAN. 1</b>
STL at DET, 7:30 p.m.	ANA at VAN, 10:00 p.m.	ANA at PHX, 9:00 p.m.	PHI at BOS, 1:00 p.m.
NYR at CHI, 8:30 p.m.	<b>THU., DEC. 17</b>	STL at CGY, 9:30 p.m.	ATL at BUF, 7:30 p.m.
MIN at COL, 9:00 p.m.	MIN at MTL, 7:00 p.m.	<b>SAT., DEC. 26</b>	<b>SAT., JAN. 2</b>
ATL at CGY, 9:30 p.m.	NYR at NYI, 7:00 p.m.	OTT at BUF, 7:00 p.m.	CAR at NYR, 1:00 p.m.
LA at SJ, 10:30 p.m.	PIT at PHI, 7:00 p.m.	MTL at TOR, 7:00 p.m.	VAN at DAL, 2:00 p.m.
<b>THU., DEC. 10</b>	DAL at ATL, 7:00 p.m.	NYI at NYR, 7:00 p.m.	PIT at TB, 3:00 p.m.
TOR at BOS, 7:00 p.m.	PHX at CBJ, 7:00 p.m.	NJ at WSH, 7:00 p.m.	WSH at LA, 4:00 p.m.
OTT at PHI, 7:00 p.m.	TB at DET, 7:30 p.m.	PHI at CAR, 7:00 p.m.	ATL at NYI, 7:00 p.m.
PIT at MTL, 7:30 p.m.	LA at CGY, 9:30 p.m.	CBJ at DET, 7:00 p.m.	COL at CBJ, 7:00 p.m.
CBJ at NSH, 8:00 p.m.	NSH at EDM, 9:30 p.m.	ATL at TB, 7:30 p.m.	TOR at CGY, 7:00 p.m.
ATL at VAN, 10:00 p.m.	ANA at SJ, 10:30 p.m.	CHI at NSH, 8:00 p.m.	CHI at STL, 8:00 p.m.
PHX at LA, 10:30 p.m.	<b>FRI., DEC. 18</b>	STL at MIN, 8:00 p.m.	ANA at NSH, 8:00 p.m.
<b>FRI., DEC. 11</b>	OTT at NJ, 7:00 p.m.	LA at PHX, 8:00 p.m.	NJ at MIN, 8:00 p.m.
FLA at NJ, 7:00 p.m.	TOR at BUF, 7:30 p.m.	DAL at COL, 9:00 p.m.	DET at PHX, 8:00 p.m.
CAR at WSH, 7:00 p.m.	CAR at FLA, 7:30 p.m.	EDM at VAN, 10:00 p.m.	EDM at SJ, 10:00 p.m.
CHI at BUF, 7:30 p.m.	TB at STL, 8:00 p.m.	ANA at SJ, 10:30 p.m.	<b>SUN., JAN. 3</b>
ANA at DET, 7:30 p.m.	BOS at CHI, 8:30 p.m.	<b>SUN., DEC. 27</b>	BUF at MTL, 3:00 p.m.
EDM at STL, 8:00 p.m.	WSH at VAN, 10:00 p.m.	PHI at NYI, 5:00 p.m.	PHI at OTT, 3:00 p.m.
TB at COL, 9:00 p.m.	<b>SAT., DEC. 19</b>	BOS at FLA, 5:00 p.m.	PIT at FLA, 5:00 p.m.
MIN at CGY, 9:00 p.m.	NYR at PHI, 1:00 p.m.	BUF at STL, 6:00 p.m.	ANA at CHI, 7:00 p.m.
DAL at SJ, 10:30 p.m.	DET at DAL, 3:00 p.m.	TOR at PIT, 7:00 p.m.	<b>MON., JAN. 4</b>
<b>SAT., DEC. 12</b>	PHX at ANA, 4:00 p.m.	NSH at CHI, 7:00 p.m.	BOS at NYR, 7:00 p.m.
WSH at TOR, 7:00 p.m.	PIT at BUF, 7:00 p.m.	VAN at CGY, 8:00 p.m.	LA at SJ, 10:30 p.m.
CAR at OTT, 7:00 p.m.	BOS at TOR, 7:00 p.m.	<b>MON., DEC. 28</b>	<b>TUE., JAN. 5</b>
PHI at NJ, 7:00 p.m.	MIN at OTT, 7:00 p.m.	ATL at NJ, 7:00 p.m.	FLA at TOR, 7:00 p.m.
BOS at NYI, 7:00 p.m.	MTL at NYI, 7:00 p.m.	CAR at WSH, 7:00 p.m.	DAL at NJ, 7:00 p.m.
BUF at NYR, 7:00 p.m.	FLA at CAR, 7:00 p.m.	DET at CBJ, 7:00 p.m.	MTL at WSH, 7:00 p.m.
MTL at ATL, 7:00 p.m.	NJ at ATL, 7:00 p.m.	MTL at OTT, 7:30 p.m.	BOS at OTT, 7:30 p.m.
ANA at CBJ, 7:00 p.m.	NSH at CGY, 7:00 p.m.	ATL at PIT, 7:30 p.m.	ATL at PIT, 7:30 p.m.
FLA at PIT, 7:30 p.m.	CBJ at COL, 9:00 p.m.	CGY at EDM, 9:00 p.m.	CGY at NSH, 8:00 p.m.

# NHL REGULAR SEASON SCHEDULE 2009-10

MIN at CHI, 8:30 p.m. PHX at EDM, 9:00 p.m. CBJ at VAN, 10:00 p.m. DET at ANA, 10:00 p.m.	<b>WED., JAN. 13</b> VAN at MIN, 7:00 p.m. WSH at FLA, 7:30 p.m. PIT at CGY, 9:30 p.m. BOS at ANA, 10:00 p.m.	<b>WED., JAN. 20</b> FLA at NJ, 7:00 p.m. STL at MTL, 7:30 p.m. VAN at EDM, 10:00 p.m.	<b>THU., JAN. 28</b> ATL at PHI, 7:00 p.m. OTT at PIT, 7:00 p.m. NYI at CAR, 7:00 p.m. LA at CBJ, 7:00 p.m. MIN at COL, 9:00 p.m. CGY at PHX, 9:00 p.m. STL at EDM, 9:30 p.m. CHI at SJ, 10:30 p.m.
<b>WED., JAN. 6</b> TB at BUF, 7:00 p.m. DAL at NYR, 7:00 p.m. TOR at PHI, 7:00 p.m. CGY at MIN, 8:00 p.m. NYI at COL, 9:00 p.m. STL at SJ, 10:30 p.m.	<b>THU., JAN. 14</b> PHI at TOR, 7:00 p.m. OTT at NYR, 7:00 p.m. BUF at ATL, 7:00 p.m. DAL at MTL, 7:30 p.m. FLA at TB, 7:30 p.m. CAR at DET, 7:30 p.m. MIN at STL, 8:00 p.m. CBJ at CHI, 8:30 p.m. NJ at PHX, 9:00 p.m. PIT at EDM, 9:30 p.m. ANA at LA, 10:30 p.m. BOS at SJ, 10:30 p.m.	<b>THU., JAN. 21</b> CBJ at BOS, 7:00 p.m. STL at OTT, 7:00 p.m. FLA at NYI, 7:00 p.m. NYR at PHI, 7:00 p.m. CAR at ATL, 7:00 p.m. TOR at TB, 7:00 p.m. WSH at PIT, 7:30 p.m. DET at MIN, 8:00 p.m. NSH at PHX, 9:00 p.m. CHI at CGY, 9:30 p.m. DAL at VAN, 10:00 p.m. BUF at LA, 10:30 p.m. ANA at SJ, 10:30 p.m.	<b>FRI., JAN. 29</b> TOR at NJ, 7:00 p.m. FLA at WSH, 7:00 p.m. BOS at BUF, 7:30 p.m. ANA at TB, 7:30 p.m. NSH at DET, 7:30 p.m. COL at DAL, 8:30 p.m.
<b>THU., JAN. 7</b> CHI at BOS, 7:00 p.m. OTT at WSH, 7:00 p.m. NYR at ATL, 7:00 p.m. FLA at MTL, 7:30 p.m. PHI at PIT, 7:30 p.m. CAR at NSH, 8:00 p.m. CBJ at EDM, 9:00 p.m. PHX at VAN, 10:00 p.m. STL at ANA, 10:00 p.m. DET at LA, 10:30 p.m.	<b>FRI., JAN. 15</b> TOR at WSH, 7:00 p.m. NSH at CGY, 9:00 p.m.	<b>FRI., JAN. 22</b> MTL at NJ, 7:00 p.m. NSH at COL, 9:00 p.m. DAL at EDM, 9:00 p.m.	<b>SAT., JAN. 30</b> MTL at OTT, 2:00 p.m. LA at BOS, 7:00 p.m. VAN at TOR, 7:00 p.m. NYI at PHI, 1:00 p.m. CHI at CAR, 7:00 p.m. CBJ at STL, 8:00 p.m. ATL at NSH, 8:00 p.m. NYR at PHX, 8:00 p.m. EDM at CGY, 10:00 p.m. MIN at SJ, 10:30 p.m.
<b>FRI., JAN. 8</b> TB at NJ, 7:00 p.m. COL at CAR, 7:00 p.m. TOR at BUF, 7:30 p.m. NYI at DAL, 8:30 p.m. CBJ at CGY, 9:00 p.m.	<b>SAT., JAN. 16</b> CHI at CBJ, 2:00 p.m. DET at DAL, 2:00 p.m. NJ at COL, 3:00 p.m. BOS at LA, 4:00 p.m. EDM at SJ, 4:00 p.m. OTT at MTL, 7:00 p.m. BUF at NYI, 7:00 p.m. TB at FLA, 7:00 p.m. ATL at CAR, 8:00 p.m. NYR at STL, 8:00 p.m. MIN at PHX, 8:00 p.m. PIT at VAN, 10:00 p.m.	<b>SAT., JAN. 23</b> OTT at BOS, 1:00 p.m. CAR at PHI, 1:00 p.m. NYR at MTL, 7:00 p.m. NJ at NYI, 7:00 p.m. PHX at WSH, 7:00 p.m. TOR at FLA, 7:00 p.m. LA at DET, 7:00 p.m. ATL at TB, 7:30 p.m. ANA at STL, 8:00 p.m. CBJ at MIN, 9:00 p.m. CHI at VAN, 10:00 p.m. BUF at SJ, 10:30 p.m.	<b>SUN., JAN. 31</b> DET at PIT, 3:00 p.m. TB at WSH, 3:00 p.m. LA at NJ, 5:00 p.m. NYI at FLA, 5:00 p.m. PHX at DAL, 6:00 p.m. NYR at COL, 8:00 p.m.
<b>SAT., JAN. 9</b> NYR at BOS, 1:00 p.m. COL at BUF, 7:00 p.m. PIT at TOR, 7:00 p.m. NJ at MTL, 7:00 p.m. FLA at OTT, 7:00 p.m. TB at PHI, 7:00 p.m. WSH at ATL, 7:00 p.m. ANA at NSH, 8:00 p.m. CHI at MIN, 8:00 p.m. NYI at PHX, 8:00 p.m. CGY at VAN, 10:00 p.m. STL at LA, 10:30 p.m. DET at SJ, 10:30 p.m.	<b>SUN., JAN. 17</b> PHI at WSH, 3:00 p.m. CHI at DET, 3:00 p.m. MTL at NYR, 7:00 p.m. CGY at ANA, 8:00 p.m.	<b>SUN., JAN. 24</b> PIT at PHI, 3:00 p.m. BOS at CAR, 5:00 p.m. DAL at COL, 8:00 p.m.	<b>MON., FEB. 1</b> BUF at PIT, 7:00 p.m. ANA at FLA, 7:30 p.m. PHI at CGY, 9:30 p.m. CAR at EDM, 9:30 p.m.
<b>SUN., JAN. 10</b> OTT at CAR, 5:00 p.m. DAL at CBJ, 7:00 p.m. ANA at CHI, 7:00 p.m.	<b>MON., JAN. 18</b> OTT at BOS, 1:00 p.m. NJ at NYI, 2:00 p.m. TB at CAR, 7:00 p.m. STL at CBJ, 7:00 p.m. BUF at PHX, 7:00 p.m. ATL at FLA, 7:30 p.m. TOR at NSH, 8:00 p.m. MIN at DAL, 8:00 p.m. EDM at COL, 9:00 p.m. CGY at SJ, 10:30 p.m.	<b>MON., JAN. 25</b> PIT at NYR, 7:00 p.m. STL at CGY, 9:30 p.m. BUF at VAN, 10:00 p.m.	<b>TUE., FEB. 2</b> WSH at BOS, 7:00 p.m. NJ at TOR, 7:00 p.m. TB at ATL, 7:00 p.m. VAN at MTL, 7:30 p.m. PHX at NSH, 8:00 p.m. MIN at DAL, 8:30 p.m. CBJ at COL, 9:00 p.m. NYR at LA, 10:30 p.m. DET at SJ, 10:30 p.m.
<b>MON., JAN. 11</b> PIT at MIN, 8:00 p.m. COL at CGY, 10:00 p.m. NSH at VAN, 10:30 p.m. SJ at LA, 10:30 p.m.	<b>TUE., JAN. 19</b> TB at NYR, 7:00 p.m. CBJ at PHI, 7:00 p.m. DET at WSH, 7:00 p.m. TOR at ATL, 7:00 p.m. CHI at OTT, 7:30 p.m. NYI at PIT, 7:30 p.m. BUF at ANA, 10:00 p.m. SJ at LA, 10:30 p.m.	<b>TUE., JAN. 26</b> LA at TOR, 7:00 p.m. WSH at NYI, 7:00 p.m. ANA at ATL, 7:00 p.m. NSH at CBJ, 7:00 p.m. NJ at OTT, 7:30 p.m. MTL at FLA, 7:30 p.m. PHX at DET, 7:30 p.m. CHI at EDM, 9:30 p.m.	<b>WED., FEB. 3</b> OTT at BUF, 7:00 p.m. STL at CHI, 8:30 p.m. CAR at CGY, 9:00 p.m. PHI at EDM, 9:30 p.m. DET at ANA, 10:00 p.m.
<b>TUE., JAN. 12</b> CAR at TOR, 7:00 p.m. DET at NYI, 7:00 p.m. NJ at NYR, 7:00 p.m. DAL at PHI, 7:00 p.m. OTT at ATL, 7:00 p.m. WSH at TB, 7:30 p.m. CBJ at STL, 8:00 p.m. NSH at EDM, 9:00 p.m. SJ at PHX, 9:00 p.m.		<b>WED., JAN. 27</b> NJ at BUF, 7:00 p.m. CAR at NYR, 7:00 p.m. ANA at WSH, 7:00 p.m. MTL at TB, 7:30 p.m. DET at MIN, 8:00 p.m. CGY at DAL, 8:30 p.m. STL at VAN, 10:00 p.m.	<b>THU., FEB. 4</b> MTL at BOS, 7:00 p.m. WSH at NYR, 7:00 p.m. DAL at CBJ, 7:00 p.m. VAN at OTT, 7:30 p.m. NYI at TB, 7:30 p.m.



# NHL REGULAR SEASON SCHEDULE 2009-10

SJ at STL, 8:00 p.m. COL at NSH, 8:00 p.m. EDM at MIN, 8:00 p.m. ANA at LA, 10:30 p.m.	<b>FRI., FEB. 5</b> TOR at NJ, 7:00 p.m. ATL at WSH, 7:00 p.m. CAR at BUF, 7:30 p.m. CGY at FLA, 7:30 p.m. PHX at CHI, 8:30 p.m.	<b>SAT., FEB. 6</b> VAN at BOS, 1:00 p.m. PIT at MTL, 3:00 p.m. DET at LA, 4:00 p.m. PHX at DAL, 6:00 p.m. OTT at TOR, 7:00 p.m. CAR at NYI, 7:00 p.m. NJ at NYR, 7:00 p.m. FLA at ATL, 7:00 p.m. CGY at TB, 7:00 p.m. BUF at CBJ, 7:00 p.m. CHI at STL, 8:00 p.m. SJ at NSH, 8:00 p.m. PHI at MIN, 8:00 p.m. EDM at COL, 10:00 p.m.	<b>SUN., FEB. 7</b> BOS at MTL, 3:00 p.m. PIT at WSH, 3:00 p.m.	<b>MON., FEB. 8</b> SJ at TOR, 7:00 p.m. NJ at PHI, 7:00 p.m. STL at COL, 9:30 p.m. EDM at PHX, 9:30 p.m. LA at ANA, 10:00 p.m.	<b>TUE., FEB. 9</b> BOS at BUF, 7:00 p.m. NSH at NYI, 7:00 p.m. FLA at CAR, 7:00 p.m. CGY at OTT, 7:30 p.m. VAN at TB, 7:30 p.m. DET at STL, 8:00 p.m. DAL at CHI, 8:30 p.m.	<b>WED., FEB. 10</b> PHI at NJ, 7:00 p.m. NSH at NYR, 7:00 p.m. SJ at CBJ, 7:00 p.m. WSH at MTL, 7:30 p.m. NYI at PIT, 7:30 p.m. PHX at MIN, 8:00 p.m. ATL at COL, 9:00 p.m. EDM at ANA, 10:00 p.m.	<b>THU., FEB. 11</b> WSH at OTT, 7:00 p.m. BUF at CAR, 7:00 p.m. BOS at TB, 7:30 p.m. VAN at FLA, 7:30 p.m. SJ at DET, 7:30 p.m. DAL at CGY, 9:30 p.m. EDM at LA, 10:30 p.m.	<b>FRI., FEB. 12</b> NSH at NJ, 7:00 p.m. MTL at PHI, 6:00 p.m. VAN at CBJ, 7:00 p.m. NYR at PIT, 7:30 p.m. TOR at STL, 8:00 p.m. ATL at MIN, 8:00 p.m. PHX at COL, 9:00 p.m.	<b>SAT., FEB. 13</b> TB at NYI, 2:00 p.m. SJ at BUF, 7:00 p.m. PHI at MTL, 7:00 p.m. NJ at CAR, 7:00 p.m. BOS at FLA, 7:00 p.m. OTT at DET, 7:00 p.m. WSH at STL, 8:00 p.m. DAL at PHX, 8:00 p.m. ATL at CHI, 8:30 p.m. ANA at CGY, 10:00 p.m. COL at LA, 10:30 p.m.	<b>SUN., FEB. 14</b> TB at NYR, 1:00 p.m. NSH at PIT, 1:00 p.m. VAN at MIN, 3:00 p.m. OTT at NYI, 5:00 p.m. CHI at CBJ, 5:00 p.m. ANA at EDM, 7:00 p.m.	<b>MON., MAR. 1</b> DET at COL, 9:00 p.m.	<b>TUE., MAR. 2</b> MTL at BOS, 7:00 p.m. CAR at TOR, 7:00 p.m. CHI at NYI, 7:00 p.m. FLA at ATL, 7:00 p.m. VAN at CBJ, 7:30 p.m. NYR at OTT, 7:30 p.m. BUF at PIT, 7:30 p.m. PHI at TB, 7:30 p.m. EDM at NSH, 8:00 p.m. LA at DAL, 8:30 p.m. STL at PHX, 9:00 p.m. NJ at SJ, 10:30 p.m.	<b>WED., MAR. 3</b> WSH at BUF, 7:00 p.m. PHI at FLA, 7:30 p.m. VAN at DET, 7:30 p.m. EDM at CHI, 8:30 p.m. MIN at CGY, 10:00 p.m. COL at ANA, 10:00 p.m.	<b>THU., MAR. 4</b> TOR at BOS, 7:00 p.m. PIT at NYR, 7:00 p.m. TB at WSH, 7:00 p.m. OTT at CAR, 7:00 p.m. NYI at ATL, 7:00 p.m. LA at NSH, 8:00 p.m. STL at DAL, 8:30 p.m. COL at PHX, 9:00 p.m. MTL at SJ, 10:30 p.m.	<b>FRI., MAR. 5</b> PHI at BUF, 7:30 p.m. NSH at DET, 7:30 p.m. VAN at CHI, 8:30 p.m. NJ at CGY, 9:00 p.m. MIN at EDM, 9:00 p.m.	<b>SAT., MAR. 6</b> DAL at PIT, 1:00 p.m. BOS at NYI, 2:00 p.m. TOR at OTT, 7:00 p.m. NYR at WSH, 7:00 p.m. CAR at FLA, 7:00 p.m. ATL at TB, 7:30 p.m. ANA at PHX, 8:00 p.m. STL at COL, 9:00 p.m. MTL at LA, 10:00 p.m. CBJ at SJ, 10:30 p.m.	<b>SUN., MAR. 7</b> BOS at PIT, 3:00 p.m. VAN at NSH, 3:00 p.m. CGY at MIN, 3:00 p.m. CAR at ATL, 5:00 p.m. BUF at NYR, 7:00 p.m. TOR at PHI, 7:00 p.m. DET at CHI, 7:00 p.m. NJ at EDM, 8:00 p.m. MTL at ANA, 8:00 p.m.	<b>MON., MAR. 8</b> DAL at WSH, 7:00 p.m. CBJ at LA, 10:30 p.m.	<b>TUE., MAR. 9</b> BOS at TOR, 7:00 p.m. NYI at PHI, 7:00 p.m. NSH at ATL, 7:00 p.m. TB at MTL, 7:30 p.m. CGY at DET, 7:30 p.m. FLA at MIN, 8:00 p.m. VAN at COL, 9:00 p.m. OTT at EDM, 9:00 p.m. CBJ at ANA, 10:00 p.m.	<b>WED., MAR. 10</b> DAL at BUF, 7:00 p.m. NYR at NJ, 7:00 p.m. CAR at WSH, 7:00 p.m. LA at CHI, 8:30 p.m. VAN at PHX, 10:00 p.m.	<b>THU., MAR. 11</b> TB at TOR, 7:00 p.m. STL at NYI, 7:00 p.m. BOS at PHI, 7:00 p.m. PIT at CAR, 7:00 p.m. ATL at CBJ, 7:00 p.m. EDM at MTL, 7:30 p.m. MIN at DET, 7:30 p.m. FLA at COL, 9:00 p.m. OTT at CGY, 9:00 p.m. NSH at SJ, 10:30 p.m.	<b>FRI., MAR. 12</b> PIT at NJ, 7:00 p.m. TB at WSH, 7:00 p.m. MIN at BUF, 7:30 p.m.	NYR at ATL, 7:30 p.m. LA at DAL, 8:30 p.m. NSH at ANA, 10:00 p.m.	<b>SAT., MAR. 13</b> CHI at PHI, 1:00 p.m. EDM at TOR, 7:00 p.m. BOS at MTL, 7:00 p.m. NJ at NYI, 7:00 p.m. PHX at CAR, 7:00 p.m. BUF at DET, 7:00 p.m. STL at CBJ, 7:00 p.m. OTT at VAN, 10:00 p.m. FLA at SJ, 10:30 p.m.	<b>SUN., MAR. 14</b> PHI at NYR, 3:00 p.m. COL at DAL, 3:00 p.m. NSH at LA, 3:00 p.m. TOR at NYI, 5:00 p.m. PHX at ATL, 5:00 p.m. PIT at TB, 5:00 p.m. STL at MIN, 6:00 p.m. WSH at CHI, 7:00 p.m. SJ at ANA, 8:00 p.m. CGY at VAN, 10:00 p.m.	<b>MON., MAR. 15</b> BOS at NJ, 7:00 p.m. EDM at CBJ, 7:00 p.m. DET at CGY, 9:30 p.m.	<b>TUE., MAR. 16</b> MTL at NYR, 7:00 p.m. BOS at CAR, 7:00 p.m. BUF at ATL, 7:00 p.m. TOR at OTT, 7:30 p.m. PHX at TB, 7:30 p.m. WSH at FLA, 7:30 p.m. COL at STL, 8:00 p.m. PHI at NSH, 8:00 p.m. EDM at MIN, 8:00 p.m. SJ at DAL, 8:30 p.m. NYI at VAN, 10:00 p.m.	<b>WED., MAR. 17</b> PIT at NJ, 7:00 p.m. CGY at COL, 9:00 p.m. CHI at ANA, 10:00 p.m.	<b>THU., MAR. 18</b> PIT at BOS, 7:00 p.m. STL at NYR, 7:00 p.m. WSH at CAR, 7:00 p.m. OTT at ATL, 7:00 p.m. NJ at TOR, 7:30 p.m. BUF at TB, 7:30 p.m. PHX at FLA, 7:30 p.m. MIN at NSH, 8:00 p.m. PHI at DAL, 8:30 p.m. SJ at VAN, 10:00 p.m. CHI at LA, 10:30 p.m.	<b>FRI., MAR. 19</b> MIN at CBJ, 7:00 p.m. SJ at CGY, 9:00 p.m. DET at EDM, 9:00 p.m. NYI at ANA, 10:00 p.m.
---	---	--	---	--	---	---	---	--	---	---	--	--	---	--	---	--	---	---	--	--	---	---	---	---	--	--	--	---	---	--

# NHL REGULAR SEASON SCHEDULE 2009-10

## SAT., MAR. 20

CAR at PIT, 1:00 p.m.  
OTT at DAL, 2:00 p.m.  
MTL at TOR, 7:00 p.m.  
STL at NJ, 7:00 p.m.  
PHI at ATL, 7:00 p.m.  
BUF at FLA, 7:00 p.m.  
WSH at TB, 7:30 p.m.  
CBJ at NSH, 8:00 p.m.  
CHI at PHX, 9:00 p.m.  
DET at VAN, 10:00 p.m.  
NYI at LA, 10:30 p.m.

## SUN., MAR. 21

NYR at BOS, 3:00 p.m.  
CGY at MIN, 3:00 p.m.  
BUF at CAR, 5:00 p.m.  
TB at FLA, 5:00 p.m.  
NSH at STL, 6:00 p.m.  
ATL at PHI, 7:00 p.m.  
PHX at DAL, 7:00 p.m.  
SJ at EDM, 8:00 p.m.  
COL at ANA, 8:00 p.m.

## MON., MAR. 22

PIT at DET, 7:00 p.m.  
OTT at MTL, 7:30 p.m.  
COL at LA, 10:30 p.m.

## TUE., MAR. 23

FLA at TOR, 7:00 p.m.  
CBJ at NJ, 7:00 p.m.  
BOS at ATL, 7:00 p.m.  
PHI at OTT, 7:30 p.m.  
CAR at TB, 7:30 p.m.  
DAL at NSH, 8:00 p.m.  
SJ at MIN, 8:00 p.m.  
PHX at CHI, 8:30 p.m.  
ANA at CGY, 9:00 p.m.  
VAN at EDM, 9:00 p.m.

## WED., MAR. 24

NYI at NYR, 7:00 p.m.  
PIT at WSH, 7:00 p.m.  
MTL at BUF, 7:30 p.m.  
STL at DET, 7:30 p.m.  
LA at COL, 9:00 p.m.  
ANA at VAN, 10:00 p.m.

## THU., MAR. 25

TB at BOS, 7:00 p.m.  
NYR at NJ, 7:00 p.m.  
CGY at NYI, 7:00 p.m.  
MIN at PHI, 7:00 p.m.  
WSH at CAR, 7:00 p.m.

TOR at ATL, 7:00 p.m.  
CHI at CBJ, 7:00 p.m.  
FLA at MTL, 7:30 p.m.  
LA at STL, 8:00 p.m.  
PHX at NSH, 8:00 p.m.  
DAL at SJ, 10:30 p.m.

## FRI., MAR. 26

OTT at BUF, 7:30 p.m.  
MIN at DET, 7:30 p.m.  
ANA at EDM, 9:00 p.m.

## SAT., MAR. 27

CGY at BOS, 1:00 p.m.  
PHI at PIT, 1:00 p.m.  
TB at BUF, 7:00 p.m.  
NYR at TOR, 7:00 p.m.  
NJ at MTL, 7:00 p.m.  
FLA at OTT, 7:00 p.m.  
ATL at CAR, 7:00 p.m.  
NYI at CBJ, 7:00 p.m.  
DET at NSH, 8:00 p.m.  
COL at PHX, 9:00 p.m.  
VAN at SJ, 10:00 p.m.  
DAL at LA, 10:30 p.m.

## SUN., MAR. 28

CGY at WSH, 3:00 p.m.  
TOR at PIT, 5:00 p.m.  
EDM at STL, 6:00 p.m.  
NJ at PHI, 7:00 p.m.  
CBJ at CHI, 7:00 p.m.  
COL at SJ, 8:00 p.m.

## MON., MAR. 29

BUF at BOS, 7:00 p.m.  
CAR at ATL, 7:00 p.m.  
NSH at FLA, 7:30 p.m.  
LA at MIN, 9:00 p.m.  
DAL at ANA, 10:00 p.m.

## TUE., MAR. 30

ATL at TOR, 7:00 p.m.  
BOS at NJ, 7:00 p.m.  
NYR at NYI, 7:00 p.m.  
OTT at WSH, 7:00 p.m.  
TB at CBJ, 7:00 p.m.  
EDM at DET, 7:30 p.m.  
CHI at STL, 8:00 p.m.  
LA at NSH, 8:00 p.m.  
PHX at VAN, 10:00 p.m.

## WED., MAR. 31

FLA at BUF, 7:00 p.m.  
CAR at MTL, 7:00 p.m.  
TB at PIT, 7:30 p.m.

CHI at MIN, 8:00 p.m.  
SJ at DAL, 8:30 p.m.  
ANA at COL, 9:00 p.m.  
PHX at CGY, 9:30 p.m.

## THU., APR. 1

FLA at BOS, 7:00 p.m.  
BUF at TOR, 7:00 p.m.  
PHI at NYI, 7:00 p.m.  
ATL at WSH, 7:00 p.m.  
CAR at OTT, 7:30 p.m.  
CBJ at DET, 7:30 p.m.  
STL at NSH, 8:00 p.m.  
VAN at LA, 10:30 p.m.

## FRI., APR. 2

CHI at NJ, 7:00 p.m.  
MTL at PHI, 7:00 p.m.  
NYR at TB, 7:30 p.m.  
SJ at MIN, 8:00 p.m.  
EDM at DAL, 8:30 p.m.  
CGY at COL, 9:30 p.m.  
VAN at ANA, 10:00 p.m.

## SAT., APR. 3

ATL at PIT, 1:00 p.m.  
OTT at NYI, 2:00 p.m.  
NSH at DET, 2:00 p.m.  
BOS at TOR, 7:00 p.m.  
BUF at MTL, 7:00 p.m.  
NJ at CAR, 7:00 p.m.  
NYR at FLA, 7:00 p.m.  
WSH at CBJ, 7:00 p.m.  
DAL at STL, 8:00 p.m.  
EDM at PHX, 10:00 p.m.  
ANA at LA, 10:30 p.m.

## SUN., APR. 4

DET at PHI, 3:00 p.m.  
CGY at CHI, 3:00 p.m.  
SJ at COL, 8:00 p.m.  
MIN at VAN, 10:00 p.m.

## MON., APR. 5

BOS at WSH, 7:00 p.m.  
CBJ at STL, 8:00 p.m.  
MIN at EDM, 9:30 p.m.

## TUE., APR. 6

NYR at BUF, 7:00 p.m.  
PHI at TOR, 7:00 p.m.  
MTL at NYI, 7:00 p.m.  
NJ at ATL, 7:00 p.m.  
WSH at PIT, 7:30 p.m.  
CAR at TB, 7:30 p.m.  
OTT at FLA, 7:30 p.m.

CHI at DAL, 8:30 p.m.  
SJ at CGY, 9:30 p.m.  
COL at VAN, 10:00 p.m.  
LA at ANA, 10:00 p.m.

## WED., APR. 7

TOR at NYR, 7:00 p.m.  
CBJ at DET, 7:30 p.m.  
STL at CHI, 8:30 p.m.  
COL at EDM, 9:30 p.m.  
NSH at PHX, 10:00 p.m.

## THU., APR. 8

BUF at BOS, 7:00 p.m.  
MTL at CAR, 7:00 p.m.  
NYI at PIT, 7:30 p.m.  
OTT at TB, 7:30 p.m.  
NJ at FLA, 7:30 p.m.  
ANA at DAL, 8:30 p.m.  
MIN at CGY, 9:30 p.m.  
PHX at LA, 10:30 p.m.  
VAN at SJ, 10:30 p.m.

## FRI., APR. 9

PHI at NYR, 7:00 p.m.  
ATL at WSH, 7:00 p.m.  
DET at CBJ, 7:00 p.m.  
ANA at STL, 8:00 p.m.  
CHI at COL, 9:00 p.m.

## SAT., APR. 10

CAR at BOS, 1:00 p.m.  
EDM at LA, 4:00 p.m.  
TOR at MTL, 7:00 p.m.  
BUF at OTT, 7:00 p.m.  
NYI at NJ, 7:00 p.m.  
PIT at ATL, 7:00 p.m.  
FLA at TB, 7:30 p.m.  
STL at NSH, 8:00 p.m.  
DAL at MIN, 8:00 p.m.  
CGY at VAN, 10:00 p.m.  
PHX at SJ, 10:30 p.m.

## SUN., APR. 11

NYR at PHI, 3:00 p.m.  
BOS at WSH, 3:00 p.m.  
DET at CHI, 3:00 p.m.  
LA at COL, 3:00 p.m.  
BUF at NJ, 5:00 p.m.  
PIT at NYI, 5:00 p.m.  
TB at FLA, 5:00 p.m.  
EDM at ANA, 8:00 p.m.

## MEDIA INFORMATION

### WACHOVIA CENTER

#### EXECUTIVE OFFICES:

Broad Street entrance, West side (215) 465-4500.

#### WACHOVIA CENTER BOX OFFICE:

Broad Street South side, Box Office is open from 9 a.m. to 6 p.m. weekdays; 10 a.m. to 4:30 p.m.

Saturdays, Sundays and holidays (Sundays and Holidays on event days only). Tickets for all

Wachovia Complex events can be purchased at the Wachovia Center Box Office and select ACME locations.

#### TICKETS FOR UPCOMING EVENTS:

Main Concourse Level, opposite Section 104.

#### WILL CALL:

Wachovia Center Box Office, Designated Windows.

#### GUEST SERVICES CENTERS:

Main Concourse Level in the Broad Street Atrium. Mezzanine Concourse Level, Broad Street South side.

#### SECURITY OFFICE:

Main Concourse Level, Broad Street West side.

#### FIRST AID ROOM:

Main Concourse Level, 11th Street North side.

#### PUBLIC TELEPHONES:

Main Concourse and Mezzanine Levels, various locations.

#### SMOKING POLICY:

Wachovia Center is a smoke-free facility.

#### TELEPHONE SERVICE:

Requests for telephone lines in press box or other areas should be directed to Shirley Posey in the Wachovia Center Operations Department at (215) 389-9475.

#### CREDENTIALS:

Credentials are required for access into the building. Season passes are issued to those media members who regularly cover the Flyers. Individual game passes may be applied for by contacting the Flyers Public Relations Department at least 24 hours prior to a game. Press box space is limited. For this reason, the Flyers ask that any media member holding a season pass and not covering a game to notify the Flyers Public Relations Office by Noon on the day of the game at (215) 389-9554.

For bloggers and website representatives unaffiliated with a traditional media outlet:

A request for credentials must be sent by e-mail or in writing to the Home Club's director of media relations a minimum of 72 hours in advance of the game specified. The credential must be applied for, and issued in, the applicant's full legal name. The method of proposed content collection (digital camera, etc.) must be specified and approved in advance by the Club.

The request must include the specific assignment for which the credential is sought. "General coverage" is not an acceptable description.

Clubs, or the League, may request additional information for verification/authentication such as verifiable traffic/subscriber data for the requesting entity, as well as proof the site has been producing content for a minimum of six continuous months prior to the application. Credential applications will be approved on an individual game basis unless otherwise approved by the Club and the League.

#### PHOTOGRAPHERS:

Photographers from accredited magazines, newspapers and wire services may shoot from designated areas. Positions are assigned on a period-by-period basis by Gene Prince, Press Box Steward. Those photographers who need access to strobes must contact the Flyers Public Relations Department at least 24 hours prior to a game at (215) 389-9554.

#### PRESS PARKING:

Media members attending a Flyers game at the Wachovia Center should park in Flot, located directly between the Wachovia Center and Wachovia Spectrum along 11th Street. Access to this lot is by permit only. The media members who cover the Flyers on a regular basis will receive parking passes. Parking space is limited on a first come, first-served basis.

#### PRESS ENTRANCE:

Media members attending Flyers games at the Wachovia Center should enter the building through the press entrance located on the North side of the Main Concourse Level and marked as Stairwell 18. All media members are asked to have their passes ready to present to security at the entrance.

#### PRESS LOUNGE:

The press lounge is located in the Northeast corner of the Event Floor Level (Level One). Game notes, press kits and food are available to the media in the press lounge during the course of an event. Storage and working space is also made available for media members' use in the press lounge. Meals are served two hours before face-off time. Refreshments are available during the game.

#### LOCKER ROOMS:

The locker rooms are located on the West side (Broad Street) of the Event Level (Level One).

Unless otherwise indicated, locker rooms are open to the media after the game only. All media members are asked to have their passes ready to present to security at the entrance. No autographs are permitted in the locker room area.

#### PRESS BOX:

The press box, located on the East side (11th Street) of the Balcony Level (Level Seven), is accessible from both the press lounge and from the concourse via a press elevator, located in the northeast corner of the building. The following services are provided to all media members in the press box:

1. Pre-game and post-game information, statistics and summaries
2. Updates during the game regarding statistics, scores from other games around the NHL, officiating decisions and other items of interest.
3. Closed circuit television monitors of game action
4. Work area

#### TELEVISION TRUCKS:

Television stations/networks covering events at the Wachovia Center should contact Chris Corey (215-952-5364; ccorey@comcast-spectacor.com) of the Electronic Media Department with technical requirements and Joe Sheridan (215-952-7345; js Sheridan@comcast-spectacor.com) in the Operations Department regarding parking and security. Television trucks will be able to park and connect to the Wachovia Center on the north side of the Event Level. Trucks should enter the Wachovia Center from the 11th Street entrance and proceed to the loading dock area.

#### MEDIA SERVICE STAFF:

Sr. Director of Communications ..... Zack Hill  
Coordinator of Media Services  
and Publications ..... Joe Siville  
PR Assistant ..... Brian Smith  
Press Box Steward ..... Gene Prince  
V.P., Security and Services ..... Mike Hasson  
Event Security Manager ..... John Thomas  
Press Box Phone ..... (215) 336-3600 ext. 2115

**PHILADELPHIA FLYERS PUBLIC RELATIONS CONTACT**



**Zack Hill**  
Sr. Director of Communications



**Joe Siville**  
Coordinator, Media Services  
& Publications



**Brian Smith**  
PR Assistant

**PHILADELPHIA FLYERS MEDIA**




**Sam Carchidi**  
Philadelphia Inquirer



**Wayne Fish**  
Bucks County  
Courier Times




**Dan Gelston**  
Associated Press



**Chuck Gormley**  
Camden Courier Post



**Frank Seravalli**  
Philadelphia Daily News



**Tim Panaccio**  
CSNPhilly.com



**Anthony Sanfilippo**  
Delaware County  
Daily Times

# FLYERS SEASON SCHEDULE 2009-10

## SEPTEMBER

SUN	MON	TUE	WED	THU	FRI	SAT
		1	2	3	4	5
6	7	8	9	10	11	12
13	14	15	16 DET 7:30	17 TOR 7:00	18	19 TOR 7:00
20	21	22 DET 7:00	23	24 NJ 7:00	25	26 NJ 7:00
27	28	29 MIN 7:00	30			

## JANUARY

SUN	MON	TUE	WED	THU	FRI	SAT
					1 BOS 1:00	2
3 OTT 3:00	4	5	6 TOR 7:00	7 PIT 7:30	8	9 TB 7:00
10	11	12 DAL 7:00	13	14 TOR 7:00	15	16
17 WSH 3:00	18	19 CBJ 7:00	20	21 NYR 7:00	22	23 CAR 1:00
24 PIT 3:00	25	26	27	28 ATL 7:00	29	30 NYI 1:00
31						

## OCTOBER

SUN	MON	TUE	WED	THU	FRI	SAT
				1	2 CAR 7:00	3 NJ 7:00
4	5	6 WSH 7:00	7	8 PIT 7:00	9	10 ANA 7:00
11	12	13	14	15	16 FLA 7:30	17
18	19	20	21	22 BOS 7:00	23	24 FLA 7:00
25 SJ 7:00	26	27 WSH 7:00	28	29	30	31 CAR 1:00

## FEBRUARY

SUN	MON	TUE	WED	THU	FRI	SAT
	1 CGY 9:30	2	3 EDM 9:30	4	5	6 MIN 8:00
7	8 NJ 7:00	9	10 NJ 7:00	11	12 MTL 6:00	13 MTL 7:00
14	15	16	17	18	19	20
21	22	23	24	25	26	27
28						

## NOVEMBER

SUN	MON	TUE	WED	THU	FRI	SAT
1	2 TB 7:00	3	4	5	6 BUF 7:00	7 STL 7:00
8	9	10	11	12 OTT 7:00	13	14 BUF 7:00
15	16 NJ 7:00	17	18 LA 10:30	19	20 SJ 10:00	21 PHX 8:00
22	23 COL 9:00	24	25 NYI 7:00	26	27 BUF 1:00	28 ATL 7:00
29	30					

## MARCH

SUN	MON	TUE	WED	THU	FRI	SAT
	1	2 TB 7:30	3 FLA 7:30	4	5 BUF 7:00	6
7 TOR 7:00	8	9 NYI 7:00	10	11 BOS 7:00	12	13 CHI 1:00
14 NYR 3:00	15	16 NSH 8:00	17	18 DAL 8:30	19	20 ATL 7:00
21 ATL 7:00	22	23 OTT 7:30	24	25 MIN 7:00	26	27 PIT 1:00
28 NJ 7:00	29	30	31			

## DECEMBER

SUN	MON	TUE	WED	THU	FRI	SAT
		1	2	3 VAN 7:00	4	5 WSH 7:00
6	7 MTL 7:30	8 NYI 7:00	9	10 OTT 7:00	11	12 NJ 7:00
13	14 BOS 7:00	15 PIT 7:00	16	17 PIT 7:00	18	19 NYR 1:00
20	21 FLA 7:00	22	23 TB 7:30	24	25	26 CAR 7:00
27 NYI 6:00	28	29	30 NYR 7:00	31		

## APRIL

SUN	MON	TUE	WED	THU	FRI	SAT
				1 NYI 7:00	2 MTL 7:00	3
4 DET 3:00	5	6 TOR 7:00	7	8	9 NYR 7:00	10
11 NYR 3:00	12	13	14	15	16	17
18	19	20	21	22	23	24
25	26	27	28	29	30	



HOME GAME



HOME GAME (PRESEASON)



WINTER CLASSIC



AWAY GAME



FLYERS WIVES CARNIVAL

## NOTES

This image shows a single sheet of white paper with horizontal ruling lines. The lines are evenly spaced and run across the width of the page. There are no margins, text, or other markings on the paper.

NOTES

This image shows a single page of white paper with horizontal ruling lines. The lines are evenly spaced and run across the width of the page. There are no margins, text, or other markings on the paper.



2009-2010 PHILADELPHIA FLYERS

## SEASON SCHEDULE

## OCTOBER

SUN	MON	TUE	WED	THU	FRI	SAT
				1	2 CAR 7:00	3 NJ 7:00
					TCN	TCN
4	5	6 WSH 7:00	7	8 PIT 7:00	9	10 ANA 7:00
		VS		CSN		CSN
11	12	13	14	15	16 FLA 7:30	17
					CSN	
18	19	20	21	22 BOS 7:00	23	24 FLA 7:00
				CSN		CSN
25 SJ 7:50	26	27 WSH 7:00	28	29	30	31 CAR 1:00
CSN		VS				CSN

## JANUARY

SUN	MON	TUE	WED	THU	FRI	SAT
					1 BOS 1:00	2
					NBC	
3 OTT 7:00	4	5	6 TOR 7:00	7 PIT 7:30	8	9 TB 7:00
CSN			CSN	CSN		CSN
10	11	12 DAL 7:00	13	14 TOR 7:00	15	16
		CSN		CSN		
17 WSH 3:00	18	19 CBJ 7:00	20	21 NYR 7:00	22	23 CAR 1:00
CSN		CSN		CSN		CSN
24 PIT 3:00	25	26	27	28 ATL 7:00	29	30 NYI 1:00
CSN				CSN		CSN

## NOVEMBER

SUN	MON	TUE	WED	THU	FRI	SAT
1	2 TB 7:00	3	4	5	6 BUF 7:00	7 STL 7:00
	CSN				TCN	CSN
8	9	10	11	12 OTT 7:00	13	14 BUF 7:00
				CSN		CSN
15	16 NJ 7:00	17	18 LA 10:30	19	20 SJ 10:00	21 PHX 8:00
	VS		CSN		CSN	CSN
22	23 COL 9:00	24	25 NYI 7:00	26	27 BUF 1:00	28 ATL 7:00
	CSN		CSN		CSN	CSN
29	30					

## FEBRUARY

SUN	MON	TUE	WED	THU	FRI	SAT
	1 CGY 9:30	2	3 EDM 9:30	4	5	6 MIN 8:00
	CSN		TCN			CSN
7	8 NJ 7:00	9	10 NJ 7:00	11	12 MTL 6:00	13 MTL 7:00
	VS		CSN		CSN	CSN
14	15	16	17	18	19	20
21	22	23	24	25	26	27
28						

## DECEMBER

SUN	MON	TUE	WED	THU	FRI	SAT
		1	2	3 VAN 7:00	4	5 WSH 7:00
				CSN		CSN
6	7 MTL 7:30	8 NYI 7:00	9	10 OTT 7:00	11	12 NJ 7:00
	TCN	VS		CSN		CSN
13	14 BOS 7:00	15 PIT 7:00	16	17 PIT 7:00	18	19 NYR 1:00
	TCN	VS		CSN		CSN
20	21 FLA 7:00	22	23 TB 7:30	24	25	26 CAR 7:00
	CSN		CSN			CSN
27 NYI 5:00	28	29	30 NYR 7:00	31		
CSN			CSN			

## MARCH

SUN	MON	TUE	WED	THU	FRI	SAT
	1	2 TB 7:30	3 FLA 7:30	4	5 BUF 7:30	6
		VS	CSN		TCN	
7 TOR 7:00	8	9 NYI 7:00	10	11 BOS 7:00	12	13 CHI 1:00
CSN		VS		CSN		CSN
14 NYR 3:00	15	16 NSH 8:00	17	18 DAL 8:30	19	20 ATL 7:00
		CSN		CSN		TCN
21 ATL 7:00	22	23 OTT 7:30	24	25 MIN 7:00	26	27 PIT 1:00
CSN		CSN		CSN		CSN
28 NJ 7:00	29	30	31			
CSN						

## APRIL

SUN	MON	TUE	WED	THU	FRI	SAT
				1 NYI 7:00	2 MTL 7:00	3
				CSN	CSN	
4 DET 3:00	5	6 TOR 7:00	7	8	9 NYR 7:00	10
CSN		TCN			TCN	
11 NYR 3:00	12	13	14	15	16	17
CSN						

All times are Eastern. All game times and broadcasts subject to change.

CSN = Comcast Sportsnet NBC = NBC Sports

TCN = The Comcast Network VS = VERSUS

HOME GAME	HOME GAME (PRESEASON)
AWAY GAME	FLYERS WIVES CARNIVAL
WINTER CLASSIC	FAN APPRECIATION NIGHT
WINTER OLYMPIC BREAK	



FLYERS HOCKEY

RELENTLESS

WACHOVIA CENTER  
Comcast Spectacor

PHILADELPHIAFLYERS.COM