

ANYTIME. ANYWHERE.

STANLEY CUP PLAYOFFS  2020



CC
SPECTACOR

ETLS FARGO
CENTER

2019-20 PHILADELPHIA FLYERS DIRECTORY

PHILADELPHIA FLYERS

Wells Fargo Center | 3601 South Broad Street | Philadelphia, PA 19148
Phone 215-465-4500 | PR FAX 215-218-7837 | www.philadelphiaflyers.com

EXECUTIVE MANAGEMENT

Chairman/CEO, Comcast-Spectacor	Dave Scott
President, Hockey Operations & General Manager	Chuck Fletcher
President, Business Operations	Valerie Camillo
Governor	Dave Scott
Alternate Governors	Valerie Camillo, Chuck Fletcher, Phil Weinberg
Senior Advisors	Bill Barber, Bob Clarke, Paul Holmgren
Executive Assistants	Janine Gussin, Frani Scheidly, Tammi Zlatkowski

HOCKEY CLUB PERSONNEL

Vice President/Assistant General Manager	Brent Flahr
Vice President/Assistant General Manager	Barry Hanrahan
Senior Advisor to the General Manager	Dean Lombardi
Head Coach	Alain Vigneault
Assistant Coaches	Ian Laperriere, Michel Therrien, Mike Yeo
Goaltending Coach	Kim Dillabaugh
Video Coach	Adam Patterson
Assistant Video Coach	Vinny Yula
Pro Scouts	Dave Brown, John Chapman, Ross Fitzpatrick, Al Hill, Alyn McCauley
College Scout	Wade Clarke
Amateur Scouts	Martin Gendron, Mark Greig, Joakim Grundberg, Todd Hearty, Ken Hoodikoff, Dennis Patterson, Rick Pracey, Nick Pryor, Jan Slansky
Player Development Coaches	Brett Hextall, John Riley, Kjell Samuelsson, Nick Schultz
Goaltending Development Coach	Brady Robinson
Skills Coach	Angelo Ricci
Senior Director, Team Services	Bryan Hardenbergh
Director of Hockey Analytics	Ian Anderson
Director of Hockey Information/Video	Tom Minton
Lead Developer	Jacob Hurlbut
Hockey Analyst	Matt Karliner
Executive Assistant to President, Hockey Ops/GM	Susan Papaneri
Executive Assistant, Hockey Operations	Jody Clarke

MEDICAL/TRAINING STAFF

Director of Sports Medicine	Jim McCrossin
Assistant Athletic Trainer	Sal Raffa
Head of Strength and Conditioning	Chris Osmond
Asst. Strength and Conditioning Coach	Dan Warnke
Massage Therapist	Martin Roza
Team Physicians	Peter DeLuca, M.D.; Gary Dorshimer, M.D.; Guy Lanzi, D.M.D.; Frank Brady, D.C.
Dietician	Nyree Dardarian
Equipment Managers	Harry Bricker, Andy Rannells
Assistant Equipment Trainers	Mike Craytor, Mike Lefczik, Anthony Oratorio

COMMUNICATIONS DEPARTMENT

Senior Director, Communications	Sarah Schwab
Senior Director, Communications	Zack Hill
Director, Player Relations	Joe Siville
Manager, Broadcasting & Media Services	Brian Smith
Video Coordinator	John Feher
PR Assistant	Allie Samuelsson

LEHIGH VALLEY PHANTOMS

PPL Center | 740 Hamilton Street, Suite 300 | Allentown, PA 18101
610-224-4625

HOCKEY OPERATIONS

Co-Owner/Governor	Jim Brooks
Co-Owner/Governor	Rob Brooks
General Manager	Chuck Fletcher
Assistant General Managers	Brent Flahr, Barry Hanrahan
Head Coach	Scott Gordon
Assistant Coaches	Kerry Huffman
Player Development	Kjell Samuelsson, John Riley, Brett Hextall, Brady Robinson
Executive Vice President	Chris Porreca
Head Athletic Trainer	Brian Grogesky
Head Equipment Manager	Zac Guercia
Assistant Equipment Manager	Nolan Bowker
Manager of Hockey Operations	Bill Downey





JACK MCILHARGEY

1952 - 2020



Jack McIlhargey, a longtime member of the Flyers organization, passed away in British Columbia on July 18 at the age of 68 after a battle with cancer. Jack began his NHL career with the Flyers and contributed to the organization's success over the years as a player, an assistant coach, and most recently as a scout until his passing. He helped the Flyers to three Conference Championships, including two as a player.

Jack will be deeply missed, but his legacy with the Flyers will be felt for years to come. He was a large part of drafting the players on today's team and the ones currently in the system who will make up a new generation of Flyers. The Flyers organization sends its condolences to Jack's wife Karyne, and his three daughters, Erin, Georgia and Anna.



DAVID A. SCOTT

CHAIRMAN / CHIEF EXECUTIVE OFFICER OF COMCAST SPECTACOR AND GOVERNOR, PHILADELPHIA FLYERS



Dave Scott is Chairman and Chief Executive Officer of Comcast Spectacor, and serves as Governor of the Philadelphia Flyers for the National Hockey League. As CEO, Scott is responsible for the growth of Comcast Spectacor's core businesses: The Wells Fargo Center arena and complex, as well as a portfolio of professional sports teams that includes the National Hockey League's Philadelphia Flyers, the Overwatch League's Philadelphia Fusion, the National Lacrosse League's Philadelphia Wings and the Maine Mariners of the ECHL.

Scott oversees Comcast Spectacor's investments in partner companies and serves as CEO of Spectra, a hospitality firm specializing in Venue Management, Food Services & Hospitality, and Partnerships. Under Scott's direction, the Wells Fargo Center continues to serve as the company's flagship arena and is consistently ranked a top-five "must play" venue in the United States. The Wells Fargo Center continues to capture the national spotlight by hosting prestigious events such as the 2016 NCAA Men's Basketball East Regional matchups, the 2016 Democratic National Convention as well as the 2019 Overwatch League Grand Finals.

Throughout his tenure, Scott has diversified and expanded Comcast Spectacor's professional sports and esports portfolios. In 2017, the company re-established the Philadelphia Wings of the National Lacrosse League and launched the Philadelphia Fusion, the city's first professional esports franchise who competes in the global Overwatch League. In that same year, Comcast Spectacor proudly brought professional ice hockey back to Portland after it acquired the Maine Mariners of the ECHL.

In 2019, the company expanded its footprint within the esports industry and did so in a global way. Under Scott's leadership, Comcast Spectacor formed an esports joint venture with South Korean wireless telecommunication giant SK Telecom and launched T1 Entertainment and Sports, which includes the ultra-successful T1 League of Legends (LoL) team. The organization also operates teams in competitive gaming segments that include Fortnite, Dota 2, PUBG, Super Smash Bros., Hearthstone and Apex Legends.

Scott joined Comcast Spectacor as President in December 2013 following a 20-year tenure at Comcast Cable. Scott served as Executive Vice President and Chief Financial Officer of Comcast Cable from 2005-2013.

Scott joined Comcast in 1993, and was President of Comcast's Central Division from 1996 to 2005.

Scott earned a BBA from Cleveland State University and CPA Certification from the state of Ohio. Scott currently serves on the executive committee and the Board of Directors of the Ed Snider Youth Hockey Foundation. Scott is also a board member of the Comcast Spectacor Foundation.

Scott is married with five children.

CHUCK FLETCHER

PRESIDENT, HOCKEY OPERATIONS & GENERAL MANAGER/ALTERNATE GOVERNOR



Chuck Fletcher was named the ninth general manager in Flyers history on December 3, 2018, and added the title of President of Hockey Operations on July 11, 2019. Over the course of a 26-year career as an NHL executive, Fletcher has advanced to the Stanley Cup Final four times with three different franchises, and won the Stanley Cup with Pittsburgh in 2009.

Fletcher joined the Flyers after serving as a senior advisor with the New Jersey Devils for the first part of the 2018-19 season. Prior to that appointment, Fletcher was the Executive Vice President & General Manager of the Minnesota Wild for nine seasons (2009-2018), compiling a record of 399-298-89. The Wild made the Stanley Cup Playoffs in each of Fletcher's final six seasons and reached the Second Round in 2014 and 2015. During his tenure in Minnesota, Fletcher added

several players that have become leaders in the franchise's history, including Zach Parise, Ryan Suter, Eric Staal, Matt Dumba, Mikael Granlund, Jared Spurgeon, Charlie Coyle, Nino Niederreiter, Jason Zucker, Jason Pominville, and Devan Dubnyk.

Fletcher's NHL career began in 1993 when he joined the expansion Florida Panthers as an assistant general manager to Bob Clarke, who served as the franchise's first GM. Fletcher assisted in the assembly of the Panthers' first roster and was part of the organization's run to the Stanley Cup Final in just its third season of operation in 1996. He spent nine seasons with the franchise, serving as Interim General Manager in 2001-02.

In 2002, Fletcher joined the Mighty Ducks of Anaheim as Director of Hockey Operations and spent four seasons with the club, later holding the titles of Assistant General Manager, Hockey Operations and Vice President of Amateur Scouting and Player Development. The Ducks made the Stanley Cup Final in the 2002-03 season, losing just two games in the first three rounds before taking New Jersey to a seventh game in the Final. While with Anaheim, Fletcher was involved in drafts that brought Ryan Getzlaf, Corey Perry, Ladislav Smid, Joffrey Lupul and Bobby Ryan to the franchise.

Fletcher moved to the Pittsburgh Penguins in 2006 as an assistant general manager to Ray Shero, where his duties also included overseeing the team's American Hockey League affiliate in Wilkes-Barre/Scranton. In addition to Pittsburgh's 2009 Stanley Cup championship, the Penguins also reached the Stanley Cup Final in 2008. On the AHL side, Wilkes-Barre/Scranton reached the Division Finals in 2006-07 and 2008-09 and the Calder Cup Final in 2007-08. He departed the Penguins for Minnesota following the 2009 championship season.

Fletcher began following the NHL game at a young age alongside his father Cliff Fletcher, a Hockey Hall of Fame inductee who was the general manager of the Atlanta/Calgary Flames from 1972-91 and the Toronto Maple Leafs from 1991-97. While pursuing his degree at Harvard University, Fletcher worked with the Canadian Olympic Team at the 1988 Winter Olympics in Calgary. After graduating from Harvard in 1990, Fletcher spent two years as a player representative for Newport Sports Management before joining Florida.

Fletcher was born on April 29, 1967 in Montreal. He and his wife, Rhonda, have two children, daughter Kaitlin, and son Keith.

VALERIE CAMILLO

PRESIDENT, BUSINESS OPERATIONS/ALTERNATE GOVERNOR



Valerie Camillo is President of Business Operations for the Philadelphia Flyers and Wells Fargo Center. In this role, she directs all business activities for the NHL franchise and one of the country's busiest arenas. Valerie sets the strategic direction for the team and arena, leading all revenue, marketing, operations, and administration (Finance, HR, Communications, etc.) functions. Valerie is the first woman hired as President of a NHL franchise and is a member of the NHL's Board of Governors. She is also Governor and President of the Philadelphia Wings of the National Lacrosse League, and President of the Maine Mariners of the ECHL.

Valerie is leading the \$300M transformation of the Wells Fargo Center—a multi-year redesign of the arena focused on delivering innovative technologies and guest experiences.

She manages Comcast's relationships with several key stakeholders including broadcast partners, key arena tenants, most notably the Philadelphia 76ers, concert promoters (such as Live Nation and AEG), and development partners such as the Cordish Companies. Currently, Comcast and Cordish are partnering to develop the Philadelphia sports complex into a world class entertainment district with bars, restaurants, retail, office buildings, hotels, and the east coast's first esports arena.

Camillo joined the Flyers from the Washington Nationals, where she was Chief Revenue and Marketing Officer from 2014-2018. During her tenure, she led the development and implementation of strategies to maximize commercial opportunities—leading to record growth for the franchise. She was responsible for all revenue generating functions of the team including corporate partnerships, licensing, ticket and suite sales, broadcasting, marketing, brand management, retail, food and beverage, and non-baseball events at Nationals Park.

From 2010-2014, Camillo was a Senior Vice President in the NBA's Team Marketing and Business Operations (TMBO) group. In this role, she provided strategic advisory services to multiple NBA teams with regards to revenue generation, marketing, analytics, technology and property development.

Camillo began her career in management consulting, working for 15 years as a business strategy, data analytics, and process improvement advisor. During her consulting career, Valerie worked for PriceWaterhouseCoopers (PWC), IBM, and Booz Allen Hamilton leading a variety of commercial and Government projects.

Camillo received a B.S. in Commerce from the University of Virginia, and her M.B.A. from the Darden School of Business at the University of Virginia.

She is on the Board of Directors for Herschend Family Entertainment, one of the largest privately-held amusement park, event, and attraction companies in the United States.

She is active in the Greater Philadelphia community. Valerie is on the Board of the Philadelphia Chamber of Commerce, a member of the Philadelphia Chapter of the Young Presidents Organization (YPO), and sits on the Corporate Counsel of the Children's Hospital of Philadelphia (CHOP).

Valerie resides in Philadelphia with her husband, Lawrence.

2019-20 PHILADELPHIA FLYERS

PHIL WEINBERG

EXECUTIVE VICE PRESIDENT, ADMINISTRATION AND GENERAL COUNSEL/ALTERNATE GOVERNOR



Phil Weinberg is Executive Vice President and General Counsel for Comcast Spectacor. In this role, Weinberg provides direct oversight of all legal affairs surrounding Comcast Spectacor which includes the Wells Fargo Center arena and complex, as well as a portfolio of professional sports teams that includes the National Hockey League's Philadelphia Flyers, the Overwatch League's Philadelphia Fusion, the National Lacrosse League's Philadelphia Wings and the Maine Mariners of the ECHL. Weinberg's responsibilities cover all aspects of litigation, employment and labor laws, financing, business acquisition and development, as well as player-related matters. In addition, Weinberg oversees Comcast Spectacor's Corporate Communications and Human Resources functions, and serves as a key advisor to Chairman and CEO Dave Scott.

Since becoming EVP/General Counsel in 1996, Weinberg has supported a number of company-defining transactions, such as the construction and permanent financing of the Wells Fargo Center, the merger between Comcast and Spectacor, the acquisitions of Global Spectrum, Ovations Food Services, New Era Tickets and Paciolan, Inc., as well as the sale of the Philadelphia 76ers.

From 2008 through 2012, as Comcast completed its acquisition of NBCUniversal, Weinberg also worked with Comcast's Regional Sports Network group as its Executive Vice President of Legal and Business Affairs. In 2015, Weinberg provided leadership throughout the rebranding of Comcast Spectacor's Venue Management, Food Services, Partnerships and Ticketing business units into one cohesive company: Spectra. Most recently, Weinberg oversaw the sale of Spectra's Ticketing & Fan Engagement division to Learfield in June 2017 and the sale of Spectra to Atairos in April 2018.

Weinberg joined Comcast Spectacor in 1990 following seven years of private practice law with the litigation firm of Sprague and Sprague in Philadelphia. Between 1977 and 1980, Weinberg also served as an assistant to the Commissioner of the New York City Department of Environmental Protection.

Weinberg earned a B.A. in Political Science from Hamilton College in 1977 and his law degree from Boston University in 1983. He currently serves on the Board of Directors of the Ed Snider Youth Hockey Foundation, Flyers Charities, Philadelphia Futures and Big Brothers/Big Sisters of Southeastern Pennsylvania. He also serves as an Alternate Governor of the National Hockey League.

Weinberg resides in Philadelphia and is married with two children.

MIKE SHANE

CHIEF BUSINESS OFFICER



Michael Shane joined Comcast Spectacor in April 2019 as the Chief Business Officer for the Philadelphia Flyers, Wells Fargo Center, Wings and Mariners. In this role, Shane manages all ticketing, sales, marketing, business strategy and analytics for the arena and Comcast Spectacor's professional sports entities.

Prior to joining Comcast Spectacor, Shane was with the Washington Nationals for 12 years and held a myriad of roles in sales, marketing, analytics, and business strategy. He was most recently Senior Vice President of Consumer Revenue and oversaw all revenue and marketing functions for the Club.

Prior to his time in Washington, Shane began his career with Major League Baseball in their Special Events Department before transitioning to the Charlotte Bobcats' (now Hornets) sales division.

Shane received a B.S. in Business Administration and Management from Mary Washington College before going on to earn an MBA from Georgetown University.

ALAIN VIGNEAULT

HEAD COACH



Alain Vigneault was named the 21st head coach in Flyers history on April 15, 2019.

Vigneault, 58, brings 1,216 games of experience as an NHL head coach to Philadelphia over parts of 16 seasons. He served as the head coach of the New York Rangers for five seasons (2013-18), the Vancouver Canucks for seven seasons (2006-13) and the Montreal Canadiens for parts of four seasons (1997-2000). He also served as the head coach for Team Canada at the 2019 IIHF World Championships in Slovakia, guiding the squad to a silver medal.

In Vigneault's 15 full seasons as a head coach, eight of his teams have finished with 100 points or better. A ninth team, Vancouver in 2012-13, achieved 59 points during the lockout-shortened campaign for a points percentage of .610, equivalent to a 100-point season. His teams have won seven division championships and have made the playoffs 11 times, advancing past the first round on eight of those occasions, and reaching the Stanley Cup Final with Vancouver in 2010-11 and the Rangers in 2013-14. Three of Vigneault's teams have earned the Presidents' Trophy – Vancouver on two occasions, 2010-11 and 2011-12, and the Rangers in 2014-15. Individually, Vigneault won the Jack Adams Award as the NHL Coach of the Year in 2006-07 and was a finalist for the award on three other occasions:

1997-98, 2010-11 and 2014-15.

Vigneault earned 539 wins over his 12 seasons in Vancouver and New York from 2006-18, which was the most of any NHL coach in that timeframe – five more than Joel Quenneville and nine ahead of Barry Trotz. He is also one of only two head coaches, along with Scotty Bowman, who have captured the Presidents' Trophy at least three times since the award was first presented in 1985-86.

Vigneault was one of the most successful head coaches in the 91 seasons the New York Rangers franchise had played through the end of the 2017-18 campaign, joining Lester Patrick and Emile Francis in a group that sits atop the 35 men that have coached the team. He was just the fourth head coach to start five consecutive seasons with the Rangers, and he finished ranked third in the franchise's history in regular season wins with 226, third in playoff wins with 31, and fourth in regular season games coached with 410. The 226 wins in his five years with the club is the highest number of wins over any five-year span in Rangers history.

Vigneault guided the Blueshirts to the playoffs in each of his first four seasons with the team, joining Patrick and Francis as the only three head coaches in Rangers history to reach the playoffs in at least four consecutive seasons. Those four teams all turned in seasons of 96 points or better, starting with the 2013-14 squad that bested the Flyers in a seven-game first-round series en route to the 2014 Stanley Cup Final. The Rangers followed that season up by winning the Presidents' Trophy in 2014-15 with 53 wins and 113 points, both franchise records, and took the Tampa Bay Lightning to a seventh game in the Eastern Conference Final. Playoff appearances also followed seasons of 101 points in 2015-16 and 102 points in 2016-17.

Vigneault's tenure in Vancouver was the most successful period in the franchise's history. He is the team's all-time leader in nearly all major coaching categories, including regular season games coached (540), wins (313), points (683) and points percentage (.632), as well as playoff games coached (68) and wins (33).

In Vigneault's debut season with Vancouver in 2006-07, the team went 49-26-7 for 105 points to win the Pacific Division after finishing fourth with 92 points a year prior, a turnaround that earned Vigneault the Jack Adams Award on his second career nomination. After missing out on a playoff spot by three points in 2008-09, Vigneault and the Canucks reeled off five consecutive division championships, all of which came with seasons of 100 points or equivalent.

The peak of that run came in 2010-11, when Vancouver went 54-19-9 for 117 points to win its first of two consecutive Presidents' Trophies. The Canucks defeated the defending champion Blackhawks in a seven-game first round series, and after defeating Nashville in the second round and San Jose in the Conference Final, came within one win of the Stanley Cup before falling to Boston in a seven-game Final series. A 51-win season followed in 2011-12, but the Canucks saw their run cut short by the eventual Stanley Cup champion Los Angeles Kings in the first round.

Vigneault's first NHL head coaching position came in Montreal, where he became the second-youngest head coach in the franchise's long history at the age of 36. Vigneault guided the Canadiens to the Eastern Conference Semifinals in 1997-98 and earned his first Jack Adams nomination in 1999-2000 after Montreal came within two points of a playoff spot despite an injury-riddled season in which 36 different skaters appeared in at least one game; only seven of those 36 players played 70 or more games that year.

Over the course of a three-year playing career as a defenseman, Vigneault appeared in 42 NHL games with St. Louis from 1981-1983 after being selected by the Blues in the eighth round (167th overall) of the 1981 NHL Entry Draft. He began his coaching career in 1986 in the Quebec Major Junior Hockey League, spending one season with the Trois-Rivières Drapeaux and five with the Hull Olympiques. In 1992-93, Vigneault joined the expansion Ottawa Senators as an assistant coach, where he spent 3 ½ seasons before returning to the QMJHL, where he coached the Beauport Harfangs through the end of the 1996-97 season. He was named the head coach of the Canadiens the following season. After departing Montreal 20 games into the 2000-01 season, Vigneault spent two seasons back in the QMJHL as the head coach of the Prince Edward Island Rocket from 2003-05 and then one season as the head coach of the Manitoba Moose, the AHL affiliate of the Canucks, before his return to the NHL with Vancouver.

MICHEL THERRIEN

ASSISTANT COACH



Michel Therrien joined the Flyers as an assistant coach on May 5, 2019.

Therrien, 55 (11/4/1963), comes to the Flyers after most recently serving what was his second term as the head coach of the Montreal Canadiens, a position he held from June 5, 2012 until February 14, 2017. The Canadiens made the playoffs in each of Therrien's first three seasons, including division titles in 2012-13 and 2014-15 and a trip to the Conference Finals in 2013-14. Therrien had previously coached Montreal for parts of three seasons (2000-01 to 2002-03). His 542 games at the helm of the Canadiens ranks fourth in the franchise's history, as does his 271 wins with the team.

In between stops in Montreal, Therrien spent seven seasons in the Pittsburgh Penguins organization. He was hired as the head coach of the team's American Hockey League affiliate, the Wilkes-Barre/Scranton Penguins, in 2003 and led the team to Calder Cup Playoff berths in 2004 and 2005.

Wilkes-Barre/Scranton was 21-1-2-1 through the first 25 games of the 2005-06 season when Therrien was promoted to the head coaching position in Pittsburgh on December 15, 2005. After missing the playoffs that season, Therrien guided the Penguins back to the postseason in 2006-07 with a 47-24-11 record and was named a finalist for the Jack Adams Award. Therrien remained with the Penguins until February 15, 2009, a run that included a trip to the 2008 Stanley Cup Final.

In 814 games as an NHL head coach, Therrien has a record of 406-303-23-82.

MIKE YEO

ASSISTANT COACH



Mike Yeo joined the Flyers as an assistant coach on May 6, 2019.

Yeo, 45 (7-31-1973), was most recently with the St. Louis Blues, where he served as associate coach from June 13, 2016 to February 1, 2017 and as head coach from that date until November 19, 2018. He led the Blues to a 22-8-2 record over the final 32 games of the 2016-17 regular season, finishing third in the Central Division. The Blues defeated the Minnesota Wild in five games in the first round of the 2017 Stanley Cup Playoffs before exiting in a six-game second-round series at the hands of the eventual conference champion Nashville Predators.

Yeo earned his first head coaching job when he was hired to guide the Houston Aeros, the AHL affiliate of the Minnesota Wild, on June 16, 2010. The Aeros reached the AHL's Calder Cup Finals in Yeo's one season behind the bench, after which he was named the head coach of the Wild on June

17, 2011. Yeo became the youngest head coach in the NHL at the time, at the age of 38. Yeo held the position until February 13, 2016; his teams made the playoffs in three of his four full seasons behind the Wild bench, including 98- and 100-point seasons, respectively, in 2013-14 and 2014-15. In 482 games as an NHL head coach, Yeo has a record of 246-181-55.

Yeo began his coaching career as an assistant coach with Wilkes-Barre/Scranton, the AHL affiliate of the Pittsburgh Penguins, in 1999 and continued in that position after Michel Therrien was hired as the head coach in 2003. Yeo was promoted to Pittsburgh along with Therrien on December 15, 2005 and the pair worked together until Therrien's departure in February 2009. Yeo remained in his role through the end of the 2009-10 season, winning the Stanley Cup in 2009.

An Ontario native, Yeo was born in Scarborough and grew up in North Bay. He and his wife Tanya have two children, daughter Braeden and son Kyler.

IAN LAPERRIERE

ASSISTANT COACH



Ian Laperriere is in his seventh season as a Flyers assistant coach. He was named to the post on October 7, 2013 after spending just over a year as the Flyers' director of player development, a position he officially took on June 29, 2012 following his retirement as a player.

Laperriere spent two seasons assisting the Flyers in a player development role while trying to return from the aftereffects of an injury suffered in the first round of the 2010 Stanley Cup Playoffs. He also remained active within the organization as a television analyst on Comcast SportsNet. Following the 2010-11 season, Laperriere won the Bill Masterton Memorial Trophy for his perseverance, sportsmanship, and dedication to hockey. He signed with the Flyers as a free agent prior to the 2009-10 season and appeared in all 82 games that year, as well as 13 playoff games as the club went to the Stanley Cup Final.

Over his 16 year NHL career, Laperriere played 1,083 games with the Flyers, St. Louis, NY Rangers, Los Angeles, and Colorado, finishing his career with 1,956 PIM – the career leader among active NHL players at the time of his retirement. He was originally selected by St. Louis in the seventh round (156th overall) of the 1992 NHL Entry Draft.

In August 2013, Laperriere competed in the Ironman North American Championship at Mont-Tremblant, Quebec. He completed the 2.4-mile swim, 112-mile bike ride and 26.2-mile run in 12:11:55.

Laperriere and his wife Magali reside in Haddonfield, NJ with their sons Tristan and Zachary. Laperriere was born on January 19, 1974.

KIM DILLABAUGH

GOALTENDING COACH



Kim Dillabaugh was named the Flyers goaltending coach on July 3, 2015.

Dillabaugh came to the Flyers from the Los Angeles Kings, where he spent eight seasons working in a goaltender development role for the club. In his time with the Kings, Dillabaugh contributed to the development of Jonathan Quick, Jonathan Bernier, and Martin Jones, while also working with goaltenders at the club's American Hockey League affiliate, the Manchester Monarchs, and prospects playing elsewhere in professional and amateur hockey. During Dillabaugh's time with the Kings organization, Los Angeles won two Stanley Cups and made the Conference Finals one other time, while Manchester won one Calder Cup and reached the Eastern Conference Finals two other times.

Dillabaugh played three seasons in the Western Hockey League (WHL) with the Kelowna Rockets and the Calgary Hitmen from 1994-97. He went into coaching upon concluding his junior career, first with the Goaltender Development Institute (GDI) as an assistant to GDI president Ian Clark. In 2004, Dillabaugh became a goaltending & assistant coach with Kelowna and helped the team win a Memorial Cup that season. Over the next ten seasons, Dillabaugh helped the Rockets win two WHL championships (2005 and 2009) before stepping down in 2014 to join the Kings on a full-time basis.

Internationally, Dillabaugh has served as the goalie coach for Hockey Canada's Men's Under 18 Team (2004 and 2006 Junior World Cup) and was a part of Hockey Canada's Program of Excellence (POE) Goaltending Camp for four years.

Kim and his wife Bonnie have a daughter, Ellie and a son, Westin.

ADAM PATTERSON

VIDEO COACH



Adam Patterson is in his 11th season as video coach and his 18th overall year with the Flyers organization. He handles all aspects of video used by the coaches and players, and is involved in pre-scouting upcoming opponents.

Patterson was promoted to his current position in 2009 after serving six years as the Flyers video coordinator. He spent the 2002-03 and 2004-05 seasons in the same capacity for the Philadelphia Phantoms, winning a Calder Cup with the team in 2005.

A native of Peterborough, Ontario, Patterson graduated from Eastern Michigan University with a degree in Communications and Video Production, while captaining the school's ice hockey team for his final three years. He was a four-time CSHL All-Star and three-time Division 1 All-American. Prior to that Patterson played junior hockey in Stratford, Ontario and in Detroit for the Compuware Ambassadors. He is the son of former Flyer and current team scout Dennis Patterson.

Patterson and his wife Amy reside in Barrington, NJ with their three children – son Colin and daughters Mackenzie and Mya.

VINNY YULA

ASSISTANT VIDEO COACH



Vinny Yula is in his first season in the position of Assistant Video Coach.

Yula moved into the role in an official capacity after spending the last six seasons assisting video coach Adam Patterson and the rest of the Flyers coaching staff with video operations.

Yula has been with Comcast Spectacor's information technology department since 2006. He joined the company after graduating from Rowan University with a degree in Computer and Information Sciences.

2020 STANLEY CUP PLAYOFFS



On May 26, the NHL and the NHL Players' Association reached an agreement on a Return To Play plan for the 2019-20 season, highlighted by a modified competitive format in which 24 teams will return to play and vie for the Stanley Cup at two "hub" cities.

COMPETITIVE FORMAT

In each Conference, teams have been seeded by points percentage at the pause of the regular season on March 11.

Round Robin: The top 4 teams play for First Round seeding (regular-season overtime rules in effect)

Qualifying Round: The remaining 8 teams play best-of-5 series to advance to the First Round (playoff overtime rules in effect)

After the Qualifying Round, the remaining 16 teams will proceed through the previously utilized four-round playoff format.

Ties in the Round Robin – featuring the top four teams from each conference – will be broken by regular season points percentage. The seeding order for these teams then will remain the same throughout the 2020 Stanley Cup Playoffs.

SERIES LENGTHS

The Qualifying Round will be composed of best-of-five series. All other rounds (First Round, Second Round, Conference Finals, Stanley Cup Final) will be best-of-seven series.

"SEEDING" FORMAT

In each succeeding round of the 2020 Stanley Cup Playoffs, the highest remaining seed in each conference will face the lowest remaining seed, the second-highest remaining seed in each conference will face the second-lowest remaining seed, etc.

"HOME" ICE

In the Qualifying Round, the higher-seeded team will be designated as the home team in Games 1, 2 and 5. The lower-seeded team will be designated as the home team in Games 3 and 4.

In the First Round, Second Round and Conference Finals, the higher-seeded team will be designated as the home team in Games 1, 2, 5 and 7. The lower-seeded team will be designated as the home team in Games 3, 4 and 6.

In the Stanley Cup Final, the team with the higher regular season points percentage will be designated as the home team in Games 1, 2, 5 and 7. The team with the lower regular season points percentage will be designated as the home team in Games 3, 4 and 6.

NHL RETURN-TO-PLAY CRITICAL DATES

July 13	Training Camps Open
July 26	Teams travel to Hub Cities (Eastern Conf - Toronto; Western Conf - Edmonton)
July 28-30	Exhibition Games
August 1	Stanley Cup Qualifiers/Round Robin begin
August 10*	Phase 2 of NHL Draft Lottery
August 11	First Round begins
August 25*	Second Round begins
September 8*	Conference Finals begin
September 22*	Stanley Cup Final begins
October 4*	Last possible date of Final
October 9-10*	2020 NHL Draft

* - Tentative Date

NHL RETURN-TO-PLAY SCHEDULE HIGHLIGHTS

The Stanley Cup Qualifiers featuring the 16 teams that are contesting best-of-five series to determine the eight teams advancing to the Stanley Cup Playoffs, commonly referred to as the qualifying round, will begin on Saturday, Aug. 1, with five games: three in Toronto (Carolina vs. NY Rangers, Florida vs. NY Islanders and Montreal vs. Pittsburgh) and two in Edmonton (Chicago vs. Edmonton, Calgary vs. Winnipeg).

The Stanley Cup Qualifiers featuring the top four teams from each conference to determine seeding in the Stanley Cup Playoffs, commonly referred to as the round robin, will begin on Sunday, Aug. 2, with two games, one in each hub city: Boston vs. Philadelphia (at Toronto) and Colorado vs. St. Louis (at Edmonton).

GAME SCHEDULE

The start times for the 10 days of Stanley Cup Qualifiers in Toronto (Eastern Conference games) will be Noon, 4 p.m. and 8 p.m.ET.

The start times for the three game windows in Edmonton (Western Conference games) are set for 2 p.m. 6:30 p.m. and 10:30 p.m. ET but may fluctuate by up to 30 minutes during the qualifying round.

For the most up-to-date information on start times and broadcast schedules, please visit PhiladelphiaFlyers.com or NHL.com.

2020 STANLEY CUP PLAYOFFS - QUALIFYING TEAMS

EASTERN CONFERENCE

Team	Conf. Rank	P%
Boston Bruins	1	.714
Tampa Bay Lightning	2	.657
Washington Capitals	3	.652
Philadelphia Flyers	4	.645
Pittsburgh Penguins	5	.623
Carolina Hurricanes	6	.596
New York Islanders	7	.588
Toronto Maple Leafs	8	.579
Columbus Blue Jackets	9	.579
Florida Panthers	10	.565
New York Rangers	11	.564
Montreal Canadiens	12	.500

WESTERN CONFERENCE

Team	Conf. Rank	P%
St. Louis Blues	1	.662
Colorado Avalanche	2	.657
Vegas Golden Knights	3	.606
Dallas Stars	4	.594
Edmonton Oilers	5	.585
Nashville Predators	6	.565
Vancouver Canucks	7	.565
Calgary Flames	8	.564
Winnipeg Jets	9	.563
Minnesota Wild	10	.558
Arizona Coyotes	11	.529
Chicago Blackhawks	12	.514

STANLEY CUP QUALIFIERS BY SERIES - EASTERN CONFERENCE

(all games at Scotiabank Arena, Toronto)

(5) PITTSBURGH PENGUINS VS. (12) MONTREAL CANADIENS

Saturday, Aug. 1: Canadiens vs. Penguins

Monday, Aug. 3: Canadiens vs. Penguins

Wednesday, Aug. 5: Penguins vs. Canadiens

Friday, Aug. 7: Penguins vs. Canadiens*

Saturday, Aug. 8: Canadiens vs. Penguins*

(6) CAROLINA HURRICANES VS. (11) NEW YORK RANGERS

Saturday, Aug. 1: Rangers vs. Hurricanes

Monday, Aug. 3: Rangers vs. Hurricanes

Tuesday, Aug. 4: Hurricanes vs. Rangers

Thursday, Aug. 6: Hurricanes vs. Rangers*

Saturday, Aug. 8: Rangers vs. Hurricanes*

(7) NEW YORK ISLANDERS VS. (10) FLORIDA PANTHERS

Saturday, Aug. 1: Panthers vs. Islanders

Tuesday, Aug. 4: Panthers vs. Islanders

Wednesday, Aug. 5: Islanders vs. Panthers

Friday, Aug. 7: Islanders vs. Panthers*

Sunday, Aug. 9: Panthers vs. Islanders*

(8) TORONTO MAPLE LEAFS VS. (9) COLUMBUS BLUE JACKETS

Sunday, Aug. 2: Blue Jackets vs. Maple Leafs

Tuesday, Aug. 4: Blue Jackets vs. Maple Leafs

Thursday, Aug. 6: Maple Leafs vs. Blue Jackets

Friday, Aug. 7: Maple Leafs vs. Blue Jackets*

Sunday, Aug. 9: Blue Jackets vs. Maple Leafs*

* - if necessary

ROUND-ROBIN

(1) BOSTON BRUINS

(2) TAMPA BAY LIGHTNING

(3) WASHINGTON CAPITALS

(4) PHILADELPHIA FLYERS

Sunday, Aug. 2: Flyers vs. Bruins

Monday, Aug. 3: Capitals vs. Lightning

Wednesday, Aug. 5: Lightning vs. Bruins

Thursday, Aug. 6: Capitals vs. Flyers

Saturday, Aug. 8: Flyers vs. Lightning

Sunday, Aug. 9: Bruins vs. Capitals

STANLEY CUP QUALIFIERS BY SERIES - WESTERN CONFERENCE

(all games at Rogers Place, Edmonton)

(5) EDMONTON OILERS VS. (12) CHICAGO BLACKHAWKS

Saturday, Aug. 1: Blackhawks vs. Oilers
Monday, Aug. 3: Blackhawks vs. Oilers
Wednesday, Aug. 5: Oilers vs. Blackhawks
Friday, Aug. 7: Oilers vs. Blackhawks*
Saturday, Aug. 8: Blackhawks vs. Oilers*

(6) NASHVILLE PREDATORS VS. (11) ARIZONA COYOTES

Sunday, Aug. 2: Coyotes vs. Predators
Tuesday, Aug. 4: Coyotes vs. Predators
Wednesday, Aug. 5: Predators vs. Coyotes
Friday, Aug. 7: Predators vs. Coyotes*
Sunday, Aug. 9: Coyotes vs. Predators*

(7) VANCOUVER CANUCKS VS. (10) MINNESOTA WILD

Sunday, Aug. 2: Wild vs. Canucks
Tuesday, Aug. 4: Wild vs. Canucks
Thursday, Aug. 6: Canucks vs. Wild
Friday, Aug. 7: Canucks vs. Wild*
Sunday, Aug. 9: Wild vs. Canucks*

(8) CALGARY FLAMES VS. (9) WINNIPEG JETS

Saturday, Aug. 1: Jets vs. Flames
Monday, Aug. 3: Jets vs. Flames
Tuesday, Aug. 4: Flames vs. Jets
Thursday, Aug. 6: Flames vs. Jets*
Saturday, Aug. 8: Jets vs. Flames*

* - if necessary

ROUND-ROBIN

- (1) ST. LOUIS BLUES
- (2) COLORADO AVALANCHE
- (3) VEGAS GOLDEN KNIGHTS
- (4) DALLAS STARS

Sunday, Aug. 2: Blues vs. Avalanche
Monday, Aug. 3: Stars vs. Golden Knights
Wednesday, Aug. 5: Avalanche vs. Stars
Thursday, Aug. 6: Golden Knights vs. Blues
Saturday, Aug. 8: Golden Knights vs. Avalanche
Sunday, Aug. 9: Stars vs. Blues

2020 PHILADELPHIA FLYERS PLAYOFF (PHASE 4) ROSTER

NO. FORWARDS (17)	HT	WT	POS	SHOOTS	PLACE OF BIRTH	DOB	2019-20 TEAM	LGE	GP	G	A	P	PIM
10 Andreoff, Andy	6'1"	203	C/LW	Left	Pickering, Ontario	5/17/1991	PHANTOMS FLYERS	AHL NHL	39	11	7	18	35
62 Aube-Kubel, Nicolas	5'11"	211	RW	Right	Slave Lake, Alberta	5/10/1996	PHANTOMS FLYERS	AHL NHL	26	5	3	8	20
82 Bunnaman, Connor	6'3"	226	C	Left	Guelph, Ontario	4/16/1998	FLYERS PHANTOMS	NHL AHL	36	7	8	15	19
14 Couturier, Sean	6'3"	202	C	Left	Phoenix, AZ	12/7/1992	FLYERS	NHL	21	1	1	2	2
49 Farabee, Joel	6'0"	171	LW	Left	Cicero, NY	2/25/2000	PHANTOMS FLYERS	AHL NHL	69	22	37	59	30
48 Frost, Morgan	6'0"	180	C	Left	Aurora, Ontario	5/14/1999	PHANTOMS FLYERS	AHL NHL	5	3	1	4	2
28 Giroux, Claude	5'11"	192	RW	Right	Hearst, Ontario	1/12/1988	FLYERS	NHL	52	8	13	21	39
38 Grant, Derek	6'3"	206	C	Left	Abbotsford, British Columbia	4/20/1990	Anaheim FLYERS	AHL NHL	41	13	16	29	20
13 Hayes, Kevin	6'5"	216	C	Left	Dorchester, MA	5/8/1992	FLYERS	NHL	20	2	5	7	4
11 Konecny, Travis	5'10"	183	RW	Right	London, Ontario	3/11/1997	FLYERS	NHL	69	21	32	53	28
21 Laughton, Scott	6'1"	185	C	Left	Oakville, Ontario	5/30/1994	FLYERS	NHL	49	14	6	20	28
23 Lindblom, Oskar	6'1"	191	LW	Left	Gavle, Sweden	8/15/1996	FLYERS	NHL	7	1	4	5	2
18 Pittlick, Tyler	6'2"	200	C	Right	Minneapolis, MN	11/1/1991	FLYERS	NHL	69	23	18	41	34
12 Raffl, Michael	6'0"	210	RW	Left	Villach, Austria	12/1/1988	FLYERS	NHL	66	24	37	61	28
44 Thompson, Nate	6'1"	205	C	Left	Anchorage, AK	10/5/1984	Montreal FLYERS	NHL	49	13	14	27	26
25 van Riemsdyk, James	6'3"	212	LW	Left	Middletown, NJ	5/4/1989	FLYERS	NHL	30	11	7	18	4
93 Voracek, Jakub	6'2"	217	RW	Left	Kladno, Czech Republic	8/15/1989	FLYERS	NHL	63	8	12	20	12
								NHL	58	8	12	20	14
								NHL	63	4	10	14	21
								NHL	7	0	1	1	9
								NHL	66	19	21	40	8
								NHL	69	12	44	56	31

NO. DEFENSE (10)	HT	WT	POS	SHOOTS	PLACE OF BIRTH	DOB	2019-20 TEAM	LGE	GP	G	A	P	PIM
61 Braun, Justin	6'2"	205	D	Right	Minneapolis, MN	2/10/1987	FLYERS	NHL	62	3	16	19	18
59 Friedman, Mark	5'10"	185	D	Right	Toronto, Ontario	12/25/1995	PHANTOMS FLYERS	AHL NHL	45	3	15	18	30
53 Gostisbehere, Shayne	5'11"	184	D	Left	Pembroke Pines, FL	4/20/1993	FLYERS PHANTOMS	AHL	6	0	1	1	2
8 Hagg, Robert	6'2"	216	D	Left	Uppsala, Sweden	2/8/1995	FLYERS	NHL	42	5	7	12	20
5 Myers, Philippe	6'5"	218	D	Right	Moncton, New Brunswick	1/25/1997	PHANTOMS FLYERS	AHL NHL	2	0	1	1	0
15 Niskanen, Matt	6'1"	203	D	Right	Virginia, MN	12/6/1986	FLYERS	NHL	49	3	10	13	30
9 Provorov, Ivan	6'1"	211	D	Left	Yaroslavl, Russia	1/13/1997	FLYERS	NHL	49	3	10	13	30
6 Sanheim, Travis	6'3"	205	D	Left	Elkhorn, Manitoba	3/29/1996	FLYERS	NHL	68	8	25	33	29
3 Welinski, Andy	6'1"	201	D	Right	Duluth, MN	4/27/1993	PHANTOMS	NHL	69	13	23	36	24
54 Zamula, Egor	6'3"	172	D	Left	Chelyabinsk, Russia	3/30/2000	Calgary	NHL	69	8	17	25	32
								AHL	42	8	13	21	10
								WHL	28	7	21	28	14

NO. GOALTENDERS (4)	HT	WT	POS	SHOOTS	PLACE OF BIRTH	DOB	2019-20 TEAM	LGE	GP	G	A	P	PIM
37 Elliott, Brian	6'2"	216	G	Left	Newmarket, Ontario	4/9/1985	FLYERS	NHL	31	16	7	4	2.87
79 Hart, Carter	6'2"	187	G	Right	Sherwood Park, Alberta	8/13/1998	FLYERS	NHL	43	24	13	3	2.42
34 Lyon, Alex	6'1"	209	G	Left	Baudette, MN	12/9/1992	PHANTOMS FLYERS	AHL NHL	32	11	14	5	2.69
67 Ustimenko, Kirill	6'3"	201	G	Left	Gomel, Belarus	1/29/1999	Reading PHANTOMS	ECNL AHL	3	1	1	0	3.55
									31	19	4	5	2.40
									5	1	3	1	3.84



10 | Andy Andreoff

— LEFT WING —

AN-dree-awf, AN-dee

BIRTHDATE: May 17, 1991 | **BIRTHPLACE:** Pickering, Ontario

HEIGHT: 6'1" | **WEIGHT:** 203 | **SHOOTS:** Left | **SEASON:** 5th NHL, 1st FLYERS

ACQUIRED: Free Agent — signed July 1, 2019

2019-20

Appeared in 39 games for the Flyers' AHL affiliate, the Lehigh Valley Phantoms... scored twice and added an assist Oct. 18 vs. Binghamton... posted a three-game point streak Oct. 26-Nov. 2... recalled to the Flyers for the first time on Nov. 8 and made his Flyers debut Nov. 9 at TOR, his first NHL action since the 2017-18 season... appeared in six games, recording his first Flyers assist Nov. 15 at OTT, before returning to Lehigh Valley Nov. 22... recalled by the Flyers Dec. 17 and stayed with the club through its West Coast holiday trip, appearing in seven games before returning to Lehigh Valley Jan. 8... recalled for the final time of the season Feb. 6 to play vs. NJD and returned to Lehigh Valley the next day... recorded eight points (5G, 3A) over an eight-game stretch from Feb. 15 - March 6.

CAREER

2018-19: Appeared in 75 games for AHL Syracuse, recording 26 goals and 29 assists... ranked third in goals (26), fourth in points (55) and fifth in assists (29) on the team... ranked second in power play goals (9)... recorded 14 multi-point games through the season... posted an assist in the season-opener on Oct. 6 at Hershey... scored at least a goal in back to back games, two goals on Oct. 19 at Binghamton and one goal on Oct. 20 vs. Utica... recorded a three-point game (1G, 2A) on Nov. 3 vs. Belleville... went on a five-game point streak (3G, 4A) from Nov. 11 to Nov. 21... posted a four-game point streak (3G, 2A) from Dec. 7 to Dec. 14... posted a two-goal game on Dec. 29 vs. Springfield... registered at least one point in 16 out of 21 games (8G, 11A) from Feb. 26 to Apr. 12. **2017-18:** Appeared in 45 games for Los Angeles, registering three goals and six assists... scored his first goal of the season on Nov. 18 vs. FLA... posted two assists on Feb. 10 at TBL... recorded a career-high 16:02 on Feb. 13 at CAR. **2016-17:** Recorded a career-high 15:14 TOI, Feb. 9 at FLA... Played his 100th career game, Feb. 7 at TBL... Had a career-tying two-game point streak, and career-high two-game assist streak on Jan. 21-23... Recorded his first point of the season (1A), Jan. 21 at NYI... Missed 15 games due to injury, Nov. 1-Dec. 1. **2015-16:** Scored an NHL career-high eight regular season goals... Registered a point (1G) on April 9 vs. WPG... Tallied his second two-game point streak of the season (1G, 1A) on April 4-5... Scored the game-winning goal on Feb. 9 at BOS... Had a two-game point streak (1G, 1A) on Dec. 29-31... Scored his first goal of the season on Oct. 31 vs. NSH... recorded a career-high of 14:18 on Dec. 5 vs. PIT... posted a point in five out of eight games (4G, 1A) from Mar. 26 to Apr. 9. **PLAYOFFS:** Appeared in his first NHL playoff game, April 14 vs. SJS. **2014-15:** Recorded his first career-multi-point game (1G, 1A), on April 11 vs. SJS; also marked his first career NHL assist... Recorded his first NHL goal on March 16 vs. ARI; the goal was the game-winning goal, the last King to have his first career goal also be the game-winning goal was Jordan Nolan, Feb. 12, 2012 at DAL... Appeared in his first NHL game, Oct. 14 vs. EDM. **2013-14:** One of only two Manchester players to appear in all 76 regular-season games... Rankings among team leaders were the following: tied for fourth in assists, fifth in points, ninth in goals and third in shots on goal (155)... Recorded three points (1G, 2A) on Dec. 20 vs. Portland, his first game with at least three points in his career... **PLAYOFFS:** Appeared in all four of the Monarchs postseason games... Rankings among team leaders were the following: tied for first in points, tied for second in goals, tied for second in assists, first in PPG (1) and first in shots on goal (13). **2012-13:** Among Manchester rookies he ranked: fourth in points, fourth in goals and fourth in assists... **PLAYOFFS:** Led Manchester in assists, was second in points... Recipient of Manchester's Mark Bavis Unsung Hero Award. **2011-12:** On Oshawa (OHL) he ranked: first in assists, tied for third in points, tied for fourth in goals and fourth in PPG (8)... Recorded three points in a game seven times, including back-to-back games (1G, 2A on Dec. 2 vs. Sarnia and 2G, 1A on Dec. 4 vs. Peterborough)... Recorded five straight multi-point games Dec. 28, 2011 to Jan. 6 (3G, 9A)... Made pro debut with Manchester April 6 at Connecticut. **2010-11:** On Oshawa he ranked: second in points, second in goals, second in assists, first in plus-minus (plus-34, tied for 12th in OHL), first in penalty minutes and first in SHG (four, tied for fifth in OHL)... Recorded four points in a game three times (including 3G, 1A on Dec. 30 at Peterborough)... Points (5G, 9A) in eight straight games (Feb. 21 to March 11)... Points (6G, 8A) in seven straight games (Jan. 8 to Jan. 22)... Helped Oshawa advance to the OHL's Eastern Conference Semifinals... Third on Oshawa in playoff penalty minutes. **2009-10:** Tied for second on Oshawa in assists... Points (3G, 6A) in seven straight games (Feb. 15 to Feb. 28)... Points (1G, 7A) in six straight games (Dec. 11 to Dec. 30)... Points (3-4=7) in six straight games (Sept. 18 to Oct. 4). **2008-09:** Tied for fourth on Oshawa in PPG (five)... Recorded five multi-point games. **2007-08:** First season playing juniors, split time with Pickering (OPJHL) and Oshawa... Helped Oshawa advance to the OHL's Eastern Conference Semifinals.

10 | Andy Andreoff

CAREER RECORD

YEAR	TEAM	LEAGUE	REGULAR SEASON					PLAYOFFS				
			GP	G	A	PTS	PIM	GP	G	A	PTS	PIM
2007-08	Pickering	OPJHL	40	12	15	27	58	--	--	--	--	--
	Oshawa	OHL	25	0	1	1	8	9	0	0	0	2
2008-09	Oshawa	OHL	66	11	14	25	37	--	--	--	--	--
2009-10	Oshawa	OHL	67	15	33	48	70	--	--	--	--	--
2010-11	Oshawa	OHL	66	33	42	75	109	10	3	8	11	16
2011-12	Oshawa	OHL	57	22	36	58	88	6	1	3	4	4
	Manchester	AHL	5	1	0	1	4	4	2	0	2	2
2012-13	Manchester	AHL	69	13	13	26	111	4	0	3	3	0
2013-14	Manchester	AHL	76	11	24	35	133	4	1	2	3	2
2014-15	Los Angeles	NHL	18	2	1	3	18	--	--	--	--	--
	Manchester	AHL	7	5	5	10	11	--	--	--	--	--
2015-16	Los Angeles	NHL	60	8	2	10	76	1	0	0	0	0
2016-17	Los Angeles	NHL	36	0	2	2	70	--	--	--	--	--
2017-18	Los Angeles	NHL	45	3	6	9	50	--	--	--	--	--
2018-19	Syracuse	AHL	75	26	29	55	150	4	1	0	1	2
2019-20	PHANTOMS	AHL	39	11	7	18	35	--	--	--	--	--
	FLYERS	NHL	14	0	1	1	2					
	OHL TOTALS		281	81	126	207	312	25	4	11	15	22
	AHL TOTALS		271	67	78	145	444	16	4	5	9	6
	NHL TOTALS		173	13	12	25	216	1	0	0	0	0

MISCELLANEOUS STATS

MISCELLANEOUS STATS				REGULAR SEASON							PLAYOFFS				
YEAR	TEAM	LEAGUE	PP	SH	GW	S	S%	+/-	TF	F%	MIN	PP	SH	GW	
2014-15	Los Angeles	NHL	0	0	1	14	14.3	1	61	52.5	8:34	--	--	--	
2015-16	Los Angeles	NHL	0	0	1	46	17.4	1	268	50.0	8:48	0	0	0	
2016-17	Los Angeles	NHL	0	0	0	38	0.0	-2	69	59.4	10:36	--	--	--	
2017-18	Los Angeles	NHL	0	0	2	47	6.4	-6	53	45.3	9:23	--	--	--	
2019-20	FLYERS	NHL	0	0	0	14	0.0	-3	8	50.0	8:32				
	NHL TOTALS		0	0	4	159	8.2	-9	459	51.2	9:17	0	0	0	



62 | Nicolas Aube-Kubel

– RIGHT WING –

BIRTHDATE: May 10, 1996 | **BIRTHPLACE:** Sorel, Quebec

HEIGHT: 5'11" | **WEIGHT:** 211 | **SHOOTS:** Right

ACQUIRED: Draft - 2nd round (48th overall) in 2014

2019-20

Appeared in 36 games for the Flyers and 26 for their AHL affiliate, the Lehigh Valley Phantoms... began the season in Lehigh Valley, posting a three-game point streak (2G, 1A) Oct. 19-26 and a total of 4G and 1A over six games through Nov. 3... recalled by the Flyers on December 15 and spent the rest of the season with the club... picked up his first NHL point on an assist in his season debut Dec. 15 at WPG... scored his first NHL goal Dec. 23 vs. NYR... registered his first career multi-point game with a goal and an assist Feb. 8 at WSH... over 10 games from Feb. 13 - March 5, recorded four goals and four assists and was a plus-6... scored those four goals on 14 shots for a 28.6 shooting percentage... credited with his first career game-winning goal Feb. 13 at FLA.

CAREER

2018-19: Recorded 16 goals and 14 assists in 54 games for the Phantoms... tied for fourth on the team in goals... had six multi-point games during the season... registered three points (2G, 1A) in the home opener on Oct. 6 vs. Bridgeport... made his NHL debut on Oct 30, 2019 vs. ANA... played nine games in the NHL before being loaned back to the Phantoms... had a four-game point streak, recording three goals and two assists, from Oct. 27 to Nov. 30... posted two goals, including the game-winner, in a 3-2 win Mar. 22 at Wilkes-Barre/Scranton... recorded a four-game point streak, recording two goals and three assists, from Mar. 15 to 23. **2017-18:** Posted 18 goals and 28 assists in 72 games for the Phantoms... finished third in scoring with 46 points... ranked first on the team with a +24 rating... skated in 10 Calder Cup Playoff games... had seven multi-point efforts on the season... recorded one assist and the game-winning goal in his season debut Oct. 7 vs. HER... also scored the game-winning goal Oct. 21 and Nov. 4, both at BNG... tallied three assists Dec. 8 in a 5-4 win over HER... posted two goals in a 6-3 win Dec. 12 at CHA... added two assists Dec. 16 in a 4-2 win vs. SYR... recorded three points (2G, 1A) Jan. 26 vs. WBS... posted three assists Feb. 13 in a 5-0 win at BRI... registered three points (2G, 1A), including the game-winning goal, March 2 vs. HER. **2016-17:** Recorded nine goals and nine assists in 71 games for Lehigh Valley... posted a +10 rating in his rookie season... appeared in four playoff games... made his season debut Oct. 15 vs. SPR... scored the game-winning goal, along with an assist, Jan. 25 vs. BNG. **2015-16:** Appeared in 61 games for Val d'Or Foreurs where he recorded 38 goals and 46 assists on the season... finished second among skaters in goals for the second consecutive season and third in scoring (84)... skated in six playoff games, adding three goals... tallied 27 multi-point efforts on the season... posted at least one point in 15 consecutive games... also appeared in six games for the Phantoms, adding two goals and one assist. **2014-15:** Recorded 38 goals and 42 assists in 61 games for Val d'Or Foreurs... tallied five goals and 10 assists in 17 playoff games... ranked second among skaters in goals and third in scoring (81)... posted 22 multi-point efforts on the season, including eight games with three or more points... registered four assists Dec. 7 at SNB... scored two goals and added three assists Jan. 16 at Vic. **2013-14:** Posted 53 points (22G, 31A) in 65 games for Val d'Or Foreurs... was a member of President's Cup-winning (QMJHL champion) team, skating in 24 playoff games while adding four goals and nine assists... finished sixth on the squad in scoring... registered 13 multi-point efforts on the season. **2012-13:** Appeared in 64 games during his first season with Val d'Or Foreurs, scoring 10 goals and 17 assists... added one goal in 10 playoff games.

CAREER RECORD

YEAR	TEAM	LEAGUE	REGULAR SEASON					PLAYOFFS				
			GP	G	A	PTS	PIM	GP	G	A	PTS	PIM
2012-13	Val d'Or	QMJHL	64	10	17	27	26	10	1	0	1	8
2013-14	Val d'Or	QMJHL	65	22	31	53	61	24	4	9	13	20
2014-15	Val d'Or	QMJHL	61	38	42	80	81	17	5	10	15	22
2015-16	Val d'Or	QMJHL	61	38	46	84	71	6	3	0	3	12
	PHANTOMS	AHL	6	2	1	3	6					
2016-17	PHANTOMS	AHL	71	9	9	18	55	4	0	0	0	0
2017-18	PHANTOMS	AHL	72	18	28	46	86	10	0	0	0	8
2018-19	PHANTOMS	AHL	54	16	14	30	69	--	--	--	--	--
	FLYERS	NHL	9	0	0	0	0	--	--	--	--	--
2019-20	PHANTOMS	AHL	26	5	3	8	20	--	--	--	--	--
	FLYERS	NHL	36	7	8	15	19					
QMJHL TOTALS			251	108	136	244	239	57	13	19	32	62
AHL TOTALS			229	50	55	105	236	14	0	0	0	8
NHL TOTALS			45	7	8	15	19	0	0	0	0	0



61 | Justin Braun

– DEFENSE–

BRAWN, JUHS-tihn

BIRTHDATE: February 10, 1987 | **BIRTHPLACE:** Minneapolis, Minnesota

HEIGHT: 6'2" | **WEIGHT:** 205 | **SHOOTS:** Right | **SEASON:** 10th NHL, 1st FLYERS

ACQUIRED: Trade – from San Jose, June 18, 2019

2019-20

Made his Flyers debut Oct. 4 vs CHI at Prague, Czech Republic... recorded his first point as a Flyer, an assist, Oct. 12 at VAN... recorded two assists and was plus-3 Dec. 23 vs. NYR... scored his first goal as a Flyer and posted his first multi-point game with the team Dec. 31 at LAK... missed six games (Jan. 7-16) due to injury... missed one game (Jan. 20) due to illness... tied a career high with three assists Feb. 13 at FLA, and did it again Feb. 22 vs. WPG.

CAREER

2018-19: Appeared in 78 games for San Jose, registering two goals and 14 assists... recorded two assists Dec. 23 vs. ARI... posted a three-game assist streak (3A) from Jan. 12 to Jan. 16... played a season-high 27:27 on Feb. 5 at WPG. **2017-18:** Appeared in 81 games, registering five goals and 28 assists... set career-highs in goals, assists and points... ranked 2nd on the team in hits (143), blocked shots (152), and shorthanded time on ice (2:41)... ranked 2nd among Sharks blueliners in points... posted a four-game assist streak (0G, 4A) from Nov. 22 to Nov. 28... recorded a three-game assist streak (0G, 3A) from Dec. 14 to Dec. 18... tallied a five-game point streak (1G, 5A) from Feb. 13 to Feb. 22. **2016-17:** Posted four goals and nine assists in 81 games for San Jose... led the Sharks in blocked shots (161) and finished 2nd in hits (136) while skating in the third-most minutes per game (20:04). **2015-16:** Appeared in 80 games for San Jose, tallying four goals and 19 assists... tied career highs in goals and points... tallied three assists on Jan. 9 vs. TOR... scored in back-to-back games during the Stanley Cup Final (Game 2 and 3). **2014-15:** Posted one goal and 22 assists in 70 games for San Jose... recorded a three-game assist streak (0G, 5A) from Jan. 13 to Jan. 17... posted a career-high in assists... led the team in blocked shots (130) and T-2nd in points amongst defensemen. **2013-14:** Appeared in all 82 games for San Jose, posting four goals and 13 assists... ranked second on the team in average ice time per game (20:59)... scored his first career playoff goal, the game-winner, in Game 2 of the First Round on April 20, 2014 vs. LAK. **2012-13:** Appeared in 41 games for San Jose, registering seven assists... committed just three minor penalties all season long... played for Tappara in Finland during the lockout. **2011-12:** Posted two goals and nine assists in 66 games for San Jose... represented Team USA at the World Championships... posted his first career fighting major (Fedor Tyutin) on Jan. 31 vs. CBJ. **2010-11:** Appeared in 17 games for Worcester, registering one goal and eight assists before being called up to San Jose... tallied an assist in the season-opener on Oct. 9 at Bridgeport... scored his first professional goal in a multi-point game (1G, 2A) on Oct. 23 vs. Providence... made his NHL debut on Nov. 26 at VAN... appeared in 14 games for San Jose, recording one goal and eight assists before being loaned back to Worcester... posted his first NHL multi-point game, including in his first NHL point, in his second game in the NHL on Nov. 27 at EDM... scored his first NHL goal on Dec. 2 at OTT... played in a total of 28 games for San Jose, registering two goals and nine assists. **2009-10:** Made his professional debut on Apr. 7 at Hartford, recording his first professional point and multi-point night (0G, 3A). **College:** USCHO First Team All-American (2010)... Reebok All-American Second Team (2010)... 2010 Hockey East Old Time Hockey Defensive Defenseman... First Team All-League Defenseman (2010)... Hockey East All-Rookie Team (2007).

CAREER RECORD

YEAR	TEAM	LEAGUE	REGULAR SEASON					PLAYOFFS				
			GP	G	A	PTS	PIM	GP	G	A	PTS	PIM
2004-05	Green Bay	USHL	10	0	0	0	2	--	--	--	--	--
2005-06	Green Bay	USHL	59	2	11	13	69	3	0	0	0	2
2006-07	UMass-Amherst	H-East	39	4	10	14	20	--	--	--	--	--
2007-08	UMass-Amherst	H-East	36	4	16	20	20	--	--	--	--	--
2008-09	UMass-Amherst	H-East	39	7	16	23	50	--	--	--	--	--
2009-10	UMass-Amherst	H-East	36	8	23	31	30	--	--	--	--	--
	Worcester	AHL	3	0	3	3	0	11	0	3	3	4
2010-11	San Jose	NHL	28	2	9	11	2	1	0	0	0	0
	Worcester	AHL	34	5	18	23	8	--	--	--	--	--
2011-12	Worcester	AHL	6	0	3	3	0	--	--	--	--	--
	San Jose	NHL	66	2	9	11	23	5	0	0	0	15
2012-13	Tappara	Liiga	6	0	3	3	2	--	--	--	--	--
	San Jose	NHL	41	0	7	7	6	11	0	1	1	0
2013-14	San Jose	NHL	82	4	13	17	20	7	1	1	2	7
2014-15	San Jose	NHL	70	1	22	23	48	--	--	--	--	--
2015-16	San Jose	NHL	80	4	19	23	36	24	2	5	7	6
2016-17	San Jose	NHL	81	4	9	13	28	6	0	1	1	0
2017-18	San Jose	NHL	81	5	28	33	28	10	0	1	1	4
2018-19	San Jose	NHL	78	2	14	16	35	20	0	1	1	8
2019-20	FLYERS	NHL	62	3	16	19	18					
COLLEGE TOTALS			150	23	65	88	120	0	0	0	0	0
AHL TOTALS			43	5	24	29	8	11	0	3	3	4
NHL TOTALS			669	27	146	173	244	84	3	10	13	40

MISCELLANEOUS STATS

YEAR	TEAM	LEAGUE	REGULAR SEASON								PLAYOFFS			
			PP	SH	GW	S	S%	+/-	TF	F%	MIN	PP	SH	GW
2010-11	San Jose	NHL	2	0	0	44	4.5	-1	0	0	16:30	0	0	0
2011-12	San Jose	NHL	1	0	0	113	1.8	-2	0	0	16:33	0	0	0
2012-13	San Jose	NHL	0	0	0	48	0.0	-5	0	0	18:48	0	0	0
2013-14	San Jose	NHL	1	0	1	121	3.3	19	0	0	20:59	0	0	1
2014-15	San Jose	NHL	0	0	0	94	1.1	8	0	0	21:02	--	--	--
2015-16	San Jose	NHL	0	0	0	114	3.5	11	0	0	20:34	0	0	0
2016-17	San Jose	NHL	0	0	0	95	4.2	1	0	0	20:05	0	0	0
2017-18	San Jose	NHL	0	0	0	115	4.3	7	0	0	21:20	0	0	0
2018-19	San Jose	NHL	0	0	0	105	1.9	-14	0	0	20:18	0	0	0
2019-20	FLYERS	NHL	0	0	0	70	4.3	-2	0	0	17:16			
NHL TOTALS			4	0	1	919	2.9	22	0	0	19:41	0	0	1



14 | Sean Couturier

– CENTER –

koo-TOO-ree-ay, SHAWN

BIRTHDATE: December 7, 1992 | **BIRTHPLACE:** Phoenix, Arizona

HEIGHT: 6'3" | **WEIGHT:** 202 | **SHOOTS:** Left | **SEASON:** 9th NHL, 9th FLYERS

ACQUIRED: Draft-1st round (8th overall) in 2011

2019-20

Winner of the Bobby Clarke Trophy as Flyers MVP for the second consecutive season... appeared in all 69 regular season games, marking the fourth time in his career he's played in all available games... recorded a season faceoff percentage of 59.6 (542 for 909), which led the NHL (min. 50 FOs)... PPG average of 0.86 was the third highest of his career, eclipsed only by the previous two seasons (0.93 in 17-18, 0.95 in 18-19) recorded four three-point games and a total of 13 multi-point games over the course of the season... named the favorite for the Selke Trophy by the PWHA in the org's mid-season awards balloting... posted five scoring streaks of three games or more, maxed by a six-game streak from Feb. 11-22 (4-2-6)... recorded two two-goal games, adding an assist both times, on Jan. 2 at VGK and Feb. 8 at WSH... scored overtime game-winning goal Nov. 7 vs. MTL... played his 600th career game Nov. 21 at CAR... had a career-high nine shots on goal Nov. 23 vs. CGY... played a season-high 26:18 Dec. 21 at OTT, the third-highest total of his career at the time... led the team in scoring over the first two months of 2020, posting 27 points (10G, 17A) and a plus-11 rating over 24 games from Jan. 1-Feb. 29... posted a six-game scoring streak (4G, 2A) from Feb. 11-22... recorded his 400th career point Feb. 28 vs. NYR.

CAREER

2018-19: Won his first Bobby Clarke Trophy as Flyers MVP, becoming the 18th different player to win the award since its inception in 1985... posted five three-point games for the second consecutive season... set a new career high with 33 goals and tied his career high of 76 points set in 2017-18... his 152 points over the past two seasons ranked T-25 in the NHL in that timeframe... appeared in 80 games, marking the fifth year of his career that he missed two or fewer games... played his 500th career game Oct. 6 at COL, becoming the youngest player in franchise history and 35th overall to appear in 500 games for the team... posted his first three-point game of the season (2G, 1A) and was named first star Nov. 10 vs. CHI (4-0 W)... scored twice and added an assist Nov. 23 vs. NYR (4-0 W)... went 13-for-13 on faceoffs Dec. 1 at PIT (4-2 W)... recorded 45 points (17G, 28A) in 35 games from January 8 to March 27, going without a point in just six of those 35 games and never in consecutive games... recorded his first regular season hat trick and was named first star Jan. 15 at BOS (4-3 W)... set a new NHL outdoor record with 21 faceoff wins (21-for-26, 80.8 pct) in the Stadium Series game vs. Pittsburgh Feb. 23 (4-3 OTW)... scored the game-winning goal in overtime with 3.4 seconds remaining, the fourth-latest OT winner in franchise history, March 17 at PIT (2-1 OTW)... scored the deciding shootout goal and was named first star March 27 vs. TOR (5-4 SOW). **2017-18:** Finalist for the Selke Trophy as the NHL's best defensive forward... Winner of the Pelle Lindbergh Memorial Trophy as most improved player (voted by teammates), the Yanick Dupre Class Guy Award (voted by the PWHA) and the Gene Hart Memorial Award (voted by the Flyers Fan Club)... doubled his previous career high in goals (15) and nearly doubled his previous highs in assists (28) and points (39)... surpassed his career high for points on January 6, needing only 41 games... recorded 21 multi-point games, including five three-point games and eight two-goal games, after only posting three two-goal games and three three-point games in his career prior to this season... finished with a plus-34 rating, the highest by a Flyer since Eric Lindros was plus-35 in 1998-99... posted three consecutive two-goal games from Jan. 6-13, becoming the first Flyer in four years to accomplish the feat... recorded his second career OT GWG Feb. 12 at CBJ... scored his 30th goal of the year on March 20, becoming the 32nd Flyer to record a 30-goal season and the 20th to do it at age 25 or younger... scored with 43 seconds left in regulation to force overtime March 25 at PIT. **2016-17:** Scored two goals Oct. 14 at LAK... Three-game scoring streak (1G, 2A) Nov. 5-11... Missed 16 games to injury Nov. 23 – Dec. 22... recorded two-point games (1G, 1A) Jan. 12 vs. VAN and Feb. 2 vs. MTL... recorded 2 assists Mar. 7 at BUF... posted 1G, 1A and eight SOG Mar. 15 vs. PIT... recorded 3A, and five SOG Mar. 19 vs. CAR... three-point game (1G, 2A) Mar. 30 vs. NYI... **2015-16:** Recorded a goal and two assists Dec. 1 at OTT... recorded a goal and an assist Dec. 15 vs. CAR... recorded two assists Dec. 27 at ANA... recorded three-game point streak (2G, 2A) Dec. 15-19... recorded three game goal/point streak (3G, 2A) Jan. 5-9... Had a four-game assist streak (4A) from Mar. 5 to Mar. 12... tallied two assists (0-2-2) in the team's 3-2 win over CHI on Mar. 16... notched a point in four straight games (1G, 3A) from Mar. 22 to Mar. 28... Reached 100 assists in the NHL on Apr. 3 at PIT. **2014-15:** Appeared in all 82 games for the second consecutive season... Reached his 100th career NHL point (assist) Dec. 29 at ARI... played 24:57 on Nov. 24 at NYI, the second-highest ice time in a single regular season game in his career... recorded first career power play goal Dec. 2 at SJS... recorded a goal and two assists for three points on Oct. 22 at Pittsburgh, his second career game of three or more points... had two six-game point streaks (Dec. 2-13 and Apr. 1-11), which tied career highs... had two four-game assist streaks (Dec. 3-11 and Apr. 1-7). **2013-14:** Appeared in all 82 games... led all NHL forwards in total shorthanded ice time (281:22) and tied for the league lead among forwards in average shorthanded ice time per game (3:25)... averaged 19:05 of ice time per game, an increase of more than three minutes over his 2012-13 average... scored three goals over the last four games of the season... Played a career-high 25:43 on Dec. 15 at WSH... Set a new career high with a four-point game (2G, 2A) on Dec. 4 at DET. **2012-13:** Posted assists in four consecutive games from Feb. 18-23... recorded his first career two-assist game at TOR on March 4... played his 100th career NHL game on March 7 vs. PIT. **2011-12: Playoffs:** Registered 4 points (3G, 1A) along with two PIM... Recorded his 1st hat trick on April 13 at PIT in Game 2 of the Eastern Conference Quarterfinals... **Regular Season:** Scored game-winner against NJD on March 13... Posted a 5-game goal-scoring streak Jan. 8-17 (5G, 1A), which marked the first time in franchise history that 2 rookies had posted 5-game goal-scoring streaks in the same season (Matt Read, Nov. 13-21)... Scored his 2nd SHG of the season, also the game-winning goal, vs. MIN on Jan. 17... Scored GWG Jan. 10 at CAR and Jan. 12 at NYI... Missed 4 games (Dec. 19-27) after taking a shot to the side of the head vs. BOS on Dec. 17... Scored 2 goals vs. CBJ Nov. 5... Recorded 1st NHL goal at OTT on Oct. 18... Recorded 1st

14 | Sean Couturier

NHL point, an assist, on Oct. 12 vs. VAN... Made his NHL debut on Oct. 6 at BOS as the first 18-year-old to make the Flyers opening night roster since defenseman Luca Sbisa did so in 2008... **2010-11:** Appeared in 58 games for Drummondville Voltigeurs (QMJHL)... Tied for 4th in QMJHL with 96 points (36G, 60A), hitting that number for the 2nd consecutive year... Named the league's Most Valuable Player, top 2011 Draft Prospect and was selected as a First-Team All-Star... Also finished 2nd in the league with a plus-55 rating... Was the youngest and only draft-eligible player on Team Canada at the 2011 World Junior Hockey Championships, winning a silver medal... **2009-10:** Played 68 games for Drummondville... Recorded 96 points (41G, 55A) to lead the QMJHL in scoring, becoming the first 17-year-old to do so since Sidney Crosby with Rimouski Oceanic in 2004-05... Also led the team with a plus-62 rating while often playing against the opposition's top players... **2008-09:** Appeared in 58 games for Drummondville... Recorded 31 points (9G, 22A)... Won a gold medal with Canada's Under-18 team at the 2009 Memorial of Ivan Hlinka tournament... **2007-08:** Played for the Notre Dame Hounds in 2007-08, winning the Saskatchewan Midget AAA championship alongside Jaden Schwartz (14th overall by St. Louis in 2010) and Brandon Gormley (13th overall by Phoenix in 2010)... **Personal:** Father Sylvain was drafted 65th overall by Los Angeles in 1986 and played 33 games with the Kings between 1988-89 and 1991-92.

CAREER RECORD

YEAR	TEAM	LEAGUE	REGULAR SEASON					PLAYOFFS				
			GP	G	A	PTS	PIM	GP	G	A	PTS	PIM
2008-09	Drummondville	QMJHL	58	9	22	31	14	19	1	7	8	8
2009-10	Drummondville	QMJHL	68	41	55	96	47	14	10	8	18	18
2010-11	Drummondville	QMJHL	58	36	60	96	36	10	6	5	11	14
2011-12	FLYERS	NHL	77	13	14	27	14	11	3	1	4	2
2012-13	PHANTOMS	AHL	31	10	18	28	16	--	--	--	--	--
	FLYERS	NHL	46	4	11	15	10	--	--	--	--	--
2013-14	FLYERS	NHL	82	13	26	39	45	7	0	0	0	6
2014-15	FLYERS	NHL	82	15	22	37	28	--	--	--	--	--
2015-16	FLYERS	NHL	63	11	28	39	30	1	0	0	0	0
2016-17	FLYERS	NHL	66	14	20	34	33	--	--	--	--	--
2017-18	FLYERS	NHL	82	31	45	76	31	5	5	4	9	2
2018-19	FLYERS	NHL	80	33	43	76	34	--	--	--	--	--
2019-20	FLYERS	NHL	69	22	37	59	30					
QMJHL TOTALS			184	86	137	223	97	43	17	20	37	40
AHL TOTALS			31	10	18	28	16	--	--	--	--	--
FLYERS/NHL TOTALS			647	156	246	402	255	24	8	5	13	10

MISCELLANEOUS STATS

YEAR	TEAM	LEAGUE	REGULAR SEASON								PLAYOFFS			
			PP	SH	GW	S	S%	+/-	TF	F%	MIN	PP	SH	GW
2011-12	FLYERS	NHL	0	2	4	116	11.2	18	804	47	14:08	0	0	0
2012-13	FLYERS	NHL	0	0	0	75	5.3	-8	553	43.9	15:53	--	--	--
2013-14	FLYERS	NHL	0	1	2	165	7.9	1	1353	48.7	19:05	0	0	0
2014-15	FLYERS	NHL	1	1	0	148	10.1	4	1330	48.4	18:23	--	--	--
2015-16	FLYERS	NHL	2	0	1	119	9.2	8	1105	48.6	18:36	--	--	--
2016-17	FLYERS	NHL	0	0	2	120	11.7	12	1066	55.1	18:27	--	--	--
2017-18	FLYERS	NHL	7	0	6	227	13.7	34	1001	52.8	21:36	0	0	2
2018-19	FLYERS	NHL	8	1	5	223	14.8	2	1323	57.1	22:08	--	--	--
2019-20	FLYERS	NHL	4	0	4	185	11.9	21	909	59.6	19:50			
FLYERS/NHL TOTALS			22	5	24	1378	11.3	92	9444	50.6	18:51	0	0	2



37 | Brian Elliott

– GOALIE –

EHL-lee-awt, BRIGH-uhn

BIRTHDATE: April 9, 1985 | **BIRTHPLACE:** Newmarket, Ontario

HEIGHT: 6'2" | **WEIGHT:** 216 | **CATCHES:** Left | **SEASON:** 15th NHL, 3rd FLYERS

ACQUIRED: Free Agent: Signed July 1, 2017

2019-20

Went 7-1-2 with a 2.67 GAA and .917 save percentage over a 12-game stretch from Oct. 21 – Nov. 30... was 7-2-1 with a 2.33 GAA, .908 save percentage and two shutouts over his final 10 appearances from Jan. 15 – March 4... second of the two shutouts was the 40th of his career, Feb. 3 vs. DET... played his 100th game as a Flyer Feb. 28 vs. NYR.

CAREER

2018-19: Won four consecutive games from Oct. 30 to Nov. 10... picked up an assist on Robert Håggs' 187 foot empty-net goal on Nov. 1 at LAK... recorded a 33-save shutout Nov. 10 vs. CHI... missed 40 games from Nov. 15 to Feb. 19 with a lower-body injury... made 40 saves to backstop the Flyers' 3-2 win over PIT in the 2019 Stadium Series game at Lincoln Financial Field on Feb. 23... that win was part of a three-game winning streak through March 30. **2017-18:** Made his Flyers debut Oct. 4 at SJS, stopping 32 shots in a 5-3 win... made a career-high 47 saves at PIT on Nov. 27... recorded his 200th career win Dec. 7 at VAN... started 15 consecutive games from Dec. 2 – Jan. 4... played his 400th career game Dec. 22 at BUF... recorded his first point as a Flyer with an assist Feb. 8 vs. MTL. **2016-17:** Played in 49 games for Calgary... Recorded 26 wins on the season... Posted an 11-game win streak from Feb. 21-Mar. 19, tying a career best... streak included two consecutive shutouts, Mar. 9 vs. MTL (24 saves) and Mar. 11 at WPG (31 saves)... went 15-5-1 with a 2.16 GAA and a .927 save percentage over his final 21 games of the season from Feb. 15 – Apr. 8... **2015-16:** Posted a 9-9 record with a 2.44 goals against average, a .921 save percentage and one shutout in the playoffs to help the Blues to the Western Conference Final... Finished the regular season with the best SV% (.930) and the second-best GAA (2.07) among qualified goalies in the NHL... Won 28 games (including four shutouts) during the year to help the Blues to a 49-24-9 record and 107 points, a total that was second in the West and third in the NHL... Had a career best 11-game winning streak from Feb. 12 – Apr. 7, including three straight shutouts from Mar. 19 – 25. In those 11 games, he allowed just 13 goals to record a 1.17 GAA and he stopped 276 of 289 shots which was good for a .955 SV%... Started a career-high 18 straight games between Jan. 9 – Feb. 22 Set career highs with 49 shots faced and 46 saves to earn his 150th career win on Jan. 16 vs. MTL... Appeared in his 300th career game on Jan. 14 vs. CAR... **2014-15:** Posted 21st shutout as a Blue... won 26 games for the Blues, second-most wins of his career... Ranked 9th overall in GAA (2.26) and 21st overall in SV% (.917)... **2013-14:** Ranked 2nd overall in GAA (1.96), 11th overall in SV% (.922), and 11th in shutouts (4)... Named NHL's second star of the week Jan. 5th, 2014... **2012-13:** Led Blues goaltenders with 24 games played, 14 wins, SV% (.907)... Recorded 11 wins in April 2013 alone... Set new Blues record with 3 consecutive road wins by shutout (Apr. 7 vs. DET, Apr. 9 vs. NSH, Apr. 11 vs. MIN)... **2011-12:** Set single-season record for shutouts (9), GAA (1.56) and SV% (.940)... Record setting season saw him and teammate Jaroslav Halak earn the William M. Jennings trophy as they combined a 1.78 GAA... Tied modern day NHL record with Halak for goaltending tandem with combined shutouts (15)... **2010-11:** Played in 55 total games between OTT and COL... **2009-10:** Ended season tied for seventh in league for shutouts (5)... Recorded career-high 29 wins on the season... **2008-09:** Set OTT franchise record for rookie goaltender with 8 consecutive wins from Mar. 5-12... Recorded first shutout Mar. 29 vs. TBL... **2007-08:** Played in first NHL game Oct. 10 vs. ATL... Also recorded first win Oct. 10 vs. ATL... **2006-07:** Finished career at Wisconsin with records in GAA (1.78), SV% (.931), and shutouts (16)... **2005-06:** Captured NCAA championship at Wisconsin... Finalist for the Hobey Baker Award... NCAA West First Team All-American... Named to NCAA Championship All-Tournament Team.

CAREER RECORD

YEAR	TEAM	LEAGUE	REGULAR SEASON										PLAYOFFS						
			GP	Min	GA	SO	GAA	W	L	OT	GP	Min	GA	SO	GAA	W	L		
2003-04	Wisconsin	WCHA	6	336	12	0	2.14	3	3	0	--	--	--	--	--	--	--		
2004-05	Wisconsin	WCHA	9	467	9	3	1.16	6	2	1	--	--	--	--	--	--	--		
2005-06	Wisconsin	WCHA	33	2,008	52	8	1.55	25	5	3	--	--	--	--	--	--	--		
2006-07	Wisconsin	WCHA	36	2,053	72	5	2.10	15	17	2	--	--	--	--	--	--	--		
	Binghamton	AHL	8	425	30	0	4.24	3	4	0	--	--	--	--	--	--	--		
2007-08	Ottawa	NHL	1	60	1	0	1.01	1	0	0	--	--	--	--	--	--	--		
	Binghamton	AHL	44	2,394	112	2	2.81	18	19	1	--	--	--	--	--	--	--		
2008-09	Ottawa	NHL	31	1,667	77	1	2.77	16	8	3	--	--	--	--	--	--	--		
	Binghamton	AHL	30	1,691	65	2	2.31	18	8	1	--	--	--	--	--	--	--		
2009-10	Ottawa	NHL	55	3,038	130	5	2.57	29	18	4	4	203	14	0	4.14	1	2		
2010-11	Ottawa	NHL	43	2,293	122	3	3.19	13	19	8	--	--	--	--	--	--	--		
	Colorado	NHL	12	690	44	0	3.83	2	8	1	--	--	--	--	--	--	--		
2011-12	St. Louis	NHL	38	2,235	58	9	1.56	23	10	4	8	455	18	0	2.38	3	4		
2012-13	St. Louis	NHL	24	1,292	49	3	2.28	14	8	1	6	378	12	0	1.90	2	4		
	Peoria	AHL	2	119	3	1	1.51	1	1	0	--	--	--	--	--	--	--		
2013-14	St. Louis	NHL	31	1,624	53	4	1.96	18	6	2	--	--	--	--	--	--	--		
2014-15	St. Louis	NHL	46	2,546	96	5	2.26	26	14	3	1	26	1	0	2.29	0	0		
2015-16	St. Louis	NHL	42	2,261	78	4	2.07	23	8	6	18	1,058	43	1	2.44	9	9		
2016-17	Calgary	NHL	49	2,844	121	2	2.55	26	18	3	4	185	12	0	3.88	0	3		
2017-18	FLYERS	NHL	43	2,522	112	1	2.66	23	11	7	4	177	14	0	4.74	1	3		
2018-19	FLYERS	NHL	26	1,397	69	1	2.96	11	11	1	--	--	--	--	--	--	--		
2019-20	FLYERS	NHL	31	1,674	80	2	2.87	16	7	4									
NHL TOTALS			472	26145	1090	40	2.50	241	146	47	45	2482	114	1	2.53	16	25		

STATISTICAL CAREER HIGHS

	FLYERS	CAREER
WINS (SEASON)	23 (2017-18)	29 (2009-10)
SHUTOUTS (SEASON)	2 (2019-20)	9 (2011-12)



49 | Joel Farabee

– LEFT WING –

BIRTHDATE: February 25, 2000 | **BIRTHPLACE:** Cicero, New York

HEIGHT: 6'0" | **WEIGHT:** 171 | **SHOOTS:** Left

ACQUIRED: Draft - 1st round (14th overall) in 2018

2019-20

Started his first professional season with the Flyers' AHL affiliate, the Lehigh Valley Phantoms... scored a goal in each of his first three AHL games, Oct. 11-18, and added an assist Oct. 19... recalled by the Flyers Oct. 20 and made his NHL debut Oct. 21 vs. VGK... recorded his first NHL point with an assist Oct. 24 at CHI... scored his first NHL goal Nov. 1 at NJD and followed up with another one two games later on Nov. 5 vs. CAR... put down a four-game scoring streak (1G, 3A) Nov. 27 - Dec. 3, part of a larger run of a goal and five assists over eight games Nov. 23 - Dec. 7... played a season-high 18:21 Dec. 14 at MIN... scored in consecutive games Jan. 16-18 and added assists in the next two around the All-Star break Jan. 21 & 31 before picking up his first career multi-goal game with 2G, including his first GWG, Feb. 1 vs. COL, giving him a five-game scoring streak (4G, 2A)... posted two assists Feb. 18 vs. CBJ... loaned to Lehigh Valley Feb. 24 and appeared in one game before returning Feb. 29... scored his final goal of the year March 7 vs. BUF.

CAREER

2018-19: Posted 17 goals and 19 assists in 37 games for Boston University before missing the final game due to injury...Led the team in goals (17), points (36), game-winning goals (5), shorthand goals (3) and tied for 1st in power play goals (5)...ranked 2nd on the team in assists (19)...awarded the Tim Taylor Award, for the NCAA Top Collegiate Rookie...among all NCAA rookies, tied for 2nd in goals (17) and finished 3rd in points (36)...named New England Rookie of the Year...became the 10th Terrier to receive Hockey East Rookie of the Year honors...selected to Hockey East All-Rookie Team...awarded three-times Hockey East Rookie of the Week (1/14, 1/28, 3/18)...named as runner-up for Hockey East Rookie of the Month in February...recorded nine multi-point games during the season...registered three three-point games...posted the game-winning goal and two assists in a 5-2 win on Jan. 11 vs UNH...tallied a goal and two assists on Feb. 1...recorded three assists on Feb. 7 vs. UMass Lowell...registered five points (4G, 1A) in the Hockey East quarterfinal series...awarded eight-times the Hockey East Top Performer...recorded three goals and two assists in seven games for Team USA in the Under-20 World Junior Championship...helped Team USA earn a silver medal. **2017-18:** Posted 33 goals and 43 assists in 62 games for the US Under-18 team...Finished second in goals (33), assists (43) and points (76)...posted 15 goals and 25 assists in 26 games for the US Under-18 team playing the USHL teams...led the team to a first-place finish at the 2018 U-18 Five Nations Tournament, registered 2 goals in 15 shots in four games...recorded four goals and four assists in seven games at the Under-18 World Championship...earned a silver medal for Team USA...awarded the U18 WJC Top 3 Player on the Team. **2016-17:** Posted 17 goals and 14 assists in 31 games for the US National U17 team...appeared in 22 games for the US National U18 team, registering eight goals and 11 assists...helped lead the US National U17 team to a fifth-place finish at 2016 World U-17 Challenge, registering four goals and two assists in six games...won a gold medal for Team USA at the Under-18 World Championship...recorded three goals and three assists in seven games, including two goals in the gold medal game. **2015-16:** Recorded 19 goals and 30 assists in 27 games for the Selects Hockey Academy U16...played in 3 playoff games for the Selects Hockey Academy U16, registering five goals and five assists...helped win the USPHL Championship...awarded USPHL U16 Forward of the Year...awarded SPHL U16 Most Valuable Player.

CAREER RECORD

YEAR	TEAM	LEAGUE	REGULAR SEASON					PLAYOFFS				
			GP	G	A	PTS	PIM	GP	G	A	PTS	PIM
2014-15	Selects Academy	USPHL 16U28	28	8	25	33	16	3	0	2	2	0
2015-16	Selects Academy	USPHL 16U27	28	19	30	49	18	3	5	5	10	6
2016-17	USNTDP Juniors	USHL	30	12	11	23	22	--	--	--	--	--
	U.S. National U17	USDP	42	17	14	31	48	--	--	--	--	--
	U.S. National U18	USDP	22	8	11	19	10	--	--	--	--	--
	USA U17	WHC-17	5	4	2	6	6	--	--	--	--	--
	USA U18	WJC-18	7	3	3	6	6	--	--	--	--	--
2017-18	USNTDP Juniors	USHL	26	15	25	40	18	--	--	--	--	--
	U.S. Nat U18 "C"	USDP	62	33	43	76	44	--	--	--	--	--
	USA U18	WJC-18	7	4	4	8	6	--	--	--	--	--
2018-19	Boston University	H-East	37	17	19	36	57	--	--	--	--	--
2019-20	PHANTOMS	AHL	5	3	1	4	2	--	--	--	--	--
	FLYERS	NHL	52	8	13	21	39					
	USPHL TOTALS		55	27	55	82	34	6	5	7	12	6
	USHL TOTALS		56	27	36	63	40	0	0	0	0	0
	USDP TOTALS		126	58	68	126	102	0	0	0	0	0
	COLLEGE TOTALS		37	17	19	36	57	0	0	0	0	0
	AHL TOTALS		5	3	1	4	2	0	0	0	0	0
	NHL TOTALS		52	8	13	21	39					



59 | Mark Friedman

– DEFENSE –

BIRTHDATE: December 25, 1995 | **BIRTHPLACE:** Toronto, Ontario

HEIGHT: 5'10" | **WEIGHT:** 185 | **SHOOTS:** Right

ACQUIRED: Draft - 3rd round (86th overall) in 2014

2019-20

Spent the majority of the season with the Flyers' AHL affiliate, the Lehigh Valley Phantoms, while seeing six games with the Flyers... posted a goal and an assist Nov. 22 vs. Charlotte and did the same thing against the Checkers in Charlotte on Dec. 21... picked up a pair of assists Nov. 29 vs. Wilkes-Barre/Scranton... recalled by the Flyers Jan. 8 and made his season debut that night vs. WSH... recorded his first NHL point with an assist Jan. 13 vs. BOS... returned to Lehigh Valley Jan. 18... picked up a goal and an assist Feb. 7 vs. Springfield as part of a three-point weekend... potted two assists Feb. 16 at Hershey... recalled by the Flyers Feb. 19 and played the next night at CBJ before going back to the Phantoms on Feb. 22... recorded two assists Feb. 28 at Charlotte.

CAREER

2018-19: Registered five goals and 21 assists in 75 games for the Phantoms... opened the season with two assists on Oct. 6 vs. Bridgeport, his first multi-point game... recorded a goal and an assist on Oct. 20 at Wilkes-Barre... tallied two assists on Oct. 24 at Hartford... tallied an assist in a home-and-home with Binghamton on Nov. 2 and Nov. 3... posted a point in consecutive games, an assist on Mar. 23 vs. Wilkes-Barre and a goal on Mar. 27 at Rochester... recorded an assist in consecutive games on Apr. 9 at Hershey and Apr. 12 at Providence... made his NHL debut on Apr. 6 vs. CAR, registering 12:33 in ice time. **2017-18:** Posted two goals and 14 assists in 65 games for the Phantoms... went on a three-game assist streak (3A) from Nov. 17 to Nov. 24... scored his first professional goal on Feb. 13 at Bridgeport... made his first Calder Cup playoff appearance on Apr. 20 at Providence... scored his first playoff goal and point on Apr. 21 at Providence. **2016-17:** Appeared in 40 games for Bowling Green, recording eight goals and 18 assists... named to All-WCHA Third Team honors... his eight goals and 18 assists on the season, lead the defensemen on the Bowling Green... marked four multi-point games on the year, including a game-high of three in the 8-3 victory at Alabama Huntsville on Nov. 19... tallied 90 shots on goal, and 51 blocked shots... marked the game-winning goal in the 4-2 victory at home over then-No. 17 Bemidji State on Jan. 6 and again in the 3-2 overtime win at Ferris State on Jan. 27... finished the season with a plus-7 rating, including a game-high of plus-3 on two occasions... made his professional debut for the Phantoms on Apr. 15 at Binghamton, also tallying his first professional point (1A). **2015-16:** Named to the WCHA All-Star First team... named one of the Top 50 Players to Watch by The Hockey News just prior to the start of the season... ranked among the top 50 defensemen in the country in points per game... finished the year with 17 assists, second-most on the team... tallied 23 total points, tied for most among defensemen in the WCHA, and a team-best 73 blocked shots, fourth-most in the conference... tied for a team-best 10 points on the power play (two goals, eight assists) and added a goal and an assist short-handed... earned WCHA Defensive Player of the Week honors on Nov. 30... had two assists and was a +4 in a 6-2 win against Ferris State on Senior Night Feb. 27... had the first two-goal game of his career on Mar. 12 vs. Bemidji State in game two of the first round of the WCHA Tournament, also added an assist for a three-point night. **2014-15:** Named to the WCHA All-Rookie Team and the team's co-Rookie of the Year... tied for a team-high with 17 assists on the season... tied for seventh in the WCHA among defensemen in points, as well as tied for seventh among freshmen... blocked a team-best 64 shots... scored a goal on four shots in just his second collegiate game on Oct. 12 at Miami... had a goal and an assist on Jan. 4 at Robert Morris. **2013-14:** Went on a four-game point streak (1G, 6A) from Sept. 27 to Oct. 12, including the a four-point game (1G, 3A) on Oct. 5 vs. Youngstown... posted a three-game point streak (1G, 2A) from Oct. 18 to Oct. 26... recorded a three-assist game on Nov. 22 vs. U.S. NTDP, starting a three-game assist streak (6A) from Nov. 22 to Nov. 28... tallied a five-game point streak (3G, 6A) from Jan. 3 to Jan. 17... posted a three-game scoring streak (2G, 2A) Mar. 14-16... registered seven assists in 12 playoff games... led the Blackhawks to the Anderson Cup... were finalists of the Clark Cup... represented Waterloo at the USHL All-Star Game... named to the USHL Second All-Star Team.

CAREER RECORD

YEAR	TEAM	LEAGUE	REGULAR SEASON					PLAYOFFS				
			GP	G	A	PTS	PIM	GP	G	A	PTS	PIM
2012-13	Waterloo	USHL	64	8	27	35	44	5	2	3	5	2
2013-14	Waterloo	USHL	51	10	30	40	30	12	0	7	7	4
2014-15	Bowling Green	WCHA	39	2	17	19	75	--	--	--	--	--
2015-16	Bowling Green	WCHA	42	6	17	23	40	--	--	--	--	--
2016-17	Bowling Green	WCHA	40	8	18	26	28	--	--	--	--	--
	PHANTOMS	AHL	1	0	1	1	0	--	--	--	--	--
2017-18	PHANTOMS	AHL	65	2	14	16	18	13	2	0	2	8
2018-19	PHANTOMS	AHL	75	5	21	26	68	--	--	--	--	--
	FLYERS	NHL	1	0	0	0	0	--	--	--	--	--
2019-20	PHANTOMS	AHL	45	3	15	18	30	--	--	--	--	--
	FLYERS	NHL	6	0	1	1	2	--	--	--	--	--
USHL TOTALS			115	18	57	75	74	17	2	10	12	6
COLLEGE TOTALS			121	16	52	68	143	0	0	0	0	0
AHL TOTALS			186	10	51	61	116	13	2	0	2	8
NHL TOTALS			7	0	1	1	2	0	0	0	0	0



48 | Morgan Frost

– CENTER –

BIRTHDATE: May 14, 1999 | **BIRTHPLACE:** Aurora, Ontario

HEIGHT: 6'0" | **WEIGHT:** 180 | **SHOOTS:** Left

ACQUIRED: Draft - 1st round (27th overall) in 2017

2019-20

Split his first professional season between the Flyers and their AHL affiliate, the Lehigh Valley Phantoms... made his pro debut Oct. 5 vs. Providence... first pro points came in a three-assist night on Oct. 18 vs. Binghamton... scored his first pro goal the next night vs. Springfield... games started off a seven-game scoring streak (4G, 5A) from Oct. 18 - Nov. 3... added two assists Nov. 9 vs. Hershey and a goal the next night at Hershey... recalled by the Flyers Nov. 18 and made his NHL debut Nov. 19 at FLA, scoring his first NHL goal... recorded his first NHL multi-point game two days later with 1G, 1A at CAR... stayed with the Flyers six weeks, adding four more assists, before returning to Lehigh Valley Dec. 29... scored twice Jan. 15 vs. Syracuse... laid down a four-game scoring streak (3G, 2A) Feb. 1-19... represented the Phantoms at the 2020 AHL All-Star Classic... recalled by the Flyers Feb. 7 and appeared in two games before returning to Lehigh Valley Feb. 14... put up a three-point game (2G, 1A) March 6 vs Binghamton.

CAREER

2018-19: Appeared in 58 games for Sault Ste. Marie, registering 37 goals and 72 assists... almost matched his points total with playing nine fewer games from the year before... played in his 200th career regular season game on Sept. 19 at SAG... named Assistant Captain of the Hounds on Oct. 11... selected to represent Team OHL at 2018 Canada/Russia Series... recorded a single game career-high (5 points) on Nov. 24 at OS... named the OHL 'On the Run' Player of the Week, week ending Nov. 25 after posting two goals and seven assists in three games... selected as a member of Team Canada at the 2019 IIHF World Junior Hockey Championship... registered four goals and four assist in five games for Team Canada... recorded three goals and two assists and was named Player of the Game in Canada's 14-0 win over Denmark in WJC opening game... scored his first-career OHL hat trick, as part of a five goal night on Jan. 20 at SBY... named CHL/OHL Player of the week for week ending Jan. 20 after scoring seven goals and three assists in three games... scored his 100th career regular season goal in career game #238 on Jan. 26 vs. PBO... skated in his 250th career regular season game on Feb. 22 at KIT and recorded his 300th career regular season point... Recipient of the team's Rock 101 Trophy (Regular Season MVP) and Top Scorer Award at their awards banquet. **2017-18:** Registered 42 goals and 70 assists in 67 games for Sault Ste. Marie, almost doubling his points from the previous season and averaging about 1.67 points per game... recorded 39 multi-point games through the season... opened the season with two assists in the first game on Sept. 23 vs. OSH... posted his first goal of the season on Sept. 24 vs. LDN... went on a five-game point streak (3G, 6A) from Oct. 11 to Oct. 20, including his first three-point (1G, 2A) game this season... registered at least one point in seven out of eight games (7G, 7A) from Oct. 27 to Nov. 16... went on a 20-game point streak (16G, 27A), including 3 four-point games and 2 three-point games, from Nov. 22 to Jan. 13... went on a nine-game point streak (5G, 12A) from Jan. 20 to Feb. 10... in the last 15 games of the season, tallied at least one point in 13 games (10G, 14A)... named to the 1st OHL All-Star Team... named OHL 'On the Run' Player of the Week for week ending May 6 after posting 3g, 4a in 7gp... Recipient of the Hounds "Regular Season MVP", "Top Scorer" and "Red Star Three Star" awards at their Annual Awards banquet... voted Western Conference Smartest Player and Best Playmaker in OHL Coaches Poll... named OHL Player of the Month for December 2017 (8g, 20a, 20pts in 10gp)... named OHL "On the Run" Player of the Week and CHL Player of the Week, week ending December 17 after leading the league with eight points in three games including four goals and four assists with a plus-minus rating of plus-9... named to Team OHL for the 2017 CIBC Canada/Russia Series (Sudbury). **2016-17:** Recorded 20 goals and 42 assists in 67 games for Sault Ste. Marie in his second season with the club, which ranked him fourth on the team in overall scoring... improved 35 points from his rookie season... helped the Greyhounds to a 48-16-3-1 record and a first-place finish in the West Division, ranking fourth on the team in scoring... added eight points (2G, 6A) in 11 playoff games, which finished third

CAREER RECORD

CAREER RECORD			REGULAR SEASON					PLAYOFFS				
YEAR	TEAM	LEAGUE	GP	G	A	PTS	PIM	GP	G	A	PTS	PIM
2015-16	Sault Ste. Marie	OHL	65	7	20	27	12	12	1	2	3	2
2016-17	Sault Ste. Marie	OHL	67	20	42	62	36	11	2	6	8	4
2017-18	Sault Ste. Marie	OHL	67	42	70	112	56	24	10	19	29	26
2018-19	Sault Ste. Marie	OHL	58	37	72	109	45	11	7	11	18	4
2019-20	PHANTOMS	AHL	41	13	16	29	20	--	--	--	--	--
	FLYERS	NHL	20	2	5	7	4					
OHL TOTALS			257	106	204	310	149	58	20	38	58	34
AHL TOTALS			41	13	16	29	20	--	--	--	--	--
NHL TOTALS			20	2	5	7	4					



28 | Claude Giroux

– CENTER –

zhih-ROO, KLOHD

BIRTHDATE: January 12, 1988 | **BIRTHPLACE:** Hearst, Ontario

HEIGHT: 5'11" | **WEIGHT:** 192 | **SHOOTS:** Right | **SEASON:** 12th NHL, 12th Flyers

ACQUIRED: Draft – 1st Round (22nd overall) in 2006

2019-20

Completed his ninth season as captain... appeared in all games for the fourth consecutive season and the eighth season of his career... ended the season with a consecutive-games-played streak of 315, which was tied with Ivan Provorov for the ninth-longest active streak in the NHL at the conclusion of the 2019-20 season, spanning all games from the start of the 2015-16 season... finished fourth in the NHL in overall faceoff percentage at 59.0 pct (min. 50 faceoffs) while leading the league in both defensive zone FO% (65.8) and shorthanded FO% (60.0, min. 50 FOs)... recorded 13 multi-point games and three multi-goal games... posted a season-high four points, which was his 11th career game of four or more points, Nov. 21 at CAR (2-2-4)... other two multi-goal games came eight days apart, Feb. 28 at NYR and Mar. 7 vs. BUF... posted his 800th career point Feb. 8 at WSH... recorded his 235th career power play assist Feb. 18 vs. CBJ, surpassing the franchise record for power play assists previously held by Bobby Clarke... posted a seven-game scoring streak (4-8-12) from Feb. 8-20, which was the eighth streak of his career of seven or more games.

CAREER

2018-19: Recorded 85 points, the fourth-highest total of his career, and 63 assists, the third-highest in his career... was 57.9 percent on faceoffs (674 for 1164), which ranked second in the NHL among 49 players who took at least 1000 faceoffs on the season and was the second-best full-season percentage of his career... appeared in all 82 games for the third consecutive season... over the course of the season, moved to third in franchise history in games played (820), second in assists (526) fourth in points (762) and second in both power play assists (223) and power play points (296)... completed the season with 535 games of service as captain, second in franchise history only to Bobby Clarke's 695... recorded six games of three points or more on the season... represented the Flyers at the 2019 NHL All-Star Weekend in San Jose, his sixth career All-Star appearance... scored twice and was named first star Oct. 16 vs. FLA (6-5 SOW)... scored twice, added an assist and was named first star Nov. 5 at ARI (5-2 W)... recorded his 10th career game of four or more points (1G, 3A) and was named first star Dec. 8 at BUF (6-2 W)... scored the game-winning goal 1:59 in overtime in the 2019 Stadium Series game vs. PIT at Lincoln Financial Field on Feb. 23 (4-3 OTW)... the game was the 800th of his career, making him the third Flyer to appear in that many games for the franchise along with Bobby Clarke and Bill Barber... registered a seven-game point streak (3G, 9A) from Feb. 23 to March 9. **2017-18:** Won his franchise-record fifth Bobby Clarke Trophy as Flyers MVP... finished second in the NHL in scoring, becoming just the third Flyer to do so (Bobby Clarke 2x, Eric Lindros)... established new career highs in all scoring categories and became the sixth Flyer to record a 100-point season... moved from 10th place to 5th place on the Flyers All-Time Scoring List, passing Rod Brind'Amour, Mark Recchi, John LeClair, Tim Kerr and Eric Lindros... 68 assists ties for fourth-highest single-season total in Flyers history... represented the Flyers at the 2018 NHL All-Star Weekend in Tampa... his fifth career All-Star appearance and third in the last four years... posted scoring streaks of five games (Nov. 21-28, 2-5-7), seven games (Dec. 16-29, 0-12-12), eight games (March 1-15, 4-5-9) and 10 games to end the season (8-11-19)... had multiple-point games in 29 of the 82 games, including the last four of the season... posted a four-point game (2G, 2A) Oct. 14 vs. WSH and nine other three-point games, four of which were three-assist games... posted one other two-goal game April 1 vs. BOS... scored Philadelphia's first goal of the season Oct. 4 at SJS... recorded his 400th career assist Oct. 17 vs. FLA, becoming just the fourth Flyer to reach the milestone... Recorded his 600th career point Nov. 24 vs. NYI, becoming the 10th Flyer to reach the milestone... played his 700th career game Jan. 16 at NYR, becoming the 10th player in Flyers history to play 700 games for the team... scored his 200th career goal Feb. 18 at NYR, becoming the 14th player in team history to score 200 or more goals for the team... recorded a goal and an assist and went 16-for-19 on faceoffs, including a perfect 14 for his first 14, Feb. 22 vs. CBJ... recorded consecutive 3-assist games March 20 & 22... recorded his first career regular-season hat trick on April 7 vs. NYR. **2016-17:** Finished among the top 50 in the NHL in scoring for the seventh consecutive season... ranked 4th in the NHL with 31 power play points (5G, 26A); 10th in faceoff percentage (55.9); 4th in total faceoffs taken (1,748) and in faceoff wins (977)... recorded three GWG (12/1 at OTT, 1/22 at NYI, 3/7 at BUF)... Went 14-for-19 (74 pct) on faceoffs Oct. 15 at ARI... recorded three assists Oct. 18 at CHI, his first such game since April 2012... set a new career high with a 10-game scoring streak (2G, 11A) Oct. 15 – Nov. 2... recorded his 18th career two-goal game and 8th career OT GWG, Dec. 1 at OTT... 19th career 2G game (2G, 1A) Dec. 8 vs. EDM... assists in six of seven games (7A), including four over a three-game scoring streak, Jan. 1-14, 2A Feb. 28 vs. COL, Mar. 21 at WPG, & Mar. 26 at PIT... recorded 395th career assist April 8 vs. CBJ, tying Mark Recchi for fourth place on the Flyers All-Time List... **2015-16:** Took his first career penalty shot attempt Oct. 8 at TBL (miss)... went 71 pct (15-for-21) on draws Oct. 12 vs. FLA... was 70 pct (19-for-27) Nov. 2 at VAN... recorded 31st career game of at least three points Nov. 23 vs. CAR (1G, 2A). The goal was just his fifth career SHG... was 86 pct (24 for 28) on draws Nov. 17 vs. LAK... posted 32nd career three-point game (1G, 2A) Dec. 10 at STL... 70 pct (14 for 20) Nov. 25 at NYI... 33rd career 3+ point game Jan. 13 vs. BOS (3A)... represented the Flyers at the 2016 NHL All-Star Weekend... 34th career 3+ point game (2G, 1A) Feb. 6 at NSH... Led the team in assists and points (22-45-67)... led the team in points per game with 0.86... won 57.5 percent of faceoffs... scored two goals (2-1-0), including the game winner, on Feb. 4 in the team's 6-3 win over NSH... tallied four assists (0-4-4) in a 5-3 win vs. CGY on Feb. 29... Had a three-game goal streak (3-0-3) with one game-winner from Mar. 21 to Mar. 24... Scored the game-winning goal in overtime on Mar. 28 vs. WPG... His goal in the team's Feb. 27 loss to ARI was his 500th career point... Won the Bobby Clarke Award as MVP of the team (4th time overall) 4th time in last six years. **2014-15:** Appeared in 81 games... Ranked 3rd in the NHL in power play goals (14), 9th in assists (48), 10th in points (73)... ranked 2nd on the team in scoring with 73 points (25G, 48A)... recorded four two-goal games on the season... ascended to 16th place on the Flyers All

Time Scoring List, a jump of four spots... took the second-most faceoffs in the NHL (1878) and won 56.6 percent of them, the second-best winning percentage in the league among the 32 players who took 1200 or more faceoffs... represented the Flyers at the 2015 Bridgestone NHL All-Star Weekend... recorded a four-point night (2G, 2A) in a 7-4 win at TOR... did not play in a 5-2 loss at New Jersey, snapping a streak of 168 consecutive regular season games played... was the first regular season game he'd missed since April 7, 2012 and just the sixth game he'd missed since the start of the 2009-10 season... Went 23-for-28 (82 percent) in the faceoff circle, including 10-for-10 in the first period, on Nov. 22 vs. CBJ, becoming the first Flyer since 2005 (Michal Handzus) to win 23 or more faceoffs in a game... Recorded a five-game scoring streak Nov. 4-15 (3-5-8)... Recorded his fourth career regular-season overtime game-winning goal 2:49 into overtime in a 6-5 win at Dallas on Oct. 18... Reached 300 assists in NHL and as a Flyer Mar. 3 vs. CGY... Recorded 400th point in NHL and as a Flyer Nov. 22 vs. CBJ... Reached 200 PIM in NHL and as a Flyer Dec. 27 @ NSH... Recorded a 6 game point streak Dec. 3-16 (1-7-8). **2013-14:** Ranked 3rd in the NHL in scoring with 86 points, 4th in assists (58), 2nd in power play assists (30), 4th in power play points (37), 14th in game winning goals (7, career-high), 3rd in faceoffs taken (1783) and 4th in faceoffs won (931) ... Finalist for the Hart Trophy... Led the Flyers in scoring with 86 points (28G, 58A), assists (58), and game winning goals (7)... Ranked 2nd on the team in goals (28)... Was one of seven Flyers to appear in all 82 games... Climbed to 20th on the Flyers' all-time scoring list, a jump of eight spots... Won the Bobby Clarke Award as MVP of the team... Won the Toyota Cup as the Flyer who accumulated the most points associated with being selected as a "Star of the Game," being named First Star 7 times, Second Star 6 times and Third Star once for a total of 54 points... Recorded a career-high nine-game scoring streak from Dec. 11-30, recording six goals and 11 assists for 17 points in that time... Scored his 100th goal in the NHL and as a Flyer on Dec. 19 vs. CBJ, a game-winner with 1:39 remaining... the game was the sixth of his career with four points or more (2G, 2A)... Reached 300 points in the NHL and as a Flyer on Nov. 12 at OTT. **2012-13:** Led the Flyers in assists with 35 (7th in NHL) and in overall scoring with 48 points (13G, 35 A, 14th in NHL)... Led the league in faceoffs taken (1182) and won (644) for a FO% of 54.5. Also led the league by taking 40.7% of the Flyers' faceoffs over the season... was one of only two players to appear in all 48 regular season games... won the Toyota Cup as the Flyer who accumulated the most points associated with being selected as a "Star of the Game, being named First Star 4 times, Second Star twice and Third Star twice for a total of 28 points... Recorded 3 points (1G, 2A) on April 15 at MTL and on March 31 vs. WSH... scored 23 seconds into the game vs. WSH on Feb. 27... recorded two goals and an assist on Feb. 18 at NYI, starting a six-game point streak (4G, 8A) that lasted through Feb. 27... Recorded 14 multi-point games out of 48 played (29.2 percent)... played his 300th career NHL game on Feb. 15 at NJD... Named the 19th captain in Flyers history on Jan. 15... **2011-12: Playoffs:** Appeared in 10 games... Led the team in scoring with 17 points (8G, 9A) along with 13 penalty minutes... Received a 1-game suspension on May 7 for a hit on NJD's Danis Zubrus during Game 4 of the ECSSF... Scored 14 points in the ECQF vs. PIT, leading all NHL players... Became just the 2nd player in Flyers history to score 14 or more points in a playoff series, trailing only Tim Kerr's 15 points (10G, 5A) in the 1989 Division Finals vs. PIT... Became only the second NHL player since 1993 to score at least 14 points in a playoff series of fewer than 7 games (S. Crosby, PIT, 14 in 6 gm series vs. OTT in 2010)... Scored game's first goal 32 sec into ECQF Gm 6 after delivering hit on S. Crosby off opening faceoff... Set a Flyers franchise record for points in a playoff game with his 6-point night in Game 2 of the ECQF (3G, 3A). **Regular Season:** Recipient of the Bobby Clarke Trophy as Flyers MVP for the second consecutive year... Also the recipient of the Flyers Toyota Cup, earning the most points via a formula for being named a Star of the Game... Finished third in the NHL in scoring with career highs of 28G, 65A and 93 points, the best season for a Flyer since Eric Lindros had 93 points in 1998-99... 65A were the most assists by a Flyer since Lindros posted 68 in 1995-96 and were the 9th most in a season in franchise history... Became the fourth Flyer ever to record 50 or more assists in consecutive seasons (B. Clarke, B. Propp, M. Recchi)... Led the league in PP points (38 - 6G, 32A)... Set a career high with his 26th goal of the season on Mar. 15 against NYI... Recorded 3 assists on March 1 vs. NYI, his 8th game of 3 or more points this season... Recorded a career-high 5 assists against BUF on Feb. 16... Recorded his 200th point in the NHL and as a Flyer on Jan. 17th vs. MIN (assist) ... Scored 1 of the Flyers' 2 goals in the 2012 Bridgestone NHL Winter Classic at Citizens Bank Park... Posted his 4th career 4-point game on Dec. 21 at DAL in his first-game back after missing 4 games with a concussion... Recorded his 3rd career 4-point game and second this season on Dec. 7 at BUF... Scored the GWG in 3 consecutive games on the road at ANA, PHX, and BUF (Dec. 2-7)... Recorded his 1st 2-goal game of the season and the 5th of his career at CAR on Nov. 14... Registered his 2nd career 4-point game with a goal and 3 assists, along with a plus-4 on Oct. 29 vs. CAR... Started the season with goals in 5 of the Flyers' 1st 6 games (5-3-8), including 3 points (1G, 2A) in the home opener vs. VAN on Oct. 12. **2010-11: Playoffs:** Had 2 assists in each of the final 3 games of the series... Finished the ECQF with team high 9 points (1G, 8A, T-1st in NHL) and 8 assists (1st in NHL). **Regular Season:** Recipient of the Bobby Clarke Trophy as the most valuable player on the team, as voted on by a panel of sportscasters and sportswriters, as well as the Gene Hart Memorial Award as the Flyer that demonstrated the most "Heart" during the season, as voted on by members of the Fan Club... Led team in assists (51 - 8th in NHL), points (76 - T-11th in NHL), shorthanded assists (4 - 1st in NHL), shorthanded points (7 - T-2nd in NHL), tied for the team lead in shorthanded goals (3 - T-10th in NHL) and power play goals (8), and finished 3rd in goals (25)... Had a 4-game point streak (2G, 4A) from Feb. 22-26... Had a 5-game point streak (2G, 5A) from March 8-17... Played in his 200th game in the NHL and as a Flyer at NYI on March 26... Had a 4-game point streak (0G, 5A) from April 1-8... Had a 3-game assist streak (6A) from Jan. 20-23... Recorded 4 assists... a new career high for assists in a game, at CHI on Jan. 23... Had a 3-assist game at LAK on Dec. 30... Recorded his 100th NHL point vs. SJS on Dec. 8... Had a 3-game point streak from Dec. 4-8... Had a 3-point game (1G, 2A) vs. OTT on Nov. 15... Had a 3-game streak with 2 or more points in each game from Nov. 11-15... Signed a 3-year contract extension with the Flyers on Nov. 8... Had a 5-game point streak (4G, 5A) from Oct. 26-Nov. 4... Recorded 1st SHG of his career Oct. 7 at PIT... **2009-10:** Finished the season with 6 points in his last 7 games (2G, 4A)... Scored the winning goal in the shootout to give the Flyers a 2-1 win vs. NYR on April 11, the final regular season game and a berth in the playoffs... Set up Chris Pronger's game-winning goal with 2.1 seconds left in the Flyers 3-2 win vs. CHI on March 13... Appeared in his 100th NHL game on Feb. 6 at MIN... Had a goal, assist and +3 @ NYR on Dec. 30... Had 3 points (2G, 1A) at SJS on Nov. 20... Scored a goal in Game 4 of Stanley Cup Final vs. CHI... Had 3 pts (1G, 2A), including scoring a game winning goal in overtime in Game 3... Led the series in scoring with 6 pts (3G, 3A) and a +/- rating of +7... Had 1 assist in Game 5 of Eastern Conference Finals vs. MTL... Scored 2 game winning goals, including a GWG in Game 4... Recorded an assist in Game 2... Had 2 pts (1G, 1A) and went +4 in Game 1... Recorded 5 pts (1G, 4A) in ECSSF vs. BOS... Had an assist in Game 7... His 24:52 of TOI in Game 2 was career high for a playoff game... Led Flyers in goals (4) and 2nd in points (6) in ECQF vs. NJD... Recorded 3 pts (2G, 1A) in Game 5 (1st 2-goal and 3-point playoff game of career)... **2008-09:** Tied for the team lead with 5 points (2G, 3A) in six playoff games... Recorded his first NHL playoff point (assist) at PIT in Game 2 on April 17... Recorded his 1st NHL playoff goal in Game 3 against PIT on April 19... Recalled by the Flyers on March 30... loaned to the Phantoms on Feb. 28... Recorded 3 points (1G, 2A) at NYR on Feb. 15, his first multi-point game in the NHL... Missed 5 games (Jan. 3-13) due to a mild concussion... scored first NHL goal Jan. 27 at FLA... Registered an assist at VAN on Dec. 30 (1st NHL point)... Named the AHL rookie of the month for December after posting 14 points (8G, 6A) and a +12 in 8 games with the Phantoms... Was selected to

28 | Claude Giroux

the Canadian AHL All-Star Team in the 2009 AHL All-Star Classic (did not participate)... **2007-08:** Appeared in 2 games for the Flyers, making his NHL debut on Feb. 19 at OTT... Concluded a 4-year career with Gatineau (QMJHL) by leading the Olympiques to the President's Cup as QMJHL champions...Recipient of the Guy Lafleur Trophy, given to the Most Valuable Player of the QMJHL Tournament...Set franchise records with 51 points and 34 assists in the playoffs, while leading the team and ranking 2nd in the league with 17 playoff goals...During the regular season, led Gatineau in points (106 – 2nd in the QMJHL), assists (68 – tied for 2nd in the QMJHL), plus/minus (+40 – 3rd in the QMJHL), GWG (8) and SHG (6 – 3rd in the QMJHL)...Tied for team lead in goals with 38...Named to the QMJHL First All-Star Team... Helped Team Canada capture its fourth consecutive gold medal in the Under-20 World Junior Championships in the Czech Republic...Recorded 6 points (2G, 4A) and 8 penalty minutes in 7 games, and scored a goal in the gold medal game against Sweden...**2006-07:** Joined the Phantoms following the end of Gatineau's season and appeared in 5 games (1G 1A)... Led Gatineau in points (112 – 4th overall in the QMJHL), goals (48 – 6th overall in the QMJHL)... Ranked 2nd on the team in assists (64 – 6th overall in the QMJHL) and PPG (20)...Named QMJHL Offensive Player of the Week Sept. 14-17...Named QMJHL Player of the Month – Sept. 2006...**2005-06:** Led Gatineau in goals (39 – tied for 19th overall in the QMJHL, T-1st among rookies), assists (64 – 11th overall in the QMJHL, 1st among rookies) and +/- (+30 – T-16th overall in the QMJHL, 2nd among rookies)...Was tied for 2nd on the team in PPG (14 – T-1st among QMJHL rookies)...Was named to the QMJHL All-Rookie Team...Named Player of the Month – Rookie – in Dec. and March... Participated in the Canadian National Junior Team Development Camp, held in Calgary.

CAREER RECORD

CAREER RECORD			REGULAR SEASON					PLAYOFFS				
YEAR	TEAM	LEAGUE	GP	G	A	PTS	PIM	GP	G	A	PTS	PIM
2005-06	Gatineau(a)	QMJHL	69	39	64	103	64	17	5	15	20	24
2006-07	Gatineau	QMJHL	63	48	64	112	49	5	2	5	7	2
	PHANTOMS	AHL	5	1	1	2	6	--	--	--	--	--
2007-08	FLYERS	NHL	2	0	0	0	0	--	--	--	--	--
	Gatineau	QMJHL	55	38	68	106	37	19	17	34	51	6
2008-09	FLYERS	NHL	42	9	18	27	14	6	2	3	5	6
	PHANTOMS	AHL	33	17	17	34	22	--	--	--	--	--
2009-10	FLYERS	NHL	82	16	31	47	23	23	10	11	21	4
2010-11	FLYERS	NHL	82	25	51	76	47	11	1	11	12	8
2011-12	FLYERS	NHL	77	28	65	93	29	10	8	9	17	13
2012-13	FLYERS	NHL	48	13	35	48	22	--	--	--	--	--
2013-14	FLYERS	NHL	82	28	58	86	46	7	2	4	6	2
2014-15	FLYERS	NHL	81	25	48	73	36	--	--	--	--	--
2015-16	FLYERS	NHL	78	22	45	67	53	6	0	1	1	2
2016-17	FLYERS	NHL	82	14	44	58	38	--	--	--	--	--
2017-18	FLYERS	NHL	82	34	68	102	20	6	1	2	3	2
2018-19	FLYERS	NHL	82	22	63	85	24	--	--	--	--	--
2019-20	FLYERS	NHL	69	21	32	53	28					
QMJHL TOTALS			187	125	196	321	150	41	24	54	78	32
AHL TOTALS			38	18	18	36	28	--	--	--	--	--
FLYERS/NHL TOTALS			889	257	558	815	380	69	24	41	65	37

MISCELLANEOUS STATS

YEAR	TEAM	LEAGUE	REGULAR SEASON										PLAYOFFS		
			PP	SH	GW	S	S%	+/-	TF	F%	MIN		PP	SH	GW
2007-08	FLYERS	NHL	0	0	0	2	0.0	-2	--	--	9:35		--	--	--
2008-09	FLYERS	NHL	2	0	0	67	13.4	10	309	47.2	15:10		0	0	0
2009-10	FLYERS	NHL	8	0	2	145	11	-9	600	49.5	16:37		3	0	2
2010-11	FLYERS	NHL	8	3	5	169	14.8	20	1095	50	19:24		0	0	0
2011-12	FLYERS	NHL	6	0	5	242	11.6	6	1543	53.7	21:33		3	2	0
2012-13	FLYERS	NHL	6	1	2	137	9.5	-7	1182	54.5	21:10		--	--	--
2013-14	FLYERS	NHL	7	0	7	223	12.6	7	1760	52.9	20:26		0	0	0
2014-15	FLYERS	NHL	14	0	4	279	9	-3	1870	56.8	20:34		--	--	--
2015-16	FLYERS	NHL	6	1	5	241	9.1	-8	1881	57.5	20:33		0	0	0
2016-17	FLYERS	NHL	5	0	3	199	7.0	-15	1748	55.9	19:07		--	--	--
2017-18	FLYERS	NHL	9	0	1	193	17.6	28	1088	58.6	20:22		0	0	0
2018-19	FLYERS	NHL	2	1	4	229	9.6	9	1163	58.0	21:27		--	--	--
2019-20	FLYERS	NHL	7	1	6	197	10.1	7	1123	59.0	18:59				
FLYERS/NHL TOTALS			80	6	44	2323	11.1	43	15371	55.2	19:43		6	2	2



38 | Derek Grant

– DEFENSE –

GRAHNT, DAIR-eyk

BIRTHDATE: April 20, 1990 | **BIRTHPLACE:** Abbotsford, British Columbia

HEIGHT: 6'3" | **WEIGHT:** 206 | **SHOOTS:** Left | **SEASON:** 7th NHL, 1st Flyers

ACQUIRED: Trade from Anaheim - Feb. 24, 2020

2019-20

Scored 14 goals in 49 games for Anaheim before being acquired by the Flyers on Feb. 24... ended up with 15 goals on the season, essentially half of his entire career total of 31 goals over 264 NHL games... credited with five GWG on the season (4 ANA, 1 PHI)... scored a goal in the first game of the season Oct. 3 vs. ARI... posted his first NHL hat trick Nov. 16 at STL... scored two goals Dec. 2 vs LAK... picked up three goals in four games Feb. 1-7... scored his first goal as a Flyer and added an assist March 1 at NYR and followed it up with another multi-point game (2A) March 4 at WSH... picked up an assist March 5 vs. CAR for a three-game point streak (1G, 4A).

CAREER

2018-19: Combined for 14 points (4G, 10A) in 56 games with Anaheim and Pittsburgh... posted a 52.6 FOW% between the two clubs... was acquired from the Penguins in exchange for Joseph Blandisi Jan. 16... posted nine points (2G, 7A) in 31 games with the Ducks... won 195 of 382 faceoffs (51.0%) with Anaheim... appeared in his 200th NHL game Mar. 17 vs. FLA... scored his first goal as a Duck since the 2017-18 season in a 3-2 win Jan. 19 @ NJD... made his return to Anaheim in a 3-0 victory Jan. 17 @ MIN... posted five points (2G, 3A) with a +3 rating in 25 games with the Penguins... led Pittsburgh with a 57.1 FOW% at the time of his acquisition. **2017-18:** Appeared in his first full NHL season with the Ducks, collecting 24 points (12G, 12A) with a +3 rating and 11 PIM... established career highs in goals, assists, points and games... posted a career-best five-game point streak (1G, 4A) Oct. 29-Nov. 7... recorded his first two NHL goals Oct. 20 vs. MTL... appeared in his 100th NHL game Nov. 4 at SJS. **2016-17:** Started the season with Buffalo before being claimed on waivers by Nashville Jan. 12... re-claimed by the Sabres on waivers Feb. 5... appeared in a total of 40 games for the Sabres, posting four assists, while picking up one assist in six games with the Predators. **2015-16:** Spent the season with the Calgary organization, appearing in 15 games for the Flames and 36 for their AHL affiliate, the Stockton Heat... established AHL career highs with 27 goals, 18 assists and 45 points in just 36 games... was named to the Pacific Division all-star team... started the season with five goals in the first four games and registered a total of eight two-goal games... scored in six consecutive AHL appearances from Jan. 27 - March 19, picking up a total of nine goals and adding four assists during the run... had three games of 10 shots on goal or more, with a season high of 13 Jan. 2 vs. Texas... enjoyed two runs with Calgary, appearing in nine games from Oct. 25 - Nov. 15 and six more from March 28 through the end of the season. **2014-15:** played his fourth and final season in the Ottawa Senators organization, appearing in 73 games for the team's AHL affiliate, the Binghamton Senators... posted then-career-highs of 21 goals, 17 assists and 38 points in 73 games. **2013-14:** Split the season between Ottawa and Binghamton, appearing in 20 NHL games and 46 AHL games... started the season in Binghamton and scored twice in the first three games before being called up to Ottawa, where he remained until Dec. 1... played the rest of the season in Binghamton and went on to record an assist in four Calder Cup Playoff games. **2012-13:** Scored 19 goals in 63 games with Binghamton during the NHL work stoppage... recalled by the Senators in February and made his NHL debut Feb. 26 at TOR... was scoreless in three Calder Cup Playoff games. **2011-12:** Played his first full professional season, contributing eight goals and 15 assists for 23 points in 60 games with Binghamton... registered five multi-point games, including a three-point game (1G, 2A) Nov. 24 vs. ADK. **2010-11:** Joined Binghamton following the conclusion of his sophomore season at Michigan State University... made his professional debut March 11 at Norfolk... recorded his first pro point March 12 at Charlotte... scored his first professional goal as part of his first pro multi-point game April 1 at Syracuse (1G, 1A)... appeared in all seven games of Binghamton's first-round playoff series vs. Manchester, contributing a goal and an assist as the Senators dispatched the Monarchs en route to the 2011 Calder Cup championship. **Amateur Career:** Played two seasons at Michigan State University, scoring 20 goals and adding 43 assists for 63 points in 76 career games... join the Spartans following two seasons with Langley in the British Columbia Hockey League, where he had 123 points in 92 games.

CAREER RECORD

YEAR	TEAM	LEAGUE	REGULAR SEASON					PLAYOFFS				
			GP	G	A	PTS	PIM	GP	G	A	PTS	PIM
2007-08	Langley	BCHL	57	24	39	63	44	12	5	5	10	15
2008-09	Langley	BCHL	35	25	35	60	22	4	1	2	3	2
2009-10	Michigan State	CCHA	38	12	18	30	10					
2010-11	Michigan State	CCHA	38	8	25	33	44					
	Binghamton	AHL	14	1	5	6	0	7	1	1	2	2
2011-12	Binghamton	AHL	60	8	15	23	26	--	--	--	--	--
2012-13	Binghamtons	AHL	63	19	9	28	37	3	0	0	0	6
	Ottawa	NHL	5	0	0	0	0	--	--	--	--	--
2013-14	Binghamton	AHL	46	12	10	22	30	4	0	1	1	2
	Ottawa	NHL	20	0	2	2	4	--	--	--	--	--
2014-15	Binghamton	AHL	73	21	17	38	45	--	--	--	--	--
2015-16	Stockton	AHL	36	27	18	45	36	--	--	--	--	--
	Calgary	NHL	15	0	1	1	2	--	--	--	--	--
2016-17	Buffalo	NHL	40	0	3	3	19	--	--	--	--	--
	Nashville	NHL	6	0	1	1	5	--	--	--	--	--
	Rochester	AHL	23	11	8	19	22	--	--	--	--	--
2017-18	Anaheim	NHL	66	12	12	24	11	4	0	0	0	0
2018-19	Pittsburgh	NHL	25	2	3	5	6	--	--	--	--	--
	WB/Scranton	AHL	5	3	1	4	6	--	--	--	--	--
	Anaheim	NHL	31	2	7	9	8	--	--	--	--	--
2019-20	Anaheim	NHL	49	14	6	20	28	--	--	--	--	--
	FLYERS	NHL	7	1	4	5	2					
	COLLEGE TOTALS		76	20	43	63	54	0	0	0	0	0
	AHL TOTALS		320	102	83	185	202	14	1	2	3	10
	NHL TOTALS		264	31	39	70	85	4	0	0	0	0

MISCELLANEOUS STATS

YEAR	TEAM	LEAGUE	REGULAR SEASON										PLAYOFFS		
			PP	SH	GW	S	S%	+/-	TF	F%	MIN		PP	SH	GW
2012-13	Ottawa	NHL	0	0	0	5	0	-1	31	54.84	8:40		--	--	--
2013-14	Ottawa	NHL	0	0	0	31	0	-3	150	52.67	9:34		--	--	--
2015-16	Calgary	NHL	0	0	0	22	0	-7	111	54.95	10:53		--	--	--
2016-17	Buffalo	NHL	0	0	0	34	0	-3	332	52.1	9:55		--	--	--
	Nashville	NHL	0	0	0	6	0	-2	52	53.85	8:41		--	--	--
2017-18	Anaheim	NHL	3	0	0	65	18.5	3	597	53.1	11:06		0	0	0
2018-19	Pittsburgh	NHL	0	0	0	26	7.7	3	133	57.14	9:02		--	--	--
	Anaheim	NHL	0	0	1	48	4.2	-9	382	51.05	13:50		--	--	--
2019-20	Anaheim	NHL	2	3	4	81	17.3	-1	629	51.35	13:52		--	--	--
	FLYERS	NHL	0	0	1	13	7.7	2	65	53.85	14:16				
	FLYERS/NHL TOTALS		5	3	6	331	9.4	-18	2482	52.5	11:25				



53 | Shayne Gostisbehere

— DEFENSE —

GAWS-tihs-bair, SHAYN

BIRTHDATE: April 20, 1993 | **BIRTHPLACE:** Pembroke Pines, FL

HEIGHT: 5'11" | **WEIGHT:** 184 | **SHOOTS:** Left | **SEASON:** 5th NHL, 5th Flyers

ACQUIRED: Draft — 3rd Round (78th overall) in 2012

2019-20

Limited by injury to 42 games... appeared in 40 games through Jan. 7 and saw action in two games after that, Feb. 6 and the last game of the shortened season on March 10... played his 300th career game Oct. 9 vs. NJD... recorded two multi-point games, posting a goal and an assist in each Oct. 26 vs. CBJ and Dec. 3 vs. TOR... moved into sixth place on the Flyers scoring list among defensemen on Jan. 4 vs. ARI.

CAREER

2018-19: Recorded 10 multi-point games... scored his first goal of the season and added an assist on Nov. 5 at ARI (5-2 W) and followed that up with an assist and the overtime game-winner on Nov. 8 in the second half of the home-and-home series vs. ARI (5-4 OTW)... had a season-high five-game point streak from March 9 — 17 (1G, 6A). **2017-18:** Winner of his second Barry Ashbee Trophy as the team's best defenseman... finished fourth in the NHL in scoring among defensemen... his 65 points are fourth-highest in franchise history by a defenseman... only the third Flyers D to record a season of 65 or more points, joining Mark Howe (2) and Garry Galley... posted 52 assists, the third-most in franchise history by a defenseman in a single season behind Galley (60) and Howe (58)... recorded three games of three assists, including two in October (10/4 at SJS and 10/14 vs. WSH)... started the season with 10 assists in the first six games... recorded his 11th point of the season (1G, 10A) in ninth game of season Oct. 21 vs. EDM, tying M. Howe for the best offensive start by a Flyers defenseman in franchise history... recorded his 100th career point with an assist Nov. 9 vs. CHI, and by doing so in his 155th career game became the fastest D in Flyers history to his first 100 career points... posted his second career two-goal game, including the OT GWG, in a 2-1 win over DAL on Dec. 16... recorded his 100th NHL assist Feb. 22 vs. CBJ... ended the year with 10 points, all assists, in the final seven games, including four multi-assist games. **2016-17:** Led the team with 23:29 ice time and seven shots on goal Oct. 15 at ARI... led team with 23:16 Oct 18 at CHI, recording an assist, four shots, seven total shot attempts, two hits and two blocked shots... scored GWG and added an assist Oct. 22 vs. CAR... tied a career high with 7 SOG on three occasions (11/3 at NY, 1/10 at BUF, 3/2 vs. FLA)... 1G, 1A Nov. 5 at MTL... recorded a four-game point streak (4A) Dec. 4-10... posted 3A Feb. 19 at VAN... 1G, 1A Mar. 9 at TOR... 1G, 1A, 5 SOG Mar. 26 at PIT... posted a five-game point streak (1G, 6A) Mar. 26 — Apr. 2... set a new career high with 8 SOG Apr. 4 at NJD. **2015-16:** Started season with Lehigh Valley, recording two goals and eight assists for 10 points in 14 games... recorded a goal and five assists for six points in his final six games before his recall to the Flyers on November 14... recorded his first NHL point that night, assisting on Jake Voracek's game-winning overtime goal at CAR... scored his first career goal Nov. 17 vs. LAK... recorded his first OT GWG Nov. 23 vs. CAR... repeated the feat Nov. 27 vs. NSH, becoming the first rookie in Flyers history to score multiple overtime winners in one season... scored his third OT GWG Dec. 15 vs. CAR, becoming the first NHL rookie to have three OT goals in a season since 2007-08, when Andrew Cogliano did it over the course of appearing in all 82 games for Edmonton... recorded a 15-game scoring streak from Jan. 19 — Feb. 20, establishing Flyers and NHL records for longest scoring streaks by a rookie defenseman... finished the season with 17 goals, establishing a new franchise record for goals by a rookie defenseman... became the youngest Flyer ever to win the Barry Ashbee Trophy as the Flyers' best defenseman... became first rookie in NHL history to record four (4) OT goals in a season... On February 13, 2016 he broke Barry Beck's point streak record for a rookie defenseman with a goal vs. NJD extending his streak to 11 games... Voted on to 2015-16 All-Rookie team - 2nd place in voting of the Calder. **2014-15:** Appeared in a total of five games for Lehigh Valley and two games for the Flyers... recorded first professional points with 2 assists in 4-3 OT win vs. Adirondack on Oct. 17... made his NHL debut Oct. 25 vs. DET... upon return to Lehigh Valley, recorded two assists Nov. 8 vs. Manchester but sustained a torn ACL and missed the rest of the season following surgery. **2013-14:** Played his third and final year at Union College, leading the Dutchmen to the NCAA national championship with a 7-4 win over Minnesota at the Wells Fargo Center... was named NCAA Frozen Four Most Outstanding Player after posting a goal, 2 assists, and a plus-seven rating in the championship game... following the season, signed a three-year entry-level contract with the Flyers and made his professional debut April 18, 2014 when the Adirondack Phantoms hosted Bridgeport... during the regular season, recorded nine goals and 25 assists and was plus-33 in 42 games for Union... helped the Dutchmen to a 16-0-1 record in their final 17 games en route to ECAC and Frozen Four titles... **2012-13:** returned to Union College for his sophomore season, winning an ECAC playoff title and competing in the NCAA tournament, after winning a gold medal with the USA at the 2013 World Junior Championship... In 36 games with the Dutchmen, scored 8 goals with 18 assists and was +18 with 39 penalty minutes... Five of his eight goals came on the Union power play... in six games at the WJC (he was suspended for one game), scored 1 goal with 1 assist and was +4 with 25 penalty minutes. **2011-12:** Had a memorable freshman season at Union College as the Dutchmen won the ECAC Hockey regular season and playoff championships and reached the Frozen Four for the first time in school history... In 41 games, scored 5 goals with 17 assists and was plus-18 with 20 penalty minutes... was selected to the ECAC Hockey All-Rookie Team and was invited to USA Hockey's Evaluation Camp for the 2013 World Junior Championship... ranked 148th amongst North American skaters in Central Scouting's final rankings prior to the 2012 NHL Draft... was selected by Philadelphia in the third round (78th overall).

53 | Shayne Gostisbehere

CAREER RECORD

CAREER RECORD			REGULAR SEASON					PLAYOFFS				
YEAR	TEAM	LEAGUE	GP	G	A	PTS	PIM	GP	G	A	PTS	PIM
2011-12	Union	ECAC	41	5	17	22	20	--	--	--	--	--
2012-13	Union	ECAC	36	8	18	26	39	--	--	--	--	--
2013-14	Union	ECAC	42	9	25	34	26	--	--	--	--	--
	PHANTOMS	AHL	2	0	0	0	0	--	--	--	--	--
2014-15	PHANTOMS	AHL	5	0	5	5	0	--	--	--	--	--
	FLYERS	NHL	2	0	0	0	0	--	--	--	--	--
2015-16	PHANTOMS	AHL	14	2	8	10	6	--	--	--	--	--
	FLYERS	NHL	64	17	29	46	24	6	1	1	2	4
2016-17	FLYERS	NHL	76	7	32	39	32	--	--	--	--	--
2017-18	FLYERS	NHL	78	13	52	65	25	6	1	0	1	4
2018-19	FLYERS	NHL	78	9	28	37	22	--	--	--	--	--
2019-20	FLYERS	NHL	42	5	7	12	20					
COLLEGE TOTALS			119	22	60	82	85	--	--	--	--	--
AHL TOTALS			21	2	13	15	6	--	--	--	--	--
NHL/FLYERS TOTALS			340	51	148	199	123	12	2	1	3	8

MISCELLANEOUS STATS

MISCELLANEOUS STATS			REGULAR SEASON										PLAYOFFS		
YEAR	TEAM	LEAGUE	PP	SH	GW	S	S%	+/-	TF	F%	MIN	PP	SH	GW	
2014-15	FLYERS	NHL	0	0	0	2	0	-2	0	0	12:34	--	--	--	
2015-16	FLYERS	NHL	8	0	5	152	11.2	8	1	100	20:05	1	0	0	
2016-17	FLYERS	NHL	2	0	1	198	3.5	-21	0	0	19:36	--	--	--	
2017-18	FLYERS	NHL	7	0	2	221	5.9	10	0	0	21:27	2	0	0	
2018-19	FLYERS	NHL	4	0	2	180	5.0	-20	0	0	19:40	--	--	--	
2019-20	FLYERS	NHL	1	0	1	73	6.8	-4	0	0	18:18				
FLYERS/NHL TOTALS			22	0	11	826	6.2	-25	1	100	19:56	3	0	0	



8 | Robert Hagg

– DEFENSE –

HAIG, RAH-buhrt

BIRTHDATE: February 8, 1995 | **BIRTHPLACE:** Uppsala, Sweden

HEIGHT: 6'2" | **WEIGHT:** 216 | **SHOOTS:** Left | **SEASON:** 3rd NHL, 3rd Flyers

ACQUIRED: Draft - 2nd round (41st overall) in 2013

2019-20

Appeared in 49 games... finished tied for fourth on the roster with a plus-14 rating, a career high... came within seven points of his career high of 20 set last season despite appearing in 33 fewer games... led the team with 136 hits... ten of his 13 points on the season (3-7-10) came during a 19-game stretch from Jan. 7 – Feb 22 in which he was also a plus-16, a plus-minus rating that tied for fourth-best in the NHL and tied with Victor Hedman for the league lead among defensemen during that specific timeframe... led the Flyers with four blocked shots Feb. 8 at WSH... scored his first career power play goal Feb. 13 at FLA... recorded an assist, three hits, three blocks and was plus-2 Feb. 22 vs. WPG... played a season-high 19:46 Feb. 26 at CBJ... Led the team with five hits and four blocked shots Mar. 5 vs. CAR, which was his 200th career game.

CAREER

2018-19: Scored his first goal of the season and added an assist on Oct. 4 at VGK... scored a 185-foot empty-netter on Nov. 1 at LAK... played a season-high 23:58 on Nov. 21 at BUF... picked up a goal after spending four of the first 6 ½ minutes killing penalties on Mar. 23 vs. NYI. **2017-18:** Finished seventh in the league in hits (238) and led all rookies in blocked shots (100)... recorded his first NHL point with an assist Oct. 17 vs. FLA... played a season & career-high 26:00 Nov. 16 at WPG... recorded nine hits Nov. 28 vs. SJS, a franchise record for a rookie (since 1997)... scored his first NHL goal Dec. 20 vs. DET. **2016-17:** Appeared in 58 games for the Phantoms... made NHL debut April 9, Philadelphia vs. Carolina... Missed 10 games because of injury (3/4-3/22)... Scored 2 goals in 7-4 win at Utica on February 19, 2017... Registered goal, assist in 5-0 win vs. Binghamton on February 8, 2017. **2015-16:** 2nd among Phantoms defensemen in power play goals (3) during 2015-16 season (MacDonald) ... Appeared in 65 games... Recorded 5 goals and 6 assists for 11 points... **2014-15:** Member of Team Sweden at 2015 World Junior Championships (7 games, 2 assists, 2 PIM)... Appeared in 69 games with Phantoms... Recorded 3 goals and 17 assists for 20 points... Finished second among all Phantoms defensemen in points (20) and assists (17)... Recorded multiple 2-assist games (Oct 11, Dec 17, Jan 21, Feb 8)... **2013-14:** Member of Team Sweden at World Junior Championships... won back-to-back silver medals... Appeared in 50 games for MODO Hockey in the SHL... recorded 6 points... made AHL debut with Adirondack Phantoms Mar 29... First professional goal scored Apr 16 vs Syracuse... First professional assist Apr 16 vs Syracuse... Signed three-year entry-level contract with Philadelphia on March 21, 2014... **2012-13:** Appeared in 28 games for MODO Hockey J20 as captain... Recorded 11 goals and 13 assists for 24 points on the season... Named J20 SuperElit Best Defensemen... Served as assistant captain for Team Sweden at 2013 U18 World Junior Championships... won silver medal.

CAREER RECORD

YEAR	TEAM	LEAGUE	REGULAR SEASON						PLAYOFFS			
			GP	G	A	PTS	PIM	GP	G	A	PTS	PIM
2012-13	Ornskoldsvik	SweHL	27	0	1	1	2	1	0	0	0	0
2013-14	Ornskoldsvik	SweHL	50	1	5	6	47	--	--	--	--	--
	PHANTOMS	AHL	10	1	3	4	10	--	--	--	--	--
2014-15	PHANTOMS	AHL	69	3	17	20	42	--	--	--	--	--
2015-16	PHANTOMS	AHL	65	5	6	11	42	--	--	--	--	--
2016-17	FLYERS	NHL	1	0	0	0	0	--	--	--	--	--
	PHANTOMS	AHL	58	7	8	15	48	5	0	1	1	0
2017-18	FLYERS	NHL	70	3	6	9	32	2	0	0	0	0
2018-19	FLYERS	NHL	82	5	15	20	63	--	--	--	--	--
2019-20	FLYERS	NHL	49	3	10	13	30					
	SweHL TOTALS		77	1	6	7	49	1	0	0	0	0
	AHL TOTALS		202	16	34	50	142	5	0	1	1	0
	NHL/FLYERS TOTALS		202	11	31	42	125	2	0	0	0	0

MISCELLANEOUS STATS

		REGULAR SEASON										PLAYOFFS		
YEAR	TEAM	LEAGUE	PP	SH	GW	S	S%	+/-	TF	F%	MIN	PP	SH	GW
2016-17	FLYERS	NHL	0	0	0	5	0.0	0	0	0	21:19	--	--	--
2017-18	FLYERS	NHL	0	0	0	89	3.4	5	0	0	18:08	0	0	0
2018-19	FLYERS	NHL	0	0	1	86	5.8	-3	0	0	16:57	--	--	--
2019-20	FLYERS	NHL	1	0	0	38	7.9	14	0	0	15:36			
NHL/FLYERS TOTALS		NHL	1	0	1	218	5.1	16	0	0	17:03	0	0	0



79 | Carter Hart

– GOALIE –
HART, CAR-tuhr

BIRTHDATE: August 13, 1998 | **BIRTHPLACE:** Sherwood Park, Alberta
HEIGHT: 6'2" | **WEIGHT:** 187 | **SHOOTS:** Left | **SEASON:** 2nd NHL, 2nd Flyers
ACQUIRED: Draft - 2nd round (48th overall) in 2016

2019-20

Appeared in 43 games in his first full NHL season, going 24-13-3... concluded the regular season ranked eighth in the league in GAA (2.42) and tied for ninth in wins (24)... posted a 20-3-2 record at home with a 1.63 GAA and a .943 save percentage, which tied him with Andrei Vasilevsky and Jordan Binnington for the league lead in home wins... ranked third in the NHL in GAA at home and tied for third in home point percentage... recorded his first career shutout Oct. 9 vs. NJD... on 13 other occasions, played the full game and allowed only one goal, going 11-1-1 in those 13 contests... missed nine games with a lower abdominal strain from Jan. 15 – Feb. 8.

CAREER

2018-19: Recipient of the Toyota Cup as the Flyer who accumulated the most points associated with being selected as a "Star of the Game," becoming the first Flyers rookie to win the award and the first Flyers goaltender since Roman Cechmanek won the inaugural award in 2000-01... is the first goaltender in NHL history to wear #79 and is the first Flyer to do so at any position... represented Canada at the 2019 World Championships... began the season with AHL Lehigh Valley, where he went 9-6-2 with a 3.05 GAA and a .902 save percentage in 18 appearances... made his professional debut there and earned his first win on October 6 vs. Bridgeport and picked up his first pro shutout on Dec. 7 vs. Hershey... went 5-2 in his final seven games with Lehigh Valley with a 2.45 GAA and a .922 save percentage; in the five wins, posted a 1.41 GAA and .952 save percentage... recalled to the Flyers on Dec. 17 and won his NHL debut vs. DET on Dec. 18 (3-2), earning first star honors... with the win at the age of 20 years, 127 days, became the youngest goaltender in Flyers history to win his NHL debut and the second-youngest Flyers goaltender to appear in a game... picked up his second win two days later on Dec. 20 vs. NSH (2-1), becoming the 23rd goaltender in NHL history to win each of his first two career starts before celebrating his 21st birthday and first since Mackenzie Skapski in 2014-15 (w/ NYR)... came within less than three minutes of a shutout on Jan. 10 vs. DAL (2-1 W, 34 saves)... won eight consecutive games from Jan. 14 to Feb. 9, tying an NHL record for longest winning streak for a goaltender before his 21st birthday... named the NHL Rookie of the Month for January after going 6-2-1 with a 2.33 GAA and a .931 save percentage, becoming the first Flyer to win the award since Sergei Bobrovsky in November 2010... missed three weeks of action (Feb. 22 – March 14) with a lower body injury... made 38 saves in regulation and overtime before stopping all five shooters he faced in the shootout on March 27 vs. TOR (5-4 SOW). **Amateur Career:** Played four years in the Western Hockey League with the Everett Silvertips, where he was 116-46-19 in 190 games played for a career winning percentage of .611 and a points percentage of .661... had a 2.01 career GAA and a .927 career save percentage; over his final three seasons, went 98-40-8 with a 1.95 GAA and a .930 save percentage... was named the WHL goaltender of the year in three consecutive seasons (15-16, 16-17 and 17-18) and was a two-time winner of the Canadian Hockey League goaltender of the year award (15-16, 17-18) as the top goaltender across all of Canadian major junior hockey, becoming the first goaltender to ever win that award twice... was also named the WHL MVP in 2017-18... helped Team Canada to a gold medal at the 2018 World Junior Championships, where he posted a 1.81 GAA and .930 save percentage in six games... also was part of Canada's silver-medal team in 2017.

CAREER RECORD

			REGULAR SEASON										PLAYOFFS					
YEAR	TEAM	LEAGUE	GP	Min	GA	SO	GAA	W	L	OT	GP	Min	GA	SO	GAA	W	L	
2013-14	Everett	WHL	2	103	6	0	3.49	0	1	1	--	--	--	--	--	--	--	
2014-15	Everett	WHL	30	1648	63	4	2.29	18	5	5	--	--	--	--	--	--	--	
2015-16	Everett	WHL	63	3693	132	6	2.14	35	23	4	--	--	--	--	--	--	--	
2016-17	Everett	WHL	54	3078	102	9	1.99	32	11	2	10	691	28	1	2.43	4	5	
2017-18	Everett	WHL	41	2437	65	7	1.60	31	6	3	22	--	--	--	--	--	--	
2018-19	PHANTOMS	AHL	18	1005	51	1	3.05	9	8	1	--	--	--	--	--	--	--	
	FLYERS	NHL	31	1717	81	0	2.83	16	13	1	--	--	--	--	--	--	--	
2019-20	FLYERS	NHL	43	2356	95	1	2.42	24	13	3								
WHL TOTALS			190	10959	368	26	2.01	116	46	15	32	691	28	1	2.43	4	5	
AHL TOTALS			18	1005	51	1	3.05	9	8	1	--	--	--	--	--	--	--	
NHL TOTALS			74	4073	176	1	2.59	40	26	4	--	--	--	--	--	--	--	

STATISTICAL CAREER HIGHS

	FLYERS	CAREER
WINS (SEASON)	24 (2019-20)	24 (2019-20)
SHUTOUTS (SEASON)	1 (2019-20)	1 (2019-20)



13 | Kevin Hayes

– CENTER –
HAYES, KEH-vin

BIRTHDATE: May 8, 1992 | **BIRTHPLACE:** Dorchester, Massachusetts
HEIGHT: 6'5" | **WEIGHT:** 216 | **SHOOTS:** Left | **SEASON:** 6th NHL, 1st Flyers
ACQUIRED: Trade – from Winnipeg, June 3, 2019

2019-20

Signed a \$50 million, seven-year contract with the Flyers on June 19 after his negotiating rights were acquired from Winnipeg on June 3... appeared in all 69 games in his first season with the Flyers... scored 23 goals, two shy of his career high of 25 in 76 games with NYR in 2017-18... recipient of the Gene Hart Memorial Award, given annually to the Flyer who demonstrates the most "heart" as voted by the Flyers Fan Club... recorded three three-point games: Oct. 26 vs. CBJ (1G, 2A); Feb. 1 vs. COL (2G, 1A); and Feb. 25 vs. SJS (2G, 1A)... second on the team with five game-winning goals, two of which came in overtime... one of four players to share the NHL lead with four shorthanded goals, becoming the first Flyer to post that many since Matt Read scored four SHG in the 2013-14 season... GWG and SHG totals were both career highs... scored his first goal as a Flyer Oct. 9 vs. NJD... posted a three-game goal streak Oct. 21-26 (3G) and a four-game point streak Oct. 21-27 (3G, 3A)... played his 400th NHL game Nov. 15 at OT... posted 16 points (8G, 8A) over a 19-game stretch from Nov. 19 – Dec. 29... scored his 100th NHL goal Nov. 30 at MTL... posted nine points (5G, 4A) over 11 games from Jan. 7 – Feb. 3... scored shorthanded goals in consecutive games Feb. 1 vs. COL and Feb. 3 at DET, becoming the first Flyer to do so since Matt Read did it in March 2014.

CAREER

2019-20: Appeared in 51 games for the New York Rangers, recording 14 goals and 28 assists before being traded to Winnipeg... ranked second in assists (28) and third in points (42) on the Rangers before being traded... led the Rangers in short-handed goals (2) before the trade... posted a nine-game point streak (5G, 11A) from Dec. 8 to Dec. 29; six of the nine were multi-point games... recorded a season-high ice time (23:15) on Dec. 23 vs. PHI... posted 12 multi-point games with NY Rangers... tallied three assists on Nov. 6 vs. MTL... scored two goals on Dec. 10 at TBL... appeared in 20 games for Winnipeg, recording five goals and eight assists... ranked fourth in assists (8) and fifth in goals (5) and points (13) during his time with Winnipeg... posted a goal and two assists in the second game with Winnipeg on Mar. 1 vs. NSH... tallied four points (1G, 3A) in the 5-0 win on Mar. 23 vs. NSH... registered two goals and one assist in six games in the first round of the 2019 Stanley Cup playoffs. **2017-18:** Established career-highs in several categories, including goals (25), even strength goals (17), power play goals (6), shorthanded goals (2), average ice time (17:21), and shots on goal (172), and tied his career-high in game-winning goals (4)... tied for fourth in the NHL – and led the Rangers – in times scoring the first goal of the game (9)... led the Rangers in shorthanded goals, tied for the team lead in game-winning goals and shorthanded points (2), ranked second in even strength goals, even strength points (34), takeaways (52), faceoff wins (562), and faceoffs taken (1,112), tied for second in goals, ranked third in points (44), tied for third in power play goals, and ranked fourth in shots on goal... ranked second on the Rangers – and led team forwards – in shorthanded ice time (170:22); also led Rangers forwards in average shorthanded ice time (2:15)... led the Rangers in goals (15) and tied for the team lead in points (25) on the road... registered a goal/point in two consecutive games on Oct. 19 vs. NYI and Oct. 21 vs. NSH (two goals, one assist, plus-five rating)... recorded a point in five games over a seven-game span from Nov. 11 vs. EDM to Nov. 26 vs. VAN (2G, 3A, plus-6 rating)... posted a four-game point streak from Dec. 15 vs. LAK to Dec. 21 at NJD (3G, 1A)... recorded an assist, tied for the game high with five shots on goal, and posted a plus-one rating in 18:11 of ice time in the 2018 Bridgestone NHL Winter Classic on Jan. 1 at BUF... registered 26 points (15G, 11A) in 33 games after returning to the Rangers' lineup on Jan. 25 following an injury; led the team in goals and points over the span... tallied a point in 19 of the final 28 games of the season (14G, 10A)... recorded a point in nine games over an 11-game span from Feb. 9 vs. CGY to Mar. 2 at CGY (7G, 5A); recorded three separate three-game point streaks during the stretch... posted a three-game assist/point streak from Feb. 9 vs. CGY to Feb. 13 at MIN (2G, 3A)... recorded a team-high six shots on goal on Feb. 9 vs. CGY; registered six shots on goal in the first period, becoming the first Ranger to do so since Feb. 16, 2015 (NSH)... tied for the team-high with five shots on goal in 20:07 of ice time on Feb. 15 at NYI... registered his 20th goal of the season on Mar. 10 at FLA; reached the 20-goal plateau for the first time in his NHL career... tallied a point in eight of the final 11 games of the season (5G, 4A)... recorded an assist while skating in his 300th career NHL game on Mar. 17 at STL... recorded two assists, including his 100th career NHL assist on Mar. 24 vs. BUF... posted a five-game point streak from Mar. 28 at WSH to Apr. 5 at NYI (4G, 1A), including a three-game goal streak from Mar. 31 at CAR to Apr. 5 at NYI... won 15 of 17 faceoffs (88.2%) on Apr. 7 at PHI; became the fifth Ranger to win at least 15 faceoffs and post a faceoff win percentage of 88.0% or better in the same game since the NHL began tracking faceoffs in 1997-98. **2016-17:** Established career-highs in assists (32), points (49), shorthanded assists (6), shorthanded points (7), and game-winning goals (4)... led the NHL in shorthanded assists and tied for the NHL lead in shorthanded points; became the first Ranger to lead the NHL in shorthanded assists outright since Messier in 1996-97... the Rangers posted a 29-2-2 record in games which he tallied a point, including a 15-0-0 record in games which he tallied a goal... led the Rangers in points on the road (30; 11G, 19A)... registered 15 points (7G, 8A) and a plus-15 rating over a 12-game span from Oct. 30 vs. TBL to Nov. 21 at PIT... posted a career-high six-game point streak from Oct. 30 vs. TBL to Nov. 8 vs. VAN (4G, 6A), including a career-high four-game goal streak from Nov. 1 vs. STL to Nov. 6 vs. WPG... established a single-game career-high with three assists and tied single game career-highs with three points on Oct. 30 vs. TBL... led the Rangers in goals (8) and points (13) in November; was the only NHL player who recorded at least 13 points and a plus-10 rating during the month... selected as the NHL's Third Star of the Week for the week ending on Nov. 6, as he recorded six points (4G, 2A) and a plus-seven rating in four games; tied for the NHL lead in goals, tied for second in the NHL in plus/minus rating, and tied for fourth in the league in points during the week... tallied a

13 Kevin Hayes

shorthanded goal, which was the game-winning goal on Nov. 5 at BOS...posted his first career multi-goal game in the NHL, recording two goals on Nov. 15 at VAN...registered the game-winning goal, which was his 100th career NHL point, on Nov. 25 at PHI...recorded 12 points (2G, 10A) over a 10-game span from Dec. 27 vs. OTT to Jan. 19 at TOR; posted four multi-point games in the 10 contests...tallied an assist, recorded five shots on goal, and posted a plus one rating while skating in his 200th career NHL game on Jan. 7 at CBJ...tied single-game career-highs with three assists and three points, and posted a plus-three rating on Feb. 9 vs. NSH...tallied two points (1G, 1A), including his sixth shorthanded assist of the season on Mar. 12 at DET; became the first Ranger to tally six shorthanded assists in one season since Messier in 1996-97...established playoff career-highs in faceoff wins (102) and faceoff win percentage (51.8%; 102-for-197)...tied for the team lead in faceoff wins, ranked second in faceoff win percentage, and tied for sixth in assists (three) in the playoffs...posted a faceoff win percentage of 50.0% or better in nine of 12 playoff contests...tallied an assist on the game-winning goal, led all skaters with 12 faceoff wins (12-for-19; 63.2%) in Game 6 of the First Round vs. MTL on Apr. 22...tallied an assist in two consecutive games in Game 4 of the Second Round vs. OTT on May 4 and Game 5 at OTT on May 6...registered four points (2G, 2A) and posted a plus-four rating in three games while representing the United States at the 2017 IIHF World Championship. 2015-16: Tied for fifth on the Rangers in even strength assists (19), ranked sixth in primary assists (14), and tied for sixth in assists (22), power play goals (three), and even strength points (30)...ranked sixth on the Rangers in assists per 60 minutes of ice time (1.22)...the Rangers posted an 18-6-6 record in games which he tallied a point, including an 8-3-3 record in games which he registered a goal...posted a three-game point streak over the first three games from Oct. 7 at CHI to Oct. 10 vs. CBJ (1G, 2A)...tallied a point in eight games over a 10-game span from Oct. 22 vs. ARI to Nov. 14 at OTT (4G, 5A)...registered two points (1G, 1A) while skating in his 100th career NHL game on Nov. 23 vs. NSH...posted a three-game point streak from Feb. 21 vs. DET to Feb. 25 at STL (1G, 2A)...skated in three playoff games. 2014-15: Led NHL rookies in primary assists (25), ranked second in shooting percentage (15.3%), tied for third in plus/minus rating (plus-15), ranked fifth in points (45), tied for fifth in assists (28), and ranked sixth in goals (17)...led the Rangers in shooting percentage and tied for fifth in goals...recorded one shot on goal in 14:17 of ice time while making his NHL debut in the Rangers' home opener on Oct. 12 vs. TOR...tallied his first career NHL point with a goal on Oct. 19 vs. SJS...recorded his first career NHL assist on Oct. 21 at NJD...posted a five-game point streak from Feb. 7 at NSH to Feb. 14 at ARI, including a three-game goal streak from Feb. 10 at TOR to Feb. 14 at ARI...notched his first career shorthanded goal on Feb. 14 at ARI; became the first Ranger rookie to tally a power play goal and a shorthanded goal in the same season since Mikael Samuelsson in 2001-02...tallied his 40th point of the season on Apr. 6 vs. CBJ...tied for first among NHL rookies in primary assists (5) and game-winning goals (1), ranked second in power play points (3), tied for second in assists (5), power play assists (2), and takeaways (9), and tied for third in points (7) in the playoffs...tied for the team lead in primary assists in the playoffs...tallied his first career NHL playoff goal/point by tallying the game-winning goal in overtime in Game 4 of the First Round at PIT on Apr. 22; became the first Rangers rookie to tally a playoff OT goal on the road in franchise history...registered his first career NHL playoff assist in Game 1 of the Second Round vs. WSH on Apr. 30...tallied a power play goal in Game 7 vs. WSH on May 13; became the second Ranger rookie to tally a goal in Game 7 of a playoff series, and the first to do so since Muzz Patrick in the Semifinals in 1939 against BOS. 2013-14: Named a finalist for the Hobey Baker Award as the top player in collegiate hockey...named to the NCAA East First All-American Team and Hockey East's First All-Star Team...established collegiate career-highs in goals (27), assists (38), points (65), plus/minus rating (plus-34), power play goals (six), and game-winning goals (6)...ranked second in the nation in points, third in plus/minus rating, fourth in assists, and fifth in goals...ranked second on Boston College in goals, points, game-winning goals, and shots on goal (140), tied for second in power play goals, and ranked third in assists and plus/minus rating...registered two points (1G, 1A) in eight games while representing the United States at the 2014 IIHF World Championship. 2012-13: Tied for third on Boston College in assists (19), tied for fourth in power play goals (4), and tied for fifth in points (25)...tallied seven multi-point games, including three multi-point performances. 2011-12: Tied for fifth on Boston College in assists (21), power play goals (3), and game-winning goals (3) while helping the Eagles win the National Championship...registered an assist in the National Championship Game on Apr. 7 vs. Ferris State. 2010-11: Led freshmen on the team in power play goals (2), tied for first among team freshmen in assists (10), and ranked second in goals (4) and points (14)...Made his collegiate debut on Oct. 9 at Northeastern...tallied his first career collegiate goal, assist, and point as part of a two-point effort on Oct. 15 at Denver. 2009-10: Registered two goals in two games with the United States U-18 National Development Team (USDP)...tallied 69 points (25 goals, 44 assists) in 29 games with Noble & Greenough School. 2008-09: Registered 55 points (28 goals, 27 assists) in 23 games with Noble & Greenough School. 2007-08: Recorded 13 points (eight goals, five assists) in 29 games with Noble & Greenough School. Personal: Nickname is "Hazy"...his brother, Jimmy, plays for the Pittsburgh Penguins; the two were teammates at Boston College for one season...two of his cousins are former NHL players Keith Tkachuk and Tom Fitzgerald, and he is also cousins with current NHL player Matthew Tkachuk and 2018 first round draft pick Brady Tkachuk...received a degree in communications from Boston College.

CAREER RECORD

YEAR	TEAM	LEAGUE	REGULAR SEASON					PLAYOFFS				
			GP	G	A	PTS	PIM	GP	G	A	PTS	PIM
2010-11	Boston College	H-East	31	4	10	14	8	--	--	--	--	--
2011-12	Boston College	H-East	44	7	21	28	10	--	--	--	--	--
2012-13	Boston College	H-East	27	6	19	25	14	--	--	--	--	--
2013-14	Boston College	H-East	40	27	38	65	16	--	--	--	--	--
2014-15	NY Rangers	NHL	79	17	28	45	22	19	2	5	7	2
2015-16	NY Rangers	NHL	79	14	22	36	30	3	0	0	0	4
2016-17	NY Rangers	NHL	76	17	32	49	18	12	0	3	3	4
2017-18	NY Rangers	NHL	76	25	19	44	18	--	--	--	--	--
2018-19	NY Rangers	NHL	51	14	28	42	10	--	--	--	--	--
	Winnipeg	NHL	20	5	8	13	2	6	2	1	3	2
2019-20	FLYERS	NHL	69	23	18	41	34					
	H-East TOTALS		142	44	88	132	48	0	0	0	0	0
	NHL TOTALS		381	92	137	229	100	40	4	9	13	12

MISCELLANEOUS STATS

YEAR	TEAM	LEAGUE	REGULAR SEASON										PLAYOFFS		
			PP	SH	GW	S	S%	+/-	TF	F%	MIN		PP	SH	GW
2014-15	NY Rangers	NHL	1	1	1	111	15.3	15	678	36.6	13:02		1	0	1
2015-16	NY Rangers	NHL	3	0	3	133	10.5	4	381	36.0	13:40		0	0	0
2016-17	NY Rangers	NHL	1	1	4	143	11.9	10	968	45.7	16:34		0	0	0
2017-18	NY Rangers	NHL	6	2	4	172	14.5	1	1112	50.5	17:21		--	--	--
2018-19	NY Rangers	NHL	3	2	1	119	11.8	1	768	48.6	19:27		--	--	--
	Winnipeg	NHL	0	0	1	37	13.5	-3	213	51.6	15:17		0	0	0
2019-20	FLYERS	NHL	4	4	5	175	13.1	-6	826	50.2	17:44				
	NHL TOTALS		18	10	19	890	12.9	22	4949	46.2	16:01		1	0	1



11

Travis
Konecny

– CENTER –

koh-NEHK-nee, TRA-vihs

BIRTHDATE: March 11, 1997 | **BIRTHPLACE:** London, Ontario**HEIGHT:** 5'10" | **WEIGHT:** 183 | **SHOOTS:** Right | **SEASON:** 4th NHL, 4th Flyers**ACQUIRED:** Draft - 1st Round (24th overall) in 2015

2019-20

Appeared in 66 of 69 games... established career highs in assists (37) and points (61) while matching his career high of 24 goals (third consecutive season), doing all in 16 fewer games... winner of the Toyota Cup, awarded to the Flyer with the most points from being selected as a 'Star of the Game... installed as a regular on the power play, resulting in a 55-minute increase of total power play time from 2017-18... recorded 23 points on the power play, nearly tripling his previous career high of eight... scored three game-winning goals, marking the third consecutive year he'd scored three or more... averaged 16:48 TOI per game, marking his fourth consecutive year of increased ice time and the biggest one-season jump of his career, playing 1:32 more per game than 2017-18... increased his shooting percentage by 3.8 points over 2018-19... represented the Flyers at the 2020 NHL All-Star Weekend, the first appearance of his career... recorded six three-point games after only having two prior to the season... first one was a three-point game (1G, 2A) in the NHL Global Series win over Chicago in Prague, Czech Republic on Oct. 4... started the season on a four-game scoring streak (3G, 4A) and went on to record 19 points (8G, 11A) in the first 17 games... set a career high with three assists Nov. 21 at CAR and later tied it Dec. 19 vs. BUF... played a career-high 23:14 Jan. 2 at VGK... finished the season from Feb. 1 onward on a point-per-game pace, posting 18 points (7G, 11A) over the final 18 games... picked up his 100th career assist Feb. 25 vs. SJS.

CAREER

2018-19: Recorded eight multi-point games... posted his first point of the season on Oct. 6 at COL... picked up his first goal of the year on Oct. 18 at CBJ and followed that up with a goal on Oct. 20 vs. NJD... went on a three-game point streak (2G, 2A) from Oct. 16 to Oct. 20... posted a three-game point streak (1G, 2A) from Nov. 3 to Nov. 8... played a season-high 20:50 Nov. 13 vs. FLA... recorded a three-point game and a Gordie Howe Hat Trick (1G, 2A) on Nov. 23 vs. NYR... recorded a point in seven out of eight games (6G, 5A) from Nov. 17 to Dec. 8... tallied a goal and an assist on Jan. 19 at MTL and then again following the All-Star break on Jan. 28 vs. WPG... posted a point in 11 out of 15 games (7G, 6A) from Feb. 16 to Mar. 17, including a four-game point streak (3G, 2A). **2017-18:** Played his 100th career game Dec. 12 vs. TOR... after posting four goals and six assists for 10 points in the first 36 games of season, had 20 goals and 17 assists for 37 points in the final 45 beginning Dec. 28... recorded 10 multi-point games, including a pair of two-goal games, all of them after Dec. 28... scored the OT GWG in consecutive games on Jan. 21 at WSH and Jan. 23 at DET, becoming only the second Flyer to accomplish that feat (S. Kapanen, Dec. 28 & 29, 2005)... scored both goals on the only shot of OT for either team, becoming just the second player anywhere in the NHL to do that since 1997-98 (T. Bertuzzi, Dec. 11 & 12, 2009)... posted a six-game scoring streak Jan. 18-31 (5-2-7), the last five of which were a five-game goal-scoring streak (5G)... posted a career-high three points (1G, 2A) Feb. 18 at NYR. **2016-17:** Appeared in 70 games for the Flyers in a breakout year... recorded 11 goals and 17 assists in his rookie season... Made NHL debut on Oct 14 vs LAK, recording 2 assists for a two-point game... First NHL goal scored on Oct 25 vs BUF... Recorded 2 goals Mar 13 vs. CBJ... **2015-16:** Appeared in 29 games for the Ottawa 67's... recorded 38 assists... traded to Sarnia Sting on Jan 7... Appeared in 31 games for the Sarnia Sting... Recorded 23 goals and 33 assists for 56 points... Member of Canada U-20 team in World Juniors Championship. **2014-15:** Appeared in 60 games for the Ottawa 67's as team captain... recorded 29 goals and 39 assists for a 68 point season... was second leading scorer... **2013-14:** Appeared in 63 games for the Ottawa 67's in the OHL... scored 26 goals and recorded 44 assists for a 70 point season... recorded two assists in his OHL debut on Sep 20... led all rookies in points and goals in OHL... was awarded the Emms Family Award for OHL rookie of the year... named to the OHL's first rookie all-star team... member of the Canada U-18 Team for the World Junior Championship... recorded 4 goals and an assist in 7 games of the tournament.

CAREER RECORD

YEAR	TEAM	LEAGUE	REGULAR SEASON					PLAYOFFS				
			GP	G	A	PTS	PIM	GP	G	A	PTS	PIM
2013-14	Ottawa	OHL	63	26	44	70	18	--	--	--	--	--
2014-15	Ottawa	OHL	60	29	39	68	34	5	3	7	10	6
2015-16	Ottawa	OHL	29	7	38	45	6	--	--	--	--	--
	Sarnia	OHL	31	23	33	56	21	2	1	2	3	0
	Canada U20	WJC	5	1	1	2	0	--	--	--	--	--
2016-17	FLYERS	NHL	70	11	17	28	49	--	--	--	--	--
2017-18	FLYERS	NHL	81	24	23	47	46	6	1	0	1	10
2018-19	FLYERS	NHL	82	24	25	49	40	--	--	--	--	--
2019-20	FLYERS	NHL	66	24	37	61	28					
OHL TOTALS			183	85	154	239	79	7	4	9	13	6
CANADA U20 TOTALS			5	1	1	2	0	0	0	0	0	0
FLYERS/NHL TOTALS			299	83	102	185	163	6	1	0	1	10

MISCELLANEOUS STATS

YEAR	TEAM	LEAGUE	REGULAR SEASON										PLAYOFFS		
			PP	SH	GW	S	S%	+/-	TF	F%	MIN		PP	SH	GW
2016-17	FLYERS	NHL	3	0	0	133	8.3	-2	5	0	14:05		--	--	--
2017-18	FLYERS	NHL	1	0	6	177	13.6	17	21	33.3	14:54		0	0	0
2018-19	FLYERS	NHL	4	0	3	182	13.2	-4	22	31.8	15:16		--	--	--
2019-20	FLYERS	NHL	5	0	3	141	17.0	-1	49	49.0	16:48				
FLYERS/NHL TOTALS			8	0	9	492	12.0	11	97	39.2	15:14		0	0	0



21 | Scott Laughton

— CENTER —

LAW-tuhn, SKAWT

BIRTHDATE: May 30, 1994 | **BIRTHPLACE:** Oakville, Ontario

HEIGHT: 6'1" | **WEIGHT:** 185 | **SHOOTS:** Left | **SEASON:** 7th NHL, 7th Flyers

ACQUIRED: Draft — 1st Round (20th overall) in 2012

2019-20

Winner of the Yanick Dupre Class Guy Memorial Award, presented to the Flyer deemed to show character, dignity and respect on and off the ice as voted by the Philadelphia Chapter of the Professional Hockey Writers Association, and the Pelle Lindbergh Memorial Trophy, given to the Flyer who is deemed the "Most Improved Player" as voted by his teammates... appeared in 49 of 69 games, missing a total of 20 due to injury - missed 13 games from Oct. 27 - Nov. 21 due to a broken finger and seven games from Dec. 15-29 due to a groin strain... recorded 27 points (13G, 14A) during those 49 games for a 0.55 points-per-game average, a career high that was 0.14 better than his previous of 0.39 points per game set in 2018-19... came within five points of his career high of 32 set last year in 33 fewer games... was a plus-11 on the season, the first plus season of his career and a 24-point turnaround from the previous season... recorded seven multi-point games over his 49 contests, eclipsing his career high of six in 82 games from 2018-19... set up Travis Konecny's second goal of the game in the Oct. 4 win over Chicago at the NHL Global Series in Prague, Czech Republic... scored the game-winning goal with 4:49 to play in the third period Dec. 7 vs. OTT... played his 300th career game Jan. 16 vs. MTL... came out of the All-Star break with a three-game goal streak from Jan. 31 - Feb. 3... registered three consecutive two-point games when he scored two goals and was plus-3 Feb. 22 vs. WPG and then posted two assists Feb. 25 vs. SJS and Feb. 28 vs. NYR... posted two assists, was plus-2 and was named the game's first star March 5 vs. CAR... all that was part of a total of nine points (3G, 6A) over the final eight games of the season.

CAREER

2018-19: Set career highs in games played (82) and goals (12) for the second straight season while also posting a career-high in assists (20)... recorded six multi-point games... scored in the season-opener on Oct. 4 at VGK... posted a two-goal game, including an empty-netter on Oct. 10 at OTT... registered a two-goal game on Nov. 8 vs. ARI... scored the Flyers only goal on Dec. 15 at VAN (5-1 L)... went on a three-game assist streak (3A) Dec. 27-31... registered three assists on Jan. 14 vs. MIN (7-4W)... posted a six-game point streak (4G, 2A) from Mar. 1 to Mar. 14... tallied two assists to earn the second star on Mar. 27 vs. TOR. **2017-18:** Set career highs in games played (81) and goals (10)... recorded five shots on goal and earned second star honors Oct. 5 at LAK... recorded his first career two-goal game, including a shorthanded tally, Oct. 14 vs. WSH and added another Dec. 4 at CGY... posted a goal and an assist Dec. 12 vs. TOR... played a season-high 16:31 Feb. 18 at NYR... went 10-for-11 (90.9 pct) on faceoffs Feb. 8 vs. MTL and had two perfect games in the circle - 6-for-6 on Jan. 31 at WSH and 5-for-5 on March 4 at FLA. **2016-17:** Appeared in 60 games for the Flyers' American Hockey League affiliate, the Lehigh Valley Phantoms... tied for the AHL lead in shorthanded goals with four and led the Phantoms with a plus-17 rating... recorded a three-assist game Nov. 12 vs. Toronto Marlies... recorded at least a point in 13 out of 18 games Jan. 7 through Feb. 19, posting nine goals and six assists in the stretch... recorded a six-game scoring streak Mar. 3-11 (3G, 4A)... finished the regular season with consecutive two-point games (1G, 1A each) Apr. 14 vs. Providence & Apr. 15 at Binghamton... scored two goals to put away Game 4 vs. Hershey on Apr. 29 to force a deciding Game 5 of their first-round series. **2015-16:** Completed his first full season with the Flyers, appearing in 71 games... recorded seven goals and 14 assists for 21 points... recorded two assists at TOR on Feb. 20, his first of three multi-point games over the rest of the season (2A Feb. 20 at TOR, 1G 1A Apr. 10 at NYI)... recorded a three-game scoring streak (1G, 3A) Feb. 19-23... played a career-high 18:04 Oct. 27 vs. BUF. **2014-15:** Split the season between the Flyers and AHL Lehigh Valley, appearing in 31 games for the Flyers and 39 for the Phantoms... started the season with the Phantoms and scored four goals over a two-game span Oct. 17 and 18 in a home-and-home series vs. Adirondack (two goals in each game)... had six goals and five assists for 11 points in his first 13 games... recalled by the Flyers on Nov. 18 and made his season debut with the Flyers on Nov. 19 at NYR, marking his first NHL action since January of 2013... recorded his first NHL point with an assist Dec. 2 at SJS... scored his first NHL goal and posted his first NHL multi-point game (1G, 1A) on Dec. 13 vs. CAR... returned to Lehigh Valley on Feb. 15 and remained there the rest of the season... posted a four-game scoring streak (4G, 3A) from March 28 to April 3, including two goals and one assist vs. Wilkes-Barre/Scranton on March 28... was part of a stretch where he scored seven goals over the final 12 games of the season... had a four-game scoring streak (3G, 2A) April 10-17. **2013-14:** Returned to Oshawa following Flyers' training camp and skated for the Canada U20 team at the 2014 World Juniors... was the second-leading scorer for the Generals behind 17-year-old Michael Dal Colle (NYI) as Oshawa finished first in the OHL's East Division and reached the Eastern Conference finals... scored 40 goals with 47 assists and was plus-12 with 72 penalty minutes... scored 13 goals on the power play. In nine playoff games he scored 4 goals with 7 assists and was plus-2 with 17 penalty minutes... had 1 assist and was plus-2 with 6 penalty minutes in seven games at the WJC. Canada finished fourth; falling 2-1 to Russia in the bronze medal game. **2012-13:** Made his NHL debut as an 18-year-old, skating in five games with the Flyers before returning to the OHL's Oshawa Generals... finished the year with Philadelphia's AHL affiliate in Adirondack... had no points nor penalty minutes and had an even plus/minus, averaging 11:31 minutes of ice time during his time with the Flyers. In six AHL games he scored his first professional goal and was +2 with 2 assists. Adirondack missed the playoffs after finishing last in the Northeast Division... was the second-leading scorer for Oshawa in his third OHL season... scored 23 goals with 33 assists in 49 games and was +22 with 72 penalty minutes. The Generals finished second in the East Division and reached the second round in the playoffs... scored 7 goals with 6 assists in seven playoff games and was +8 with 11 penalty minutes. **2011-12:** Had a strong second season and finished the year with

21 | Scott Laughton

an impressive performance for Team Canada at the 2012 U18 World Junior Championship... scored 21 goals with 32 assists and was plus-8 with 101 penalty minutes in 64 games for Oshawa... In the playoffs, scored 2 goals with 3 assists and was minus-5 with 17 penalty minutes in a six-game, first-round playoff series defeat... in seven games for bronze medal-winning Canada at the WJC, scored 2 goals with 5 assists and was plus-3 with 4 penalty minutes... one of the risers in Central Scouting's rankings, moving up twelve places from the mid-season list and ranking 28th amongst North American skaters in the final rankings prior to the 2012 NHL Draft. **2010-11:** Skated in 63 games for Oshawa in his first OHL season and represented Ontario in the 2011 U17 World Hockey Challenge... scored 12 goals with 11 assists and was plus-5 with 58 penalty minutes on an Oshawa team that finished second in its division... in 10 playoff games, scored 1 goal with 1 assist and was minus-2 with 11 penalty minutes... in five games at the WHC, scored 2 goals with 2 assists and had 4 penalty minutes as Ontario captured the gold medal. **2009-10:** Was the captain for the Toronto Marlboros Midget AAA team in the Greater Toronto Hockey League and skated in two games for the St. Michael's Buzzers Tier II junior team... scored 55 goals with 40 assists and 109 penalty minutes in 76 games for the Marlboros... was selected by the Oshawa Generals in the first round (3rd overall) of the OHL Priority Draft.

CAREER RECORD

			REGULAR SEASON					PLAYOFFS				
YEAR	TEAM	LEAGUE	GP	G	A	PTS	PIM	GP	G	A	PTS	PIM
2009-10	St. Michael's	OJHL	2	0	0	0	4	--	--	--	--	--
2010-11	Oshawa	OHL	63	12	11	23	58	10	1	1	2	11
2011-12	Oshawa	OHL	64	21	32	53	101	6	2	3	5	17
2012-13	Oshawa	OHL	49	23	33	56	72	7	7	6	13	11
	FLYERS	NHL	5	0	0	0	0	--	--	--	--	--
	PHANTOMS	AHL	6	1	2	3	0	--	--	--	--	--
2013-14	Oshawa	OHL	54	40	47	87	72	9	4	7	11	17
2014-15	PHANTOMS	AHL	39	14	13	27	31	--	--	--	--	--
	FLYERS	NHL	31	2	4	6	17	--	--	--	--	--
2015-16	FLYERS	NHL	71	7	14	21	34	3	0	0	0	0
2016-17	PHANTOMS	AHL	60	19	20	39	40	5	2	1	3	2
	FLYERS	NHL	2	0	0	0	0	--	--	--	--	--
2017-18	FLYERS	NHL	81	10	10	20	42	6	1	0	1	6
2018-19	FLYERS	NHL	82	12	20	32	53	--	--	--	--	--
2019-20	FLYERS	NHL	49	13	14	27	26					
JUNIOR TOTALS			232	96	123	219	307	32	14	17	31	56
AHL TOTALS			105	34	35	69	71	5	2	1	3	2
NHL/FLYERS TOTALS			321	44	62	106	172	9	1	0	1	6

MISCELLANEOUS STATS

			REGULAR SEASON										PLAYOFFS		
YEAR	TEAM	LEAGUE	PP	SH	GW	S	S%	+/-	TF	F%	MIN	PP	SH	GW	
2012-13	FLYERS	NHL	0	0	0	10	0	0	43	44.2	11:31	--	--	--	
2014-15	FLYERS	NHL	0	0	0	51	3.9	-1	275	48.7	12:43	--	--	--	
2015-16	FLYERS	NHL	0	0	0	85	8.2	-2	388	43.8	10:26	0	0	0	
2016-17	FLYERS	NHL	0	0	0	4	0	0	20	55	10:15	--	--	--	
2017-18	FLYERS	NHL	0	1	0	108	9.3	-10	604	52	11:07	0	0	0	
2018-19	FLYERS	NHL	0	0	1	130	9.2	-11	635	54.2	14:51	--	--	--	
2019-20	FLYERS	NHL	0	0	2	74	17.6	13	271	53.9	14:36				
FLYERS/NHL TOTALS			NHL	0	1	3	462	9.5	-24	2244	50.7	12:37	0	0	0



23 | Oskar Lindblom

– LEFT WING –

LIHND-blawm, AWS-kuhr

BIRTHDATE: August 15, 1996 | **BIRTHPLACE:** Gavle, Sweden

HEIGHT: 6'1" | **WEIGHT:** 200 | **SHOOTS:** Left | **SEASON:** 3rd NHL, 3rd FLYERS

ACQUIRED: Draft- 5th round (138th overall) in 2014

2019-20

Appeared in 30 games before being sidelined for the season due to a diagnosis of Ewing's sarcoma... played his final game of the season Dec. 7 vs. OTT... scored 11 goals and added seven assists for 18 points, putting him more than halfway to his career high... was tied for the team lead in goals at the time of his diagnosis... averaged 17:37 of ice time per game, nearly four minutes higher than during the previous season... scored seven goals in the first 12 games of the season... recorded three multi-point games, all 1G 1A... scored a power play goal Oct. 4 vs. CHI at Prague, Czech Republic... was the first of four PPG he scored on the season after posting just one in his career to that point... had a four-game scoring streak (2-3-5) from Oct. 29 to Nov. 5... nominated by the Philadelphia Chapter of the PHWA for the 2019-20 Bill Masterton Memorial Trophy, awarded annually by the NHL to the player who best embodies the qualities of perseverance, sportsmanship, and dedication to the game of hockey.

CAREER

2018-19: Registered four multi-point games during the season... scored in the season opener on Oct. 4 at VGK... went on a five-game point streak (2G, 5A) from Oct. 30 to Nov. 8... scored a goal on Nov. 1 at LAK to earn a third star... picked up the game's only goal just 1:40 into the contest on Jan. 29 at NYR to earn a second star... tallied a point in five out of six games (3G, 3A) from Jan. 16 to Feb. 2... posted a two-goal game on Feb. 17 at DET... scored a goal in the last three games on Apr. 2 at DAL, Apr. 4 at STL, and Apr. 6 vs. CAR. **2017-18:** Made his NHL debut Feb. 20 vs. MTL... recorded his first NHL point on an assist March 17 at CAR and scored his first NHL goal the next day vs. WSH... scored eight seconds into the third period on March 22 vs. NYR, which ties with three others as the third-fastest goal from the start of a period in franchise history, and was the fastest since S. Gagne scored seven seconds into overtime at NYR on January 5, 2006... the goal was the game-winner... also posted a season-high five SOG in the game while adding four hits and two blocked shots. **2016-17:** Appeared in all 52 games for Brynas IF Gavle... recorded 22 goals and 25 assists for 47 points... also scored four goals and added 10 assists in 20 playoff games... was named the SHL Forward of the Year. **2015-16:** Played in eight games for the Phantoms where he posted two goals and five assists... made his professional debut 4/1/16 at St. John's... scored his first professional goal in a 6-4 loss 4/9/16 vs. Bridgeport... tallied eight goals and 17 assists in 48 games for Brynas IF Gavle... his 25 points were the most by an SHL Junior... scored three points (1G, 2A) in three playoff games for Brynas... also appeared in seven games for Sweden U20 in the WJC-20 league where he tallied six points (3G, 3A)... played in 14 contests for Sweden's U20 team in the International-Jr league and scored five goals along with five assists. **2014-15:** Appeared in 37 games for Brynas IF Gavle, recording eight goals and seven assists for 15 points on the season... also skated in four playoff games. **2013-14:** Leading scorer for Team Sweden at the 2013 World U17 Hockey Challenge with eight goals and 13 points.

CAREER RECORD

YEAR	TEAM	LEAGUE	REGULAR SEASON					PLAYOFFS				
			GP	G	A	PTS	PIM	GP	G	A	PTS	PIM
2013-14	Brynäs IF Gävle	SweHL	4	0	0	0	0	--	--	--	--	--
2014-15	Brynäs IF Gävle	SweHL	37	8	7	15	16	4	0	0	0	0
2015-16	Brynäs J20	Superelit	--	--	--	--	--	2	1	3	4	0
	Brynäs	SHL	48	8	17	25	14	3	1	2	3	6
	PHANTOMS	AHL	8	2	5	7	0	--	--	--	--	--
	Sweden U20	WJC-20	7	3	3	6	0	--	--	--	--	--
	Sweden U20 (all)	Int Jr.	14	5	5	10	2	--	--	--	--	--
2016-17	Brynäs	SHL	52	22	25	47	18	20	4	10	14	10
2017-18	PHANTOMS	AHL	54	16	18	34	10	11	4	3	7	0
	FLYERS	NHL	23	2	4	6	8	4	0	0	0	0
2018-19	FLYERS	NHL	81	17	16	33	20	--	--	--	--	--
2019-20	FLYERS	NHL	30	11	7	18	4					
	SHL TOTALS		141	38	49	87	48	27	5	12	17	16
	AHL TOTALS		62	18	23	41	10	11	4	3	7	0
	FLYERS/NHL TOTALS		134	30	27	57	32	4	0	0	0	0

MISCELLANEOUS STATS

			REGULAR SEASON									PLAYOFFS		
YEAR	TEAM	LEAGUE	PP	SH	GW	S	S%	+/-	TF	F%	MIN	PP	SH	GW
2017-18	FLYERS	NHL	0	0	1	36	5.6	4	0	0	14:35	0	0	0
2018-19	FLYERS	NHL	2	0	2	162	10.5	-9	10	30.0	13:45	--	--	--
2019-20	FLYERS	NHL	3	0	0	72	15.3	4	32	40.6	17:37			
FLYERS/NHL TOTALS			5	0	3	270	11.1	-1	42	38.1	14:45	0	0	0



34 | Alex Lyon

– GOALIE –

BIRTHDATE: December 9, 1992 | **BIRTHPLACE:** Baudette, MN

HEIGHT: 6'1" | **WEIGHT:** 209 | **CATCHES:** Left

ACQUIRED: Free Agent - Signed an entry-level contract on April 5, 2016

2019-20

Appeared in 32 games for the Flyers' AHL affiliate, the Lehigh Valley Phantoms, while making three appearances (two starts) for the Flyers... pitched a 37-save shutout vs. Laval Jan. 11... received his first recall of the season Jan. 15 and made his first NHL start of the year Jan. 16 vs. MTL... returned to Lehigh Valley Jan. 21... recalled Jan. 30 and appeared in two games, picking up his first NHL win of the season Feb. 1 vs. COL... played 15:19 in relief on Feb. 6 vs. NJD... returned to Lehigh Valley on Feb. 9.

CAREER:

2018-19: Appeared in 39 games for the Phantoms, tallying a record of 19-20-2, a 2.74 goals-against average and a .916 save percentage... stopped 18 shots to earn a shutout on Dec. 19 vs. Hershey... stopped a season-high 49 shots to earn a 3-2 overtime win on Nov. 19 vs. Rockford... appeared in two games for the Flyers, posting a 5.07 goals-against average and a .806 save percentage. **2017-18:** Made his NHL debut in relief on Jan. 31 at WSH, making five saves in 8:02 of action... made his first NHL start the next day (Feb. 1) at NJD... earned his first NHL win Feb. 18 at NYR in relief of Michal Neuvirth... picked up his first win as a starter on Feb. 20 vs. MTL... played 34:45 of scoreless relief (18 saves) on March 15 vs. CBJ... stopped a season-high 33 shots in a win over NYR on March 22. **2016-17:** Appeared in 47 games for the Phantoms and had 27 wins and 14 losses on the season...his 27 wins tied for fourth among all AHL goaltenders...tied for seventh in AHL with four shutouts...posted a 2.74 GAA and collected 1286 saves...made his professional debut 10/22/16 vs. Hartford with 29 saves...saved 26 shots for his first professional win 11/11/16 at Utica...registered first professional shutout with 28 saves in a 1-0 win over Binghamton 11/23/16...recorded a personal season-high 44 saves 4/8/17 vs. Springfield. **2015-16:** Had a 19-8-4 record with a 1.64 goals against average in 31 games at Yale University...recorded his 50th career win, setting the school record for career goalie victories...broke the record with his 43rd shutout by stopping all 29 shots in a 3-0 win over RPI...added five shutouts on the season, setting another school record with 15 career...Ken Dryden Award recipient for the second consecutive season...was named ECAC Hockey Goalie of the Month in January and February...Richter Award and Hobey Baker Top 10 finalist...named to AHCA first-team All-America and first-team All-ECAC. **2014-15:** Appeared in 32 games for the Bulldogs, posting a 17-10-5 record...led the nation in GAA (1.62), SV% (.939) and shutouts (7), all of which were also school records...set a Yale record for career shutouts with 10...selected to the U.S. National Team at the IIHF World Championships...Richter Award Top 5 finalist...Ken Dryden Award recipient...

CAREER RECORD

SEASON	TEAM	LEAGUE	GP	MINS	REGULAR SEASON							PLAYOFFS						
					GA	SO	AVG	W	L	T	GP	MINS	GA	SO	AVG	W	L	T
2010-11	Cedar Rapids	USHL	1	60	5	0	5	0	1	0	--	--	--	--	--	--	--	--
2011-12	Omaha	USHL	48	2762	127	4	2.76	28	15	3	4	--	--	--	--	--	--	--
2012-13	Omaha	USHL	50	2894	128	1	2.65	26	21	1	--	--	--	--	--	--	--	--
2013-14	Yale	ECAC	30	1764	71	3	2.41	14	11	5	--	--	--	--	--	--	--	--
2014-15	Yale	ECAC	32	1925	52	7	1.62	17	10	5	--	--	--	--	--	--	--	--
2015-16	Yale	ECAC	31	1906	52	5	1.64	19	8	4	--	--	--	--	--	--	--	--
2016-17	PHANTOMS	AHL	47	2719	124	4	2.74	27	14	0	2	--	--	--	--	--	--	--
2017-18	PHANTOMS	AHL	26	1484	70	0	2.83	15	8	2	11	758	25	0	1.98	6	5	
	FLYERS	NHL	11	480	22	0	2.75	4	2	1	--	--	--	--	--	--	--	--
2018-19	FLYERS	NHL	2	71	6	0	5.07	0	1	0	--	--	--	--	--	--	--	--
	PHANTOMS	AHL	39	2322	106	1	2.74	19	20	2	--	--	--	--	--	--	--	--
2019-20	PHANTOMS	AHL	32	1763	79	1	2.69	11	14	5	--	--	--	--	--	--	--	--
	FLYERS	NHL	3	135	8	0	3.55	1	1	0	--	--	--	--	--	--	--	--
	USHL TOTALS		99	5716	260	5	3.43	54	37	4	4	--	--	--	--	--	--	--
	COLLEGE TOTALS		93	5595	175	15	1.89	50	29	14	0	0	0	0	0	0	0	0
	AHL TOTALS		144	8288	379	6	2.74	72	56	9	2	0	0	0	0	0	0	0
	NHL TOTALS		13	551	28	0	3.05	4	3	1	--	--	--	--	--	--	--	--



5 | Philippe Myers

– DEFENSE –

BIRTHDATE: January 25, 1997 | **BIRTHPLACE:** Moncton, NB
HEIGHT: 6'5" | **WEIGHT:** 218 | **SHOOTS:** Right | **SEASON:** 2nd NHL, 2nd Flyers
ACQUIRED: Free Agent - Signed an entry-level contract on Sept. 21, 2015

2019-20

Appeared in 50 games for the Flyers and six for their AHL affiliate, the Lehigh Valley Phantoms... started the season in Lehigh Valley before being recalled on October 31 and stayed in the NHL the rest of the season... scored goals in three consecutive games Nov. 7-10, becoming just the seventh Flyers defenseman to accomplish the feat and the first since Mark Howe did it in 1987... led the team with six hits while recording five shot attempts, two takeaways and two blocked shots Nov. 10 at BOS... recorded three assists in the third period Dec. 3 vs. TOR, becoming the third-youngest defenseman in franchise history to pick up three assists in one period, joining Ivan Provorov and Alexandre Picard... posted assists in consecutive games Dec. 19-21 and Jan. 7-8... played a career-high 20:30 Nov. vs. CAR and later eclipsed it Feb. 11 at NYI (20:46) and Feb. 28 vs. NYR (20:56).

CAREER

2018-19: Recorded nine goals and 24 assists in 53 games for the Phantoms...ranked 2nd on the team in penalty minutes (78), 4th on the team in assists (24) and 6th on the team in points (33)...amongst the defensemen, ranked 1st in goals (9) and 2nd in both assists (24) and points (33)...registered six multi-point games during the season...tallied a goal and two assists in a 5-2 win on Oct. 27 at Binghamton...posted a three-game assist streak (3A) from Nov. 2 to Nov. 9...scored the game-winning goal in a 5-4 win on Nov. 16 at Providence...registered a three-game point streak (1G, 5A) from Dec. 22 to Dec. 28...tallied three assists in a 5-3 win on Dec. 26 at WBS...recalled to the Flyers on Feb. 9...made his NHL debut on Feb. 17 at DET...recorded his 1st NHL point on Feb. 26 vs. BUF...scored his 1st NHL goal on Mar. 6 vs. WSH...recorded a goal and an assist in 21 games for the Flyers, averaging 15:22 on ice per game...loaned back to the Phantoms on Apr. 5...tallied three assists in a 10-6 win on Apr. 7 vs. Wilkes-Barre/Scranton. **2017-18:** Recorded five goals and 16 assists for 21 points in 50 games for the Phantoms...finished second among defensemen with 21 points...appeared in 13 Calder Cup Playoff games, adding seven points (3G, 4A)...made his professional debut Oct. 7 vs. HER...scored his first pro goal Oct. 15 at HER... posted a goal, assist in a 5-4 loss vs. Hartford on October 28, 2017. **2016-17:** Posted 10 goals and 25 assists in 34 games with the Rouyn-Noranda Huskies...finished with 11 multi-point efforts on the season...skated in three playoff games and recorded nine points (3G, 6A) ...scored two goals Oct. 15 in a 6-2 win over Dru...tallied two goals and one assist in an 8-3 win vs. Rim on Nov. 19...member of Team Canada's silver medal-winning team at the 2017 World Junior Ice Hockey Championships. **2015-16:** Appeared in 63 games and recorded 45 points (17G, 28A) with Rouyn-Noranda...his 28 assists tie for fifth-most on the team...won the QMJHL Championship with the Huskies and tallied 16 points (4G, 12A) in 20 playoff games...posted two assists on six occasions...registered two assists Oct. 3 in an 8-4 win over Chi...tallied two assists in a 5-2 win at SNB on Oct. 30...recorded three points (1G, 2A) Feb. 25 in a 7-6 win vs. My. **2014-15:** Recorded two goals and six assists in 60 games for the Huskies...added two assists in six playoff games...posted an assist in two consecutive games Jan. 29-31. **2013-14:** Skated in 46 games and added four assists in his rookie season for Rouyn-Noranda...tallied three assists in nine playoff games.

CAREER RECORD

YEAR	TEAM	LEAGUE	REGULAR SEASON					PLAYOFFS				
			GP	G	A	PTS	PIM	GP	G	A	PTS	PIM
2013-14	Rouyn-Noranda QMJHL		46	0	4	4	11	9	0	3	3	2
2014-15	Rouyn-Noranda QMJHL		60	2	6	8	55	6	0	2	2	15
2015-16	Rouyn-Noranda QMJHL		63	17	28	45	44	20	4	12	16	18
2016-17	Rouyn-Noranda QMJHL		34	10	25	35	46	13	3	6	9	14
2017-18	PHANTOMS	AHL	50	5	16	21	54	13	3	4	7	12
2018-19	PHANTOMS	AHL	53	9	24	33	78	--	--	--	--	--
	FLYERS	NHL	21	1	1	2	2	--	--	--	--	--
2019-20	FLYERS	NHL	50	4	12	16	30					
	QMJHL TOTALS		203	29	63	92	156	48	7	23	30	49
	AHL TOTALS		103	14	40	54	132	13	3	4	7	12
	NHL TOTALS		21	1	1	2	2	0	0	0	0	0

MISCELLANEOUS STATS

YEAR	TEAM	LEAGUE	REGULAR SEASON								PLAYOFFS			
			PP	SH	GW	S	S%	+/-	TF	F%	MIN	PP	SH	GW
2018-19	FLYERS	NHL	0	0	0	25	4.0	-5	0	0.0	15:22	--	--	--
2019-20	FLYERS	NHL	0	0	0	78	5.1	17	0	0	17:06			
	FLYERS/NHL TOTALS		0	0	0	25	4.0	-5	0	0.0	16:36	0	0	0



15 | Matt Niskanen

– LEFT WING –

NIHS-kah-nehn, MAT

BIRTHDATE: December 6, 1986 | **BIRTHPLACE:** Virginia, Minnesota

HEIGHT: 6'1" | **WEIGHT:** 203 | **SHOOTS:** Right | **SEASON:** 13th NHL, 1st FLYERS

ACQUIRED: Trade – from Washington, June 14, 2019

2019-20

Appeared in 68 games... led Flyers defensemen in assists with 25 and was second among the team's blueliners in overall points at 33... was on pace for his best offensive season since 2013-14... recorded his first point as a Flyer with an assist Oct. 9 vs NJD, the first of a three-game point streak that ended with his first goal as a Flyer Oct. 15 at CGY... played his 900th NHL game Nov. 15 at OTT... played a season-high 26:28 Dec. 7 vs OTT, his highest single-game total since February of 2018... recorded 16 of his 33 points over a 19-game stretch from Jan. 15 – March 1, posting three goals and 13 assists in the timeframe... was a plus-4 on three occasions (11/29, 2/1, 3/5), each of which tied a career high set three times prior to this season... was a collective +19 over 18 games from Feb. 1 through the suspension of the season... returned from the All-Star break with consecutive two-point games, posting 2A Jan. 31 at PIT and 1G, 1A Feb. 1 vs. COL... recorded a three-game assist streak Feb. 20-25 (3A).

CAREER

2018-19: Appeared in 80 games for Washington, recording eight goals and 17 points...ranked second in goals (8), fourth in assists (17) and points (25) among Capitals' defensemen...scored the game-winning goal on Oct. 17 vs. NYR...recorded two assists in seven games during the first round of 2019 playoffs. **2017-18:** Led the Capitals in plus/minus (+24)...was even or better in 52 of his 68 games this season...played in his 800th NHL game vs. NSH (4/5)...recorded a season-high in ice time (27:12) vs. TBL (2/20)...recorded two points (1g, 1a) vs. VGK (2/4)...scored a goal vs. COL (12/12)...scored the game-winning goal vs. NYR (12/8)...missed 13 games due to injury (10/14-11/12)...set a career high in playoff assists (8)...scored a goal in Game 3 of the ECFSF at PIT (5/1). **2016-17:** Led Capitals defensemen in points (39) and assists (34)...was even or better in 61 of his 78 games...missed two games (2/24-2/25) due to injury...recorded three assists in his 700th NHL game at DAL (1/21)...scored two goals vs. PHI (1/15)...scored two goals at NYI (12/13), marking his second career multi-goal game...missed game at BUF (12/9) due to injury...recorded a season high in ice time (26:41) vs. NYI (12/1)...recorded one goal and four assists in 13 playoff games...represented the United States in the World Cup of Hockey. **2015-16:** Played in all 82 games for the second time in his career and second consecutive season...reached the 30-point plateau for the fourth time in his career...registered a career high in power-play points (16)...led the Capitals in time on ice per game (24:39)...ranked second on the team in blocked shots (145) and third in hits (157)...ranked second among Capitals defensemen in points (32) and assists (27) and third in goals (5)...scored his first career overtime goal at BOS (3/5)...scored the game-winning goal vs. TOR (3/2)...recorded his career high in ice time (32:04) at CBJ (1/2)...played in his 600th NHL game at FLA (12/10)...played in his 100th Capitals game vs. DAL (11/19)...registered two points (1g, 1a), including his 200th NHL point, vs. NJ (10/10)...led the Capitals in blocked shots (27) and ranked second in time on ice per game (26:32) and third in hits (38) during the playoffs...logged 32:11 of ice time in Game 1 of the ECFSF vs. PIT (4/28). **2014-15:** Played in all 82 games for the first time in his career...ranked second on the team in ice time (22:21)...tallied an assist vs. CAR (3/31), extending his assist streak to four games...recorded a Caps season-high 28:51 of ice time vs. ANA (2/6)...scored a PPG at TB (12/9)...recorded his second-career three-assist game, led WSH in ice time (22:35) and was named the game's first star vs. NYI (11/28)...played his 500th NHL game vs. DET (10/29)...earned two assists, marking his first Capitals points vs. NJ (10/16)...led WSH in ice time (26:42) in his Capitals debut vs. MTL (10/9)...ranked second among Washington defensemen in playoffs assists (4) and tied for second in points (4)...tallied two assists in Game 2 of the ECOF vs. NYI (4/17), marking his second career multi-assist playoff game and fifth career multi-point playoff game...led Washington in ice time (28:08) in Game 4 at NYI (4/21). **2013-14:** Named Pittsburgh's Defensive Player of the Year...set new career highs in games played (81), goals (10), assists (36), points (46), game-winning goals (6) and plus-minus (+33)...his plus-33 rating ranked 1st among all NHL defensemen and paced the entire Penguins team...finished plus or even in 68 of 81 games, including 21 straight (+13) from 11/13 - 12/21...his 6 game-winning goals were the most (tied) in the entire NHL by a defenseman...his 36 assists, 46 points and 6 game-winning goals were all high marks among Pittsburgh blueliners...posted 11 multi-point games...notched career-high 6-game scoring streak (2G-7A) from Jan. 10-23...finished 3rd among team defensemen with 124 hits...logged a career-high 29:44 minutes 12/18 at NY Rangers...posted 100th career NHL assist Oct. 12 at Tampa Bay...won Baz Bastien "Good Guy" Award for 2nd straight year for his cooperation throughout the year with the media as voted by Pittsburgh Chapter of the Professional Writers Association...led team's defensemen in goals (2-t), points (9) and hits (29) in playoffs...his 2 goals, 7 assists and 9 points set career playoff highs...posted 3 multi-point games, all in Round 1: Game 1 (1G-1A); Game 2 (1G-1A); and Game 6 (2A) vs. Columbus. **2012-13:** Saw action on team's power play – averaging 2:00 man-advantage minutes per game...ranked 4th among PIT defensemen with 20:21 minutes per game...notched season highs in blocked shots (6) and minutes (25:58) 4/5 vs. NY Rangers...scored goals in back-to-back games (2 total) for 1st time in career 2/20-2/22...won team's Baz Bastien "Good Guy" Award, as voted by Pittsburgh Chapter of the Professional Writers Association, for his cooperation throughout the year with the media...played 400th NHL game 4/3 at NY Rangers...established playoff career high with 26:54 minutes played in Game 3 vs. Ottawa...tied single-game career high with plus-3 rating in Game 2 vs. Ottawa. **2011-12:** Topped 20 points for first time since 2008-09 season (Dallas)...finished plus or even in 57 of 75 games...recorded 100th NHL point Dec. 20 vs. Chicago...played 300th NHL game Oct. 13 vs. Washington...missed 6 of team's last 9 regular-season games and first 2 playoff games with upper-body injury...played through pain to appear in 4 playoff games...recorded first NHL playoff goal in Game 4 at Philadelphia...added an assist for 2 points and a plus-3 rating. **2010-11:** Notched six assists in 45 contests with Stars...traded from Dallas with James Neal to Pittsburgh in exchange for Alex Goligoski on 2/21...

15 | Matt Niskanen

posted four points (1g, 3a) with Penguins following February trade from Dallas...skated in seven playoff games with Pittsburgh, earning one assist. **2009-10:** Collected an assist in his 200th NHL game on 1/12 at PHI...scored the shootout-deciding goal on his first career attempt in the 11th round of the shootout on 12/11 at SJ...had assists in two straight games from 10/28-10/30...recorded two assists and was (+2) on 10/29 vs. TOR...scored a goal and added an assist on 1/18 vs. MIN...scored two game-winning goals. **2008-09:** Led all Dallas defensemen in scoring (35 points) and ranked seventh on the team overall...set new career high in points and assists...recorded a career-high five-game assist streak from 1/31-2/8 (8a)...earned a career-high three assists on 2/6 vs. NYR with a (+3) rating...finished the season with points in six of the final 10 games (1g, 6a)...had five multiple-point games...Dallas went 19-6-5 when he scored a point, including 18-3-3 when earning an assist...represented the United States in the 2009 IIHF World Championship...registered one goal and two assists in nine games. **2007-08:** Spent his first full season with Dallas, making the team out of training camp and appearing in 78 games for the Stars...among NHL rookie defensemen, ranked first in plus/minus (+22), third in goals (7), and fourth in assists (19) and points (26)...made his NHL debut on 10/3 at COL...notched his first two NHL points with two assists on 10/5 vs. BOS in his second NHL game...set a career-high with three points (1g, 2a) on 12/10 vs. EDM...played on the 2008 Western Conference YoungStars team on 1/26 at the NHL All-Star Weekend in Atlanta...appeared in 16 of Dallas' 18 playoff games, earning three assists with 10 penalty minutes...registered his first career playoff point with an assist in Game 5 at Anaheim on 4/18. **2006-07:** Joined the Iowa Stars (AHL) after signing a three-year contract on 3/19...reported to Iowa after completion of his college season at Minnesota Duluth (UMD)...in the AHL playoffs with Iowa, registered seven points (2g, 5a) in 12 games...played in seven games with the United States at the 2006 World Junior Championship...as a sophomore at Minnesota Duluth, posted 31 points (9g, 22a) in 39 games...was named to the All-WCHA First Team as a sophomore. **2005-06:** As a freshman at UMD, recorded 14 points (1g, 13a) in 38 games. **2004-05:** As a senior at Virginia High School (Minnesota), scored 65 points (27g, 38a) in 29 games...named to the 2005 Associated Press First All-Star Team in Minnesota high school hockey.

CAREER RECORD

YEAR	TEAM	LEAGUE	REGULAR SEASON					PLAYOFFS				
			GP	G	A	PTS	PIM	GP	G	A	PTS	PIM
2004-05	Virginia/Mountain Iron-Buhl	HS-MN	29	27	38	65	34	--	--	--	--	--
2005-06	Minnesota-Duluth	WCHA	38	1	13	14	40	--	--	--	--	--
	USA U20	WJC-20	7	0	0	0	6	--	--	--	--	--
2006-07	Minnesota-Duluth	WCHA	39	9	22	31	42	--	--	--	--	--
	Iowa	AHL	13	0	3	3	6	12	2	5	7	10
2007-08	Dallas	NHL	78	7	19	26	36	16	0	3	3	10
2008-09	Dallas	NHL	80	6	29	35	52	--	--	--	--	--
	USA	WC	9	1	2	3	2	--	--	--	--	--
2009-10	Dallas	NHL	74	3	12	15	18	--	--	--	--	--
2010-11	Dallas	NHL	45	0	6	6	30	--	--	--	--	--
	Pittsburgh	NHL	18	1	3	4	20	7	0	1	1	0
2011-12	Pittsburgh	NHL	75	4	17	21	47	4	1	2	3	6
2012-13	Pittsburgh	NHL	40	4	10	14	12	15	0	2	2	11
2013-14	Pittsburgh	NHL	81	10	36	46	51	13	2	7	9	8
2014-15	Washington	NHL	82	4	27	31	47	14	0	4	4	0
2015-16	Washington	NHL	82	5	27	32	38	12	0	3	3	6
2016-17	Washington	NHL	78	5	34	39	32	13	1	3	4	19
	USA	WCup	3	0	0	0	0	--	--	--	--	--
2017-18	Washington	NHL	68	7	22	29	36	24	1	8	9	8
2018-19	Washington	NHL	80	8	17	25	41	7	0	2	2	0
2019-20	FLYERS	NHL	68	8	25	33	29					
	WCHA TOTALS		77	10	35	45	82	0	0	0	0	0
	AHL TOTALS		13	0	3	3	6	12	2	5	7	10
	NHL TOTALS		949	72	284	356	489	125	5	35	40	68

MISCELLANEOUS STATS

YEAR	TEAM	LEAGUE	REGULAR SEASON								PLAYOFFS			
			PP	SH	GW	S	S%	+/-	TF	F%	MIN	PP	SH	GW
2007-08	Dallas	NHL	2	0	0	99	7.1	22	0	0	20:30	0	0	0
2008-09	Dallas	NHL	2	0	0	111	5.4	-11	0	0	19:58	--	--	--
2009-10	Dallas	NHL	0	0	2	110	2.7	-15	0	0	18:16	--	--	--
2010-11	Dallas	NHL	0	0	0	51	0.0	-1	0	0	15:44	--	--	--
	Pittsburgh	NHL	0	0	0	26	3.8	-2	0	0	18:31	0	0	0
2011-12	Pittsburgh	NHL	3	0	0	118	3.4	9	0	0	17:56	1	0	0
2012-13	Pittsburgh	NHL	0	0	2	67	6.0	4	0	0	20:21	0	0	0
2013-14	Pittsburgh	NHL	3	0	6	162	6.2	33	0	0	21:18	2	0	0
2014-15	Washington	NHL	2	0	0	117	3.4	7	0	0	22:21	0	0	0
2015-16	Washington	NHL	2	0	3	150	3.3	10	0	0	24:40	0	0	0
2016-17	Washington	NHL	1	0	2	154	3.2	20	0	0	22:11	1	0	0
2017-18	Washington	NHL	0	0	1	120	5.8	24	0	0	22:36	0	0	0
2018-19	Washington	NHL	1	0	1	143	5.6	-3	0	0	21:56	0	0	0
2019-20	FLYERS	NHL	4	1	0	126	6.3	15	0	0	21:54			
	NHL TOTALS		20	1	17	1554	4.6	112	0	0	20:54	4	0	0



18 | Tyler Pitlick

– CENTER –
PIHT-lihk, TIGH-luhr

BIRTHDATE: November 1, 1991 **BIRTHPLACE:** Minneapolis, Minnesota
HEIGHT: 6'2" | **WEIGHT:** 200 | **SHOOTS:** Right | **SEASON:** 6th NHL, 1st FLYERS
ACQUIRED: Trade from Dallas - June 24, 2019

2019-20

Appeared in 63 of 69 games... posted 20 points (8G, 12A) coming within six goals, one assist and seven points of his career highs set in 80 games in 2017-18... was a plus-11, a career high... recorded his first point as a Flyer on an assist in the Oct. 4 win over Chicago in Prague, Czech Republic... scored his first goal as a Flyer Nov. 15 at OTT, which was his 200th NHL game ... posted 17 of his 20 points (7G, 10A) over the final 43 games of the season.

CAREER

2018-19: Appeared in 47 games for Dallas, recording eight goals and four assists... posted a season-high time on ice (17:35) on Oct. 19 vs. MIN... tallied a two game point streak (1G, 1A) from Oct. 23 to Oct. 25... registered a four game point streak (3G, 1A) from Dec. 23 to Jan. 2... missed 27 games due to injury... recorded two points (2G, 0A) in the four games after returning from injury... played in six Stanley Cup playoffs, registering a career-high in ice time (12:34) and seven shots. **2017-18:** Registered 27 points (14G, 13A) in 80 regular-season games, which were career highs in all categories... scored two game-winning goals... ranked second among team forwards averaging 1:44 of shorthanded time on ice per game... shared third among Dallas forwards with 57 blocked shots... posted first career multi-goal game with two goals on Oct. 21 vs. CAR... recorded a four-game assist streak (4A) from Nov. 24 - Dec. 2... recorded his second two-goal game Dec. 13 at NYI... skated in his 100th career NHL game Jan. 13 vs. COL... notched a career-high seven shots on goal Jan. 15 at BOS... scored goals in back-to-back games Jan. 20 - 23... logged a career-high 18:28 of ice time Feb. 3 vs. MIN... scored the GWG, his second of the season, Feb. 8 at CHI... scored just 10 seconds into the game Feb. 24 vs. WPG, establishing a new franchise record for fastest goal scored after the opening faceoff... tied a four-game point streak (1G, 3A) from March 13 - 18. **2016-17:** Posted career highs in goals (8), assists (3), points (11), games played (31), shots on goal (54) and hits (70) with Edmonton... missed the final 48 games of the regular-season and all of the postseason due to a torn ACL... made his season debut and scored a goal for his first point of the campaign on Oct. 12 vs. CGY... scored goals (2G, 0A) in back-to-back games from Oct. 18 - 20... scored a goal and posted a career-high six SOG on Nov. 6 at DET... posted a season-high six hits on Nov. 11 vs. DAL... posted a three-game point streak (1G, 2A) from Dec. 9 - 13... suffered a season-ending injury (ACL) on Dec. 19 at STL. **2015-16:** Recorded 21 points (7G, 14A) in 37 American Hockey League (AHL) contests with Bakersfield... registered seven multi-point games... recorded three points (2G, 1A) in back-to-back games Jan. 16 - 18... logged his first multi-point game of the season (1G, 1A) on Jan. 18 at SJS... posted back-to-back multi-point games (1G, 3A) from Jan. 26 - 29... recorded a season-long four-game point streak (2G, 3A) from Feb. 20 - 27... tallied a season-high seven SOG on Feb. 23 vs. San Antonio and March 12 vs. San Jose. **2014-15:** Split the season between Edmonton and Oklahoma City (AHL)... recorded two goals in 17 games with Edmonton... started the season with Oklahoma City (AHL)... tallied nine points (3G, 6A) in 14 games... made his NHL season debut on Dec. 1 vs. ARI... scored a goal for his first point of the season Dec. 12 vs. ANA... scored his first career NHL GWG on April 7 vs. LAK... in the AHL, posted a three-game point streak (1G, 5A) from Oct. 18 - 25... logged a season-high three points (1G, 2A) Oct. 24 vs. Texas... notched two points (1G, 1A) for his third multi-point game of the season on Nov. 21 vs. Charlotte... scored a goal and matched a season high with six SOG Nov. 29 at San Antonio. **2013-14:** Split the season between Edmonton and Oklahoma City (AHL)... scored one goal in 10 games with Edmonton in his first NHL action... spent the majority of the year with Oklahoma City, recording 22 points (8G, 14A) in 39 games... established a new professional career high with eight goals on the season... made his NHL debut on Oct. 22 at MTL... scored his first NHL goal on Oct. 26 at ARI... in the AHL, scored a goal for his first point of the season on Oct. 5 vs. Charlotte... earned two assists on Oct. 18 vs. Abbotsford... recorded back-to-back multi-point games (2G, 2A) from Jan. 24 - 30... logged a three-game point streak (1G, 2A) from March 11 - 15... appeared in two Calder Cup Playoff games, posting four SOG. **2012-13:** Registered 10 points (3G, 7A) in 44 games with Oklahoma City (AHL)... tallied an assist for his first point of the season on Oct. 13 at Lake Erie... Recorded a three-game point streak (1G, 2A) from April 7 - 12... notched two points (1G, 1A) on April 20 vs. Abbotsford... recorded six points (2G, 4A) in 16 Calder Cup games, helping Oklahoma City reach the Western Conference Final... scored two goals, including a PPG, and posted six SOG in Game 4 of the Western Conference Quarterfinals at Charlotte on May 3... tallied points (0G, 3A) in back-to-back games in Games 2 - 3 of the Western Conference Semifinals vs. Texas from May 13 - 15. **2011-12:** Recorded 23 points (7G, 16A) in 62 AHL games with Oklahoma City during his first professional hockey season... established professional career highs with 16 assists, 62 games played and 28 PIM... led all Oklahoma City rookies in PPGs (3) and assists (16), while he shared first in GWGs (2)... made his professional debut on Oct. 9 at Texas... tallied an assist for the first point of his professional career on Oct. 14 at San Antonio... recorded two points (1G, 1A) for the first goal and multi-point game of his professional career on Oct. 15 vs. Texas... earned two points (1G, 1A), including the first GWG of his professional career, on Nov. 27 at Grand Rapids... logged a three-game point streak (1G, 2A) from Feb. 24 - March 3... registered seven points (2G, 5A) in 13 Calder Cup games in his first professional postseason appearance, helping Oklahoma City reach the Western Conference Final... shared fifth on the team with five assists and seventh with seven points... made his Calder Cup Playoffs debut and scored the GWG for his first career Calder Cup Playoff point in Game 1 of the Western Conference Quarterfinals at Houston on April 19... notched two assists for his first postseason multi-point game in Game 4 of the WCQF vs. Houston on April 24... tallied three points (0G, 3A) in back-to-back games in Games 1 - 2 of the Western Conference Semifinals vs. San Antonio from May 3 - 5. **2010-11:** Registered 62 points (27G, 35A) in 56 games with Medicine Hat of the Western Hockey League (WHL)... finished third on the team with 27 goals, while he shared third on the team with 35 assists and ranked fourth with 62 points... finished third among all WHL rookies in goals (27) and points (62)... shared second on the team with four GWGs... logged a seven-game point streak (3G, 8A), including posting back-to-back three-point outings, from Oct. 9 - Nov. 3... tallied season-highs with four points (2G, 2A) on Nov. 20 vs. Swift Current... posted a nine-game point streak (4G, 9A) from Dec. 3 - 28... matched a season high with four points (1G, 3A) on Dec. 12 at Lethbridge. **2009-10:** Recorded 19 points (11G, 8A) in 38 games during his freshman season at Minnesota State - Mankato of the Western Collegiate Hockey Association (WCHA)... finished third among all WCHA freshmen in goals (11) and shared seventh in points (19), while he shared third and ranked eighth on the team in those categories, respectively... ranked fourth on the team with four PPGs.

CAREER RECORD

YEAR	TEAM	LEAGUE	REGULAR SEASON					PLAYOFFS				
			GP	G	A	PTS	PIM	GP	G	A	PTS	PIM
2007-08	Centennial	HS-MN	21	23	23	46	12	2	1	4	5	2
2008-09	Centennial	HS-MN	22	27	31	58	10	3	4	2	6	2
2009-10	Minn St-Mankato	WCHA	38	11	8	19	27	--	--	--	--	--
2010-11	Medicine Hat	WHL	56	27	35	62	31	--	--	--	--	--
2011-12	Oklahoma City	AHL	62	7	16	23	28	13	2	5	7	2
2012-13	Oklahoma City	AHL	44	3	7	10	10	16	2	4	6	8
2013-14	Edmonton	NHL	10	1	0	1	0	--	--	--	--	--
	Oklahoma City	AHL	39	8	14	22	10	2	0	0	0	0
2014-15	Edmonton	NHL	17	2	0	2	4	--	--	--	--	--
	Oklahoma City	AHL	14	3	6	9	8	--	--	--	--	--
2015-16	Bakersfield	AHL	37	7	14	21	4	--	--	--	--	--
2016-17	Edmonton	NHL	31	8	3	11	6	--	--	--	--	--
2017-18	Dallas	NHL	80	14	13	27	34	--	--	--	--	--
2018-19	Dallas	NHL	47	8	4	12	6	6	0	0	0	2
2019-20	FLYERS	NHL	63	8	12	20	12					
	HS TOTALS		43	50	54	104	22	5	5	6	11	4
	AHL TOTALS		196	28	57	85	60	31	4	9	13	10
	NHL TOTALS		248	41	32	73	62	6	0	0	0	2

MISCELLANEOUS STATS

MISCELLANEOUS STATS			REGULAR SEASON									PLAYOFFS		
YEAR	TEAM	LEAGUE	PP	SH	GW	S	S%	+/-	TF	F%	MIN	PP	SH	GW
2013-14	Edmonton	NHL	0	0	0	9	11.1	-2	3	33.3	8:58	--	--	--
2014-15	Edmonton	NHL	0	0	1	18	11.1	-3	9	55.6	12:27	--	--	--
2016-17	Edmonton	NHL	0	0	1	54	14.8	0	15	53.3	9:55	--	--	--
2017-18	Dallas	NHL	0	0	2	129	10.9	9	47	27.7	13:41	--	--	--
2018-19	Dallas	NHL	1	0	1	75	10.7	-2	12	41.7	13:23	0	0	0
2019-20	FLYERS	NHL	0	0	1	76	10.5	11	18	27.8	12:03			
NHL TOTALS			1	0	6	361	11.4	13	104	35.6	12:28	0	0	0



9 | Ivan Provorov

– DEFENSE –

PROH-voh-rawv, EYE-van

BIRTHDATE: January 13, 1997 | **BIRTHPLACE:** Yaroslavl, Russia

HEIGHT: 6'1" | **WEIGHT:** 211 | **SHOOTS:** Left | **SEASON:** 4th NHL, 4th Flyers

ACQUIRED: Draft - 1st round (7th overall) in 2015

2019-20

Appeared in all 69 games, extending his franchise-record streak for consecutive games played from the start of a career to 315... earned his second Barry Ashbee Trophy, given annually to the Flyers' best defenseman as voted by the media... averaged 24:51 of ice time, ranking eighth in the NHL... played three games of 28 minutes or more, bringing him to a total of 16 on his career... scored seven power play goals, leading all NHL defensemen... marked just the eighth occasion, and became the seventh different Flyers defenseman, to record seven or more PPG in a campaign... recorded six two-point games and six games of a plus-3 rating... started the season with seven points (2G, 5A) over the first nine games... recorded his 100th career point Oct. 16 at EDM... posted a four-game point streak (1G, 3A) Nov. 27-Dec. 3... streak included an OT GWG Nov. 30 at MTL... played his 300th career game Feb. 6 vs. NJD... also posted a four-game streak Feb. 28-March 5 (2G, 3A).

CAREER

2018-19: Appeared in all 82 games for the third consecutive season, extending his Flyers record for consecutive games played from an NHL debut... ranked sixth in the league in TOI (25:07)... became just the sixth NHL player to play over 2,050 minutes in a season in which he was 22 or younger since TOI started being tracked in 1997... played his first two career games over 30 minutes, 30:20 Jan. 31 at BOS and 30:19 Feb. 12 at MIN... Jan. 31 game marked the first Flyer to play over 30 minutes in nearly four years and made Provorov the second-youngest Flyer to play a 30-minute game since TOI began tracking in 1997... had a three-game point streak (2G, 1A) Oct. 30 to Nov. 3... posted a three-game assist streak (4A) Jan. 12 to Jan. 16... matched a career-high eight shots on goal Feb. 11 vs. PIT... scored the game-winning goal Feb. 17 at DET... had a three-game point streak (1G, 2A) Feb. 26 to March 1. **2017-18:** Played all 82 games for the second consecutive season, establishing a new Flyers record for consecutive games played from an NHL debut... nearly tripled his goal total from his rookie season (6 to 17)... 24-point improvement in plus-minus... averaged 24:09 of ice time per game, the highest for a Flyer since Chris Pronger averaged 25:55 in 2009-10... recorded his first career three-assist game Oct. 30 vs. ARI... played a career-high 29:51 Oct. 1 at CHI, one of 10 games over 27 minutes... tied a franchise record (since 1997) with 10 blocked shots on Nov. 2 at STL... recorded his second career two-goal game and his third career three-point game Jan. 4 vs. NYI... scored an empty-net goal from 182 feet away on Feb. 8 vs. MTL... posted three assists March 3 at TBL... recorded a career-high eight shots on goal March 8 at Boston, becoming the youngest Flyers defenseman (21 years, 54 days) to record eight or more shots in a game since the individual shot category started being tracked in 1987... posted a goal, assist, five hits and five blocked shots in 27:42 of ice time, which was 4:40 more than any other Flyer played in the game, on March 28 at COL.

2016-17: Appeared in all 82 games in his rookie season...recorded 6 goals and 24 assists for 30 points...Recorded his first NHL point with an assist on Oct 14 vs. LAK in his NHL debut game...scored his first NHL goal on Nov 23 vs. TBL... scored 2 goals on Dec 3 vs CHI...recorded 3 points on Mar 19 vs CAR... awarded the Barry Ashbee Trophy- team's most "outstanding defenseman" from the season. **2015-16:** Appeared in 62 games for the Wheat Kings...recorded 21 goals and 52 assists for 73 points...won the WHL championship...named WHL defenseman of the year...named CHL Defenseman of the year...Member of the U-20 Russia team for World Junior Championships.**2014-15:** Appeared in 60 games for the Brandon Wheat Kings...recorded 15 goals and 46 assists...helped lead his team to the WHL playoffs...**2013-14:** Appeared in 56 games for the Cedar Rapids Rough Riders...recorded 6 goals and 13 assists for 19 points...Member of the Russia U-18 Team for the World Junior Championships...Selected in the CHL Import Draft, 30th overall by the Brandon Wheat Kings.

CAREER RECORD

YEAR	TEAM	LEAGUE	REGULAR SEASON					PLAYOFFS				
			GP	G	A	PTS	PIM	GP	G	A	PTS	PIM
2011-12	W-B/Scranton	AYBHL	27	28	33	61	39	--	--	--	--	--
2012-13	W-B/Scranton	AYHL	24	14	22	36	47	--	--	--	--	--
2013-14	Cedar Rapids	USHL	56	6	13	19	32	--	--	--	--	--
2014-15	Brandon	WHL	60	15	46	61	42	19	2	11	13	10
2015-16	Brandon	WHL	62	21	52	73	16	21	3	10	13	14
	Russia U20	WJC-20	7	0	8	8	2	--	--	--	--	--
	Russia U20 (all)	Int-Junior	9	0	8	8	2	--	--	--	--	--
2016-17	FLYERS	NHL	82	6	24	30	34	--	--	--	--	--
2017-18	FLYERS	NHL	82	17	24	41	20	6	0	3	3	0
2018-19	FLYERS	NHL	82	7	19	26	32	--	--	--	--	--
2019-20	FLYERS	NHL	69	13	23	36	24					
	WHL TOTALS		122	36	98	134	58	40	5	21	26	24
	INTERNATIONAL TOTALS		16	0	16	16	4	0	0	0	0	0
	NHL TOTALS		315	43	90	133	110	6	0	3	3	0

MISCELLANEOUS STATS

MISCELLANEOUS STATS			REGULAR SEASON									PLAYOFFS			
YEAR	TEAM	LEAGUE	PP	SH	GW	S	S%	+/-	TF	F%	MIN	PP	SH	GW	
2016-17	FLYERS	NHL	0	0	1	161	3.7	-7	0	0	21:59	--	--	--	
2017-18	FLYERS	NHL	2	0	2	203	8.4	17	0	0	24:09	0	0	0	
2018-19	FLYERS	NHL	0	0	1	145	4.8	-16	0	0	25:07	--	--	--	
2019-20	FLYERS	NHL	7	0	3	150	8.7	11	0	0.0	24:51				
FLYERS/NHL TOTALS			NHL	9	0	7	659	6.5	5	1	0.0	23:59	0	0	0



12 | Michael Raffl

– LEFT WING –

RA-fuhl, mi-KHIGH-ehl

BIRTHDATE: December 1, 1988 | **BIRTHPLACE:** Villach, Austria

HEIGHT: 6'0" | **WEIGHT:** 210 | **SHOOTS:** Left | **SEASON:** 7th NHL, 7th Flyers

ACQUIRED: Free Agent – Signed on May 31, 2013

2019-20

Eclipsed his 2018-19 goals total by two and matched his assist total in nine fewer games... credited with the GWG in the Oct. 4 season-opening win over Chicago in Prague, Czech Republic, while posting a season-high four shots on goal in a game played just 310 miles north of his native Villach, Austria... posted a goal and two assists Oct. 21 vs. VGK, marking his third career two-goal game and first since March of 2016, and his fourth career three-point game and first since April 2016... missed nine games (12/5 - 12/28) with a broken pinky finger... led the Flyers with four hits and was 8-for-11 on faceoffs Jan. 8 vs. WSH... posted a three-game point streak (2G, 1A) March 1-5.

CAREER

2018-19: Posted a two-assist game Dec. 8 at BUF... played a season-high 16:01 Dec. 20 vs. NSH... scored a goal in consecutive games on Dec. 23 at NYR and Dec. 27 at TBL... posted a two-point game (1G, 1A), including his second career shorthanded goal, Feb. 9 vs. ANA... recorded a goal and an assist in his 400th NHL game Mar. 11 vs. OTT... signed a two-year contract extension March 26... represented Austria at the 2019 World Championships. **2017-18:** Scored his first goal of the season and tied a career high with six shots on goal Nov. 22 at NYI... scored three consecutive game-winning goals Dec. 4-7... recorded his 300th assist Dec. 14 vs. Buffalo... posted four points (3G, 1A) in the final five games of the season. **2016-17:** Missed a total of 30 games due to injury, including the final 19 of the season following an injury at COL on Feb. 28... scored and was +2 Oct. 15 at ARI... goals in two consecutive games Nov. 15 & 17... played a career-high 18:58 Dec. 19 vs. NSH... set a season high and tied a career high with six shots Jan. 7 vs. TBL. **2015-16:** Recorded his first goal for the season Nov. 5 at CGY... recorded three goals in the span of six games Dec. 5-17, including GWG Dec. 17 vs. VAN... Recorded GWG and an assist Jan. 9 vs. NYI... Was the only Flyer to play in all 82 games... Second in plus/minus with +9... Tallied a goal and an assist (1-1=2) in the team's 5-1 win over BUF on Feb. 11... Scored the game-winning goal (1-1=2) and was +3 in a 6-0 shutout of CBJ on Mar. 5... Had two goals (2-0=2) in the team's 4-3 win vs. DET on Mar. 15... Scored the game-winning goal (1-2=3) in the last game of the season at NYI... played in his 200th NHL game on Mar. 7 vs. TBL. **2014-15:** Appeared in 67 games... tallied a career-high 21 goals, more than twice as much as the previous season... recorded career-high six shots April 1 at PIT... recorded first career shorthanded goal March 8 at NJD... missed eight games while recovering from pneumonia (Jan. 27 – Feb. 15)... played his 100th career game Jan. 3 at NJD... missed eight games with a lower body injury from Nov. Diagnosed with a lower body injury after blocking a shot Nov. 4 vs. EDM and missed eight games (Nov. 6-24)... recorded his first career two-goal game Oct. 25 vs. Detroit and tied a career high with three points (2G, 1A). **2013-14:** Appeared in all seven playoff games, recording one assist... posted three assists on Dec. 15 vs. WSH... scored first NHL goal Dec. 9 at OTT... Recalled from Adirondack Oct. 12 and made NHL debut that night vs. DET... began season with Adirondack, recording a goal and two assists in two games. **2012-13:** Led Leksands IF (SHL) in scoring with 46 points (24G, 22A) in 49 games... **2011-12:** Appeared in 39 games for Leksands IF, recording 23 points (10G, 13A). **2005-2011:** Played parts of six seasons for VSV EC in Austria... recorded 67 goals and 65 assists, along with 239 PIM, in 229 career games.

CAREER RECORD

YEAR	TEAM	LEAGUE	REGULAR SEASON					PLAYOFFS				
			GP	G	A	PTS	PIM	GP	G	A	PTS	PIM
2008-09	EC VSV Villach-Austria	EBHL	49	9	10	19	77	6	0	2	2	12
2009-10	EC VSV Villach-Austria	EBHL	42	25	18	43	54	5	1	0	1	14
2010-11	EC VSV Villach-Austria	EBHL	50	26	29	55	62	8	5	4	9	20
2011-12	Leksands	SWE-1	39	10	13	23	26	--	--	--	--	--
2012-13	Leksands	SWE-1	49	24	22	46	40	--	--	--	--	--
2013-14	PHANTOMS	AHL	2	1	2	3	0	--	--	--	--	--
	FLYERS	NHL	68	9	13	22	28	7	0	1	1	0
2014-15	FLYERS	NHL	67	21	7	28	34	--	--	--	--	--
2015-16	FLYERS	NHL	82	13	18	31	30	6	1	0	1	2
2016-17	FLYERS	NHL	52	8	3	11	20	--	--	--	--	--
2017-18	FLYERS	NHL	76	13	9	22	28	6	0	1	1	2
2018-19	FLYERS	NHL	67	6	12	18	32	--	--	--	--	--
2019-20	FLYERS	NHL	58	8	12	20	14					
EBHL TOTALS			141	60	57	117	193	19	6	6	12	46
SWE TOTALS			88	34	35	69	66	0	0	0	0	0
AHL TOTALS			2	1	2	3	0	0	0	0	0	0
NHL/FLYERS TOTALS			470	78	74	152	186	19	1	2	3	4

MISCELLANEOUS STATS

YEAR	TEAM	LEAGUE	REGULAR SEASON								PLAYOFFS			
			PP	SH	GW	S	S%	+/-	TF	F%	MIN	PP	SH	GW
2013-14	FLYERS	NHL	0	0	3	101	8.9	2	93	55.9	12:59	0	0	0
2014-15	FLYERS	NHL	2	1	2	134	15.7	6	97	45.4	14:12	--	--	--
2015-16	FLYERS	NHL	1	0	4	132	9.8	9	82	40.2	14:18	0	0	0
2016-17	FLYERS	NHL	0	0	3	63	12.7	-7	10	30	13:16	--	--	--
2017-18	FLYERS	NHL	1	0	3	96	13.5	9	66	59.1	13:15	0	0	0
2018-19	FLYERS	NHL	0	1	1	65	9.2	-1	34	41.2	11:25	--	--	--
2019-20	FLYERS	NHL	0	1	2	66	12.1	-2	197	50.3	12:22			
NHL/FLYERS TOTALS			4	3	18	657	11.9	16	579	49.1	13:10	0	0	0



6 | Travis Sanheim

— DEFENSE —

SAN-highm, TRA-vihs

BIRTHDATE: March 29, 1996 | **BIRTHPLACE:** Elkhorn, Manitoba

HEIGHT: 6'3" | **WEIGHT:** 205 | **SHOOTS:** Left | **SEASON:** 3rd NHL, 3rd Flyers

ACQUIRED: Draft - 1st round (17th overall) in 2014

2019-20

Appeared in all 69 games, marking his second consecutive season without missing a game... posted eight goals, coming one away from his career high of nine in 13 fewer games... tied the game with 7:02 to play in a 6-5 SOW Jan. 13 vs. BOS, giving him his fourth career two-goal game and third of the season while playing a season-high 25:32... played his 200th NHL game March 10 vs. BOS... posted his first career three-point game (2G, 1A) Dec. 23 vs. NYR... registered a four-game point streak (0G, 4A), part of a stretch of nine points (1G, 8A) over the final 14 games of the season.

CAREER

2018-19: Appeared in all 82 games, recording nine goals and 26 assists... posted 10 points (3G, 7A) and averaged 16:07 TOI in first 31 games of the season through Dec. 16 and then posted 25 points (6G, 19A) while averaging 21:39 TOI in final 51 games from Dec. 17 on... recorded seven multi-point games throughout the season... tallied his first career two-goal game Dec. 6 vs. CBJ... posted a goal and an assist in his 100th NHL game Jan. 31 at BOS... went on a five-game point streak (4G, 2A) from Feb. 23 to Mar. 3... registered a two-goal game Feb. 28 at CBJ... posted the game-winning goal Mar. 3 at NYI... played a career-high 26:19 Mar. 17 at PIT. **2017-18:** Made his NHL debut Oct. 5 at LAK, playing 10:58... played a season-high 23:41 Oct. 30 vs. ARI... scored his first NHL goal Dec. 14 vs. BUF, playing 14:23 while recording three shots on goal, six total attempts, and one block. **2016-17:** Appeared in 76 games for the Phantoms... recorded 10 goals and 27 assists for 37 points... Finished 6th among AHL rookie defensemen in scoring this season with 37 points... One of 2 Phantoms (along with T.J. Brennan) to appear in all 76 games this season... Netted 2 goals in 6-4 loss at Hershey on January 14, 2017... Scored 2 goals in 8-6 win on Dec 14 vs. Bridgeport. **2015-16:** Appeared in 52 games for the Hitmen... recorded 15 goals and 53 assists for 68 points... Made pro debut in AHL with Phantoms Apr 8... appeared in 5 games that season... First Pro Goal: April 17 vs. Syracuse led Hitmen as assistant captain to playoffs for third year in a row... scored 1 goal with 5 assists and was -2 with 8 penalty minutes in five playoff games. **2014-15:** Signed 3-year entry level contract with Flyers... returned to Calgary and appeared in 67 games... recorded 15 goals and 50 assists for a 65 point season... He was assistant captain for the Hitmen... was the team's third-leading scorer... finished first in the Central Division and advanced to the Eastern Conference finals against Brandon... scored 5 goals with 13 assists and had an even plus/minus with 10 penalty minutes in 17 playoff games. **2013-14:** Appeared in 67 games for the Calgary Hitmen... recorded 5 goals and 24 assists for 29 points... Sanheim scored 1 goal with 1 assist and was plus-5 with 6 penalty minutes in six playoff games... member of Canada U-18 Team for World Juniors... selected first round of 2014 NHL draft by Flyers.

CAREER RECORD

YEAR	TEAM	LEAGUE	REGULAR SEASON						PLAYOFFS			
			GP	G	A	PTS	PIM	GP	G	A	PTS	PIM
2013-14	Calgary	WHL	67	5	24	29	14	6	1	1	2	6
2014-15	Calgary	WHL	67	15	50	65	52	17	5	13	18	10
2015-16	Calgary	WHL	52	15	53	68	66	5	1	5	6	8
	PHANTOMS	AHL	4	1	2	3	0	--	--	--	--	--
	Canada U20	WJC-20	5	0	1	1	0	--	--	--	--	--
2016-17	PHANTOMS	AHL	76	10	27	37	46	5	0	3	3	2
2017-18	PHANTOMS	AHL	18	1	15	16	10	7	1	2	3	4
	FLYERS	NHL	49	2	8	10	20	4	1	0	1	2
2018-19	FLYERS	NHL	82	9	26	35	22	--	--	--	--	--
2019-20	FLYERS	NHL	69	8	17	25	32					
	WHL TOTALS		186	35	127	162	132	28	7	19	26	24
	AHL TOTALS		98	12	44	56	56	12	1	5	6	6
	NHL/FLYERS TOTALS		200	19	51	70	74	4	1	0	1	2

MISCELLANEOUS STATS

MISCELLANEOUS STATS

		REGULAR SEASON										PLAYOFFS		
YEAR	TEAM	LEAGUE	PP	SH	GW	S	S%	+/-	TF	F%	MIN	PP	SH	GW
2017-18	FLYERS	NHL	0	0	0	72	2.8	-6	0	0.0	15:35	0	0	0
2018-19	FLYERS	NHL	2	0	2	121	7.4	-4	0	0.0	19:34	--	--	--
2019-20	FLYERS	NHL	0	0	0	110	7.3	4	0	0.0	20:09			
NHL/FLYERS TOTALS		NHL	2	0	2	303	6.3	-6	0	0.0	18:04	0	0	0



44 | Nate Thompson

– RIGHT WING –
TOM-sehn, NAYT

BIRTHDATE: October 5, 1984 | **BIRTHPLACE:** Anchorage, AK
HEIGHT: 6'1" | **WEIGHT:** 205 | **SHOOTS:** Left | **SEASON:** 13th NHL, 1st FLYERS
ACQUIRED: Trade - from Montreal, Feb. 24, 2020

2019-20

Began the season with the Montreal Canadiens before being acquired by the Flyers at the 2020 trade deadline for a fifth-round pick in 2021, marking the third consecutive year that he had been acquired at or near the deadline by a team looking for a playoff push... began the season with assists in two of the first three games, starting off a five-assist month of October... scored his first goal of the year Nov. 9 vs. LAK... made his Flyers debut Feb. 25 vs. SJS... recorded his first point as a Flyer March 5 vs. CAR... appeared in seven games for the Flyers before the COVID-19 stoppage.

CAREER

2018-19: Split the season between Los Angeles and Montreal... appeared in 53 games for the Kings before being traded to Montreal Feb. 11... set career-highs with a 4-game assist and point streak (4A) Mar. 19-24. **2017-18:** Split the season between Ottawa and Los Angeles... recorded a career-high +4 Oct. 21 vs. TOR... Had a 3-game point streak (2G, 1A) Oct. 21-26... scored his first goal with the Senators Nov. 17 at NSH... traded by Ottawa to Los Angeles Feb. 13... Played his 600th NHL game Mar. 8 vs. WSH. **2016-17:** Recorded in 30 games in his third and final season with the Anaheim Ducks, posting a goal and an assist along with a plus-4 rating... registered a season-high 6 hits Mar. 10 at STL... appeared in all 17 playoff games as the Ducks reached the Western Conference Finals... set a single-game playoff career high with 3 points (1-2-3) Apr. 17 at CGY. **2015-16:** Second season with Anaheim... recorded six points (3G, 3A) in 49 games... totaled a season-high 15 penalty minutes Dec. 11 vs. CAR... Blocked 4 shots Feb. 9 at PHI... Played his 500th career game Mar. 11 at STL... Recorded a career-high with a 3-game goal streak Mar. 30-Apr. 3. **2014-15:** Played his first season with Anaheim after being acquired in a trade from Tampa Bay on June 29, 2014... appeared in 80 games... played his 400th career game Oct. 26 vs. SJS... totaled 7 hits Oct. 24 vs. CBJ, Dec. 16 at TOR and Jan. 29 at SJS... recorded his 100th career point (assist) Mar. 9 at VAN... picked up six points (2G, 4A) in 12 playoff games. **2013-14:** Appeared in 81 games in his fifth and final season with Tampa Bay... matched his career-high with 2 goals Feb. 1 at MTL and Mar. 2 at COL. **2012-13:** Appeared in 24 games for ECHL Alaska in his hometown of Anchorage during the NHL work stoppage and then played in 45 games for Tampa Bay... appeared in his 300th NHL game Feb. 28 at NYR... Had his 1st 2-goal & 3-point game Mar. 5 at NJD... Played a career-high 22:26 Mar. 29 vs. NJD... Helped Team USA capture a bronze medal at the World Championships. **2011-12:** Appeared in 68 games for Tampa Bay... played his 200th career game Oct. 10 at WSH... Played a season-high 22:22 Feb. 26 at NJD... Had a 2-game goal streak twice: Jan. 24-31 and Mar. 10-13... **2010-11:** Appeared in 79 games in his first full season with Tampa Bay, scoring a career-high 10 goals... had a 3-game assist streak (Oct. 24-30), recording 3 assists... Netted his 1st career game-winning goal Nov. 18 at PHI... Scored his 1st NHL shorthanded goal Jan. 23 vs. ATL... appeared in 18 playoff games as the Lightning reached the Eastern Conference Final. **2009-10:** Started the season with the New York Islanders, appearing in 39 games before being claimed off waivers by Tampa Bay on Jan. 21... Posted his 1st career multi-point game (0-2-2) Nov. 7 vs. ATL... Played his 100th career game in the NHL Mar. 6 vs. ATL. **2008-09:** Claimed off waivers from Boston by the New York Islanders at the start of the season and went on to appear in 43 games for the Islanders in his first full season in the NHL... scored his first NHL goal Nov. 4 at NYR... Totaled a season-high 5 hits Mar. 21 at OTT... Recorded his 1st NHL assist Mar. 25 vs. MIN... Played a season-high 17:03 Apr. 7 at CAR. **2007-08:** Spent the season with Boston's AHL affiliate in Providence, appearing in 75 games along with 10 playoff games... posted AHL career highs of 19 goals, 20 assists and 39 points... had a season-high 15 penalty minutes Oct. 6 at Manchester... Had a 5-game point streak (Feb. 16-29), posting a 4-4-8 record... Had 8 multi-point games... Ranked tied for 4th on Providence with 83 penalty minutes... **2006-07:** Appeared in 67 games for Providence and four for Boston... made his NHL debut Oct. 21 vs. BUF... Ranked tied for 3rd with Providence with 3 game-winning goals... **2005-06:** Appeared in 74 games with Providence in his first professional season... scored his 1st AHL goal Oct. 15 at Portland... amassed his 1st AHL assist Nov. 20 vs. Albany... Had a season-high 15 penalty minutes Feb. 18 at Hartford... Posted his 1st multiple-point game (1-1-2) in the AHL Apr. 16 at Lowell... **2004-05:** Played his last WHL season, collecting 34 points (19-15-34) in 58 games, leading Seattle with 2 shorthanded assists... Added 1 assist in 11 playoff contests with Providence (AHL)... **2003-04:** Registered 36 points (13-23-36) in 65 games with Seattle, ranking 3rd on the team with 9 power play assists... **2002-03:** Recorded 34 points (10-24-34) in 61 games with Seattle... **2001-02:** Totaled 39 points (13-26-39) in 69 games in his WHL rookie season... Led all WHL rookies with 3 shorthanded goals (tied with 2 players).

44 | Nate Thompson

CAREER RECORD

YEAR	TEAM	LEAGUE	REGULAR SEASON					PLAYOFFS				
			GP	G	A	PTS	PIM	GP	G	A	PTS	PIM
2001-02	Seattle	WHL	69	13	26	39	42	11	1	3	4	13
2002-03	Seattle	WHL	61	10	24	34	48	15	5	4	9	6
2003-04	Seattle	WHL	65	13	23	36	24	--	--	--	--	--
2004-05	Seattle	WHL	58	19	15	34	39	12	1	2	3	2
	Providence	AHL	--	--	--	--	--	11	0	1	1	4
2005-06	Providence	AHL	74	8	10	18	58	3	0	0	0	10
2006-07	Providence	AHL	67	8	15	23	74	13	0	2	2	9
	Boston	NHL	4	0	0	0	0	--	--	--	--	--
2007-08	Providence	AHL	75	19	20	39	83	10	2	3	5	4
2008-09	NY Islanders	NHL	43	2	2	4	49	--	--	--	--	--
2009-10	NY Islanders	NHL	39	1	5	6	39	--	--	--	--	--
	Tampa Bay	NHL	32	1	3	4	17	--	--	--	--	--
2010-11	Tampa Bay	NHL	79	10	15	25	29	18	1	3	4	4
2011-12	Tampa Bay	NHL	68	9	6	15	21	--	--	--	--	--
2012-13	Alaska	ECHL	24	7	14	21	23	--	--	--	--	--
	Tampa Bay	NHL	45	7	8	15	17	--	--	--	--	--
2013-14	Tampa Bay	NHL	81	9	7	16	27	4	0	0	0	0
2014-15	Anaheim	NHL	80	5	13	18	39	12	2	4	6	6
2015-16	Anaheim	NHL	49	3	3	6	47	7	2	0	2	2
	San Diego	AHL	2	0	0	0	0	--	--	--	--	--
2016-17	Anaheim	NHL	30	1	1	2	14	17	2	4	6	6
	San Diego	AHL	3	0	1	1	2	--	--	--	--	--
2017-18	Ottawa	NHL	43	4	7	11	10	--	--	--	--	--
	Los Angeles	NHL	26	1	5	6	10	4	0	0	0	0
2018-19	Los Angeles	NHL	53	4	2	6	17	--	--	--	--	--
	Montreal	NHL	25	1	6	7	0	--	--	--	--	--
2019-20	Montreal	NHL	63	4	10	14	21	--	--	--	--	--
	FLYERS	NHL	7	0	1	1	9					
WHL TOTALS			253	55	88	143	153	38	7	9	16	21
AHL TOTALS			221	35	46	81	217	37	2	6	8	27
NHL TOTALS			767	62	94	156	366	62	7	11	18	18

MISCELLANEOUS STATS

MISCELLANEOUS STATS														
REGULAR SEASON												PLAYOFFS		
YEAR	TEAM	LEAGUE	PP	SH	GW	S	S%	+/-	TF	F%	MIN	PP	SH	GW
2006-07	Boston	NHL	0	0	0	5	0	0			4:46	--	--	--
2008-09	NY Islanders	NHL	0	1	0	56	3.6	-11	429	50.3	12:05	--	--	--
2009-10	NY Islanders	NHL	0	0	0	48	2.1	-14	210	49.5	12:56	--	--	--
2009-10	Tampa Bay	NHL	0	0	0	44	2.3	-3	374	57.2	13:58	--	--	--
2010-11	Tampa Bay	NHL	0	1	2	123	8.1	-6	664	54.2	15:05	0	0	0
2011-12	Tampa Bay	NHL	0	0	1	85	10.6	-23	592	49.5	14:49	--	--	--
2012-13	Tampa Bay	NHL	0	0	0	58	12.1	-2	605	51.2	14:20	--	--	--
2013-14	Tampa Bay	NHL	0	2	1	105	8.6	3	974	50.9	12:52	0	0	0
2014-15	Anaheim	NHL	0	1	3	87	5.7	0	1053	52.9	13:19	0	0	0
2015-16	Anaheim	NHL	0	1	0	42	7.1	-1	451	52.1	11:36	0	0	1
2016-17	Anaheim	NHL	0	0	0	19	5.3	4	245	53.1	10:23	0	0	1
2017-18	Ottawa	NHL	0	1	0	28	14.3	0	398	56.3	12:30	0	0	0
2017-18	Los Angeles	NHL	0	0	0	25	4	-1	240	56.7	13:13	--	--	--
2018-19	Los Angeles	NHL	0	0	0	35	11.4	3	495	53.1	12:55	--	--	--
2018-19	Montreal	NHL	0	0	0	36	2.8	-4	265	55.1	13:11	--	--	--
2019-20	Montreal	NHL	0	0	1	62	6.5	-2	733	55.1	12:48	--	--	--
2019-20	FLYERS	NHL	0	0	0	5	0	1	54	53.7	12:37			
NHL TOTALS			0	7	8	863	7.2	-56	7782	52.9	13:11	0	0	2



67 | Kirill Ustimenko

– GOALIE –

BIRTHDATE: January 29, 1999 | **BIRTHPLACE:** Gomel, Belarus

HEIGHT: 6'3" | **WEIGHT:** 201 | **CATCHES:** Left

ACQUIRED: Draft - 3rd round (80th overall) in 2017

2019-20

Played his first North American season, appearing in 31 games for the Reading Royals of the ECHL and five for Lehigh Valley... named the ECHL Goaltender of the Month for January after going 6-1-1 with a 1.87 GAA and a .935 save percentage... recorded two shutouts, Nov. 16 vs. Wheeling (32 saves) and Feb. 17 vs. Worcester (33 saves)... won his AHL debut with 38 saves Feb. 8 at W-B/Scranton.

CAREER

2018-19: Posted a 30-12-3 record in 46 games for Dynamo St. Petersburg...recorded an 1.78 goals-against-average and .927 save percentage...led all MHL goaltenders in shutouts (12) this season and set the all-time MHL record for shutouts...played six games in the MHL playoffs, registering a 2.49 goals-against-average and a .917 save percentage...was called up for one game in the VHL, registering a 3.04 goals-against-average and .875 save percentage...named MHL Goaltender of the Month for January. **2017-18:** Appeared in 53 games for the Dynamo St. Petersburg, registering a 1.81 goals-against-average and a .929 save percentage...played eight games in the MHL playoffs, registering a 3.54 goals-against-average and a .902 save percentage...named MHL Goaltender of the Month for October...named to the MHL All-Star Game. **2016-17:** Recorded a 1.74 goals-against-average and a .938 save percentage in 27 games for the Dynamo St. Petersburg...appeared in two games for Team Russia in the under-18 IIHF WJC...went 2-0-0 while helping Team Russia win the bronze medal...led the MHL in save percentage (.938).

CAREER RECORD

CAREER RECORD			REGULAR SEASON							PLAYOFFS								
SEASON	TEAM	LEAGUE	GP	MINS	GA	SO	AVG	W	L	T	GP	MINS	GA	SO	AVG	W	L	T
2014-15	Dynamo U-16	Russia U-16	26				2.15	--	--	--	--	--	--	--	--	--	--	--
	Dynamo U-17	Russia U-17	2				4.03	--	--	--	--	--	--	--	--	--	--	--
2015-16	Dynamo U-17	Russia U-17	19				1.50	--	--	--	--	--	--	--	--	--	--	--
2016-17	Dynamo U-18	Russia U-18	2				0.00	--	--	--	--	--	--	--	--	--	--	--
	MHK Dynamo	MHL	27				1.74	--	--	--	--	--	--	--	--	--	--	--
	Russia U-18	WJC-18	2				0.50	--	--	--	--	--	--	--	--	--	--	--
2017-18	MHK Dynamo	MHL	53				1.81				8				3.54			
2018-19	Dynamo St. Petersburg	VHL	1				3.04	--	--	--	--	--	--	--	--	--	--	--
	MHK Dynamo St. Ptrsbrg.	MHL	46				1.78				6				2.49			
2019-20	Reading	ECHL	31	1751	70	2	2.40	19	4	5	--	--	--	--	--	--	--	--
	PHANTOMS	AHL	5	297	19	0	3.84	1	3	1	--	--	--	--	--	--	--	--
	MHL TOTALS		126				1.78				19				3.21			



25 | James van Riemsdyk

– LEFT WING –

van REEMZ-dighk, JAYMZ

BIRTHDATE: May 4, 1989 | **BIRTHPLACE:** Middletown, NJ

HEIGHT: 6'3" | **WEIGHT:** 212 | **SHOOTS:** Left | **SEASON:** 11th NHL, 5th Flyers

ACQUIRED: Free Agent- Signed July 1, 2018

2019-20

Appeared in 66 of 69 games... finished with a plus-5 rating, his best since a career-high plus-15 season with the Flyers in 2010-11... scored 15 of his 19 goals at even strength, which tied for third on the team in EVG... recorded 17 points (7G, 10A) in the final 21 games of the season dating back to Jan. 13... Flyers were 22-5-0 when he recorded at least a point... recorded six points (3G, 3A) over a three-game scoring streak Oct. 24-27... played his 700th NHL game Nov. 27 at CBJ... posted three consecutive two-point games (total 4G, 2A) Dec. 19-23, part of a stretch of five multi-point games over eight contests from Dec. 7-23... appeared in his 300th game as a Flyer Dec. 28 at SJS... had a three-point game Jan. 18 vs. LAK (1G, 2A) and another Flyer. 13 at FLA... second one was part of a five-game scoring streak (4G, 4A) from Feb. 8-15... sustained a broken finger March 4 at WSH that was to keep him out 4-6 weeks; he missed the final three games before the season pause.

CAREER

2018-19: Missed 16 games from Oct. 7 to Nov. 14 after sustaining a lower-body injury in the second game of the season at VGK... recorded a three-point game (1G, 2A) on Nov. 17 vs. TBL... posted a goal and an assist in the 6-2 win on Dec. 8 at BUF... tallied a point in five out of six games (7G, 2A) from Jan. 10 to Jan. 28... scored a hat trick on Jan. 14 vs. MIN, the fourth of his career and second as a Flyer... posted a two-goal game on Feb. 12 at MIN... went on a four-game point streak (4G, 2A) from Feb. 23 to Mar. 1... recorded a three-point game (2G, 1A) on Mar. 1 at NJD... scored his second hat trick of the season on Mar. 15 at TOR, the fifth of his career and third as a Flyer... went on a five-game point streak (6G, 1A) from Mar. 14 to Mar. 21... posted a goal and an assist on Apr. 4 at STL. **2017-18: Playoffs:** Appeared in seven playoff games for TOR... added one power play goal March 14 in a Game 2 loss at BOS... recorded one goal in 15:07 March 16 in Game 3 for a 4-2 victory vs. BOS... scored the game-winning goal and added one assist in a 4-3 win over BOS in Game 5 on March 21. **Regular Season:** Posted a career-high 36 goals along with 18 assists and 30 penalty minutes in 81 games for TOR... ranked first on the team in goals and fifth with 54 points... recorded one goal and two assists in his season debut Nov. 4 at WPG... scored a goal in three consecutive games twice on the season (Nov. 9-14 & Feb. 7-12)... scored the game-winning goal and added one assist Nov. 11 in a 4-1 win at BOS... added one goal and two assists Dec. 19 in an 8-1 victory over CAR... scored three goals in 19:19 March 14 vs. DAL... tallied three points (2-1-3) March 13 at BUF... collected two goals March 20 at TBL... had two points (1-1-2) March 22 at NSH. **2016-17: Playoffs:** Recorded two goals, including one power play goal, and one assist in six playoff games for TOR. **Regular Season:** Played in a career-high 82 games for TOR... ranked second on the Maple Leafs with 62 points and third with 29 goals... recorded six power play goals and five game-winning goals on the season... posted career-highs in one game in points with four and goals with three Nov. 15 vs. NSH... recorded a point in 10 straight games Dec. 29-Jan. 21, establishing a new career-best point streak... scored his 100th goal as a Maple Leaf on Dec. 3 at VAN... skated in his 500th NHL game on Feb. 11 vs. BUF... recorded a season-high eight shots on goal Mar. 3 at ANA... had two assists and four shots on goal in a season-high 23:04 TOI March 20 vs. BOS. **2015-16:** Ranked seventh on TOR with 29 points (14-15=29) in 40 games... ranked fourth on the Maple Leafs with 14 goals... posted the sixth-most shots on goal by a Maple Leaf with 129... ranked third on the team with a plus-3 rating on the season... scored one goal in his season debut Oct. 7 vs. MTL... added one goal Oct. 16 in a 6-3 win at CBJ... posted two points (1-1-2) Oct. 24 at MTL... collected three assists Nov. 30 in a 3-0 victory over EDM... played a season-high 22:26 Dec. 17 vs. SJS where he scored one goal... scored one goal in three straight games from Dec. 21-27... recorded points in seven consecutive games from Dec. 21-Jan. 6. **2014-15:** Led TOR with 27 goals and tied for the team lead with four game-winning goals... ranked second on the team with 29 assists and 61 points in a career-high 82 games... scored nine power play goals and one short-handed goal on the season... added two points (1-1-2), including the game-winning goal Oct. 12 in the 6-3 victory at NYR... had one goal and one assist Oct. 21 at NYI... tallied points in six consecutive games from Nov. 1-12... scored two goals, including one game-winning, Nov. 20 in the 5-2 victory vs. TBL... posted two assists Nov. 29 vs. WSH... scored the game-winning goal Dec. 9 in a 4-1 victory vs. CGY... recorded three points (1-2-3) Dec. 23 at DAL... posted two goals and one assist Jan. 9 vs. CBJ... had the game-winning goal Feb. 21 in a 4-3 win over WPG... added three assists March 28 vs. OTT... scored one goal in three straight games March 1, 4 and 5. **2013-14:** Led TOR with nine power play goals and two short-handed goals... ranked second on the team with 30 goals, 31 assists, 61 points and 279 shots in 80 games... played a career-high 21:03 average TOI on the season... scored six goals in 10 shootout attempts (60%)... had four two-goal efforts on the season... scored one power play goal in his season debut Oct. 1 at MTL... recorded points in five consecutive games from Oct. 22-30... recorded two goals Oct. 12 in a 6-5 win vs. EDM... posted three points (2-1-3), including one power play goal, Nov. 27 at PIT... tallied three points (1-2-3) Dec. 7 in a 4-3 victory at OTT... scored the game-winning goal and added one assist Jan. 14 in a 4-3 victory at BOS... had the game-winning goal Jan. 18 in a 5-3 win over MTL... added two points (1-1-2) in 20:00 Jan. 21 at COL... posted the game-winning goal Jan. 28 in a 3-2 victory vs. TBL... tallied two points in two consecutive games Jan. 30-Feb. 1... recorded three assists Feb. 27 at NYI... scored two goals March 1 at MTL... played a season-high 26:14 March 23 at NJD... tied an NHL record by scoring a goal four seconds into the second period Mar. 28 at PHI. **2012-13: Playoffs:** Led the Maple Leafs with five playoff assists, seven points and 33 shots in seven games... scored one goal in Game 1 May 1 at BOS... added one goal May 4 in Game 2's 4-2 victory... posted one assist May 6 vs. BOS... recorded two assists in two straight games May 12 & 13. **Regular Season:** Ranked second on the team with 18 goals, 5 power play goals, 3 game-winning goals and 140 shots in 48 games... finished third on TOR with 32 points... averaged 19:12 on ice per game... posted three points (2-1-3), including one game-winning goal, Jan. 23 in a 5-2 victory at PIT... scored two goals Feb. 5 at WSH... tallied two points (1-1-2) Feb. 9 at MTL... scored two goals, including the game-winning Feb. 21 in the 3-1 win over BUF... had two points (1-1-2) March 6 vs. OTT... recorded points in five straight games from April 4-13... posted two assists April 13 vs. MTL... scored one power play and

25 | James van Riemsdyk

a game-winning goal April 20 in the 4-1 victory at OTT. **2011-12: Playoffs:** Appeared in seven playoff games... Posted two points (1G,1A) along with four penalty minutes... **Regular Season:** Sustained a broken foot on March 1 vs. NYL... missed 15 games with a concussion (Jan. 14 – Feb. 16)... Posted 2 goals, including the game-winner, vs. CHI on 1/5 and was named the first star of the game... Recorded a four point game (2G, 2A) vs. CBJ on 11/5 and was named 1st star of the game... Posted 3 points (2G, 1A) and recorded nine shots on goal on 10/27 vs. WPG (18.8 pct of team's total). **2010-11 Playoffs:** Scored a goal in each of the last three games in ECQF against Buffalo... Tied for team leader in goals with seven. **Regular Season:** Finished the season with new career highs in points (40), goals (21), and +/- (+15)... Had three-game point streak (3G, 2A) from 3/24-3/27... Recorded first career hat trick (3-0-3) at NY Islanders on 3/26... Scored career high 16th goal vs. Buffalo on 3/5... Scored goals in consecutive games vs. Ottawa on 1/20 and at New Jersey on 1/22... Scored goals in consecutive games at Tampa Bay on 2/15 and at Florida on 2/16... Tied career high with a two-goal game and +3 rating at Montreal on 12/15... Played in his 100th NHL game vs. Boston on 12/1... Had a five-game point streak (3G, 3A) from 11/18-11/26... Had a three-game goal scoring streak from 11/22-11/26... Had two assists vs. Tampa Bay on 11/18. **2009-10:** Finished his rookie season tied for the team lead and tied for the lead among NHL rookies in game-winning-goals (6 – T-10th in NHL)... Finished tied for fifth among all NHL rookies in goals, eighth in points (35) and assists (20)... Had eight multi-point games for the year. Scored his first multi-goal game against Pittsburgh on 1/7 scoring twice... Had three straight multi-point games (1/3-1/7) - 6 pts (3G,3A)... Named NHL's Rookie of the Month for November on 12/2 (9pts - 4G,5A) in 12 games... Tied an NHL rookie record on 11/19 by scoring the GWG in the third straight Flyers' victory, a 3-2 win at LA... Had a four-game point streak (3G,1A) from 11/12-11/20... Had first NHL goal (also had an assist) vs. Florida on 10/24... Had first NHL point in his NHL debut at Carolina on 10/2... Scored a goal in Game 5 of Stanley Cup Finals vs. Chicago... Had assist in Game 4... had 2 points in Game 1 of Eastern Conference Finals vs. Montréal... Scored his first NHL playoff goal in Game 7 of Eastern Conference Semifinals vs. Boston... Had one assist (first NHL playoff point) in Game 2 of Eastern Conference Quarterfinals vs. New Jersey... **2008-09:** Posted his first professional goal on April 8 in Albany... joined the Flyers AHL affiliate, the Philadelphia Phantoms, following the conclusion of the season at the University of New Hampshire. **Collegiate Career:** Led the team in scoring as a sophomore with 17 goals and 23 assists for 40 points... ranked first on the team and second in the nation with four shorthanded goals... was a plus-14 on the season and led the team in shots on goal with 138... was named to the New England Division I All-Star team and was a second team all-conference selection in Hockey East... **2007-08:** named to the Hockey East All-Rookie Team... Led all UNH rookies in scoring with 11 goals and 23 assists for 34 points... Recorded 1.03 points per game... Had eight multiple-point games, including a career-high four points (1g, 3a) Nov. 17 at Providence... Hockey East Rookie of the Week on Jan. 14 after four points in a weekend sweep of UMass... Tallied his fourth multi-assist game in the Hockey East semifinal against Boston College when he earned two assists... Ranked 15th in assists and 22nd in points per game in the nation... ranked third on the team in scoring and fourth in Hockey East and nationally in rookie scoring... Hockey East Rookie of the Month for March... Had a +14 plus/minus rating. **2006-07:** Posted a 63-point season (33 goals, 30 assists) and 81 PIM in just 42 games on the US Under-18 team... led the team in goals, points, PPG (11), and GWG (6) while finishing second overall in assists and PIM... Skated for Team USA at the World Junior Hockey Championships in Sweden. **2005-06:** Split inaugural season with USA Hockey between the U-17 and U-18 team... In 42 games with the U-17 team, recorded 42 points (26 goals, 16 assists) and 62 PIM in 55 games... In 14 games with the U-18 Team, recorded four points (one goal, three assists)... Was a member of the U-18 Team USA squad that won the gold at the IIHF World Under-18 Championships... was also an instrumental piece of the U-17 Team USA squad that won the silver medal at the 2006 World Under-17 Hockey Challenge, where in seven games, notched nine points (five goals, four assists), and was subsequently named to the All-Tournament Team.

25 | James van Riemsdyk

CAREER RECORD

			REGULAR SEASON					PLAYOFFS				
YEAR	TEAM	LEAGUE	GP	G	A	PTS	PIM	GP	G	A	PTS	PIM
2004-05	Christian Bros.	HS-NJ	30	36	24	60	--	--	--	--	--	--
2005-06	USNTDP	NAHL	37	18	11	29	26	--	--	--	--	--
2006-07	USNTDP	NAHL	12	13	12	25	37	--	--	--	--	--
2007-08	New Hampshire	H-East	31	11	23	34	36	--	--	--	--	--
2008-09	New Hampshire	H-East	36	17	23	40	47	--	--	--	--	--
2008-09	Philadelphia	AHL	7	1	1	2	2	4	0	0	0	2
2009-10	FLYERS	NHL	78	15	20	35	30	21	3	3	6	4
2010-11	FLYERS	NHL	75	21	19	40	35	11	7	0	7	4
2011-12	FLYERS	NHL	43	11	13	24	24	7	1	1	2	4
2012-13	Toronto	NHL	48	18	14	32	26	7	2	5	7	4
2013-14	Toronto	NHL	80	30	31	61	50	--	--	--	--	--
2014-15	Toronto	NHL	82	27	29	56	43	--	--	--	--	--
2015-16	Toronto	NHL	40	14	15	29	6	--	--	--	--	--
2016-17	Toronto	NHL	82	29	33	62	37	6	2	1	3	0
2017-18	Toronto	NHL	81	36	18	54	30	7	3	1	4	4
2018-19	FLYERS	NHL	66	27	21	48	18	--	--	--	--	--
2019-20	FLYERS	NHL	66	19	21	40	8					
COLLEGIATE TOTALS			67	28	46	74	83	0	0	0	0	0
AHL TOTALS			7	1	1	2	2	4	0	0	0	2
FLYERS TOTALS			328	93	94	187	115	39	11	4	15	12
NHL TOTALS			741	247	234	481	307	59	18	11	29	20

MISCELLANEOUS STATS

MISCELLANEOUS STATS

REGULAR SEASON													PLAYOFFS		
YEAR	TEAM	LEAGUE	PP	SH	GW	S	S%	+/-	TF	F%	MIN	PP	SH	GW	
2009-10	FLYERS	NHL	4	0	6	173	8.7	-1	2	0	12:58	0	0	0	
2010-11	FLYERS	NHL	3	0	4	173	12.1	15	3	0	14:32	2	0	1	
2011-12	FLYERS	NHL	2	0	1	121	9.1	-1	5	40	15:10	0	0	0	
2012-13	Toronto	NHL	5	0	3	140	12.9	-7	43	55.8	19:12	1	0	0	
2013-14	Toronto	NHL	9	2	3	279	10.8	-9	113	40.7	21:03	--	--	--	
2014-15	Toronto	NHL	9	1	4	248	10.9	-33	54	38.9	19:05	--	--	--	
2015-16	Toronto	NHL	5	0	0	129	10.9	3	2	50	17:46	--	--	--	
2016-17	Toronto	NHL	6	0	5	238	12.2	-2	5	20	15:53	1	0	0	
2017-18	Toronto	NHL	11	0	5	248	14.5	1	1	0	14:54	3	0	1	
2018-19	FLYERS	NHL	8	0	4	167	16.2	-10	11	54.5	16:36	--	--	--	
2019-20	FLYERS	NHL	4	0	2	151	12.6	5	23	34.8	14:54				
FLYERS TOTALS			21	0	17	785	11.8	8	44	36.4	14:44	2	0	1	
NHL TOTALS			66	3	37	2067	11.9	-39	262	41.6	16:30	7	0	2	



93 | Jakub Voracek

– RIGHT WING –

VOHR-rah-chehk, YA-kuhB

BIRTHDATE: August 15, 1989 | **BIRTHPLACE:** Kladno, Czech Republic

HEIGHT: 6'2" | **WEIGHT:** 217 | **SHOOTS:** Left | **SEASON:** 12th NHL, 9th Flyers

ACQUIRED: Trade from Columbus – June 23, 2011

2019-20

Appeared in all 69 games... posted his sixth consecutive season of 40 or more assists, with a total of 11 multi-assist games... was a career-best plus-14... scored twice and added an assist Oct. 16 at EDM... picked up five points in a back-to-back set Oct. 26 vs. CBJ... scored his 200th NHL goal Nov. 23 vs. CGY... recorded three assists Nov. 29 vs. DET... moved into sole possession of sixth place on the Flyers all-time scoring list with two assists Dec. 29 at ANA... was the first of three consecutive two-assist games from Dec. 29 - Jan. 2... played his 900th NHL game Feb. 6 vs. NJD... tied a career high with four assists on Feb. 28 vs. NYR, his first since Dec. 2014 and the first by a Flyer in almost exactly four years... also became the first Flyer in franchise history to record a four-assist game vs. NYR... the contest started a five-game scoring streak in which he posted 10 assists from Feb. 28 - March 7... shared the team lead in points (1-12-13) during the team's nine-game winning streak Feb. 18 - March 7.

CAREER

2018-19: Recorded a career-high five points (2G, 3A) in a 7-4 win on Oct. 10 at OTT... recorded a three-point game (1G, 2A) on Oct. 20 vs. NJD... went on a four-game point streak (1G, 3A) from Nov. 1 to Nov. 8... posted a seven-game point streak (3G, 5A) from Nov. 27 to Dec. 14... played in his 800th game on Dec. 18 vs. DET... recorded an assist for his 600th career point on Dec. 22 vs. CBJ... posted the game-winning goal on Feb. 4 vs. VAN... scored with 18.2 seconds left in the third period to force overtime on Feb. 7 vs. LAK... recorded the tying goal and two assists in the 4-3 Stadium Series win on Feb. 23 vs. PIT... posted a six-game point streak (4G, 8A) from Feb. 23 to Mar. 15... missed a game March 3 at NYI with a lower-body injury, snapping a 242-game streak dating back to the 2015-16 season. **2017-18:** Set career highs in points (85) and assists (65) and tied his career high in goals (20)... played all 82 games for the second consecutive season, marking the fifth season as a Flyer in which he has not missed a game including 48 in 2012-13... has only missed 13 games in the last seven years... his 65 assists is the second-most by a Flyer since 2011-12, behind only Claude Giroux's 68 this year... recorded a point in 53 out of 82 games, including six three-point games and 20 two-point games... recorded his 400th point as a Flyer Dec. 29 at TBL, becoming the 19th player in team history to reach the milestone... Posted an eight-game scoring streak Jan. 23 – Feb. 10 (3-8-11)... played his 500th game as a Flyer Feb. 10 at ARI... scored his ninth-career OT GWG Feb. 20 vs. MTL, doing so after tying the game with 1:25 to play; becoming the second player in franchise history to score a game-tying goal in the final two minutes of regulation and then score the game-winner in overtime... concluded the season on a four-game scoring streak (1-4-5). **2016-17:** Posted a three-point game (2G, 1A) Oct. 22 vs. CAR... part of a four-game scoring streak Oct. 18-24 (3-4-7)... consecutive two-assist games Nov. 5 at MTL and Nov. 8 vs. DET... 1G, 1A Nov. 12 vs. MIN... recorded a total of 17 points (7G, 10A) over the first 16 games of the season, including six multi-point games... posted a three-game scoring streak (1-4-5) Nov. 11 – Dec. 1... recorded consecutive four-point games, each of 1G & 3A, Dec. 8 vs. EDM & Dec. 10 vs. DAL, becoming the first Flyer to record eight points in a two-game span since Feb. 2009 (M. Richards) and the first Flyer to have consecutive four-point games since Eric Lindros on 12/31/97 & 1/3/98... following Dec. 10 game, ranked second in the NHL in scoring, and was named NHL First Star of the Week for week ending Dec. 11... 2G Jan. 4 vs. NYR... 3G over four games Feb. 25 – Mar. 2. **2015-16:** Snapped a long goal-scoring drought with OT GWG Nov. 14 at CAR... recorded six-game scoring streak Dec. 11-27... recorded 1G, 2A and 7 shots Dec. 15 vs. CAR... recorded 1G, 1A Jan. 21 at PIT... recorded 3A Feb. 2 vs. MTL... Had eight points in four games from Jan. 27th - Feb. 6th... Missed nine games due to a lower body injury (Feb. 27th - Mar. 16th). Recorded seven points in his last 13 games after returning from his lower body injury. **2014-15:** Appeared in all 82 games, his third consecutive perfect season... Led the team in points (82) and assists (59) while finishing third in goals (22)... assist total was second-most in the NHL, and also finished fourth in the league in points... Won the Bobby Clarke Trophy as team MVP for the second time in three seasons as well as the Gene Hart Memorial Award... made his first career All-Star appearance when he represented the Flyers at the 2015 Bridgestone NHL All-Star Weekend... Played his 500th NHL game on Jan. 31 vs. TOR... Participated in his second career NHL fight Jan. 20 vs. PIT... Reached 200 points as a Flyer on Dec. 23 at MIN... Tied a career high with four assists on Dec. 20 at TOR... Recorded his 300th point in the NHL on Oct. 25 vs. DET... Became only the sixth Flyer in team history to record 10 multi-point games over the first 19 games of the season, joining Peter Forsberg, Brian Propp, Tim Kerr, Mark Recchi and Bobby Clarke... Recorded a career-high 10-game scoring streak from Oct. 22 - Nov. 15... Recorded a three-point night, 1G, 2A in a 6-5 OTW at Dallas on Oct. 18... Became the first Flyer in three years (Chris Pronger, 2011) to record at least a point in each of the team's first five games of the season. **2013-14:** Finished 2nd on the team in points (62), 3rd in goals (23), 2nd in assists (39)... Appeared in all 82 games... Played his 200th game as a Flyer on March 30 vs. BOS... Registered his 100th NHL goal on March 26 at NYR... Won the Yanick Dupre Class Guy Memorial Award for the Flyer who best illustrates character, dignity and respect for the sport on and off the ice... Picked up his third multi-goal game of the season on Jan. 11 vs. TBL... Recorded a career-high nine-game scoring streak (6-9-15) from Dec. 9-28... Recorded three points (1G, 2A) in the third period on Dec. 19 vs. CBJ, the third time in his career he's had three points in a period... Reached his 400th game in the NHL on Dec. 15 at WSH... Reached 100 points as a Flyer on Nov. 9... Recorded a five-game scoring streak (Nov. 9-19) (2G, 4A). **2012-13:** Received the Bobby Clarke Trophy as the team's most valuable player... also won the Pelle Lindbergh Memorial Trophy as the Flyers' most improved player from the previous season, as voted by his teammates... Was one of only two Flyers to appear in all 48 regular season games... scored a career-high 22 goals, which led the Flyers and was 9th in the league... was second on the team and 18th in the league in points with 46 (22G, 24A)... Led the team and was 13th in the league with 8 PPG... Recorded his first NHL fight, along with a career-high 19 penalty minutes vs. WSH on March 31... Posted a career-high 4 assists at NYI on Feb. 18... Had a 3-game goal streak from March 2-7... Posted a 6-game point streak from Feb. 16-25... played his 100th game as a Flyer on Feb. 27 vs. WSH... Picked up 3 assists in a

93 | Jakub Voracek

5-3 win vs. WPG on Feb. 23, giving him 12 points over a 5-game span, making him the first Flyer since Peter Forsberg in 2005 to have 12 or more points in a 5-game stretch... Recorded 200th NHL point and first NHL hat trick on Feb. 20 at PIT. **2011-12 : Playoffs:** Appeared in 11 playoff games, registering 10 points (2G, 8A) along with 8 penalty minutes ... Recorded GWG April 11 vs. PIT...**Regular Season:** Played in his 300th NHL game on Feb. 23 at EDM... recorded 2 assists vs. OTT on Jan. 7, including 1 to set up Danny Briere's GWG in overtime....was plus-3 Nov.25 vs. MTL... posted a 3-point night (1G 2A) Nov. 5 vs. CBJ... scored GWG Oct. 6 at BOS in 1st game as a Flyer. **2010-11:** After being a healthy scratch Dec. 27-30, he had 8-17-25 in the 44 games past compared to 1-5-6 the 15 games prior to the scratches. CBJ was 9-1-3 when he scored a goal, 22-6-7 when he notched a point; is 19-5-3 all-time when he notched a multi-point game. **2009-10:** Appeared in 81 games for CBJ...posted 50 points (16G,34A) along with 26 PIM. **2008-09:** Played 80 games for CBJ... registered 38 points (9G,29A) and 44 PIM.

CAREER RECORD

YEAR	TEAM	LEAGUE	REGULAR SEASON					PLAYOFFS				
			GP	G	A	PTS	PIM	GP	G	A	PTS	PIM
2002-03	Kladno	Czech U18	2	1	1	2	2	2	1	1	2	0
2003-04	Kladno	Czech U18	52	30	24	54	28	2	0	0	0	2
2004-05	Kladno	Czech	46	28	46	74	50	8	6	4	10	16
2005-06	Kladno	Czech	1	0	0	0	0	--	--	--	--	--
2006-07	Halifax	QMJHL	59	23	63	86	26	12	7	17	24	6
2007-08	Halifax	QMJHL	53	33	68	101	42	15	5	13	18	14
2008-09	Columbus	NHL	80	9	29	38	44	4	0	1	1	8
2009-10	Columbus	NHL	81	16	34	50	26	--	--	--	--	--
2010-11	Columbus	NHL	80	14	32	46	26	--	--	--	--	--
2011-12	FLYERS	NHL	78	18	31	49	32	11	2	8	10	8
2012-13	FLYERS	NHL	48	22	24	46	35	--	--	--	--	--
2013-14	FLYERS	NHL	82	23	39	62	22	7	2	2	4	4
2014-15	FLYERS	NHL	82	22	59	81	78	--	--	--	--	--
2015-16	FLYERS	NHL	73	11	44	55	38	6	1	0	1	4
2016-17	FLYERS	NHL	82	20	41	61	56	--	--	--	--	--
2017-18	FLYERS	NHL	82	20	65	85	50	6	0	3	3	6
2018-19	FLYERS	NHL	78	20	46	66	25	--	--	--	--	--
2019-20	FLYERS	NHL	69	12	44	56	31					
FLYERS TOTALS			592	145	354	499	345	23	3	11	14	18
NHL TOTALS			915	207	488	695	463	34	5	14	19	30

MISCELLANEOUS STATS

MISCELLANEOUS STATS			REGULAR SEASON										PLAYOFFS		
YEAR	TEAM	LEAGUE	PP	SH	GW	S	S%	+/-	TF	F%	MIN	PP	SH	GW	
2008-09	Columbus	NHL	0	0	1	101	8.9	11	3	0	12:40	0	0	0	
2009-10	Columbus	NHL	4	0	1	154	10.4	-7	6	33.3	15:37	--	--	--	
2010-11	Columbus	NHL	2	0	2	183	7.7	-3	65	36.9	16:58	--	--	--	
2011-12	FLYERS	NHL	0	0	2	190	9.5	11	23	30.4	16:17	1	0	1	
2012-13	FLYERS	NHL	8	0	3	129	17.1	-7	5	40	17:15	--	--	--	
2013-14	FLYERS	NHL	8	0	2	235	9.8	11	6	66.7	18:36	1	0	1	
2014-15	FLYERS	NHL	11	0	3	221	10	1	9	66.7	8:24	--	--	--	
2015-16	FLYERS	NHL	1	0	2	213	5.2	-5	6	50	18:35	0	0	0	
2016-17	FLYERS	NHL	5	0	3	253	7.9	-24	14	21.4	19:05	--	--	--	
2017-18	FLYERS	NHL	5	0	3	228	8.8	10	34	44.1	19:27	0	0	0	
2018-19	FLYERS	NHL	4	0	2	210	9.5	-16	30	40.0	18:40	--	--	--	
2019-20	FLYERS	NHL	4	0	3	132	9.1	14	20	35.0	17:03				
FLYERS TOTALS			46	46	23	1811	9.3	-5	147	40.1	18:05	2	0	2	
NHL TOTALS			52	0	27	2249	9.2	-4	221	38.5	17:18	2	0	2	



3 | Andy Welinski

– DEFENSE –

BIRTHDATE: April 27th, 1993 | **BIRTHPLACE:** Duluth, MN

HEIGHT: 6'1" | **WEIGHT:** 201 | **SHOOTS:** Right

ACQUIRED: Free Agent – signed July 1, 2019

2019-20

Appeared in 42 games for Lehigh Valley in his first season with the Flyers organization... finished second on the team in scoring among defensemen... recorded 13 points (5G, 8A) over a 15-game span from Nov. 1 - Dec. 6, including two two-assist games... recorded five points (3G, 2A) in a four-game stretch from Feb. 14-19.

CAREER


2018-19: Appeared in 26 games for Anaheim, recording one goal and three assists... scored his first NHL goal on Mar. 29 at CGY... played a career-high 27:26 on Mar. 30 at EDM... posted eight goals and eleven assists in 27 games for San Diego... recorded a three-point (2G, 1A) on Oct. 13 at ONT... went on a three-game point streak (2G, 3A) from Oct. 13 to Oct. 20... tallied at least a point in six out of seven games (3G, 4A) from Nov. 23 to Dec. 27... posted a goal and an assist on Mar. 6 vs. STK.

2017-18: Appeared in seven games in his rookie NHL season with Anaheim, earning two assists... became the first Ducks rookie to record a point in his first two career games since Alex Grant (Nov. 30-Dec. 11, 2013), Dec. 11-14, 2017... made his NHL debut and earned his first career NHL point (assist) in a 3-2 win, Dec. 11, 2017 vs. CAR... became the seventh player drafted by Anaheim in 2011 to play in at least one NHL game. **2016-17:** Posted six goals and 23 assists in 63 games for San Diego... recorded two assists in his first game of the season with San Diego... registered a goal and an assist on Oct. 29 at MB... posted a goal and

CAREER RECORD

CAREER RECORD

			REGULAR SEASON					PLAYOFFS					
YEAR	TEAM	LEAGUE	GP	G	A	PTS	PIM		GP	G	A	PTS	PIM
2008-09	Duluth East	USHS-MN	19	4	11	15	10		3	0	4	4	2
2009-10	Team North	UMHSEHL	23	2	2	4	34		--	--	--	--	--
	Duluth East	USHS-MN	19	3	12	15	16		6	2	7	9	2
2010-11	Green Bay	USHL	51	6	8	14	14		11	2	0	2	4
2011-12	Green Bay	USHL	54	15	22	37	37		12	2	2	4	14
2012-13	Minnesota-Duluth	WCHA	38	4	14	18	24		--	--	--	--	--
2013-14	Minnesota-Duluth	NCHC	36	5	14	19	51		--	--	--	--	--
2014-15	Minnesota-Duluth	NCHC	40	9	12	21	24		--	--	--	--	--
2015-16	Minnesota-Duluth	NCHC	40	6	13	19	45		--	--	--	--	--
	San Diego	AHL	5	0	1	1	2		8	0	2	2	4
2016-17	San Diego	AHL	63	6	23	29	16		10	0	3	3	0
2017-18	San Diego	AHL	51	10	24	34	22		--	--	--	--	--
	Anaheim	NHL	7	0	2	2	0		3	0	0	0	0
2018-19	Anaheim	NHL	26	1	3	4	8		--	--	--	--	--
	San Diego	AHL	27	8	11	19	16		16	3	7	10	12
2019-20	PHANTOMS	AHL	42	8	13	21	10		--	--	--	--	--
	USHL TOTALS		105	21	30	51	51		23	4	2	6	18
COLLEGIATE TOTALS			154	24	53	77	144		0	0	0	0	0
AHL TOTALS			188	32	72	104	66		34	3	12	15	16
NHL TOTALS			33	1	5	6	8		3	0	0	0	0



54 | Egor Zamula

— DEFENSE —

BIRTHDATE: March 30, 2000 | **BIRTHPLACE:** Chelyabinsk, Russia

HEIGHT: 6'3" | **WEIGHT:** 172 | **SHOOTS:** Left

ACQUIRED: Free Agent - signed September 20, 2018

2019-20

Appeared in 28 games for Calgary of the Western Hockey League before undergoing season-ending surgery following the 2020 World Junior Championships... scored seven goals and added 21 assists for 28 points with Calgary and added two goals and three assists for five points in seven games for Russia at the WJC... started the WHL season with a nine-game point streak (4G, 9A) Sept. 21 - Oct. 20... posted a five-game assist streak (8A) Nov. 17-29.

CAREER

2018-19: Attended the Calgary Flames' 2018 development camp... invited to the Flyers' 2018 rookie and main training camps on an Amateur Try-Out... played 18:35 in the club's rookie game vs. NYI Sept. 17 and 14:47 at NYR on Sept. 19... signed an entry-level contract with the Flyers on Sept. 20... after returning to Calgary, went on to record 10 goals and 46 assists for 56 points in 61 games to rank 7th in the WHL in scoring among defensemen... started the season without a point in eight games and went on to achieve his season totals over the final 53... recorded three 3-point games and a total of 18 multi-point games... contributed seven assists in 11 playoff games. **2017-18:** Split the season between Calgary and Regina of the WHL, picking up a total of two goals and 16 assists for 18 points... claimed off import waivers from Regina by Calgary on Jan. 9. **2016-17:** Appeared in 36 games for Metallurg Magnitogorsk in Russia's U-17 level, picking up three goals and 23 assists for 26 points.

CAREER RECORD

YEAR	TEAM	LEAGUE	REGULAR SEASON					PLAYOFFS				
			GP	G	A	PTS	PIM	GP	G	A	PTS	PIM
2015-16	Traktor Chelyabinsk	Russia U16	5	0	0	0	2	--	--	--	--	--
	Metallurg	Russia U16	15	0	8	8	8	--	--	--	--	--
	Metallurg	Russia U17	3	0	1	1	0	--	--	--	--	--
2016-17	Metallurg	Russia U17	36	3	23	26	28	--	--	--	--	--
2017-18	Regina	WHL	38	0	7	7	14	--	--	--	--	--
	Calgary	WHL	31	2	9	11	24	--	--	--	--	--
	Russia U18	WJC-18	5	1	1	2	4	--	--	--	--	--
	Russia U18 (all)	International-Jr	6	1	1	2	4	--	--	--	--	--
2018-19	Calgary	WHL	61	10	46	56	27	11	0	7	7	4
2019-20	Calgary	WHL	28	7	21	28	14	--	--	--	--	--
	RUSSIA U16 TOTALS		20	0	8	8	10	0	0	0	0	0
	RUSSIA U17 TOTALS		39	3	24	27	28	0	0	0	0	0
	RUSSIA U18 TOTALS		11	2	2	4	8	0	0	0	0	0
	WHL TOTALS		158	19	83	102	79	11	0	7	7	4

2019-20 FLYERS FINAL REGULAR SEASON STATISTICS

#	POS	PLAYER	GP	G	A	P	+/-	PIM	PP	SH	GW	S	S%
11	C	TRAVIS KONECNY	66	24	37	61	-1	28	5	0	3	141	17.0
14	C	SEAN COUTURIER	69	22	37	59	21	30	4	0	4	185	11.9
93	R	JAKUB VORACEK	69	12	44	56	14	31	4	0	3	132	9.1
28	R	CLAUDE GIROUX	69	21	32	53	7	28	7	1	6	197	10.7
13	R	KEVIN HAYES	69	23	18	41	-6	34	4	4	5	175	13.1
25	L	JAMES VAN RIEMSDYK	66	19	21	40	5	8	4	0	2	151	12.6
9	D	IVAN PROVOROV	69	13	23	36	11	24	7	0	3	150	8.7
15	D	MATT NISKANEN	68	8	25	33	15	29	4	1	0	126	6.3
21	L	SCOTT LAUGHTON	49	13	14	27	13	26	0	0	2	74	17.6
38	C	DEREK GRANT	56	15	10	25	1	30	2	3	5	94	16
6	D	TRAVIS SANHEIM	69	8	17	25	4	32	0	0	0	110	7.3
49	L	*JOEL FARABEE	52	8	13	21	6	39	1	0	1	81	9.9
12	L	MICHAEL RAFFL	58	8	12	20	-2	14	0	1	2	66	12.1
18	C	TYLER PITLICK	63	8	12	20	11	12	0	0	1	76	10.5
61	D	JUSTIN BRAUN	62	3	16	19	-2	18	0	0	0	70	4.3
23	L	OSKAR LINDBLOM	30	11	7	18	4	4	3	0	0	72	15.3
5	D	*PHILIPPE MYERS	50	4	12	16	17	30	0	0	0	78	5.1
62	R	*NICOLAS AUBE-KUBEL	36	7	8	15	1	19	2	0	1	48	14.6
44	C	NATE THOMPSON	70	4	11	15	-1	30	0	0	1	67	6
8	D	ROBERT HAGG	49	3	10	13	14	30	1	0	0	38	7.9
53	D	SHAYNE GOSTISBEHERE	42	5	7	12	-4	20	1	0	1	73	6.8
37	G	BRIAN ELLIOTT	31	0	1	1	0	2	0	0	0	0	0
55	D	*SAMUEL MORIN	1	0	0	0	-1	0	0	0	0	0	0
79	G	CARTER HART	43	0	0	0	0	0	0	0	0	0	0

#	GOALTENDER	GP	MIN	GAA	W	L	OT	EN	SO	GA	SA	SV%
79	CARTER HART	43	2356	2.42	24	13	3	3	1	95	1100	.914
37	BRIAN ELLIOTT	31	1674	2.87	16	7	4	5	2	80	796	.899
34	ALEX LYON	3	135	3.56	1	1	0	0	0	8	73	.890

2019-20 PHANTOMS FINAL REGULAR SEASON STATISTICS

PLAYER	POS	GP	G	A	PTS	+/-	PIM	PPG	SHG	PT/G	S	S%
GREG CAREY	LW	57	15	15	30	-14	22	6	0	0.53	180	8.3
MORGAN FROST	C	41	13	16	29	0	20	2	0	0.71	90	14.4
CAL O'REILLY	C	52	6	23	29	-4	8	1	1	0.56	73	8.2
MIKHAIL VOROBYEV	C	45	12	16	28	9	34	2	2	0.62	72	16.7
KYLE CRISCUOLO	C	40	8	16	24	12	14	1	0	0.6	89	9
TYLER WOTHERSPOON	D	54	4	18	22	9	26	0	0	0.41	76	5.3
MAKSIM SUSHKO	RW	53	11	10	21	7	32	0	1	0.4	70	15.7
ANDY WELINSKI	D	42	8	13	21	2	10	1	0	0.5	89	9
DAVID KASE	RW	51	7	12	19	-2	14	0	0	0.37	90	7.8
ANDY ANDREOFF	LW	39	11	7	18	-3	35	4	0	0.46	83	13.3
MARK FRIEDMAN	D	45	3	15	18	2	30	1	0	0.4	96	3.1
CHRIS BIGRAS	D	39	2	14	16	-7	22	0	0	0.41	57	3.5
ISAAC RATCLIFFE	LW	53	6	9	15	-9	40	0	1	0.28	92	6.5
GERMAN RUBTSOV	C	42	2	11	13	-4	20	0	0	0.31	53	3.8
REECE WILLCOX	D	56	2	11	13	-8	12	0	1	0.23	57	3.5
CARSEN TWARYNSKI	LW	31	7	5	12	1	12	1	0	0.39	55	12.7
GERRY FITZGERALD	C	40	7	4	11	2	10	0	0	0.28	60	11.7
PASCAL LABERGE	C	23	7	3	10	-6	14	1	0	0.43	38	18.4
NATE PROSSER	D	59	1	9	10	-4	47	0	0	0.17	51	2
CONNOR BUNNAMAN	C	29	6	3	9	-21	12	1	2	0.31	67	9
KURTIS GABRIEL	RW	53	5	4	9	-6	92	0	0	0.17	45	11.1
MAX WILLMAN	LW	24	3	6	9	-3	18	0	0	0.38	47	6.4
NICOLAS AUBE-KUBEL	RW	26	5	3	8	4	20	0	1	0.31	50	10
T.J. BRENNAN	D	28	1	7	8	-3	42	0	0	0.29	74	1.4
JAMES DE HAAS	D	28	2	5	7	2	18	0	0	0.25	28	7.1
JOEL FARABEE	LW	5	3	1	4	3	2	1	0	0.8	13	23.1
MATTHEW STROME	LW	19	2	2	4	-7	4	2	0	0.21	20	10
PHILIPPE MYERS	D	6	0	4	4	8	4	0	0	0.67	11	0
ERIC KNODEL	D	10	0	4	4	5	0	0	0	0.4	3	0
CHRIS STEWART	RW	6	1	2	3	4	0	0	0	0.5	2	50
STEVEN SWAVELY	C	14	1	2	3	1	2	0	0	0.21	9	11.1
JEAN-FRANCOIS BERUBE	G	29	0	2	2	0	0	0	0	0.07	0	0
SHAYNE GOSTISBEHERE	D	2	0	1	1	-1	0	0	0	0.5	5	0
DAVID DRAKE	D	1	0	0	0	-2	0	0	0	0	1	0
FELIX SANDSTROM	G	1	0	0	0	0	0	0	0	0	0	0
SAMUEL MORIN	D	3	0	0	0	-1	2	0	0	0	4	0
KIRILL USTIMENKO	G	5	0	0	0	0	0	0	0	0	0	0
ALEX LYON	G	32	0	0	0	0	2	0	0	0	0	0

GOALIE	GP	MIN	W	L	OT	SO	EN	GA	GAA	SA	SVS	SV%
JEAN-FRANCOIS BERUBE	29	1642	12	11	4	3	4	70	2.56	743	673	.906
ALEX LYON	32	1763	11	14	5	1	6	79	2.69	903	824	.913
KIRILL USTIMENKO	5	297	1	3	1	0	1	19	3.84	171	152	.889
FELIX SANDSTROM	1	19	0	0	0	0	0	0	0.00	7	7	1.000

2019-20 **FLYERS** REGULAR SEASON RESULTS

#	DATE	H/R	OPP	RES	GFGA	PTS	REC	PHI SCORERS	W. GOALTENDER	W. GOALSCORER	ATT
1	10/4/19	H	CHI	W	4 3	2	1-0-0	11,23p,11,12	79 C. Hart	12 M. Raffl	17,463
2	10/9/19	H	NJD	W	4 0	4	2-0-0	9p,13p,14,11	79 C. Hart	9 I. Provorov	19,658
3	10/12/19	R	VAN	L SO	2 2	5	2-0-1	81,23p	25 J. Markstrom	70 T. Pearson	18,652
4	10/15/19	R	CGY	L	1 3	5	2-1-1	15	33 D. Rittich	88 A. Mangiapane	17,771
5	10/16/19	R	EDM	L	3 6	5	2-2-1	93p,23,93p	19 M. Koskinen	93 R. Nugent-Hopkins	17,107
6	10/19/19	H	DAL	L	1 4	5	2-3-1	14	30 B. Bishop	23 E. Lindell	18,003
7	10/21/19	H	VGK	W	6 2	7	3-3-1	11p,13,12, 15p,23,12	37 B. Elliott	12 M. Raffl	16,780
8	10/24/19	R	CHI	W	4 1	9	4-3-1	23,28,13,25	37 B. Elliott	28 C. Giroux	21,315
9	10/26/19	H	CBJ	W	7 4	11	5-3-1	93,25p,53, 25,13s,12,11p	37 B. Elliott	13 K. Hayes	17,840
10	10/27/19	R	NYI	L	3 5	11	5-4-1	93,11,28	40 S. Varlamov	6 R. Pulock	12,055
11	10/29/19	R	PIT	L	1 7	11	5-5-1	23	30 M. Murray	19 J. McCann	18,560
12	11/1/19	R	NJD	W SO	3 3	13	6-5-1	23,14,49	79 C. Hart	14 S. Couturier	14,624
13	11/2/19	H	TOR	L SO	3 3	14	6-5-2	9p,28p,6	31 F. Andersen	18 A. Johnsson	18,441
14	11/5/19	H	CAR	W	4 1	16	7-5-2	14p,11,49,28	79 C. Hart	11 T. Konecny	16,172
15	11/7/19	H	MTL	W OT	3 2	18	8-5-2	5,25,14	79 C. Hart	14 S. Couturier	16,788
16	11/9/19	R	TOR	W SO	2 2	20	9-5-2	5,23p	37 B. Elliott	14 S. Couturier	19,279
17	11/10/19	R	BOS	W SO	2 2	22	10-5-2	11,5	79 C. Hart	49 J. Farabee	17,193
18	11/13/19	H	WSH	L SO	1 1	23	10-5-3	28p	70 B. Holtby	92 E. Kuznetsov	18,159
19	11/15/19	R	OTT	L	1 2	23	10-6-3	18	31 A. Nilsson	78 F. Chlapik	10,664
20	11/16/19	H	NYI	L SO	3 3	24	10-6-4	14,9p,23	1 T. Greiss	7 J. Eberle	19,023
21	11/19/19	R	FLA	L	2 5	24	10-7-4	6,48	72 S. Bobrovsky	16 A. Barkov	11,515
22	11/21/19	R	CAR	W	5 3	26	11-7-4	28,9p,48s, 28,13	37 B. Elliott	28 C. Giroux	14,734
23	11/23/19	H	CGY	L SO	2 2	27	11-7-5	93,13	33 D. Rittich	19 M. Tkachuk	17,198
24	11/25/19	H	VAN	W	2 1	29	12-7-5	14,93	79 C. Hart	93 J. Voracek	17,083
25	11/27/19	R	CBJ	W	3 2	31	13-7-5	18,21,28p	37 B. Elliott	28 C. Giroux	14,975
26	11/29/19	H	DET	W	6 1	33	14-7-5	21,53p,14, 13,23,25	79 C. Hart	53 S. Gostisbehere	18,566
27	11/30/19	R	MTL	W OT	4 3	35	15-7-5	23,13,11,9	37 B. Elliott	9 I. Provorov	21,213
28	12/3/19	H	TOR	W	6 1	37	16-7-5	21,28,11,49,53,25	79 C. Hart	28 C. Giroux	15,811
29	12/5/19	H	ARI	L	1 3	37	16-8-5	15	35 D. Kuemper	83 C. Garland	17,440
30	12/7/19	H	OTT	W	4 3	39	17-8-5	11,53,9,21	79 C. Hart	21 S. Laughton	18,031
31	12/11/19	R	COL	L	1 3	39	17-9-5	28	39 P. Francouz	96 M. Rantanen	17,905
32	12/14/19	R	MIN	L	1 4	39	17-10-5	25	32 A. Stalock	12 E. Staal	17,140
33	12/15/19	R	WPG	L	3 7	39	17-11-5	15p,25,53	37 C. Hellebuyck	55 M. Scheifele	15,325
34	12/17/19	H	ANA	W	4 1	41	18-11-5	28,72,93,14	79 C. Hart	72 D. Kase	18,449
35	12/19/19	H	BUF	W	6 1	43	19-11-5	24,25,15p, 9p,18,25p	79 C. Hart	25 J. van Riemsdyk	18,124
36	12/21/19	R	OTT	W SO	4 4	45	20-11-5	13p,25,93,25	37 B. Elliott	14 S. Couturier	11,203
37	12/23/19	H	NYR	W	5 1	47	21-11-5	6,13,6,13,62p	79 C. Hart	13 K. Hayes	19,776
38	12/28/19	R	SJS	L	1 6	47	21-12-5	9p	31 M. Jones	46 J. Kellman	16,819
39	12/29/19	R	ANA	W OT	2 1	49	22-12-5	14,13	37 B. Elliott	13 K. Hayes	16,238
40	12/31/19	R	LAK	L	3 5	49	22-13-5	61,28p,21	32 J. Quick	9 A. Kempe	17,982
41	1/2/20	R	VGK	L	4 5	49	22-14-5	28,11,14,14p	29 M. Fleury	9 C. Glass	18,415
42	1/4/20	R	ARI	L	2 6	49	22-15-5	18,61	32 A. Raanta	9 C. Keller	17,125
43	1/7/20	R	CAR	L OT	4 5	50	22-15-6	11,12,62,6	47 J. Reimer	19 D. Hamilton	15,072
44	1/8/20	H	WSH	W	3 2	52	23-15-6	11,8,13s	79 C. Hart	13 K. Hayes	18,595
45	1/11/20	H	TBL	L	0 1	52	23-16-6		88 A. Vasilevskiy	14 P. Maroon	19,866
46	1/13/20	H	BOS	W SO	5 5	54	24-16-6	13p,6,12,82,6	79 C. Hart	11 T. Konecny	19,246
47	1/15/20	R	STL	W OT	4 3	56	25-16-6	18,12,11p,93	37 B. Elliott	93 J. Voracek	18,096
48	1/16/20	H	MTL	L	1 4	56	25-17-6	49	34 A. Lyon	17 I. Kovalchuk	17,377
49	1/18/20	H	LAK	W	4 1	58	26-17-6	11,11,49p,25p	37 B. Elliott	11 T. Konecny	19,602
50	1/21/20	H	PIT	W	3 0	60	27-17-6	93,25,61	37 B. Elliott	93 J. Voracek	19,120
51	1/31/20	R	PIT	L OT	3 4	61	27-17-7	93p,18,21	37 B. Elliott	87 S. Crosby	18,647

2019-20 FLYERS REGULAR SEASON RESULTS

#	DATE	H/R	OPP	RES	G	F	G	A	PTS	REC	PHI SCORERS	W. GOALTENDER	W. GOALSCORER	ATT
52	2/1/20	H	COL	W	6	3	63	28	17-7		15,13p,49, 49,13s,21	34 A. Lyon	49 J. Farabee	19,745
53	2/3/20	R	DET	W	3	0	65	29	17-7		21,13s,15s	37 B. Elliott	21 S. Laughton	17,526
54	2/6/20	H	NJD	L	0	5	65	29	18-7			29 M. Blackwood	20 B. Coleman	19,070
55	2/8/20	R	WSH	W	7	2	67	30	18-7		14p,12,14, 25,62,11,28p	37 B. Elliott	14 S. Couturier	18,573
56	2/10/20	H	FLA	W	4	1	69	31	18-7		9,25,6,28s	79 C. Hart	25 J. van Riemsdyk	17,867
57	2/11/20	R	NYI	L	3	5	69	31	19-7		11,8,14	40 S. Varlamov	6 R. Pulock	12,228
58	2/13/20	R	FLA	W	6	2	71	32	19-7		25,18,62, 21,14,8p	79 C. Hart	62 N. Aube-Kubel	15,556
59	2/15/20	R	TBL	L	3	5	71	32	20-7		9p,25p,28	88 A. Vasilevskiy	21 B. Point	19,092
60	2/18/20	H	CBJ	W	5	1	73	33	20-7		13,14,5,11,93p	79 C. Hart	14 S. Couturier	18,273
61	2/20/20	R	CBJ	W	4	3	75	34	20-7		11,62,28p,13	37 B. Elliott	13 K. Hayes	18,365
62	2/22/20	H	WPG	W	4	2	77	35	20-7		21,21,14,18	79 C. Hart	14 S. Couturier	19,870
63	2/25/20	H	SJS	W	4	2	79	36	20-7		62p,13,11,13	79 C. Hart	11 T. Konecny	18,290
64	2/28/20	H	NYR	W	5	2	81	37	20-7		14,25,28,28p,13	79 C. Hart	28 C. Giroux	19,581
65	3/1/20	R	NYR	W	5	3	83	38	20-7		15p,14p,12s, 38,11p	79 C. Hart	38 D. Grant	18,006
66	3/4/20	R	WSH	W	5	2	85	39	20-7		11p,13,18,9,21	37 B. Elliott	18 T. Pitlick	18,573
67	3/5/20	H	CAR	W	4	1	87	40	20-7		9,12,62,14	79 C. Hart	12 M. Raffl	18,900
68	3/7/20	H	BUF	W	3	1	89	41	20-7		28,28,49	79 C. Hart	28 C. Giroux	19,781
69	3/10/20	H	BOS	L	0	2	89	41	21-7			40 T. Rask	48 M. Grzelcyk	19,689

2019-20 FLYERS INDIVIDUAL GAME-BY-GAME

DATE	OPP.	MYERS #5	SANHEIM #6	HAGG #8	PROVOROV #9	ANDREOFF #10	KONECNY #11	RAFFL #12
Oct 4	Vs CHI		0-0,2/2 19:54	0-1,1/1 14:56	0-1,3/-1 23:55		2-1,3/1 16:41	1-0(W),4/1 10:11
Oct 9	Vs NJD		0-0,2/1 20:03	0-0,0/0 17:17	1-1(W),2/1 22:28		1-1,2/2 15:27	0-0,0/0 08:36
Oct 12	@ VAN		0-1,2/0 22:36	0-0,2/0 16:16	0-0,4/-1 24:31		0-1,2/-1 17:44	0-0,0/-1 10:44
Oct 15	@ CGY		0-0,0/-1 21:11	0-0,0/0 16:17	0-0,2/-2 23:15		0-1,0/-1 17:12	0-0,2/0 10:40
Oct 16	@ EDM		0-0,3/-1 18:59	0-0,0/0 14:50	0-1,0/0 23:44		0-0,2/-1 20:11	0-0,3/-1 12:23
Oct 19	Vs DAL		0-0,2/-1 19:34	0-0,2/1 15:42	0-0,2/-1 24:07		0-1,1/0 19:53	0-0,1/0 10:35
Oct 21	Vs VGG		0-1,3/2 20:59	0-0,2/0 14:42	1-0(W),1/1 23:42		1-1,2/-1 16:28	1-2,2/3 11:23
Oct 24	@ CHI		0-1,0/1 19:45	0-0,0/-1 17:48	0-0,1/3 22:06		0-1,2/1 13:52	0-0,1/0 10:11
Oct 26	Vs CBJ		0-0,2/1 24:42	0-0,0/-3 14:49	0-2,3/3 21:50		1-0,5/-3 14:58	1-0,2/1 16:44
Oct 27	@ NYI		0-1,0/0 19:10	DNP	0-0,0/-1 25:02		0-1,0/-1 15:08	0-0,1/-1 12:57
Oct 29	@ PIT		0-0,2/-4 18:17	0-0,2/-1 17:27	0-0,1/-2 23:49		0-0,2/-1 17:00	0-0,1/-4 14:04
Nov 1	@ NJD	0-0,0/2 14:41	0-0,2/2 20:10	DNP	0-0,2/1 27:08		0-1,3/2 16:49	0-1,1/0 17:50
Nov 2	Vs TOR	0-0,2/0 19:11	1-0,4/-2 19:21	DNP	1-1,7/1 28:06		0-0,4/0 21:47	0-0,0/-1 14:29
Nov 5	Vs CAR	0-1,1/1 20:30	0-0,0/1 20:30	DNP	0-0,1/2 20:29		1-0(W),3/1 18:04	0-0,2/0 13:53
Nov 7	Vs MTL	1-0,4/1 16:14	0-0,1/0 17:20	DNP	0-1,4/0 23:46		0-1,3/1 18:41	0-0,0/0 09:27
Nov 9	@ TOR	1-0,1/1 19:54	0-0,2/0 22:38	DNP	0-0,1/-2 25:32	0-0,4/0 11:14	0-1,4/0 17:16	0-0,1/0 10:54
Nov 10	@ BOS	1-0,2/2 19:40	0-0,3/2 21:01	DNP	0-0,3/-1 27:26	0-0,2/0 11:30	1-1,1/2 17:39	0-0,1/-1 13:42
Nov 13	Vs WSH	0-0,2/-1 19:49	0-0,1/-1 21:11	DNP	0-1,4/0 25:06	0-0,2/0 05:40	0-0,2/0 17:31	0-0,1/0 15:10
Nov 15	Vs NYI	0-0,0/1 14:12	0-0,1/1 15:01	DNP	0-0,0/-1 22:40	0-1,0/1 07:55	0-0,2/-1 17:24	0-0,0/1 11:16
Nov 16	Vs NYJ	DNP	0-0,3/-1 19:50	0-0,1/0 15:17	1-1,1/1 26:32	0-0,0/0 09:46	0-0,3/0 17:26	0-0,2/0 13:49
Nov 19	@ FLA	0-1,1/1 16:21	1-0,3/-1 20:28	DNP	0-0,2/-2 27:10	0-0,0/-1 05:09	0-1,2/0 18:07	0-0,3/-3 12:44
Nov 21	@ CAR	0-1,1/0 13:23	0-0,0/0 17:18	0-0,0/0 08:58	1-0,1/2 26:27	DNP	0-3,4/0 18:12	0-1,0/1 13:16
Nov 23	Vs CGY	0-0,2/0 13:32	0-1,3/0 23:16	0-0,1/0 11:56	0-0,3/0 28:37	MIN	0-0,2/-1 16:41	0-0,0/0 11:13
Nov 25	Vs VAN	0-0,1/0 16:25	0-0,4/1 19:45	0-1,2/0 15:09	0-0,2/0 25:18	MIN	0-0,0/0 17:36	0-0,0/-1 09:55
Nov 27	@ CBJ	0-0,0/1 13:47	0-0,0/2 20:30	0-0,1/0 14:33	0-1,1/-2 25:20	MIN	0-1,1/1 16:25	0-1,0/1 12:07
Nov 29	Vs DET	DNP	0-0,1/0 18:30	0-1,0/1 17:35	0-1,4/3 25:39	MIN	0-0,2/0 13:39	0-0,0/0 13:06
Nov 30	@ MTL	0-0,4/0 15:07	0-0,0/0 17:34	DNP	1-0(W),2/2 27:41	MIN	1-0,3/0 16:20	0-1,0/1 12:49
Dec 3	Vs TOR	0-3,0/3 17:36	0-1,1/0 16:45	DNP	0-1,3/3 25:32	MIN	1-1,2/2 15:08	0-0,0/0 06:00
Dec 5	Vs ARI	0-0,0/0 14:30	0-0,3/0 20:36	0-0,0/0 08:13	0-0,2/0 23:10	MIN	0-0,3/0 16:26	INJ
Dec 7	Vs OTT	0-0,1/2 16:38	0-0,0/-1 18:08	DNP	1-0,2/0 26:21	MIN	1-0,1/0 03:11	INJ
Dec 11	@ COL	DNP	0-0,0/-1 19:37	0-0,0/-2 15:21	0-0,3/1 23:47	MIN	DNP	INJ
Dec 14	@ MIN	0-0,1/0 15:43	0-0,0/-1 21:48	DNP	0-0,1/-2 22:44	MIN	INJ	INJ
Dec 15	@ WPG	DNP	0-0,3/-1 20:13	0-0,1/0 17:05	0-1,4/-1 22:42	MIN	INJ	INJ
Dec 17	Vs ANA	DNP	0-1,0/2 18:35	0-0,0/1 16:24	0-1,3/1 26:10	0-0,1/0 06:42	0-1,3/2 17:02	INJ
Dec 19	Vs BUF	0-1,1/1 16:36	0-0,1/1 17:59	DNP	1-0,1/1 23:53	0-0,1/2 12:27	0-3,2/1 13:41	INJ
Dec 21	@ OTT	0-1,0/2 18:02	0-0,3/-2 22:41	0-0,2/0 14:46	0-0,3/1 26:59	0-0,0/-1 06:10	0-0,4/-1 21:20	INJ
Dec 23	Vs NYR	0-0,0/1 14:41	2-1,4/3 18:41	DNP	0-0,3/-1 23:20	0-0,0/0 08:09	0-1,2/0 18:07	INJ
Dec 28	@ SJS	0-0,0/0 16:57	0-0,0/-2 18:58	DNP	1-0,3/-2 22:40	0-0,2/-3 09:23	0-1,1/-1 18:32	INJ
Dec 29	@ ANA	DNP	0-0,1/0 19:09	0-0,1/1 15:24	0-0,1/0 28:40	0-0,1/0 07:42	0-0,2/-1 15:32	0-0,0/0 10:40
Dec 31	@ LAK	DNP	0-0,1/1 21:23	0-0,1/1 16:18	0-0,4/0 22:31	DNP	0-1,2/0 16:12	0-0,0/0 12:27
Jan 2	@ VGG	0-0,0/-1 15:37	0-0,0/-1 16:40	DNP	0-1,5/0 26:39	DNP	1-0,5/0 23:14	0-0,2/-1 12:29
Jan 4	@ ARI	0-0,2/0 15:27	0-0,3/-1 20:17	DNP	0-0,1/-3 24:42	0-0,0/0 06:16	0-0,1/-2 15:31	0-0,2/-3 12:42
Jan 7	@ CAR	0-1,0/-2 19:04	1-0,3/-3 20:17	0-1,0/3 15:29	0-0,0/-1 24:51	DNP	1-0,3/1 19:44	0-1,3/0 14:46
Jan 8	Vs WSH	0-1,0/-1 17:40	0-0,0/-2 22:47	1-0,1/1 15:45	0-0,3/2 26:23	MIN	1-0,3/0 17:07	0-1,0/1 16:14
Jan 11	Vs TBL	0-0,5/0 17:12	0-0,1/0 21:28	0-0,1/0 17:23	0-0,1/-1 26:04	MIN	0-0,2/0 20:04	0-0,2/0 11:05
Jan 13	Vs BOS	0-1,2/1 18:56	2-0,5/1 25:32	0-1,1/0 17:24	0-0,5/-1 27:00	MIN	0-1,4/-2 18:36	0-0,1/2 14:26
Jan 15	@ STL	0-0,2/-1 17:24	0-0,0/-1 24:59	0-1,1/1 17:16	0-1,2/1 27:20	MIN	1-0,3/-1 16:05	1-0,3/1 17:31
Jan 16	Vs MTL	0-0,3/-1 16:48	0-0,2/0 21:13	0-0,2/0 17:24	0-0,1/-2 24:09	MIN	0-0,1/-1 16:43	0-0,0/-1 14:05
Jan 18	Vs LAK	0-0,2/2 17:29	0-1,2/1 19:51	0-0,1/1 17:12	0-0,2/-1 24:12	MIN	2-0(W),3/2 14:50	0-0,0/-1 16:16
Jan 21	@ PIT	0-0,4/1 16:53	0-0,0/1 19:56	0-0,1/0 17:25	0-0,3/2 23:47	MIN	0-1,1/1 17:36	DNP
Jan 31	@ NYI	0-0,1/0 15:16	0-0,3/0 20:27	0-0,1/1 14:45	0-0,1/-1 27:13	MIN	0-0,0/0 19:09	0-0,2/-1 13:53
Feb 1	Vs COL	0-0,1/-1 15:25	0-0,4/1 20:58	0-1,0/0 13:06	0-0,1/3 27:00	MIN	0-1,1/-1 18:09	0-0,1/-1 10:10
Feb 3	@ DET	0-0,1/0 16:58	0-0,0/1 21:51	0-1,1/1 15:16	0-1,3/1 22:44	MIN	0-0,4/0 16:13	0-1,2/1 11:17
Feb 6	Vs NJD	0-0,4/-2 18:12	0-0,5/-3 18:55	DNP	0-0,3/-1 23:56	0-0,1/-1 11:25	0-0,0/-3 14:34	0-0,1/-1 12:39
Feb 8	@ WSH	0-0,3/2 17:11	0-0,2/1 19:50	0-0,0/2 17:08	0-0,2/1 24:12	MIN	1-1,3/1 16:16	1-0,1/1 11:49
Feb 10	Vs FLA	0-0,5/1 16:07	1-0,4/2 23:39	0-0,0/1 12:30	1-0,4/0 25:22	MIN	0-0,1/-1 17:26	0-0,1/0 10:01
Feb 11	@ NYI	0-0,2/-2 20:46	0-0,3/-2 20:04	0-1,1/1 15:13	0-1,3/-1 25:22	MIN	1-0,2/1 18:43	0-0,3/-1 11:11
Feb 13	@ FLA	0-0,0/1 19:57	0-1,0/1 11:51	1-0,2/3 18:00	0-0,0/-1 25:20	MIN	0-0,2/0 16:49	0-2,3/1 12:42
Feb 15	@ TBL	0-0,2/-1 18:35	0-1,3/0 19:43	0-0,2/-1 15:57	1-1,1/-3 24:21	MIN	0-1,1/0 18:22	0-0,1/0 08:42
Feb 18	Vs CBJ	1-0,3/2 18:15	0-1,0/3 20:05	0-1,0/1 18:10	0-0,2/0 22:49	MIN	1-2,1/2 14:59	0-0,0/1 12:23
Feb 20	@ CBJ	0-1,2/0 18:48	0-1,0/0 21:08	0-0,0/-1 19:46	0-0,2/1 24:51	MIN	1-2,4/0 16:04	0-1,0/1 10:12
Feb 22	Vs WPG	0-0,1/-1 18:37	0-0,1/1 20:38	0-1,1/2 16:11	0-1,1/2 23:42	MIN	0-0,0/0 16:13	0-0,2/1 12:40
Feb 25	Vs SJS	0-0,3/0 16:50	0-0,0/1 19:30	0-0,0/-2 14:40	0-0,2/2 25:53	MIN	1-2(W),1/3 13:56	0-0,0/-1 13:24
Feb 28	Vs NYR	0-0,1/0 20:56	0-0,1/-2 23:20	0-0,1/2 13:52	0-1,2/1 22:09	MIN	0-1,2/-1 14:19	0-0,0/0 11:43
Mar 1	@ NYR	0-0,1/1 16:31	0-2,1/1 19:36	0-0,0/0 14:32	0-1,1/1 26:06	MIN	1-1,2/0 17:20	1-0,2/1 11:02
Mar 4	@ WSH	0-0,3/1 16:49	0-0,0/2 21:31	0-0,0/-1 13:02	1-1,2/1 26:16	MIN	1-0,2/-1 15:07	0-1,2/0 14:20
Mar 5	Vs CAR	0-0,1/0 19:58	0-0,1/1 21:30	0-0,0/-1 18:17	1-0,3/3 21:53	MIN	0-0,2/0 14:40	1-0(W),2/2 12:29
Mar 7	Vs BUF	0-0,0/0 14:03	0-2,1/1 19:37	0-0,1/1 17:47	0-0,0/1 24:10	MIN	0-0,3/1 14:42	0-0,1/0 12:38
Mar 10	Vs BOS	DNP	0-0,1/-1 20:09	0-0,1/0 13:41	0-0,4/0 25:48	MIN	0-0,1/0 17:10	0-0,1/0 11:14

2019-20 FLYERS INDIVIDUAL GAME-BY-GAME

DATE	OPP.	HAYES #13	COUTURIER #14	NISKANEN #15	PITLICK #18	LAUGHTON #21	LINDBLOM #23	VOROBYEV #24
Oct 4	Vs CHI	0-0,1/0 18:33	0-0,3/-1 19:21	0-0,1/1 20:23	0-1,0/1 09:57	0-1,1/0 15:43	1-0,5/0 16:33	
Oct 9	Vs NJD	1-0,3/0 19:13	1-0,6/2 19:01	0-1,0/1 20:29	0-0,1/0 09:21	0-0,2/0 15:20	0-1,2/2 18:58	
Oct 12	@ VAN	0-0,4/0 21:48	0-0,0/-1 18:37	0-1,1/0 19:58	0-0,0/0 11:59	0-0,2/1 16:19	1-0,3/-1 17:11	
Oct 15	@ CGY	0-0,3/-1 20:37	0-1,3/-1 19:03	1-0,2/0 20:28	0-0,0/-1 09:51	0-0,0/-1 13:48	0-0,1/-1 16:41	
Oct 16	@ EDM	0-0,4/-1 16:45	0-1,8/-1 21:35	0-0,2/-2 19:13	0-0,0/0 11:23	0-0,4/0 12:37	1-0,1/-2 15:55	
Oct 19	Vs DAL	0-0,2/-2 17:49	1-0,1/0 19:50	0-0,2/-1 19:34	0-0,2/-1 11:57	0-0,1/0 16:26	0-0,1/-2 16:49	
Oct 21	Vs GHI	1-0,4/-1 15:52	0-1,0/0 17:45	1-0,5/-1 24:30	DNP	0-1,0/0 15:44	1-1,4/-1 18:20	0-1,1/3 09:36
Oct 24	@ CHI	1-0,1/1 17:43	0-0,4/0 16:00	0-0,1/3 23:14	DNP	0-1,1/1 16:57	1-0,1/1 15:56	0-0,1/0 08:42
Oct 26	Vs CBJ	1-2(W),5/2 17:57	0-0,4/-4 16:36	0-1,2/2 18:12	DNP	0-0,0/-1 06:01	0-0,2/-3 16:17	0-0,0/0 08:34
Oct 27	@ NYI	0-1,2/0 17:39	0-0,1/-1 17:34	0-0,4/-1 23:05	0-0,1/-1 13:52	DNP	0-0,3/-2 16:48	0-0,1/-1 09:27
Oct 29	@ PIT	0-0,3/-3 16:18	0-1,2/1 17:44	0-0,0/-2 22:11	0-0,0/-2 10:06	INJ	1-0,2/1 16:05	0-0,1/-3 09:02
Nov 1	@ NJD	0-0,2/0 19:41	1-1,2/2 18:00	0-1,1/1 22:14	DNP	INJ	1-1,3/2 13:55	MIN
Nov 2	Vs TOR	0-0,4/-1 19:08	0-1,2/0 21:59	0-0,2/-1 23:07	0-0,0/-1 09:10	INJ	0-1,1/1 20:12	MIN
Nov 5	Vs CAR	0-0,1/-1 16:51	1-0,2/1 18:45	0-2,1/2 21:26	0-1,1/1 08:49	INJ	0-1,2/1 16:02	MIN
Nov 7	Vs MTL	0-0,6/0 14:48	1-0(W),3/0 19:01	0-0,2/0 22:22	0-0,1/0 07:48	INJ	0-0,3/-1 18:55	0-0,0/0 07:34
Nov 9	@ TOR	0-0,1/0 20:28	0-0,1/0 18:27	0-0,0/-2 20:13	0-0,2/0 11:54	INJ	1-0,3/0 17:00	MIN
Nov 10	@ BOS	0-0,2/-1 19:24	0-2,2/2 20:22	0-0,3/-1 23:54	0-0,1/-1 12:47	INJ	0-1,1/2 18:29	MIN
Nov 13	Vs WSH	0-0,3/-1 22:19	0-0,3/0 20:31	0-0,3/0 20:26	0-0,1/0 13:46	INJ	0-0,3/0 18:41	MIN
Nov 15	@ OTT	0-0,0/0 16:54	0-0,4/-1 19:51	0-0,1/-1 22:32	1-0,1/1 09:00	INJ	0-0,3/-1 17:10	MIN
Nov 16	Vs NYI	0-0,2/-1 17:49	1-1,3/1 21:44	0-1,2/0 22:00	0-0,1/0 11:25	INJ	1-1,2/0 19:17	MIN
Nov 19	@ FLA	0-1,1/-1 19:01	0-0,7/-1 18:33	0-0,2/-3 21:56	0-0,1/-1 09:08	INJ	0-0,5/-1 17:55	MIN
Nov 19	@ CAR	1-0,1/1 16:54	0-0,0/0 18:57	0-0,2/1 22:17	0-0,1/1 12:22	INJ	0-0,2/0 18:23	MIN
Nov 23	Vs CGY	1-0,2/1 16:57	0-1,9/1 22:40	0-0,0/0 25:31	0-0,1/-1 10:48	0-0,0/0 15:13	0-0,5/-1 20:26	MIN
Nov 25	Vs VAN	0-0,0/0 15:12	1-1,1/2 20:42	0-0,3/0 25:01	0-0,1/-1 09:13	0-0,2/0 14:46	0-0,3/2 18:27	MIN
Nov 27	@ CBJ	0-0,1/0 14:11	0-0,0/0 19:18	0-0,2/-2 21:29	1-0,2/1 11:21	1-0,2/0 13:42	0-0,1/0 17:46	MIN
Nov 29	Vs DET	1-0,3/2 16:41	1-1,4/2 16:59	0-2,3/4 17:11	0-1,3/0 12:52	1-1,2/2 14:37	1-0,2/2 17:52	MIN
Nov 30	@ MTL	1-0,3/0 18:44	0-1,0/2 17:26	0-0,2/1 23:39	0-0,1/0 09:42	0-0,3/0 14:56	1-0,2/2 17:34	MIN
Dec 3	Vs TOR	0-1,0/2 16:05	0-0,2/0 20:54	0-1,0/2 22:51	0-0,1/1 08:44	1-0,1/1 17:04	0-0,1/-1 16:49	MIN
Dec 5	Vs ARI	0-0,2/0 17:36	0-1,4/1 22:18	1-0,3/0 29:29	0-0,0/0 08:13	0-0,0/-1 17:21	0-0,3/1 20:11	DNP
Dec 7	Vs OTT	0-1,3/0 21:08	0-0,2/0 20:56	0-0,4/1 26:28	0-1,0/1 14:20	1-1(W),3/1 18:20	0-0,2/0 17:38	0-0,0/-1 09:08
Dec 11	@ COL	0-0,4/-3 17:40	0-1,2/1 22:07	0-0,2/0 22:11	0-0,0/0 12:12	0-0,0/-3 15:51	DNP	0-0,1/0 08:43
Dec 14	@ MIN	0-0,2/-1 19:23	0-0,0/-2 22:55	0-0,3/-1 19:16	0-0,0/0 04:17	0-0,0/0 05:54	INJ	0-0,0/0 13:16
Dec 15	@ WPG	0-0,6/1 16:47	0-1,2/1 18:16	1-0,4/-1 20:52	DNP	DNP	INJ	0-0,2/-1 13:19
Dec 17	Vs ANA	0-0,5/0 19:10	1-1,4/2 21:58	0-0,2/1 23:26	DNP	INJ	INJ	0-0,0/0 11:02
Dec 19	Vs BUF	0-2,3/1 15:48	0-2,0/0 17:06	1-1,3/1 22:00	1-0,5/2 14:52	INJ	INJ	1-0,1/1 13:55
Dec 21	@ OTT	1-0,3/1 20:52	0-0,4/-1 26:18	DNP	0-1,2/1 13:10	INJ	INJ	0-0,0/-1 09:02
Dec 23	Vs NYR	2-0(W),3/2 18:14	0-1,2/1 22:38	0-0,2/0 21:08	0-0,1/1 12:49	INJ	INJ	0-0,0/0 11:40
Dec 28	@ SJS	0-0,3/-2 17:52	0-0,2/0 18:40	0-0,1/-2 20:12	0-0,2/-1 14:58	INJ	INJ	0-0,2/-1 14:05
Dec 29	@ ANA	1-0(W),5/0 19:14	1-0,4/1 22:38	0-0,3/-1 23:29	0-0,1/0 12:10	INJ	INJ	0-0,2/0 13:26
Dec 31	@ LAK	0-0,1/-1 14:09	0-0,1/0 20:40	0-0,0/-1 19:32	0-0,1/0 14:12	1-0,4/1 14:33	INJ	0-1,1/0 10:35
Jan 2	@ VGK	0-0,0/1 16:39	2-1,2/1 22:14	0-1,3/0 19:36	0-0,1/-1 12:24	0-0,1/-1 10:07	INJ	0-0,0/-2 08:51
Jan 4	@ ARI	0-0,2/-2 16:51	0-1,1/0 20:02	0-0,0/-2 22:49	1-0,4/0 15:08	0-0,2/-1 12:27	INJ	DNP
Jan 7	@ CAR	0-1,0/-1 16:38	0-1,2/1 19:11	0-0,0/-1 23:24	0-0,2/0 13:57	0-0,1/-1 11:01	INJ	0-0,1/-1 09:32
Jan 8	Vs BSH	1-0(W),4/0 16:22	0-1,5/0 19:55	0-0,2/2 23:52	0-0,0/1 17:12	0-0,3/2 13:18	INJ	0-0,1/0 09:07
Jan 11	Vs TBL	0-0,1/-1 19:20	0-0,1/0 21:50	0-0,1/1 21:58	0-0,0/0 12:22	0-0,0/0 11:36	INJ	MIN
Jan 13	Vs BOS	1-0,3/-2 20:21	1-2,5/2 21:41	0-0,3/-1 20:19	0-0,0/0 13:33	0-0,1/-1 14:55	INJ	MIN
Jan 15	@ STL	0-0,4/-2 19:41	0-2,2/2 21:42	0-1,2/0 24:41	0-1,0/1 11:52	1-0,3/1 16:32	INJ	MIN
Jan 16	Vs MTL	0-0,4/-1 17:43	0-0,5/-1 19:47	0-0,4/-1 21:10	0-1,0/0 10:46	0-0,1/0 15:50	INJ	MIN
Jan 18	Vs LAK	0-1,0/0 15:52	0-1,1/0 20:26	0-1,0/-1 21:30	0-0,1/0 11:36	0-0,0/0 14:50	INJ	MIN
Jan 21	Vs PIT	0-0,1/0 19:10	0-1,3/1 21:16	0-0,3/1 20:53	0-0,3/1 11:29	0-0,0/1 16:26	INJ	MIN
Jan 31	@ PIT	0-1,2/1 18:03	0-0,4/-2 19:11	0-2,1/0 23:22	1-1,2/2 09:05	1-0,3/1 15:42	INJ	MIN
Feb 1	Vs COL	2-1,2/2 16:19	0-1,3/3 20:33	1-1,3/4 24:15	0-0,2/1 11:53	1-0,1/1 13:34	INJ	MIN
Feb 3	@ DET	1-0,2/1 16:09	0-0,1/1 17:12	1-0,4/-1 22:09	0-0,1/2 13:43	1-0(W),2/1 15:31	INJ	MIN
Feb 6	Vs NJD	0-0,4/-1 17:39	0-0,3/0 17:20	0-0,3/0 21:43	0-0,1/0 14:21	0-0,5/0 16:42	INJ	MIN
Feb 8	@ WSH	0-0,3/0 17:54	2-1(W),5/2 19:19	0-1,2/0 19:58	0-1,1/0 12:22	0-0,1/-1 16:25	INJ	MIN
Feb 10	Vs FLA	0-0,2/-1 18:04	0-0,2/2 22:24	0-1,3/0 20:50	0-1,1/2 12:16	0-1,1/0 14:47	INJ	MIN
Feb 11	@ NYI	0-0,4/-1 15:39	1-0,3/-1 20:16	0-0,1/-1 20:52	0-0,5/-3 12:02	0-2,1/0 13:21	INJ	MIN
Feb 13	@ FLA	0-0,2/1 17:19	1-0,3/0 17:44	0-2,1/1 25:01	1-0,3/1 13:02	1-0,4/1 14:33	INJ	MIN
Feb 15	@ TBL	0-0,2/-1 19:05	0-1,5/-1 23:29	0-1,0/-2 21:45	0-0,0/-2 13:26	0-0,2/-2 12:22	INJ	MIN
Feb 18	Vs CBJ	1-0,2/2 18:24	1-0(W),1/1 15:48	0-0,1/1 21:38	0-0,1/0 15:21	0-0,0/0 16:05	INJ	MIN
Feb 20	@ CBJ	1-1(W),2/0 18:06	0-1,3/-1 18:40	0-1,2/0 21:30	0-0,0/0 13:54	0-0,2/0 16:42	INJ	MIN
Feb 22	Vs WPG	0-0,4/0 16:28	1-0(W),5/1 18:22	0-1,0/2 21:11	1-0,4/3 15:25	2-0,3/3 16:55	INJ	MIN
Feb 25	Vs SJS	2-1,3/3 16:30	0-0,2/-1 19:04	0-1,3/3 24:12	0-0,1/0 11:59	0-2,2/3 15:21	INJ	MIN
Feb 28	Vs NYR	1-0,6/0 16:35	1-1,3/1 17:45	0-0,3/2 21:11	0-0,2/0 13:24	0-0,2/0 15:10	INJ	MIN
Mar 1	@ NYR	0-0,0/0 16:33	1-0,2/0 18:44	1-0,3/1 22:22	0-1,1/1 14:37	0-0,1/0 16:46	INJ	MIN
Mar 4	@ WSH	1-1,5/2 17:36	0-0,2/1 21:21	0-0,0/2 22:06	1-0(W),1/1 12:06	1-0,2/0 16:35	INJ	MIN
Mar 5	Vs CAR	0-0,2/0 16:05	1-0,2/0 17:01	0-0,1/4 19:25	0-1,2/1 15:51	0-0,2/0 16:01	INJ	MIN
Mar 7	Vs BUF	0-0,1/0 16:27	0-0,5/1 20:50	0-0,0/1 22:56	0-0,1/0 13:28	0-0,1/1 13:01	INJ	MIN
Mar 10	Vs BOS	0-0,4/0 16:32	0-0,2/-1 21:31	0-0,1/0 24:25	0-0,1/0 12:05	0-0,3/0 11:58	INJ	MIN

2019-20 FLYERS INDIVIDUAL GAME-BY-GAME

DATE	OPP.	VAN RIEMSDYK #25	GIROUX #28	GRANT #38	THOMPSON #44	FROST #48	FARABEE #49	RUBTSOV #50
Oct 4	Vs CHI	0-0,2/0 15:11	0-0,3/0 17:31					
Oct 9	Vs NJD	0-0,3/0 15:37	0-1,3/0 16:59					
Oct 12	@ VAN	0-0,3/0 20:19	0-0,4/0 20:34					
Oct 15	@ CGY	0-0,6/-1 19:15	0-0,1/0 20:53					
Oct 16	@ EDM	0-0,9/-1 16:24	0-2,2/-1 20:54					
Oct 19	Vs DAL	0-0,9/0 17:46	0-1,7/0 21:52					
Oct 21	Vs VGG	0-0,3/0 13:50	0-0,4/0 16:57				0-0,3/0 14:35	
Oct 24	@ CHI	1-1,2/1 16:13	1-0(W),1/2 19:18				0-1,4/1 14:53	
Oct 26	Vs CBJ	2-1,2/2 15:59	0-1,4/4 19:01				0-0,4/1 13:45	
Oct 27	@ NYI	0-1,4/1 15:49	1-0,4/1 17:58				0-0,1/-1 16:57	
Oct 29	@ PIT	0-0,3/0 17:08	0-0,6/-1 18:41				0-0,1/-3 13:30	
Nov 1	@ NJD	0-0,1/0 18:13	0-0,3/0 21:20				1-0,3/0 16:05	0-0,1/0 08:00
Nov 2	Vs TOR	0-0,3/0 16:29	1-1,4/0 19:45				0-0,2/0 17:33	0-0,0/-1 06:54
Nov 5	Vs CAR	0-1,1/1 14:54	1-1,5/2 18:45				1-0,5/1 15:31	0-0,0/0 07:52
Nov 7	Vs MTL	1-0,3/1 18:14	0-1,1/1 20:13				0-0,1/1 19:05	MIN
Nov 9	@ TOR	0-1,0/-1 15:00	0-0,4/-1 20:32				0-1,2/-1 16:41	MIN
Nov 10	@ BOS	0-0,2/-1 12:47	0-0,2/-1 16:26				0-0,0/-1 14:41	MIN
Nov 13	Vs WSH	0-0,1/0 17:32	1-0,2/0 22:00				0-0,0/0 11:51	MIN
Nov 15	@ OTT	0-0,3/0 17:58	0-0,5/0 22:51				0-0,5/0 17:46	MIN
Nov 16	Vs NYI	0-0,3/0 16:28	0-0,3/0 17:51				0-1,2/0 16:33	MIN
Nov 19	@ FLA	0-0,1/0 12:56	0-0,4/0 18:45			1-0,3/0 14:16	0-0,0/-2 15:41	MIN
Nov 21	@ CAR	0-0,3/0 13:57	2-2(W),3/1 17:53			1-1,3/0 15:55	0-0,1/0 11:39	MIN
Nov 23	Vs CGY	0-0,1/0 09:06	0-0,4/-2 19:13			0-0,3/-1 14:08	0-1,0/1 12:40	MIN
Nov 25	Vs VAN	0-0,0/-1 09:57	0-0,3/0 17:30			0-0,4/0 14:46	0-0,0/0 13:23	MIN
Nov 27	@ CBJ	0-1,1/1 15:55	1-0(W),2/-1 17:53			0-0,3/-1 15:53	0-1,2/0 12:35	MIN
Nov 29	Vs DET	1-0,1/0 12:53	0-0,2/0 15:35			0-0,4/0 13:06	0-1,1/2 12:58	MIN
Nov 30	@ MTL	0-0,0/0 11:50	1-0,3/0 18:09			0-0,1/-1 11:23	0-1,0/0 14:21	MIN
Dec 3	Vs TOR	1-0,4/3 12:06	1-0(W),5/2 17:59			0-0,3/3 15:53	1-0,3/2 14:14	MIN
Dec 5	Vs ARI	0-0,3/0 11:12	0-0,1/0 18:54			0-0,0/-1 13:39	0-0,1/0 13:31	MIN
Dec 7	Vs OTT	0-2,0/0 11:25	0-1,0/0 17:54			0-1,1/-1 11:04	0-1,0/1 12:56	MIN
Dec 11	@ COL	0-0,2/0 15:40	1-0,2/1 20:41			0-0,2/0 13:36	0-0,2/-2 15:58	MIN
Dec 14	@ MIN	1-0,1/-1 16:19	0-0,1/-2 21:09			0-1,0/0 13:16	0-0,0/-1 18:21	MIN
Dec 15	@ WPG	1-1,1/0 14:27	0-0,4/0 18:45			0-0,0/-2 13:48	0-0,1/0 09:12	MIN
Dec 17	Vs ANA	0-0,2/0 18:17	1-1,2/2 21:09			0-1,0/2 12:47	DNP	MIN
Dec 19	Vs BUF	2-0(W),4/2 17:45	0-0,0/0 15:57			0-0,2/0 16:02	DNP	MIN
Dec 21	@ OTT	2-0,4/1 17:46	0-0,5/-1 25:28			0-1,0/1 13:30	DNP	MIN
Dec 23	Vs NYR	0-2,2/1 15:49	0-1,3/1 20:19			0-0,1/0 12:50	0-1,0/2 12:43	MIN
Dec 28	@ SJS	0-0,0/-1 16:46	0-1,4/0 17:31			0-0,1/-3 11:47	0-0,0/-2 16:37	MIN
Dec 29	@ ANA	0-0,2/-1 13:14	0-1,6/1 22:46			MIN	0-0,0/0 16:10	MIN
Dec 31	@ LAK	0-0,3/-1 14:55	1-0,5/0 19:35			MIN	0-0,3/1 14:14	MIN
Jan 2	@ VGG	0-0,4/0 16:19	1-1,8/1 21:02			MIN	0-0,2/-1 12:48	MIN
Jan 4	@ ARI	0-0,2/-1 15:18	0-0,0/0 19:23			MIN	0-0,2/0 11:06	MIN
Jan 7	@ CAR	0-0,0/0 15:17	0-1,1/0 21:12			MIN	0-0,1/-1 10:21	MIN
Jan 8	Vs WSH	0-0,0/-1 11:20	0-0,1/0 16:53			MIN	0-0,0/0 09:49	MIN
Jan 11	Vs TBL	0-0,2/-1 15:29	0-0,1/0 20:00			MIN	0-0,3/0 09:59	MIN
Jan 13	Vs BOS	0-1,1/-2 14:52	0-0,2/-2 18:52			MIN	0-0,0/1 10:28	MIN
Jan 15	@ STL	0-1,0/-1 12:00	0-1,0/-1 18:36			MIN	MIN	MIN
Jan 16	Vs MTL	0-0,8/0 15:08	0-0,2/-1 18:55			MIN	1-0,2/0 10:14	MIN
Jan 18	Vs LAK	1-2,3/2 14:58	0-2,2/1 15:26			MIN	1-0,1/0 11:55	MIN
Jan 21	Vs PIT	1-0,2/1 18:27	0-1,3/1 18:32			MIN	0-1,0/1 16:40	0-0,0/0 04:27
Jan 31	@ PIT	0-0,4/0 17:48	0-0,2/0 20:00			MIN	0-1,1/0 15:13	MIN
Feb 1	Vs COL	0-1,4/-1 17:28	0-0,2/0 19:44			MIN	2-0(W),3/3 15:43	MIN
Feb 3	@ DET	0-0,0/0 16:36	0-0,1/1 17:49			MIN	0-0,5/0 16:54	MIN
Feb 6	Vs NJD	0-0,3/-3 16:01	0-0,2/-3 17:18			MIN	DNP	MIN
Feb 8	@ WSH	1-0,1/2 12:52	1-2,1/2 17:21			0-0,0/0 13:06	DNP	MIN
Feb 10	Vs FLA	1-1(W),2/3 14:26	1-0,3/1 20:06			0-0,0/1 12:55	DNP	MIN
Feb 11	@ NYI	0-1,2/-1 13:46	0-2,1/0 20:35			DNP	0-0,2/0 15:38	MIN
Feb 13	@ FLA	1-2,3/2 13:10	0-1,0/0 17:25			DNP	0-0,1/1 17:19	MIN
Feb 15	@ TBL	1-0,2/-2 11:50	1-1,3/-2 21:56			MIN	0-0,2/0 13:32	MIN
Feb 18	Vs CBJ	0-0,0/0 13:51	0-2,1/1 16:45			MIN	0-2,0/2 14:29	MIN
Feb 20	@ CBJ	0-0,2/0 15:09	1-0,6/-1 20:37			MIN	0-0,2/-1 13:16	MIN
Feb 22	Vs WPG	0-0,1/1 15:53	0-0,2/0 18:31			MIN	0-0,0/0 14:37	MIN
Feb 25	Vs SJS	0-1,1/0 12:21	0-0,4/-1 16:48	0-0,0/0 12:38	0-0,1/-1 12:44	MIN	MIN	MIN
Feb 28	Vs NYR	1-0,6/1 14:47	2-0(W),5/1 14:42	0-0,3/0 15:32	0-0,0/0 13:08	MIN	MIN	MIN
Mar 1	@ NYR	0-0,0/1 12:57	0-0,2/0 14:56	1-1(W),3/2 14:37	0-0,1/0 12:47	MIN	MIN	MIN
Mar 4	@ WSH	0-0,0/0 02:04	0-1,4/1 18:01	0-2,1/0 15:40	0-0,0/0 12:06	MIN	MIN	MIN
Mar 5	Vs CAR	INJ	0-1,5/0 17:52	0-1,1/0 16:24	0-1,3/2 12:36	MIN	0-0,3/0 11:32	MIN
Mar 7	Vs BUF	INJ	2-0(W),2/1 18:01	0-0,0/0 11:21	0-0,0/0 12:41	MIN	1-0,3/1 12:48	MIN
Mar 10	Vs BOS	INJ	0-0,4/-1 19:13	0-0,5/0 13:41	0-0,0/0 12:19	MIN	0-0,1/0 12:29	MIN

2019-20 FLYERS INDIVIDUAL GAME-BY-GAME

DATE	OPP.	GOSTISBEHERE #53	MORIN #55	FRIEDMAN #59	BRAUN #61	AUBE-KUBEL #62	KASE #72	TWARYNSKI #81
Oct 4	Vs CHI	0-0,1/1 18:21	DNP		0-0,2/-2 19:45			0-0,1/0 11:57
Oct 9	Vs NJD	0-0,1/0 17:12	DNP		0-0,2/1 19:04			0-0,1/0 11:13
Oct 12	@ VAN	0-0,1/0 19:22	DNP		0-1,1/-1 21:10			1-0,2/1 10:56
Oct 15	@ CGY	0-0,2/1 16:25	DNP		0-0,0/-1 16:06			0-0,0/0 09:07
Oct 16	@ EDM	0-0,6/-1 19:15	DNP		0-1,0/-2 17:11			0-0,0/0 09:13
Oct 19	Vs DAL	0-0,3/-1 21:35	DNP		0-0,2/-1 14:53			0-0,0/0 06:43
Oct 21	Vs VGG	0-1,1/1 16:38	DNP		0-0,0/1 17:13			MIN
Oct 24	@ CHI	0-0,2/-1 17:44	DNP		0-0,1/1 18:17			MIN
Oct 26	Vs CBJ	1-1,4/0 18:10	DNP		0-0,5/-1 20:50			MIN
Oct 27	@ NYI	0-0,2/-1 21:41	0-0,0/-1 12:32		0-1,1/0 15:28			MIN
Oct 29	@ PIT	0-1,1/0 19:45	DNP		0-0,1/-3 15:33			MIN
Nov 1	@ NJD	0-0,2/-1 20:09	MIN		0-0,1/-1 17:37			0-0,2/0 09:56
Nov 2	Vs TOR	0-0,2/-1 18:35	MIN		0-0,1/-1 14:32			0-0,1/-1 08:56
Nov 5	Vs CAR	0-1,0/-1 19:22	MIN		0-0,0/-1 16:07			0-0,1/0 11:30
Nov 7	Vs MTL	0-0,2/0 21:53	MIN		0-0,2/-1 13:31			0-0,2/0 13:48
Nov 9	@ TOR	0-1,1/0 15:57	INJ		0-0,0/1 17:11			0-0,2/0 12:32
Nov 10	@ BOS	0-0,1/-1 16:04	INJ		0-0,2/-1 16:18			0-0,1/0 14:42
Nov 13	Vs WSH	0-0,1/0 19:16	INJ		0-0,1/0 15:59			0-0,0/-1 06:55
Nov 15	@ OTT	0-0,2/0 23:45	INJ		0-0,0/0 16:03			0-0,0/0 08:47
Nov 16	Vs NYI	0-0,1/0 20:27	INJ		0-0,1/0 18:30			DNP
Nov 19	@ FLA	0-0,0/0 14:33	INJ		0-0,1/-1 16:36			MIN
Nov 21	@ CAR	0-0,1/0 10:57	INJ		0-0,0/1 17:47			MIN
Nov 23	Vs CGY	DNP	INJ		0-0,0/0 19:33			MIN
Nov 25	Vs VAN	DNP	INJ		0-1,4/1 17:30			MIN
Nov 27	@ CBJ	DNP	INJ		0-0,1/1 18:22			MIN
Nov 29	Vs DET	1-0(W),2/0 19:54	INJ		0-0,1/0 18:03			MIN
Nov 30	@ MTL	0-0,1/0 15:49	INJ		0-1,3/0 19:22			MIN
Dec 3	Vs TOR	1-1,2/3 19:07	INJ		0-0,1/-1 15:28			MIN
Dec 5	Vs ARI	0-0,0/0 14:30	INJ		0-0,2/0 15:49			MIN
Dec 7	Vs OTT	1-0,1/1 15:28	INJ		0-0,1/0 15:52			MIN
Dec 11	@ COL	0-0,2/-1 21:12	INJ		0-0,4/-1 17:13	0-0,2/0 07:47		MIN
Dec 14	@ MIN	0-0,3/-1 17:45	INJ		0-0,2/-1 19:51	0-0,2/-1 10:11		MIN
Dec 15	@ WPG	1-0,1/0 18:15	INJ		0-0,0/-1 20:31	0-1,1/0 13:07	0-0,0/0 12:02	0-0,1/-1 13:54
Dec 17	Vs ANA	0-0,2/1 15:30	INJ		0-0,2/2 17:50	0-0,2/0 14:27	1-0(W),1/2 10:56	
Dec 19	Vs BUF	0-0,1/1 19:33	INJ		0-0,1/1 16:53	0-0,3/0 13:26	0-0,0/0 12:44	MIN
Dec 21	@ OTT	0-0,3/1 17:42	INJ		0-0,0/-2 20:21	0-1,3/1 15:18	MIN	MIN
Dec 23	Vs NYR	0-0,2/1 18:43	INJ		0-2,1/3 18:02	1-0,2/0 07:57	MIN	MIN
Dec 28	@ SJS	0-0,1/-4 20:39	INJ		0-0,0/-2 18:11	0-0,4/-3 10:28	MIN	MIN
Dec 29	@ ANA	0-0,1/1 17:07	INJ		0-0,1/0 18:52	0-0,2/0 09:26	MIN	MIN
Dec 31	@ LAK	0-0,4/-2 20:05	INJ		1-1,1/1 17:35	0-0,2/-1 12:03	MIN	MIN
Jan 2	@ VGG	0-0,3/0 20:39	INJ		0-0,1/0 18:24	DNP	MIN	MIN
Jan 4	@ ARI	0-1,2/-1 18:24	INJ		1-0,2/1 15:21	0-0,2/1 14:14	MIN	MIN
Jan 7	@ CAR	0-0,2/3 16:14	INJ		DNP	1-0,1/0 14:59	MIN	MIN
Jan 8	Vs WSH	DNP	INJ	0-0,0/0 11:49	DNP	0-0,3/-1 08:24	MIN	MIN
Jan 11	Vs TBL	DNP	INJ	0-0,0/0 13:29	DNP	0-0,0/-1 11:59	0-0,0/0 05:00	MIN
Jan 13	Vs BOS	DNP	INJ	0-1,0/0 14:10	DNP	0-0,1/-1 08:45	MIN	MIN
Jan 15	@ STL	DNP	INJ	0-0,0/1 10:24	DNP	0-0,0/-1 11:05	MIN	MIN
Jan 16	Vs MTL	DNP	INJ	0-0,1/0 15:14	DNP	0-0,0/0 13:13	MIN	MIN
Jan 18	Vs LAK	DNP	INJ	MIN	0-0,0/0 18:14	0-0,0/0 12:27	MIN	MIN
Jan 21	Vs PIT	DNP	INJ	MIN	1-0,2/1 17:54	0-0,0/0 08:17	MIN	MIN
Jan 31	@ PIT	DNP	INJ	MIN	0-0,0/1 16:49	0-1,1/1 07:47	MIN	MIN
Feb 1	Vs COL	DNP	INJ	MIN	0-0,1/-1 15:42	0-0,0/-1 09:05	MIN	MIN
Feb 3	@ DET	DNP	INJ	MIN	0-0,3/2 18:37	0-0,0/0 11:20	MIN	MIN
Feb 6	Vs NJD	0-0,3/-1 18:23	INJ	MIN	0-0,0/0 15:59	0-0,2/-1 11:29	MIN	MIN
Feb 8	@ WSH	DNP	INJ	MIN	0-1,0/2 18:09	1-1,1/2 08:11	MIN	MIN
Feb 10	Vs FLA	DNP	INJ	MIN	0-1,3/2 15:13	0-0,0/0 08:15	MIN	MIN
Feb 11	@ NYI	DNP	INJ	MIN	0-0,1/1 14:48	0-0,0/0 10:28	MIN	MIN
Feb 13	@ FLA	DNP	INJ	MIN	0-3,0/1 17:32	1-0(W),2/1 12:25	MIN	MIN
Feb 15	@ TBL	DNP	INJ	MIN	0-0,1/-1 14:45	0-0,0/0 06:33	MIN	MIN
Feb 18	Vs CBJ	DNP	INJ	MIN	0-0,1/1 18:50	0-1,0/1 10:56	MIN	MIN
Feb 20	@ CBJ	MIN	INJ	0-0,1/-1 16:26	DNP	1-0,2/1 12:11	MIN	MIN
Feb 22	Vs WPG	MIN	INJ	MIN	0-3,0/2 16:52	0-0,1/0 09:28	MIN	MIN
Feb 25	Vs SJS	DNP	INJ	MIN	0-0,1/-2 17:28	1-0,2/-1 12:41	MIN	MIN
Feb 28	Vs NYR	DNP	INJ	MIN	0-0,0/1 15:58	0-1,2/1 13:32	MIN	MIN
Mar 1	@ NYR	DNP	INJ	MIN	0-0,0/0 16:21	0-1,2/0 10:56	MIN	MIN
Mar 4	@ WSH	DNP	INJ	MIN	0-0,1/-1 14:27	0-1,2/1 12:55	MIN	MIN
Mar 5	Vs CAR	DNP	INJ	MIN	0-0,2/-1 17:00	1-0,1/2 14:30	MIN	MIN
Mar 7	Vs BUF	DNP	INJ	MIN	0-0,0/0 18:56	0-0,2/0 11:40	MIN	MIN
Mar 10	Vs BOS	0-0,0/-1 16:13	INJ	MIN	0-0,2/0 16:23	0-0,2/0 12:29	MIN	MIN

2019-20 FLYERS INDIVIDUAL GAME-BY-GAME

DATE	OPP.	BUNNAMAN #82	VORACEK #93	STEWART #44	LYON #34	ELLIOTT #37	HART #79
Oct 4	Vs CHI	0-0,2/1 11:06	0-0,3/-1 16:04			DNP	3/31 W 60:00
Oct 9	Vs NJD	0-0,1/0 07:32	0-0,3/0 16:06			DNP	0/25 W 60:00
Oct 12	@ VAN	0-0,0/-1 08:26	0-0,1/0 14:30			DNP	2/24 O 65:00
Oct 15	@ CGY	DNP	0-0,0/-1 15:43	0-0,0/0 09:12		2/37 L 57:46	DNP
Oct 16	@ EDM	0-0,1/0 11:17	2-1,7/-1 18:44	DNP		2/8/2020 23:03	4/14 L 34:32
Oct 19	Vs DAL	MIN	0-0,1/-2 16:44	0-0,0/0 06:46		DNP	3/15 L 58:21
Oct 21	Vs VGK	MIN	0-1,2/1 15:13	0-1,0/2 07:12		2/35 W 59:51	DNP
Oct 24	@ CHI	MIN	0-0,0/1 15:21	0-0,0/0 08:00		1/24 W 60:00	DNP
Oct 26	Vs CBJ	MIN	1-2,2/2 16:32	0-0,0/0 07:13		4/26 W 59:50	DNP
Oct 27	@ NYI	MIN	1-1,3/1 16:49	0-0,2/-1 08:51		0/19 28:27	5/14 L 28:46
Oct 29	@ PIT	MIN	0-0,2/0 16:41	0-0,0/-3 09:57		6/28 L 40:00	1/9/2020 18:42
Nov 1	@ NJD	MIN	0-0,2/0 18:21	0-0,0/0 08:09		DNP	3/26 W 65:00
Nov 2	Vs TOR	MIN	0-2,1/-1 15:39	DNP		3/26 O 64:23	DND
Nov 5	Vs CAR	MIN	0-0,2/-1 14:59	DNP		DNP	1/34 W 59:41
Nov 7	Vs MTL	MIN	0-1,5/0 20:10	DNP		DNP	2/24 W 60:50
Nov 9	@ TOR	MIN	0-0,3/0 17:37	DNP		2/40 W 65:00	DNP
Nov 10	@ BOS	MIN	0-0,0/0 14:21	DNP		DNP	2/28 W 65:00
Nov 13	Vs WSH	MIN	0-1,1/-1 16:30	DNP		DNP	1/36 O 63:53
Nov 15	@ OTT	MIN	0-0,0/0 15:53	DNP		DNP	2/19 L 57:28
Nov 16	Vs NYI	MIN	0-0,1/0 16:36	0-0,0/0 07:45		3/36 O 65:00	DNP
Nov 19	@ FLA	MIN	0-0,1/0 15:31	DNP		0/7 28:23	4/18 L 30:23
Nov 21	@ CAR	MIN	0-0,0/0 16:31	DNP		3/36 W 59:52	DNP
Nov 23	Vs CGY	MIN	1-0,2/1 17:37	DNP		DNP	2/27 O 64:53
Nov 25	Vs VAN	MIN	1-1(W),4/2 15:28	DNP		DNP	1/17 W 59:13
Nov 27	@ CBJ	MIN	0-0,2/0 16:41	DNP		2/30 W 60:00	DNP
Nov 29	Vs DET	MIN	0-3,0/2 16:37	DNP		DNP	1/33 W 60:00
Nov 30	@ MTL	MIN	0-1,1/1 14:56	DNP		3/42 W 60:31	DNP
Dec 3	Vs TOR	MIN	0-0,0/0 19:14	DNP		DNP	1/28 W 60:00
Dec 5	Vs ARI	MIN	0-1,2/1 19:47	DNP		2/17 L 57:53	DNP
Dec 7	Vs OTT	MIN	0-0,0/0 16:41	DNP		DNP	3/30 W 59:24
Dec 11	@ COL	MIN	0-1,4/1 21:26	0-0,1/-1 08:02		DNP	3/27 L 56:56
Dec 14	@ MIN	MIN	0-0,1/-1 18:50	0-0,1/-1 09:53		DNP	3/27 L 59:02
Dec 15	@ WPG	MIN	0-0,1/1 14:52	0-0,0/-1 12:45		6/17 L 40:00	1/7/2020 20:00
Dec 17	Vs ANA	MIN	1-0,2/2 14:48	0-0,0/0 05:10		DNP	1/41 W 60:00
Dec 19	Vs BUF	MIN	0-1,0/0 15:14	DNP		DNP	1/17 W 59:56
Dec 21	@ OTT	MIN	1-1,2/1 14:45	0-0,0/-1 03:50		4/34 W 65:00	DNP
Dec 23	Vs NYR	MIN	0-1,2/0 16:02	DNP		DNP	1/35 W 60:00
Dec 28	@ SJS	MIN	0-0,1/1 13:44	DNP		DNP	6/29 L 60:00
Dec 29	@ ANA	MIN	0-2,2/2 18:00	DNP		1/28 W 63:53	DNP
Dec 31	@ LAK	MIN	0-2,1/1 18:09	DNP		4/15 L 20:00	43845.56389
Jan 2	@ VGK	MIN	0-2,1/1 21:44	0-0,0/-1 06:12		DNP	5/33 L 58:06
Jan 4	@ ARI	MIN	0-0,1/-2 14:20	DNP		43871.77431	3/12 L 16:15
Jan 7	@ CAR	MIN	0-1,1/0 17:51	DNP		5/33 O 61:56	DNP
Jan 8	Vs WSH	MIN	0-0,1/0 16:03	DNP		DNP	2/28 W 60:00
Jan 11	Vs TBL	MIN	0-0,2/0 17:26	DNP		DNP	1/28 L 58:16
Jan 13	Vs BOS	1-0,1/1 07:09	0-2,4/3 20:42	DNP		DNP	5/31 W 65:00
Jan 15	@ STL	0-0,0/1 07:20	1-0(W),2/2 17:24	0-0,1/0 05:32	DNP	3/33 W 63:33	DND
Jan 16	Vs MTL	0-1,2/0 08:45	0-0,3/-1 17:40	MIN	4/40 L 60:00	DNP	DND
Jan 18	Vs LAK	0-0,2/0 10:54	0-0,5/-1 18:04	MIN	DNP	1/35 W 59:58	DND
Jan 21	Vs PIT	0-0,0/0 05:54	1-0(W),5/1 19:08	MIN	DNP	0/19 W 59:34	DND
Jan 31	@ PIT	0-0,0/-1 07:31	0-1,2/-2 19:08	MIN	DNP	4/20 O 60:55	DND
Feb 1	Vs COL	0-0,0/-1 07:55	0-1,1/3 17:28	MIN	3/31 W 60:00	DNP	DND
Feb 3	@ DET	0-0,0/0 09:38	0-0,0/0 16:11	MIN	DNP	0/16 W 59:52	DND
Feb 6	Vs NJD	0-0,2/0 12:42	0-0,4/0 17:03	MIN	1/2/2020 15:19	4/17 L 44:01	DND
Feb 8	@ WSH	0-0,0/2 10:57	0-2,0/1 18:31	MIN	DNP	2/27 W 60:00	DND
Feb 10	Vs FLA	0-0,1/0 08:27	0-1,1/1 17:53	MIN	MIN	DNP	1/31 W 59:51
Feb 11	@ NYI	0-0,2/0 10:50	0-0,2/0 19:39	MIN	MIN	4/24 L 58:47	DNP
Feb 13	@ FLA	0-0,0/-1 11:19	0-0,2/0 16:32	MIN	MIN	DNP	2/28 W 60:00
Feb 15	@ TBL	0-0,2/0 06:54	0-0,4/-2 19:54	MIN	MIN	DNP	4/23 L 56:49
Feb 18	Vs CBJ	0-0,1/1 10:56	1-1,1/1 15:10	MIN	MIN	DNP	1/29 W 60:00
Feb 20	@ CBJ	0-0,0/-1 11:05	0-0,3/-1 17:08	MIN	MIN	3/31 W 63:51	DNP
Feb 22	Vs WPG	0-0,1/0 08:18	0-1,3/0 17:43	MIN	MIN	DNP	2/29 W 59:50
Feb 25	Vs SJS	MIN	0-0,1/-1 18:01	MIN	MIN	DNP	2/28 W 60:00
Feb 28	Vs NYR	MIN	0-4,3/2 14:42	MIN	MIN	DNP	2/28 W 60:00
Mar 1	@ NYR	MIN	0-2,4/0 15:38	MIN	MIN	DNP	3/26 W 60:00
Mar 4	@ WSH	MIN	0-1,2/1 17:58	MIN	MIN	2/27 W 60:00	DNP
Mar 5	Vs CAR	MIN	0-1,1/0 16:56	MIN	MIN	DNP	1/29 W 60:00
Mar 7	Vs BUF	MIN	0-2,3/1 16:58	MIN	MIN	DNP	1/39 W 59:56
Mar 10	Vs BOS	MIN	0-0,3/-1 19:41	MIN	MIN	DNP	2/29 L 57:15

2019-20 NHL REGULAR SEASON STATISTICS

EASTERN CONFERENCE

WESTERN CONFERENCE

ATLANTIC DIVISION

	GP	W	L	OT	PTS	PCT	RW	ROW	GF	GA
BOSTON	70	44	14	12	100	.714	38	44	227	174
TAMPA BAY	70	43	21	6	92	.657	35	41	245	195
TORONTO	70	36	25	9	81	.579	28	35	238	227
FLORIDA	69	35	26	8	78	.565	30	32	231	228
MONTREAL	71	31	31	9	71	.500	19	27	212	221
BUFFALO	69	30	31	8	68	.493	22	28	195	217
OTTAWA	71	25	34	12	62	.437	18	24	191	243
DETROIT	71	17	49	5	39	.275	13	14	145	267

CENTRAL DIVISION

	GP	W	L	OT	PTS	PCT	RW	ROW	GF	GA
ST. LOUIS	71	42	19	10	94	0.662	33	40	225	193
COLORADO	70	42	20	8	92	0.657	37	41	237	191
DALLAS	69	37	24	8	82	0.594	26	35	180	177
WINNIPEG	71	37	28	6	80	0.563	30	34	216	203
NASHVILLE	69	35	26	8	78	0.565	28	32	215	217
MINNESOTA	69	35	27	7	77	0.558	30	33	220	220
CHICAGO	70	32	30	8	72	0.514	23	28	212	218

METROPOLITAN DIVISION

	GP	W	L	OT	PTS	PCT	RW	ROW	GF	GA
WASHINGTON	69	41	20	8	90	.652	31	37	240	215
PHILADELPHIA	69	41	21	7	89	.645	31	36	232	196
PITTSBURGH	69	40	23	6	86	.623	29	37	224	196
CAROLINA	68	38	25	5	81	.596	27	33	222	193
COLUMBUS	70	33	22	15	81	.579	25	33	180	187
NY ISLANDERS	68	35	23	10	80	.588	24	32	192	193
NY RANGERS	70	37	28	5	79	0.564	31	36	234	222
NEW JERSEY	69	28	29	12	68	0.493	22	24	189	230

PACIFIC DIVISION

	GP	W	L	OT	PTS	PCT	RW	ROW	GF	GA
VEGAS	71	39	24	8	86	0.606	30	36	227	211
EDMONTON	71	37	25	9	83	0.585	31	35	225	217
CALGARY	70	36	27	7	79	0.564	25	30	210	215
VANCOUVER	69	36	27	6	78	0.565	27	32	228	217
ARIZONA	70	33	29	8	74	0.529	26	28	195	187
ANAHEIM	71	29	33	9	67	0.472	20	24	187	226
LOS ANGELES	70	29	35	6	64	0.457	21	28	178	212
SAN JOSE	70	29	36	5	63	0.450	22	27	182	226

* Teams receive two points for a victory (W), one point for a loss in overtime or shootout (OT).

INDIVIDUAL SCORING LEADERS

PLAYER	TEAM	GP	G	A	PTS	+/-	PIM	PP	SH	GW	S	PCTG
LEON DRAISAITL	EDMONTON	71	43	67	110	-7	18	16	0	10	218	19.7
CONNOR MCDAVID	EDMONTON	64	34	63	97	-6	28	11	0	6	212	16
DAVID PASTRNAK	BOSTON	70	48	47	95	21	40	20	0	10	279	17.2
ARTEMI PANARIN	NY RANGERS	69	32	63	95	36	20	7	0	4	209	15.3
NATHAN MACKINNON	COLORADO	69	35	58	93	13	12	12	0	4	318	11
BRAD MARCHAND	BOSTON	70	28	59	87	25	82	5	1	5	185	15.1
NIKITA KUCHEROV	TAMPA BAY	68	33	52	85	26	38	4	0	6	210	15.7
PATRICK KANE	CHICAGO	70	33	51	84	8	40	8	0	2	275	12
AUSTON MATTHEWS	TORONTO	70	47	33	80	19	8	12	0	5	290	16.2
JACK EICHEL	BUFFALO	68	36	42	78	5	34	11	1	9	227	15.9
JONATHAN HUBERDEAU	FLORIDA	69	23	55	78	5	30	5	0	3	152	15.1
MIKA ZIBANEJAD	NY RANGERS	57	41	34	75	9	14	15	3	6	208	19.7
JOHN CARLSON	WASHINGTON	69	15	60	75	12	26	2	0	6	189	7.9
EVGENI MALKIN	PITTSBURGH	55	25	49	74	7	58	7	0	5	171	14.6
KYLE CONNOR	WINNIPEG	71	38	35	73	4	34	9	1	7	239	15.9
MARK SCHEIFELE	WINNIPEG	71	29	44	73	2	45	10	0	6	170	17.1
J.T. MILLER	VANCOUVER	69	27	45	72	11	47	9	0	3	165	16.4
ALEX OVECHKIN	WASHINGTON	68	48	19	67	-12	30	13	0	3	311	15.4
MITCHELL MARNER	TORONTO	59	16	51	67	6	16	6	0	2	154	10.4
SEBASTIAN AHO	CAROLINA	68	38	28	66	10	26	8	4	5	206	18.4
MAX PACIORETTY	VEGAS	71	32	34	66	18	44	8	0	5	307	10.4
STEVEN STAMKOS	TAMPA BAY	57	29	37	66	14	22	10	0	6	176	16.5
ELIAS PETTERSSON	VANCOUVER	68	27	39	66	16	18	8	0	5	162	16.7

DEFENSEMEN SCORING LEADERS

PLAYER	TEAM	GP	G	A	PTS	+/-	PIM	PP	SH	GW	S	PCTG
JOHN CARLSON	WASHINGTON	69	15	60	75	12	26	2	0	6	189	7.9
ROMAN JOSI	NASHVILLE	69	16	49	65	22	41	4	0	1	260	6.2
VICTOR HEDMAN	TAMPA BAY	66	11	44	55	27	31	4	0	3	155	7.1
TONY DEANGELO	NY RANGERS	68	15	38	53	12	47	3	0	3	149	10.1
*QUINN HUGHES	VANCOUVER	68	8	45	53	-10	22	3	0	2	126	6.3
ALEX PIETRANGELO	ST. LOUIS	70	16	36	52	11	20	6	0	3	225	7.1
*CALE MAKAR	COLORADO	57	12	38	50	12	12	4	0	4	121	9.9
TOREY KRUG	BOSTON	61	9	40	49	-4	33	2	0	4	144	6.3
RYAN SUTER	MINNESOTA	69	8	40	48	-6	12	2	0	2	111	7.2
SHEA THEODORE	VEGAS	71	13	33	46	12	25	1	1	4	219	5.9
BRENT BURNS	SAN JOSE	70	12	33	45	-22	34	5	0	1	225	5.3
NEAL PIONK	WINNIPEG	71	6	39	45	10	32	3	0	1	177	3.4
KEITH YANDLE	FLORIDA	69	5	40	45	0	20	2	0	0	129	3.9
KRIS LETANG	PITTSBURGH	61	15	29	44	0	38	6	0	2	177	8.5
*ADAM FOX	NY RANGERS	70	8	34	42	22	32	1	0	4	125	6.4
ZACH WERENSKI	COLUMBUS	63	20	21	41	9	10	5	1	4	187	10.7
AARON EKBAD	FLORIDA	67	5	36	41	12	26	0	0	1	147	3.4
DOUGIE HAMILTON	CAROLINA	47	14	26	40	30	32	2	0	3	170	8.2
JEFF PETRY	MONTREAL	71	11	29	40	-10	26	3	1	3	158	7
ERIK KARLSSON	SAN JOSE	56	6	34	40	-15	16	1	1	0	120	5
RASMUS DAHLIN	BUFFALO	59	4	36	40	-7	38	2	0	1	90	4.4

2019-20 NHL REGULAR SEASON STATISTICS

2019-20 NHL GOAL LEADERS

NAME	TEAM	GP	G
ALEX OVECHKIN	WASHINGTON	68	48
DAVID PASTRNAK	BOSTON	70	48
AUSTON MATTHEWS	TORONTO	70	47
LEON DRAISAITL	EDMONTON	71	43
MIKA ZIBANEJAD	NY RANGERS	57	41
SEBASTIAN AHO	CAROLINA	68	38
KYLE CONNOR	WINNIPEG	71	38
JACK EICHEL	BUFFALO	68	36
NATHAN MACKINNON	COLORADO	69	35
CONNOR MCDAVID	EDMONTON	64	34
NIKITA KUCHEROV	TAMPA BAY	68	33
PATRICK KANE	CHICAGO	70	33
ARTEMI PANARIN	NY RANGERS	69	32
MAX PACIORETTY	VEGAS	71	32
PATRICE BERGERON	BOSTON	61	31
WILLIAM NYLANDER	TORONTO	68	31

2019-20 NHL ASSIST LEADERS

NAME	TEAM	GP	A
LEON DRAISAITL	EDMONTON	71	67
CONNOR MCDAVID	EDMONTON	64	63
ARTEMI PANARIN	NY RANGERS	69	63
JOHN CARLSON	WASHINGTON	69	60
BRAD MARCHAND	BOSTON	70	59
NATHAN MACKINNON	COLORADO	69	58
JONATHAN HUBERDEAU	FLORIDA	69	55
NIKITA KUCHEROV	TAMPA BAY	68	52
MITCHELL MARNER	TORONTO	59	51
PATRICK KANE	CHICAGO	70	51
EVGENI MALKIN	PITTSBURGH	55	49
ROMAN JOSI	NASHVILLE	69	49
RYAN O'REILLY	ST. LOUIS	71	49
TEUVO TERAVAINEN	CAROLINA	68	48
DAVID PASTRNAK	BOSTON	70	47

2019-20 POWER PLAY GOALS

NAME	TEAM	GP	PP
DAVID PASTRNAK	BOSTON	70	20
LEON DRAISAITL	EDMONTON	71	16
MIKA ZIBANEJAD	NY RANGERS	57	15
EVANDER KANE	SAN JOSE	64	14
ALEX OVECHKIN	WASHINGTON	68	13
JAMES NEAL	EDMONTON	55	12
ZACH PARISE	MINNESOTA	69	12
NATHAN MACKINNON	COLORADO	69	12
BO HORVAT	VANCOUVER	69	12
AUSTON MATTHEWS	TORONTO	70	12

2019-20 GAME WINNING GOALS

NAME	TEAM	GP	GW
DAVID PASTRNAK	BOSTON	70	10
LEON DRAISAITL	EDMONTON	71	10
JACK EICHEL	BUFFALO	68	9
DAVID PERRON	ST. LOUIS	71	9
JEFF CARTER	LOS ANGELES	60	7
ALEX KILLORN	TAMPA BAY	68	7
WILLIAM NYLANDER	TORONTO	68	7
ELIAS LINDHOLM	CALGARY	70	7
KYLE CONNOR	WINNIPEG	71	7
14 PLAYERS WITH			6

2019-20 POWER PLAY ASSISTS

NAME	TEAM	GP	PPA
CONNOR MCDAVID	EDMONTON	64	32
LEON DRAISAITL	EDMONTON	71	28
TORY KRUG	BOSTON	61	26
JOHN CARLSON	WASHINGTON	69	24
JONATHAN HUBERDEAU	FLORIDA	69	24
BRAD MARCHAND	BOSTON	70	23
*QUINN HUGHES	VANCOUVER	68	22
NEAL PIONK	WINNIPEG	71	22
NIKITA KUCHEROV	TAMPA BAY	68	21

2019-20 POWER PLAY POINTS

NAME	TEAM	GP	PPP
LEON DRAISAITL	EDMONTON	71	44
CONNOR MCDAVID	EDMONTON	64	43
DAVID PASTRNAK	BOSTON	70	38
NATHAN MACKINNON	COLORADO	69	31
JONATHAN HUBERDEAU	FLORIDA	69	29
TORY KRUG	BOSTON	61	28
BRAD MARCHAND	BOSTON	70	28
MIKA ZIBANEJAD	NY RANGERS	57	27
JACK EICHEL	BUFFALO	68	27
DAVID PERRON	ST. LOUIS	71	27
JOHN CARLSON	WASHINGTON	69	26
FIVE PLAYERS WITH			25

2019-20 SHORTHANDED GOALS

NAME	TEAM	GP	SH
VLADISLAV NAMESTNIKOV	NYR-OTT-COL	65	4
SEBASTIAN AHO	CAROLINA	68	4
KEVIN HAYES	PHILADELPHIA	69	4
CHRIS TIERNEY	OTTAWA	71	4
10 PLAYERS WITH			3

2019-20 SHORTHANDED ASSISTS

NAME	TEAM	GP	SHA
WILLIAM KARLSSON	VEGAS	63	3
ANDREW COPP	WINNIPEG	63	3
RON HAINSEY	OTTAWA	64	3
RICKARD RAKELL	ANAHEIM	65	3
JEAN-GABRIEL PAGEAU	OTT-NYI	67	3
J.T. COMPTON	COLORADO	67	3
TEUVO TERAVAINEN	CAROLINA	68	3
ESA LINDELL	DALLAS	69	3

2019-20 SHORTHANDED POINTS

NAME	TEAM	GP	SHP
VLADISLAV NAMESTNIKOV	NYR-OTT-COL	65	6
JEAN-GABRIEL PAGEAU	OTT-NYI	67	6
CASEY CIZIKAS	NY ISLANDERS	48	5
DEREK GRANT	ANA-PHI	56	5
MIKA ZIBANEJAD	NY RANGERS	57	5
WILLIAM KARLSSON	VEGAS	63	5
SEBASTIAN AHO	CAROLINA	68	5
CHRIS TIERNEY	OTTAWA	71	5
10 PLAYERS WITH			4

2019-20 SHOTS LEADERS

NAME	TEAM	GP	S
NATHAN MACKINNON	COLORADO	69	318
ALEX OVECHKIN	WASHINGTON	68	311
MAX PACIORETTY	VEGAS	71	307
AUSTON MATTHEWS	TORONTO	70	290
DAVID PASTRNAK	BOSTON	70	279
PATRICK KANE	CHICAGO	70	275
ROMAN JOSI	NASHVILLE	69	260
BRADY TKACHUK	OTTAWA	71	259
TYLER SEGUIN	DALLAS	69	245
KYLE CONNOR	WINNIPEG	71	239

2019-20 NHL REGULAR SEASON STATISTICS

2019-20 PLUS/MINUS LEADERS

NAME	TEAM	GP	+/-
RYAN GRAVES	COLORADO	69	40
ARTEMI PANARIN	NY RANGERS	69	36
DOUGIE HAMILTON	CAROLINA	47	30
JACCOB SLAVIN	CAROLINA	68	30
BRAYDEN PONT	TAMPA BAY	66	28
ANTHONY CIRELLI	TAMPA BAY	68	28
VICTOR HEDMAN	TAMPA BAY	66	27

2019-20 SHOOTING PERCENTAGE (MIN 68 SHOTS)

NAME	TEAM	GP	G	S	%
ALEX KILLORN	TAMPA BAY	68	26	130	20.0
ZACH HYMAN	TORONTO	51	21	106	19.8
LEON DRAISAITL	EDMONTON	71	43	218	19.7
MIKA ZIBANEJAD	NY RANGERS	57	41	208	19.7
T.J. OSHIE	WASHINGTON	69	26	133	19.5
ANDRE BURAKOVSKY	COLORADO	58	20	103	19.4
*DOMINIK KUBALIK	CHICAGO	68	30	157	19.1
NOEL ACCIARI	FLORIDA	66	20	108	18.5
SEBASTIAN AHO	CAROLINA	68	38	206	18.4
*MARTIN NECAS	CAROLINA	64	16	88	18.2

GOALS AGAINST AVERAGE

GOALTENDER	TEAM	GPI	MINS	GA	AVG
TUUKKA RASK	BOSTON	41	2402	85	2.12
JAKE ALLEN	ST. LOUIS	24	1339	48	2.15
DARCY KUEMPER	ARIZONA	29	1753	65	2.22
ANTON KHUDBIN	DALLAS	30	1677	62	2.22
*ELVIS MERZLIKINS	COLUMBUS	33	1815	71	2.35
JAROSLAV HALAK	BOSTON	31	1833	73	2.39
PAVEL FRANCOUZ	COLORADO	34	1914	77	2.41
CARTER HART	PHILADELPHIA	43	2356	95	2.42
TRISTAN JARRY	PITTSBURGH	33	1926	78	2.43
BEN BISHOP	DALLAS	44	2474	103	2.50
*ILYA SAMSONOV	WASHINGTON	26	1411	60	2.55
ANDREI VASILEVSKIY	TAMPA BAY	52	3122	133	2.56
JORDAN BINNINGTON	ST. LOUIS	50	2948	126	2.56
CONNOR HELLEBUYCK	WINNIPEG	58	3269	140	2.57
JOONAS KORPISALO	COLUMBUS	37	2126	92	2.60

WINS

GOALTENDER	TEAM	GPI	MINS	W	L	OT
ANDREI VASILEVSKIY	TAMPA BAY	52	3122	35	14	3
CONNOR HELLEBUYCK	WINNIPEG	58	3269	31	21	5
JORDAN BINNINGTON	ST. LOUIS	50	2948	30	13	7
FREDERIK ANDERSEN	TORONTO	52	3007	29	13	7
MARC-ANDRE FLEURY	VEGAS	49	2880	27	16	5
CAREY PRICE	MONTREAL	58	3440	27	25	6
TUUKKA RASK	BOSTON	41	2402	26	8	6
BRADEN HOLTBY	WASHINGTON	48	2743	25	14	6
CARTER HART	PHILADELPHIA	43	2356	24	13	3
DAVID RITTICH	CALGARY	48	2792	24	17	6
JACOB MARKSTROM	VANCOUVER	43	2552	23	16	4
SERGEI BOBROVSKY	FLORIDA	50	2806	23	19	6
*MACKENZIE BLACKWOOD	NEW JERSEY	47	2684	22	14	8

SAVE PERCENTAGE

GOALTENDER	TEAM	GPI	MINS	GA	SA	SPCTG	W	L	OT
ANTON KHUDBIN	DALLAS	30	1677	62	882	.930	16	8	4
TUUKKA RASK	BOSTON	41	2402	85	1189	.929	26	8	6
DARCY KUEMPER	ARIZONA	29	1753	65	903	.928	16	11	2
JAKE ALLEN	ST. LOUIS	24	1339	48	655	.927	12	6	3
PAVEL FRANCOUZ	COLORADO	34	1914	77	996	.923	21	7	4
*ELVIS MERZLIKINS	COLUMBUS	33	1815	71	919	.923	13	9	8
CONNOR HELLEBUYCK	WINNIPEG	58	3269	140	1796	.922	31	21	5
TRISTAN JARRY	PITTSBURGH	33	1926	78	985	.921	20	12	1
ANTTI RAANTA	ARIZONA	33	1823	80	1014	.921	15	14	3
BEN BISHOP	DALLAS	44	2474	103	1286	.920	21	16	4
ROBIN LEHNER	CHI-VGK	36	2055	99	1235	.920	19	10	5
JAROSLAV HALAK	BOSTON	31	1833	73	905	.919	18	6	6
CAM TALBOT	CALGARY	26	1435	63	780	.919	12	10	1
JACOB MARKSTROM	VANCOUVER	43	2552	117	1420	.918	23	16	4
ANDREI VASILEVSKIY	TAMPA BAY	52	3122	133	1605	.917	35	14	3
COREY CRAWFORD	CHICAGO	40	2340	108	1294	.917	16	20	3
MIKKO KOSKINEN	EDMONTON	38	2117	97	1175	.917	18	13	3

SHUTOUTS

GOALTENDER	TEAM	GPI	MINS	SO	W	L	OT
CONNOR HELLEBUYCK	WINNIPEG	58	3269	6	31	21	5
*ELVIS MERZLIKINS	COLUMBUS	33	1815	5	13	9	8
TUUKKA RASK	BOSTON	41	2402	5	26	8	6
MARC-ANDRE FLEURY	VEGAS	49	2880	5	27	16	5
ALEX STALOCK	MINNESOTA	38	2177	4	20	11	4
JUUSE SAROS	NASHVILLE	40	2177	4	17	12	4
CAREY PRICE	MONTREAL	58	3440	4	27	25	6
JAMES REIMER	CAROLINA	25	1378	3	14	6	2
JAROSLAV HALAK	BOSTON	31	1833	3	18	6	6
TRISTAN JARRY	PITTSBURGH	33	1926	3	20	12	1
PEKKA RINNE	NASHVILLE	36	1988	3	18	14	4
PETR MRAZEK	CAROLINA	40	2321	3	21	16	2
*MACKENZIE BLACKWOOD	NEW JERSEY	47	2684	3	22	14	8
JORDAN BINNINGTON	ST. LOUIS	50	2948	3	30	13	7
FREDERIK ANDERSEN	TORONTO	52	3007	3	29	13	7
ANDREI VASILEVSKIY	TAMPA BAY	52	3122	3	35	14	3

vs. BOSTON BRUINS

- 2019-20 RESULTS -		
W	L	OTL
2	1	0

DATE	GAME NO.		FLYERS GOALSCORERS	GOALTENDERS	WINNING GOAL
11-10-19	17	FLYERS 3 AT BOSTON 2 SO	11,5	HART (W) /HALAK (L)	J.FARABEE
1-13-20	46	BOSTON 5 AT FLYERS 6 SO	13P,6,14,82,6	HART (W) / HALAK (L)	T.KONECNY
3-10-20	69	BOSTON 2 AT FLYERS 0		HART (L) / RASK (W)	M.GRZELCYK

	GP	W	L	OT	PTS	GF	GA	SO	PPG	SHG	PIM
FLYERS	3	2	1	0	4	7	9	0	1	0	18
BOSTON	3	1	0	2	4	9	7	1	2	0	20

GOALS BY PERIOD:	1ST	2ND	3RD	OT	TOTAL	SHOTS BY PERIOD:	1ST	2ND	3RD	OT	TOTAL
FLYERS	3	3	1	0	7	FLYERS	38	33	27	6	104
BOSTON	2	4	3	0	9	BOSTON	27	17	40	4	88

INDIVIDUAL SCORING:

FLYERS	GP	G	A	TP	+/	PIM	PP	SH	BOSTON	GP	G	A	TP	+/	PIM	PP	SH
SEAN COUTURIER	3	1	4	5	3	0	0	0	DAVID KREJCI	3	2	1	3	2	0	1	0
TRAVIS KONECNY	3	1	2	3	0	0	0	0	DANTON HEINEN	2	1	2	3	2	0	0	0
TRAVIS SANHEIM	3	2	0	2	2	0	0	0	CHARLIE COYLE	3	1	2	3	1	0	0	0
PHILIPPE MYERS	2	1	1	2	3	0	0	0	BRAD MARCHAND	3	1	2	3	0	4	0	0
JAKUB VORACEK	3	0	2	2	2	0	0	0	MATT GRZELCYK	3	1	1	2	-1	0	1	0
KEVIN HAYES	3	1	0	1	-3	0	1	0	ANDERS BJORK	2	1	1	2	1	2	0	0
CONNOR BUNNAMAN	1	1	0	1	1	0	0	0	PATRICE BERGERON	3	1	1	2	2	4	0	0
MARK FRIEDMAN	1	0	1	1	0	2	0	0	DAVID PASTRNAK	3	1	1	2	1	2	0	0
ROBERT HAGG	2	0	1	1	0	0	0	0	ZDENO CHARA	3	0	2	2	3	0	0	0
JAMES VAN RIEMSDYK	2	0	1	1	-3	0	0	0	JAKE DEBRUSK	2	0	2	2	0	0	0	0
OSKAR LINDBLOM	1	0	1	1	2	2	0	0	BRANDON CARLO	2	0	1	1	-2	0	0	0
CARSEN TWARYNSKI	1	0	0	0	0	0	0	0	JEREMY LAUZON	1	0	0	0	0	0	0	0
SHAYNE GOSTISBEHERE	2	0	0	0	-2	0	0	0	ONDREJ KASE	1	0	0	0	1	0	0	0
TYLER PITLICK	3	0	0	0	-1	0	0	0	NICK RITCHIE	1	0	0	0	0	0	0	0
JUSTIN BRAUN	2	0	0	0	-1	2	0	0	CONNOR CLIFTON	2	0	0	0	-1	0	0	0
MATT NISKANEN	3	0	0	0	-2	2	0	0	JOHN MOORE	2	0	0	0	0	0	0	0
JOEL FARABEE	3	0	0	0	0	4	0	0	BRETT RITCHIE	1	0	0	0	0	0	0	0
MICHAEL RAFFL	3	0	0	0	1	2	0	0	ZACH SENYSHYN	1	0	0	0	0	0	0	0
ANDY ANDREOFF	1	0	0	0	0	0	0	0	PAR LINDHOLM	2	0	0	0	0	0	0	0
SCOTT LAUGHTON	2	0	0	0	-1	2	0	0	SEAN KURALY	3	0	0	0	-3	0	0	0
DEREK GRANT	1	0	0	0	0	0	0	0	CHRIS WAGNER	3	0	0	0	-2	4	0	0
CLAUDE GIROUX	3	0	0	0	-4	0	0	0	CHARLIE MCAVOY	3	0	0	0	4	0	0	0
NATE THOMPSON	1	0	0	0	0	0	0	0	TOREY KRUG	2	0	0	0	-1	2	0	0
IVAN PROVOROV	3	0	0	0	-2	2	0	0	JOAKIM NORDSTROM	3	0	0	0	-1	0	0	0
NICOLAS AUBE-KUBEL	2	0	0	0	-1	0	0	0									

GOALTENDING RECORD:

FLYERS	GP	MIN	GA	AVG	EN	SO	W	L	OT	SHOTS	SAVE %
CARTER HART	3	187	9	2.88	0	0	2	1	0	88	.898
TEAM TOTALS	3	187	9	2.88	0	0	2	1	0	88	.898
BOSTON	GP	MIN	GA	AVG	EN	SO	W	L	OT	SHOTS	SAVE %
JAROSLAV HALAK	2	130	7	3.23	0	0	0	0	2	68	.897
TUUKKA RASK	1	60	0	0.00	0	1	1	0	0	36	1.000
TEAM TOTALS	3	190	7	2.21	0	1	1	0	2	104	.933

POWER PLAY:

FLYERS	1	FOR	8	12.5%	BOSTON	2	FOR	7	28.6%
HOME	1	FOR	6	16.7%	HOME	0	FOR	2	00.0%
AWAY	0	FOR	2	00.0%	AWAY	2	FOR	5	40.0%

PENALTY KILLING

FLYERS	5	FOR	7	71.4%	BOSTON	7	FOR	8	87.5%
HOME	3	FOR	5	60.0%	HOME	2	FOR	2	100.0%
AWAY	2	FOR	2	100.0%	AWAY	5	FOR	6	83.3%

vs. CAROLINA HURRICANES

- 2019-20 RESULTS -		
W	L	OTL
3	0	1

DATE	GAME NO.		FLYERS GOALSCORERS	GOALTENDERS	WINNING GOAL
11-5-19	14	CAROLINA 1 AT FLYERS 4	14P,11,49,28	HART (W)/MRAZEK (L)	T.KONECNY
11-21-19	22	FLYERS 5 AT CAROLINA 3	28,9P,48S,28,13	ELLIOTT (W)/MRAZEK (L)	C.GIROUX
1-7-20	43	FLYERS 4 AT CAROLINA 5 OT	11,12,62,6	ELLIOTT (W)/REIMER (L)	D.HAMILTON
3-5-20	67	CAROLINA 1 AT FLYERS 4	9,12,62,14	HART (W)/NEDELJKOVIC (L)	M.RAFFL

	GP	W	L	OT	PTS	GF	GA	SO	PPG	SHG	PIM
FLYERS	4	3	0	1	7	17	10	0	2	1	18
CAROLINA	4	1	3	0	2	10	17	0	1	0	30

GOALS BY PERIOD:	1ST	2ND	3RD	OT	TOTAL	SHOTS BY PERIOD:	1ST	2ND	3RD	OT	TOTAL
FLYERS	6	3	8	0	17	FLYERS	38	31	35	0	104
CAROLINA	4	3	2	1	10	CAROLINA	44	44	43	1	132

INDIVIDUAL SCORING:

FLYERS	GP	G	A	TP	+/	PIM	PP	SH	CAROLINA	GP	G	A	TP	+/	PIM	PP	SH
CLAUDE GIROUX	4	3	5	8	3	2	0	0	LUCAS WALLMARK	3	3	0	3	2	0	0	0
TRAVIS KONECNY	4	2	3	5	2	2	0	0	SEBASTIAN AHO	4	1	2	3	-3	0	0	0
SEAN COUTURIER	4	2	1	3	2	0	1	0	BROCK MCGINN	4	0	3	3	2	0	0	0
MICHAEL RAFFL	4	2	1	3	3	0	0	0	JOEL EDMUNDSON	4	1	1	2	2	18	0	0
PHILIPPE MYERS	4	0	3	3	-1	0	0	0	TEUVO TERAVAINEN	4	1	1	2	-6	0	1	0
NICOLAS AUBE-KUBEL	2	2	0	2	2	0	0	0	JAKE GARDINER	4	1	1	2	-3	2	0	0
IVAN PROVOROV	4	2	0	2	6	4	1	0	DOUGIE HAMILTON	3	1	1	2	-2	0	0	0
KEVIN HAYES	4	1	1	2	-1	0	0	0	WARREN FOEGELE	4	1	1	2	-2	0	0	0
MORGAN FROST	1	1	1	2	0	0	0	1	MARTIN NECAS	4	0	2	2	0	0	0	0
MATT NISKANEN	4	0	2	2	6	0	0	0	JORDAN STAAL	4	0	2	2	-3	0	0	0
TYLER PITLICK	4	0	2	2	3	2	0	0	JUSTIN WILLIAMS	1	1	0	1	0	0	0	0
JAKUB VORACEK	4	0	2	2	-1	4	0	0	TREVOR VAN RIEMSDYK	3	0	1	1	-1	0	0	0
SCOTT LAUGHTON	2	0	2	2	1	0	0	0	BRETT PESCE	3	0	1	1	-1	0	0	0
JOEL FARABEE	4	1	0	1	0	4	0	0	ANDREI SVECHNIKOV	4	0	1	1	-5	2	0	0
TRAVIS SANHEIM	4	1	0	1	-1	0	0	0	JORDAN MARTINOOK	3	0	1	1	2	2	0	0
ROBERT HAGG	3	0	1	1	2	0	0	0	RYAN DZINGEL	4	0	1	1	-1	0	0	0
OSKAR LINDBLOM	2	0	1	1	1	0	0	0	ERIK HAULA	1	0	1	1	1	2	0	0
JAMES VAN RIEMSDYK	3	0	1	1	1	0	0	0	NINO NIEDERREITER	4	0	0	0	-3	2	0	0
SHAYNE GOSTISBEHERE	3	0	1	1	2	0	0	0	EETU LUOSTARINEN	1	0	0	0	0	0	0	0
DEREK GRANT	1	0	1	1	0	0	0	0	BRIAN GIBBONS	1	0	0	0	0	0	0	0
NATE THOMPSON	1	0	1	1	2	0	0	0	JACCOB SLAVIN	4	0	0	0	-3	0	0	0
MIKHAIL VOROBYEV	1	0	0	0	-1	0	0	0	HAYDN FLEURY	3	0	0	0	-3	0	0	0
GERMAN RUBTSOV	1	0	0	0	0	0	0	0	VINCENT TROCHECK	1	0	0	0	-3	0	0	0
JUSTIN BRAUN	3	0	0	0	-1	0	0	0	BRADY SKJEI	1	0	0	0	-2	0	0	0
CARSEN TWARYNSKI	1	0	0	0	0	0	0	0									

GOALTENDING RECORD:

FLYERS	GP	MIN	GA	AVG	EN	SO	W	L	OT	SHOTS	SAVE %
BRIAN ELLIOTT	2	122	8	3.94	0	0	1	0	1	69	.884
CARTER HART	2	120	2	1.00	0	0	2	0	0	63	.968
TEAM TOTALS	4	242	10	2.48	0	0	3	0	1	132	.924

CAROLINA	GP	MIN	GA	AVG	EN	SO	W	L	OT	SHOTS	SAVE %
PETR MRAZEK	2	118	8	4.06	1	0	0	2	0	50	.840
ALEX NEDELJKOVIC	1	60	4	4.00	0	0	0	1	0	32	.875
JAMES REIMER	1	62	4	3.88	0	0	1	0	0	21	.810
TEAM TOTALS	4	240	16	4.00	1	0	1	3	0	103	.845

POWER PLAY:

FLYERS	2	FOR	10	20.0%	CAROLINA	1	FOR	9	11.1%
HOME	1	FOR	5	20.0%	HOME	1	FOR	6	16.7%
AWAY	1	FOR	5	20.0%	AWAY	0	FOR	3	00.0%

PENALTY KILLING

FLYERS	8	FOR	9	88.9%	CAROLINA	8	FOR	10	80.0%
HOME	3	FOR	3	33.3%	HOME	4	FOR	5	80.0%
AWAY	5	FOR	6	83.3%	AWAY	4	FOR	5	80.0%

Vs. COLUMBUS BLUE JACKETS

- 2019-20 RESULTS -		
W	L	OTL
4	0	0

DATE	GAME NO.		FLYERS GOALSCORERS	GOALTENDERS	WINNING GOAL
10-26-19	9	COLUMBUS 4 AT FLYERS 7	93,25P,53,25,13S,12,11P	ELLIOTT (W)/KORPISALO (L)	K.HAYES
11-27-19	25	FLYERS 3 AT COLUMBUS 2	18,21,28P	ELLIOTT (W)/KORPISALO (L)	C.GIROUX
2-18-20	60	COLUMBUS 1 AT FLYERS 5	13,14,5,11,93P	HART (W)/MERZLIKINS,KIVLENIEKS (L)	S.COUTURIER
2-20-20	61	FLYERS 4 AT COLUMBUS 3 OT	11,62,28P,13	ELLIOTT (W)/MERZLIKINS (L)	K.HAYES

	GP	W	L	OT	PTS	GF	GA	SO	PPG	SHG	PIM
FLYERS	4	4	0	0	8	19	10	0	5	1	28
COLUMBUS	4	0	3	1	1	10	19	0	1	0	36

GOALS BY PERIOD:	1ST	2ND	3RD	OT	TOTAL	SHOTS BY PERIOD:	1ST	2ND	3RD	OT	TOTAL
FLYERS	5	6	7	1	19	FLYERS	33	40	39	4	116
COLUMBUS	5	4	1	0	10	COLUMBUS	28	41	44	3	116

INDIVIDUAL SCORING:

FLYERS	GP	G	A	TP	+/-	PIM	PP	SH	COLUMBUS	GP	G	A	TP	+/-	PIM	PP	SH
TRAVIS KONECNY	4	3	5	8	-2	2	1	0	OLIVER BJORKSTRAND	4	2	2	4	-1	2	1	0
KEVIN HAYES	4	3	4	7	4	2	0	1	BOONE JENNER	4	2	1	3	2	10	0	0
JAKUB VORACEK	4	2	3	5	2	0	1	0	NICK FOLIGNO	4	2	1	3	-2	6	0	0
CLAUDE GIROUX	4	2	3	5	3	0	2	0	SONNY MILANO	3	0	3	3	1	2	0	0
JAMES VAN RIEMSDYK	4	2	2	4	3	0	1	0	JOSH ANDERSON	2	1	1	2	0	2	0	0
MICHAEL RAFFL	4	1	1	2	3	4	0	0	SETH JONES	2	1	1	2	0	2	0	0
IVAN PROVOROV	4	0	3	3	2	0	0	0	MARKUS NUTIVAARA	2	0	2	2	1	0	0	0
JOEL FARABEE	4	0	3	3	2	0	0	0	GUSTAV NYQUIST	4	0	2	2	0	2	0	0
SEAN COUTURIER	4	1	1	2	-4	6	0	0	EMIL BEMSTROM	4	0	2	2	-5	0	0	0
SHAYNE GOSTISBEHERE	1	1	1	2	0	2	0	0	ZACH WERENSKI	4	0	2	2	2	0	0	0
PHILIPPE MYERS	3	1	1	2	3	0	0	0	VLADISLAV GAVRIKOV	4	0	2	2	-1	0	0	0
NICOLAS AUBE-KUBEL	2	1	1	2	2	2	0	0	PIERRE-LUC DUBOIS	4	1	0	1	-2	2	0	0
TRAVIS SANHEIM	4	0	2	2	6	4	0	0	STEFAN MATTEAU	1	1	0	1	1	0	0	0
MATT NISKANEN	4	0	2	2	1	2	0	0	DEAN KUKAN	2	0	1	1	1	2	0	0
TYLER PITLICK	3	1	0	1	1	2	0	0	RYAN MURRAY	2	0	0	0	-2	0	0	0
SCOTT LAUGHTON	4	1	0	1	-1	0	0	0	DAVID SAVARD	4	0	0	0	-4	0	0	0
ROBERT HAGG	4	0	1	1	-3	2	0	0	SCOTT HARRINGTON	2	0	0	0	-2	0	0	0
MARK FRIEDMAN	1	0	0	0	-1	0	0	0	JAKOB LJLJA	2	0	0	0	0	0	0	0
CHRIS STEWART	1	0	0	0	0	0	0	0	ANDREW PEEKE	2	0	0	0	-3	0	0	0
OSKAR LINDBLOM	2	0	0	0	-3	0	0	0	ERIC ROBINSON	3	0	0	0	0	0	0	0
JUSTIN BRAUN	3	0	0	0	1	2	0	0	CAM ATKINSON	2	0	0	0	-2	0	0	0
CONNOR BUNNAMAN	2	0	0	0	2	0	0	0	ALEXANDER WENNBERG	2	0	0	0	-1	4	0	0
MIKHAIL VOROBYEV	1	0	0	0	0	0	0	0	ALEXANDRE TEXIER	2	0	0	0	-2	0	0	0
MORGAN FROST	1	0	0	0	-1	0	0	0	NATHAN GERBE	2	0	0	0	-2	2	0	0
									RILEY NASH	3	0	0	0	0	0	0	0
									KEVIN STENLUND	2	0	0	0	-2	0	0	0

GOALTENDING RECORD:

FLYERS	GP	MIN	GA	AVG	EN	SO	W	L	OT	SHOTS	SAVE %
BRIAN ELLIOTT	3	184	9	2.94	0	0	3	0	0	87	.897
CARTER HART	1	60	1	1.00	0	0	1	0	0	29	.966
TEAM TOTALS	4	244	10	2.46	0	0	4	0	0	116	.914

COLUMBUS	GP	MIN	GA	AVG	EN	SO	W	L	OT	SHOTS	SAVE %
MATISS KIVLENIEKS	1	16	1	3.67	0	0	0	0	0	3	.667
JOONAS KORPISALO	2	117	9	4.62	1	0	0	2	0	67	.866
ELVIS MERZLIKINS	2	108	8	4.46	0	0	0	1	1	45	.822
TEAM TOTALS	4	241	18	4.48	1	0	0	3	1	115	.843

POWER PLAY:

FLYERS	5	FOR	11	45.5%	COLUMBUS	1	FOR	12	8.3%
HOME	3	FOR	5	60.0%	HOME	0	FOR	4	00.0%
AWAY	2	FOR	6	33.3%	AWAY	1	FOR	8	12.5%

PENALTY KILLING

FLYERS	11	FOR	12	91.7%	COLUMBUS	6	FOR	11	54.5%
HOME	7	FOR	8	87.5%	HOME	4	FOR	6	66.7%
AWAY	4	FOR	4	100.0%	AWAY	2	FOR	5	40.0%

vs. FLORIDA PANTHERS

- 2019-20 RESULTS -		
W	L	OTL
2	1	0

DATE	GAME NO.	FLYERS GOALSCORERS	GOALTENDERS	WINNING GOAL
11-19-19	21	FLYERS 2 AT FLORIDA 5	6,48	HART,ELLIOTT (L)/BOBROVSKY (W)
2-10-20	56	FLORIDA 1 AT FLYERS 4	9,25,6,28S	HART (W)/BOBROVSKY (L)
2-13-20	58	FLYERS 6 AT FLORIDA 2	25,18,62,21,14,8P	HART (W)/BOBROVSKY,MONTEMBEAULT (L)N.AUBE-KUBEL

	GP	W	L	OT	PTS	GF	GA	SO	PPG	SHG	PIM
FLYERS	3	2	1	0	4	12	8	0	1	1	22
FLORIDA	3	1	2	0	2	8	12	0	0	0	24

GOALS BY PERIOD:	1ST	2ND	3RD	OT	TOTAL	SHOTS BY PERIOD:	1ST	2ND	3RD	OT	TOTAL
FLYERS	5	4	3	0	12	FLYERS	33	37	29	0	99
FLORIDA	3	2	3	0	8	FLORIDA	32	28	25	0	85

INDIVIDUAL SCORING:

FLYERS	GP	G	A	P	+/-	PIM	PP	SH	FLORIDA	GP	G	A	P	+/-	PIM	PP	SH
JAMES VAN RIEMSDYK	3	2	3	5	5	2	0	0	ALEKSANDER BARKOV	3	2	2	4	2	0	0	0
JUSTIN BRAUN	3	0	4	4	2	2	0	0	JONATHAN HUBERDEAU	3	2	0	2	2	6	0	0
TRAVIS SANHEIM	3	2	1	3	2	0	0	0	MACKENZIE WEEGAR	2	1	1	2	-2	0	0	0
MATT NISKANEN	3	0	3	3	-2	0	0	0	BRETT CONNOLLY	3	1	1	2	-4	0	0	0
TYLER PITLICK	3	1	1	2	2	2	0	0	AARON EKBLAD	3	0	2	2	-3	2	0	0
SCOTT LAUGHTON	2	1	1	2	1	2	0	0	EVGENII DADONOV	3	0	2	2	3	0	0	0
CLAUDE GIROUX	3	1	1	2	1	0	0	1	COLTON SCHOEVIUR	3	1	0	1	-1	0	0	0
MICHAEL RAFFL	3	0	2	2	-2	0	0	0	MIKE HOFFMAN	3	1	0	1	-2	2	0	0
MORGAN FROST	2	1	0	1	1	0	0	0	MIKE MATHESON	2	0	1	1	1	0	0	0
SEAN COUTURIER	3	1	0	1	1	2	0	0	VINCENT TROCHECK	3	0	1	1	-4	4	0	0
NICOLAS AUBE-KUBEL	2	1	0	1	1	2	0	0	JOSH BROWN	3	0	1	1	0	2	0	0
ROBERT HAGG	2	1	0	1	4	2	1	0	ANTON STRALMAN	3	0	1	1	-1	0	0	0
IVAN PROVOROV	3	1	0	1	-3	0	0	0	KEITH YANDLE	3	0	1	1	-1	0	0	0
JAKUB VORACEK	3	0	1	1	1	0	0	0	MARK PYSYK	3	0	0	0	-1	0	0	0
PHILIPPE MYERS	3	0	1	1	3	6	0	0	DENIS MALGIN	1	0	0	0	1	0	0	0
KEVIN HAYES	3	0	1	1	-1	0	0	0	BRIAN BOYLE	1	0	0	0	0	0	0	0
TRAVIS KONECNY	3	0	1	1	-1	0	0	0	NOEL ACCIARI	3	0	0	0	-2	2	0	0
JOEL FARABEE	2	0	0	0	-1	0	0	0	FRANK VATRANO	3	0	0	0	-2	2	0	0
OSKAR LINDBLOM	1	0	0	0	-1	0	0	0	DOMINIC TONINATO	3	0	0	0	0	2	0	0
CONNOR BUNNAMAN	2	0	0	0	1	0	0	0	RILEY STILLMAN	2	0	0	0	-2	0	0	0
SHAYNE GOSTISBEHERE	1	0	0	0	0	2	0	0	JAYCE HAWRYLUK	1	0	0	0	0	2	0	0
ANDY ANDREOFF	1	0	0	0	-1	0	0	0									

GOALTENDING RECORD:

FLYERS	GP	MIN	GA	AVG	EN	SO	W	L	OT	SHOTS	SAVE %
BRIAN ELLIOTT	1	28	0	0.00	1	0	0	0	0	7	1.000
CARTER HART	3	150	7	2.80	0	0	2	1	0	77	.909
TEAM TOTALS	3	178	7	2.36	1	0	2	1	0	84	.917

FLORIDA	GP	MIN	GA	AVG	EN	SO	W	L	OT	SHOTS	SAVE %
SERGEI BOBROVSKY	3	139	8	3.44	1	0	1	2	0	79	.899
SAM MONTEMBEAULT	1	40	3	4.50	0	0	0	0	0	19	.842
TEAM TOTALS	3	179	11	3.69	1	0	1	2	0	98	.888

POWER PLAY

FLYERS	1	FOR	10	10.0%	FLORIDA	0	FOR	9	00.0%
HOME	0	FOR	5	00.0%	HOME	0	FOR	4	00.0%
AWAY	1	FOR	5	20.0%	AWAY	0	FOR	5	00.0%

PENALTY KILLING

FLYERS	9	FOR	9	100.0%	FLORIDA	9	FOR	10	90.0%
HOME	5	FOR	5	100.0%	HOME	4	FOR	5	80.0%
AWAY	4	FOR	4	100.0%	AWAY	5	FOR	5	100.0%

VS. MONTREAL CANADIENS

- 2019-20 RESULTS -		
W	L	OTL
2	1	0

DATE	GAME NO.		FLYERS GOALSCORERS	GOALTENDERS	WINNING GOAL
11-7-19	15	MONTREAL 2 AT FLYERS 3 OT	5,25,14	HART (W)/PRICE (L)	S.COUTURIER
11-30-19	27	FLYERS 4 AT MONTREAL 3 OT	23,13,11,9	ELLIOTT (W)/KINKAID (L)	I.PROVOROV
1-16-20	48	MONTREAL 4 AT FLYERS 1	49	LYON (L)/PRICE (W)	I.KOVALCHUK

FLYERS	GP	W	L	OT	PTS	GF	GA	SO	PPG	SHG	PIM
MONTREAL	3	2	1	0	4	8	9	0	0	0	17
MONTREAL	3	1	0	2	4	9	8	0	2	0	39

GOALS BY PERIOD:	1ST	2ND	3RD	OT	TOTAL	SHOTS BY PERIOD:	1ST	2ND	3RD	OT	TOTAL
FLYERS	2	3	1	2	8	FLYERS	37	47	27	2	113
MONTREAL	2	4	3	0	9	MONTREAL	34	37	35	0	106

INDIVIDUAL SCORING:

FLYERS	GP	G	A	P	+/-	PIM	PP	SH	CANADIENS	GP	G	A	P	+/-	PIM	PP	SH
JOEL FARABEE	3	1	1	2	1	0	0	0	TOMAS TATAR	3	3	2	5	1	6	1	0
IVAN PROVOROV	3	1	1	2	0	2	0	0	PHILLIP DANAULT	3	0	5	5	4	2	0	0
TRAVIS KONECNY	3	1	1	2	0	0	0	0	SHEA WEBER	3	1	2	3	1	0	0	0
SEAN COUTURIER	3	1	1	2	1	0	0	0	ILYA KOVALCHUK	1	2	0	2	2	0	1	0
CLAUDE GIROUX	3	0	2	2	0	0	0	0	BEN CHIAROT	3	1	1	2	2	0	0	0
JAKUB VORACEK	3	0	2	2	0	0	0	0	NICK COUSINS	3	0	2	2	0	0	0	0
OSKAR LINDBLOM	2	1	0	1	1	0	0	0	JOEL ARMIA	3	1	0	1	0	0	0	0
KEVIN HAYES	3	1	0	1	-1	2	0	0	ARTTURI LEHKONEN	3	1	0	1	0	4	0	0
PHILIPPE MYERS	3	1	0	1	0	2	0	0	JEFF PETRY	3	0	1	1	-2	0	0	0
JAMES VAN RIEMSDYK	3	1	0	1	1	0	0	0	JONATHAN DROUIN	1	0	1	1	0	0	0	0
CONNOR BUNNAMAN	1	0	1	1	0	2	0	0	VICTOR METE	3	0	1	1	1	0	0	0
JUSTIN BRAUN	2	0	1	1	-1	0	0	0	NICK SUZUKI	3	0	1	1	-2	0	0	0
TYLER PITLICK	3	0	1	1	0	0	0	0	DALE WEISE	1	0	0	0	-1	2	0	0
MICHAEL RAFFL	3	0	1	1	0	0	0	0	BRETT KULAK	1	0	0	0	1	0	0	0
MIKHAIL VOROBYEV	1	0	0	0	0	0	0	0	BRENDAN GALLAGHER	2	0	0	0	1	0	0	0
SCOTT LAUGHTON	2	0	0	0	0	0	0	0	PAUL BYRON	1	0	0	0	-1	0	0	0
MORGAN FROST	1	0	0	0	-1	0	0	0	GUSTAV OLOFSSON	1	0	0	0	-2	0	0	0
CARSEN TWARYNSKI	1	0	0	0	0	0	0	0	CHARLES HUDON	1	0	0	0	0	0	0	0
SHAYNE GOSTISBEHERE	2	0	0	0	0	0	0	0	JORDAN WEAL	1	0	0	0	-1	0	0	0
MARK FRIEDMAN	1	0	0	0	0	0	0	0	JESPERI KOTKANIEMI	2	0	0	0	-1	17	0	0
NICOLAS AUBE-KUBEL	1	0	0	0	0	2	0	0	MAX DOMI	3	0	0	0	0	2	0	0
TRAVIS SANHEIM	3	0	0	0	0	2	0	0	RYAN POEHLING	2	0	0	0	-1	0	0	0
ROBERT HAGG	1	0	0	0	0	5	0	0	CALE FLEURY	2	0	0	0	-2	0	0	0
MATT NISKANEN	3	0	0	0	0	0	0	0	MIKE REILLY	1	0	0	0	0	0	0	0
									MARCO SCANDELLA	1	0	0	0	1	2	0	0
									NATE THOMPSON	3	0	0	0	-2	0	0	0

GOALTENDING RECORD:

FLYERS	GP	MIN	GA	AVG	EN	SO	W	L	OT	SHOTS	SAVE %
BRIAN ELLIOTT	1	61	3	2.97	0	0	1	0	0	42	.929
CARTER HART	1	61	2	1.97	0	0	1	0	0	24	.917
ALEX LYON	1	60	4	4.00	0	0	0	1	0	40	.900
TEAM TOTALS	3	182	9	2.97	0	0	2	1	0	106	.915
MONTREAL	GP	MIN	GA	AVG	EN	SO	W	L	OT	SHOTS	SAVE %
KEITH KINKAID	1	61	4	3.97	0	0	0	0	1	84	.952
CAREY PRICE	2	121	4	1.98	0	0	1	0	1	29	.862
TEAM TOTALS	3	182	8	2.64	0	0	1	0	2	113	.929

POWER PLAY:

FLYERS	0	FOR	12	00.0%	MONTREAL	2	FOR	6	33.3%
HOME	0	FOR	10	00.0%	HOME	1	FOR	3	33.3%
AWAY	0	FOR	2	00.0%	AWAY	1	FOR	3	33.3%

PENALTY KILLING

FLYERS	4	FOR	6	66.7%	MONTREAL	12	FOR	12	100.0%
HOME	2	FOR	3	66.7%	HOME	2	FOR	2	100.0%
AWAY	2	FOR	3	66.7%	AWAY	10	FOR	10	100.0%

vs. NEW YORK ISLANDERS

- 2019-20 RESULTS -		
W	L	OTL
0	2	1

DATE	GAME NO.		FLYERS GOALSCORERS	GOALTENDERS	WINNING GOAL
10-27-19	10	FLYERS 3 AT ISLANDERS 5	93,11,28	ELLIOTT,HART (L)/VARLAMOV (W)	R.PULOCK
11-16-19	20	ISLANDERS 4 AT FLYERS 3 SO	14,9P,23	ELLIOTT (L)/GREISS (W)	J.EBERLE
2-11-20	57	FLYERS 3 AT ISLANDERS 5	11,8,14	ELLIOTT (L)/VARLAMOV (W)	R.PULOCK

	GP	W	L	OT	PTS	GF	GA	SO	PPG	SHG	PIM
FLYERS	3	0	2	1	1	9	13	0	1	0	19
ISLANDERS	3	3	0	0	6	13	9	0	1	0	23

GOALS BY PERIOD:	1ST	2ND	3RD	OT	TOTAL	SHOTS BY PERIOD:	1ST	2ND	3RD	OT	TOTAL
FLYERS	4	3	2	0	9	FLYERS	29	31	39	1	100
ISLANDERS	6	2	5	0	13	ISLANDERS	27	34	30	3	94

INDIVIDUAL SCORING:

FLYERS	GP	G	A	P	+/-	PIM	PP	SH	ISLANDERS	GP	G	A	P	+/-	PIM	PP	SH
SEAN COUTURIER	3	2	1	3	-1	0	0	0	MATTHEW BARZAL	3	2	3	5	2	2	1	0
CLAUDE GIROUX	3	1	2	3	1	2	0	0	DERICK BRASSARD	3	1	3	4	3	0	0	0
IVAN PROVOROV	3	1	2	3	-1	0	1	0	JOSH BAILEY	3	1	2	3	1	0	0	0
TRAVIS KONECNY	3	2	0	2	0	0	0	0	ANDERS LEE	3	1	2	3	0	0	0	0
OSKAR LINDBLOM	2	1	1	2	-2	0	0	0	BROCK NELSON	3	0	3	3	-1	2	0	0
JAKUB VORACEK	3	1	1	2	1	0	0	0	RYAN PULOCK	3	2	0	2	4	2	0	0
JAMES VAN RIEMSDYK	3	0	2	2	0	0	0	0	ANTHONY BEAUVILLIER	3	2	0	2	1	0	0	0
SCOTT LAUGHTON	1	0	2	2	0	0	0	0	JORDAN EBERLE	2	1	1	2	0	2	0	0
ROBERT HAGG	2	1	0	1	1	0	0	0	LEO KOMAROV	1	1	1	2	1	0	0	0
KEVIN HAYES	3	0	1	1	-2	4	0	0	MATT MARTIN	1	1	0	1	0	0	0	0
JOEL FARABEE	3	0	1	1	-1	0	0	0	ROSS JOHNSTON	2	1	0	1	1	9	0	0
TRAVIS SANHEIM	3	0	1	1	-3	2	0	0	CAL CLUTTERBUCK	2	0	1	1	1	0	0	0
JUSTIN BRAUN	3	0	1	1	1	0	0	0	DEVON TOEWS	3	0	1	1	5	0	0	0
MATT NISKANEN	3	0	1	1	-2	0	0	0	COLE BARDREAU	1	0	1	1	0	2	0	0
CONNOR BUNNAMAN	1	0	0	0	0	0	0	0	ADAM PELECH	2	0	1	1	2	0	0	0
MIKHAIL VOROBYEV	1	0	0	0	-1	0	0	0	JOHNNY BOYCHUK	3	0	1	1	0	2	0	0
ANDY ANDREOFF	1	0	0	0	0	0	0	0	OLIVER WAHLSTROM	1	0	0	0	1	0	0	0
SAMUEL MORIN	1	0	0	0	-1	0	0	0	OTTO KOIVULA	1	0	0	0	0	0	0	0
PHILIPPE MYERS	1	0	0	0	-2	0	0	0	CASEY CIZIKAS	3	0	0	0	1	2	0	0
NICOLAS AUBE-KUBEL	1	0	0	0	0	0	0	0	NOAH DOBSON	1	0	0	0	-1	0	0	0
MICHAEL RAFFL	3	0	0	0	-2	0	0	0	KIEFFER BELLAWS	1	0	0	0	0	0	0	0
SHAYNE GOSTISBEHERE	2	0	0	0	-1	2	0	0	MICHAEL DAL COLLE	3	0	0	0	1	0	0	0
TYLER PITLICK	3	0	0	0	-4	0	0	0	SCOTT MAYFIELD	3	0	0	0	0	0	0	0
CHRIS STEWART	2	0	0	0	-1	7	0	0	NICK LEDDY	3	0	0	0	-2	0	0	0

GOALTENDING RECORD:

FLYERS	GP	MIN	GA	AVG	EN	SO	W	L	OT	SHOTS	SAVE %
BRIAN ELLIOTT	3	152	7	2.76	1	0	0	1	1	79	.911
CARTER HART	1	29	5	10.43	0	0	0	1	0	14	.643
TEAM TOTALS	3	181	12	3.98	1	0	0	2	1	93	.871

ISLANDERS	GP	MIN	GA	AVG	EN	SO	W	L	OT	SHOTS	SAVE %
THOMAS GREISS	1	65	3	2.79	0	0	1	0	0	31	.903
SEMYON VARLAMOV	2	120	6	3.00	0	0	2	0	0	69	.913
TEAM TOTALS	3	185	9	2.92	0	0	3	0	0	100	.910

POWER PLAY:

FLYERS	1	FOR	8	12.5%	ISLANDERS	1	FOR	6	16.7%
HOME	1	FOR	3	33.3%	HOME	0	FOR	3	00.0%
AWAY	0	FOR	5	00.0%	AWAY	1	FOR	3	33.3%

PENALTY KILLING

FLYERS	5	FOR	6	83.3%	ISLANDERS	7	FOR	8	87.5%
HOME	2	FOR	3	66.7%	HOME	5	FOR	5	100.0%
AWAY	3	FOR	3	100.0%	AWAY	2	FOR	3	66.7%

vs. NEW YORK RANGERS

- 2019-20 RESULTS -		
W	L	OTL
3	0	0

DATE	GAME NO.		FLYERS GOALSCORERS	GOALTENDERS	WINNING GOAL
12-23-19	37	RANGERS 1 AT FLYERS 5	6,13,6,13,62P	HART (W)/LUNDQVIST (L)	K.HAYES
2-28-20	64	RANGERS 2 AT FLYERS 5	14,25,28,28P,13	HART (W)/GEORGIEV (L)	C.GIROUX
3-1-20	65	FLYERS 5 AT RANGERS 3	15P,14P,12S,38,11P	HART (W)/LUNDQVIST (L)	D.GRANT

	GP	W	L	OT	PTS	GF	GA	SO	PPG	SHG	PIM
FLYERS	3	3	0	0	6	15	6	0	5	1	30
RANGERS	3	0	3	0	0	6	15	0	3	1	42

GOALS BY PERIOD:	1ST	2ND	3RD	OT	TOTAL	SHOTS BY PERIOD:	1ST	2ND	3RD	OT	TOTAL
FLYERS	4	5	6	0	15	FLYERS	41	27	28	0	96
RANGERS	1	2	3	0	6	RANGERS	25	29	35	0	89

INDIVIDUAL SCORING:

FLYERS	GP	G	A	P	+/-	PIM	PP	SH	NY RANGERS	GP	G	A	P	+/-	PIM	PP	SH
JAKUB VORACEK	3	0	7	7	2	4	0	0	MIKA ZIBANEJAD	3	2	1	3	-7	0	2	0
TRAVIS SANHEIM	3	2	3	5	2	4	0	0	ARTEMI PANARIN	3	0	3	3	-4	0	0	0
SEAN COUTURIER	3	2	2	4	2	0	1	0	JESPER FAST	3	2	0	2	0	0	0	1
TRAVIS KONECNY	3	1	3	4	-1	2	1	0	BRETT HOWDEN	3	1	1	2	-2	6	0	0
KEVIN HAYES	3	3	0	3	2	2	0	0	PAVEL BUCHNEVICH	3	1	1	2	-3	4	1	0
CLAUDE GIROUX	3	2	1	3	2	0	1	0	TONY DEANGELO	3	0	2	2	-5	2	0	0
NICOLAS AUBE-KUBEL	3	1	2	3	1	0	1	0	BRADY SKJEI	1	0	1	1	-1	0	0	0
JAMES VAN RIEMSDYK	3	1	2	3	3	0	0	0	GREG MCKEGG	2	0	1	1	1	4	0	0
DEREK GRANT	2	1	1	2	2	0	0	0	ADAM FOX	3	0	1	1	0	4	0	0
IVAN PROVOROV	3	0	2	2	1	2	0	0	JACOB TROUBA	3	0	0	0	-1	0	0	0
JUSTIN BRAUN	3	0	2	2	4	0	0	0	PHILLIP DI GIUSEPPE	2	0	0	0	-1	0	0	0
SCOTT LAUGHTON	2	0	2	2	2	4	0	0	BRENDAN LEMIEUX	3	0	0	0	-1	12	0	0
MATT NISKANEN	3	1	0	1	3	2	1	0	BRENDAN SMITH	3	0	0	0	-1	0	0	0
MICHAEL RAFFL	3	1	0	1	1	2	0	1	JULIEN GAUTHIER	2	0	0	0	0	0	0	0
TYLER PITLICK	3	0	1	1	2	0	0	0	KAAPO KAKKO	2	0	0	0	-1	0	0	0
JOEL FARABEE	1	0	1	1	2	0	0	0	MARC STAAL	3	0	0	0	-3	0	0	0
ROBERT HAGG	2	0	0	0	2	0	0	0	RYAN STROME	3	0	0	0	-4	6	0	0
NATE THOMPSON	2	0	0	0	0	4	0	0	RYAN LINDGREN	3	0	0	0	-1	4	0	0
PHILIPPE MYERS	3	0	0	0	2	4	0	0	FILIP CHYTIL	3	0	0	0	-1	0	0	0
SHAYNE GOSTISBEHERE	1	0	0	0	1	0	0	0	CHRIS KREIDER	2	0	0	0	-2	0	0	0
ANDY ANDREOFF	1	0	0	0	0	0	0	0	MICHEAL HALEY	1	0	0	0	0	0	0	0
MORGAN FROST	1	0	0	0	0	0	0	0									
MIKHAIL VOROBYEV	1	0	0	0	0	0	0	0									

GOALTENDING RECORD:

FLYERS	GP	MIN	GA	AVG	EN	SO	W	L	OT	SHOTS	SAVE %
CARTER HART	3	180	6	2.00	0	0	3	0	0	89	.933
TEAM TOTALS	3	180	6	2.00	0	0	3	0	0	89	.933

RANGERS	GP	MIN	GA	AVG	EN	SO	W	L	OT	SHOTS	SAVE %
ALEXANDAR GEORGIEV	1	60	5	5.00	0	0	0	1	0	40	.875
HENRIK LUNDQVIST	2	117	10	5.11	0	0	0	2	0	56	.821
TEAM TOTALS	3	177	15	5.08	0	0	0	3	0	96	.848

POWER PLAY:

FLYERS	5	FOR	14	35.7%	RANGERS	3	FOR	13	23.1%
HOME	2	FOR	9	22.2%	HOME	0	FOR	7	00.0%
AWAY	3	FOR	5	60.0%	AWAY	3	FOR	6	50.0%

PENALTY KILLING

FLYERS	10	FOR	13	76.9%	RANGERS	9	FOR	14	64.3%
HOME	7	FOR	7	100.0%	HOME	2	FOR	5	40.0%
AWAY	3	FOR	6	50.0%	AWAY	7	FOR	9	77.8%

Vs. PITTSBURGH PENGUINS

- 2019-20 RESULTS -		
W	L	OTL
1	1	1

DATE	GAME NO.	FLYERS GOALSCORERS	GOALTENDERS	WINNING GOAL	
10-29-19	11	FLYERS 1 AT PITTSBURGH 7	23	ELLIOTT,HART (L)/MURRAY(W)	J.MCCANN
1-21-20	50	PITTSBURGH 0 AT FLYERS 3	93,25,61	ELLIOTT (W)/JARRY (L)	J.VORACEK
1-31-20	51	FLYERS 3 AT PITTSBURGH 4 OT	93P,18,21	ELLIOTT (L)/JARRY (W)	S.CROSBY

	GP	W	L	OT	PTS	GF	GA	SO	PPG	SHG	PIM
FLYERS	3	1	1	1	3	7	11	1	1	0	18
PITTSBURGH	3	2	1	0	4	11	7	0	2	0	22
GOALS BY PERIOD:	1ST	2ND	3RD	OT	TOTAL	SHOTS BY PERIOD:	1ST	2ND	3RD	OT	TOTAL
FLYERS	1	3	3	0	7	FLYERS	22	34	34	0	90
PITTSBURGH	4	5	1	1	11	PITTSBURGH	27	32	16	1	76

INDIVIDUAL SCORING:

FLYERS	GP	G	A	TP	+/-	PIM	PP	SH	PITTSBURGH	GP	G	A	TP	+/-	PIM	PP	SH
JAKUB VORACEK	3	2	0	2	-1	4	1	0	SIDNEY CROSBY	3	2	4	6	1	4	0	0
TYLER PITLICK	3	1	1	2	1	0	0	0	DOMINIK KAHUN	1	1	2	3	3	0	0	0
SEAN COUTURIER	3	0	2	2	0	0	0	0	EVGENI MALKIN	2	1	2	3	0	4	0	0
JOEL FARABEE	3	0	2	2	-2	2	0	0	BRYAN RUST	3	1	2	3	2	0	1	0
MATT NISKANEN	3	0	2	2	-1	0	0	0	KRIS LETANG	3	1	2	3	2	2	1	0
SCOTT LAUGHTON	2	1	0	1	2	0	0	0	DOMINIK SIMON	3	1	2	3	0	0	0	0
OSKAR LINDBLOM	1	1	0	1	1	0	0	0	JARED MCCANN	3	1	1	2	0	0	0	0
JAMES VAN RIEMSDYK	3	1	0	1	1	0	0	0	PATRIC HORNQVIST	3	0	2	2	-2	0	0	0
JUSTIN BRAUN	3	1	0	1	-1	2	0	0	JAKE GUENTZEL	1	1	0	1	3	0	0	0
KEVIN HAYES	3	0	1	1	-1	0	0	0	ZACH ASTON-REESE	3	1	0	1	0	2	0	0
CLAUDE GIROUX	3	0	1	1	0	0	0	0	JUSTIN SCHULTZ	2	1	0	1	1	0	0	0
NICOLAS AUBE-KUBEL	2	0	1	1	1	0	0	0	BRANDON TANEV	3	0	1	1	0	0	0	0
TRAVIS KONECNY	3	0	1	1	0	2	0	0	JACK JOHNSON	3	0	1	1	-1	0	0	0
SHAYNE GOSTISBEHERE	1	0	1	1	0	0	0	0	JOHN MARINO	3	0	0	0	0	2	0	0
MICHAEL RAFFL	2	0	0	0	-5	0	0	0	ANTHONY ANGELLO	1	0	0	0	0	0	0	0
IVAN PROVOROV	3	0	0	0	-1	0	0	0	MARCUS PETTERSSON	3	0	0	0	2	0	0	0
PHILIPPE MYERS	2	0	0	0	1	2	0	0	CHAD RUHWEDL	2	0	0	0	-1	0	0	0
CHRIS STEWART	1	0	0	0	-3	0	0	0	TEDDY BLUEGER	3	0	0	0	0	0	0	0
TRAVIS SANHEIM	3	0	0	0	-3	0	0	0	SAM LAFFERTY	1	0	0	0	0	0	0	0
ROBERT HAGG	3	0	0	0	0	4	0	0	JUUSO RIIKOLA	1	0	0	0	0	2	0	0
GERMAN RUBTSOV	1	0	0	0	0	0	0	0	NICK BJUGSTAD	1	0	0	0	0	2	0	0
MIKHAIL VOROBYEV	1	0	0	0	-3	0	0	0	ALEX GALCHENYUK	3	0	0	0	-1	2	0	0
CONNOR BUNNAMAN	2	0	0	0	1	0	0	0	ANDREW AGOZZINO	2	0	0	0	0	0	0	0
									BRIAN DUMOULIN	1	0	0	0	3	0	0	0

GOALTENDING RECORD:

FLYERS	GP	MIN	GA	AVG	EN	SO	W	L	OT	SHOTS	SAVE %
BRIAN ELLIOTT	3	160	10	3.74	0	1	1	1	1	67	.851
CARTER HART	1	19	1	3.21	0	0	0	0	0	9	.889
TEAM TOTALS	3	179	11	3.69	0	1	1	1	1	76	.855
PITTSBURGH	GP	MIN	GA	AVG	EN	SO	W	L	OT	SHOTS	SAVE %
TRISTAN JARRY	2	121	5	2.49	1	0	1	1	0	59	.915
MATT MURRAY	1	60	1	1.00	0	0	1	0	0	30	.967
TEAM TOTALS	3	181	6	1.99	1	0	2	1	0	89	.933

POWER PLAY:

FLYERS	1	FOR	10	10.0%	PITTSBURGH	2	FOR	8	25.0%
HOME	0	FOR	3	00.0%	HOME	2	FOR	5	40.0%
AWAY	1	FOR	7	14.3%	AWAY	0	FOR	3	00.0%

PENALTY KILLING

FLYERS	6	FOR	8	75.0%	PITTSBURGH	9	FOR	10	90.0%
HOME	3	FOR	3	100.0%	HOME	3	FOR	3	100.0%
AWAY	3	FOR	5	60.0%	AWAY	6	FOR	7	85.7%

Vs. TAMPA BAY LIGHTNING

- 2019-20 RESULTS -		
W	L	OTL
0	2	0

DATE	GAME NO.	FLYERS GOALSCORERS	GOALTENDERS	WINNING GOAL
12-27-18	36	FLYERS 0 AT TAMPA BAY 1	HART (L)/VASILEVSKIY (W)	P.MAROON
2-19-19	60	TAMPA BAY 5 AT FLYERS 3 9P,25P,28	HART (L)/VASILEVSKIY (W)	B.POINT

	GP	W	L	OT	PTS	GF	GA	SO	PPG	SHG	PIM
FLYERS	2	0	2	0	2	3	6	0	2	0	22
TAMPA BAY	2	2	0	0	4	6	3	1	0	0	30

GOALS BY PERIOD:	1ST	2ND	3RD	OT	TOTAL	SHOTS BY PERIOD:	1ST	2ND	3RD	OT	TOTAL
FLYERS	0	1	2	0	3	FLYERS	15	16	25	0	56
TAMPA BAY	2	2	2	0	6	TAMPA BAY	19	19	14	0	52

INDIVIDUAL SCORING:

FLYERS	GP	G	A	P	+/-	PIM	PP	SH	TAMPA BAY	GP	G	A	P	+/-	PIM	PP	SH
IVAN PROVOROV	2	1	1	2	-4	4	1	0	PAT MAROON	2	1	1	2	2	2	0	0
CLAUDE GIROUX	2	1	1	2	-2	2	0	0	NIKITA KUCHEROV	2	1	1	2	1	2	0	0
JAMES VAN RIEMSDYK	2	1	0	1	-3	0	1	0	VICTOR HEDMAN	2	0	2	2	3	0	0	0
MATT NISKANEN	2	0	1	1	-3	0	0	0	STEVEN STAMKOS	2	0	2	2	1	2	0	0
SEAN COUTURIER	2	0	1	1	-1	0	0	0	CEDRIC PAQUETTE	2	1	0	1	1	0	0	0
TRAVIS SANHEIM	2	0	1	1	0	0	0	0	BRAYDEN POINT	2	1	0	1	1	0	0	0
TRAVIS KONECNY	2	0	1	1	0	8	0	0	ALEX KILLORN	2	1	0	1	1	0	0	0
CONNOR BUNNAMAN	1	0	0	0	0	0	0	0	CARTER VERHAEGHE	2	1	0	1	1	0	0	0
MICHAEL RAFFL	2	0	0	0	0	2	0	0	KEVIN SHATTENKIRK	2	0	1	1	1	2	0	0
SCOTT LAUGHTON	2	0	0	0	-2	0	0	0	TYLER JOHNSON	2	0	1	1	1	0	0	0
KEVIN HAYES	2	0	0	0	-2	2	0	0	MIKHAIL SERGACHEV	2	0	1	1	1	0	0	0
DAVID KASE	1	0	0	0	0	0	0	0	YANNI GOURDE	2	0	1	1	1	2	0	0
MARK FRIEDMAN	1	0	0	0	0	0	0	0	ANTHONY CIRELLI	2	0	0	0	2	0	0	0
JOEL FARABEE	2	0	0	0	0	0	0	0	MITCHELL STEPHENS	2	0	0	0	2	6	0	0
PHILIPPE MYERS	2	0	0	0	-1	0	0	0	ALEXANDER VOLKOV	1	0	0	0	0	0	0	0
NICOLAS AUBE-KUBEL	2	0	0	0	-1	0	0	0	JAN RUTTA	1	0	0	0	0	0	0	0
ROBERT HAGG	2	0	0	0	-1	2	0	0	ERIK CERNAK	2	0	0	0	4	10	0	0
TYLER PITLICK	2	0	0	0	-2	0	0	0	ONDREJ PALAT	1	0	0	0	1	0	0	0
JAKUB VORACEK	2	0	0	0	-2	2	0	0	LUKE SCHENN	1	0	0	0	0	0	0	0
JUSTIN BRAUN	1	0	0	0	-1	0	0	0	BRAYDON COBURN	2	0	0	0	1	4	0	0

GOALTENDING RECORD:

FLYERS	GP	MIN	GA	AVG	EN	SO	W	L	OT	SHOTS	SAVE %
CARTER HART	2	115	5	2.61	1	0	0	2	0	51	.902
TEAM TOTALS	2	115	5	2.61	1	0	0	2	0	51	.902

TAMPA BAY	GP	MIN	GA	AVG	EN	SO	W	L	OT	SHOTS	SAVE %
ANDREI VASILEVSKIY	2	120	3	1.50	0	1	2	0	0	56	.946
TEAM TOTALS	2	120	3	1.50	0	1	2	0	0	56	.946

POWER PLAY:

FLYERS	2	FOR	8	25.0%	TAMPA BAY	0	FOR	9	00.0%
HOME	0	FOR	3	00.0%	HOME	0	FOR	5	00.0%
AWAY	2	FOR	5	40.0%	AWAY	0	FOR	4	00.0%

PENALTY KILLING

FLYERS	9	FOR	9	100.0%	TAMPA BAY	6	FOR	8	75.0%
HOME	4	FOR	4	100.0%	HOME	3	FOR	5	60.0%
AWAY	5	FOR	5	100.0%	AWAY	3	FOR	3	100.0%

Vs. TORONTO MAPLE LEAFS

- 2019-20 RESULTS -		
W	L	OTL
2	0	1

DATE	GAME NO.	FLYERS GOALSCORERS	GOALTENDERS	WINNING GOAL
11-2-19	13	TORONTO 4 AT FLYERS 3 SO	ELLIOTT (L)/ANDERSEN (W)	A.JOHNSON
11-9-19	16	FLYERS 3 AT TORONTO 2 SO	ELLIOTT (W)/ANDERSEN (L)	S.COUTURIER
12-3-19	28	TORONTO 1 AT FLYERS 6	HART (W)/ANDERSEN (L)	C.GIROUX

	GP	W	L	OT	PTS	GF	GA	SO	PPG	SHG	PIM
FLYERS	3	2	0	1	5	11	6	0	3	0	14
TORONTO	3	1	1	1	3	6	11	0	0	0	26

GOALS BY PERIOD:	1ST	2ND	3RD	OT	TOTAL	SHOTS BY PERIOD:	1ST	2ND	3RD	OT	TOTAL
FLYERS	3	2	6	0	11	FLYERS	20	34	38	9	101
TORONTO	1	2	3	0	6	TORONTO	37	26	21	10	94

INDIVIDUAL SCORING:

FLYERS	GP	G	A	TP	+/-	PIM	PP	SH	TORONTO	GP	G	A	TP	+/-	PIM	PP	SH
PHILIPPE MYERS	3	1	3	4	4	0	0	0	JASON SPEZZA	2	1	2	3	1	4	0	0
CLAUDE GIROUX	3	2	1	3	1	4	1	0	TRAVIS DERMOTT	3	2	0	2	3	0	0	0
SHAYNE GOSTISBEHERE	3	1	2	3	2	0	0	0	KASPERI KAPANEN	3	1	1	2	2	2	0	0
IVAN PROVOROV	3	1	2	3	2	2	1	0	WILLIAM NYLANDER	3	1	1	2	-4	0	0	0
TRAVIS KONECNY	3	1	2	3	2	0	0	0	AUSTON MATTHEWS	3	0	2	2	-2	2	0	0
JAMES VAN RIEMSDYK	3	1	1	2	2	0	0	0	MITCHELL MARNER	2	1	0	1	1	0	0	0
TRAVIS SANHEIM	3	1	1	2	-2	0	0	0	MORGAN RIELLY	3	0	1	1	-3	2	0	0
OSKAR LINDBLOM	3	1	1	2	0	0	1	0	JUSTIN HOLL	3	0	1	1	1	0	0	0
JOEL FARABEE	3	1	1	2	1	2	0	0	ILYA MIKHEYEV	3	0	1	1	1	2	0	0
JAKUB VORACEK	3	0	2	2	-1	2	0	0	ZACH HYMAN	1	0	0	0	-1	2	0	0
SCOTT LAUGHTON	1	1	0	1	1	0	0	0	JAKE MUZZIN	2	0	0	0	0	2	0	0
MATT NISKANEN	3	0	1	1	-1	2	0	0	MARTIN MARINCIN	1	0	0	0	0	0	0	0
SEAN COUTURIER	3	0	1	1	0	0	0	0	TYSON BARRIE	3	0	0	0	-3	0	0	0
KEVIN HAYES	3	0	1	1	1	0	0	0	FREDERIK GAUTHIER	3	0	0	0	-2	0	0	0
GERMAN RUBTSOV	1	0	0	0	-1	0	0	0	ALEXANDER KERFOOT	3	0	0	0	-1	0	0	0
ANDY ANDREOFF	1	0	0	0	0	0	0	0	NICHOLAS SHORE	2	0	0	0	0	2	0	0
MORGAN FROST	1	0	0	0	3	0	0	0	JOHN TAVARES	2	0	0	0	0	0	0	0
CARSEN TWARYNSKI	2	0	0	0	-1	0	0	0	PIERRE ENGVAL	1	0	0	0	-2	0	0	0
MICHAEL RAFFL	3	0	0	0	-1	0	0	0	ANDREAS JOHNSON	3	0	0	0	0	0	0	0
TYLER PITLICK	3	0	0	0	0	0	0	0	CODY CECI	3	0	0	0	-2	2	0	0
JUSTIN BRAUN	3	0	0	0	-1	0	0	0	TREVOR MOORE	2	0	0	0	0	0	0	0
									DMYTRO TIMASHOV	3	0	0	0	-1	2	0	0

GOALTENDING RECORD:

FLYERS	GP	MIN	GA	AVG	EN	SO	W	L	OT	SHOTS	SAVE %
BRIAN ELLIOTT	2	129	5	2.32	0	0	1	0	1	66	.924
CARTER HART	1	60	1	1.00	0	0	1	0	0	28	.964
TEAM TOTALS	3	189	6	1.90	0	0	2	0	1	94	.936

TORONTO	GP	MIN	GA	AVG	EN	SO	W	L	OT	SHOTS	SAVE %
FREDERIK ANDERSEN	3	189	10	3.17	1	0	1	1	1	100	.900
TEAM TOTALS	3	189	10	3.17	1	0	1	1	1	100	.900

POWER PLAY:

FLYERS	3	FOR	12	25.0%	TORONTO	0	FOR	6	00.0%
HOME	2	FOR	9	22.2%	HOME	0	FOR	3	00.0%
AWAY	1	FOR	3	33.3%	AWAY	0	FOR	3	00.0%

PENALTY KILLING

FLYERS	6	FOR	6	100.0%	TORONTO	9	FOR	12	75.0%
HOME	3	FOR	3	100.0%	HOME	2	FOR	3	66.7%
AWAY	3	FOR	3	100.0%	AWAY	7	FOR	9	77.8%

V.S. WASHINGTON CAPITALS

- 2019-20 RESULTS -		
W	L	OTL
3	0	1

DATE	GAME NO.	FLYERS GOALSCORERS	GOALTENDERS	WINNING GOAL
11-13-19	20	WASHINGTON 2 AT FLYERS 1 SO 28P	HART (L)/ HOLTBY (W)	E. KUZNETSOV
1-8-20	45	WASHINGTON 2 AT FLYERS 3 11,8,13S	HART (W)/ HOLTBY (L)	K. HAYES
2-8-20	55	FLYERS 7 AT WASHINGTON 2 14P,12,14,25,62,11,28PELLIOTT (W)/ HOLTBY,SAMSONOV (L)	S. COUTURIER	
3-4-20	66	FLYERS 5 AT WASHINGTON 2 11P,13,18,9,21	ELLIOTT (W)/ HOLTBY (L)	T. PITLICK

	GP	W	L	OT	PTS	GF	GA	SO	PPG	SHG	PIM
FLYERS	4	3	0	1	7	16	7	0	4	1	51
WASHINGTON	4	1	3	0	2	7	16	0	1	0	59

GOALS BY PERIOD:	1ST	2ND	3RD	OT	TOTAL	SHOTS BY PERIOD:	1ST	2ND	3RD	OT	TOTAL
FLYERS	3	7	6	0	16	FLYERS	34	42	33	4	113
WASHINGTON	5	1	1	0	7	WASHINGTON	42	34	39	3	118

INDIVIDUAL SCORING:

FLYERS	GP	G	A	TP	+/-	PIM	PP	SH	WASHINGTON	GP	G	A	TP	+/-	PIM	PP	SH
CLAUDE GIROUX	4	2	3	5	3	0	2	0	NICKLAS BACKSTROM	4	1	1	2	-5	0	0	0
TRAVIS KONECNY	4	3	1	4	0	0	1	0	T.J. OSHIE	4	1	1	2	-1	0	1	0
SEAN COUTURIER	4	2	2	4	3	6	1	0	EVGENY KUZNETSOV	4	1	1	2	-2	2	0	0
JAKUB VORACEK	4	0	4	4	1	2	0	0	JAKUB VRANA	4	1	1	2	-2	4	0	0
KEVIN HAYES	4	2	1	3	1	4	0	1	TOM WILSON	4	0	2	2	-5	14	0	0
MICHAEL RAFFL	4	1	2	3	2	2	0	0	NIC DOWD	4	0	2	2	1	4	0	0
IVAN PROVOROV	4	1	2	3	4	0	0	0	GARNET HATHAWAY	4	1	0	1	0	4	0	0
NICOLAS AUBE-KUBEL	3	1	2	3	2	5	0	0	BRENDAN LEIPSIC	3	1	0	1	0	5	0	0
TYLER PITLICK	4	1	1	2	2	0	0	0	LARS ELLER	4	1	0	1	-1	2	0	0
DEREK GRANT	1	0	2	2	0	0	0	0	CARL HAGELIN	3	0	1	1	1	0	0	0
JAMES VAN RIEMSDYK	4	1	0	1	1	2	0	0	RICHARD PANIK	4	0	1	1	0	16	0	0
SCOTT LAUGHTON	3	1	0	1	1	4	0	0	MICHAEL KEMPNY	3	0	1	1	-1	0	0	0
ROBERT HAGG	3	1	0	1	2	5	0	0	JOHN CARLSON	4	0	1	1	-5	0	0	0
PHILIPPE MYERS	4	0	1	1	1	4	0	0	MARTIN FEHERVARY	1	0	1	1	-1	0	0	0
JUSTIN BRAUN	3	0	1	1	1	2	0	0	DMITRY ORLOV	4	0	0	0	-1	2	0	0
MATT NISKANEN	4	0	1	1	4	2	0	0	ALEX OVECHKIN	4	0	0	0	-4	0	0	0
TRAVIS SANHEIM	4	0	0	0	0	4	0	0	NICK JENSEN	3	0	0	0	1	0	0	0
MARK FRIEDMAN	1	0	0	0	0	0	0	0	RADKO GUDAS	4	0	0	0	-2	0	0	0
JOEL FARABEE	2	0	0	0	0	0	0	0	JONAS SIEGENTHALER	4	0	0	0	-2	2	0	0
MORGAN FROST	1	0	0	0	0	0	0	0	CHANDLER STEPHENSON	1	0	0	0	0	0	0	0
CONNOR BUNNAMAN	1	0	0	0	2	0	0	0	BRENDEN DILLON	1	0	0	0	-1	2	0	0
MIKHAIL VOROBYEV	1	0	0	0	0	2	0	0	ILYA KOVALCHUK	1	0	0	0	0	0	0	0
OSKAR LINDBLOM	1	0	0	0	0	0	0	0									
SHAYNE GOSTISBEHERE	1	0	0	0	0	0	0	0									
ANDY ANDREOFF	1	0	0	0	0	0	0	0									
NATE THOMPSON	1	0	0	0	0	5	0	0									
CARSEN TWARYNSKI	1	0	0	0	-1	0	0	0									

GOALTENDING RECORD:

FLYERS	GP	MIN	GA	AVG	EN	SO	W	L	OT	SHOTS	SAVE %
CARTER HART	2	124	3	1.45	0	0	1	0	1	54	.953
BRIAN ELLIOTT	2	120	4	2.00	0	0	2	0	0	64	.926
TEAM TOTALS	4	244	7	1.72	2	0	3	0	1	118	.941
WASHINGTON	GP	MIN	GA	AVG	EN	SO	W	L	OT	SHOTS	SAVE %
BRADEN HOLTBY	4	232	16	4.15	0	0	1	3	0	112	.857
ILYA SAMSONOV	1	12	0	0.00	0	0	0	0	0	1	1.00
TEAM TOTALS	4	244	16	3.93	0	0	1	3	0	113	.858

POWER PLAY:

FLYERS	4	FOR	16	25.0%	WASHINGTON	1	FOR	17	5.9%
HOME	1	FOR	6	16.7%	HOME	1	FOR	9	11.1%
AWAY	3	FOR	10	30.0%	AWAY	0	FOR	8	0.0%

PENALTY KILLING

FLYERS	16	FOR	17	94.1%	WASHINGTON	12	FOR	16	75.0%
HOME	8	FOR	8	100.0%	HOME	7	FOR	10	70.0%
AWAY	8	FOR	9	88.9%	AWAY	5	FOR	6	83.3%

PLAYOFF HISTORY



FLYERS PLAYOFF RECORDS VS. NHL TEAMS

TEAM	GP	W	L	PCT	GF	GA
BOSTON BRUINS SERIES RECORD: 3-3						
HOME	15	8	7	.533	44	44
AWAY	16	5	11	.313	42	56
TOTALS	31	13	18	.419	86	100

BUFFALO SABRES SERIES RECORD: 6-3						
HOME	27	19	8	.704	90	66
AWAY	23	10	13	.435	56	75
TOTALS	50	29	21	.580	146	141

CALGARY/ATLANTA SERIES RECORD: 1-1						
HOME	6	4	2	.667	27	15
AWAY	5	3	2	.600	16	13
TOTALS	11	7	4	.636	43	28

CHICAGO BLACKHAWKS SERIES RECORD: 0-2						
HOME	5	2	3	.400	16	19
AWAY	5	0	5	.000	14	26
TOTALS	10	2	8	.100	30	45

COLORADO/QUEBEC SERIES RECORD: 2-0						
HOME	6	5	1	.833	29	18
AWAY	5	2	3	.400	10	11
TOTALS	11	7	4	.636	39	29

DALLAS/MINNESOTA SERIES RECORD: 2-0						
HOME	6	4	2	.667	26	15
AWAY	5	4	1	.800	15	11
TOTALS	11	8	3	.727	41	26

DETROIT RED WINGS SERIES RECORD: 0-1						
HOME	2	0	2	.000	4	8
AWAY	2	0	2	.000	2	8
TOTALS	4	0	4	.000	6	16

EDMONTON OILERS SERIES RECORD: 1-2						
HOME	7	5	2	.714	23	17
AWAY	8	2	6	.250	21	32
TOTALS	15	7	8	.467	44	49

FLORIDA PANTHERS SERIES RECORD: 0-1						
HOME	3	1	2	.333	4	6
AWAY	3	1	2	.333	7	9
TOTALS	6	2	4	.333	11	15

MONTREAL CANADIENS SERIES RECORD: 3-3						
HOME	15	6	9	.400	38	45
AWAY	16	9	7	.563	51	48
TOTALS	31	15	16	.484	89	93

TEAM	GP	W	L	PCT	GF	GA
NEW JERSEY/COLORADO SERIES RECORD: 3-3						
HOME	16	8	8	.533	37	45
AWAY	14	8	6	.466	38	32
TOTALS	30	16	14	.499	75	77

NEW YORK ISLANDERS SERIES RECORD: 3-1						
HOME	14	10	4	.714	51	29
AWAY	11	4	7	.364	32	40
TOTALS	25	14	11	.560	83	69

NEW YORK RANGERS SERIES RECORD: 6-5						
HOME	30	19	11	.633	100	92
AWAY	24	11	13	.458	73	80
TOTALS	54	30	24	.556	173	172

OTTAWA SENATORS SERIES RECORD: 0-2						
HOME	6	2	4	.333	6	13
AWAY	5	1	4	.200	6	15
TOTALS	11	3	8	.273	12	28

PITTSBURGH PENGUINS SERIES RECORD: 4-3						
HOME	20	10	10	.500	71	72
AWAY	21	11	10	.524	65	71
TOTALS	41	21	20	.512	136	143

ST. LOUIS BLUES SERIES RECORD: 0-2						
HOME	6	2	4	.333	12	15
AWAY	5	1	4	.200	8	19
TOTALS	11	3	8	.273	20	34

TAMPA BAY LIGHTNING SERIES RECORD: 1-1						
HOME	6	4	2	.667	21	16
AWAY	7	3	4	.429	24	18
TOTALS	13	7	6	.538	45	34

TORONTO MAPLE LEAFS SERIES RECORD: 5-1						
HOME	19	14	5	.737	70	33
AWAY	17	8	9	.471	49	52
TOTALS	36	22	14	.611	119	85

VANCOUVER CANUCKS SERIES RECORD: 1-0						
HOME	2	1	1	.500	9	5
AWAY	1	1	0	1.000	6	4
TOTALS	3	2	1	.667	15	9

WASHINGTON CAPITALS SERIES RECORD: 2-3						
HOME	13	7	6	.538	39	46
AWAY	16	6	10	.375	45	53
TOTALS	29	13	16	.448	84	99

FLYERS ALL-TIME PLAYOFF RECORD

SERIES RECORD: 43-37	GP	W	L	PCT	GF	GA
HOME	224	131	93	.585	717	619
AWAY	209	90	119	.431	580	673
TOTALS	433	221	212	.513	1,297	1,292

PLAYOFF SERIES HISTORY VS. EACH TEAM

TEAM	YEAR	SERIES	WINNER	W	L	GF	GA
Boston	1974	Stanley Cup Final	Flyers	4	2	15	13
	1976	Semifinals	Flyers	4	1	19	12
	1977	Semifinals	Bruins	0	4	8	14
	1978	Semifinals	Bruins	1	4	15	21
	*2010	Conf. Semifinals	Flyers	4	3	22	20
	2011	Conf. Semifinals	Bruins	0	4	7	20
Buffalo	1975	Stanley Cup Final	Flyers	4	2	19	12
	1978	Quarterfinals	Flyers	4	1	16	11
	1995	Conf. Quarterfinals	Flyers	4	1	18	13
	1997	Conf. Semifinals	Flyers	4	1	21	13
	1998	Conf. Quarterfinals	Sabres	1	4	9	18
	2000	Conf. Quarterfinals	Flyers	4	1	14	8
	2001	Conf. Quarterfinals	Sabres	2	4	13	21
	2006	Conf. Quarterfinals	Sabres	2	4	14	27
	2011	Conf. Quarterfinals	Flyers	4	3	22	18
Calgary	1974	Quarterfinals	Flyers	4	0	17	6
	1981	Quarterfinals	Flames	3	4	26	22
Chicago	1971	Quarterfinals	Blackhawks	0	4	8	20
	2010	Stanley Cup Final	Blackhawks	2	4	22	25
Colorado	1981	Prelimin. Round	Flyers	3	2	22	17
	1985	Conf. Finals	Flyers	4	2	17	12
Dallas/Minnesota	1973	Quarterfinals	Flyers	4	2	14	12
	1980	Semifinals	Flyers	4	1	27	14
Detroit	1997	Finals	Red Wings	0	4	6	16
Edmonton	1980	Prelimin. Round	Flyers	3	0	12	6
	1985	Stanley Cup Final	Oilers	1	4	14	21
	1987	Stanley Cup Final	Oilers	3	4	18	22
Florida	1996	Conf. Semifinals	Panthers	2	4	11	15
Montreal	1973	Semifinals	Canadiens	1	4	13	19
	1976	Stanley Cup Final	Canadiens	0	4	9	14
	1987	Conf. Finals	Flyers	4	2	22	22
	1989	Conf. Finals	Canadiens	2	4	8	17
	2008	Conf. Semifinals	Flyers	4	1	20	14
	2010	Conf. Finals	Flyers	4	1	17	7
	1978	Prelimin. Round	Flyers	2	0	6	3
New Jersey	1995	Conf. Finals	Devils	2	4	14	20
	2000	Conf. Finals	Devils	3	4	15	18
	2004	Conf. Quarterfinals	Flyers	4	1	14	9
	2010	Conf. Quarterfinals	Flyers	4	1	15	9
	2012	Conf. Semifinals	Devils	1	4	11	18
NY Islanders	1975	Semifinals	Flyers	4	3	19	16
	1980	Stanley Cup Final	Islanders	2	4	25	26
	1985	Division Finals	Flyers	4	1	16	11
	1987	Division Finals	Flyers	4	3	23	16
NY Rangers	1974	Semifinals	Flyers	4	3	22	17
	1979	Quarterfinals	Rangers	1	4	8	28
	1980	Quarterfinals	Flyers	4	1	14	7
	1982	Division Semifinals	Rangers	1	3	15	19
	1983	Division Semifinals	Rangers	0	3	9	18
	1985	Division Semifinals	Flyers	3	0	14	10
	1986	Division Semifinals	Rangers	2	3	15	18
	1987	Division Semifinals	Flyers	4	2	22	13
	1995	Conf. Semifinals	Flyers	4	0	18	10
	1997	Conf. Finals	Flyers	4	1	20	13
	2014	Quarterfinals	Rangers	3	4	16	19

PLAYOFF SERIES HISTORY VS. EACH TEAM

TEAM	YEAR	SERIES	WINNER	W	L	GF	GA
Ottawa	2002	Conf. Quarterfinals	Senators	1	4	2	11
	2003	Conf. Semifinals	Senators	2	4	10	17
Pittsburgh	1989	Division Finals	Flyers	4	3	31	24
	1997	Conf. Quarterfinals	Flyers	4	1	20	13
	2000	Conf. Semifinals	Flyers	4	2	15	14
	2008	Conf. Finals	Penguins	1	4	9	20
	2009	Conf. Quarterfinals	Penguins	2	4	16	18
	2012	Conf. Quarterfinals	Flyers	4	2	30	26
St. Louis	2018	First Round	Penguins	2	4	15	28
	1968	Quarterfinals	Blues	3	4	17	17
	1969	Quarterfinals	Blues	0	4	3	17
Tampa Bay	1996	Conf. Quarterfinals	Flyers	4	2	26	13
	2004	Conf. Finals	Lightning	3	4	19	21
Toronto	1975	Quarterfinals	Flyers	4	0	15	6
	1976	Quarterfinals	Flyers	4	3	33	23
	1977	Quarterfinals	Flyers	4	2	19	18
	1999	Conf. Quarterfinals	Maple Leafs	2	4	11	9
	2003	Conf. Quarterfinals	Flyers	4	3	24	16
	2004	Conf. Semifinals	Flyers	4	2	17	13
Vancouver	1979	Prelimin. Round	Flyers	2	1	15	9
Washington	1984	Division Semifinals	Capitals	0	3	5	15
	1988	Division Semifinals	Capitals	3	4	25	31
	1989	Division Semifinals	Flyers	4	2	25	19
	2008	Conf. Quarterfinals	Flyers	4	3	23	20
	2016	First Round	Capitals	2	4	6	14

*Flyers overcame an 0-3 series deficit to win the series 4 games to 3, becoming the fourth team in pro sports history and third team in NHL history to do so.

TEAM-BY-TEAM PLAYOFF HISTORY

TEAM	SERIES	W	L	GP	W	L	GF	GA	LAST	RND	RESULT
Boston	6	3	3	31	13	18	86	100	2011	SF	L4-0
Buffalo	9	6	3	50	29	21	146	141	2011	CQF	W4-3
Calgary*	2	1	1	11	7	4	43	28	1981	QF	L3-4
Chicago	2	0	2	10	2	8	30	45	2010	F	L2-4
Colorado	2	2	0	11	7	4	39	29	1985	CF	W4-2
Dallas**	2	2	0	11	8	3	41	26	1980	SF	W4-1
Detroit	1	0	1	4	0	4	6	16	1997	F	L0-4
Edmonton	3	1	2	15	7	8	44	49	1987	F	L3-4
Florida	1	0	1	6	2	4	11	15	1996	CSF	L2-4
Montreal	6	3	3	31	15	16	89	93	2010	CF	W4-1
New Jersey***	6	3	3	30	16	14	75	77	2010	CQF	W4-1
NY Islanders	4	3	1	25	14	11	83	69	1987	DF	W4-3
NY Rangers	11	6	5	54	30	24	173	172	2014	QF	L3-4
Ottawa	2	0	2	11	3	8	12	28	2003	CSF	L2-4
Pittsburgh	7	4	3	41	21	20	136	143	2018	FR	L2-4
St. Louis	2	0	2	11	3	8	20	34	1969	QF	L0-4
Tampa Bay	2	1	1	13	7	6	45	34	2004	CF	L3-4
Toronto	6	5	1	36	22	14	119	85	2004	CSF	W4-2
Vancouver	1	1	0	3	2	1	15	9	1979	PR	W2-1
Washington	5	2	3	29	13	16	84	99	2016	FR	L2-4

*INCLUDES SERIES VS. ATLANTA FLAMES | **INCLUDES SERIES VS. MINNESOTA NORTH STARS

***INCLUDES SERIES VS. COLORADO ROCKIES

PR - INDICATES PRELIMINARY ROUND

FR - INDICATES FIRST ROUND

DSF - INDICATES DIVISION SEMIFINAL

DF - INDICATES DIVISION FINAL

CQF - INDICATES CONFERENCE QUARTERFINAL

CSF - INDICATES CONFERENCE SEMIFINAL

QF - INDICATES QUARTERFINAL

SF - INDICATES SEMIFINAL

CF - INDICATES CONFERENCE FINAL

F - INDICATES FINAL

FLYERS PLAYOFF OVERTIME RECORD VS. NHL TEAMS

TEAM	HOME			ROAD			OVERALL		
	GP	W	L	GP	W	L	GP	W	L
Boston	5	2	3	3	1	2	8	3	5
Buffalo	5	1	4	5	1	4	10	2	8
Calgary/Atlanta	0	0	0	1	1	0	1	1	0
Chicago	2	1	1	0	0	0	2	1	1
Colorado/Quebec	0	0	0	2	0	2	2	0	2
Dallas/Minnesota	1	1	0	0	0	0	1	1	0
Edmonton	1	1	0	2	1	1	3	2	1
Florida	1	0	1	1	0	1	2	0	2
Montreal	1	1	0	4	2	2	5	3	2
New Jersey/Colorado	3	3	0	2	1	1	5	4	1
NY Islanders	2	1	1	2	0	2	4	1	3
NY Rangers	4	4	0	1	0	1	5	4	1
Ottawa	3	1	2	0	0	0	3	1	2
Pittsburgh	1	0	1	4	3	1	5	3	2
St. Louis	0	0	0	2	1	1	2	1	1
Tampa Bay	2	1	1	1	0	1	3	1	2
Toronto	0	0	0	8	5	3	8	5	3
Washington	3	2	1	2	1	1	5	3	2
TOTALS	32	20	13	40	17	26	72	37	39

FLYERS STANLEY CUP PLAYOFF RESULTS

1968

QUARTERFINALS (3-4)

4/4	St. Louis	1	at	FLYERS	0	L
4/6	St. Louis	3	at	FLYERS	4	W
4/10	FLYERS	2	at	St. Louis	3-OT	L
4/11	FLYERS	2	at	St. Louis	5	L
4/13	St. Louis	1	at	FLYERS	6	W
4/16	FLYERS	2	at	St. Louis	2-OT	W
4/18	St. Louis	3	at	FLYERS	1	L

1969

QUARTERFINALS (0-4)

4/2	FLYERS	2	at	St. Louis	5	L
4/3	FLYERS	0	at	St. Louis	5	L
4/5	St. Louis	3	at	FLYERS	0	L
4/6	St. Louis	4	at	FLYERS	1	L

1970 MISSED PLAYOFFS

1971

QUARTERFINALS (0-4)

4/7	FLYERS	2	at	Chicago	5	L
4/8	FLYERS	2	at	Chicago	6	L
4/10	Chicago	3	at	FLYERS	2	L
4/11	Chicago	6	at	FLYERS	2	L

1972 MISSED PLAYOFFS

1973

QUARTERFINALS (4-2)

4/4	Minnesota	3	at	FLYERS	0	L
4/5	Minnesota	1	at	FLYERS	4	W
4/7	FLYERS	0	at	Minnesota	5	L
4/8	FLYERS	3	at	Minnesota	0	W
4/10	Minnesota	2	at	FLYERS	3-OT	W
4/12	FLYERS	4	at	Minnesota	1	W

SEMIFINALS (1-4)

4/14	FLYERS	5	at	Montreal	4-OT	W
4/16	FLYERS	3	at	Montreal	4-OT	L
4/19	Montreal	2	at	FLYERS	1	L
4/22	Montreal	4	at	FLYERS	1	L
4/24	FLYERS	3	at	Montreal	5	L

1974

QUARTERFINALS (4-0)

4/9	Atlanta	1	at	FLYERS	4	W
4/11	Atlanta	1	at	FLYERS	5	W
4/12	FLYERS	4	at	Atlanta	1	W
4/14	FLYERS	4	at	Atlanta	3-OT	W

SEMIFINAL (4-3)

4/20	NY Rangers	0	at	FLYERS	4	W
4/23	NY Rangers	2	at	FLYERS	5	W
4/25	FLYERS	3	at	NY Rangers	5	L
4/28	FLYERS	1	at	NY Rangers	2-OT	L
4/30	NY Rangers	1	at	FLYERS	4	W
5/2	FLYERS	1	at	NY Rangers	4	L
5/5	NY Rangers	3	at	FLYERS	4	W

STANLEY CUP FINAL (4-2)

5/7	FLYERS	2	at	Boston	3	L
5/9	FLYERS	3	at	Boston	2-OT	W
5/12	Boston	1	at	FLYERS	4	W
5/14	Boston	2	at	FLYERS	4	W
5/16	FLYERS	1	at	Boston	5	L
5/19	Boston	0	at	FLYERS	1	W

FLYERS WIN STANLEY CUP

1975

QUARTERFINALS (4-0)

4/13	Toronto	3	at	FLYERS	6	W
4/15	Toronto	0	at	FLYERS	3	W
4/17	FLYERS	2	at	Toronto	0	W
4/19	FLYERS	4	at	Toronto	3-OT	W

SEMIFINALS (4-3)

4/29	NY Islanders	0	at	FLYERS	4	W
5/1	NY Islanders	4	at	FLYERS	5-OT	W
5/4	FLYERS	1	at	NY Islanders	0	W
5/7	FLYERS	3	at	NY Islanders	4-OT	L
5/8	NY Islanders	5	at	FLYERS	1	L
5/11	FLYERS	1	at	NY Islanders	2	L
5/13	NY Islanders	1	at	FLYERS	4	W

FINALS (4-2)

5/15	Buffalo	1	at	FLYERS	4	W
5/18	Buffalo	1	at	FLYERS	2	W
5/20	FLYERS	4	at	Buffalo	5-OT	L
5/22	FLYERS	2	at	Buffalo	4	L
5/25	Buffalo	1	at	FLYERS	5	W
5/27	FLYERS	2	at	Buffalo	0	W

FLYERS WIN STANLEY CUP

1976

QUARTERFINALS (4-3)

4/12	Toronto	1	at	FLYERS	4	W
4/13	Toronto	1	at	FLYERS	3	W
4/15	FLYERS	4	at	Toronto	5	L
4/17	FLYERS	3	at	Toronto	4	L
4/20	Toronto	1	at	FLYERS	7	W
4/22	FLYERS	5	at	Toronto	8	L
4/25	Toronto	3	at	FLYERS	7	W

SEMIFINALS (4-1)

4/27	Boston	4	at	FLYERS	2	L
4/29	Boston	1	at	FLYERS	2-OT	W
5/2	FLYERS	5	at	Boston	2	W
5/4	FLYERS	4	at	Boston	2	W
5/6	Boston	3	at	FLYERS	6	W

STANLEY CUP FINAL (0-4)

5/9	FLYERS	3	at	Montreal	4	L
5/11	FLYERS	1	at	Montreal	2	L
5/13	Montreal	3	at	FLYERS	2	L
5/16	Montreal	5	at	FLYERS	3	L

FLYERS STANLEY CUP PLAYOFF RESULTS

1977

QUARTERFINALS (4-2)

4/11 Toronto	3	at	FLYERS	2	L
4/13 Toronto	4	at	FLYERS	1	L
4/15 FLYERS	4	at	Toronto	3-OT	W
4/17 FLYERS	6	at	Toronto	5-OT	W
4/19 Toronto	0	at	FLYERS	2	W
4/21 FLYERS	4	at	Toronto	3	W

SEMIFINALS (0-4)

4/24 Boston	4	at	FLYERS	3-OT	L
4/26 Boston	5	at	FLYERS	4-OT	L
4/28 FLYERS	1	at	Boston	2	L
5/1 FLYERS	0	at	Boston	3	L

1978

PRELIMINARY ROUND (2-0)

4/11 Colorado	2	at	FLYERS	3-OT	W
4/13 FLYERS	3	at	Colorado	1	W

QUARTERFINALS (4-1)

4/17 Buffalo	1	at	FLYERS	4	W
4/19 Buffalo	2	at	FLYERS	3	W
4/22 FLYERS	1	at	Buffalo	4	L
4/23 FLYERS	4	at	Buffalo	2	W
4/25 Buffalo	2	at	FLYERS	4	W

SEMIFINALS (1-4)

5/2 FLYERS	2	at	Boston	3-OT	L
5/4 FLYERS	5	at	Boston	7	L
5/7 Boston	1	at	FLYERS	3	W
5/9 Boston	4	at	FLYERS	2	L
5/11 FLYERS	3	at	Boston	6	L

1979

PRELIMINARY ROUND (2-1)

4/10 Vancouver	3	at	FLYERS	2	L
4/12 FLYERS	6	at	Vancouver	4	W
4/14 Vancouver	2	at	FLYERS	7	W

QUARTERFINALS(1-4)

4/16 NY Rangers	2	at	FLYERS	3-OT	W
4/18 NY Rangers	7	at	FLYERS	1	L
4/20 FLYERS	1	at	NY Rangers	5	L
4/22 FLYERS	0	at	NY Rangers	6	L
4/24 NY Rangers	8	at	FLYERS	3	L

1980

PRELIMINARY ROUND (3-0)

4/8 Edmonton	3	at	FLYERS	4-OT	W
4/9 Edmonton	1	at	FLYERS	5	W
4/11 FLYERS	3	at	Edmonton	2-OT	W

QUARTERFINALS(4-1)

4/16 NY Rangers	1	at	FLYERS	2	W
4/17 NY Rangers	1	at	FLYERS	4	W
4/19 FLYERS	3	at	NY Rangers	0	W
4/20 FLYERS	2	at	NY Rangers	4	L
4/22 NY Rangers	1	at	FLYERS	3	W

SEMIFINALS (4-1)

4/29 Minnesota	6	at	FLYERS	5	L
5/1 Minnesota	0	at	FLYERS	7	W
5/4 FLYERS	5	at	Minnesota	3	W
5/6 FLYERS	3	at	Minnesota	2	W
5/8 Minnesota	3	at	FLYERS	7	W

STANLEY CUP FINAL (2-4)

5/13 NY Islanders	4	at	FLYERS	3-OT	L
5/15 NY Islanders	3	at	FLYERS	8	W
5/17 FLYERS	2	at	NY Islanders	6	L
5/19 FLYERS	2	at	NY Islanders	5	L
5/22 NY Islanders	3	at	FLYERS	6	W
5/24 FLYERS	4	at	NY Islanders	5-OT	L

1981

PRELIMINARY ROUND (3-2)

4/8 Quebec	4	at	FLYERS	6	W
4/9 Quebec	5	at	FLYERS	8	W
4/11 FLYERS	0	at	Quebec	2	L
4/12 FLYERS	3	at	Quebec	4-OT	L
4/14 Quebec	2	at	FLYERS	5	W

QUARTERFINALS (3-4)

4/16 Calgary	0	at	FLYERS	4	W
4/17 Calgary	5	at	FLYERS	4	L
4/19 FLYERS	1	at	Calgary	2	L
4/20 FLYERS	4	at	Calgary	5	L
4/22 Calgary	4	at	FLYERS	9	W
4/24 FLYERS	3	at	Calgary	2	W
4/26 Calgary	4	at	FLYERS	1	L

1982

PATRICK DIVISION SEMIFINALS (1-3)

4/7 FLYERS	4	at	NY Rangers	1	W
4/8 FLYERS	3	at	NY Rangers	7	L
4/10 NY Rangers	4	at	FLYERS	3	L
4/11 NY Rangers	7	at	FLYERS	5	L

1983

PATRICK DIVISION SEMIFINALS (0-3)

4/5 NY Rangers	5	at	FLYERS	3	L
4/7 NY Rangers	4	at	FLYERS	3	L
4/9 FLYERS	3	at	NY Rangers	9	L

1984

PATRICK DIVISION SEMIFINALS (0-3)

4/4 FLYERS	2	at	Washington	4	L
4/5 FLYERS	2	at	Washington	6	L
4/7 Washington	5	at	FLYERS	1	L

1985

PATRICK DIVISION SEMIFINALS (3-0)

4/10 NY Rangers	4	at	FLYERS	5-OT	W
4/11 NY Rangers	1	at	FLYERS	3	W
4/13 FLYERS	6	at	NY Rangers	5	W

PATRICK DIVISION FINALS (4-1)

4/18 NY Islanders	0	at	FLYERS	3	W
4/21 NY Islanders	2	at	FLYERS	5	W
4/23 FLYERS	5	at	NY Islanders	3	W
4/25 FLYERS	2	at	NY Islanders	6	L
4/28 NY Islanders	0	at	FLYERS	1	W

WALES CONFERENCE FINALS (4-2)

5/5 FLYERS	1	at	Quebec	2-OT	L
5/7 FLYERS	4	at	Quebec	2	W
5/9 Quebec	2	at	FLYERS	4	W
5/12 Quebec	5	at	FLYERS	3	L
5/14 FLYERS	2	at	Quebec	1	W
5/16 Quebec	0	at	FLYERS	3	W

FLYERS STANLEY CUP PLAYOFF RESULTS

STANLEY CUP FINAL (1-4)

5/21	Edmonton	1	at	FLYERS	4	W
5/23	Edmonton	3	at	FLYERS	1	L
5/25	FLYERS	3	at	Edmonton	4	L
5/28	FLYERS	3	at	Edmonton	5	L
5/30	FLYERS	3	at	Edmonton	8	L

1986

PATRICK DIVISION SEMIFINALS (2-3)

4/9	NY Rangers	6	at	FLYERS	2	L
4/10	NY Rangers	1	at	FLYERS	2	W
4/12	FLYERS	2	at	NY Rangers	5	L
4/14	FLYERS	7	at	NY Rangers	1	W
4/15	NY Rangers	5	at	FLYERS	2	L

1987

PATRICK DIVISION SEMIFINALS (4-2)

4/8	NY Rangers	3	at	FLYERS	0	L
4/9	NY Rangers	3	at	FLYERS	8	W
4/11	FLYERS	3	at	NY Rangers	0	W
4/12	FLYERS	3	at	NY Rangers	6	L
4/14	NY Rangers	1	at	FLYERS	3	W
4/16	FLYERS	5	at	NY Rangers	0	W

PATRICK DIVISION FINALS (4-3)

4/20	NY Islanders	2	at	FLYERS	4	W
4/22	NY Islanders	2	at	FLYERS	1	L
4/24	FLYERS	4	at	NY Islanders	1	W
4/26	FLYERS	6	at	NY Islanders	4	W
4/28	NY Islanders	2	at	FLYERS	1	L
4/30	FLYERS	2	at	NY Islanders	4	L
5/2	NY Islanders	1	at	FLYERS	5	W

WALES CONFERENCE FINALS (4-2)

5/4	Montreal	3	at	FLYERS	4-OT	W
5/6	Montreal	5	at	FLYERS	2	L
5/8	FLYERS	4	at	Montreal	3	W
5/10	FLYERS	6	at	Montreal	3	W
5/12	Montreal	5	at	FLYERS	2	L
5/14	FLYERS	4	at	Montreal	3	W

STANLEY CUP FINAL (3-4)

5/17	FLYERS	2	at	Edmonton	4	L
5/20	FLYERS	2	at	Edmonton	3-OT	L
5/22	Edmonton	3	at	FLYERS	5	W
5/24	Edmonton	4	at	FLYERS	1	L
5/26	FLYERS	4	at	Edmonton	3	W
5/28	Edmonton	2	at	FLYERS	3	W
5/31	FLYERS	1	at	Edmonton	3	L

1988

PATRICK DIVISION SEMIFINALS (3-4)

4/6	FLYERS	4	at	Washington	2	W
4/7	FLYERS	4	at	Washington	5	L
4/9	Washington	3	at	FLYERS	4	W
4/10	Washington	4	at	FLYERS	5-OT	W
4/12	FLYERS	2	at	Washington	5	L
4/14	Washington	7	at	FLYERS	2	L
4/16	FLYERS	4	at	Washington	5-OT	L

1989

PATRICK DIVISION SEMIFINALS (4-2)

4/5	FLYERS	2	at	Washington	3	L
4/6	FLYERS	3	at	Washington	2	W
4/8	Washington	4	at	FLYERS	3-OT	L
4/9	Washington	2	at	FLYERS	5	W
4/11	FLYERS	8	at	Washington	5	W
4/13	Washington	3	at	FLYERS	4	W

PATRICK DIVISION FINALS (4-3)

4/17	FLYERS	3	at	Pittsburgh	4	L
4/19	FLYERS	4	at	Pittsburgh	2	W
4/21	Pittsburgh	4	at	FLYERS	3-OT	L
4/23	Pittsburgh	1	at	FLYERS	4	W
4/25	FLYERS	7	at	Pittsburgh	10	L
4/27	Pittsburgh	2	at	FLYERS	6	W
4/29	FLYERS	4	at	Pittsburgh	1	W

WALES CONFERENCE FINALS (2-4)

5/1	FLYERS	3	at	Montreal	1	W
5/3	FLYERS	0	at	Montreal	3	L
5/5	Montreal	5	at	FLYERS	1	L
5/7	Montreal	3	at	FLYERS	0	L
5/9	FLYERS	2	at	Montreal	1-OT	W
5/11	Montreal	4	at	FLYERS	2	L

1990 MISSED PLAYOFFS

1991 MISSED PLAYOFFS

1992 MISSED PLAYOFFS

1993 MISSED PLAYOFFS

1994 MISSED PLAYOFFS

1995

EASTERN CONFERENCE QUARTERFINALS (4-1)

5/7	Buffalo	3	at	FLYERS	4-OT	W
5/8	Buffalo	1	at	FLYERS	3	W
5/10	FLYERS	1	at	Buffalo	3	L
5/12	FLYERS	4	at	Buffalo	2	W
5/14	Buffalo	4	at	FLYERS	6	W

EASTERN CONFERENCE SEMIFINALS (4-0)

5/21	NY Rangers	4	at	FLYERS	5-OT	W
5/22	NY Rangers	3	at	FLYERS	4-OT	W
5/24	FLYERS	5	at	NY Rangers	2	W
5/26	FLYERS	4	at	NY Rangers	1	W

EASTERN CONFERENCE FINALS (2-4)

6/3	New Jersey	4	at	FLYERS	1	L
6/5	New Jersey	5	at	FLYERS	2	L
6/7	FLYERS	3	at	New Jersey	2-OT	W
6/10	FLYERS	4	at	New Jersey	2	W
6/11	New Jersey	3	at	FLYERS	2	L
6/13	FLYERS	2	at	New Jersey	4	L

1996

EASTERN CONFERENCE QUARTERFINALS (4-2)

4/16	Tampa Bay	3	at	FLYERS	7	W
4/18	Tampa Bay	2	at	FLYERS	1-OT	L
4/21	FLYERS	4	at	Tampa Bay	5-OT	L
4/23	FLYERS	4	at	Tampa Bay	1	W
4/25	Tampa Bay	1	at	FLYERS	4	W
4/27	FLYERS	6	at	Tampa Bay	1	W

FLYERS STANLEY CUP PLAYOFF RESULTS

EASTERN CONFERENCE SEMIFINALS (2-4)

5/2	Florida	2	at	FLYERS	0	L
5/4	Florida	2	at	FLYERS	3	W
5/7	FLYERS	3	at	Florida	1	W
5/9	FLYERS	3	at	Florida	4-OT	L
5/12	Florida	2	at	FLYERS	1-OT	L
5/14	FLYERS	1	at	Florida	4	L

1997

EASTERN CONFERENCE QUARTERFINALS (4-1)

4/17	Pittsburgh	1	at	FLYERS	5	W
4/19	Pittsburgh	2	at	FLYERS	3	W
4/21	FLYERS	5	at	Pittsburgh	3	W
4/23	FLYERS	1	at	Pittsburgh	4	L
4/26	Pittsburgh	3	at	FLYERS	6	W

EASTERN CONFERENCE SEMIFINALS (4-1)

5/3	FLYERS	5	at	Buffalo	3	W
5/5	FLYERS	2	at	Buffalo	1	W
5/7	Buffalo	1	at	FLYERS	4	W
5/9	Buffalo	5	at	FLYERS	4-OT	L
5/11	FLYERS	6	at	Buffalo	3	W

EASTERN CONFERENCE FINALS (4-1)

5/16	NY Rangers	1	at	FLYERS	3	W
5/18	NY Rangers	5	at	FLYERS	4	L
5/20	FLYERS	6	at	NY Rangers	3	W
5/23	FLYERS	3	at	NY Rangers	2	W
5/25	NY Rangers	2	at	FLYERS	4	W

STANLEY CUP FINALS (0-4)

5/31	Detroit	4	at	FLYERS	2	L
6/3	Detroit	4	at	FLYERS	2	L
6/5	FLYERS	1	at	Detroit	6	L
6/7	FLYERS	1	at	Detroit	2	L

1998

EASTERN CONFERENCE QUARTERFINALS (1-4)

4/22	Buffalo	3	at	FLYERS	2	L
4/24	Buffalo	2	at	FLYERS	3	W
4/27	FLYERS	1	at	Buffalo	6	L
4/29	FLYERS	1	at	Buffalo	4	L
5/1	Buffalo	3	at	FLYERS	2-OT	L

1999

EASTERN CONFERENCE QUARTERFINALS (2-4)

4/22	FLYERS	3	at	Toronto	0	W
4/24	FLYERS	1	at	Toronto	2	L
4/26	Toronto	2	at	FLYERS	1	L
4/28	Toronto	2	at	FLYERS	5	W
4/30	FLYERS	1	at	Toronto	2-OT	L
5/2	Toronto	1	at	FLYERS	0	L

2000

EASTERN CONFERENCE QUARTERFINALS (4-1)

4/13	Buffalo	2	at	FLYERS	3	W
4/14	Buffalo	1	at	FLYERS	2	W
4/16	FLYERS	2	at	Buffalo	0	W
4/18	FLYERS	2	at	Buffalo	3-OT	L
4/20	Buffalo	2	at	FLYERS	5	W

EASTERN CONFERENCE SEMIFINALS (4-2)

4/27	Pittsburgh	2	at	FLYERS	0	L
4/29	Pittsburgh	4	at	FLYERS	1	L
5/2	FLYERS	4	at	Pittsburgh	3-OT	W
5/4	FLYERS	2	at	Pittsburgh	1-5OT	W
5/7	Pittsburgh	3	at	FLYERS	6	W
5/9	FLYERS	2	at	Pittsburgh	1	W

EASTERN CONFERENCE FINALS (3-4)

5/14	New Jersey	4	at	FLYERS	1	L
5/16	New Jersey	3	at	FLYERS	4	W
5/18	FLYERS	4	at	New Jersey	2	W
5/20	FLYERS	3	at	New Jersey	1	W
5/22	New Jersey	4	at	FLYERS	1	L
5/24	FLYERS	1	at	New Jersey	2	L
5/26	New Jersey	2	at	FLYERS	1	L

2001

EASTERN CONFERENCE QUARTERFINALS (2-4)

4/11	Buffalo	2	at	FLYERS	1	L
4/14	Buffalo	4	at	FLYERS	3-OT	L
4/16	FLYERS	3	at	Buffalo	2	W
4/17	FLYERS	3	at	Buffalo	4-OT	L
4/19	Buffalo	1	at	FLYERS	3	W
4/21	FLYERS	0	at	Buffalo	8	L

2002

EASTERN CONFERENCE QUARTERFINALS (1-4)

4/17	Ottawa	0	at	FLYERS	1-OT	W
4/20	Ottawa	3	at	FLYERS	0	L
4/22	FLYERS	0	at	Ottawa	3	L
4/24	FLYERS	0	at	Ottawa	3	L
4/26	Ottawa	2	at	FLYERS	1-OT	L

2003

EASTERN CONFERENCE QUARTERFINALS (4-3)

4/9	Toronto	5	at	FLYERS	3	L
4/11	Toronto	1	at	FLYERS	4	W
4/14	FLYERS	3	at	Toronto	4-2OT	L
4/16	FLYERS	3	at	Toronto	2-3OT	W
4/19	Toronto	1	at	FLYERS	4	W
4/21	FLYERS	1	at	Toronto	2-2OT	L
4/22	Toronto	1	at	FLYERS	6	W

EASTERN CONFERENCE SEMIFINALS (2-4)

4/25	FLYERS	2	at	Ottawa	4	L
4/27	FLYERS	2	at	Ottawa	0	W
4/29	Ottawa	3	at	FLYERS	2-OT	L
5/1	Ottawa	0	at	FLYERS	1	W
5/3	FLYERS	2	at	Ottawa	5	L
5/5	Ottawa	5	at	FLYERS	1	L

2004

EASTERN CONFERENCE QUARTERFINALS (4-1)

4/8	New Jersey	2	at	FLYERS	3	W
4/10	New Jersey	2	at	FLYERS	3	W
4/12	FLYERS	2	at	New Jersey	4	L
4/14	FLYERS	3	at	New Jersey	0	W
4/17	New Jersey	1	at	FLYERS	3	W

FLYERS STANLEY CUP PLAYOFF RESULTS

EASTERN CONFERENCE SEMIFINALS (4-2)

4/22	Toronto	1	at	FLYERS	3	W
4/25	Toronto	1	at	FLYERS	2	W
4/28	FLYERS	1	at	Toronto	4	L
4/30	FLYERS	1	at	Toronto	3	L
5/2	Toronto	2	at	FLYERS	7	W
5/4	FLYERS	3	at	Toronto	2-OT	W

EASTERN CONFERENCE FINALS (3-4)

5/8	FLYERS	1	at	Tampa Bay	3	L
5/10	FLYERS	6	at	Tampa Bay	2	W
5/13	Tampa Bay	4	at	FLYERS	1	L
5/15	Tampa Bay	2	at	FLYERS	3	W
5/18	FLYERS	2	at	Tampa Bay	4	L
5/20	Tampa Bay	4	at	FLYERS	5-OT	W
5/22	FLYERS	1	at	Tampa Bay	2	L

2006

EASTERN CONFERENCE QUARTERFINALS (2-4)

4/22	FLYERS	2	at	Buffalo	3-2OT	L
4/24	FLYERS	2	at	Buffalo	8	L
4/26	Buffalo	2	at	FLYERS	4	W
4/28	Buffalo	4	at	FLYERS	5	W
4/30	FLYERS	0	at	Buffalo	3	L
5/2	Buffalo	7	at	FLYERS	1	L

2007 MISSED PLAYOFFS

2008

EASTERN CONFERENCE QUARTERFINALS (4-3)

4/11	FLYERS	4	at	Washington	5	L
4/13	FLYERS	2	at	Washington	0	W
4/15	Washington	3	at	FLYERS	6	W
4/17	Washington	3	at	FLYERS	4-2OT	W
4/19	FLYERS	2	at	Washington	3	L
4/21	Washington	4	at	FLYERS	2	L
4/22	FLYERS	3	at	Washington	2-OT	W

EASTERN CONFERENCE SEMIFINALS (4-1)

4/24	FLYERS	3	at	Montreal	4-OT	L
4/26	FLYERS	4	at	Montreal	2	W
4/28	Montreal	2	at	FLYERS	3	W
4/30	Montreal	2	at	FLYERS	4	W
5/3	FLYERS	6	at	Montreal	4	W

EASTERN CONFERENCE FINALS (1-4)

5/9	FLYERS	2	at	Pittsburgh	4	L
5/11	FLYERS	2	at	Pittsburgh	4	L
5/13	Pittsburgh	4	at	FLYERS	1	L
5/15	Pittsburgh	2	at	FLYERS	4	W
5/18	FLYERS	0	at	Pittsburgh	6	L

2009

EASTERN CONFERENCE QUARTERFINALS (2-4)

4/15	FLYERS	1	at	Pittsburgh	4	L
4/17	FLYERS	2	at	Pittsburgh	3-OT	L
4/19	Pittsburgh	3	at	FLYERS	6	W
4/21	Pittsburgh	3	at	FLYERS	1	L
4/23	FLYERS	3	at	Pittsburgh	0	W
4/25	Pittsburgh	5	at	FLYERS	3	L

2010

EASTERN CONFERENCE QUARTERFINALS (4-1)

4/14	FLYERS	2	at	New Jersey	1	W
4/16	FLYERS	3	at	New Jersey	5	L
4/18	New Jersey	2	at	FLYERS	3-OT	W
4/20	New Jersey	1	at	FLYERS	4	W
4/22	FLYERS	3	at	New Jersey	0	W

EASTERN CONFERENCE SEMIFINALS (4-3)

5/1	FLYERS	4	at	Boston	5-OT	L
5/3	FLYERS	2	at	Boston	3	L
5/5	Boston	4	at	FLYERS	1	L
5/7	Boston	4	at	FLYERS	5-OT	W
5/10	FLYERS	4	at	Boston	0	W
5/12	Boston	1	at	FLYERS	2	W
5/14	FLYERS	4	at	Boston	3	W

EASTERN CONFERENCE FINALS (4-1)

5/16	Montreal	0	at	FLYERS	6	W
5/18	Montreal	0	at	FLYERS	3	W
5/20	FLYERS	1	at	Montreal	5	L
5/22	FLYERS	3	at	Montreal	0	W
5/24	Montreal	2	at	FLYERS	4	W

STANLEY CUP FINAL (2-4)

5/29	FLYERS	5	at	Chicago	6	L
5/31	FLYERS	1	at	Chicago	2	L
6/2	Chicago	3	at	FLYERS	4-OT	W
6/4	Chicago	3	at	FLYERS	5	W
6/6	FLYERS	4	at	Chicago	7	L
6/9	Chicago	4	at	FLYERS	3-OT	L

2011

EASTERN CONFERENCE QUARTERFINALS (4-3)

4/14	Buffalo	1	at	FLYERS	0	L
4/16	Buffalo	4	at	FLYERS	5	W
4/18	FLYERS	4	at	Buffalo	2	W
4/20	FLYERS	0	at	Buffalo	1	L
4/22	Buffalo	4	at	FLYERS	3-OT	L
4/24	FLYERS	5	at	Buffalo	4-OT	W
4/26	Buffalo	2	at	FLYERS	5	W

EASTERN CONFERENCE SEMIFINALS (0-4)

4/30	Boston	7	at	FLYERS	3	L
5/2	Boston	3	at	FLYERS	2-OT	L
5/4	FLYERS	1	at	Boston	5	L
5/6	FLYERS	1	at	Boston	5	L

2012

EASTERN CONFERENCE QUARTERFINALS (4-2)

4/11	FLYERS	4	at	Pittsburgh	3-OT	W
4/13	FLYERS	8	at	Pittsburgh	5	W
4/15	Pittsburgh	4	at	FLYERS	8	W
4/18	Pittsburgh	10	at	FLYERS	3	L
4/20	FLYERS	2	at	Pittsburgh	3	L
4/22	Pittsburgh	1	at	FLYERS	5	W

EASTERN CONFERENCE SEMIFINALS (1-4)

4/29	New Jersey	3	at	FLYERS	4-OT	W
5/1	New Jersey	4	at	FLYERS	1	L
5/3	FLYERS	3	at	New Jersey	4-OT	L
5/6	FLYERS	2	at	New Jersey	4	L
5/8	New Jersey	3	at	FLYERS	1	L

FLYERS STANLEY CUP PLAYOFF RESULTS

2013 MISSED PLAYOFFS

2014

EASTERN CONFERENCE QUARTERFINALS (3-4)

4/17	FLYERS	1	at	NY Rangers	4	L
4/20	FLYERS	4	at	NY Rangers	2	W
4/22	NY Rangers	4	at	FLYERS	1	L
4/25	NY Rangers	1	at	FLYERS	2	W
4/27	FLYERS	2	at	NY Rangers	4	L
4/29	NY Rangers	2	at	FLYERS	5	W
4/30	FLYERS	1	at	NY Rangers	2	L

2015 MISSED PLAYOFFS

2016

FIRST ROUND (2-4)

4/14	FLYERS	0	at	Washington	2	L
4/16	FLYERS	1	at	Washington	4	L
4/18	Washington	6	at	Flyers	1	L
4/20	Washington	1	at	Flyers	2	W
4/22	FLYERS	2	at	Washington	0	W
4/24	Washington	1	at	FLYERS	0	L

2017 MISSED PLAYOFFS

2018

FIRST ROUND

4/11	FLYERS	0	at	Pittsburgh	7	L
4/13	FLYERS	5	at	Pittsburgh	1	W
4/15	Pittsburgh	5	at	FLYERS	1	L
4/18	Pittsburgh	5	at	FLYERS	0	L
4/20	FLYERS	4	at	Pittsburgh	2	W
4/22	Pittsburgh	8	at	FLYERS	5	L

2019 MISSED PLAYOFFS

FLYERS ALL-TIME PLAYOFF SCORING

POS	PLAYER	GP	G	A	PTS	PIM	POS	PLAYER	GP	G	A	PTS	PIM
C	B. Clarke	136	42	77	119	152	LW	J. van Riemsdyk	39	11	4	15	10
LW	B. Propp	116	52	60	112	121	LW	S. Podein	51	6	8	14	86
LW	B. Barber	129	53	55	108	109	RW	M. Knuble	24	6	8	14	16
C	R. MacLeish	108	53	52	105	38	D	D. McGillis	40	5	9	14	48
LW	J. LeClair	116	35	39	74	68	C	A. Zhamnov	18	4	10	14	8
C	D. Briere	68	37	35	72	64	C	B. Schenn	24	3	11	14	23
RW	T. Kerr	73	39	31	70	58	D	P. Svoboda	45	1	13	14	50
RW	R. Leach	91	47	22	69	22	*C	S. Couturier	24	8	5	13	10
*C	C. Giroux	69	24	41	65	37	D	B. McCrimmon	46	7	6	13	55
RW	R. Tocchet	95	27	33	60	349	C	T. Bergen	17	4	9	13	8
C	E. Lindros	50	24	33	57	118	C	J. Otto	35	4	9	13	19
C	K. Linseman	41	11	42	53	135	RW	B. Flett	28	3	10	13	21
D	M. Howe	82	8	45	53	30	D	J. Niinimaa	19	1	12	13	16
C	R. Brind'Amour	57	24	27	51	31	RW	T. Klatt	36	8	4	12	12
D	E. Desjardins	97	14	37	51	38	RW	J. Lupul	18	5	7	12	4
RW	P. Holmgren	67	19	31	50	181	C	M. Bullard	19	3	9	12	32
C	M. Richards	63	16	34	50	49	D	C. Therien	99	2	10	12	68
LW	S. Gagne	90	32	15	47	26	D	E. VanImpe	57	1	11	12	121
C	M. Bridgman	74	13	30	43	201	LW	L. Carson	44	3	8	11	56
C	P. Eklund	57	10	33	43	4	LW	D. Carcillo	33	5	6	11	69
LW	S. Hartnell	75	16	25	41	112	D	D. Yushkevich	28	2	9	11	14
LW	R. Lonsberry	83	19	22	41	74	D	K. Johnsson	33	2	9	11	18
D	B. Dailey	56	10	30	40	91	RW	K. Dineen	15	6	4	10	18
RW	M. Recchi	65	19	20	39	18	RW	D. Zubrus	24	5	5	10	14
C	D. Poulin	63	17	22	39	53	RW	A. Asham	29	5	4	9	16
D	Jim Watson	101	5	34	39	89	RW	P. Falloon	26	6	3	9	4
RW	G. Dornhoefer	80	17	19	36	203	RW	S. Nolet	31	6	3	9	8
C	O. Kindrachuk	69	16	19	35	46	RW	K. Jones	24	5	4	9	28
RW	M. Renberg	50	14	20	34	24	D	K. Haller	21	4	5	9	18
C	K. Primeau	58	12	22	34	63	D	G. Murphy	19	2	7	9	13
C	Ron Sutter	69	6	27	33	149	D	P. Coffey	17	1	8	9	6
D	B. Wilson	43	8	24	32	122	D	A. Delmore	20	6	2	8	16
D	T. Bladon	78	8	24	32	68	C	P. Forsberg	6	4	4	8	6
RW	I. Sinisalo	66	21	10	31	6	RW	M. Read	18	4	4	8	8
C	P. Zedel	56	10	21	31	49	RW	J. Jagr	11	1	7	8	2
D	D. Crossman	60	9	22	31	81	C	D. Sittler	10	4	3	7	17
RW	D. Saleski	82	13	17	30	131	LW	J. Paterson	17	3	4	7	70
D	A. Dupont	108	13	15	28	306	RW	S. Upshall	17	3	4	7	44
D	M. Carle	51	3	23	26	18	C	A. Lacroix	15	2	5	7	0
LW	V. Leino	30	10	16	26	6	D	M. Busniuk	25	2	5	7	34
LW	D. Smith	75	13	11	24	70	LW	D. Brashear	37	2	5	7	101
LW	M. Craven	44	9	15	24	28	D	A. Meszaros	12	2	4	6	8
LW	B. Kelly	101	9	14	23	172	C	M. Talbot	11	4	2	6	10
D	K. Timonen	71	2	21	23	67	RW	K. Versteeg	11	1	5	6	12
D	B. Coburn	72	2	21	23	55	LW	B. Sutherland	11	2	4	6	0
C	J. Carter	47	13	3	21	34	C	A. Semenov	15	2	4	6	0
C	J. Roenick	36	7	14	21	30	C	R. DiMaio	18	2	4	6	4
RW	S. Mellanby	50	9	11	20	90	D	M. Timander	18	2	4	6	6
C	M. Handzus	37	7	13	20	18	D	V. Malakhov	17	1	5	6	12
C	T. Crisp	47	7	13	20	8	RW	J. Williams	17	1	5	6	12
RW	S. Kapanen	53	9	10	19	16	D	T. Carkner	19	1	5	6	28
LW	A. Hill	51	8	11	19	43	D	M. Ragnarrsson	27	1	5	6	20
C	D. Langkow	28	7	11	18	27	C	D. Powe	40	1	4	5	17
D	L. Goodenough	21	3	15	18	8	RW	Rich Sutter	19	5	0	5	44
*RW	J. Voracek	30	5	13	18	22	C	C. Lapointe	14	2	3	5	14
D	C. Pronger	26	4	14	18	36	C	K. Acton	16	2	3	5	18
D	B. Marsh	66	5	12	17	95	D	E. Weinrich	18	2	3	5	16
C	V. Prospal	22	4	13	17	10	C	F. Kennedy	7	1	4	5	14
C	R. J. Umberger	22	11	5	16	12	C	D. Quinn	12	1	4	5	6
D	K. Dykhuis	50	7	9	16	42	C	C. MacTavish	15	1	4	5	20
LW	D. Schultz	61	7	9	16	363	D	D. Hatcher	21	1	4	5	50
C	D. Hawerchuk	29	5	11	16	12	G	R. Hextall	84	1	4	5	111
D	K. Samuelsson	70	4	12	16	98	D	J. Pitkanen	21	0	5	5	8
RW	T. Gorence	37	9	6	15	47	C	G. Peters	8	2	2	4	31
RW	W. Simmonds	30	5	10	15	71	RW	B. Fedyk	9	2	2	4	8
RW	T. Amonte	31	4	11	15	10	C	R. Flockhart	9	2	2	4	6
D	Joe Watson	84	3	12	15	82	RW	R. Allison	10	2	2	4	20

FLYERS ALL-TIME PLAYOFF SCORING

POS	PLAYER	GP	G	A	PTS	PIM	POS	PLAYER	GP	G	A	PTS	PIM
LW	R. Somik	15	2	2	4	10	C	P. White	19	0	2	2	0
D	T. Murray	18	2	2	4	10	RW	I. Laperriere	13	0	1	1	6
LW	V. Zelepukin	22	2	2	4	16	C	M. Sillinger	3	1	0	1	0
RW	D. Brown	54	2	2	4	173	D	D. Cherry	4	1	0	1	4
D	J. Gauthier	7	1	3	4	6	LW	B. Lesuk	4	1	0	1	8
C	T. Tookey	10	1	3	4	2	D	D. Babych	5	1	0	1	4
C	K. Manderville	24	1	3	4	24	C	C. VandeVelde	6	1	0	1	0
D	F. Bathe	27	1	3	4	42	C	R. White	6	1	0	1	28
LW	A. Secord	14	0	4	4	31	C	J. Ross	9	1	0	1	0
D	T. Harris	16	0	4	4	4	LW	B. Savage	6	1	0	1	4
D	B. Ashbee	17	0	4	4	22	C	J. Montgomery	8	1	0	1	2
D	R. Lapointe	29	0	4	4	40	D	J. J. Daigneault	9	1	0	1	0
D	L. Krajicek	22	0	3	3	8	*C	S. Laughton	9	1	0	1	6
RW	R. Paiement	3	3	0	3	0	LW	D. Kordic	12	1	0	1	22
D	A. MacDonald	12	3	0	3	8	C	P. Sharp	12	1	0	1	2
LW	D. Blackburn	11	3	0	3	10	LW	P. Juhlin	13	1	0	1	2
D	E. Gustafsson	9	2	1	3	4	D	B. Hoffmeyer	3	0	1	1	25
RW	B. Radivojevic	23	2	1	3	32	D	A. Stanley	3	0	1	1	4
D	J. Mair	3	1	2	3	4	RW	M. Beyers	4	0	1	1	0
LW	C. LaForge	5	1	2	3	15	D	A. Alberts	6	0	1	1	10
RW	P. Hannigan	7	1	2	3	9	LW	P. Bellemare	6	0	1	1	15
C	B. Corkum	12	1	2	3	6	D	M. Streit	6	0	1	1	6
C	J. Dowd	17	1	2	3	4	RW	M. Greig	5	0	1	1	0
RW	J. Druce	17	1	2	3	6	D	P. Kubina	5	0	1	1	12
D	D. Markov	18	1	2	3	25	G	R. Moore	5	0	1	1	0
LW	S. Antoski	20	1	2	3	38	RW	G. Morrison	5	0	1	1	2
RW	N. Zherdev	11	1	2	3	2	C	D. Plante	5	0	1	1	0
C	L. Hachborn	7	0	3	3	7	LW	M. Andersson	6	0	1	1	2
D	J. Modry	9	0	3	3	0	RW	S. Downie	6	0	1	1	10
D	J. Miszuk	11	0	3	3	11	D	D. Gauthier	6	0	1	1	19
D	T. Eriksson	19	0	3	3	12	LW	S. McCarthy	6	0	1	1	0
D	R. Jones	22	0	3	3	4	D	F. Meyer	6	0	1	1	8
D	J. McIlhargey	24	0	3	3	66	D	M. Sykora	6	0	1	1	0
*D	S. Gostisbehere	11	2	1	3	8	C	E. Hoekstra	7	0	1	1	0
C	B. Betts	34	1	1	2	4	D	L. Zeidel	7	0	1	1	12
RW	J. Paddock	3	2	0	2	0	LW	J. Gendron	8	0	1	1	6
C	C. Gratton	5	2	0	2	10	D	J. Vandermeer	8	0	1	1	9
C	P. Nedved	6	2	0	2	8	C	M. Murray	9	0	1	1	4
RW	L. Rochefort	10	2	0	2	2	D	K. McCarthy	10	0	1	1	8
C	B. Clement	18	2	0	2	12	G	B. Froese	12	0	1	1	2
LW	C. Berube	45	2	0	2	100	D	B. Manning	12	0	1	1	18
C	S. Bernier	4	1	1	2	0	D	N. Grossmann	13	0	1	1	10
LW	B. Selby	7	1	1	2	4	C	D. Lacroix	16	0	1	1	26
C	B. Dunlop	8	1	1	2	4	D	A. Burt	17	0	1	1	8
C	D. Nachbaur	9	1	1	2	17	G	M. Biron	23	0	1	1	2
D	G. Cochrane	11	1	1	2	24	G	P. Lindbergh	23	0	1	1	8
LW	R. Fedotenko	11	1	1	2	6	G	W. Stephenson	23	0	1	1	2
D	E. Hospodar	23	1	1	2	71	RW	J. Hull	30	0	1	1	8
D	L. Hillman	4	0	2	2	2	D	L. Richardson	34	0	1	1	49
RW	A. Daigle	5	0	2	2	0	G	M. Belhumeur	1	0	0	0	0
C	A. Oates	5	0	2	2	0	D	M.A. Bourdon	1	0	0	0	0
RW	D. Ververgaert	5	0	2	2	2	C	C. Joseph	1	0	0	0	2
C	S. Gagner	6	0	2	2	8	RW	D. Laliberte	1	0	0	0	2
C	M. Bureau	6	0	2	2	2	RW	A. MacAdam	1	0	0	0	0
D	S. Duchesne	6	0	2	2	2	D	M. Mantha	1	0	0	0	0
C	J. Johnson	7	0	2	2	2	LW	R. Romaniuk	1	0	0	0	0
LW	P. Ranheim	11	0	2	2	2	G	D. Roussel	1	0	0	0	0
G	G. Snow	13	0	2	2	11	D	L. Sbisa	1	0	0	0	2
D	R. Bailey	14	0	2	2	23	D	J. Stanley	1	0	0	0	0
D	L. Kukkonen	14	0	2	2	6	LW	M. Stankewicz	1	0	0	0	0
D	R. Parent	27	1	1	2	8	D	D. Tertyshny	1	0	0	0	2
*LW	M. Raffi	12	1	1	2	4	D	R. Zettler	1	0	0	0	2
LW	P. Thoresen	14	0	2	2	4	RW	P. Brendl	2	0	0	0	0
D	J. Smith	17	0	2	2	4	LW	J. Shelley	2	0	0	0	2
D	M. Dvorak	18	0	2	2	6	RW	B. Dobbins	2	0	0	0	17
D	J. Wells	18	0	2	2	51	LW	B. Eager	2	0	0	0	26
D	J. Chychrun	19	0	2	2	65	G	B. Gamble	2	0	0	0	0

FLYERS ALL-TIME PLAYOFF SCORING

POS	PLAYER	GP	G	A	PTS	PIM
G	M. Laforest	2	0	0	0	10
D	C. McAllister	2	0	0	0	0
G	A. Niittymäki	2	0	0	0	0
D	B. Root	2	0	0	0	0
RW	P. J. Stock	2	0	0	0	0
RW	C. McDonald	3	0	0	0	0
LW	R. Cote	3	0	0	0	0
RW	G. Dionne	3	0	0	0	4
RW	P. Guay	3	0	0	0	4
D	M. Petit	3	0	0	0	6
G	G. Resch	3	0	0	0	0
D	D. Seidenberg	3	0	0	0	0
D	F. Arthur	4	0	0	0	2
C	H. Bennett	4	0	0	0	2
D	B. Hughes	4	0	0	0	6
LW	D. McAmmond	4	0	0	0	2
C	G. Meehan	4	0	0	0	0
RW	L. Morrison	4	0	0	0	2
RW	J. Sacco	4	0	0	0	0
RW	D. Sarrazin	4	0	0	0	0
LW	D. Sulliman	4	0	0	0	0
RW	N. Dimitrakos	5	0	0	0	2
D	W. Huber	5	0	0	0	2
D	D. Richter	5	0	0	0	21
D	M. Stothers	5	0	0	0	11
C	A. Stratton	5	0	0	0	0
G	K. Wregget	5	0	0	0	16
G	S. Burke	6	0	0	0	0
G	P. Myre	6	0	0	0	0
D	M. Rathje	6	0	0	0	6
D	G. Smyth	6	0	0	0	40
G	J. Vanbiesbrouck	6	0	0	0	2
D	N. Schultz	6	0	0	0	2
C	N. Cousins	6	0	0	0	2
C	L. Angotti	7	0	0	0	2
D	O. Bartulis	7	0	0	0	4
D	M. Eaton	7	0	0	0	0
LW	T. Fedoruk	7	0	0	0	22
LW	B. Cowick	8	0	0	0	9
LW	C. Forbes	8	0	0	0	2
D	L. Hale	8	0	0	0	12
D	W. Hillman	8	0	0	0	0
D	K. Huffman	8	0	0	0	2
D	R. MacSweyn	8	0	0	0	6
D	A. Lilja	10	0	0	0	6
G	R. St. Croix	10	0	0	0	0
D	D. Syvret	10	0	0	0	0
LW	E. Wellwood	11	0	0	0	2
RW	A. Nodl	12	0	0	0	0
D	N. Barnes	12	0	0	0	8
LW	D. Hoyda	12	0	0	0	17
D	R. Gudas	12	0	0	0	27
C	Z. Rinaldo	14	0	0	0	64
G	D. Favell	16	0	0	0	2
D	D. Stanley	17	0	0	0	30
G	P. Peeters	20	0	0	0	2
G	B. Boucher	21	0	0	0	0
G	R. Cechmanek	23	0	0	0	0
G	R. Esche	25	0	0	0	10
G	B. Parent	63	0	0	0	8

*Still active on Flyers roster

FLYERS ALL-TIME PLAYOFF GOALTENDER RECORDS

PLAYER	GP	MINS	GA	SO	AVG	W	L
Johan Backlund	1	1	0	0	0.00	0	0
Dominic Roussel	1	23	0	0	0.00	0	0
Mark LaForest	2	48	1	0	1.25	1	0
John Vanbiesbrouck	6	369	9	1	1.46	2	4
Ken Wregget	5	268	10	0	2.24	2	2
Roman Cechmanek	23	1,441	56	3	2.33	9	14
Bernie Parent	63	3,824	152	6	2.38	35	28
Michael Leighton	15	827	35	3	3.43	8	4
Phil Myre	6	384	16	1	2.50	5	1
Michal Neuvirth	6	328	13	1	2.54	2	2
Robert Esche	25	1,405	64	1	2.73	13	11
Glenn Resch	3	43	2	0	2.79	0	0
Garth Snow	13	700	33	0	2.83	8	4
Steve Mason	8	419	20	0	2.86	2	5
Wayne Stephenson	23	1,362	65	2	2.86	10	10
Martin Biron	23	1,423	68	2	2.87	11	12
Ron Hextall	84	4,926	242	2	2.95	45	36
Rick St.Croix	10	561	28	1	2.99	4	6
Doug Favell	16	969	50	1	3.10	6	10
Pelle Lindbergh	23	1,214	63	3	3.11	12	10
Brian Boucher	42	2,384	94	2	3.13	21	18
Pete Peeters	20	1,199	66	1	3.30	11	8
Ilya Bryzgalov	11	642	37	0	3.46	5	7
Ray Emery	3	172	10	0	3.49	1	2
Sean Burke	6	323	18	0	3.54	1	4
Bob Froese	12	593	37	0	3.74	2	6
Petr Mrazek	1	31	2	0	3.87	0	0
Robbie Moore	5	268	18	0	4.03	3	2
Antero Niittymaki	2	73	5	0	4.11	0	0
*Brian Elliott	4	177	14	0	4.74	1	3
Sergei Bobrovsky	7	223	15	0	5.67	0	2
Bruce Gamble	2	120	12	0	6.00	0	2
Michel Belhumeur	1	10	1	0	6.00	0	0

*Still active on Flyers roster

FLYERS ALL-TIME PLAYOFF LEADERS

POINTS BY POSITION

CENTER	GP	G	A	PTS
Bobby Clarke	136	42	77	119
Rick MacLeish	108	53	52	105
Danny Briere	68	37	35	72
*Claude Giroux	69	24	41	65
Eric Lindros	50	24	33	57
Ken Linseman	41	11	42	53
Rod Brind'Amour	57	24	27	51

RIGHT WING

Tim Kerr	73	39	31	70
Reggie Leach	91	47	22	69
Rick Tocchet	95	27	33	60
Paul Holmgren	67	19	31	50
Mark Recchi	65	19	20	39

LEFT WING

Brian Propp	116	52	60	112
Bill Barber	129	53	55	108
John LeClair	116	35	39	74
Simon Gagne	71	23	12	47
Scott Hartnell	75	16	25	41
Ross Lonsberry	83	19	22	41

DEFENSE

Mark Howe	82	8	45	53
Eric Desjardins	97	14	37	51
Bob Dailey	56	10	30	40
Jim Watson	101	5	34	39
Behn Wilson	43	8	24	32
Tom Bladen	78	8	24	32

CATEGORY LEADERS

GOAL LEADERS

Bill Barber	53
Rick MacLeish	53
Brian Propp	52
Reggie Leach	47
Bobby Clarke	42

ASSIST LEADERS

Bobby Clarke	77
Brian Propp	60
Bill Barber	55
Rick MacLeish	52
Mark Howe	45

GAMES PLAYED

Bobby Clarke	136
Bill Barber	129
John LeClair	116
Brian Propp	116
Rick MacLeish	108
Andre Dupont	108

GOALTENDER WINS

Ron Hextall	45
Bernie Parent	35
Brian Boucher	21
Robert Esche	13
Pelle Lindbergh	12
Martin Biron	11
Pete Peeters	11

FLYERS ALL-TIME PLAYOFF GAME-WINNING-GOALS

Rick MacLeish	10#
Danny Briere	9
Reggie Leach	8
John LeClair	8
Bobby Clarke	7
Brian Propp	7
Bill Barber	6
Simon Gagne	6
Tim Kerr	6
Rick Tocchet	6
Ken Linseman	5
Ross Lonsberry	5
Ilkka Sinisalo	5
Eric Desjardins	4
Gary Dornhoefer	4
Eric Lindros	4
Keith Primeau	4
Mel Bridgman	3
Orest Kindrachuk	3
Dave Poulin	3
Mark Recchi	3
Don Saleski	3
Rod Brind'Amour	2
Jeff Carter	2
*Sean Couturier	2
Murray Craven	2
Bob Dailey	2
Andy Delmore	2
Andre Dupont	2
Karl Dykhuis	2
Peter Forsberg	2
*Claude Giroux	2
Paul Holmgren	2
Bob Kelly	2#

Trent Klatt	2
Daymond Langkow	2
Ville Leino	3
Brad McCrimmon	2
Shjon Podein	2
Jeremy Roenick	2
Derrick Smith	2
R.J. Umberger	2
*Jakub Voracek	2
Behn Wilson	2
Peter Zedel	2
Shawn Antoski	1
Arron Asham	1
Todd Bergen	1
Craig Berube	1
Don Blackburn	1
Tom Bladen	1
Braydon Coburn	1
Terry Crisp	1
J.J. Daigneault	1
Rob DiMaio	1
Kevin Dineen	1
Pelle Eklund	1
Ruslan Fedotenko	1
Bill Flett	1
Erik Gustafsson	1
Kevin Haller	1
Michal Handzus	1
Scott Hartnell	1
Dale Hawerchuk	1
Al Hill	1
Mark Howe	1
Jaromir Jagr	1
Kim Johnsson	1

Sami Kapanen	1
Mike Knuble	1
Joffrey Lupul	1
Andrew MacDonald	1
Danny Markov	1
Scott Mellanby	1
Gord Murphy	1
Don Nachbaur	1
Janne Niinimaa	1
Joel Otto	1
Rosaire Palement	1
Marcus Ragnarsson	1
Matt Read	1
Michael Richards	1
Leon Rochefort	1
Kjell Samuelsson	1
Luke Schenn	1
Dave Schultz	1
Ron Sutter	1
Chris Therien	1
Mattias Timander	1
Scottie Upshall	1
James van Riemsdyk	1
Jim Watson	1
Ryan White	1
Justin Williams	1
Dmitry Yushkevich	1
Alexei Zhamnov	1
Nikolay Zherdev	1
Valeri Zelepukin	1
Dainius Zubrus	1

INCLUDES STANLEY CUP WINNER

*STILL ACTIVE ON FLYERS ROSTER

FLYERS PLAYOFF RECORDS

FLYERS STANLEY CUP RECORDS

YEARS IN PLAYOFFS – 39 of 49 years (of play)

GAMES PLAYED– 433

GAMES WON– 221

GAMES LOST– 212

SERIES PLAYED– 80

SERIES WON – 43

SERIES LOST– 37

FINALS APPEARANCES– 8

SEMIFINAL APPEARANCES - 15

CHRONOLOGY

1968 FLYERS LOST QUARTERFINAL SERIES TO ST. LOUIS, 4-3

1969 FLYERS LOST QUARTERFINAL SERIES TO ST. LOUIS, 4-0

1970 FLYERS MISSED PLAYOFFS

1971 FLYERS LOST QUARTERFINAL SERIES TO CHICAGO, 4-0

1972 FLYERS MISSED PLAYOFFS

1973 FLYERS WON QUARTERFINAL SERIES

FROM MINNESOTA, 4-2

FLYERS LOST SEMIFINAL SERIES TO MONTREAL, 4-1

1974 FLYERS WON QUARTERFINAL SERIES FROM ATLANTA, 4-0

FLYERS WON SEMIFINAL SERIES FROM NY RANGERS, 4-3

FLYERS WON FINAL SERIES FROM BOSTON, 4-2 FOR THE STANLEY CUP

1975 FLYERS WON QUARTERFINAL SERIES FROM TORONTO, 4-0

FLYERS WON SEMIFINAL SERIES FROM NY ISLANDERS, 4-3

FLYERS WON FINAL SERIES FROM BUFFALO, 4-2 FOR THE STANLEY CUP

1976 FLYERS WON QUARTERFINAL SERIES FROM TORONTO, 4-3

FLYERS WON SEMIFINAL SERIES FROM BOSTON, 4-1

FLYERS LOST FINAL SERIES TO MONTREAL, 4-0

1977 FLYERS WON QUARTERFINAL SERIES FROM TORONTO, 4-2

FLYERS LOST SEMIFINAL SERIES TO BOSTON, 4-0

1978 FLYERS WON PRELIMINARY SERIES FROM COLORADO, 2-0

FLYERS WON QUARTERFINAL SERIES FROM BUFFALO, 4-1

FLYERS LOST SEMIFINAL SERIES TO BOSTON, 4-1

1979 FLYERS WON PRELIMINARY SERIES FROM VANCOUVER, 2-1

FLYERS LOST QUARTERFINAL SERIES TO NY RANGERS, 4-1

1980 FLYERS WON PRELIMINARY SERIES FROM EDMONTON, 3-0

FLYERS WON QUARTERFINAL SERIES FROM NY RANGERS, 4-1

FLYERS WON SEMIFINAL SERIES FROM MINNESOTA, 4-1

FLYERS LOST FINAL SERIES TO NY ISLANDERS, 4-2

1981 FLYERS WON PRELIMINARY SERIES FROM QUEBEC, 3-2

FLYERS LOST QUARTERFINAL SERIES TO CALGARY, 4-3

1982 FLYERS LOST DIVISIONAL SEMIFINAL SERIES TO

NY RANGERS, 3-1

1983 FLYERS LOST DIVISIONAL SEMIFINAL SERIES TO

NY RANGERS, 3-0

1984 FLYERS LOST DIVISIONAL SEMIFINAL SERIES TO

WASHINGTON, 3-0

1985 FLYERS WON DIVISIONAL SEMIFINAL SERIES FROM NY

RANGERS, 3-0

FLYERS WON DIVISIONAL FINAL SERIES FROM NY

ISLANDERS, 4-1

FLYERS WON CONFERENCE FINAL SERIES FROM QUEBEC,

4-2

FLYERS LOST FINAL SERIES TO EDMONTON, 4-1

1986 FLYERS LOST DIVISIONAL SEMIFINAL SERIES TO NY

RANGERS, 3-2

1987 FLYERS WON DIVISIONAL SEMIFINAL SERIES FROM NY

RANGERS, 4-2

FLYERS WON DIVISIONAL FINAL SERIES FROM NY

ISLANDERS, 4-3

FLYERS WON CONFERENCE FINAL SERIES FROM

MONTREAL, 4-2

FLYERS LOST FINAL SERIES TO EDMONTON, 4-3

1988 FLYERS LOST DIVISIONAL SEMIFINAL SERIES TO

WASHINGTON, 4-3

1989 FLYERS WON DIVISIONAL SEMIFINAL SERIES FROM

WASHINGTON, 4-2

FLYERS WON DIVISIONAL FINAL SERIES FROM

PITTSBURGH, 4-3

FLYERS LOST CONFERENCE FINAL SERIES TO MONTREAL,

4-2

1990 FLYERS MISSED PLAYOFFS

1991 FLYERS MISSED PLAYOFFS

1992 FLYERS MISSED PLAYOFFS

1993 FLYERS MISSED PLAYOFFS

1994 FLYERS MISSED PLAYOFFS

1995 FLYERS WON CONFERENCE QUARTERFINAL SERIES FROM

BUFFALO, 4-1

FLYERS WON CONFERENCE SEMIFINAL SERIES FROM NY

RANGERS, 4-0

FLYERS LOST CONFERENCE FINAL TO NEW JERSEY, 4-2

1996 FLYERS WON CONFERENCE QUARTERFINAL SERIES FROM

TAMPA BAY, 4-2

FLYERS LOST CONFERENCE SEMIFINAL SERIES TO

FLORIDA, 4-2

1997 FLYERS WON CONFERENCE QUARTERFINAL SERIES FROM

PITTSBURGH, 4-1

FLYERS WON CONFERENCE SEMIFINAL SERIES

FROM BUFFALO, 4-1

FLYERS WON CONFERENCE FINAL SERIES

FROM NY RANGERS, 4-1

FLYERS LOST FINAL SERIES TO DETROIT, 4-0

1998 FLYERS LOST CONFERENCE QUARTERFINAL SERIES TO

BUFFALO, 4-1

1999 FLYERS LOST CONFERENCE QUARTERFINAL SERIES TO

TORONTO, 4-2

2000 FLYERS WON CONFERENCE QUARTERFINAL SERIES FROM

BUFFALO, 4-1

FLYERS WON CONFERENCE SEMIFINAL SERIES

FROM PITTSBURGH, 4-2

FLYERS LOST CONFERENCE FINAL SERIES TO

NEW JERSEY, 4-3

2001 FLYERS LOST CONFERENCE QUARTERFINAL SERIES

TO BUFFALO, 4-2

2002 FLYERS LOST CONFERENCE QUARTERFINAL SERIES TO

OTTAWA, 4-1

2003 FLYERS WON CONFERENCE QUARTERFINAL SERIES FROM

TORONTO, 4-3

FLYERS LOST CONFERENCE SEMIFINAL SERIES TO OTTAWA,

4-2

2004 FLYERS WON CONFERENCE QUARTERFINAL SERIES FROM

NEW JERSEY, 4-1

FLYERS WON CONFERENCE SEMIFINAL SERIES FROM

TORONTO, 4-2

FLYERS LOST CONFERENCE FINAL SERIES TO TAMPA

BAY, 4-3

2006 FLYERS LOST CONFERENCE QUARTERFINAL SERIES TO

BUFFALO, 4-2

2007 FLYERS MISSED PLAYOFFS

FLYERS PLAYOFF RECORDS

2008 FLYERS WON CONFERENCE QUARTERFINAL SERIES FROM WASHINGTON, 4-3
FLYERS WON CONFERENCE SEMIFINAL SERIES FROM MONTREAL, 4-1
FLYERS LOST CONFERENCE FINAL SERIES TO PITTSBURGH, 4-1

2009 FLYERS LOST CONFERENCE QUARTERFINAL SERIES TO PITTSBURGH, 4-2

2010 FLYERS WON CONFERENCE QUARTERFINAL SERIES FROM NEW JERSEY, 4-1
FLYERS WON CONFERENCE SEMIFINAL SERIES FROM BOSTON, 4-3
FLYERS WON CONFERENCE FINAL SERIES FROM MONTREAL, 4-1
FLYERS LOST FINAL SERIES TO CHICAGO, 4-2

2011 FLYERS WON CONFERENCE QUARTERFINAL SERIES FROM BUFFALO, 4-3
FLYERS LOST CONFERENCE SEMIFINAL SERIES TO BOSTON, 4-0

2012 FLYERS WON CONFERENCE QUARTERFINAL SERIES FROM PITTSBURGH 4-2
FLYERS LOST CONFERENCE SEMIFINAL SERIES TO NEW JERSEY 4-1

2013 FLYERS MISSED PLAYOFFS

2014 FLYERS LOST CONFERENCE QUARTERFINAL SERIES TO NY RANGERS 4-3

2015 FLYERS MISSED PLAYOFFS

2016 FLYERS LOST FIRST ROUND SERIES TO WASHINGTON 4-2

2017 FLYERS MISSED PLAYOFFS

2018 FLYERS LOST FIRST ROUND SERIES TO PITTSBURGH 4-2

2019 FLYERS MISSED PLAYOFFS

TEAM RECORDS: PLAYOFF STREAKS

LONGEST...

WIN STREAK-8 GAMES

1974 Finals #6 through 1975 Semifinals #3 May 19, 1974 through May 4, 1975

WIN STREAK AT HOME-13 GAMES

1974 Quarterfinals #1 through 1975 Semifinals #2 April 9, 1974 through May 1, 1975

WIN STREAK ON ROAD-5 GAMES

1995 Conference Quarterfinals #4 through Conference Finals #4 May 12, 1995 through June 10, 1995

1997 Conference Semifinals #1 through Conference Finals #4 May 3, 1997 through May 23, 1997

2000 Conference Semifinals #3 through Conference Finals #4 May 2, 2000 through May 20, 2000

LOSING STREAK -- 10 GAMES

1968 Quarterfinals #7 through 1973 Quarterfinals #1 April 18, 1968 through April 4, 1973

LOSING STREAK AT HOME -- 6 GAMES

1981 Quarterfinals #7 through 1984 Division Semifinals #3 April 26, 1981 through April 7, 1984

LOSING STREAK ON ROAD -- 7 GAMES

1980 Finals #3 through 1981 Quarterfinals #4 May 17, 1980 through April 20, 1981

TEAM RECORDS: PLAYOFF YEAR

MOST...

GAMES PLAYED*	26	1987
GOALS	85	1974
ASSISTS	132	1987
GOALS AGAINST	73	1987
PENALTY MINUTES	714	1987
POWER PLAY GOALS	23	2010

SHORTHANDED GOALS	8	1989
SHUTOUTS	5	1975, 2010

TEAM RECORDS: PLAYOFF SERIES

MOST...

GOALS-33

vs. Toronto, 1976 Quarterfinals

GOALS, TWO-GAME SERIES-6

vs. Colorado, 1978 Preliminary series

GOALS, THREE-GAME SERIES-15

vs. Vancouver, 1979 Preliminary series

GOALS, FOUR-GAME SERIES-18

vs. Toronto, 1975 Quarterfinals
vs. NY Rangers, 1995 Conference Semifinals

GOALS, FIVE-GAME SERIES-27

vs. Minnesota, 1980 Semifinals

GOALS, SIX-GAME SERIES -- 30

vs. Pittsburgh, 2012 Conference Quarterfinals

GOALS, SEVEN-GAME SERIES-33

vs. Toronto, 1976 Quarterfinals

GOALS AGAINST-28

vs. NY Rangers, 1979 Quarterfinals

GOALS AGAINST, TWO-GAME SERIES-3

vs. Colorado, 1978 Preliminary series

GOALS AGAINST, THREE-GAME SERIES-18

vs. NY Rangers, 1983 Preliminary series

GOALS AGAINST, FOUR-GAME SERIES-20

vs. Chicago, 1971 Quarterfinals

GOALS AGAINST, FIVE-GAME SERIES-28

vs. NY Rangers, 1979 Quarterfinals

GOALS AGAINST, SIX-GAME SERIES -- 28

vs. Pittsburgh, 2018 First Round

GOALS AGAINST, SEVEN-GAME SERIES-23

vs. Toronto, 1976 Quarterfinals

GOALS, BOTH TEAMS-56

vs. Toronto (FLYERS 33/Toronto 23), 1976 Quarterfinals
vs. Pittsburgh (Flyers 30/Pittsburgh 36), 2012 Quarterfinals

GOALS, BOTH TEAMS, TWO-GAME SERIES-9

vs. Colorado (FLYERS 6/Colorado 3), 1978 Preliminary series

GOALS, BOTH TEAMS, THREE-GAME SERIES-27

vs. NY Rangers (FLYERS 9/Rangers 18), 1983 Division Semifinals

GOALS, BOTH TEAMS, FOUR-GAME SERIES-34

vs. NY Rangers (Rangers 19/FLYERS 15), 1982 Division Semifinals

GOALS, BOTH TEAMS, FIVE-GAME SERIES-41

vs. Minnesota (FLYERS 27/Minnesota 14), 1980 Semifinals

GOALS, BOTH TEAMS, SIX-GAME SERIES -- 56

vs. Pittsburgh (Flyers 30/Penguins 26), 2012 Quarterfinals

GOALS, BOTH TEAMS, SEVEN-GAME SERIES-56

vs. Toronto (FLYERS 33/Toronto 23), 1976 Quarterfinals

PENALTIES-95

vs. Washington, 1988 Division Semifinals

PENALTIES BY OPPONENT-82

vs. Washington, 1988 Division Semifinals

PENALTIES, BOTH TEAMS-177

vs. Washington, 1988 Division Semifinals

PENALTY MINUTES-298

vs. Washington, 1988 Division Semifinals

PENALTY MINUTES BY OPPONENT-230

vs. Toronto, 1976 Quarterfinals

FLYERS PLAYOFF RECORDS

PENALTY MINUTES, BOTH TEAMS-525

vs. Toronto, 1976 Quarterfinals

POWER PLAY GOALS – 12

vs. Pittsburgh, 2012 Conference Quarterfinals

POWER PLAY GOALS AGAINST** -15

vs. NY Islanders, 1980 Finals

POWER PLAY GOALS, BOTH TEAMS** -21

vs. NY Islanders (Islanders 15/FLYERS 6), 1980 Finals

vs. Pittsburgh (FLYERS 11/Pittsburgh 10), 1989 Division Finals

SHORTHANDED GOALS-4

vs. Pittsburgh, 1989 Division Finals

SHUTOUTS-3

vs. Montreal, 2010 Conf. Finals

SHUTOUTS AGAINST-3

vs. Ottawa, 2002 Eastern Conference Quarterfinals

FEWEST...

GOALS-2

vs. Ottawa, 2002 Eastern Conference Quarterfinals

GOALS, TWO-GAME SERIES-6

vs. Colorado, 1978 Preliminary series

GOALS, THREE-GAME SERIES-5

vs. Washington, 1984 Division Semifinals

GOALS, FOUR-GAME SERIES-3

vs. St. Louis, 1969 Quarterfinals

GOALS, FIVE-GAME SERIES*-2

vs. Ottawa, 2002 Eastern Conference Quarterfinals

GOALS, SIX-GAME SERIES – 6

vs. Washington, 2016 First Round

GOALS, SEVEN-GAME SERIES-15

vs. New Jersey, 2000 Conference Finals

GOALS AGAINST-3

vs. Colorado, 1978 Preliminary series

GOALS AGAINST, TWO-GAME SERIES-3

vs. Colorado, 1978 Preliminary series

GOALS AGAINST, THREE-GAME SERIES-6

vs. Edmonton, 1980 Preliminary series

GOALS AGAINST, FOUR-GAME SERIES-6

vs. Atlanta, 1974 Quarterfinals

vs. Toronto, 1975 Quarterfinals

GOALS AGAINST, FIVE-GAME SERIES-7

vs. Montreal, 2010 Conf. Finals

vs. NY Rangers, 1980 Quarterfinals

GOALS AGAINST, SIX-GAME SERIES-9

vs. Toronto, 1999 Conference Quarterfinals

GOALS AGAINST, SEVEN-GAME SERIES-16

vs. NY Islanders, 1975 Semifinals

vs. Toronto, 2003 Eastern Conference Quarterfinals

GOALS, BOTH TEAMS-9

vs. Colorado (FLYERS 6/Colorado 3), 1978 Preliminary series

GOALS, BOTH TEAMS, TWO-GAME SERIES-9

vs. Colorado (FLYERS 6/Colorado 3), 1978 Preliminary series

GOALS, BOTH TEAMS, THREE-GAME SERIES-18

vs. Edmonton (FLYERS 12/Edmonton 6), 1980 Preliminary series

GOALS, BOTH TEAMS, FOUR-GAME SERIES-20

vs. St. Louis (St. Louis 17/FLYERS 3), 1969 Quarterfinals

GOALS, BOTH TEAMS, FIVE-GAME SERIES-13

vs. Ottawa (FLYERS 2/Senators 11), 2002 Eastern Conference Quarterfinals

GOALS, BOTH TEAMS, SIX-GAME SERIES – 20

vs. Toronto (FLYERS 11/Toronto 9),

1999 Conference Quarterfinals

vs. Washington (FLYERS 6/Washington 14),

2016 First Round

GOALS, BOTH TEAMS, SEVEN-GAME SERIES-33

vs. New Jersey (New Jersey 18/FLYERS 15), 2000 Conference Finals

PENALTY MINUTES-29

vs. Colorado, 1978 Preliminary series

TEAM RECORDS: PLAYOFF GAME

MOST...

DECISIVE WIN-7-0

vs. Minnesota, 1980 Semifinals #2, May 1, 1980

DECISIVE WIN AT HOME-7-0

vs. Minnesota, 1980 Semifinals #2, May 1, 1980

DECISIVE WIN ON ROAD-7-1

vs. NY Rangers, 1986 Division Semifinals #4, April 14, 1986

DECISIVE LOSS-8-0

at Buffalo, 2001 Conf. Quarterfinals #6, April 21, 2001

DECISIVE LOSS AT HOME-7-1

vs. NY Rangers, 1979 Quarterfinals #2, April 18, 1979

vs. Buffalo, 2006 Conf. Quarterfinals #6, May 2, 2006

DECISIVE LOSS ON ROAD-8-0

at Buffalo, 2001 Conf. Quarterfinals #6, April 21, 2001

GOALS-9

vs. Calgary, 1981 Quarterfinals #5, April 22, 1981

GOALS AGAINST-10

vs. Pittsburgh, 1989 Division Finals, #5, April 25, 1989

vs. Pittsburgh, 2012 Quarterfinals, #4, April 18, 2012

GOALS, BOTH TEAMS-17

at Pittsburgh (Pittsburgh 10/FLYERS 7), 1989 Division Finals,

#5, April 25, 1989

POWER PLAY GOALS, BOTH TEAMS-7

vs. NY Rangers, 1985 Division Semifinals #3, April 13, 1985 at

New York, FLYERS 6 (4 PP goals), Rangers 5 (3 PP goals)

vs. Pittsburgh, 2012 Conference Quarterfinals #4,

April 18, 2012, vs. Pittsburgh, Pittsburgh 10 (4 PP goals),

Flyers 3 (3 PP goals)

PENALTY MINUTES-107

vs. Toronto, 1976 Quarterfinals #3, April 15, 1976

PENALTY MINUTES BY OPPONENT-94

vs. Toronto, 1976 Quarterfinals #6, April 22, 1976

PENALTY MINUTES, BOTH TEAMS-185

vs. Toronto (Toronto 94/FLYERS 91), 1976 Quarterfinals #6,

April 22, 1976

SHOTS ON GOAL-53

at Pittsburgh, 1997 Conference Quarterfinals #3,

April 21, 1997

SHOTS ON GOAL AGAINST-64

vs. St. Louis, 1968 Quarterfinals #6, April 16, 1968

SHOTS ON GOAL DURING AN OVERTIME GAME-75

at Toronto (3-OT), 2003 Conference Quarterfinals #4,

April 16, 2003

SHOTS ON GOAL, BOTH TEAMS-107

vs. St. Louis (St. Louis 64/FLYERS 43), 1968 Quarterfinals #6

, April 16, 1968

SHOTS ON GOAL DURING AN OVERTIME GAME, BOTH TEAMS-130

at Pittsburgh-5OT (FLYERS 72/Pittsburgh 58) 2000

Conference Semifinal #4, May 4, 2000

FEWEST...

SHOTS ON GOAL-11

at Washington, 2016 First Round #5, April 22, 2016

SHOTS ON GOAL, BOTH TEAMS-33

vs. Florida (FLYERS 18/Florida 15) 1996 Conference

Semifinals #1, May 2, 1996

FLYERS PLAYOFF RECORDS

FASTEST...

GOAL AGAINST-15 seconds

at Pittsburgh, Sydney Crosby
2012 Conference Quarterfinals #2, April 13, 2012

TWO GOALS, FLYERS-13 seconds

vs. Toronto, GARY DORNHOEFER, 11:24 of 2nd period
and DON SALESKI, 11:37 of 2nd period.
1976 Quarterfinals, Game 5, April 20, 1976

THREE GOALS, BOTH TEAMS-31 SECONDS

vs. Edmonton, Wayne Gretzky, 1:10 of 1st period
Wayne Gretzky, 1:25 of 1st period
DERRICK SMITH, 1:41 of 1st period
1985 Finals #3, May 25, 1985

FOUR GOALS, BOTH TEAMS*-1 minute 33 seconds

vs. Toronto, DON SALESKI, 10:03 of 2nd period
Bob Neely, 10:42 of 2nd period
GARY DORNHOEFER, 11:24 of 2nd period
DON SALESKI, 11:37 of 2nd period
1976 Quarterfinals #5, April 20, 1976

FIVE GOALS, BOTH TEAMS-3 minutes 20 seconds

vs. Minnesota, Paul Shmyr, 13:20 of 1st period
Steve Christoff, 13:59 of 1st period
KEN LINSEMAN, 14:54 of 1st period
TOM GORENCE, 15:36 of 1st period
KEN LINSEMAN, 16:40 of 1st period
1980 Semifinals #1, April 29, 1980

LONGEST...

GAME – 155 minutes

at Pittsburgh, 2018 First Round #2, April 13, 2018

GAME AT HOME – 153 minutes

vs. Pittsburgh, 2018 First Round #6, April 22, 2018

GAME ON ROAD – 155 minutes

at Pittsburgh, 2018 First Round #2, April 13, 2018

MISC

MOST SAVES BY A GOALTENDER, SHUTOUT WIN – 44

at Washington, 2016 First Round #5, April 22, 2016

MOST SAVES BY A GOALTENDER, REGULATION WIN – 44

at Washington, 2016 First Round #5, April 22, 2016

LARGEST SHOT DIFFERENTIAL AGAINST, OVERALL & PLAYOFF SHUTOUT WIN- 33

at Washington, 2016 First Round #5, April 22, 2016 (44-11)

TEAM RECORDS FOR ONE PERIOD

MOST...

GOALS-5

vs. Toronto, 2nd period, 1976 Quarterfinals #7, April 25, 1976
vs. Calgary, 1st period, 1981 Quarterfinals #5, April 22, 1981
vs. NY Rangers, 2nd period, 1985 Division Semifinals #3, April 13, 1985
vs. NY Rangers, 2nd period, 1986 Division Semifinals #4, April 14, 1986
vs. NY Rangers, 3rd period, 1987 Division Semifinals #2, April 9, 1987

GOALS AGAINST-6

vs. NY Rangers, 3rd period, 1979 Quarterfinals #5, April 24, 1979
vs. Pittsburgh, 1st period, 1989 Division Finals #5, April 25, 1989

GOALS, BOTH TEAMS**-9

vs. NY Rangers (Rangers 6/FLYERS 3), 3rd period, 1979 Quarterfinals #5, April 24, 1979

SHOTS ON GOAL, HOME-20

vs. Toronto, 2nd period, 1976 Quarterfinals #7, April 25, 1976
vs. Minnesota, 2nd period, 1980 Semifinals #2, May 1, 1980

SHOTS ON GOAL, AWAY-28

at Pittsburgh 1997 Conference Quarterfinals #3, April 21, 1997

SHOTS ON GOAL AGAINST, HOME-20

vs. Pittsburgh, 2nd period, 2009 Conference Quarterfinals #6, April 25, 2009

SHOTS ON GOAL AGAINST, AWAY-27

vs. Toronto, 2nd period, 1976 Quarterfinals #3, April 15, 1976
vs. Islanders, 2nd period, 1985 Division Finals #3, April 23, 1985

SHOTS ON GOAL, BOTH TEAMS-39

at Pittsburgh, (FLYERS 28/Pittsburgh 11), 1st period, 1997 Conference Quarterfinals #3, April 21, 1997

FEWEST...

SHOTS ON GOAL-1

vs. NY Rangers, 1st overtime period, 1979 Quarterfinals #1, April 16, 1979
vs. NY Islanders, 1st overtime period, 1980 Finals #1, May 13, 1980
vs. Quebec, 1st overtime period, 1981 Preliminary series #4, April 12, 1981
vs. Toronto, 2nd period, 2004 Conference Semifinals #2, April 25, 2004

SHOTS ON GOAL, 20-MINUTE PERIOD-1

vs. Toronto, 2nd period, 2004 Conference Semifinals #2, April 25, 2004

SHOTS ON GOAL AGAINST**-0

vs. Colorado, 1st overtime period, 1978 Preliminary series #1, April 11, 1978

SHOTS ON GOAL AGAINST, 20-MINUTE PERIOD-1

vs. Boston, 3rd period, 1977 Semifinals #2, April 26, 1977 at Montreal, 2nd period, 2010 Conf. Final #4, May 22, 2010

INDIVIDUAL RECORDS: PLAYOFF CAREER

MOST...

POINTS-119

- Bobby Clarke

ASSISTS-77

- Bobby Clarke

PENALTY MINUTES-363

- Dave Schultz

GOALS-53

- Rick MacLeish
- Bill Barber

YEARS IN PLAYOFFS-13

- Bobby Clarke

GAMES PLAYED-136

- Bobby Clarke

HAT TRICKS-3

- Rick MacLeish
- Tim Kerr

INDIVIDUAL RECORDS: PLAYOFF YEAR

MOST...

ASSISTS-20

- Pelle Eklund, 1987

GOALS**-19

- Reggie Leach, 1976

POINTS-30

- Danny Briere, 2010

PENALTY MINUTES-139

- Dave Schultz, 1974

SHORTHANDED GOALS**-3

- Bill Barber, 1980

HAT TRICKS-2

- Rick MacLeish, 1975

SHUTOUTS-4

- Bernie Parent, 1975

MINUTES PLAYED BY A

GOALIE-1,540
- Ron Hextall, 1987

INDIVIDUAL RECORDS: PLAYOFF SERIES

MOST...

ASSISTS-9

Danny Briere vs. Chicago, 2010 Stanley Cup Final

FLYERS PLAYOFF RECORDS

ASSISTS AGAINST-9

Darryl Sittler, Toronto, 1977 Quarterfinals

GOALS-10

Tim Kerr vs. Pittsburgh, 1989 Division Finals

POWER PLAY GOALS-5

Tim Kerr vs. Pittsburgh, 1989 Division Finals

SHORTHANDED GOALS**-3

Bill Barber vs. Minnesota, 1980 Semifinals

GOALS AGAINST-7

Wayne Gretzky, Edmonton, 1985 Finals

PENALTY MINUTES*-116

Dave Schultz vs. Toronto, 1976 Quarterfinals

PENALTY MINUTES BY OPPONENT-72

Dave Williams, Toronto, 1976 Quarterfinals

POINTS-15

Tim Kerr vs. Pittsburgh, 1989 Division Finals

POINTS AGAINST-13

Jake Guentzel, Pittsburgh (6 Goals/7 Assists),
2018 First Round

SHUTOUTS-3

Michael Leighton vs. Montreal, 2010 Conf. Finals

INDIVIDUAL RECORDS: PLAYOFF GAME

MOST...

ASSISTS-4

Bobby Clarke vs. Boston, 1976 Semifinal #5, May 6, 1976
Bob Dailey vs. Minnesota, 1980 Semifinal #2, May 1, 1980
Ken Linseman vs. Calgary, 1981 Quarterfinal #5, April 22, 1981
Brian Propp vs. Edmonton, 1987 Final #5, May 26, 1987
Mark Recchi vs. Pittsburgh, 2000 Conference Semifinal #5,
May 7, 2000
Matt Carle vs. Boston, 2010 Conference Semifinal #4, May
7, 2010

GOALS**-5

Reggie Leach vs. Boston, 1976 Semifinals #5, May 6, 1976

GOALS AGAINST**-5

Darryl Sittler, Toronto, 1976 Quarterfinals #6, April 22, 1976
Mario Lemieux, Pittsburgh, 1989 Division Finals #5, April
25, 1989

PENALTY MINUTES*-42

Dave Schultz vs. Toronto, 1976 Quarterfinals #6, April 22,
1976

PENALTY MINUTES BY OPPONENT-34

Dave Williams, Toronto, Quarterfinals #6, April 22, 1976

POINTS - 6

Claude Giroux (3 Goals/3 Assists) vs. Pittsburgh,
2012 Quarterfinals #2, April 13, 2012

POINTS BY A ROOKIE

Peter Zedel, (1 Goals/3 Assists), 1985 Division Semifinals #3,
April 13, 1985 vs. NY Rangers
Sean Couturier, (3 Goals/1 Assists), 2012 Conference
Quarterfinals #2, April 13, 2012 vs. Pittsburgh

POINTS AGAINST**-8

Mario Lemieux, Pittsburgh (5 Goals/3 Assists), 1989 Division
Finals #5, April 25, 1989

POWER PLAY GOALS**-3

Tim Kerr vs. NY Rangers, 2nd period, 1985 Division
Semifinals #3, April 13, 1985

SAVES, SHUTOUT WIN - 44

SAVES, REGULATION WIN - 44

Michal Neuvirth at Washington, 2016 First Round #5, April
22, 2016

FASTEST...

TWO GOALS-41 seconds

Eric Lindros at Buffalo, 8:32 of 2nd period, 9:13 of 2nd period,
1997 Conference Semifinals #5, May 11, 1997

THREE GOALS-3 minutes 24 seconds

Tim Kerr vs. NY Rangers, 14:58 of 2nd period, 16:42 of 2nd
period, 18:22 of 2nd period,
1985 Division Semifinals #3, April 13, 1985

FOUR GOALS*-8 minutes 16 seconds

Tim Kerr vs. NY Rangers, 10:06 of 2nd period, 14:58 of
2nd period, 16:42 of 2nd period, 18:22 of 2nd period, 1985
Division Semifinals #3, April 13, 1985

INDIVIDUAL RECORDS: PLAYOFF PERIOD

MOST...

ASSISTS**-3

Barry Ashbee vs. Minnesota, 2nd period, 1973 Quarterfinals
#2, April 5, 1973
Ken Linseman vs. Calgary, 1st period, 1981 Quarterfinals #5,
April 22, 1981
Peter Zedel vs. NY Rangers, 2nd period, 1985 Division
Semifinals #3, April 13, 1985
Tim Kerr vs. NY Islanders, 1st period, 1985 Division Finals
#2, April 21, 1985
Paul Coffey vs. Buffalo, 1st period, 1997 Conference
Semifinals #3, May 7, 1997
Rod Brind'Amour at Buffalo, 2nd period, 1997 Conference
Semifinals #5, May 11, 1997

GOALS**-4

Tim Kerr at NY Rangers, 2nd period, 1985 Division Semifinals
#3, April 13, 1985

POWER PLAY GOALS*-3

Tim Kerr at NY Rangers, 2nd period, 1985 Division Semifinals
#3, April 13, 1985

POINTS**-4

Tim Kerr at NY Rangers, 2nd period, 1985 Division Semifinals
#3, April 13, 1985

INDIVIDUAL RECORDS: MISCELLANEOUS

LOWEST GOALS AGAINST AVERAGE, PLAYOFF YEAR -
1.35 Bernie Parent, 1968

MOST CONSECUTIVE GAMES SCORING A GOAL*-10

Reggie Leach, April 17, 1976 to May 9, 1976

FASTEST GOAL FROM START OF PERIOD (other than first)*-6 sec.

Pelle Eklund, 2nd period, 1989 Division Finals #5,
April 25, 1989

*NHL Record **Ties NHL Record

FLYERS PLAYOFF RECORDS

THE FLYERS ARE 9-7 IN 7TH GAMES:

April 18, 1968	St. Louis	3	at	FLYERS	1	L
May 5, 1974	NY Rangers	3	at	FLYERS	4	W
May 13, 1975	NY Islanders	1	at	FLYERS	4	W
April 25, 1976	Toronto	3	at	FLYERS	7	W
April 26, 1981	Calgary	4	at	FLYERS	1	L
May 2, 1987	NY Islanders	1	at	FLYERS	5	W
May 31, 1987	FLYERS	1	at	Edmonton	3	L
April 16, 1988	FLYERS	4	at	Washington	5	L(OT)
April 29, 1989	FLYERS	4	at	Pittsburgh	1	W
May 26, 2000	New Jersey	2	at	FLYERS	1	L
April 22, 2003	Toronto	1	at	FLYERS	6	W
May 22, 2004	FLYERS	1	at	Tampa Bay	2	L
April 22, 2008	FLYERS	3	at	Washington	2	W(OT)
May 14, 2010	FLYERS	4	at	Boston	3	W
April 26, 2011	Buffalo	2	at	FLYERS	5	W
April 30, 2014	Flyers	1	at	NY Rangers	2	L

FLYERS BEST-OF-SEVEN PLAYOFF SERIES RECORDS

	Game 1	Game 2	Game 3	Game 4	Game 5	Game 6	Game 7
Record in:	32-39	39-32	34-37	35-36	36-26	20-20	9-7
	Game 1	Game 2	Game 3	Game 4	Game 5	Game 6	Next Round
Series Record When Winning:	23-9	30-9	24-10	24-11	27-9	15-5	*After winning Game 7, the Flyers have won the following series six times (6-3)
Series Record When Losing:	15-24	8-24	14-23	14-22	8-18	6-14	
	Leading 1-0		Trailing 0-1				
Flyers Game 2 Record When:	18-14		21-18				
Flyers Series Record When:	23-9		15-24				
	Leading 2-0		Trailing 0-2		Tied 1-1		
Flyers Game 3 Record When:	10-8		9-9		15-20		
Flyers Series Record When:	18-0		3-15		17-18		
	Leading 3-0		Leading 2-1		Trailing 0-3	Trailing 1-2	
Flyers Game 4 Record When:	3-7		15-8		3-6	14-15	
Flyers Series Record When:	10-0		20-3		1-8	7-22	
	Leading 3-1		Trailing 3-1		Tied 2-2		
Flyers Game 5 Record When:	14-8		10-8		12-10		
Flyers Series Record When:	20-2		1-17		14-8		
	Leading 3-2		Trailing 3-2				
Flyers Game 6 Record When:	12-8		8-12				
Flyers Series Record When:	18-2		3-17				
Flyers Record when facing elimination:*	33-37						

*Includes best-of-three and best-of-five series

FLYERS PLAYOFF OVERTIME RESULTS

GOAL SCORER	DATE	SCORE	OPPONENT	TIME	RECORD
Larry Keenan	Apr. 10, 1968	2-3	@ St. Louis	24:10	0-1
Don Blackburn	Apr. 16, 1968	2-1	@ St. Louis	31:18	1-1
Gary Dornhoefer	Apr. 10, 1973	3-2	vs. Minnesota	8:35	2-1
Rick MacLeish	Apr. 14, 1973	5-4	@ Montreal	2:56	3-1
Larry Robinson	Apr. 16, 1973	3-4	@ Montreal	6:45	3-2
Dave Schultz	Apr. 14, 1974	4-3	@ Atlanta	5:40	4-2
Rod Gilbert	Apr. 28, 1974	1-2	@ NY Rangers	4:20	4-3
Bobby Clarke	May 9, 1974	3-2	@ Boston	12:01	5-3
Andre Dupont	Apr. 19, 1975	4-3	@ Toronto	1:45	6-3
Bobby Clarke	May 1, 1975	5-4	vs. NY Islanders	2:56	7-3
Jude Drouin	May 7, 1975	3-4	@ NY Islanders	1:53	7-4
Rene Robert	May 20, 1975	4-5	@ Buffalo	18:29	7-5
Reggie Leach	Apr. 29, 1976	2-1	vs. Boston	13:38	8-5
Rick MacLeish	Apr. 15, 1977	4-3	@ Toronto	2:55	9-5
Reggie Leach	Apr. 17, 1977	6-5	@ Toronto	19:10	10-5
Rick Middleton	Apr. 24, 1977	3-4	vs. Boston	2:57	10-6
Terry O'Reilly	Apr. 26, 1977	4-5	vs. Boston	30:07	10-7
Mel Bridgman	Apr. 11, 1978	3-2	vs. Colorado	0:23	11-7
Rick Middleton	May 2, 1978	2-3	@ Boston	1:43	11-8
Ken Linseman	Apr. 16, 1979	3-2	vs. NY Rangers	10:44	12-8
Bobby Clarke	Apr. 8, 1980	4-3	vs. Edmonton	8:06	13-8
Ken Linseman	Apr. 11, 1980	3-2	@ Edmonton	23:56	14-8
Denis Potvin	May 13, 1980	3-4	vs. NY Islanders	4:07	14-9
Bobby Nystrom	May 24, 1980	4-5	@ NY Islanders	7:11	14-10
Dale Hunter	Apr. 12, 1981	3-4	@ Quebec	0:37	14-11
Mark Howe	Apr. 10, 1985	5-4	vs. NY Rangers	8:01	15-11
Peter Statsny	May 5, 1985	1-2	@ Quebec	6:20	15-12
Ilkka Sinisalo	May 4, 1987	4-3	vs. Montreal	9:11	16-12
Jari Kurri	May 20, 1987	2-3	@ Edmonton	6:50	16-13
Murray Craven	Apr. 10, 1988	5-4	vs. Washington	1:18	17-13
Dale Hunter	Apr. 16, 1988	4-5	@ Washington	5:57	17-14
Kelly Miller	Apr. 8, 1989	3-4	vs. Washington	0:51	17-15
Phil Bourque	Apr. 21, 1989	3-4	vs. Pittsburgh	12:08	17-16
Dave Poulin	May 9, 1989	2-1	@ Montreal	5:02	18-16
Karl Dykhuis	May 7, 1995	4-3	vs. Buffalo	10:06	19-16
Eric Desjardins	May 21, 1995	5-4	vs. NY Rangers	7:03	20-16
Kevin Haller	May 22, 1995	4-3	vs. NY Rangers	0:25	21-16
Eric Lindros	June 7, 1995	3-2	@ New Jersey	4:19	22-16
Brian Bellows	Apr. 18, 1996	1-2	vs. Tampa Bay	9:05	22-17
Alexander Selivanov	Apr. 21, 1996	4-5	@ Tampa Bay	2:04	22-18
Dave Lowry	May 9, 1996	3-4	@ Florida	4:06	22-19
Mike Hough	May 12, 1996	1-2	vs. Florida	28:05	22-20
Ed Roman	May 9, 1997	4-5	vs. Buffalo	6:24	22-21
Michal Grosek	May 1, 1998	2-3	vs. Buffalo	5:40	22-22
Yanic Perreault	Apr. 30, 1999	1-2	@ Toronto	11:51	22-23
Stu Barnes	Apr. 18, 2000	2-3	@ Buffalo	4:42	22-24
Andy Delmore	May 2, 2000	4-3	@ Pittsburgh	11:01	23-24
Keith Primeau	May 4, 2000	2-1	@ Pittsburgh	92:01	24-24
Jay McKee	Apr. 14, 2001	3-4	vs. Buffalo	18:02	24-25
Curtis Brown	Apr. 17, 2001	3-4	@ Buffalo	6:13	24-26
Ruslan Fedotenko	Apr. 17, 2002	1-0	vs. Ottawa	7:47	25-26
Martin Havlat	Apr. 26, 2002	1-2	vs. Ottawa	7:33	25-27
Tomas Kaberle	Apr. 14, 2003	3-4	@ Toronto	27:20	25-28
Mark Recchi	Apr. 16, 2003	3-2	@ Toronto	53:54	26-28
Travis Green	Apr. 21, 2003	1-2	@ Toronto	30:51	26-29
Wade Redden	Apr. 29, 2003	2-3	vs. Ottawa	6:43	26-30
Jeremy Roenick	May 4, 2004	3-2	@ Toronto	7:39	27-30
Simon Gagne	May 20, 2004	5-4	vs. Tampa Bay	18:18	28-30
Daniel Briere	Apr. 22, 2006	2-3	@ Buffalo	27:31	28-31
Mike Knuble	Apr. 17, 2008	4-3	vs. Washington	26:40	29-31
Joffrey Lupul	Apr. 22, 2008	3-2	@ Washington	6:06	30-31
Tom Kostopoulos	Apr. 24, 2008	3-4	@ Montreal	0:48	30-32
Bill Guerin	Apr. 17, 2009	2-3	@ Pittsburgh	18:29	30-33
Dan Carcillo	Apr. 18, 2010	3-2	vs. New Jersey	3:35	31-33
Marc Savard	May 1, 2010	4-5	@ Boston	13:52	31-34
Simon Gagne	May 7, 2010	5-4	vs. Boston	14:40	32-34
Claude Giroux	June 2, 2010	4-3	vs. Chicago	5:59	33-34
Patrick Kane	June 9, 2010	4-3	vs. Chicago	4:06	33-35
Tyler Ennis	April 22, 2011	3-4	vs. Buffalo	5:31	33-36
Ville Leino	April 24, 2011	5-4	@ Buffalo	4:43	34-36
David Krejci	May 2, 2011	2-3	vs. Boston	14:00	34-37
Jakub Voracek	April 11, 2012	4-3	@ Pittsburgh	2:23	35-37
Danny Briere	April 29, 2012	4-3	vs. New Jersey	4:36	36-37
Alexei Ponikarovsky	May 3, 2012	4-3	at New Jersey	17:21	36-38

Longest OT game: Home: 30:07, April 26, 1977, Boston 5-FLYERS 4 - Goal scored by Terry O'Reilly
 Away: 92:01, May 4, 2000, FLYERS 2-Pittsburgh 1 - Goal scored by Keith Primeau

Shortest OT game: Home: 0:23, April 11, 1978, FLYERS 3-Colorado 2 - Goal scored by Mel Bridgman
 Away: 0:37, April 12, 1981, Quebec 4-FLYERS 3 - Goal scored by Dale Hunter

FLYERS PLAYOFF HAT TRICKS

YEAR	PLAYER	DATE	SCORE	GOALTENDER(S)
1967-68	R. Paernent	April 13	St. Louis 1 at FLYERS 6	G. Hall
1973-74	R. MacLeish (a)	April 11	Atlanta 1 at FLYERS 5	P. Myre
1974-75	R. MacLeish	April 13	Toronto 3 at FLYERS 6	G. McRae
	R. MacLeish	May 13	NY Islanders 1 at FLYERS 4	G. Reach
1975-76	D. Saleski	April 20	Toronto 1 at FLYERS 7	W. Thomas
	R. Leach(b)	May 6	Boston 3 at FLYERS 6	G. Gilbert
1979-80	B. Barber(c)	May 4	FLYERS 5 at Minnesota 3	G. Meloche
	P. Holmgren	May 15	NY Islanders 3 at FLYERS 8	B. Smith(2), G. Resch
1980-81	B. Barber	April 9	Quebec 5 at FLYERS 8	D. Bouchard
	B. Propp(a)	April 22	Calgary 4 at FLYERS 9	P. Riggan
1984-85	T. Kerr(a,c)	April 13	FLYERS 6 at NY Rangers 5	G. Hanlon
	B. Propp(a)	April 21	NY Islanders at FLYERS 5	B. Smith
1985-86	P. Zedel	April 14	FLYERS 7 at NY Rangers 1	J. Vanbiesbrouck
1986-87	T. Kerr	April 20	NY Islanders 2 at FLYERS 4	K. Hrudey
	P. Eklund	May 10	FLYERS 6 at Montreal 3	B. Hayward(1), P. Roy (2)
1988-89	T. Kerr(a)	April 19	FLYERS 4 at Pittsburgh 2	T. Barrasso
1994-95	J. LeClair	May 21	NY Rangers 4 at FLYERS 5 (OT)	M. Richter
1996-97	E. Lindros	May 20	FLYERS 6 at NY Rangers 3	M. Richter (2), ENG(1)
1999-00	A. Delmore	May 7	Pittsburgh 3 at FLYERS 6	R. Tugnutt (2), P. Skudra (1)
2003-04	K. Primeau	May 2	Toronto 2 at FLYERS 7	E. Belfour (2), T. Kidd (1)
2011-12	S. Couturier (a)	April 13	FLYERS 8 at Pittsburgh 5	M. Fleury
	C. Giroux	April 13	FLYERS 8 at Pittsburgh 5	M. Fleury
2013-14	W. Simmonds	April 29	NY Rangers 2 at FLYERS 5	H. Lundqvist
2017-18	S. Couturier	April 22	PITTSBURGH 8 at FLYERS 5	M. Murray

(a) Natural Hat Trick, (b) Five Goals, (c) Four Goals

FLYERS PLAYOFF HAT TRICKS AGAINST

YEAR	PLAYER	DATE	SCORE	GOALTENDER(S)
1970-71	J. Pappin	April 11	Chicago 6 at FLYERS 2	B. Gamble
1975-76	D. Sittler(a)	April 22	FLYERS 5 at Toronto 8	B. Parent
1976-77	L. McDonald(b)	April 17	FLYERS 6 at Toronto 5	W. Stephenson
1979-80	R. Duguay	April 20	FLYERS 2 at NY Rangers 4	P. Peters
1984-85	W. Gretzky	May 25	FLYERS 3 at Edmonton 4	P. Lindbergh
1988-89	M. Lemieux(a)	April 25	FLYERS 7 at Pittsburgh 10	R. Hextall(4), ENG(1)
1996-97	W. Gretzky	May 18	NY Rangers 5 at FLYERS 4	G. Snow
2002-03	A. Mogilny	April 9	Toronto 5 at FLYERS 3	R. Cechmanek(2), ENG(1)
2005-06	J.P. Dumont	April 24	FLYERS 2 at Buffalo 8	R. Esche(2), A. Niittymaki(1)
	J. Pominville	April 24	FLYERS 2 at Buffalo 8	R. Esche(1), A. Niittymaki(2)
2017-18	S. Crosby	April 11	FLYERS 0 at Pittsburgh 7	P. Mrazek(2), B. Elliott (1)
	J. Guentzel (b)	April 22	Pittsburgh 8 at FLYERS 5	M. Neuvirth

(a) Five Goals, (b) Four Goals

FLYERS PLAYOFF PENALTY SHOTS

PLAYER	DATE	OPPONENT	H/A	GOALTENDER	RESULT
Bill Barber	May 7, 1975	NY Islanders	Away	Glenn Resch	No Goal
Ron Sutter	May 28, 1985	Edmonton	Away	Grant Fuhr	No Goal
Dave Poulin	May 30, 1985	Edmonton	Away	Grant Fuhr	No Goal
Eric Lindros	May 11, 1997	Buffalo	Away	Steve Shields	Goal
Eric Desjardins	April 16, 2000	Buffalo	Away	Dominik Hasek	No Goal
Mark Recchi	April 11, 2001	Buffalo	Home	Dominik Hasek	No Goal
Michael Richards	April 15, 2008	Washington	Home	Cristobal Huet	Goal
Ville Leino	May 12, 2010	Boston	Home	Tuukka Rask	No Goal

PLAYOFF PENALTY SHOTS VS. FLYERS

PLAYER	DATE	OPPONENT	H/A	GOALTENDER	RESULT
Mats Sundin	April 22, 1999	Toronto	Away	John Vanbiesbrouck	No Goal
Robert Reichel	April 21, 2003	Toronto	Away	Roman Cechmanek	No Goal
Derek Roy	April 28, 2006	Buffalo	Home	Robert Esche	No Goal
Andrei Kostitsyn	April 24, 2008	Montreal	Away	Martin Biron	No Goal

PLAYOFF SHUTOUTS

FOR					AGAINST				
YEAR	DATE	OPPONENT	SCORE	FLYERS GOALIE	YEAR	DATE	OPPONENT	SCORE	FLYERS GOALIE
1973	April 8	Minnesota	3-0	Favell	1967-68	April 4	ST. LOUIS	1-0	G. Hall
1974	April 20	NY RANGERS	4-0	Parent	1968-69	April 3	St. Louis	5-0	J. Plante
	May 19	BOSTON	1-0	Parent		April 5	ST. LOUIS	3-0	J. Plante
1975	April 15	TORONTO	3-0	Parent	1972-73	April 4	MINNESOTA	3-0	C. Maniago
	April 17	Toronto	2-0	Parent		April 7	Minnesota	5-0	C. Maniago
	April 29	NY ISLANDERS	4-0	Stephenson	1976-77	May 1	Boston	3-0	G. Cheevers
	May 4	NY Islanders	1-0	Parent	1978-79	April 22	NY Rangers	6-0	J. Oavidson
	May 27	Buffalo	2-0	Parent	1980-81	April 11	Quebec	2-0	D. Bouchard
1977	April 19	TORONTO	2-0	Stephenson	1986-87	April 8	NY RANGERS	3-0	J. Vanbiesbrouck
1980	April 19	NY Rangers	3-0	Peeters	1988-89	May 3	Montreal	3-0	P. Roy
	May 1	MINNESOTA	7-0	Myre		May 7	MONTREAL	3-0	P. Roy
1981	April 16	Calgary	4-0	St. Croix	1995-96	May 2	FLORIDA	2-0	J. Vanbiesbrouck
1985	April 18	NY ISLANDERS	3-0	Lindbergh	1998-99	May 2	TORONTO	1-0	C. Joseph
	April 28	NY ISLANDERS	1-0	Lindbergh	1999-00	April 27	PITTSBURGH	2-0	R. Tugnut
	May 16	QUEBEC	3-0	Lindbergh	2000-01	April 21	Buffalo	8-0	D. Hasek
1987	April 11	NY RANGERS	3-0	Hextall	2001-02	April 20	OTTAWA	3-0	P. Lalime
	April 16	NY RANGERS	5-0	Hextall		April 22	Ottawa	3-0	P. Lalime
1999	April 22	Toronto	3-0	Vanbiesbrouck		April 24	Ottawa	3-0	P. Lalime
2000	April 16	Buffalo	2-0	Boucher	2005-06	April 30	Buffalo	3-0	R. Miller
2002	April 17	OTTAWA	1-0 (OT)	Cechmanek	2007-08	May 18	Pittsburgh	6-0	M. Fleury
2003	April 27	Ottawa	2-0	Cechmanek	2010-11	April 14	BUFFALO	1-0	R. Miller
	May 1	OTTAWA	1-0	Cechmanek		April 20	Buffalo	1-0	R. Miller
2004	April 14	New Jersey	3-0	Esche	2015-16	April 14	Washington	2-0	B. Holtby
2008	April 13	Washington	2-0	Biron		April 24	WASHINGTON	1-0	B. Holtby
2009	April 23	Pittsburgh	3-0	Biron	2017-18	April 11	Pittsburgh	7-0	M. Murray
2010	April 22	New Jersey	3-0	Boucher		April 18	PITTSBURGH	5-0	M. Murray
	May 10	Boston	4-0	Boucher/Leighton	HOME GAMES IN CAPS				
	May 16	MONTREAL	6-0	Leighton					
	May 18	MONTREAL	3-0	Leighton					
	May 22	Montreal	3-0	Leighton					
2016	April 22	Washington	2-0	Neuvirth					