

2012.13 PENGUINS PLAYOFF MEDIA GUIDE

CONFERENCE FINALS • ROUND THREE





PITTSBURGH PENGUINS

2 0 1 3
PLAYOFF GUIDE

Table of Contents

Section One . . .	Playoff Information
Section Two . .	2012.13 Season Review
Section Three	Playoff Review
Section Four . . .	Penguins vs. Bruins
Section Five	Playoff Bios
Section Six	Playoff History





PLAYOFF INFORMATION

SECTION ONE



PITTSBURGH PENGUINS • 2013 STANLEY CUP PLAYOFFS

MEDIA INFORMATION

MEDIA ENTRANCE:

Members of the media can access CONSOL Energy Center through the administrative entrance located to the right of the box office at the corner of Fifth Avenue and Washington Place.

Media with proper accreditation should proceed to the first floor, using the elevators just inside the administrative entrance. Media should continue through three sets of double doors before reaching the arena level. Signage will direct you to all media areas, including the designated elevators to the media level.

CREDENTIALS:

2012-13 regular-season credentials will not be valid for the 2013 playoffs. Length of play credential requests for all rounds prior to the Stanley Cup Final must be submitted to the Penguins communications department and will be distributed before the first home game of the first round.

Individual game credentials will be issued based on availability and should be reserved as early as possible. Major daily newspapers, television and radio outlets will receive priority in handling game-by-game requests. All requests must be submitted to Jason Seidling (jseidling@pittsburghpenguins.com) no later than 48 hours prior to the game. Game-by-game credentials may be picked up at the CONSOL Energy Center media entrance two and a half hours prior to game time.

The National Hockey League will handle all credential requests for the Stanley Cup Final. All members of the media must apply to the NHL for Stanley Cup Final accreditation. Applications must be received by the date determined by the League.

Only working members of the media will be admitted to the locker rooms. The Penguins require all members of the media to display credentials at all times inside CONSOL Energy Center.

MEDIA MEAL ROOM:

The media meal room is located on the lower level in the south end of the building. Members of the media and game night staff must present credentials at the door for admittance. The media room will be open two hours prior to the start of each game with dinner and beverages available for purchase.

MEDIA WORK AREA:

The newly designated media work area for the playoffs is located on the first floor, in the northwest corner of the building, behind sections 105-106. The work area is equipped with wireless Internet, telephones, electrical outlets and televisions. Tabletop work space will be available before and during all home playoff games, as well as practice days at CONSOL Energy Center. General media workspace is available on a first-come, first-serve basis.

Media are asked to use the hallway coming from the loading dock to access the work area. The locker room hallway will have restricted access on game days and all media must adhere to these restrictions. Both team's head coaches will be available for postgame media availability in this area after all home playoff games. The podium may also be used by either team for player availability.

MEDIA LEVEL:

The media level is located on the east side of the building above sections 216-223. It is for game personnel and working members of the media only. Designated elevators to the media level are located down the hallway from the media room in the southeast corner of the building. Take the elevators to the 7th floor and exit to the right.

Please note that all seats in the media level are assigned and media should refer to the posted seating charts for direction. Overflow media will be assigned seats in auxiliary seating areas when necessary.

PHOTOGRAPHERS:

Penguins team photographers and photographers affiliated with major news outlets or wire services that cover the team on a regular basis will be given priority for all ice-level positions. Due to recent changes in NHL safety policies, the number of ice-level positions with holes has been restricted to eight. Some ice-level positions will require shooting through the glass.

Single-game photographer credentials are extremely limited and will be available on a game-by-game basis and assignments may rotate each period. Priority will be given based upon regular-season attendance. Photo assignments will be posted at the media entrance upon arrival and inside the photographer work room prior to each game.

The Penguins will provide a limited number of stools to be used at ice-level photo positions inside CONSOL Energy Center. The stools are numbered and available for pick up inside the photographer work room. All stools must be signed out and returned to the work room at the end of the night. The Penguins ask that all ice-level photographers use the provided stools as a courtesy to our fans.

TELEVISION CREWS:

Due to seating limitations, television crews will not be assigned seating in the media level. On-air talent will be assigned one seat per station in the media level. Television crews are asked to view the game in the media work room. TV crews are not permitted to shoot highlight footage of game action.

LOCKER ROOM ACCESS:

The locker rooms are located behind the player benches on the west side of the building on the lower level. Both are accessible via the hallway from the media work room.

The Penguins locker room will open no later than five minutes after the conclusion of the game per NHL regulations. Please be advised that the conclusion of the game includes allotted time for post-game television interviews and the three stars ceremony. The Penguins training room and the players' dressing area are off-limits to the media at all times. The entrance to the Penguins locker room is through the double doors across from Suite 66 on the lower level.

At the conclusion of practice, the locker room will be open as per NHL requirements. The Penguins prohibit members of the media to access the Penguins locker room from the bench and runway. All members of the media are asked to use the elevators to access the locker rooms on Level 1.

*** NOTE *** Only working members of the media with proper media credentials will be admitted to the locker rooms. Please note that due to the increase in media during the playoffs, INTERNS working for credentialed media outlets will not be permitted in the Penguins locker room for the purpose of observing or 'assisting' full-time media employees. Per NHL policy, still photography is prohibited inside the Penguins locker room. This includes the use of cell phones as cameras.

POST-GAME PROCEDURES:

Post-game briefings with head coaches Dan Bylsma and Claude Julien will be held after each game in the media work room.

Post-game audio from both coaches is available via email. Please see a member of the Penguins communications staff prior to the start of the game to be added to the distribution list.

SERVICES:

Media is encouraged to visit the Penguins media-only website for the most up-to-date information.

Media-only website: www.pittsburghpenguins.com/media

USERNAME: media@pittsburghpenguins.com

PASSWORD: media66

Game notes and statistics will be available in the media work room prior to practices and morning skates as well as the media level on game nights. Additional information from the NHL will also be available at these locations throughout the playoffs.

Game summaries are available after each period in the media level. Final game summaries are distributed to the media level, media work area and both the home and visiting locker rooms after the game. If you require any special needs, please see a member of the Penguins communications staff.

PRACTICES AND MORNING SKATES:

Practice sessions are open to all accredited members of the media. Please confirm location and time by visiting the Penguins media-only website at www.pittsburghpenguins.com/media. Credentials are required at practices.

RADIO NETWORK:

"The X," 105.9 FM, will serve as the Penguins flagship radio station for the 2013 playoffs. Hall of Famer Mike Lange and two-time Stanley Cup champion Phil Bourque will call the action for all games. "The X" is part of the Clear Channel Communications group.

TELEVISION COVERAGE:

NBC and NBC Sports Network will continue its coverage of Penguins games this season, broadcasting all games of the Conference Finals locally.

PITTSBURGH PENGUINS COMMUNICATIONS DEPARTMENT

Tom McMillan	412-255-1828	<i>Vice President Communications</i> tmcmillan@pittsburghpenguins.com
Jennifer Bullano	412-255-1777	<i>Director of Communications</i> jbullano@pittsburghpenguins.com
Jason Seidling	412-255-1804	<i>Manager of Communications</i> jseidling@pittsburghpenguins.com
Sam Kasan	412-255-1893	<i>Director of Content</i> skasan@pittsburghpenguins.com
Michelle Crechiolo	412-255-1825	<i>Manager of Content</i> mcrechiolo@pittsburghpenguins.com

2013 STANLEY CUP PLAYOFFS FORMAT

The National Hockey League's 30 clubs are aligned into two conferences, each consisting of three divisions (Eastern Conference: Atlantic, Northeast, Southeast; Western Conference: Central, Northwest, Pacific). The number of teams qualifying for the 2013 Stanley Cup Playoffs remains at 16.

First-round playoff berths will be awarded to the first-place team in each division, as well as to the next five best teams (based on regular-season point totals in each conference). The three division winners in each conference will be seeded first through third (in order of points) and the next five best teams (in order of points) will be seeded fourth through eighth. In each conference, the team seeded #1 will play the team seeded #8; #2 vs. #7; #3 vs. #6 and #4 vs. #5 in the Conference Quarterfinal round. Home-ice in the Conference Quarterfinals is granted to those teams seeded first through fourth in each conference.

In the Conference Semifinals and Conference Finals, teams will be reseeded according to the same criteria as the Conference Quarterfinals (division leaders will be seeded first and granted home-ice advantage while the remaining teams will be seeded in order of regular-season points).

Home-ice advantage in the Stanley Cup Final will be determined by points.

All series remain best-of-seven.

TIE-BREAKING PROCEDURE:

In the event two or more clubs are tied in points at the conclusion of the regular season, the standing of the clubs in each conference will be determined in the following order:

1. The greater number of games won in regulation and overtime.
2. The greater number of points earned in games between the tied clubs. If two clubs are tied, and have not played an equal number of home games against each other, points earned in the first game played in the city that had the extra game shall not be included. If more than two clubs are tied, the higher percentage of available points earned in games among those clubs (and not including any "odd" games) shall be used to determine the standing.
3. The greater differential between goals for and against for the entire regular season.

CONFERENCE QUARTERFINALS (SERIES A – H)

The six regular-season division champions will be ranked in the first three positions in their respective conferences, the clubs with the greatest number of points being ranked first in their respective conferences. The remaining five playoff clubs in each conference will be ranked based on regular-season points. Following are the matchups based on the rankings.

CONFERENCE SEMIFINALS (SERIES I – L)

If one division winner is eliminated in the Conference Quarterfinals: The remaining division winners would be seeded first and second, followed by the two remaining clubs in order of regular-season points. The #1 seed would face the club with the fewest regular-season points, while the other two clubs would meet.

If two division winners are eliminated in the Conference Quarterfinals: The remaining division winner would be seeded first, followed by the three remaining clubs in order of regular-season points. The #1 seed would face the club with the fewest regular-season points, while the other two clubs would meet.

If all three division winners are eliminated in the Conference Quarterfinals: The remaining clubs would be ranked in order of regular-season points. The remaining team with the most regular-season points would be seeded first, followed by the three remaining teams. The #1 seed would face the #4 seed, while the #2 and #3 seeds would meet.

If a division winner meets a non-division winner that compiled more regular season points: The division winner would receive home-ice advantage.

CONFERENCE FINALS (SERIES M AND N)

The same criteria used in the selection of order for the Conference Quarterfinals (Advancing division winners, followed by remaining clubs based on regular-season points) again will be in effect.

If a division winner meets a non-division winner that compiled more regular-season points: The division winner would receive home-ice advantage.

If Conference Semifinal series end early: Start dates for the Conference Finals may be moved up depending on a number of factors, including building availability and travel schedules.

STANLEY CUP FINAL (SERIES O)

The Eastern Conference and Western Conference champions will meet in the Stanley Cup Final series. Home-ice will be determined by the greater number of regular-season points, subject to the tie-breaking procedures outlined previously. Games will be played on a 2-2-1-1-1 basis.





2012.13 REGULAR-SEASON REVIEW

SECTION TWO



PITTSBURGH PENGUINS

2012-13 NOTES

SEASON SUMMARY

The Pittsburgh Penguins posted a 36-12 regular-season record this year, earning the Atlantic Division crown – the seventh division title earned in franchise history and the first under the direction of head coach **Dan Bylsma**.

Pittsburgh finished with the top regular-season record in the Eastern Conference, clinching home-ice advantage throughout the first three rounds of the postseason. This marked the first time that the Penguins earned the top seed in the conference since the NHL instituted its current playoff format prior to the 1993-94 season.

The Penguins earned their seventh-straight postseason berth – extending the second-longest streak in franchise history (11 consecutive years; 1990-91 thru 2000-01). Pittsburgh defeated the No. 8-seed New York Islanders, 4-2, in Round 1 and the No. 7 seed Ottawa Senators, 4-1, in Round 2 to advance to the Eastern Conference finals for the first time since 2009. The Penguins will play the No. 4-seed Boston Bruins.

HISTORIC STREAK

Pittsburgh distanced itself from its Eastern Conference counterparts during a historic month of March that saw the team post a perfect 15-0 record. Not only did the Penguins equal the second-longest winning streak in NHL history (NY Islanders, Jan. 21-Feb. 20, 1982), but it also marked the first time that a NHL team finished a calendar month of 10 or more games with a perfect record.

Prior to beginning the streak with a 7-6 overtime defeat of the Montreal Canadiens on March 2, the Penguins sat in second place in the Eastern Conference with 26 points – three behind first-place Montreal. The Penguins also held just a two-point lead in the Atlantic Division over the New Jersey Devils. By the time the Penguins won their 15th and final game of the month on March 30, they had taken control of both the conference and the division – as they held a seven-point lead over the Canadiens in the East and a 17-point advantage over the second-place Devils in the Atlantic Division.

The Penguins became the first team in NHL history to have winning streaks of 10 or more games in three consecutive seasons (SOURCE: Elias Sports Bureau).

LONGEST HOME WIN STREAK

The Penguins also established the longest home winning streak in franchise history when they won 12 straight games between Feb. 22 and March 30. That bested the previous mark of 11 games, which was established Jan. 5-March 7, 1991. During its home winning streak, Pittsburgh outscored foes by a 37-13 margin; posted four shutouts; and won five one-goal games.

RE-ESTABLISHING HIS DOMINANCE

Sidney Crosby regained his status as the best player in the NHL with a dominating performance that has him in line to challenge for his second Hart Memorial Trophy as league MVP. Although Crosby missed the final 12 games of the regular season after breaking his jaw against the New York Islanders on March 30, he still finished third (tied) in the scoring race with 56 points (15G-41A). In fact, it took 25 days from the time Crosby left the lineup on March 30 for another player to catch and pass him in the scoring race. Tampa Bay's **Martin St. Louis** accomplished the feat on April 24.

Crosby finished the regular season leading the NHL in both average points per game (1.56) and average assists per game (1.14). Crosby's 1.56 point-per-game average was the third-best in the NHL over the previous 12 years behind only **Mario Lemieux** in 2000-01 (1.77) and his own 1.61 average in 2010-11.

FLEURY AND ORPIK ESTABLISH TEAM RECORDS

The two longest-tenured Penguins – **Marc-Andre Fleury** and **Brooks Orpik** – both established franchise records during the 2012-13 season.

On opening day against the Philadelphia Flyers, Fleury made 26 saves in a 3-1 Pittsburgh victory to earn his 227th career win, breaking a tie with **Tom Barrasso** for most wins in club history. Later in the season, Fleury notched his 23rd career shutout with 23 saves in a 3-0 win against the New York Rangers, giving him another franchise record.

When Orpik appeared in his 622nd career game against the Buffalo Sabres on April 2, he established the team record for games played by a defenseman, surpassing **Ron Stackhouse**.

PITTSBURGH PENGUINS

2012-13 NOTES

BIG NAME ACQUISITIONS SUPPLEMENT ROSTER

Penguins general manager **Ray Shero** was active on the trade front this season, especially in the days leading up to the April 3 trade deadline. During that period, Shero added forwards **Jarome Iginla**, **Brenden Morrow** and **Jussi Jokinen**, along with hard-hitting defenseman **Douglas Murray**. All four players quickly established key roles, allowing the Penguins to continue along their winning ways down the stretch despite several injuries to key players. Below is what each player contributed to Pittsburgh's lineup down the stretch:

***Brenden Morrow** tallied more points in 15 games with the Penguins (14), than he did in 29 games with the Dallas Stars (11).

***Jarome Iginla** finished the month of April tied with Washington's **Alex Ovechkin** for the NHL lead with four power-play goals.

***Jussi Jokinen** scored the only goal in regulation and added the game-deciding shootout tally in his Pittsburgh debut on April 5; he ended up averaging better than a point per game with 11 points (7G-4A) in 10 games with Pittsburgh.

***Douglas Murray** blocked a team-high 34 shots and ranked second among Penguins blueliners with 35 hits during the final 14 games of the regular season.

SHUTOUT SEQUENCE

Goaltenders **Marc-Andre Fleury** and **Tomas Vokoun** combined to post the longest shutout sequence in franchise history (218:48) between March 24-April 2. During that stretch, the Penguins recorded three straight shutouts for the first time in franchise history (March 26-30).

The streak began following a goal by Philadelphia's **Claude Giroux** at 14:09 of the second period on March 24, and it ended when Buffalo's **Kevin Porter** scored at 10:24 of the first period on April 2.

Vokoun was between the pipes for the majority of the shutout sequence. He established a franchise record and career-long 173:06-minute shutout stretch between March 22-April 2.

TOP LINE IN HOCKEY

Before **Sidney Crosby** suffered a broken jaw, his line with **Chris Kunitz** and **Pascal Dupuis** was arguably the best in the NHL this year. On the morning of March 30, Crosby and Kunitz ranked first and third, respectively, in the NHL scoring race, while Kunitz (3rd), Dupuis (T-6th) and Crosby (T-12th) were all among the league's top-12 goal scorers.

During an 18-game stretch between Feb. 22-March 28, at least one of the three scored a goal in 17 of 18 games – a period in which the Penguins posted a 16-2 record. The trio scored 32 of the team's 62 total goals (51.6%) during that period.

HIGHEST-SCORING TEAM IN THE NHL (AGAIN)

Pittsburgh finished the regular season with a NHL-best 162 goals this year – the second-straight year the team has led the league in that category. That marked the first time that the Penguins have led the NHL in scoring in back-to-back years since 1995-96 and '96-97. Last year the Penguins tallied a league-best 273 times.

Pittsburgh finished the season with a league-best (tied) eight players reaching double figures in goals – **Chris Kunitz** (22 goals), **James Neal** (21), **Pascal Dupuis** (20), **Sidney Crosby** (15), **Jarome Iginla** (14), **Jussi Jokinen** (13), **Brenden Morrow** (12) and **Brandon Sutter** (11).

POWER SURGE

The Penguins finished the regular season with the No.-2 ranked power-play unit in the NHL after converting on 42 of 170 chances for a 24.7% success rate. That marked the Penguins' highest finish since also ranking second back in 1996-97.

Pittsburgh finished with the NHL's third-best road power play, scoring 21 goals in 90 opportunities for a 23.3% success rate.

Chris Kunitz and **James Neal** tied for the team lead with nine power-play goals. Over the past two regular seasons, Neal's 27 power-play goals rank second among all NHL players behind only Washington's **Alex Ovechkin** (29).

The Penguins scored a power-play goal in 12 straight games between Feb. 2-26 (16-for-48; 33.3%).

PITTSBURGH PENGUINS

2012-13 NOTES

HOME SWEET HOME

The Penguins posted another superb home record this season, going 18-6 at CONSOL Energy Center. Pittsburgh's 18 home wins were the most among Eastern Conference teams.

Pittsburgh went 15-2 in its final 17 home games this year. Both losses came to the Buffalo Sabres on April 2 and April 23.

The Penguins have gone 36-9 (.800 pct.) in their last 45 home games dating back to Jan. 17, 2012. Over the past two seasons, Pittsburgh has registered a NHL-best 47 home wins.

BYLSMA NOTCHES 200TH WIN

Head coach **Dan Bylsma** became the fastest coach in NHL history to reach 200 wins (316 games) when the Penguins defeated the Ottawa Senators on April 22. Anaheim's **Bruce Boudreau** held the previous mark (326 games).

Bylsma had another outstanding season behind the Penguins bench, leading his team to the top record in the Eastern Conference and its first division title under his watch. The Penguins' .750 points percentage during the regular season was the best in franchise history.

In four-plus seasons behind the bench, Bylsma has compiled a 201-93-25 record (.669 pct.) in 319 regular-season games – the second-most wins in franchise history (**Eddie Johnston**; 232).

THREE NOMINATIONS FOR CROSBY

Sidney Crosby was named a finalist for three major awards this season – the Ted Lindsay Award (NHL's most outstanding player as voted by NHLPA), the Hart Trophy (NHL MVP voted by the PHWA) and the Bill Masterton Trophy (perseverance, sportsmanship and dedication to hockey). Crosby earned those nominations after a dominating regular season that saw him finish third (tied) in the NHL scoring race with 56 points (15G-41A) despite missing 12-plus games.

NORRIS TROPHY FINALIST

Kris Letang earned his first Norris Trophy (best NHL defenseman) nomination after finishing the regular season tied for the league lead among NHL defensemen with 38 points (5G-33A) in 35 games. The other finalists were **P.K. Subban** and **Ryan Suter**. Letang led all NHL defensemen this season in both assists and even-strength points (25). He became the first Penguins blueliner to lead NHL D-men in scoring since **Paul Coffey** in 1989-90. **Randy Carlyle** (1981) is the only defenseman in team history to win the Norris Trophy.

SHERO UP FOR TOP GM AWARD

Ray Shero was nominated for the GM of the Year Award for the first time in his career. The Penguins won their second division title under Shero's watch, while earning the No. 1 seed in the Eastern Conference for the first time. Shero was one of the wheelers and dealers at the NHL trading deadline, adding **Jarome Iginla**, **Brenden Morrow**, **Jussi Jokinen** and **Douglas Murray** without sacrificing a single roster player.

ROAD TESTED

The Penguins once again took care of business away from home – posting the second-best road record in the NHL at 18-6. Pittsburgh's 18 road wins tied the Chicago Blackhawks for most in the NHL.

Pittsburgh finished the regular season by going 10-2 in its final 12 road games. The Penguins led the league with 84 road goals.

Under head coach **Dan Bylsma**, the Penguins have gone 94-50-16 (.638 pct.) in 160 regular-season road games.

SELLOUT STREAK EXTENDED

The Penguins sold out all 24 regular-season home games this season at CONSOL Energy Center – the sixth consecutive year the team has sold out its entire home slate. Including the postseason, the Penguins have sold out a franchise-record 284 consecutive games (including playoffs) dating back to Feb. 14, 2007.

Since the sellout streak began, 5,016,129 fans have seen the Penguins in action, an average of 17,662 per game. During the streak the Penguins have an overall record of 186-81-17 (.685 pct.).

This season the Penguins attracted 447,560 fans during their 24-regular-season home games – which set a single-game attendance record of 18,648 fans per game.

2012-13 PENGUINS MILESTONES/NOTABLE DATES

JANUARY

- Pittsburgh began the abbreviated season by posting back-to-back road wins on opening weekend at Philadelphia (3-1) and at the NY Rangers (6-3) Jan. 19-20.
- Marc-Andre Fleury established a franchise record by recording his 227th career victory at Philadelphia Jan. 19.
- Brandon Sutter and Tanner Glass made their Penguins debuts – with Sutter picking up his first point (assist) – at Philadelphia Jan. 19.
- Tomas Vokoun made 31 saves to earn his first win of the year in his first start as a Penguin at NY Rangers Jan. 20.
- Sidney Crosby notched his 614th career point (goal) to surpass Ron Francis for fourth place on the franchise's all-time point list at Winnipeg Jan. 25.
- Brooks Orpik established a single-game franchise record with nine blocked shots at Ottawa Jan. 27.
- Evgeni Malkin surpassed Rick Kehoe for seventh place on the franchise's all-time assist list with 325 at NY Rangers Jan. 31.
- Tomas Vokoun notched his first shutout with Pittsburgh – and the 49th of his career – at NY Rangers Jan. 31.

FEBRUARY

- The Penguins led the NHL with 51 goals during the month – the team's most goals in the month of February since tallying 58 times in 1995.
- Sidney Crosby was the NHL 'Second Star' for February after collecting 24 points (6G-18A) in 14 games.
- The Penguins scored at least one power-play goal in 12 straight games between February 3-26 (16-for-48; 33.3%) – the team's longest streak since scoring in 13 straight games from February 2-26, 2008.
- Chris Kunitz was named NHL 'Second Star' for the week ending Feb. 3 after tallying eight points (5G-3A) in four games.

- Robert Bortuzzo scored his first NHL goal against Martin Brodeur vs. New Jersey Feb. 2.
- Robert Bortuzzo collected his first NHL assist at Washington Feb. 3.
- Chris Kunitz became the first Penguins player since Jaromir Jagr (Oct. 14, 2000) to score four goals in a single game at Washington Feb. 3.
- Dylan Reese became the fourth Pittsburgh-born player to suit up for the Penguins vs. Washington Feb. 7.
- Matt Cooke played his 900th NHL game vs. New Jersey Feb. 10.
- Sidney Crosby notched his 400th career assist on James Neal's power-play goal vs. Ottawa Feb. 13.
- Brandon Sutter appeared in his 300th NHL game vs. Ottawa Feb. 13.
- Beau Bennett made his NHL debut at Winnipeg Feb. 15.
- Brooks Orpik played in his 600th NHL game at Winnipeg Feb. 15.
- Dan Bylsma earned his 175th career win on his four-year anniversary of being named Penguins head coach at Winnipeg Feb. 15.
- Paul Martin tied his single-game career high with three assists vs. Philadelphia Feb. 20.
- Sidney Crosby surpassed Rick Kehoe for sole possession of third place on the franchise's all-time point list with 637 vs. Tampa Bay Feb. 24.
- Matt Cooke notched his 200th NHL assist vs. Tampa Bay Feb. 24.
- Beau Bennett scored his first NHL goal on a 5-on-3 vs. Tampa Bay Feb. 24.
- Beau Bennett tallied his first NHL assist at Florida Feb. 26.

MARCH

- The Penguins posted a perfect 15-0 record in March – establishing a team record for wins in a month and becoming the first NHL team to post a perfect record in a calendar month.

- Pittsburgh's 15-game winning streak from March 2-30 equaled the second-longest win streak in NHL history (NY Islanders; Jan. 21-Feb. 20, 1982).
- The Penguins became the first NHL team to post winning streaks of 10 or more games in three straight years (SOURCE: Elias Sports Bureau).
- Pittsburgh established a franchise-record 12-game home winning streak from February 22-March 30.
- Sidney Crosby was named NHL 'First Star' for March after notching 25 points (6G-19A) in 15 games.
- Sidney Crosby was named NHL 'Second Star' for the week ending March 10 after amassing 11 points (2G-9A) in four games.
- According to the Elias Sports Bureau, the Penguins became the first team to win back-to-back games after being held scoreless while trailing after two periods vs. Boston March 12 and at Toronto March 14.
- The Penguins recorded three consecutive shutouts for the first time in team history March 26-30.
- Brandon Sutter capped the NHL's highest-scoring game of the season by notching the overtime game-winning goal in a 7-6 Penguins victory at Montreal March 2.
- Kris Letang notched a single-game career-high four assists at Montreal March 2.
- Chris Kunitz established a single-game career-high with five points (3G-2A) and Sidney Crosby notched five assists vs. NY Islanders March 10.
- Brandon Sutter scored the game-tying and game-winning goals late in the third period of the Penguins 3-2 come-from-behind win vs. Boston March 12.
- Joe Vitale played in his 100th NHL game at Toronto March 14.
- Marc-Andre Fleury established a franchise record with his 23rd career shutout vs. NY Rangers March 16.
- Paul Martin tied his career high by scoring his sixth goal vs. Washington March 19.
- Brenden Morrow played his first game with Pittsburgh vs. Montreal March 26.
- Tomas Vokoun became just the 26th goalie in NHL history to record 50 shutouts vs. Winnipeg March 28.

- Douglas Murray made his Penguins debut vs. Winnipeg March 28.
- Brooks Orpik appeared in his 620th career game, surpassing Ron Schock for sixth place on the franchise's all-time games played list vs. Winnipeg March 28.
- Jarome Iginla made his Penguins debut vs. NY Islanders March 30.
- Douglas Murray picked up his first point (assist) as a Penguin vs. NY Islanders March 30.

APRIL

- Pittsburgh secured its seventh-straight postseason bid on April 7 – extending the second-longest stretch of consecutive years qualifying for the playoffs in franchise history.
- The Penguins clinched the Atlantic Division title – the team's seventh in franchise history and first under the direction of head coach Dan Bylsma – at Carolina April 9.
- Pittsburgh secured the No. 1-seed in the Eastern Conference and clinched home-ice advantage throughout the first three rounds of the playoffs following its 3-2 win at Boston April 20.
- Brooks Orpik appeared in his 622nd career game – most among defensemen in franchise history and fifth-most among all players – vs. Buffalo April 2.
- Goaltenders Tomas Vokoun and Marc-Andre Fleury combined to post the longest shutout sequence in franchise history (218:48) between March 24-April 2.
- Tomas Vokoun established the longest individual shutout sequence (173:06) in franchise history between March 22-April 2.
- Jarome Iginla scored his first goal as a Penguin vs. Buffalo April 2.
- Matt Niskanen appeared in his 400th NHL game at NY Rangers April 3.
- Tanner Glass played in his 300th NHL game at NY Rangers April 3.
- Brenden Morrow collected his first point (assist) as a Penguin at NY Rangers April 3.
- Jussi Jokinen scored the lone goal in regulation and added the game-deciding shootout goal in his Pittsburgh debut vs. NY Rangers April 5.

- Brenden Morrow scored his first goal as a Penguin at Carolina April 9.
- Marc-Andre Fleury reached the 20-win mark for the fifth-straight season at Carolina April 9.
- Tanner Glass scored his first goal as a Penguin at Tampa Bay April 11.
- Evgeni Malkin collected his 556th career point (goal) to surpass Kevin Stevens for sole possession of seventh place on the franchise's all-time point list at Tampa Bay April 11.
- Kris Letang collected his 200th NHL point (assist) at Tampa Bay April 11.
- Jarome Iginla became the 58th player in NHL history to record 1,100 career points with his goal vs. Montreal April 17.
- Douglas Murray scored his first goal as a Penguin vs. Montreal April 17.
- Chris Kunitz tallied his 400th NHL point (assist) at Boston April 20.
- Dan Bylsma became the fastest coach in NHL history to record 200 career victories (316 games) at Ottawa April 22.
- Tomas Vokoun became the 28th goaltender in NHL history to notch 300 wins in his 700th NHL game at Ottawa April 22.
- James Neal returned to the lineup after missing eight games with a concussion and notched his third career hat trick and added an assist for a career-high tying four points as the Penguins defeated the Carolina Hurricanes, 8-3, in the final game of the regular season.
- Paul Martin recorded his 200th NHL assist vs. Carolina April 27.

MAY

- The Penguins advanced to the second round of the Stanley Cup playoffs for the first time since 2010 by completing a 4-2 series victory against the NY Islanders on May 11 at Nassau Coliseum.
- Marc-Andre Fleury stopped 26 shots to record his sixth career playoff shutout – equaling Tom Barrasso's franchise postseason record in Game 1 vs. NY Islanders May 1.
- Beau Bennett and Tanner Glass scored their first NHL playoff goals in Game 1 vs. NY Islanders May 1.

- Chris Kunitz scored the first playoff overtime goal of his career to give the Penguins a 5-4 victory in Game 3 at NY Islanders May 5.
- Sidney Crosby notched his 61st career playoff assist – surpassing Kevin Stevens for sole possession of fourth place on the franchise's all-time postseason assist list in Game 4 at NY Islanders May 7.
- Brandon Sutter scored his first NHL playoff goal in Game 4 at NY Islanders May 7.
- Tomas Vokoun stopped all 31 shots he faced to pick up the second postseason shutout of his career in Game 5 vs. NY Islanders May 9. Vokoun became just the second Penguins goaltender to record a shutout in his first playoff start with the team (Ron Tugnutt; April 13, 2000 vs. Washington).
- Brooks Orpik scored his first NHL playoff goal in overtime to give the Penguins a 4-3 win in Game 6 at NY Islanders May 11.
- Joe Vitale collected his first NHL playoff assist in Game 6 vs. NY Islanders May 11.
- Pittsburgh clinched its third Eastern Conference finals appearance in the past six years by eliminating the Ottawa Senators with a 4-1 series victory on May 24 at CONSOL Energy Center.
- Sidney Crosby tallied his second career postseason hat trick – and in the process surpassed Ron Francis for sole possession of fourth place on the team's all-time postseason point list with 101 – in Game 2 vs. Ottawa May 17.
- Brenden Morrow scored his first playoff goal as a Penguin in Game 2 vs. Ottawa May 17.
- Kris Letang tied a franchise record by recording four assists in a single game in Game 4 at Ottawa May 22.
- James Neal notched his first postseason hat trick and finished with a career-high four points in Game 5 vs. Ottawa May 24.
- Kris Letang surpassed both Sergei Gonchar and Martin Straka to move into eighth place on the franchise's all-time postseason point list with 47 in Game 5 vs. Ottawa May 24.
- Evgeni Malkin collected his 61st career assist, moving him past Kevin Stevens into sole possession of fifth place on the team's all-time postseason assist list in Game 5 vs. Ottawa May 24.

PITTSBURGH PENGUINS

FAST FACTS

Scoring First: 25-6-0
Opponent Scoring First: 11-6-0

Outshooting Opponent: 21-5-0
Outshot by Opponent: 14-6-0
Shots Even: 1-1-0

Leading After One Period: 21-4-0
Leading After Two Periods: 19-1-0
Trailing After One Period: 5-5-0
Trailing After Two Periods: 4-8-0

One-Goal Decisions: 13-2-0
Two-Goal Decisions: 13-5
Three or More Goal Decisions: 10-5

Scoring Five or More Goals: 12-1-0
Scoring Four Goals: 7-1-0
Scoring Three Goals: 10-0-0
Scoring Two or Less Goals: 7-10-0

Allowing Five or More Goals: 1-4-0
Allowing Four Goals: 3-5-0
Allowing Three Goals: 8-3-0
Allowing Two Goals or Less: 24-0-0

First-Half Record: 16-8-0
Second-Half Record: 20-4-0

Record by Month:

October: 0-0-0
November: 0-0-0
December: 0-0-0
January: 4-3-0
February: 9-5-0
March: 15-0-0
April: 8-4-0

Home Record: 18-6-0
Road Record: 18-6-0

Record in Back-to-Back Games:

First Game: 5-2-0
Second Game: 4-3-0

12-13 Overtime Record: 5-0
All-Time Overtime Record: 159-119-176

12-13 Shootout Record: 3-0

Record vs. Eastern Conference:

vs. Atlantic Division: 12-6-0
vs. Northeast Division: 12-3-0
vs. Southeast Division: 12-3-0

Record vs. Western Conference:

vs. Central Division: 0-0-0
vs. Northwest Division: 0-0-0
vs. Pacific Division: 0-0-0

GOALS

GOALS	1st	2nd	3rd	OT	TOTAL
FOR	53	43	64	2	162
AGAINST	30	53	36	0	119

SHOTS

SHOTS ON GOAL	1st	2nd	3rd	OT	TOTAL
FOR	464	479	481	14	1438
AGAINST	441	493	457	12	1403

PITTSBURGH PENGUINS

INDIVIDUAL LEADERS

Games Played	
Chris Kunitz	48
Pascal Dupuis	48
Matt Cooke	48
Brandon Sutter	48
Craig Adams	48
Tanner Glass	48

Points	
Sidney Crosby	56
Chris Kunitz	52
Pascal Dupuis	38
Kris Letang	38

Goals	
Chris Kunitz	22
James Neal	21
Pascal Dupuis	20

Assists	
Sidney Crosby	41
Kris Letang	33
Chris Kunitz	30

Shots	
Pascal Dupuis	140
James Neal	136
Jarome Iginla	134

Shooting Percentage	
Brenden Morrow	21.8
Chris Kunitz	19.5
Jussi Jokinen	17.6

Penalty Minutes	
Tanner Glass	62
Deryk Engelland	54
Chris Kunitz	39

Average Ice Time	
Kris Letang	25:38
Paul Martin	25:19
Brooks Orpik	22:17

Game-Winning Goals	
James Neal	6
Chris Kunitz	5
Brandon Sutter	5

Even-Strength Goals	
Pascal Dupuis	17
Chris Kunitz	13
Sidney Crosby	12

Even-Strength Assists	
Sidney Crosby	27
Chris Kunitz	23
Kris Letang	21

Even-Strength Points	
Sidney Crosby	39
Chris Kunitz	36
Pascal Dupuis	34

Power-Play Goals	
Chris Kunitz	9
James Neal	9
Jarome Iginla	6

Power-Play Assists	
Sidney Crosby	14
Evgeni Malkin	14
Kris Letang	12

Power-Play Points	
Evgeni Malkin	18
Sidney Crosby	17
Chris Kunitz	16
James Neal	16

Shorthanded Goals	
Pascal Dupuis	1
Craig Adams	1

Shorthanded Assists	
Tomas Vokoun	1

Shorthanded Points	
Pascal Dupuis	1
Craig Adams	1
Tomas Vokoun	1

Faceoff Percentage	
Joe Vitale	61.1
Jussi Jokinen	57.9
Sidney Crosby	54.3
Brandon Sutter	50.2

Faceoffs Taken	
Sidney Crosby	834
Brandon Sutter	761
Jussi Jokinen	432

Goaltender — Games	
Marc-Andre Fleury	33
Tomas Vokoun	20

Goaltender — Wins	
Marc-Andre Fleury	23
Tomas Vokoun	13

Goals-Against Average	
Marc-Andre Fleury	2.39
Tomas Vokoun	2.45

Save Percentage	
Tomas Vokoun	.919
Marc-Andre Fleury	.916

Minutes Played	
Marc-Andre Fleury	1857
Tomas Vokoun	1029

2012-13 FINAL SEASON STATS

Player	Pos	GP	G	A	P	+/-	PIM	PP	SH	GW	GT	OT	S	S%	TOI/G	Sft/G	FO%
Sidney Crosby	C	36	15	41	56	26	16	3	0	1	0	0	124	12.1	21:06	22.8	54.3
Chris Kunitz	L	48	22	30	52	30	39	9	0	5	0	0	113	19.5	18:01	20.4	44.4
Pascal Dupuis	R	48	20	18	38	31	26	2	1	2	0	0	140	14.3	17:30	21.7	47.4
Kris Letang	D	35	5	33	38	16	8	1	0	1	0	0	95	5.3	1:38	25.7	0.0
James Neal	L	40	21	15	36	5	26	9	0	6	0	0	136	15.4	17:28	19.5	16.7
Jarome Iginla	R	44	14	19	33	-5	31	6	0	3	0	0	134	10.4	18:48	23.0	49.8
Evgeni Malkin	C	31	9	24	33	5	36	4	0	3	0	0	99	9.1	19:42	20.8	47.2
Brenden Morrow	L	44	12	13	25	-3	37	2	0	2	0	0	55	21.8	14:51	18.8	54.2
Paul Martin	D	34	6	17	23	14	16	2	0	1	0	0	38	15.8	1:19	26.9	0.0
Jussi Jokinen	L	43	13	9	22	-5	24	3	0	3	0	0	74	17.6	15:25	22.0	57.9
Matt Cooke	L	48	8	13	21	-2	36	0	0	1	0	0	61	13.1	14:42	19.1	21.4
Brandon Sutter	C	48	11	8	19	3	4	3	0	5	0	1	82	13.4	16:24	20.9	50.2
Matt Niskanen	D	40	4	10	14	4	12	0	0	2	0	0	67	6.0	20:21	22.8	0.0
Beau Bennett	R	26	3	11	14	7	6	1	0	2	0	0	30	10.0	12:18	15.8	25.0
Tyler Kennedy	C	46	6	5	11	-6	19	1	0	1	0	1	100	6.0	12:27	15.9	44.8
Craig Adams	R	48	3	6	9	-1	28	0	1	0	0	0	46	6.5	11:09	15.0	52.0
Brooks Orpik	D	46	0	8	8	17	32	0	0	0	0	0	32	0.0	22:17	25.3	0.0
Simon Despres	D	33	2	5	7	9	20	0	0	0	0	0	33	6.1	15:06	19.8	0.0
Dustin Jeffrey	L	24	3	3	6	1	2	0	0	0	0	0	26	11.5	11:30	15.3	47.0
Douglas Murray	D	43	1	5	6	-9	35	0	0	0	0	0	27	3.7	17:35	23.7	0.0
Deryk Engelland	D	42	0	6	6	5	54	0	0	0	0	0	31	0.0	13:55	18.7	0.0
Joe Vitale	C	33	2	3	5	-7	17	0	0	1	0	0	26	7.7	9:31	12.5	61.1
Robert Bortuzzo	D	15	2	2	4	3	27	0	0	0	0	0	10	20.0	13:17	19.5	0.0
Tanner Glass	L	48	1	1	2	-11	62	1	0	0	0	0	38	2.6	10:04	13.9	43.1
Mark Eaton	D	23	0	0	0	9	4	0	0	0	0	0	8	0.0	17:58	22.7	0.0
Dylan Reese	D	3	0	0	0	0	0	0	0	0	0	0	1	0.0	15:15	19.3	0.0
Trevor Smith	C	1	0	0	0	0	0	0	0	0	0	0	0	0.0	10:24	13.0	0.0
Steve MacIntyre	L	1	0	0	0	0	12	0	0	0	0	0	0	0.0	4:31	7.0	0.0

GOALTENDERS

	Player	GP	GS	W	L	OT	SA	GA	GAA	Sv	Sv%	SO	G	A	PIM	TOI
1	Marc-Andre Fleury	33	31	23	8	0	881	74	2.39	807	0.916	1	0	2	2	1,857:45
2	Tomas Vokoun	20	17	13	4	0	519	42	2.45	477	0.919	3	0	2	2	1,028:32

2012-13 PENGUINS

HOME/ROAD SCORING

HOME						ROAD					
Name	GP	G	A	PTS	Rating	Name	GP	G	A	PTS	Rating
Sidney Crosby	19	10	20	30	17	Sidney Crosby	17	5	21	26	9
Chris Kunitz	24	9	18	27	14	Chris Kunitz	24	13	12	25	16
James Neal	22	11	10	21	3	Pascal Dupuis	24	12	10	22	17
Jarome Iginla	22	8	12	20	3	Kris Letang	19	4	16	20	6
Evgeni Malkin	15	6	13	19	0	Brenden Morrow	22	8	8	16	2
Kris Letang	16	1	17	18	10	James Neal	18	10	5	15	2
Pascal Dupuis	24	8	8	16	14	Evgeni Malkin	16	3	11	14	5
Paul Martin	18	2	12	14	6	Jarome Iginla	22	6	7	13	-8
Matt Cooke	24	4	8	12	3	Jussi Jokinen	23	6	5	11	-1
Jussi Jokinen	20	7	4	11	-4	Brandon Sutter	24	5	4	9	2
Brandon Sutter	24	6	4	10	1	Paul Martin	16	4	5	9	8
Brenden Morrow	22	4	5	9	-5	Matt Cooke	24	4	5	9	-5
Matt Niskanen	20	3	4	7	1	Beau Bennett	14	1	7	8	5
Tyler Kennedy	23	3	3	6	-1	Craig Adams	24	3	4	7	3
Beau Bennett	12	2	4	6	2	Simon Despres	15	2	5	7	7
Douglas Murray	19	1	2	3	-6	Matt Niskanen	20	1	6	7	3
Dustin Jeffrey	14	1	2	3	2	Tyler Kennedy	23	3	2	5	-5
Brooks Orpik	23	0	3	3	4	Brooks Orpik	23	0	5	5	13
Deryk Engelland	19	0	3	3	3	Joe Vitale	17	1	3	4	-2
Craig Adams	24	0	2	2	-4	Dustin Jeffrey	10	2	1	3	-1
Joe Vitale	16	1	0	1	-5	Robert Bortuzzo	10	1	2	3	0
Robert Bortuzzo	5	1	0	1	3	Douglas Murray	24	0	3	3	-3
Simon Despres	18	0	0	0	2	Deryk Engelland	23	0	3	3	2
Tanner Glass	24	0	0	0	-5	Tanner Glass	24	1	1	2	-6
Mark Eaton	15	0	0	0	6	Mark Eaton	8	0	0	0	3
Dylan Reese	2	0	0	0	0	Dylan Reese	1	0	0	0	0
						Trevor Smith	1	0	0	0	0
						Steve MacIntyre	1	0	0	0	0

PENGUINS HOME/ROAD GOALTENDERS

Home	GP	MIN	W	L	OTL	GA	GAA	SA	SV	SVP	SO
Marc-Andre Fleury	18	1022	14	3	0	36	2.11	461	425	0.922	1
Tomas Vokoun	9	420	4	3	0	15	2.14	198	183	0.924	2
Away											
Marc-Andre Fleury	15	836	9	5	0	38	2.73	38	382	0.910	0
Tomas Vokoun	11	608	9	1	0	27	2.66	321	294	0.916	1

2012-13 PENGUINS SPECIAL TEAMS

POWER PLAY				SHORTHANDED				EVEN STRENGTH			
Name	G	A	PTS	Name	G	A	PTS	Name	G	A	PTS
Evgeni Malkin	4	14	18	Craig Adams	1	0	1	Sidney Crosby	12	27	39
Sidney Crosby	3	14	17	Pascal Dupuis	1	0	1	Chris Kunitz	13	23	36
Chris Kunitz	9	7	16	Tomas Vokoun	0	1	1	Pascal Dupuis	17	17	34
James Neal	9	7	16					Kris Letang	4	21	25
Kris Letang	1	12	13					Brenden Morrow	10	11	21
Jarome Iginla	6	6	12					Matt Cooke	8	13	21
Paul Martin	2	7	9					Jarome Iginla	8	13	21
Jussi Jokinen	3	4	7					James Neal	12	8	20
Beau Bennett	1	4	5					Jussi Jokinen	10	5	15
Brandon Sutter	3	1	4					Brandon Sutter	8	7	15
Brenden Morrow	2	2	4					Evgeni Malkin	5	10	15
Pascal Dupuis	2	1	3					Paul Martin	4	10	14
Tyler Kennedy	1	2	3					Matt Niskanen	4	8	12
Matt Niskanen	0	2	2					Beau Bennett	2	7	9
Tanner Glass	1	0	1					Tyler Kennedy	5	3	8
Simon Despres	0	1	1					Craig Adams	2	6	8
								Brooks Orpik	0	8	8
								Dustin Jeffrey	3	3	6
								Simon Despres	2	4	6
								Douglas Murray	1	5	6
								Deryk Engelland	0	6	6
								Joe Vitale	2	3	5
								Robert Bortuzzo	2	2	4
								M-A Fleury	0	2	2
								Tanner Glass	0	1	1
								Tomas Vokoun	0	1	1

THE LAST TIME THE PENGUINS

RECORDED A SHUTOUT

Home: 3/30/13 – vs. NY Islanders (Vokoun 35 saves), 2-0
Road: 1/31/12 – at NY Rangers (Vokoun 28 saves), 3-0

WERE SHUTOUT

Home: 3/25/11 – vs. New Jersey (Brodeur 26 saves), 1-0
 (PGH shootout win)
Road: 2/1/12 – at Toronto (Reimer 25 saves), 1-0

RECORDED A HAT TRICK

Home: 4/27/13 – James Neal vs. Carolina, 8-3 win
Road: 2/3/13 – Chris Kunitz at Washington (4G), 6-3 win

PLAYER HAD A FOUR-GOAL GAME

Home: 10/14/00 – Jaromir Jagr vs. NY Rangers (McLean), 8-6 win
Road: 2/3/13 – Chris Kunitz at Washington (Holtby), 6-3 win

OPPOSING PLAYER HAD A FOUR-GOAL GAME

Home: 10/28/00 – John Madden, Randy McKay (NJD)
 (Aubin -5, Snow -3), 9-0 loss
Road: 12/9/03 – Markus Naslund (VAN) (Fleury), 4-3 loss

PLAYER HAD A FIVE-GOAL GAME

Home: 3/26/96 – Mario Lemieux vs. St. Louis
 (Fuhr -1, Casey -4), 8-4 win
Road: 4/9/93 – Mario Lemieux at NY Rangers
 (Hirsch -3, Richter -2), 10-4 win

OPPOSING PLAYER HAD A FIVE-GOAL GAME

NEVER

PLAYER HAD A PENALTY SHOT

Home: 11/11/11 – Matt Cooke vs. Dallas (Lehtonen), Goal
Road: 3/18/12 – Chris Kunitz at New Jersey (Brodeur), NG

OPPOSING PLAYER HAD A PENALTY SHOT

Home: 1/5/11 – Steven Stamkos (TBL) vs. Fleury, NG
Road: 2/19/12 – Patrick Kaleta (BUF) vs. Fleury, NG

WON IN OVERTIME

Home: 3/24/13 – vs. Philadelphia (2-1 – Kennedy)
Road: 3/2/13 – at Montreal (7-6 – Sutter)

LOST IN OVERTIME

Home: 11/23/11 – vs. St. Louis (3-2 – Pietrangelo)
Road: 3/18/12 – at Philadelphia (3-2 – Hartnell)

WON IN SHOOTOUT

Home: 4/5/13 – vs. NY Rangers (2-1 – Jokinen)
Road: 3/9/13 – at Toronto (5-4 – Neal)

LOST IN SHOOTOUT

Home: 2/14/10 – vs. Nashville (4-3 – O'Reilly)
Road: 2/7/12 – at Montreal (3-2 – Plekanec)

WON WHEN TRAILING AFTER 2 PERIODS

Home: 3/24/13 – vs. Philadelphia (2-1 OT win)
 (trailed 1-0 after 2)
Road: 3/14/13 – at Toronto (3-1 win) (trailed 1-0 after 2)

LOST WHEN LEADING AFTER 2 PERIODS

Home: 11/10/10 – vs. Boston (7-4) (led 4-2 after 2)
Road: 4/25/13 – at New Jersey (3-2) (led 2-1 after 2)

SCORED WITH AN EXTRA ATTACKER

3/29/12 at NY Islanders (Malkin)

OPPONENT SCORED WITH AN EXTRA ATTACKER

3/4/13 vs. Tampa Bay (Stamkos)

SCORED A SHORTHANDED GOAL

Home: 3/28/13 – vs. Winnipeg (Dupuis)
Road: 3/14/13 – at Toronto (Adams)

ALLOWED A SHORTHANDED GOAL

Home: 4/2/13 – vs. Buffalo (Porter)
Road: 1/20/13 – at NY Rangers (Nash)

SCORED 2 OR MORE SHORTHANDED GOALS

2/18/12 at Philadelphia (Staal & Cooke)

ALLOWED 2 OR MORE SHORTHANDED GOALS

11/13/08 vs. Philadelphia (Gagne, 2)

SCORED A 3-ON-5 SHORTHANDED GOAL:

2/18/12 at Philadelphia (Cooke)

PITTSBURGH PENGUINS TRANSACTIONS

Jan. 17, 2013 – Beau Bennett and Jayson Megna returned to Wilkes-Barre/Scranton (AHL)

Jan. 17, 2013 – Brian Strait placed on waivers

Jan. 18, 2013 – Brian Strait claimed off waivers by NY Islanders.

Jan. 24, 2013 – Chad Kolarik acquired from the NY Rangers in exchange for Benn Ferriero

Jan. 24, 2013 – Conditional draft pick acquired from Dallas in exchange for Carl Sneed

Jan. 31, 2013 – Matt Niskanen placed on injured reserve retroactive to Jan. 27

Jan. 31, 2013 – Zach Boychuk claimed off waivers from Carolina

Feb. 1, 2013 – Warren Young named amateur scout

Feb. 6, 2013 – Dylan Reese recalled from Wilkes-Barre/Scranton (AHL)

Feb. 6, 2013 – 2014 fifth-round draft pick acquired from Anaheim for Ben Lovejoy

Feb. 10, 2013 – Kris Letang placed on injured reserve retroactive to Feb. 5

Feb. 10, 2013 – Joe Morrow recalled from Wilkes-Barre/Scranton (AHL)

Feb. 11, 2013 – Joe Morrow re-assigned to Wilkes-Barre/Scranton (AHL)

Feb. 13, 2013 – Dylan Reese re-assigned to Wilkes-Barre/Scranton (AHL)

Feb. 13, 2013 – Kris Letang and Matt Niskanen activated from injured reserve

Feb. 13, 2013 – 2013 seventh-round draft pick acquired from Winnipeg for Eric Tangradi

Feb. 14, 2013 – Beau Bennett recalled from Wilkes-Barre/Scranton (AHL)

Feb. 25, 2013 – Evgeni Malkin placed on injured reserve retroactive to Feb. 22

Feb. 25, 2013 – Mark Eaton signed to a one-year contract

PITTSBURGH PENGUINS TRANSACTIONS

March 4, 2013 – Zach Boychuk placed on waivers

March 4, 2013 – Beau Bennett re-assigned to Wilkes-Barre/Scranton (AHL)

March 4, 2013 – Evgeni Malkin activated from injured reserve

March 5, 2013 – Tom Kostopoulos signed to a one-year contract

March 5, 2013 – Tom Kostopoulos placed on waivers

March 5, 2013 – Zach Boychuk claimed on waivers by Nashville

March 5, 2013 – Beau Bennett recalled from Wilkes-Barre/Scranton (AHL)

March 6, 2013 – Tom Kostopoulos claimed on waivers by New Jersey

March 22, 2013 – Evgeni Malkin placed on injured reserve retroactive to March 10

March 22, 2013 – Trevor Smith recalled from Wilkes-Barre/Scranton (AHL)

March 24, 2013 – Kris Letang placed on injured reserve retroactive to March 17

March 24, 2013 – Brenden Morrow and 2013 third-round draft pick acquired from Dallas in exchange for Joe Morrow and a 2013 fifth-round draft pick

March 25, 2013 – Trevor Smith re-assigned to Wilkes-Barre/Scranton (AHL)

March 25, 2013 – Douglas Murray acquired from San Jose in exchange for a 2013 second-round draft pick and a 2014 conditional second-round draft pick

March 26, 2013 – Simon Despres re-assigned to Wilkes-Barre/Scranton (AHL)

March 26, 2013 – Kris Letang activated from injured reserve

March 27, 2013 – Robert Bortuzzo re-assigned to Wilkes-Barre/Scranton (AHL) on a conditioning assignment

March 27, 2013 – Simon Despres recalled from Wilkes-Barre/Scranton (AHL)

March 27, 2013 – Kris Letang placed on injured reserve

PITTSBURGH PENGUINS

TRANSACTIONS

March 28, 2013 – Jarome Iginla acquired from Calgary in exchange for Kenny Agostino, Ben Hanowski and a 2013 first-round draft pick

March 28, 2013 – Jeff Zatkoff recalled from Wilkes-Barre/Scranton (AHL)

March 28, 2013 – Evgeni Malkin activated from injured reserve

March 28, 2013 – Beau Bennett re-assigned to Wilkes-Barre/Scranton (AHL)

March 29, 2013 – Jeff Zatkoff re-assigned to Wilkes-Barre/Scranton (AHL)

March 30, 2013 – Paul Martin placed on injured reserve

April 1, 2013 – Robert Bortuzzo recalled from Wilkes-Barre/Scranton (AHL)

April 3, 2013 – Jussi Jokinen acquired from Carolina in exchange for a 2013 conditional sixth or seventh-round draft pick

April 3, 2013 – Future considerations acquired from Columbus in exchange for Patrick Killeen

April 4, 2013 – Harrison Ruopp signed to a three-year entry-level contract

April 7, 2013 – Beau Bennett recalled from Wilkes-Barre/Scranton (AHL)

April 11, 2013 – Kris Letang activated from injured reserve

April 14, 2013 – Eric Hartzell signed to a one-year entry-level contract

April 18, 2013 – Steve MacIntyre recalled from Wilkes-Barre/Scranton (AHL)

April 24, 2013 – Anton Zlobin signed to a three-year entry-level contract

April 27, 2013 – Paul Martin activated from injured reserve

April 28, 2013 – Steve MacIntyre re-assigned to Wilkes-Barre/Scranton (AHL)

May 18, 2013 – Nick D'Agostino signed to a two-year entry-level contract

2012-13 MAN GAMES LOST

TOTAL GAMES MISSED	#	PLAYER	GAMES MISSED
8	2	Matt Niskanen	Jan. 29-Feb. 10
1	4	Mark Eaton	April 3
14	7	Paul Martin	March 2-March 4; March 30-April 25
8	18	James Neal	April 9-April 25
1	19	Beau Bennett	April 22
1	29	Marc-Andre Fleury	March 28
2	44	Brooks Orpik	April 25-27
4	46	Joe Vitale	April 22-27
1	48	Tyler Kennedy	March 22
13	58	Kris Letang	Feb. 7-Feb. 10; March 19-March 24; March 28-April 9; April 22
17	71	Evgeni Malkin	Feb. 24-March 2; March 10-March 26; April 13-April 22
12	87	Sidney Crosby	April 2-April 27

TOTAL: 82

2012-13 NHL FINAL CONFERENCE STANDINGS

EASTERN CONFERENCE

Eastern Conference	GP	W	L	OT	PTS	ROW	GF	GA	HOME	AWAY	L10
z - Pittsburgh	48	36	12	0	72	33	165	119	18-6-0	18-6-0	8-2-0
y - Montréal	48	29	14	5	63	26	149	126	14-7-3	15-7-2	4-6-0
y - Washington	48	27	18	3	57	24	149	130	15-8-1	12-10-2	8-1-1
x - Boston	48	28	14	6	62	24	131	109	16-5-3	12-9-3	3-5-2
x - Toronto	48	26	17	5	57	26	145	133	13-9-2	13-8-3	5-4-1
x - NY Rangers	48	26	18	4	56	22	130	112	16-6-2	10-12-2	7-3-0
x - Ottawa	48	25	17	6	56	21	116	104	15-6-3	10-11-3	6-4-0
x - NY Islanders	48	24	17	7	55	20	139	139	10-11-3	14-6-4	6-1-3
Winnipeg	48	24	21	3	51	22	128	144	13-10-1	11-11-2	6-3-1
Philadelphia	48	23	22	3	49	22	133	141	15-7-2	8-15-1	6-4-0
New Jersey	48	19	19	10	48	17	112	129	13-9-2	6-10-8	4-5-1
Buffalo	48	21	21	6	48	14	125	143	11-10-3	10-11-3	6-4-0
Carolina	48	19	25	4	42	18	128	160	9-14-1	10-11-3	3-5-2
Tampa Bay	48	18	26	4	40	17	148	150	12-10-2	6-16-2	2-6-2
Florida	48	15	27	6	36	12	112	171	8-11-5	7-16-1	3-7-0

WESTERN CONFERENCE

Western Conference	GP	W	L	OT	PTS	ROW	GF	GA	HOME	AWAY	L10
z - Chicago	48	36	7	5	77	30	155	102	18-3-3	18-4-2	7-2-1
y - Anaheim	48	30	12	6	66	24	140	118	16-7-1	14-5-5	5-4-1
y - Vancouver	48	26	15	7	59	21	127	121	15-6-3	11-9-4	5-4-1
x - St. Louis	48	29	17	2	60	24	129	115	15-8-1	14-9-1	7-3-0
x - Los Angeles	48	27	16	5	59	25	133	118	19-4-1	8-12-4	5-3-2
x - San Jose	48	25	16	7	57	17	124	116	17-2-5	8-14-2	5-5-0
x - Detroit	48	24	16	8	56	22	124	115	13-7-4	11-9-4	5-2-3
x - Minnesota	48	26	19	3	55	22	122	127	14-8-2	12-11-1	4-5-1
Columbus	48	24	17	7	55	19	120	119	14-5-5	10-12-2	8-2-0
Phoenix	48	21	18	9	51	17	125	131	14-8-2	7-10-7	4-3-3
Dallas	48	22	22	4	48	20	130	142	11-11-2	11-11-2	4-5-1
Edmonton	48	19	22	7	45	17	125	134	9-11-4	10-11-3	3-7-0
Calgary	48	19	25	4	42	19	128	160	13-9-2	6-16-2	5-5-0
Nashville	48	16	23	9	41	14	111	139	11-9-4	5-14-5	1-8-1
Colorado	48	16	25	7	39	14	116	152	12-9-3	4-16-4	4-4-2

Teams receive 2 points for a victory (W) 1 point for an overtime or shootout loss (OT),
x - clinched playoff spot; y - clinched division; z - clinched conference

2012-13 NHL FINAL STANDINGS

EASTERN CONFERENCE

ATLANTIC DIVISION

Team	GP	W	L	OT	PTS	GF	GA
z - Pittsburgh	48	36	12	0	72	165	119
x - NY Rangers	48	26	18	4	56	130	112
x - NY Islanders	48	24	17	7	55	139	139
Philadelphia	48	23	22	3	49	133	141
New Jersey	48	19	19	10	48	112	129

NORTHEAST DIVISION

Team	GP	W	L	OT	PTS	GF	GA
y - Montréal	48	29	14	5	63	149	126
x - Boston	48	28	14	6	62	131	109
x - Toronto	48	26	17	5	57	145	133
x - Ottawa	48	25	17	6	56	116	104
Buffalo	48	21	21	6	48	125	143

SOUTHEAST DIVISION

Team	GP	W	L	OT	PTS	GF	GA
y - Washington	48	27	18	3	57	149	130
Winnipeg	48	24	21	3	51	128	144
Carolina	48	19	25	4	42	128	160
Tampa Bay	48	18	26	4	40	148	150
Florida	48	15	27	6	36	112	171

WESTERN CONFERENCE

CENTRAL DIVISION

Team	GP	W	L	OT	PTS	GF	GA
p - Chicago	48	36	7	5	77	155	102
x - St. Louis	48	29	17	2	60	129	115
x - Detroit	48	24	16	8	56	124	115
Columbus	48	24	17	7	55	120	119
Nashville	48	16	23	9	41	111	139

NORTHWEST DIVISION

Team	GP	W	L	OT	PTS	GF	GA
y - Vancouver	48	26	15	7	59	127	121
x - Minnesota	48	26	19	3	55	122	127
Edmonton	48	19	22	7	45	125	134
Calgary	48	19	25	4	42	128	160
Colorado	48	16	25	7	39	116	152

PACIFIC DIVISION

Team	GP	W	L	OT	PTS	GF	GA
y - Anaheim	48	30	12	6	66	140	118
x - Los Angeles	48	27	16	5	59	133	118
x - San Jose	48	25	16	7	57	124	116
Phoenix	48	21	18	9	51	125	131
Dallas	48	22	22	4	48	130	142

Teams receive 2 points for a victory (W) 1 point for an overtime or shootout loss (OT),
x - clinched playoff spot; y - clinched division; z - clinched conference

2012-13 NHL SCORING LEADERS

	Player	Team	Pos	GP	G	A	P	+/-	PIM	PP	SH	GW	OT	S	S%	TOI/G	Sft/G	FO%
1	Martin St Louis	TBL	R	48	17	43	60	+0	14	3	0	2	0	112	15.2	21:59	23.9	42.8
2	Steven Stamkos	TBL	C	48	29	28	57	-4	32	10	0	2	0	157	18.5	22:01	24.3	49.6
3	Alex Ovechkin	WSH	L	48	32	24	56	+2	36	16	0	4	0	220	14.5	20:53	21.4	0.0
4	Sidney Crosby	PIT	C	36	15	41	56	+26	16	3	0	1	0	124	12.1	21:06	22.8	54.3
5	Patrick Kane	CHI	R	47	23	32	55	+11	8	8	0	3	0	138	16.7	20:03	23.1	20.0
6	Eric Staal	CAR	C	48	18	35	53	+5	54	3	1	4	0	152	11.8	20:59	26.3	52.0
7	Chris Kunitz	PIT	L	48	22	30	52	+30	39	9	0	5	0	113	19.5	18:01	20.4	44.4
8	Phil Kessel	TOR	R	48	20	32	52	-3	18	6	0	4	0	161	12.4	19:48	23.9	62.5
9	Taylor Hall	EDM	L	45	16	34	50	+5	33	4	0	4	0	154	10.4	18:37	22.6	54.7
10	Pavel Datsyuk	DET	C	47	15	34	49	+21	14	8	0	6	2	107	14.0	20:10	25.3	55.0
11	Ryan Getzlaf	ANA	C	44	15	34	49	+14	41	4	3	3	0	99	15.2	20:11	24.2	48.0
12	Mike Ribeiro	WSH	C	48	13	36	49	-4	53	6	0	1	0	63	20.6	17:50	20.3	44.8
13	Jonathan Toews	CHI	C	47	23	25	48	+28	27	2	2	5	0	143	16.1	19:20	25.0	59.9
14	Claude Giroux	PHI	R	48	13	35	48	-7	22	6	1	2	0	137	9.5	21:10	26.1	54.5
15	Henrik Zetterberg	DET	L	46	11	37	48	+2	18	4	2	5	0	173	6.4	20:31	24.3	48.3
16	Nicklas Backstrom	WSH	C	48	8	40	48	+8	20	3	0	1	0	82	9.8	19:54	23.3	51.4
17	John Tavares	NYI	C	48	28	19	47	-2	18	9	0	5	0	162	17.3	20:46	22.3	49.4
18	Jakub Voracek	PHI	R	48	22	24	46	-7	35	8	0	3	0	129	17.1	17:14	21.1	40.0
19	Andrew Ladd	WPG	L	48	18	28	46	+10	22	3	0	4	0	121	14.9	19:40	24.2	53.7
20	Henrik Sedin	VAN	C	48	11	34	45	+19	24	1	1	1	0	70	15.7	19:20	24.5	49.4
21	Derek Stepan	NYR	C	48	18	26	44	+25	12	4	1	6	0	108	16.7	20:55	25.7	45.8
22	Nazem Kadri	TOR	C	48	18	26	44	+15	23	5	0	1	0	107	16.8	16:03	21.0	44.2
23	Matt Moulson	NYI	L	47	15	29	44	-3	4	8	0	0	0	154	9.7	19:09	21.5	100.0
24	Alexander Semin	CAR	R	44	13	31	44	+14	46	4	0	1	0	150	8.7	20:56	25.1	23.8
25	PA Parenteau	COL	R	48	18	25	43	-11	38	6	0	1	0	105	17.1	19:08	23.0	7.7
26	Matt Duchene	COL	C	47	17	26	43	-12	12	2	0	3	1	132	12.9	20:55	27.0	54.6
27	Rick Nash	NYR	L	44	21	21	42	+16	26	3	1	3	0	176	11.9	19:58	25.0	41.7
28	Anze Kopitar	LAK	C	47	10	32	42	+14	16	0	0	1	0	98	10.2	20:28	25.3	53.3
29	Thomas Vanek	BUF	L	38	20	21	41	-1	20	9	1	2	0	119	16.8	18:24	21.1	66.7
30	Blake Wheeler	WPG	R	48	19	22	41	-3	28	2	0	2	0	129	14.7	18:48	22.9	22.2

PLAYOFF REVIEW

SECTION THREE



ROUND ONE

PENGUINS VS. ISLANDERS



ROUND TWO

PENGUINS VS. OTTAWA



2013 PLAYOFFS

TEAM SCORING

Player	Pos	GP	G	A	P	+/-	PIM	PP	SH	GW	OT	S	S%	TOI/G	Sft/G	FO%
Evgeni Malkin	C	11	4	12	16	3	19	0	0	1	0	46	8.7	19:37	23.1	43.0
Kris Letang	D	11	3	13	16	7	6	2	0	1	0	33	9.1	27:00	29.6	0.0
Sidney Crosby	C	10	7	8	15	-1	4	2	0	0	0	46	15.2	21:46	25.2	51.4
Jarome Iginla	R	11	4	8	12	0	14	2	0	0	0	29	13.8	15:53	20.3	40.0
Pascal Dupuis	R	11	7	3	10	4	10	0	2	0	0	29	24.1	18:30	24.5	0.0
James Neal	L	9	6	4	10	4	8	2	0	1	0	31	19.4	15:33	20.9	0.0
Chris Kunitz	L	11	4	5	9	0	2	3	0	1	1	20	20.0	17:46	22.2	50.0
Paul Martin	D	11	2	7	9	7	4	1	0	0	0	16	12.5	26:31	30.4	0.0
Tyler Kennedy	C	7	2	3	5	6	2	0	0	1	0	9	22.2	12:42	18.1	50.0
Brenden Morrow	L	10	2	2	4	-2	6	0	0	1	0	8	25.0	13:58	19.8	33.3
Douglas Murray	D	11	2	1	3	0	30	0	0	0	0	9	22.2	15:34	22.5	0.0
Matt Cooke	L	11	0	3	3	5	18	0	0	0	0	15	0.0	15:31	22.2	50.0
Mark Eaton	D	7	0	3	3	3	0	0	0	0	0	6	0.0	17:38	23.0	0.0
Jussi Jokinen	L	6	0	3	3	3	4	0	0	0	0	6	0.0	11:25	18.8	63.9
Brooks Orpik	D	8	1	1	2	6	4	0	0	1	1	5	20.0	24:41	28.8	0.0
Brandon Sutter	C	11	1	1	2	0	0	0	0	0	0	19	5.3	16:21	23.2	51.4
Matt Niskanen	D	11	0	2	2	0	9	0	0	0	0	14	0.0	19:35	23.6	0.0
Beau Bennett	R	4	1	0	1	3	0	1	0	1	0	6	16.7	10:46	15.3	0.0
Tanner Glass	L	5	1	0	1	0	4	0	0	0	0	3	33.3	8:13	13.0	28.6
Craig Adams	R	11	0	1	1	2	10	0	0	0	0	10	0.0	12:33	16.9	44.1
Joe Vitale	C	4	0	1	1	0	4	0	0	0	0	2	0.0	9:39	14.3	56.1
Deryk Engelland	D	4	0	0	0	-4	6	0	0	0	0	2	0.0	12:44	16.5	0.0
Simon Despres	D	3	0	0	0	0	0	0	0	0	0	0	0.0	11:07	16.0	0.0

GOALTENDERS

	Player	GP	GS	W	L	OT	SA	GA	GAA	Sv	Sv%	SO	G	A	PIM	TOI
1	Tomas Vokoun	7	7	6	1	1	239	14	1.85	225	0.941	1	0	0	0	454:59:00
2	Marc-Andre Fleury	4	4	2	2	0	128	14	3.4	114	0.891	1	0	1	0	246:50:00

2013 PLAYOFFS

HOME/ROAD SCORING

HOME						ROAD					
Name	GP	G	A	PTS	Rating	Name	GP	G	A	PTS	Rating
Evgeni Malkin	6	3	7	10	3	Sidney Crosby	5	1	6	7	-2
Kris Letang	6	3	6	9	8	Kris Letang	5	0	7	7	-1
Sidney Crosby	5	6	2	8	1	Jarome Iginla	5	4	2	6	0
James Neal	5	3	3	6	3	Evgeni Malkin	5	1	5	6	0
Jarome Iginla	6	0	6	6	0	Pascal Dupuis	5	4	1	5	1
Pascal Dupuis	6	3	2	5	3	Chris Kunitz	5	3	2	5	-4
Paul Martin	6	1	4	5	4	James Neal	4	3	1	4	1
Chris Kunitz	6	1	3	4	4	Paul Martin	5	1	3	4	3
Brenden Morrow	6	2	1	3	1	Tyler Kennedy	3	1	2	3	3
Mark Eaton	3	0	3	3	5	Matt Cooke	5	0	2	2	3
Tyler Kennedy	4	1	1	2	3	Brooks Orpik	4	1	0	1	2
Douglas Murray	6	1	1	2	-2	Douglas Murray	5	1	0	1	2
Jussi Jokinen	3	0	2	2	4	Brandon Sutter	5	1	0	1	-1
Beau Bennett	2	1	0	1	1	Jussi Jokinen	3	0	1	1	-1
Tanner Glass	2	1	0	1	1	Brenden Morrow	4	0	1	1	-3
Craig Adams	6	0	1	1	2	Matt Niskanen	5	0	1	1	-3
Matt Cooke	6	0	1	1	2	Joe Vitale	1	0	1	1	1
Matt Niskanen	6	0	1	1	3	Craig Adams	5	0	0	0	0
Brooks Orpik	4	0	1	1	4	Mark Eaton	4	0	0	0	-2
Brandon Sutter	6	0	1	1	1	Simon Despres	2	0	0	0	-1
Deryk Engelland	4	0	0	0	-4	Beau Bennett	2	0	0	0	2
Joe Vitale	3	0	0	0	-1	Tanner Glass	3	0	0	0	-1
Simon Despres	1	0	0	0	1						

PENGUINS HOME/ROAD GOALTENDERS

Home	GP	MIN	W	L	OTL	GA	GAA	SA	SV	SVP	SO
Marc-Andre Fleury	2	119	1	1	0	4	2.02	68	64	0.941	1
Tomas Vokoun	4	240	4	0	0	6	1.50	120	114	0.950	1
Away	GP	MIN	W	L	OTL	GA	GAA	SA	SV	SVP	SO
Marc-Andre Fleury	2	128	1	1	0	10	4.69	60	50	0.833	0
Tomas Vokoun	3	215	2	1	1	8	2.23	119	111	0.933	0

2013 PLAYOFFS

SPECIAL TEAMS

POWER PLAY				SHORTHANDED				EVEN STRENGTH			
Name	G	A	PTS	Name	G	A	PTS	Name	G	A	PTS
Kris Letang	2	7	9	Pascal Dupuis	2	0	2	Evgeni Malkin	4	6	10
Sidney Crosby	2	5	7	Matt Cooke	0	1	1	Sidney Crosby	5	3	8
Evgeni Malkin	0	6	6	Douglas Murray	0	1	1	Pascal Dupuis	5	3	8
Jarome Iginla	2	3	5					James Neal	4	4	8
Paul Martin	1	3	4					Jarome Iginla	2	5	7
Chris Kunitz	3	0	3					Kris Letang	1	6	7
James Neal	2	0	2					Chris Kunitz	1	5	6
Beau Bennett	1	0	1					Tyler Kennedy	2	3	5
Jussi Jokinen	0	1	1					Paul Martin	1	4	5
Brenden Morrow	0	1	1					Brenden Morrow	2	1	3
								Mark Eaton	0	3	3
								Douglas Murray	2	0	2
								Brooks Orpik	1	1	2
								Brandon Sutter	1	1	2
								Matt Cooke	0	2	2
								Jussi Jokinen	0	2	2
								Matt Niskanen	0	2	2
								Tanner Glass	1	0	1
								Craig Adams	0	1	1
								Joe Vitale	0	1	1

2013 PLAYOFFS

GOALTENDER GAME-BY-GAME

29 MARC-ANDRE FLEURY • G

Date	OPP	GP	Decision	Goals Against	Shots Faced	Saves Made	Minutes	Save %	GAA	Saves	Att	%	REMARKS
5/1	NYI	1	W	0	26	26	60	1.000	0.00	-	-	-	6TH PLAYOFF SHUTOUT -TIED TEAM RECORD
5/3	NYI	1	L	4	42	38	59	0.905	4.07	-	-	-	
5/5	@NYI	1	W	4	36	32	69	0.889	3.48	-	-	-	
5/7	@NYI	1	L	6	24	18	59	0.750	6.10	-	-	-	
5/9	NYI	-	-	-	-	-	-	-	-	-	-	-	DNP
5/11	@NYI	-	-	-	-	-	-	-	-	-	-	-	DNP
5/14	OTT	-	-	-	-	-	-	-	-	-	-	-	DNP
5/17	OTT	-	-	-	-	-	-	-	-	-	-	-	DNP
5/19	@OTT	-	-	-	-	-	-	-	-	-	-	-	DNP
5/22	@OTT	-	-	-	-	-	-	-	-	-	-	-	DNP
5/24	OTT	-	-	-	-	-	-	-	-	-	-	-	DNP
Postseason Totals		4	2-2	14	128	114	247	0.891	3.40	-	-	-	

92 TOMAS VOKOUN • G

Date	OPP	GP	Decision	Goals Against	Shots Faced	Saves Made	Minutes	Save %	GAA	Saves	Att	%	REMARKS
5/1	NYI	-	-	-	-	-	-	-	-	-	-	-	DNP
5/3	NYI	-	-	-	-	-	-	-	-	-	-	-	DNP
5/5	@NYI	-	-	-	-	-	-	-	-	-	-	-	DNP
5/7	@NYI	-	-	-	-	-	-	-	-	-	-	-	DNP
5/9	NYI	1	W	0	31	31	60	1.000	0.00	-	-	-	2ND CAREER PLAYOFF SHUTOUT
5/11	@NYI	1	W	3	38	35	68	0.921	2.65	-	-	-	1ST CAREER OT WIN
5/14	OTT	1	W	1	36	35	60	0.972	1.00	-	-	-	
5/17	OTT	1	W	3	22	19	60	0.864	3.00	-	-	-	
5/19	@OTT	1	L	2	48	46	88	0.958	1.36	-	-	-	
5/22	@OTT	1	W	3	33	30	60	0.909	3.00	-	-	-	
5/24	OTT	1	W	2	31	29	60	0.935	2.00	-	-	-	
Postseason Totals		7	6-1	14	239	225	456	0.941	1.84	-	-	-	

2013 PLAYOFFS

PLAYER GAME-BY-GAME

2 MATT NISKANEN • D

DATE	OPP	GP	GOALS	ASSISTS	POINTS	PIM	SHIFTS	TOI	WON	LOST	PCT	SHOTS	B/S	Hits	+/-	REMARKS
5/1	NYI	1	0	0	0	0	22	17:54	-	-	-	0	1	1	E	
5/3	NYI	1	0	0	0	5	20	18:50	-	-	-	1	1	1	-1	
5/5	@NYI	1	0	0	0	0	22	18:59	-	-	-	1	2	1	-2	
5/7	@NYI	1	0	0	0	0	22	19:12	-	-	-	3	2	0	1	
5/9	NYI	1	0	0	0	0	23	19:26	-	-	-	3	1	2	1	
5/11	@NYI	1	0	1	1	0	27	20:41	-	-	-	0	1	0	-1	
5/14	OTT	1	0	0	0	0	23	18:44	-	-	-	1	1	2	E	
5/17	OTT	1	0	1	1	0	24	20:44	-	-	-	3	2	1	3	
5/19	@OTT	1	0	0	0	2	33	26:54	-	-	-	2	0	1	-1	
5/22	@OTT	1	0	0	0	2	22	16:21	-	-	-	0	1	1	E	
5/24	OTT	1	0	0	0	0	22	17:43	-	-	-	0	2	1	E	
Postseason Totals		11	0	2	2	9	260	19:35	-	-	-	14	14	11	0	

3 DOUGLAS MURRAY • D

DATE	OPP	GP	GOALS	ASSISTS	POINTS	PIM	SHIFTS	TOI	WON	LOST	PCT	SHOTS	B/S	Hits	+/-	REMARKS
5/1	NYI	1	0	0	0	12	24	16:51	-	-	-	0	1	5	E	1ST PLAYOFF GAME W/PGH
5/3	NYI	1	0	0	0	2	20	12:29	-	-	-	0	1	0	-1	
5/5	@NYI	1	1	0	1	0	30	20:43	-	-	-	1	2	1	1	1ST PLAYOFF GOAL W/PGH
5/7	@NYI	1	0	0	0	0	22	16:05	-	-	-	1	1	2	E	
5/9	NYI	1	1	0	1	12	23	14:53	0	1	0.00	2	2	2	1	
5/11	@NYI	1	0	0	0	0	22	15:39	-	-	-	0	3	0	-1	
5/14	OTT	1	0	1 SH	1	0	20	14:33	-	-	-	2	5	1	E	
5/17	OTT	1	0	0	0	0	21	12:21	-	-	-	0	2	2	-1	
5/19	@OTT	1	0	0	0	2	24	17:49	-	-	-	2	3	2	E	
5/22	@OTT	1	0	0	0	0	22	15:32	-	-	-	0	3	2	2	
5/24	OTT	1	0	0	0	2	20	14:21	-	-	-	1	0	1	-1	
Postseason Totals		11	2	1	3	30	248	15:34	0	1	0.00	9	23	18	0	

2013 PLAYOFF PLAYER GAME-BY-GAME

4 MARK EATON • D

DATE	OPP	GP	GOALS	ASSISTS	POINTS	PIM	SHIFTS	TOI	WON	LOST	PCT	SHOTS	B/S	Hits	+/-	REMARKS
5/1	NYI	1	0	1	1	0	26	19:00	-	-	-	0	8	0	2	8 BLOCKED SHOTS TIED CAREER HIGH
5/3	NYI	1	0	1	1	0	23	19:23	-	-	-	2	3	0	1	
5/5	@NYI	1	0	0	0	0	29	23:47	-	-	-	1	2	2	-2	
5/7	@NYI	1	0	0	0	0	16	10:28	-	-	-	0	1	0	-2	
5/9	NYI	-	-	-	-	-	-	-	-	-	-	-	-	-	-	DND
5/11	@NYI	-	-	-	-	-	-	-	-	-	-	-	-	-	-	DND
5/14	OTT	-	-	-	-	-	-	-	-	-	-	-	-	-	-	DND
5/17	OTT	-	-	-	-	-	-	-	-	-	-	-	-	-	-	DND
5/19	@OTT	1	0	0	0	0	25	16:35	-	-	-	1	1	0	-1	
5/22	@OTT	1	0	0	0	0	21	17:41	-	-	-	1	1	0	3	
5/24	OTT	1	0	1	1	0	21	16:37	-	-	-	1	1	1	2	
Postseason Totals		7	0	3	3	0	161	17:39	-	-	-	6	17	3	3	

5 DERYK ENGELLAND • D

DATE	OPP	GP	GOALS	ASSISTS	POINTS	PIM	SHIFTS	TOI	WON	LOST	PCT	SHOTS	B/S	Hits	+/-	REMARKS
5/1	NYI	1	0	0	0	0	18	16:15	-	-	-	0	3	1	E	
5/3	NYI	1	0	0	0	4	17	12:23	-	-	-	0	1	2	-1	
5/5	@NYI	-	-	-	-	-	-	-	-	-	-	-	-	-	-	DND
5/7	@NYI	-	-	-	-	-	-	-	-	-	-	-	-	-	-	DND
5/9	NYI	-	-	-	-	-	-	-	-	-	-	-	-	-	-	DND
5/11	@NYI	-	-	-	-	-	-	-	-	-	-	-	-	-	-	DND
5/14	OTT	1	0	0	0	2	18	13:30	-	-	-	1	1	1	-1	
5/17	OTT	1	0	0	0	0	13	08:49	-	-	-	1	0	0	-2	
5/19	@OTT	-	-	-	-	-	-	-	-	-	-	-	-	-	-	DND
5/22	@OTT	-	-	-	-	-	-	-	-	-	-	-	-	-	-	DND
5/24	OTT	-	-	-	-	-	-	-	-	-	-	-	-	-	-	DND
Postseason Totals		4	0	0	0	6	66	12:44	-	-	-	2	5	4	-4	

2013 PLAYOFF PLAYER GAME-BY-GAME

7 PAUL MARTIN • D

DATE	OPP	GP	GOALS	ASSISTS	POINTS	PIM	SHIFTS	TOI	WON	LOST	PCT	SHOTS	B/S	Hits	+/-	REMARKS
5/1	NYI	1	0	1 PP	1	0	26	21:32	-	-	-	2	1	0	2	
5/3	NYI	1	0	0	0	0	28	23:43	-	-	-	0	1	0	E	
5/5	@NYI	1	0	2 1PP	2	0	36	31:33	-	-	-	0	3	3	2	
5/7	@NYI	1	0	0	0	0	30	26:14	-	-	-	2	2	0	E	
5/9	NYI	1	0	1 PP	1	0	25	24:08	-	-	-	0	2	1	E	
5/11	@NYI	1	1	1	2	0	34	30:03	-	-	-	1	5	2	1	3RD PERIOD GAME-TYING GOAL
5/14	OTT	1	1 PP	0	1	0	32	23:47	-	-	-	4	1	1	1	
5/17	OTT	1	0	2	2	0	30	26:14	-	-	-	1	3	0	2	
5/19	@OTT	1	0	0	0	0	39	37:16	-	-	-	2	8	0	E	
5/22	@OTT	1	0	0	0	2	26	23:33	-	-	-	3	2	1	E	
5/24	OTT	1	0	0	0	2	28	23:39	-	-	-	1	2	0	-1	
Postseason Totals		11	2	7	9	4	334	26:31	-	-	-	16	30	8	7	

9 PASCAL DUPUIS • LW

DATE	OPP	GP	GOALS	ASSISTS	POINTS	PIM	SHIFTS	TOI	WON	LOST	PCT	SHOTS	B/S	Hits	+/-	REMARKS
5/1	NYI	1	2	0	2	10	20	15:25	-	-	-	3	2	2	2	2ND CAREER 2-GOAL GAME
5/3	NYI	1	0	1	1	0	24	17:53	-	-	-	4	2	3	-1	
5/5	@NYI	1	1	0	1	0	28	19:29	-	-	-	3	1	4	-1	
5/7	@NYI	1	1	0	1	0	23	16:54	-	-	-	4	2	3	E	
5/9	NYI	1	0	1	1	0	19	16:45	-	-	-	2	0	5	1	
5/11	@NYI	1	1	0	1	0	27	19:03	-	-	-	2	0	1	1	
5/14	OTT	1	1 SH	0	1	0	23	17:37	-	-	-	4	0	4	E	1ST CAREER PLAYOFF SH GOAL
5/17	OTT	1	0	0	0	0	24	17:26	-	-	-	2	0	1	2	
5/19	@OTT	1	0	0	0	0	32	26:25	0	2	0.00	4	1	3	E	
5/22	@OTT	1	1 SH	1	2	0	25	18:03	-	-	-	1	1	2	1	2nd SHG - 2nd TEAM HISTORY
5/24	OTT	1	0	0	0	0	24	18:37	0	1	0.00	0	1	0	-1	
Postseason Totals		11	7	3	10	10	269	18:31	0	3	0.00	29	10	28	4	

2013 PLAYOFF PLAYER GAME-BY-GAME

10 BRENDEN MORROW • LW

DATE	OPP	GP	GOALS	ASSISTS	POINTS	PIM	SHIFTS	TOI	WON	LOST	PCT	SHOTS	B/S	Hits	+/-	REMARKS	
5/1	NYI	1	0	0	0	0	23	15:53	-	-	-	0	0	5	E	1ST PLAYOFF GAME W/PGH	
5/3	NYI	1	0	0	0	0	16	14:51	1	0	1.00	0	1	3	E		
5/5	@NYI	1	0	0	0	0	24	18:03	0	1	0.00	1	1	3	-2		
5/7	@NYI	1	0	1	1	0	21	15:59	-	-	-	2	0	3	-1	1ST PLAYOFF POINT W/PGH	
5/9	NYI	1	0	0	0	2	17	12:25	-	-	-	0	0	4	E		
5/11	@NYI	1	0	0	0	2	18	11:21	-	-	-	0	1	2	E		
5/14	OTT	1	0	1	PP	1	2	10:31	0	1	0.00	1	1	2	E		
5/17	OTT	1	1	0		1	0	19	14:01	-	-	-	2	0	4	E	GWG
5/19	@OTT	1	0	0		0	0	26	16:21	-	-	-	1	0	1	E	
5/22	@OTT	-	-	-	-	-	-	-	-	-	-	-	-	-	-	DND	
5/24	OTT	1	1	0		1	0	17	10:22	-	-	-	1	0	0	1	
Postseason Totals		10	2	2		4	6	198	13:59	1	2	0.33	8	4	27	-2	

12 JAROME IGINLA • RW

DATE	OPP	GP	GOALS	ASSISTS	POINTS	PIM	SHIFTS	TOI	WON	LOST	PCT	SHOTS	B/S	Hits	+/-	REMARKS	
5/1	NYI	1	0	2	1PP	2	10	17	14:45	1	1	0.50	2	0	1	1	1ST PLAYOFF POINT W/PGH
5/3	NYI	1	0	2	1PP	2	2	22	17:59	1	0	1.00	2	0	2	-1	
5/5	@NYI	1	1	PP	0	1	2	23	17:06	-	-	-	1	0	2	-1	1ST PLAYOFF GOAL W/PGH
5/7	@NYI	1	0	2		2	0	22	18:32	0	1	0.00	2	1	3	-1	
5/9	NYI	1	0	1		1	0	19	15:34	-	-	-	2	0	0	1	
5/11	@NYI	1	1	0		1	0	24	17:30	-	-	-	2	1	1	E	
5/14	OTT	1	0	1	PP	1	0	19	14:49	-	-	-	2	1	1	-1	
5/17	OTT	1	0	0		0	0	17	15:47	1	0	1.00	8	1	0	-1	
5/19	@OTT	1	0	0		0	0	25	18:37	-	-	-	2	1	1	E	
5/22	@OTT	1	2	1PP	0	2	0	19	13:56	1	4	0.20	4	0	0	2	
5/24	OTT	1	0	0		0	0	16	10:09	-	-	-	2	0	0	1	
Postseason Totals		11	4	8		12	14	223	15:53	4	6	0.40	29	5	11	0	

2013 PLAYOFF PLAYER GAME-BY-GAME

14 CHRIS KUNITZ • LW

DATE	OPP	GP	GOALS	ASSISTS	POINTS	PIM	SHIFTS	TOI	WON	LOST	PCT	SHOTS	B/S	Hits	+/-	REMARKS	
5/1	NYI	1	0		0	0	21	15:54	-	-	-	1	1	2	E		
5/3	NYI	1	0		0	0	22	20:19	-	-	-	0	2	3	E		
5/5	@NYI	1	2	2PP	1	3	0	26	22:03	-	-	-	5	1	4	-1	1ST PLAYOFF OT GWG
5/7	@NYI	1	0		1	1	0	20	16:45	-	-	-	2	0	2	E	
5/9	NYI	1	0		1	1	0	19	14:13	-	-	-	1	0	2	1	
5/11	@NYI	1	0		0	0	0	26	19:25	1	0	1.00	2	0	1	-1	
5/14	OTT	1	1	PP	1	2	0	17	13:05	0	1	0.00	2	0	5	1	
5/17	OTT	1	0		1	1	0	23	18:25	-	-	-	3	0	4	2	
5/19	@OTT	1	0		0	0	0	33	28:59	-	-	-	2	0	4	-1	
5/22	@OTT	1	1		0	1	0	16	11:49	-	-	-	1	0	2	-1	
5/24	OTT	1	0		0	0	2	21	14:30	-	-	-	1	0	0	E	
Postseason Totals		11	4		5	9	2	244	17:46	1	1	0.50	20	4	29	0	

15 TANNER GLASS • LW

DATE	OPP	GP	GOALS	ASSISTS	POINTS	PIM	SHIFTS	TOI	WON	LOST	PCT	SHOTS	B/S	Hits	+/-	REMARKS
5/1	NYI	1	1	0	1	0	17	12:41	2	2	0.50	1	1	6	1	1ST NHL PLAYOFF GOAL
5/3	NYI	1	0	0	0	0	8	04:55	-	-	-	0	0	1	E	
5/5	@NYI	1	0	0	0	2	13	08:08	0	1	0.00	1	0	1	E	
5/7	@NYI	1	0	0	0	0	9	05:26	-	-	-	1	0	0	-1	
5/9	NYI	-	-	-	-	-	-	-	-	-	-	-	-	-	-	DND
5/11	@NYI	-	-	-	-	-	-	-	-	-	-	-	-	-	-	DND
5/14	OTT	-	-	-	-	-	-	-	-	-	-	-	-	-	-	DND
5/17	OTT	-	-	-	-	-	-	-	-	-	-	-	-	-	-	DND
5/19	@OTT	1	0	0	0	2	18	09:56	0	2	0.00	0	1	2	E	
5/22	@OTT	-	-	-	-	-	-	-	-	-	-	-	-	-	-	DND
5/24	OTT	-	-	-	-	-	-	-	-	-	-	-	-	-	-	DND
Postseason Totals		5	1	0	1	4	65	08:13	2	5	0.29	3	2	10	0	

2013 PLAYOFF PLAYER GAME-BY-GAME

16 BRANDON SUTTER • C

DATE	OPP	GP	GOALS	ASSISTS	POINTS	PIM	SHIFTS	TOI	WON	LOST	PCT	SHOTS	B/S	Hits	+/-	REMARKS
5/1	NYI	1	0	0	0	0	25	17:13	8	11	0.42	0	1	1	E	1ST NHL PLAYOFF GAME
5/3	NYI	1	0	0	0	0	15	13:00	6	7	0.46	1	0	0	E	
5/5	@NYI	1	0	0	0	0	21	15:40	5	5	0.50	2	0	1	E	
5/7	@NYI	1	1	0	1	0	22	14:26	8	5	0.62	1	0	4	E	1ST NHL PLAYOFF GOAL
5/9	NYI	1	0	1	1	0	19	15:09	8	4	0.67	1	1	2	1	1ST NHL PLAYOFF ASSIST
5/11	@NYI	1	0	0	0	0	24	17:18	5	13	0.28	1	2	1	E	
5/14	OTT	1	0	0	0	0	22	16:18	7	5	0.58	2	1	0	E	
5/17	OTT	1	0	0	0	0	24	14:16	9	7	0.56	2	5	1	E	
5/19	@OTT	1	0	0	0	0	36	25:02	21	15	0.58	5	1	0	-1	
5/22	@OTT	1	0	0	0	0	23	15:14	8	10	0.44	3	1	2	E	
5/24	OTT	1	0	0	0	0	24	16:18	8	6	0.57	1	1	0	E	
Postseason Totals		11	1	1	2	0	255	16:21	93	88	0.51	19	13	12	0	

17 DUSTIN JEFFREY • C

DATE	OPP	GP	GOALS	ASSISTS	POINTS	PIM	SHIFTS	TOI	WON	LOST	PCT	SHOTS	B/S	Hits	+/-	REMARKS
5/1	NYI	-	-	-	-	-	-	-	-	-	-	-	-	-	-	DND
5/3	NYI	-	-	-	-	-	-	-	-	-	-	-	-	-	-	DND
5/5	@NYI	-	-	-	-	-	-	-	-	-	-	-	-	-	-	DND
5/7	@NYI	-	-	-	-	-	-	-	-	-	-	-	-	-	-	DND
5/9	NYI	-	-	-	-	-	-	-	-	-	-	-	-	-	-	DND
5/11	@NYI	-	-	-	-	-	-	-	-	-	-	-	-	-	-	DND
5/14	OTT	-	-	-	-	-	-	-	-	-	-	-	-	-	-	DND
5/17	OTT	-	-	-	-	-	-	-	-	-	-	-	-	-	-	DND
5/19	@OTT	-	-	-	-	-	-	-	-	-	-	-	-	-	-	DND
5/22	@OTT	-	-	-	-	-	-	-	-	-	-	-	-	-	-	DND
5/24	OTT	-	-	-	-	-	-	-	-	-	-	-	-	-	-	DND
Postseason Totals		0	0	0	0	0	0	0	0	0		0	0	0	0	

2013 PLAYOFF PLAYER GAME-BY-GAME

18 JAMES NEAL • RW

DATE	OPP	GP	GOALS	ASSISTS	POINTS	PIM	SHIFTS	TOI	WON	LOST	PCT	SHOTS	B/S	Hits	+/-	REMARKS
5/1	NYI	1	0	0	0	0	10	08:09	-	-	-	1	0	0	E	
5/3	NYI	-	-	-	-	-	-	-	-	-	-	-	-	-	-	INJURED
5/5	@NYI	-	-	-	-	-	-	-	-	-	-	-	-	-	-	INJURED
5/7	@NYI	1	1	0	1	0	24	16:19	-	-	-	2	0	2	1	
5/9	NYI	1	0	0	0	2	18	13:55	-	-	-	3	0	1	1	
5/11	@NYI	1	0	0	0	0	27	19:34	-	-	-	1	0	1	-1	
5/14	OTT	1	0	1	1	6	23	14:03	-	-	-	1	0	4	1	
5/17	OTT	1	0	1	1	0	20	16:38	-	-	-	4	0	1	-1	
5/19	@OTT	1	0	0	0	0	30	23:30	0	1	0.00	5	0	1	E	
5/22	@OTT	1	2	1PP	1	3	18	15:13	0	1	0.00	9	0	1	1	GWG
5/24	OTT	1	3	1PP	1	4	18	12:42	0	0	0.00	5	0	0	2	1ST PLAYOFF HAT TRICK
Postseason Totals		9	6	4	10	8	188	15:34	0	2	0.00	31	0	11	4	

19 BEAU BENNETT • LW

DATE	OPP	GP	GOALS	ASSISTS	POINTS	PIM	SHIFTS	TOI	WON	LOST	PCT	SHOTS	B/S	Hits	+/-	REMARKS
5/1	NYI	1	1	PP	0	1	16	13:58	-	-	-	2	1	1	1	1ST NHL PLAYOFF GOAL/GWG
5/3	NYI	1	0	0	0	0	10	07:19	-	-	-	2	2	1	E	
5/5	@NYI	1	0	0	0	0	17	10:54	-	-	-	0	0	2	1	
5/7	@NYI	-	-	-	-	-	-	-	-	-	-	-	-	-	-	DND
5/9	NYI	-	-	-	-	-	-	-	-	-	-	-	-	-	-	DND
5/11	@NYI	-	-	-	-	-	-	-	-	-	-	-	-	-	-	DND
5/14	OTT	-	-	-	-	-	-	-	-	-	-	-	-	-	-	DND
5/17	OTT	-	-	-	-	-	-	-	-	-	-	-	-	-	-	DND
5/19	@OTT	-	-	-	-	-	-	-	-	-	-	-	-	-	-	DND
5/22	@OTT	1	0	0	0	0	18	10:54	-	-	-	2	0	1	1	
5/24	OTT	-	-	-	-	-	-	-	-	-	-	-	-	-	-	DND
Postseason Totals		4	1	0	1	0	61	10:46	-	-	-	6	3	5	3	

2013 PLAYOFF PLAYER GAME-BY-GAME

24 MATT COOKE • LW

DATE	OPP	GP	GOALS	ASSISTS	POINTS	PIM	SHIFTS	TOI	WON	LOST	PCT	SHOTS	B/S	Hits	+/-	REMARKS
5/1	NYI	1	0	0	0	2	25	15:51	-	-	-	2	0	2	E	
5/3	NYI	1	0	0	0	2	19	15:21	1	0	1.00	1	1	5	E	
5/5	@NYI	1	0	0	0	4	22	15:19	-	-	-	3	0	2	E	
5/7	@NYI	1	0	0	0	4	19	12:50	-	-	-	1	0	5	1	
5/9	NYI	1	0	0	0	0	18	15:51	-	-	-	1	1	6	1	
5/11	@NYI	1	0	0	0	2	25	18:27	0	1	0.00	1	0	5	1	
5/14	OTT	1	0	0	0	0	18	14:20	-	-	-	1	0	5	1	
5/17	OTT	1	0	0	0	0	22	13:13	-	-	-	0	0	3	E	
5/19	@OTT	1	0	1	1	0	32	21:07	-	-	-	1	1	6	E	
5/22	@OTT	1	0	1	SH	1	2	13:59	-	-	-	2	1	2	1	
5/24	OTT	1	0	1		1	2	14:26	0	0	0.00	2	2	5	E	
Postseason Totals		11	0	3	3	18	244	15:31	1	1	0.50	15	6	46	5	

27 CRAIG ADAMS • RW

DATE	OPP	GP	GOALS	ASSISTS	POINTS	PIM	SHIFTS	TOI	WON	LOST	PCT	SHOTS	B/S	Hits	+/-	REMARKS
5/1	NYI	1	0	1	1	0	18	15:31	3	4	0.43	2	0	4	2	
5/3	NYI	1	0	0	0	0	13	09:00	3	1	0.75	1	0	2	E	
5/5	@NYI	1	0	0	0	0	18	14:21	2	1	0.67	1	0	1	E	
5/7	@NYI	1	0	0	0	0	10	08:36	3	2	0.60	1	0	0	E	
5/9	NYI	1	0	0	0	10	17	12:53	2	1	0.67	0	0	1	E	
5/11	@NYI	1	0	0	0	0	16	11:36	-	-	-	0	0	0	E	
5/14	OTT	1	0	0	0	0	22	14:06	1	3	0.25	0	2	3	E	
5/17	OTT	1	0	0	0	0	13	10:10	-	-	-	0	0	0	E	
5/19	@OTT	1	0	0	0	0	23	15:06	1	4	0.20	1	1	6	E	
5/22	@OTT	1	0	0	0	0	20	15:10	0	2	0.00	2	1	1	E	
5/24	OTT	1	0	0	0	0	16	11:42	0	1	0.00	2	2	2	E	
Postseason Totals		11	0	1	1	10	186	12:34	15	19	0.44	10	6	20	2	

2013 PLAYOFF PLAYER GAME-BY-GAME

36 JUSSI JOKINEN • C

DATE	OPP	GP	GOALS	ASSISTS	POINTS	PIM	SHIFTS	TOI	WON	LOST	PCT	SHOTS	B/S	Hits	+/-	REMARKS
5/1	NYI	1	0	2	2	0	20	12:42	7	5	0.58	3	1	1	2	1ST PLAYOFF POINT W/PGH
5/3	NYI	1	0	0	0	0	18	11:30	7	1	0.88	0	1	0	E	
5/5	@NYI	1	0	0	0	0	19	12:13	4	7	0.36	0	1	1	-1	
5/7	@NYI	1	0	0	0	0	14	07:29	6	0	1.00	1	1	0	E	
5/9	NYI	-	-	-	-	-	-	-	-	-	-	-	-	-	-	DND
5/11	@NYI	-	-	-	-	-	-	-	-	-	-	-	-	-	-	DND
5/14	OTT	-	-	-	-	-	-	-	-	-	-	-	-	-	-	DND
5/17	OTT	-	-	-	-	-	-	-	-	-	-	-	-	-	-	DND
5/19	@OTT	-	-	-	-	-	-	-	-	-	-	-	-	-	-	DND
5/22	@OTT	1	0	1	PP	1	2	12:11	6	4	0.60	2	0	2	E	
5/24	OTT	1	0	0		0	2	12:27	9	5	0.64	0	0	0	2	
Postseason Totals		6	0	3		3	4	113	11:25	39	22	0.64	6	4	4	3

41 ROBERT BORTUZZO • D

DATE	OPP	GP	GOALS	ASSISTS	POINTS	PIM	SHIFTS	TOI	WON	LOST	PCT	SHOTS	B/S	Hits	+/-	REMARKS
5/1	NYI	-	-	-	-	-	-	-	-	-	-	-	-	-	-	DND
5/3	NYI	-	-	-	-	-	-	-	-	-	-	-	-	-	-	DND
5/5	@NYI	-	-	-	-	-	-	-	-	-	-	-	-	-	-	DND
5/7	@NYI	-	-	-	-	-	-	-	-	-	-	-	-	-	-	DND
5/9	NYI	-	-	-	-	-	-	-	-	-	-	-	-	-	-	DND
5/11	@NYI	-	-	-	-	-	-	-	-	-	-	-	-	-	-	DND
5/14	OTT	-	-	-	-	-	-	-	-	-	-	-	-	-	-	DND
5/17	OTT	-	-	-	-	-	-	-	-	-	-	-	-	-	-	DND
5/19	@OTT	-	-	-	-	-	-	-	-	-	-	-	-	-	-	DND
5/22	@OTT	-	-	-	-	-	-	-	-	-	-	-	-	-	-	DND
5/24	OTT	-	-	-	-	-	-	-	-	-	-	-	-	-	-	DND
Postseason Totals		0	0	0		0	0	0	-	-	-	0	0	0	0	

2013 PLAYOFF PLAYER GAME-BY-GAME

44 BROOKS ORPIK • D

DATE	OPP	GP	GOALS	ASSISTS	POINTS	PIM	SHIFTS	TOI	WON	LOST	PCT	SHOTS	B/S	Hits	+/-	REMARKS
5/1	NYI	-	-	-	-	-	-	-	-	-	-	-	-	-	-	INJ - LOWER BODY
5/3	NYI	-	-	-	-	-	-	-	-	-	-	-	-	-	-	INJ - LOWER BODY
5/5	@NYI	-	-	-	-	-	-	-	-	-	-	-	-	-	-	INJ - LOWER BODY
5/7	@NYI	1	0	0	0	2	25	18:44	-	-	-	0	2	1	-1	
5/9	NYI	1	0	0	0	0	25	23:21	-	-	-	1	3	3	1	
5/11	@NYI	1	1	0	1	0	36	27:17	-	-	-	2	0	5	2	1ST PLAYOFF GOAL/OVERTIME GWG
5/14	OTT	1	0	0	0	0	29	24:03	-	-	-	1	2	4	1	
5/17	OTT	1	0	0	0	2	26	22:08	-	-	-	0	3	2	E	
5/19	@OTT	1	0	0	0	0	37	35:47	-	-	-	0	6	4	E	
5/22	@OTT	1	0	0	0	0	24	23:42	-	-	-	0	4	3	1	
5/24	OTT	1	0	1	1	0	28	22:30	-	-	-	1	1	2	2	
Postseason Totals		8	1	1	2	4	230	24:41	-	-	-	5	21	24	6	

46 JOE VITALE • C

DATE	OPP	GP	GOALS	ASSISTS	POINTS	PIM	SHIFTS	TOI	WON	LOST	PCT	SHOTS	B/S	Hits	+/-	REMARKS
5/1	NYI	-	-	-	-	-	-	-	-	-	-	-	-	-	-	DND
5/3	NYI	-	-	-	-	-	-	-	-	-	-	-	-	-	-	DND
5/5	@NYI	-	-	-	-	-	-	-	-	-	-	-	-	-	-	DND
5/7	@NYI	-	-	-	-	-	-	-	-	-	-	-	-	-	-	DND
5/9	NYI	1	0	0	0	2	15	10:18	9	1	0.90	1	0	3	E	
5/11	@NYI	1	0	1	1	0	14	08:10	5	5	0.50	1	1	0	1	1ST PLAYOFF ASSIST/POINT
5/14	OTT	1	0	0	0	2	16	10:44	2	5	0.29	0	0	3	E	
5/17	OTT	1	0	0	0	0	12	09:26	7	7	0.50	0	0	1	-1	
5/19	@OTT	-	-	-	-	-	-	-	-	-	-	-	-	-	-	DND
5/22	@OTT	-	-	-	-	-	-	-	-	-	-	-	-	-	-	DND
5/24	OTT	-	-	-	-	-	-	-	-	-	-	-	-	-	-	DND
Postseason Totals		4	0	1	1	4	57	09:39	23	18	0.56	2	1	7	0	

2013 PLAYOFF PLAYER GAME-BY-GAME

47 SIMON DESPRES • D

DATE	OPP	GP	GOALS	ASSISTS	POINTS	PIM	SHIFTS	TOI	WON	LOST	PCT	SHOTS	B/S	Hits	+/-	REMARKS
5/1	NYI	-	-	-	-	-	-	-	-	-	-	-	-	-	-	DND
5/3	NYI	-	-	-	-	-	-	-	-	-	-	-	-	-	-	DND
5/5	@NYI	1	0	0	0	0	9	06:12	-	-	-	0	1	0	-2	
5/7	@NYI	-	-	-	-	-	-	-	-	-	-	-	-	-	-	DND
5/9	NYI	1	0	0	0	0	20	14:10	-	-	-	0	2	1	1	
5/11	@NYI	1	0	0	0	0	19	12:59	-	-	-	0	2	1	1	
5/14	OTT	-	-	-	-	-	-	-	-	-	-	-	-	-	-	DND
5/17	OTT	-	-	-	-	-	-	-	-	-	-	-	-	-	-	DND
5/19	@OTT	-	-	-	-	-	-	-	-	-	-	-	-	-	-	DND
5/22	@OTT	-	-	-	-	-	-	-	-	-	-	-	-	-	-	DND
5/24	OTT	-	-	-	-	-	-	-	-	-	-	-	-	-	-	DND
Postseason Totals		3	0	0	0	0	48	11:07	-	-	-	0	5	2	0	

48 TYLER KENNEDY • RW

DATE	OPP	GP	GOALS	ASSISTS	POINTS	PIM	SHIFTS	TOI	WON	LOST	PCT	SHOTS	B/S	Hits	+/-	REMARKS
5/1	NYI	-	-	-	-	-	-	-	-	-	-	-	-	-	-	DND
5/3	NYI	-	-	-	-	-	-	-	-	-	-	-	-	-	-	DND
5/5	@NYI	-	-	-	-	-	-	-	-	-	-	-	-	-	-	DND
5/7	@NYI	-	-	-	-	-	-	-	-	-	-	-	-	-	-	DND
5/9	NYI	1	1	0	1	0	18	14:19	2	1	0.67	4	0	0	1	6TH PLAYOFF GWG
5/11	@NYI	1	0	1	1	0	19	14:56	0	1	0.00	1	1	1	1	
5/14	OTT	1	0	0	0	2	15	11:20	-	-	-	0	1	2	E	
5/17	OTT	1	0	0	0	0	14	12:10	1	1	0.50	1	0	1	1	
5/19	@OTT	1	1	0	1	0	24	11:00	-	-	-	2	0	1	1	
5/22	@OTT	1	0	1	1	0	19	12:27	-	-	-	1	0	4	1	
5/24	OTT	1	0	1	1	0	18	12:46	-	-	-	0	0	2	1	
Postseason Totals		7	2	3	5	2	127	12:43	3	3	0.50	9	2	11	6	

2013 PLAYOFF PLAYER GAME-BY-GAME

58 KRIS LETANG • D

DATE	OPP	GP	GOALS	ASSISTS	POINTS	PIM	SHIFTS	TOI	WON	LOST	PCT	SHOTS	B/S	Hits	+/-	REMARKS
5/1	NYI	1	1	PP	0	1	2	27	25:20	-	-	-	3	1	4	2
5/3	NYI	1	0		0	0	0	29	29:04	-	-	-	1	3	4	E
5/5	@NYI	1	0		2	2PP	2	0	38	33:33	-	-	-	0	1	5 -1
5/7	@NYI	1	0		1	1	0	29	26:17	-	-	-	2	3	0	E
5/9	NYI	1	1	PP	1	2	0	28	24:21	-	-	-	5	1	0	2
5/11	@NYI	1	0		0	0	0	36	28:02	-	-	-	1	0	2	E
5/14	OTT	1	0		1	PP	1	2	26	23:40	-	-	-	2	2	1 1
5/17	OTT	1	0		2	1PP	2	2	28	24:15	-	-	-	5	2	0 E
5/19	@OTT	1	0		0	0	0	39	36:52	-	-	-	7	4	3	-1
5/22	@OTT	1	0		4	2PP	4	0	23	21:27	-	-	-	1	1	1 1 CAREER-HIGH 4 ASSISTS
5/24	OTT	1	1		2	1PP	3	0	23	24:19	-	-	-	6	1	3 3 GWG
Postseason Totals		11	3		13	16	6	326	27:01	-	-	-	33	19	23	7

71 EVGENI MALKIN • C

DATE	OPP	GP	GOALS	ASSISTS	POINTS	PIM	SHIFTS	TOI	WON	LOST	PCT	SHOTS	B/S	Hits	+/-	REMARKS
5/1	NYI	1	0	2	2PP	2	2	21	17:16	9	9	0.50	4	0	0	E
5/3	NYI	1	1	1	PP	2	0	24	20:52	3	2	0.60	10	0	1	E
5/5	@NYI	1	0	2	1PP	2	0	27	23:29	5	6	0.45	1	1	0	E
5/7	@NYI	1	1	1		2	9	24	21:05	4	7	0.36	3	0	1	-1
5/9	NYI	1	0	1		1	2	19	15:08	6	5	0.55	3	0	0	1
5/11	@NYI	1	0	2		2	0	28	20:20	6	11	0.35	1	1	0	E
5/14	OTT	1	1	1	PP	2	2	21	15:56	8	5	0.62	2	0	0	1 GWG
5/17	OTT	1	0	1	PP	1	2	20	18:49	3	7	0.30	4	1	0	-1
5/19	@OTT	1	0	0		0	0	29	29:51	3	5	0.38	10	1	0	-1
5/22	@OTT	1	0	0		0	0	20	17:13	3	6	0.33	4	0	1	2
5/24	OTT	1	1	1		2	2	21	15:50	2	6	0.25	4	0	0	2
Postseason Totals		11	4	12		16	19	254	19:37	52	69	0.43	46	4	3	3

2013 PLAYOFF PLAYER GAME-BY-GAME

87 SIDNEY CROSBY • C

DATE	OPP	GP	GOALS	ASSISTS	POINTS	PIM	SHIFTS	TOI	WON	LOST	PCT	SHOTS	B/S	Hits	+/-	REMARKS
5/1	NYI	-	-	-	-	-	-	-	-	-	-	-	-	-	-	INJ - BROKEN JAW
5/3	NYI	1	2	1PP	0	2	0	26	23:21	14	12	0.54	8	0	0	-1
5/5	@NYI	1	0	3	2PP	3	0	26	24:08	13	11	0.54	4	2	0	-1
5/7	@NYI	1	0	1		1	0	24	20:58	4	14	0.22	3	1	0	-1
5/9	NYI	1	1	1	PP	2	0	21	19:25	10	8	0.56	2	1	0	1
5/11	@NYI	1	0	1		1	0	26	20:44	12	13	0.48	5	0	0	1
5/14	OTT	1	0	0		0	0	21	17:04	8	11	0.42	4	0	1	-1
5/17	OTT	1	3	1PP	0	3	0	25	20:56	10	13	0.43	6	1	0	2
5/19	@OTT	1	0	0		0	2	35	33:08	22	21	0.51	3	0	1	E
5/22	@OTT	1	1	1	PP	2	0	24	18:03	13	7	0.65	6	0	0	-1
5/24	OTT	1	0	1	PP	1	2	24	19:57	21	10	0.68	5	0	0	E
Postseason Totals		10	7	8		15	4	252	21:46	127	120	0.51	46	5	2	-1

4TH TEAM
HISTORY W/61
ASSISTS2ND PLAYOFF
HAT TRICK



VISITOR

Game Summary

HOME



0



Eastern Conference Quarterfinals
Wednesday, May 1, 2013
Attendance 18,612 at CONSOL Energy Center

Start 7:40 EDT; End 10:09 EDT

Game 0111

Final



5



NEW YORK ISLANDERS
Game 1 Away Game 1

PITTSBURGH PENGUINS
Game 1 Home Game 1

SCORING SUMMARY

G	Per	Time	Str	Team	Goal Scorer	Assist	Assist	NYI on Ice	PIT on Ice
1	1	3:30	PP	PIT	19 B.BENNETT(1)	71 E.MALKIN(1)	7 P.MARTIN(1)	3, 16, 20, 40, 47	7, 10, 19, 29, 58, 71
2	1	13:23	EV	PIT	9 P.DUPUIS(1)	27 C.ADAMS(1)	12 J.IGINLA(1)	3, 10, 17, 20, 40, 47	7, 9, 12, 27, 29, 58
3	2	1:19	PP	PIT	58 K.LETANG(1)	12 J.IGINLA(2)	71 E.MALKIN(2)	2, 3, 20, 47, 51	12, 14, 18, 29, 58, 71
4	2	1:51	EV	PIT	9 P.DUPUIS(2)	4 M.EATON(1)	36 J.JOKINEN(1)	11, 14, 20, 24, 26, 91	4, 7, 9, 19, 29, 36
5	2	13:07	EV	PIT	15 T.GLASS(1)	36 J.JOKINEN(2)		2, 16, 17, 37, 53, 60	4, 15, 27, 29, 36, 58

NEW YORK ISLANDERS

PITTSBURGH PENGUINS

PENALTY SUMMARY

#	Per	Time	Player	PIM	Penalty
1	1	1:40	37 B.STRAIT	2	Interference
2	1	19:16	2 M.STREIT	2	Holding
3	2	0:54	16 M.REASONER	2	Tripping
4	3	17:50	16 M.REASONER	5	Kneeing (maj)
5	3	17:50	16 M.REASONER	10	Game Misconduct
6	3	17:50	3 T.HAMONIC	10	Misconduct (10 min)
7	3	17:50	26 M.MOULSON	10	Misconduct (10 min)
8	3	17:50	53 C.CIZIKAS	10	Misconduct (10 min)
TOT (PN-PIM) 8-51					
Power Plays (Goals-Opp./PPTIME) 0-4/08:00					

#	Per	Time	Player	PIM	Penalty
1	1	15:01	24 M.COOKE	2	Interference
2	2	13:45	58 K.LETANG	2	Hooking
3	2	19:51	71 E.MALKIN	2	Hi-sticking
4	3	3:04	3 D.MURRAY	2	Holding
5	3	17:50	3 D.MURRAY	10	Misconduct (10 min)
6	3	17:50	9 P.DUPUIS	10	Misconduct (10 min)
7	3	17:50	12 J.IGINLA	10	Misconduct (10 min)
TOT (PN-PIM) 7-38					
Power Plays (Goals-Opp./PPTIME) 2-4/06:03					

BY PERIOD

Per	Goals	Shots	PN	PIM
1	0	8	2	4
2	0	10	1	2
3	0	8	5	45
TOT	0	26	8	51

Per	Goals	Shots	PN	PIM
1	2	13	1	2
2	3	8	2	4
3	0	5	4	32
TOT	5	26	7	38

POWER PLAYS (Goals-Occurrences / Time)

5v4	5v3	4v3
0-4/08:00		

5v4	5v3	4v3
2-3/05:41	0-1/00:22	

EVEN STRENGTH (Goals-Occurrences / Time)

5v5	4v4	3v3	TOT
0-7/45:57			0-7/45:57

5v5	4v4	3v3	TOT
3-7/45:57			3-7/45:57

GOALTENDER SUMMARY

NEW YORK ISLANDERS				TOI				GOALS-SHOTS AGAINST			
				EV	PP	SH	TOT	1	2	3	TOT
20	G	NABOKOV, EVGENI (L)		15:58	02:00	03:53	21:51	2-13	2-2		4-15
60	G	POULIN, KEVIN		29:59	06:00	02:10	38:09		1-6	0-5	1-11
TEAM TOTALS				45:57	08:00	06:03	60:00	2-13	3-8	0-5	5-26

PITTSBURGH PENGUINS				TOI				GOALS-SHOTS AGAINST			
				EV	PP	SH	TOT	1	2	3	TOT
29	G	FLEURY, MARC-ANDRE (W)		45:47	06:03	08:00	59:50	0-8	0-10	0-8	0-26
92	G	VOKOUN, TOMAS									
EMPTY NET				00:10	00:00	00:00	00:10				
TEAM TOTALS				45:57	06:03	08:00	60:00	0-8	0-10	0-8	0-26

OFFICIALS

Referee
#4 Wes McCauley
#33 Kevin Pollock
Standby
#25 Marc Joannette

Linesman
#59 Steve Barton
#54 Greg Devorski
Standby

3 STARS By:Consol Energy Center Media

1. PIT G 29 M.FLEURY
2. PIT L 9 P.DUPUIS
3. PIT R 12 J.IGINLA

VISITOR

Event Summary

HOME



0



Eastern Conference Quarterfinals
Wednesday, May 1, 2013
Attendance 18,612 at CONSOL Energy
Center
Start 7:40 EDT; End 10:09 EDT
Game 0111
Final



5



NEW YORK ISLANDERS
Game 1 Away Game 1

PITTSBURGH PENGUINS
Game 1 Home Game 1

SHOTS SUMMARY (Goals-Shots On Goal)

EV		PP		SH		TOT	
0-19		0-6		0-1		0-26	
5v5	5v4	5v3	4v5	4v4	4v3	3v5	3v4
0-19	0-6	0-1					

EV		PP		SH		TOT	
3-18		2-8				5-26	
5v5	5v4	5v3	4v5	4v4	4v3	3v5	3v4
3-18	2-8						

FACE-OFF SUMMARY (Face-offs Won-Face-offs Total / Percentage)

EV	PP	SH	TOT
25-43/58%	3-8/38%	4-11/36%	32-62/52%

EV	PP	SH	TOT
18-43/42%	7-11/64%	5-8/63%	30-62/48%

TEAM SUMMARY

NEW YORK ISLANDERS		G	A	P	+/-	PN	PIM	TOI						S	A/B	MS	HT	GV	TK	BS	FW	FL	F%	
								TOT	SHF	AVG	PP	SH	EV											
2	D	STREIT, MARK				-1	1	2	20:23	26	00:47	04:59	00:03	15:21	1	1	1			1				
3	D	HAMONIC, TRAVIS				-1	1	10	21:26	26	00:49	02:45	03:46	14:55	1	3		3	1					
10	C	AUCCOIN, KEITH				-1			12:23	15	00:49	00:01	00:00	12:22	1	1		1		1		6	1	86
11	D	VISNOVSKY, LUBOMIR				-1			21:03	24	00:52	05:04	00:45	15:14	5	2		1		1				
12	C	BAILEY, JOSH							15:34	18	00:51	03:28	01:02	11:04	2	1		1	1		1	1	0	100
13	R	MCDONALD, COLIN							11:52	16	00:44	00:01	00:38	11:13		1	1	2				0	2	0
14	D	HICKEY, THOMAS				-1			17:55	23	00:46	00:00	00:55	17:00				2			2			
16	C	REASONER, MARTY				-1	3	17	12:51	16	00:48	00:00	01:08	11:43	3	1		1		1	1	6	6	50
17	L	MARTIN, MATT				-2			13:00	16	00:48	00:00	01:48	11:12				10						
21	R	OKPOSO, KYLE							15:11	16	00:56	03:50	00:00	11:21	1	4	2					2	3	40
24	R	BOYES, BRAD				-1			17:48	18	00:59	04:21	00:00	13:27	2		3	3	1					
26	L	MOULSON, MATT				-1	1	10	16:25	18	00:54	04:09	00:00	12:16	2	2	2	3						
37	D	STRAIT, BRIAN				-1	1	2	16:20	23	00:42	00:01	01:40	14:39	1			2			1			
40	R	GRABNER, MICHAEL				-1			13:20	19	00:42	00:11	03:27	09:42	1	2	1	2			1			
47	D	MACDONALD, ANDREW				-1			22:56	28	00:49	03:11	05:00	14:45	1	2				1	4			
51	C	NIELSEN, FRANS							16:12	21	00:46	03:15	03:20	09:37	4	1		1				6	9	40
53	C	CIZIKAS, CASEY				-1	1	10	11:53	16	00:44	00:00	00:18	11:35	2		2	6	1			1	2	33
91	C	TAVARES, JOHN				-1			17:03	19	00:53	04:44	00:00	12:19		1	2	3				10	7	59
20	G	NABOKOV, EVGENI																						
60	G	POULIN, KEVIN																						
		TEAM TOTALS		0	0	0	-15	8	51						26	22	14	41	4	3	12	32	30	52

PITTSBURGH PENGUINS		G	A	P	+/-	PN	PIM	TOI						S	A/B	MS	HT	GV	TK	BS	FW	FL	F%
								TOT	SHF	AVG	PP	SH	EV										
2	D	NISKANEN, MATT						17:54	22	00:48	00:53	02:00	15:01	2		1			1				
3	D	MURRAY, DOUGLAS				2	12	16:51	24	00:42	00:00	03:09	13:42			5			1				
4	D	EATON, MARK		1	1	+2		19:00	26	00:43	01:17	03:44	13:59		1				8				
5	D	ENGELLAND, DERYK						16:15	18	00:54	02:10	00:27	13:38		1		1		3				
7	D	MARTIN, PAUL		1	1	+2		21:32	26	00:49	00:25	03:49	17:18	2		1		1	1				
9	L	DUPUIS, PASCAL	2	2	+2	1	10	15:25	20	00:46	00:00	03:20	12:05	3		1	2		1	2			
10	L	MORROW, BRENDEN						15:53	23	00:41	01:43	00:35	13:35		1		5						
12	R	IGINLA, JAROME		2	2	+1	1	10	14:45	17	00:52	03:28	00:00	11:17	2	2	3	1			1	1	50
14	L	KUNITZ, CHRIS						15:54	21	00:45	03:28	00:14	12:12	1		2	2		1				
15	L	GLASS, TANNER	1		1	+1		12:41	17	00:44	01:18	02:29	08:54	1			6		1	2	2	50	
16	C	SUTTER, BRANDON						17:13	25	00:41	00:52	02:44	13:37				1		1	1	8	11	42
18	L	NEAL, JAMES						08:09	10	00:48	03:28	00:00	04:41	1	1								
19	R	BENNETT, BEAU	1		1	+1		13:58	16	00:52	01:17	00:00	12:41	2	1	1	1		1				
24	L	COOKE, MATT					1	2	15:51	25	00:38	00:53	02:13	12:45	2			2	1	1			
27	R	ADAMS, CRAIG		1	1	+2		15:31	18	00:51	01:17	03:24	10:50	2			4		2		3	4	43
36	L	JOKINEN, JUSSI		2	2	+2		12:42	20	00:38	00:07	00:54	11:41	3	1		1		1	7	5	58	
58	D	LETANG, KRIS	1		1	+2	1	2	25:20	27	00:56	03:53	02:51	18:36	3	2	1	4		2	1		
71	C	MALKIN, EVGENI		2	2		1	2	17:16	21	00:49	03:46	00:07	13:23	4		1				9	9	50
29	G	FLEURY, MARC-ANDRE																					
92	G	VOKOUN, TOMAS																					
TEAM TOTALS		5	9	14	+15	7	38							26	12	10	36	2	7	22	30	32	48

G=Goals A=Assists P=Points +/-=Plus/Minus PN=Number of Penalties PIM=Penalty Minutes TOI=Time On Ice SHF=# of Shifts AVG=Average Time/Shift S=Shots on Goal A/B=Attempts Blocked MS=Missed Shots HT=Hits Given GV=Giveaways TK=Takeaways BS=Blocked Shots FW=Faceoffs Won FL=Faceoffs Lost F%=Faceoff Win Percentage PP=Power Play SH=Short Handed EV=Even Strength OT=Overtime TOT=Total

VISITOR

Game Summary

HOME



4



Eastern Conference Quarterfinals
Friday, May 3, 2013
Attendance 18,624 at CONSOL Energy
Center

Start 7:10 EDT; End 9:39 EDT

Game 0112

Final



3



NEW YORK ISLANDERS
Game 2 Away Game 2

PITTSBURGH PENGUINS
Game 2 Home Game 2

SCORING SUMMARY

G	Per	Time	Str	Team	Goal	Scorer	Assist	Assist	NYI on Ice	PIT on Ice
1	1	0:43	EV	PIT	71	E.MALKIN(1)	12 J.IGINLA(3)		3, 13, 17, 20, 47, 53	5, 7, 12, 19, 29, 71
2	1	3:19	PP	PIT	87	S.CROSBY(1)	12 J.IGINLA(4)	71 E.MALKIN(3)	7, 11, 20, 40, 51	12, 14, 29, 58, 71, 87
3	1	7:04	PP	NYI	26	M.MOULSON(1)	91 J.TAVARES(1)	2 M.STREIT(1)	2, 11, 20, 24, 26, 91	3, 7, 24, 27, 29
4	1	7:22	EV	PIT	87	S.CROSBY(2)	9 P.DUPUIS(1)	4 M.EATON(2)	3, 12, 20, 21, 47, 51	4, 9, 14, 29, 58, 87
5	2	5:12	EV	NYI	13	C.MCDONALD(1)	10 K.AUCOIN(1)	41 D.ULLSTROM(1)	10, 11, 13, 20, 37, 41	5, 7, 12, 19, 29, 71
6	2	10:37	EV	NYI	17	M.MARTIN(1)	12 J.BAILEY(1)	51 F.NIELSEN(1)	3, 12, 17, 20, 47, 51	5, 9, 12, 29, 58, 87
7	3	12:23	EV	NYI	21	K.OKPOSO(1)	26 M.MOULSON(1)	2 M.STREIT(2)	2, 3, 20, 21, 26, 51	2, 3, 9, 14, 29, 87

NEW YORK ISLANDERS

PITTSBURGH PENGUINS

PENALTY SUMMARY

#	Per	Time	Player	PIM	Penalty
1	1	2:23	47 A.MACDONALD	2	Slashing
2	1	19:31	3 T.HAMONIC	2	Roughing
3	2	4:58	21 K.OKPOSO	5	Fighting (maj)
4	2	6:50	11 L.VISNOVSKY	2	Boarding
5	2	16:31	91 J.TAVARES	4	Hi stick - double minor
TOT (PN-PIM) 5-15					
Power Plays (Goals-Opp./PPTIME) 1-4/06:08					

#	Per	Time	Player	PIM	Penalty
1	1	6:22	5 D.ENGELLAND	2	Cross checking
2	1	10:38	5 D.ENGELLAND	2	Interference
3	1	15:25	3 D.MURRAY	2	Interference
4	1	19:31	24 M.COOKE	2	Slashing
5	2	4:58	2 M.NISKANEN	5	Fighting (maj)
6	2	8:16	12 J.IGINLA	2	Boarding
TOT (PN-PIM) 6-15					
Power Plays (Goals-Opp./PPTIME) 1-4/06:22					

BY PERIOD

Per	Goals	Shots	PN	PIM
1	1	20	2	4
2	2	14	3	11
3	1	8	0	0
TOT	4	42	5	15

Per	Goals	Shots	PN	PIM
1	3	12	4	8
2	0	13	2	7
3	0	8	0	0
TOT	3	33	6	15

POWER PLAYS (Goals-Occurrences / Time)

5v4	5v3	4v3
1-4/06:08		

5v4	5v3	4v3
1-4/06:22		

EVEN STRENGTH (Goals-Occurrences / Time)

5v5	4v4	3v3	TOT
3-8/44:56	0-2/02:34		3-10/47:30

5v5	4v4	3v3	TOT
2-8/44:56	0-2/02:34		2-10/47:30

GOALTENDER SUMMARY

NEW YORK ISLANDERS		TOI				GOALS-SHOTS AGAINST			
		EV	PP	SH	TOT	1	2	3	TOT
20	G NABOKOV, EVGENI (W)	47:30	06:08	06:22	60:00	3-12	0-13	0-8	3-33
60	G POULIN, KEVIN								
TEAM TOTALS		47:30	06:08	06:22	60:00	3-12	0-13	0-8	3-33

PITTSBURGH PENGUINS		TOI				GOALS-SHOTS AGAINST			
		EV	PP	SH	TOT	1	2	3	TOT
29	G FLEURY, MARC-ANDRE (L)	46:36	06:22	06:08	59:06	1-20	2-14	1-8	4-42
92	G VOKOUN, TOMAS								
EMPTY NET		00:54	00:00	00:00	00:54				
TEAM TOTALS		47:30	06:22	06:08	60:00	1-20	2-14	1-8	4-42

OFFICIALS

Referee
#28 Chris Lee
#11 Kelly Sutherland
Standby
#13 Dan O'Halloran

Linesman
#68 Scott Driscoll
#97 Jean Morin
Standby

3 STARS By:Consol Energy Center Medai

1. NYI L 26 M.MOULSON
2. PIT C 87 S.CROSBY
3. NYI R 21 K.OKPOSO

VISITOR

Event Summary

HOME



4



Eastern Conference Quarterfinals
Friday, May 3, 2013
Attendance 18,624 at CONSOL Energy
Center
Start 7:10 EDT; End 9:39 EDT
Game 0112
Final



3



NEW YORK ISLANDERS
Game 2 Away Game 2

PITTSBURGH PENGUINS
Game 2 Home Game 2

SHOTS SUMMARY (Goals-Shots On Goal)

EV			PP			SH			TOT		
3-36			1-6			4-42			4-42		
5v5	5v4	5v3	4v5	4v4	4v3	3v5	3v4	3v3	5v5	5v4	5v3
3-33	1-6			0-3					2-22	1-10	

FACE-OFF SUMMARY (Face-offs Won-Face-offs Total / Percentage)

EV			PP			SH			TOT		
21-46/46%			2-6/33%			0-7/0%			23-59/39%		
25-46/54%			7-7/100%			4-6/67%			36-59/61%		

TEAM SUMMARY

NEW YORK ISLANDERS							TOI						S	A/B	MS	HT	GV	TK	BS	FW	FL	F%						
	G	A	P	+/-	PN	PIM	TOT	SHF	AVG	PP	SH	EV																
2	D	STREIT, MARK	2	2	+1		17:22	21	00:49	03:59	00:00	13:23	1	2	2	1												
3	D	HAMONIC, TRAVIS				1	2	23:37	32	00:44	00:23	03:53				1	6		3									
7	D	CARKNER, MATT						08:45	14	00:37	00:00	00:06							1									
10	C	AUCOIN, KEITH	1	1	+1			11:51	15	00:47	00:11	00:00	11:40	1	1	1	1			0	4	0						
11	D	VISNOVSKY, LUBOMIR			+1	1	2	22:45	28	00:48	04:09	01:08	17:28	1	3	3	1											
12	C	BAILEY, JOSH	1	1				20:19	25	00:48	01:48	00:44	17:47	3	1	2	3		2	0	1	0						
13	R	MCDONALD, COLIN	1	1				12:24	18	00:41	00:00	01:28	10:56	3	2	1				1	0	100						
17	L	MARTIN, MATT	1	1				12:32	17	00:44	02:15	00:57	09:20	2	1		3		1	0	3	0						
21	R	OKPOSO, KYLE	1	1		1	5	15:03	21	00:43	01:57	01:28	11:38	3	1	1	1			0	7	0						
24	R	BOYES, BRAD						18:15	21	00:52	03:43	00:00	14:32	4	1													
26	L	MOULSON, MATT	1	1	2	+1		14:01	19	00:44	03:43	00:00	10:18	3		1	1											
37	D	STRAIT, BRIAN			+1			21:09	28	00:45	00:02	03:50	17:17	1		1	3		1	1								
40	R	GRABNER, MICHAEL						10:27	19	00:33	00:10	02:42	07:35	3			2			0	1	0						
41	L	JULLSTROM, DAVID	1	1	+1			10:10	15	00:40	00:00	00:00	10:10	1	1		5		1									
47	D	MACDONALD, ANDREW			-1	1	2	24:52	31	00:48	02:07	03:47	18:58	4	2	2	2	1	1	4								
51	C	NIELSEN, FRANS	1	1	+1			17:15	27	00:38	02:23	03:02	11:50	5		1	1		2	3	8	27						
53	C	CIZIKAS, CASEY			-1			10:27	14	00:44	00:00	02:23	08:04	1			1			4	3	57						
91	C	TAVARES, JOHN	1	1		1	4	19:50	22	00:54	03:50	00:00	16:00	6	4	2		1		15	9	63						
20	G	NABOKOV, EVGENI																										
60	G	POULIN, KEVIN																										
TEAM TOTALS							4	8	12	+5	5	15							42	19	18	31	2	4	13	23	36	39

PITTSBURGH PENGUINS							TOI						S	A/B	MS	HT	GV	TK	BS	FW	FL	F%						
	G	A	P	+/-	PN	PIM	TOT	SHF	AVG	PP	SH	EV																
2	D	NISKANEN, MATT			-1	1	5	18:50	20	00:56	01:22	01:11	16:17	1	1	1	1	2		1								
3	D	MURRAY, DOUGLAS			-1	1	2	12:29	20	00:37	00:00	02:23	10:06						1									
4	D	EATON, MARK	1	1	+1			19:23	23	00:50	00:00	02:35	16:48	2		2				3								
5	D	ENGELLAND, DERYK			-1	2	4	12:23	17	00:43	00:00	00:00	12:23			2	2		1									
7	D	MARTIN, PAUL						23:43	28	00:50	02:03	03:16	18:24		3	1			1	1								
9	L	DUPUIS, PASCAL	1	1	-1			17:53	24	00:44	00:00	02:27	15:26	4	1	2	3	1	1	2								
10	L	MORROW, BRENDEN						14:51	16	00:55	01:22	00:45	12:44		2		3	1		1	1	0	100					
12	R	GINLA, JAROME	2	2	-1	1	2	17:59	22	00:49	04:29	00:00	13:30	2	1		2	1		1	0	100						
14	L	KUNITZ, CHRIS						20:19	22	00:55	05:00	00:00	15:19		1	1	3		2									
15	L	GLASS, TANNER						04:55	8	00:36	00:00	00:56	03:59				1											
16	C	SUTTER, BRANDON						13:00	15	00:52	00:00	01:07	11:53	1					1		6	7	46					
19	R	BENNETT, BEAU						07:19	10	00:43	01:02	00:00	06:17	2			1		2									
24	L	COOKE, MATT				1	2	15:21	19	00:48	00:00	02:56	12:25	1		1	5		1	1	0	100						
27	R	ADAMS, CRAIG						09:00	13	00:41	00:00	03:49	05:11	1			2			3	1	75						
36	L	JOKINEN, JUSSI						11:30	18	00:38	01:02	00:16	10:12						1	7	1	88						
58	D	LETANG, KRIS						29:04	29	01:00	04:50	02:51	21:23	1	1		4	1	1	3								
71	C	MALKIN, EVGENI	1	1	2			20:52	24	00:52	05:20	00:00	15:32	10	1		1	3		3	2	60						
87	C	CROSBY, SIDNEY	2	2	-1			23:21	26	00:53	05:20	00:00	18:01	8	2	1		2		14	12	54						
29	G	FLEURY, MARC-ANDRE																										
92	G	VOKOUN, TOMAS																										
TEAM TOTALS							3	5	8	-5	6	15							33	13	11	28	11	4	19	36	23	61

VISITOR

HOME

Game Summary



5



Eastern Conference Quarterfinals
Sunday, May 5, 2013
Attendance 16,170 at Nassau Coliseum
Start 12:19 EDT; End 3:14 EDT
Game 0113
Final



4



PITTSBURGH PENGUINS
Game 3 Away Game 1

NEW YORK ISLANDERS
Game 3 Home Game 1

SCORING SUMMARY

G	Per	Time	Str	Team	Goal	Scorer	Assist	Assist	PIT on Ice	NYI on Ice
1	1	1:43	EV	NYI	26	M.MOULSON(2)	21 K.OKPOSO(1)	11 L.VISNOVSKY(1)	10, 12, 29, 47, 58, 71	2, 10, 11, 20, 21, 26
2	1	5:41	EV	NYI	53	C.CIZIKAS(1)	40 M.GRABNER(1)		2, 9, 14, 29, 47, 87	2, 13, 20, 40, 47, 53
3	1	13:18	PP	PIT	12	J.IGINLA(1)	58 K.LETANG(1)	87 S.CROSBY(1)	12, 14, 29, 58, 71, 87	20, 37, 47, 51
4	1	13:37	PP	PIT	14	C.KUNITZ(1)	71 E.MALKIN(4)	58 K.LETANG(2)	12, 14, 29, 58, 71, 87	11, 12, 17, 20, 37
5	1	19:00	EV	PIT	9	P.DUPUIS(3)	87 S.CROSBY(2)	14 C.KUNITZ(1)	7, 9, 14, 29, 58, 87	2, 11, 20, 24, 26, 91
6	2	17:10	EV	PIT	3	D.MURRAY(1)	71 E.MALKIN(5)	7 P.MARTIN(2)	3, 7, 12, 19, 29, 71	2, 7, 20, 21, 40, 53
7	3	5:31	SH	NYI	21	K.OKPOSO(2)	51 F.NIELSEN(2)		2, 4, 10, 12, 29, 36	7, 20, 21, 47, 51
8	3	10:48	EV	NYI	91	J.TAVARES(1)	12 J.BAILEY(2)		4, 9, 14, 29, 58, 87	3, 12, 20, 24, 47, 91
9	4	8:44	PP	PIT	14	C.KUNITZ(2)	87 S.CROSBY(3)	7 P.MARTIN(3)	7, 14, 29, 58, 71, 87	3, 20, 40, 47, 51

PITTSBURGH PENGUINS

NEW YORK ISLANDERS

PENALTY SUMMARY

#	Per	Time	Player	PIM	Penalty	#	Per	Time	Player	PIM	Penalty
1	1	2:23	24 M.COOKE	2	Slashing	1	1	12:21	2 M.STREIT	2	Hooking
2	1	7:58	15 T.GLASS	2	Roughing	2	1	12:55	3 T.HAMONIC	2	Tripping
3	2	9:20	24 M.COOKE	2	Roughing	3	2	9:20	7 M.CARKNER	2	Interference
4	3	11:19	12 J.IGINLA	2	Tripping	4	2	17:51	17 M.MARTIN	2	Holding
TOT (PN-PIM) 4-8						TOT (PN-PIM) 6-12					
Power Plays (Goals-Opp./PPTIME) 3-5/05:49						Power Plays (Goals-Opp./PPTIME) 0-3/06:00					

BY PERIOD

Per	Goals	Shots	PN	PIM	Per	Goals	Shots	PN	PIM
1	3	8	2	4	1	2	13	2	4
2	1	8	1	2	2	0	8	2	4
3	0	3	1	2	3	2	13	1	2
4	1	6	0	0	4	0	2	1	2
TOT	5	25	4	8	TOT	4	36	6	12

POWER PLAYS (Goals-Occurrences / Time)

5v4	5v3	4v3	5v4	5v3	4v3
2-4/05:26	1-1/00:23		0-3/06:00		

EVEN STRENGTH (Goals-Occurrences / Time)

5v5	4v4	3v3	TOT	5v5	4v4	3v3	TOT
2-8/54:55	0-1/02:00		2-9/56:55	3-8/54:55	0-1/02:00		3-9/56:55

GOALTENDER SUMMARY

PITTSBURGH PENGUINS					TOI					GOALS-SHOTS AGAINST				
					EV	PP	SH	TOT		1	2	3	4	TOT
29	G	FLEURY, MARC-ANDRE (W)			56:55	05:49	06:00	68:44		2-13	0-8	2-13	0-2	4-36
92	G	VOKOUN, TOMAS												
TEAM TOTALS					56:55	05:49	06:00	68:44		2-13	0-8	2-13	0-2	4-36

NEW YORK ISLANDERS					TOI					GOALS-SHOTS AGAINST				
					EV	PP	SH	TOT		1	2	3	4	TOT
20	G	NABOKOV, EVGENI (OT)			56:52	06:00	05:49	68:41		3-8	1-8	0-3	1-6	5-25
60	G	POULIN, KEVIN												
EMPTY NET					00:03	00:00	00:00	00:03						
TEAM TOTALS					56:55	06:00	05:49	68:44		3-8	1-8	0-3	1-6	5-25

OFFICIALS

Referee
#34 Brad Meier
#20 Tim Peel
Standby
#11 Kelly Sutherland

Linesman
#50 Scott Cherrey
#93 Brian Murphy
Standby

3 STARS By:ISLANDERS MEDIA

1. PIT L 14 C.KUNITZ
2. NYI R 21 K.OKPOSO
3. PIT C 87 S.CROSBY

VISITOR

Event Summary

HOME



5



Eastern Conference Quarterfinals
Sunday, May 5, 2013
Attendance 16,170 at Nassau Coliseum
Start 12:19 EDT; End 3:14 EDT
Game 0113
Final



4



PITTSBURGH PENGUINS
Game 3 Away Game 1

NEW YORK ISLANDERS
Game 3 Home Game 1

SHOTS SUMMARY (Goals-Shots On Goal)

EV			PP			SH			TOT
2-20			3-4			0-1			5-25
5v5	5v4	5v3	4v5	4v4	4v3	3v5	3v4	3v3	
2-20	2-3	1-1	0-1						

EV			PP			SH			TOT
3-31			0-4			1-1			4-36
5v5	5v4	5v3	4v5	4v4	4v3	3v5	3v4	3v3	
3-29	0-4		1-1	0-2					

FACE-OFF SUMMARY (Face-offs Won-Face-offs Total / Percentage)

EV	PP	SH	TOT
23-46/50%	4-9/44%	2-6/33%	29-61/48%

EV	PP	SH	TOT
23-46/50%	4-6/67%	5-9/56%	32-61/52%

TEAM SUMMARY

PITTSBURGH PENGUINS		G	A	P	+/-	PN	PIM	TOI						S	A/B	MS	HT	GV	TK	BS	FW	FL	F%
								TOT	SHF	AVG	PP	SH	EV										
2	D NISKANEN, MATT				-2			18:59	22	00:51	00:51	00:00	18:08	1				1		2			
3	D MURRAY, DOUGLAS	1		1	+1			20:43	30	00:41	00:00	02:34	18:09	1	2	1	1		1	2			
4	D EATON, MARK				-2			23:47	29	00:49	00:51	02:47	20:09	1				2	2		2		
7	D MARTIN, PAUL		2	2	+2			31:33	36	00:52	02:17	03:40	25:36				1	3		3			
9	L DUPUIS, PASCAL	1		1	-1			19:29	28	00:41	00:00	03:11	16:18	3	1			4		1			
10	L MORROW, BRENDEN				-2			18:03	24	00:45	00:58	00:33	16:32	1	1	1	3			1	0	1	0
12	R IGINLA, JAROME	1		1	-1	1	2	17:06	23	00:44	03:13	00:00	13:53	1	5	1	2						
14	L KUNITZ, CHRIS	2	1	3	-1			22:03	26	00:50	04:51	00:17	16:55	5	1			4		1			
15	L GLASS, TANNER					1	2	08:08	13	00:37	00:00	01:04	07:04	1				1			0	1	0
16	C SUTTER, BRANDON							15:40	21	00:44	00:00	00:50	14:50	2				1	1		5	5	50
19	R BENNETT, BEAU				+1			10:54	17	00:38	00:00	00:00	10:54					2	1				
24	L COOKE, MATT					2	4	15:19	22	00:41	00:00	01:52	13:27	3		2	2		1				
27	R ADAMS, CRAIG							14:21	18	00:47	00:00	03:45	10:36	1				1			2	1	67
36	L JOKINEN, JUSSI				-1			12:13	19	00:38	00:23	00:25	11:25		1			1		1	4	7	36
47	D DESPRES, SIMON				-2			06:12	9	00:41	00:00	00:00	06:12		1					1			
58	D LETANG, KRIS		2	2	-1			33:33	38	00:52	04:58	02:59	25:36			5	5	2	1	1			
71	C MALKIN, EVGENI		2	2				23:29	27	00:52	05:17	00:00	18:12	1	2	3		1		1	5	6	45
87	C CROSBY, SIDNEY		3	3	-1			24:08	26	00:55	05:26	00:03	18:39	4	1	1		1	3	2	13	11	54
29	G FLEURY, MARC-ANDRE																						
92	G VOKOUN, TOMAS																						
TEAM TOTALS		5	10	15	-10	4	8							25	15	15	33	8	6	18	29	32	48

NEW YORK ISLANDERS		G	A	P	+/-	PN	PIM	TOI						S	A/B	MS	HT	GV	TK	BS	FW	FL	F%	
								TOT	SHF	AVG	PP	SH	EV											
2	D	STREIT, MARK					1	2	19:14	22	00:52	03:39	00:00	15:35	2	1				2				
3	D	HAMONIC, TRAVIS			+1	1	2	29:50	32	00:55	00:08	04:40	25:02		2	1	5	1	1	5				
7	D	CARKNER, MATT				1	2	13:24	17	00:47	00:00	00:27	12:57	2						1				
10	C	AUCOIN, KEITH			+1			12:22	18	00:41	00:07	00:00	12:15	1	1	1	2	1			1	3	3	50
11	D	VISNOVSKY, LUBOMIR		1	1			22:28	28	00:48	03:04	00:19	19:05	1						1				
12	C	BAILEY, JOSH		1	1	+1		26:58	27	00:59	04:07	01:21	21:30	2			1	1	2	2	1	3	1	75
13	R	MCDONALD, COLIN			+1			11:39	19	00:36	00:00	00:00	11:39	3				1			1	1	1	50
17	L	MARTIN, MATT					1	2	12:14	17	00:43	03:11	00:36	08:27	2			1	2	2	1			
21	R	OKPOSO, KYLE	1	1	2	+1		24:23	26	00:56	03:11	00:57	20:15	5	3	1	2			1	1	7	3	70
24	R	BOYES, BRAD						21:46	24	00:54	02:49	00:00	18:57	1	1			5	1					
26	L	MOULSON, MATT	1		1			18:08	20	00:54	01:46	00:00	16:22	2	1	1	3			2				
37	D	STRAIT, BRIAN					2	4	19:48	27	00:44	00:00	00:42	19:06	1	2			3	1	1	1		
40	R	GRABNER, MICHAEL		1	1			13:56	18	00:46	00:00	03:08	10:48	3	2			4	1	5				
41	L	ULLSTROM, DAVID						05:45	11	00:31	00:00	00:00	05:45	1	1			3						
47	D	MACDONALD, ANDREW				+3		30:21	34	00:53	02:21	05:30	22:30	2	1	1	1	1			2	3		
51	C	NIELSEN, FRANS		1	1	+1		22:24	29	00:46	02:48	03:39	15:57	3	1	1			2			4	5	44
53	C	CIZIKAS, CASEY	1		1			07:37	13	00:35	00:00	01:34	06:03	2				1				5	2	71
91	C	TAVARES, JOHN	1		1			23:14	26	00:53	02:49	00:00	20:25	3	2	2	2	3	2			9	14	39
20	G	NABOKOV, EVGENI																						
60	G	POULIN, KEVIN																						
TEAM TOTALS		4	5	9	+9	6	12							36	18	10	35	14	19	15	32	29	52	

G=Goals A=Assists P=Points +/-=Plus/Minus PN=Number of Penalties PIM=Penalty Minutes TOI=Time On Ice SHF=# of Shifts AVG=Average Time/Shift S=Shots on Goal A/B=Attempts Blocked MS=Missed Shots HT=Hits Given GV=Giveaways TK=Takeaways BS=Blocked Shots FW=Faceoffs Won FL=Faceoffs Lost F%=Faceoff Win Percentage PP=Power Play SH=Short Handed EV=Even Strength OT=Overtime TOT=Total

VISITOR

HOME

Game Summary



4



Eastern Conference Quarterfinals
Tuesday, May 7, 2013
Attendance 16,170 at Nassau Coliseum
Start 7:09 EDT; End 9:41 EDT
Game 0114
Final



6



PITTSBURGH PENGUINS
Game 4 Away Game 2

NEW YORK ISLANDERS
Game 4 Home Game 2

SCORING SUMMARY

G	Per	Time	Str	Team	Goal	Scorer	Assist	Assist	PIT on Ice	NYI on Ice
1	1	14:05	EV	NYI	37	B.STRAIT(1)	11 L.VISNOVSKY(2)	53 C.CIZIKAS(1)	4, 10, 15, 16, 29, 58	11, 17, 20, 37, 40, 53
2	1	14:50	EV	PIT	18	J.NEAL(1)	71 E.MALKIN(6)	12 J.IGINLA(5)	2, 7, 12, 18, 29, 71	3, 12, 20, 24, 47, 91
3	2	6:19	PP	NYI	2	M.STREIT(1)	24 B.BOYES(1)	91 J.TAVARES(2)	9, 27, 29, 44, 58	2, 3, 20, 24, 26, 91
4	2	7:17	EV	PIT	71	E.MALKIN(2)	12 J.IGINLA(6)	29 M.FLEURY(1)	2, 3, 12, 18, 29, 71	3, 20, 21, 26, 37, 51
5	2	11:03	EV	PIT	16	B.SUTTER(1)	10 B.MORROW(1)	58 K.LETANG(3)	10, 16, 24, 29, 44, 58	2, 7, 12, 20, 24, 91
6	2	18:36	EV	NYI	21	K.OKPOSO(3)	3 T.HAMONIC(1)	2 M.STREIT(3)	4, 9, 14, 29, 44, 87	2, 3, 17, 20, 21, 53
7	3	0:41	EV	PIT	9	P.DUPUIS(4)	14 C.KUNITZ(2)	87 S.CROSBY(4)	4, 9, 14, 29, 58, 87	2, 3, 20, 21, 26, 51
8	3	4:30	EV	NYI	2	M.STREIT(2)	53 C.CIZIKAS(2)	24 B.BOYES(2)	3, 4, 10, 12, 29, 71	2, 7, 12, 20, 24, 53
9	3	10:11	EV	NYI	91	J.TAVARES(2)	24 B.BOYES(3)		7, 12, 18, 29, 44, 71	2, 11, 12, 20, 24, 91
10	3	18:44	EV	NYI	53	C.CIZIKAS(2)	40 M.GRABNER(2)	13 C.MCDONALD(1)	2, 12, 29, 58, 71, 87	11, 13, 20, 37, 40, 53

PITTSBURGH PENGUINS

NEW YORK ISLANDERS

PENALTY SUMMARY

#	Per	Time	Player	PIM	Penalty	#	Per	Time	Player	PIM	Penalty
1	1	1:26	71 E.MALKIN	2	Hooking	1	2	3:26	37 B.STRAIT	2	Hi-sticking
2	1	7:01	44 B.ORPIK	2	Roughing	2	2	13:06	47 A.MACDONALD	2	Holding
3	1	19:34	24 M.COOKE	2	Interference	3	3	1:53	13 C.MCDONALD	2	Diving
4	2	5:48	24 M.COOKE	2	Interference on goalkeeper	4	3	20:00	3 T.HAMONIC	5	Fighting (maj)
5	3	1:53	71 E.MALKIN	2	Holding						
6	3	20:00	71 E.MALKIN	5	Fighting (maj)						
TOT (PN-PIM) 6-15						TOT (PN-PIM) 4-11					
Power Plays (Goals-Opp./PPTIME) 0-2/04:00						Power Plays (Goals-Opp./PPTIME) 1-4/06:31					

BY PERIOD

Per	Goals	Shots	PN	PIM	Per	Goals	Shots	PN	PIM
1	1	7	3	6	1	1	10	0	0
2	2	12	1	2	2	2	7	2	4
3	1	12	2	7	3	3	7	2	7
TOT	4	31	6	15	TOT	6	24	4	11

POWER PLAYS (Goals-Occurrences / Time)

5v4	5v3	4v3	5v4	5v3	4v3
0-2/04:00			1-4/06:31		

EVEN STRENGTH (Goals-Occurrences / Time)

5v5	4v4	3v3	TOT	5v5	4v4	3v3	TOT
4-8/47:29	0-1/02:00		4-9/49:29	5-8/47:29	0-1/02:00		5-9/49:29

GOALTENDER SUMMARY

PITTSBURGH PENGUINS				TOI				GOALS-SHOTS AGAINST			
		EV	PP	SH	TOT			1	2	3	TOT
29	G FLEURY, MARC-ANDRE (L)	48:39	04:00	06:31	59:10			1-10	2-7	3-7	6-24
92	G VOKOUN, TOMAS										
	EMPTY NET	00:50	00:00	00:00	00:50						
TEAM TOTALS				49:29	04:00	06:31	60:00	1-10	2-7	3-7	6-24
NEW YORK ISLANDERS				TOI				GOALS-SHOTS AGAINST			
		EV	PP	SH	TOT			1	2	3	TOT
20	G NABOKOV, EVGENI (W)	49:29	06:31	04:00	60:00			1-7	2-12	1-12	4-31
60	G POULIN, KEVIN										
TEAM TOTALS				49:29	06:31	04:00	60:00	1-7	2-12	1-12	4-31

OFFICIALS

Referee
#13 Dan O'Halloran
#10 Paul Devorski
Standby
#3 Mike Leggo

Linesman
#74 Lonnie Cameron
#57 Jay Sharrers
Standby

3 STARS By:ISLANDERS MEDIA

1. NYI C 91 J.TAVARES
2. NYI D 2 M.STREIT
3. PIT C 71 E.MALKIN

VISITOR

HOME

Event Summary



4



Eastern Conference Quarterfinals
Tuesday, May 7, 2013
Attendance 16,170 at Nassau Coliseum
Start 7:09 EDT; End 9:41 EDT
Game 0114
Final



6



PITTSBURGH PENGUINS
Game 4 Away Game 2

NEW YORK ISLANDERS
Game 4 Home Game 2

SHOTS SUMMARY (Goals-Shots On Goal)

EV			PP			SH			TOT
4-28			0-2			0-1			4-31
5v5	5v4	5v3	4v5	4v4	4v3	3v5	3v4	3v3	
4-28	0-2		0-1						

EV			PP			SH			TOT
5-20			1-4						6-24
5v5	5v4	5v3	4v5	4v4	4v3	3v5	3v4	3v3	
5-20	1-4								

FACE-OFF SUMMARY (Face-offs Won-Face-offs Total / Percentage)

EV	PP	SH	TOT
19-43/44%	3-5/60%	3-6/50%	25-54/46%

EV	PP	SH	TOT
24-43/56%	3-6/50%	2-5/40%	29-54/54%

TEAM SUMMARY

TEAM SUMMARY																								
PITTSBURGH PENGUINS		G	A	P	+/-	PN	PIM	TOI						S	A/B	MS	HT	GV	TK	BS	FW	FL	F%	
								TOT	SHF	AVG	PP	SH	EV											
2	D	NISKANEN, MATT				+1			19:12	22	00:52	00:19	00:08	18:45	3				1	1	2			
3	D	MURRAY, DOUGLAS							16:05	22	00:43	00:00	01:59	14:06	1			2	1	1				
4	D	EATON, MARK				-2			10:28	16	00:39	00:00	01:13	09:15		1			1		1			
7	D	MARTIN, PAUL							26:14	30	00:52	03:19	03:53	19:02	2		1		1		2			
9	L	DUPUIS, PASCAL	1		1				16:54	23	00:44	00:00	03:46	13:08	4	1		3			2			
10	L	MORROW, BRENDEN		1	1	-1			15:59	21	00:45	00:19	00:00	15:40	2	1		3	1					
12	R	IGINLA, JAROME		2	2	-1			18:32	22	00:50	02:41	00:00	15:51	2	1	2	3			1	0	1	0
14	L	KUNITZ, CHRIS		1	1				16:45	20	00:50	02:40	00:08	13:57	2	2	1	2	2	1				
15	L	GLASS, TANNER				-1			05:26	9	00:36	00:00	01:08	04:18	1									
16	C	SUTTER, BRANDON	1		1				14:26	22	00:39	00:00	01:35	12:51	1			4		2		8	5	62
18	L	NEAL, JAMES	1		1	+1			16:19	24	00:40	01:36	00:00	14:43	2	1		2		1				
24	L	COOKE, MATT				+1	2	4	12:50	19	00:40	00:00	01:22	11:28	1	1		5		1				
27	R	ADAMS, CRAIG							08:36	10	00:51	00:00	04:21	04:15	1					1		3	2	60
36	L	JOKINEN, JUSSI							07:29	14	00:32	00:19	00:12	06:58	1	2					1	6	0	100
44	D	ORPIK, BROOKS				-1	1	2	18:44	25	00:44	00:00	02:53	15:51				1	1		2			
58	D	LETANG, KRIS		1	1				26:17	29	00:54	01:41	02:56	21:40	2	1	1		2	3	3			
71	C	MALKIN, EVGENI	1	1	2	-1	3	9	21:05	24	00:52	03:41	00:00	17:24	3	2	1	1				4	7	36
87	C	CROSBY, SIDNEY		1	1	-1			20:58	24	00:52	03:25	00:30	17:03	3	3	4		1		1	4	14	22
29	G	FLEURY, MARC-ANDRE		1	1														1					
92	G	VOKOUN, TOMAS																						
TEAM TOTALS		4	8	12	-5	6	15								31	16	10	26	12	10	16	25	29	46

NEW YORK ISLANDERS		G	A	P	+/-	PN	PIM	TOI						S	A/B	MS	HT	GV	TK	BS	FW	FL	F%	
								TOT	SHF	AVG	PP	SH	EV											
2	D	STREIT, MARK	2	1	3	+1			22:56	27	00:50	04:15	00:00	18:41	2	1	1	2	1	1	5			
3	D	HAMONIC, TRAVIS		1	1	-2	1	5	28:42	27	01:03	02:33	03:30	22:39	1		2	3			1			
7	D	CARKNER, MATT							07:50	15	00:31	00:00	00:29	07:21							1			
10	C	AUCCOIN, KEITH							08:47	13	00:40	00:09	00:00	08:38	1	1				2		5	1	83
11	D	VISNOVSKY, LUBOMIR		1	1	+3			23:38	26	00:54	03:30	00:30	19:38	1	2		1	1	1				
12	C	BAILEY, JOSH							17:44	23	00:46	02:35	00:56	14:13	3			1	3	2	1	0	1	0
13	R	MCDONALD, COLIN		1	1	+1	1	2	10:18	20	00:30	00:00	00:00	10:18	1		2	3						
17	L	MARTIN, MATT				+2			11:14	15	00:44	00:00	00:00	11:14		1	2	7						
21	R	OKPOSO, KYLE	1		1	-1			23:53	25	00:57	02:46	03:08	17:59	3	2	2	2		2	2	4	2	67
24	R	BOYES, BRAD		3	3				17:04	23	00:44	03:56	00:00	13:08	1	4	2	2		1				
26	L	MOULSON, MATT				-2			16:49	19	00:53	03:45	00:00	13:04	2	1		2						
37	D	STRAIT, BRIAN	1		1	+1	1	2	21:33	28	00:46	00:00	01:31	20:02	2	1		1			1			
40	R	GRABNER, MICHAEL		1	1	+2			11:09	14	00:47	00:00	00:23	10:46	1			5		1				
41	L	ULLSTROM, DAVID							05:15	10	00:31	00:00	00:00	05:15				1				0	1	0
47	D	MACDONALD, ANDREW				-1	1	2	15:36	14	01:06	02:44	02:00	10:52	1						3			
51	C	NIELSEN, FRANS				-2			20:07	24	00:50	02:29	03:04	14:34	1	1			1	2	1	9	5	64
53	C	CIZIKAS, CASEY	1	2	3	+4			12:00	18	00:40	00:00	00:29	11:31	1	1	1	3			1	5	6	45
91	C	TAVARES, JOHN	1	1	2	-1			19:25	24	00:48	03:53	00:00	15:32	3	1	1		2	1		6	9	40
20	G	NABOKOV, EVGENI																						
60	G	POULIN, KEVIN																						
TEAM TOTALS		6	11	17	+5	4	11								24	16	13	33	8	13	16	29	25	54

G=Goals A=Assists P=Points +/-=Plus/Minus PN=Number of Penalties PIM=Penalty Minutes TOI=Time On Ice SHF=# of Shifts AVG=Average Time/Shift S=Shots on Goal A/B=Attempts Blocked MS=Missed Shots HT=Hits Given GV=Giveaways TK=Takeaways BS=Blocked Shots FW=Faceoffs Won FL=Faceoffs Lost F%=Faceoff Win Percentage PP=Power Play SH=Short Handed EV=Even Strength OT=Overtime TOT=Total

VISITOR

Game Summary

HOME



0



Eastern Conference Quarterfinals
Thursday, May 9, 2013
Attendance 18,636 at CONSOL Energy
Center

Start 7:10 EDT; End 9:44 EDT

Game 0115

Final



4



NEW YORK ISLANDERS
Game 5 Away Game 3

PITTSBURGH PENGUINS
Game 5 Home Game 3

SCORING SUMMARY

G	Per	Time	Str	Team	Goal	Scorer	Assist	Assist	NYI on Ice	PIT on Ice
1	2	7:25	EV	PIT	48	T.KENNEDY(1)	58 K.LETANG(3)	16 B.SUTTER(1)	2, 4, 12, 20, 24, 91	16, 24, 44, 48, 58, 92
2	2	8:47	EV	PIT	3	D.MURRAY(2)	14 C.KUNITZ(3)	71 E.MALKIN(7)	3, 10, 11, 13, 20, 40	2, 3, 14, 18, 71, 92
3	2	14:00	EV	PIT	87	S.CROSBY(3)	12 J.IGINLA(7)	9 P.DUPUIS(2)	11, 14, 20, 21, 26, 51	9, 12, 47, 58, 87, 92
4	3	5:43	PP	PIT	58	K.LETANG(2)	87 S.CROSBY(5)	7 P.MARTIN(4)	3, 20, 37, 40, 51	7, 14, 58, 71, 87, 92

NEW YORK ISLANDERS

PITTSBURGH PENGUINS

PENALTY SUMMARY

#	Per	Time	Player	PIM	Penalty	#	Per	Time	Player	PIM	Penalty
1	1	3:24	37 B.STRAIT	2	Interference	1	1	7:36	18 J.NEAL	2	Roughing
2	3	5:37	17 M.MARTIN	2	Roughing	2	3	7:51	3 D.MURRAY	2	Interference
3	3	10:58	3 T.HAMONIC	2	Roughing	3	3	12:11	71 E.MALKIN	2	Unsportsmanlike conduct
4	3	12:11	24 B.BOYES	2	Unsportsmanlike conduct	4	3	18:39	10 B.MORROW	2	Roughing
5	3	18:00	14 T.HICKEY	2	Elbowing	5	3	18:39	46 J.VITALE	2	Roughing
6	3	18:39	53 C.CIZIKAS	2	Roughing	6	3	19:36	27 C.ADAMS	10	Misconduct (10 min)
7	3	18:39	3 T.HAMONIC	2	Roughing	7	3	19:36	3 D.MURRAY	10	Misconduct (10 min)
8	3	19:36	37 B.STRAIT	2	Cross checking						
9	3	19:36	10 K.AUCOIN	10	Misconduct (10 min)						
10	3	19:36	17 M.MARTIN	10	Misconduct (10 min)						
TOT (PN-PIM) 10-36						TOT (PN-PIM) 7-30					
Power Plays (Goals-Opp./PPTIME) 0-2/04:00						Power Plays (Goals-Opp./PPTIME) 1-5/06:06					

BY PERIOD

Per	Goals	Shots	PN	PIM	Per	Goals	Shots	PN	PIM
1	0	14	1	2	1	0	7	1	2
2	0	11	0	0	2	3	18	0	0
3	0	6	9	34	3	1	6	6	28
TOT	0	31	10	36	TOT	4	31	7	30

POWER PLAYS (Goals-Occurrences / Time)

5v4	5v3	4v3	5v4	5v3	4v3
0-2/04:00			1-4/05:42	0-1/00:24	

EVEN STRENGTH (Goals-Occurrences / Time)

5v5	4v4	3v3	TOT	5v5	4v4	3v3	TOT
0-6/49:54			0-6/49:54	3-6/49:54			3-6/49:54

GOALTENDER SUMMARY

NEW YORK ISLANDERS		TOI				GOALS-SHOTS AGAINST			
		EV	PP	SH	TOT	1	2	3	TOT
20	G NABOKOV, EVGENI (L)	41:37	02:00	02:06	45:43	0-7	3-18	1-2	4-27
60	G POULIN, KEVIN	08:17	02:00	04:00	14:17			0-4	0-4
TEAM TOTALS		49:54	04:00	06:06	60:00	0-7	3-18	1-6	4-31

PITTSBURGH PENGUINS		TOI				GOALS-SHOTS AGAINST			
		EV	PP	SH	TOT	1	2	3	TOT
29	G FLEURY, MARC-ANDRE								
92	G VOKOUN, TOMAS (W)	49:40	06:06	04:00	59:46	0-14	0-11	0-6	0-31
EMPTY NET		00:14	00:00	00:00	00:14				
TEAM TOTALS		49:54	06:06	04:00	60:00	0-14	0-11	0-6	0-31

OFFICIALS

Referee
#3 Mike Leggo
#9 Dan O'Rourke
Standby
#16 Brian Pochmara

Linesman
#89 Steve Miller
#56 Mark Wheler
Standby

3 STARS By:Consol Energy Center Media

1. PIT G 92 T.VOKOUN
2. PIT C 87 S.CROSBY
3. PIT C 48 T.KENNEDY

VISITOR

Event Summary

HOME



0



Eastern Conference Quarterfinals
Thursday, May 9, 2013
Attendance 18,636 at CONSOL Energy Center

Start 7:10 EDT; End 9:44 EDT

Game 0115

Final



4



NEW YORK ISLANDERS
Game 5 Away Game 3

PITTSBURGH PENGUINS
Game 5 Home Game 3

SHOTS SUMMARY (Goals-Shots On Goal)

EV			PP			SH			TOT
0-27			0-4						0-31
5v5	5v4	5v3	4v5	4v4	4v3	3v5	3v4	3v3	
0-27	0-4								

EV			PP			SH			TOT
3-24			1-7						4-31
5v5	5v4	5v3	4v5	4v4	4v3	3v5	3v4	3v3	
3-24	1-6	0-1							

FACE-OFF SUMMARY (Face-offs Won-Face-offs Total / Percentage)

EV			PP			SH			TOT
16-46/35%			1-3/33%			4-9/44%			21-58/36%

EV			PP			SH			TOT
30-46/65%			5-9/56%			2-3/67%			37-58/64%

TEAM SUMMARY

NEW YORK ISLANDERS		G	A	P	+/-	PN	PIM	TOI						S	A/B	MS	HT	GV	TK	BS	FW	FL	F%
TOT	SHF	AVG	PP	SH	EV																		
2	D	STREIT, MARK			-1			18:57	23	00:49	02:42	00:55	15:20	1	1	3		1					
3	D	HAMONIC, TRAVIS			-1	2	4	21:01	26	00:48	00:00	02:00	19:01	2		1	2		1				
4	D	MARTINEK, RADEK			-1			19:14	23	00:50	01:18	03:22	14:34	2	2	2	1						
6	L	JOENSUU, JESSE						08:26	15	00:33	00:00	00:00	08:26	1			3						
10	C	AUCOIN, KEITH			-1	1	10	14:37	20	00:43	01:06	01:37	11:54	3			1		1		5	4	56
11	D	VISNOVSKY, LUBOMIR			-2			20:51	23	00:54	03:16	01:09	16:26		3								
12	C	BAILEY, JOSH			-1			17:47	23	00:46	01:18	02:15	14:14								0	2	0
13	R	MCDONALD, COLIN			-1			13:58	22	00:38	00:00	00:48	13:10	4	1	1	2				0	1	0
14	D	HICKEY, THOMAS			-1	1	2	18:39	24	00:46	00:43	01:59	15:57	1						4			
17	L	MARTIN, MATT				2	12	11:59	19	00:37	00:00	01:52	10:07	1			8				1	0	100
21	R	OKPOSO, KYLE			-1			16:04	19	00:50	01:18	00:00	14:46	1		2							
24	R	BOYES, BRAD			-1	1	2	16:11	18	00:53	02:42	00:00	13:29	3	1								
26	L	MOULSON, MATT			-1			16:39	19	00:52	02:42	00:00	13:57	1	2	1	1			2			
37	D	STRAIT, BRIAN				2	4	21:29	26	00:49	00:00	02:47	18:42		1		3			2			
40	R	GRABNER, MICHAEL			-1			13:04	20	00:39	00:00	01:49	11:15	3		1	2		1				
51	C	NIELSEN, FRANS			-1			12:09	19	00:38	00:13	01:07	10:49		1	1	1			1	6	7	46
53	C	CIZIKAS, CASEY				1	2	12:22	21	00:35	00:00	01:51	10:31	2	1		3		1		4	10	29
91	C	TAVARES, JOHN			-1			20:03	21	00:57	02:42	00:29	16:52	6	1						5	13	28
20	G	NABOKOV, EVGENI																1					
60	G	POULIN, KEVIN																					
TEAM TOTALS		0	0	0	-15	10	36							31	14	12	27	2	4	9	21	37	36

PITTSBURGH PENGUINS		G	A	P	+/-	PN	PIM	TOI						S	A/B	MS	HT	GV	TK	BS	FW	FL	F%
TOT	SHF	AVG	PP	SH	EV																		
2	D	NISKANEN, MATT			+1			19:26	23	00:50	01:12	00:48	17:26	3			2	1		1			
3	D	MURRAY, DOUGLAS	1	1	+1	2	12	14:53	23	00:38	00:57	00:49	13:07	2			2			2	0	1	0
7	D	MARTIN, PAUL	1	1				24:08	25	00:57	03:56	02:23	17:49			3	1	1		2			
9	L	DUPUIS, PASCAL	1	1	+1			16:45	19	00:52	00:00	01:54	14:51	2			5						
10	L	MORROW, BRENDEN				1	2	12:25	17	00:43	00:54	00:00	11:31				4						
12	R	IGINLA, JAROME	1	1	+1			15:34	19	00:49	02:24	00:00	13:10	2	1	1							
14	L	KUNITZ, CHRIS		1	+1			14:13	19	00:44	02:09	00:05	11:59	1			2						
16	C	SUTTER, BRANDON	1	1	+1			15:09	19	00:47	00:15	01:32	13:22	1		1	2			1	8	4	67
18	L	NEAL, JAMES			+1	1	2	13:55	18	00:46	01:42	00:00	12:13	3	1	4	1						
24	L	COOKE, MATT			+1			15:51	18	00:52	00:00	02:01	13:50	1		1	6			1			
27	R	ADAMS, CRAIG				1	10	12:53	17	00:45	01:36	02:23	08:54		1	1	1				2	1	67
44	D	ORPIK, BROOKS			+1			23:21	25	00:56	00:57	02:23	20:01	1			3	1		3			
46	C	VITALE, JOE				1	2	10:18	15	00:41	00:39	00:00	09:39	1			3	1			9	1	90
47	D	DESPRES, SIMON			+1			14:10	20	00:42	00:24	00:00	13:46				1		1	2			
48	C	KENNEDY, TYLER	1	1	+1			14:19	18	00:47	02:23	00:00	11:56	4	1	2			2		2	1	67
58	D	LETANG, KRIS	1	1	+2			24:21	28	00:52	04:54	01:37	17:50	5	3	3			1	1			
71	C	MALKIN, EVGENI	1	1	+1	1	2	15:08	19	00:47	03:04	00:00	12:04	3	1	3		1			6	5	55
87	C	CROSBY, SIDNEY	1	1	+1			19:25	21	00:55	03:04	00:05	16:16	2	1	2			1	1	10	8	56
29	G	FLEURY, MARC-ANDRE																					
92	G	VOKOUN, TOMAS																	3				
TEAM TOTALS		4	8	12	+15	7	30							31	9	21	33	8	5	14	37	21	64

G=Goals A=Assists P=Points +/-=Plus/Minus PN=Number of Penalties PIM=Penalty Minutes TOI=Time On Ice SHF=# of Shifts AVG=Average Time/Shift S=Shots on Goal A/B=Attempts Blocked MS=Missed Shots HT=Hits Given GV=Giveaways TK=Takeaways BS=Blocked Shots FW=Faceoffs Won FL=Faceoffs Lost F%=Faceoff Win Percentage PP=Power Play SH=Short Handed EV=Even Strength OT=Overtime TOT=Total

VISITOR

HOME

Game Summary



4



Eastern Conference Quarterfinals
Saturday, May 11, 2013
Attendance 16,170 at Nassau Coliseum
Start 7:09 EDT; End 10:06 EDT
Game 0116
Final



3



PITTSBURGH PENGUINS
Game 6 Away Game 3

NEW YORK ISLANDERS
Game 6 Home Game 3

SCORING SUMMARY

G	Per	Time	Str	Team	Goal	Scorer	Assist	Assist	PIT on Ice	NYI on Ice
1	1	5:36	EV	NYI	91	J.TAVARES(3)	12 J.BAILEY(3)	7 M.CARKNER(1)	2, 3, 14, 18, 71, 92	7, 11, 12, 20, 24, 91
2	1	7:39	EV	PIT	12	J.IGINLA(2)	87 S.CROSBY(6)	7 P.MARTIN(5)	7, 9, 12, 44, 87, 92	3, 12, 20, 24, 37, 91
3	1	19:23	EV	NYI	13	C.MCDONALD(2)	10 K.AUCOIN(2)	40 M.GRABNER(3)	7, 9, 12, 44, 87, 92	3, 10, 13, 20, 37, 40
4	2	10:59	EV	PIT	9	P.DUPOUIS(5)	46 J.VITALE(1)	2 M.NISKANEN(1)	2, 9, 24, 44, 46, 92	3, 10, 20, 29, 37, 53
5	3	2:21	EV	NYI	40	M.GRABNER(1)	10 K.AUCOIN(3)		2, 14, 18, 58, 71, 92	10, 11, 13, 20, 37, 40
6	3	14:44	EV	PIT	7	P.MARTIN(1)	71 E.MALKIN(8)		7, 18, 58, 71, 87, 92	7, 11, 13, 20, 26, 51
7	4	7:49	EV	PIT	44	B.ORPIK(1)	48 T.KENNEDY(1)	71 E.MALKIN(9)	14, 44, 47, 48, 71, 92	2, 4, 12, 20, 24, 91

PITTSBURGH PENGUINS

NEW YORK ISLANDERS

PENALTY SUMMARY

#	Per	Time	Player	PIM	Penalty	#	Per	Time	Player	PIM	Penalty
1	2	4:36	10 B.MORROW	2	Boarding	1	2	8:40	4 R.MARTINEK	2	Cross checking
2	2	14:04	24 M.COOKIE	2	Interference						
3	2	16:28	TEAM	2	Too many men/ice - bench						
TOT (PN-PIM) 3-6						TOT (PN-PIM) 1-2					
Power Plays (Goals-Opp./PPTIME) 0-1/02:00						Power Plays (Goals-Opp./PPTIME) 0-3/06:00					

BY PERIOD

Per	Goals	Shots	PN	PIM	Per	Goals	Shots	PN	PIM
1	1	7	0	0	1	2	12	0	0
2	1	6	3	6	2	0	16	1	2
3	1	6	0	0	3	1	7	0	0
4	1	2	0	0	4	0	3	0	0
TOT	4	21	3	6	TOT	3	38	1	2

POWER PLAYS (Goals-Occurrences / Time)

5v4	5v3	4v3	5v4	5v3	4v3
0-1/02:00			0-3/06:00		

EVEN STRENGTH (Goals-Occurrences / Time)

5v5	4v4	3v3	TOT	5v5	4v4	3v3	TOT
4-5/59:49			4-5/59:49	3-5/59:49			3-5/59:49

GOALTENDER SUMMARY

PITTSBURGH PENGUINS				TOI				GOALS-SHOTS AGAINST				
				EV	PP	SH	TOT	1	2	3	4	TOT
29	G	FLEURY, MARC-ANDRE										
92	G	VOKOUN, TOMAS (W)		59:49	02:00	06:00	67:49	2-12	0-16	1-7	0-3	3-38
TEAM TOTALS				59:49	02:00	06:00	67:49	2-12	0-16	1-7	0-3	3-38

NEW YORK ISLANDERS				TOI				GOALS-SHOTS AGAINST				
				EV	PP	SH	TOT	1	2	3	4	TOT
20	G	NABOKOV, EVGENI (OT)		59:49	06:00	02:00	67:49	1-7	1-6	1-6	1-2	4-21
60	G	POULIN, KEVIN										
TEAM TOTALS				59:49	06:00	02:00	67:49	1-7	1-6	1-6	1-2	4-21

OFFICIALS

Referee
#4 Wes McCauley
#5 Chris Rooney
Standby
#33 Kevin Pollock

Linesman
#74 Lonnie Cameron
#57 Jay Sharrers
Standby
#70 Derek Nansen

3 STARS By:ISLANDERS MEDIA

- PIT D 44 B.ORPIK
- PIT G 92 T.VOKOUN
- NYI C 91 J.TAVARES

VISITOR

HOME

Event Summary



4



Eastern Conference Quarterfinals
Saturday, May 11, 2013
Attendance 16,170 at Nassau Coliseum
Start 7:09 EDT; End 10:06 EDT

Game 0116
Final



3



PITTSBURGH PENGUINS
Game 6 Away Game 3

NEW YORK ISLANDERS
Game 6 Home Game 3

SHOTS SUMMARY (Goals-Shots On Goal)

EV			PP			SH			TOT
4-21									4-21
5v5	5v4	5v3	4v5	4v4	4v3	3v5	3v4	3v3	
4-21									

EV			PP			SH			TOT
3-31			0-6			0-1			3-38
5v5	5v4	5v3	4v5	4v4	4v3	3v5	3v4	3v3	
3-31			0-6			0-1			

FACE-OFF SUMMARY (Face-offs Won-Face-offs Total / Percentage)

EV	PP	SH	TOT
28-64/44%	0-3/0%	1-6/17%	29-73/40%

EV	PP	SH	TOT
36-64/56%	5-6/83%	3-3/100%	44-73/60%

TEAM SUMMARY

PITTSBURGH PENGUINS		G	A	P	+/-	PN	PIM	TOI						S	A/B	MS	HT	GV	TK	BS	FW	FL	F%
								TOT	SHF	AVG	PP	SH	EV										
2	D NISKANEN, MATT		1	1	-1			20:41	27	00:45	00:32	00:00	20:09		4					1			
3	D MURRAY, DOUGLAS				-1			15:39	22	00:42	00:00	02:44	12:55		2					3			
7	D MARTIN, PAUL	1	1	2	+1			30:03	34	00:53	01:02	03:16	25:45	1		1	2	1		5			
9	L DUPUIS, PASCAL	1		1	+1			19:03	27	00:42	00:01	02:25	16:37	2	1		1						
10	L MORROW, BRENDEN					1	2	11:21	18	00:37	00:42	00:35	10:04			1	2	1		1			
12	R GINLA, JAROME	1		1				17:30	24	00:43	00:57	00:00	16:33	2			1	2		1			
14	L KUNITZ, CHRIS				-1			19:25	26	00:44	00:57	00:00	18:28	2	1			1			1	0	100
16	C SUTTER, BRANDON							17:18	24	00:43	00:00	02:12	15:06	1		2	1	2	1	2	5	13	28
18	L NEAL, JAMES				-1			19:34	27	00:43	01:02	00:00	18:32	1	7	1	1						
24	L COOKE, MATT				+1	1	2	18:27	25	00:44	00:01	01:42	16:44	1			5		1		0	1	0
27	R ADAMS, CRAIG							11:36	16	00:43	00:00	03:43	07:53										
44	D ORPIK, BROOKS	1		1	+2			27:17	36	00:45	00:01	03:28	23:48	2			5						
46	C VITALE, JOE		1	1	+1			08:10	14	00:35	00:01	01:03	07:06	1						1	5	5	50
47	D DESPRES, SIMON				+1			12:59	19	00:41	00:00	00:02	12:57		2		1			2			
48	C KENNEDY, TYLER		1	1	+1			14:56	19	00:47	01:02	00:00	13:54	1		1	1			1	0	1	0
58	D LETANG, KRIS							28:02	36	00:46	01:28	02:30	24:04	1	3	2	2	2	1				
71	C MALKIN, EVGENI		2	2				20:20	28	00:43	00:57	00:00	19:23	1	1	4		1	2	1	6	11	35
87	C CROSBY, SIDNEY		1	1	+1			20:44	26	00:47	01:17	00:20	19:07	5	2			1	1		12	13	48
29	G FLEURY, MARC-ANDRE																						
92	G VOKOUN, TOMAS																						
	TEAM PENALTY					1	2																
TEAM TOTALS		4	7	11	+5	3	6							21	23	12	23	10	6	18	29	44	40

NEW YORK ISLANDERS		G	A	P	+/-	PN	PIM	TOI						S	A/B	MS	HT	GV	TK	BS	FW	FL	F%	
								TOT	SHF	AVG	PP	SH	EV											
2	D	STREIT, MARK				-1			22:55	28	00:49	05:18	00:00	17:37	2		1		1		3			
3	D	HAMONIC, TRAVIS				-1			25:18	32	00:47	00:42	01:27	23:09	2	3	1	1			1			
4	D	MARTINEK, RADEK				-1	1	2	16:58	28	00:36	00:40	00:00	16:18	1	2	2							
7	D	CARKNER, MATT		1	1				20:43	32	00:38	00:00	00:42	20:01			1	1			3			
10	C	AUCCOIN, KEITH		2	2	+1			13:52	22	00:37	00:00	00:01	13:51	2			1			2	7	5	58
11	D	VISNOVSKY, LUBOMIR				+1			26:19	33	00:47	04:56	00:33	20:50	3	3				2	4			
12	C	BAILEY, JOSH		1	1	-1			23:02	31	00:44	01:50	01:10	20:02	6	1	2	2	1	1	1	1	0	100
13	R	MCDONALD, COLIN	1		1	+1			11:33	20	00:34	00:00	00:00	11:33	3			6		1		0	3	0
17	L	MARTIN, MATT							12:00	17	00:42	00:24	00:00	11:36	3		1	11						
21	R	OKPOSO, KYLE							20:43	28	00:44	01:50	00:38	18:15	1	4			1	1		6	2	75
24	R	BOYES, BRAD				-1			23:30	29	00:48	04:10	00:00	19:20	2	1	2				3	1	0	100
26	L	MOULSON, MATT				-1			22:16	29	00:46	04:10	00:00	18:06	5	1	2	2		3	1			
29	C	NELSON, BROCK				-1			07:44	12	00:38	00:00	00:00	07:44				1	1	1				
37	D	STRAIT, BRIAN							23:09	31	00:44	00:00	01:18	21:51		1	1	1		1	3			
40	R	GRABNER, MICHAEL	1	1	2	+2			13:04	22	00:35	00:00	00:49	12:15	2		1	2	1	2				
51	C	NIELSEN, FRANS				-1			19:50	31	00:38	01:50	00:49	17:11	3	1		1	1	1	1	6	8	43
53	C	CIZIKAS, CASEY				-1			10:18	15	00:41	00:00	00:33	09:45		1			1			7	3	70
91	C	TAVARES, JOHN	1		1	-1			23:51	29	00:49	04:10	00:00	19:41	3		3	1	1	1	1	16	8	67
20	G	NABOKOV, EVGENI																						
60	G	POULIN, KEVIN																						
TEAM TOTALS		3	5	8	-5	1	2								38	18	17	31	7	15	23	44	29	60

G=Goals A=Assists P=Points +/-=Plus/Minus PN=Number of Penalties PIM=Penalty Minutes TOI=Time On Ice SHF=# of Shifts AVG=Average Time/Shift S=Shots on Goal A/B=Attempts Blocked MS=Missed Shots HT=Hits Given GV=Giveaways TK=Takeaways BS=Blocked Shots FW=Faceoffs Won FL=Faceoffs Lost F%=Faceoff Win Percentage PP=Power Play SH=Short Handed EV=Even Strength OT=Overtime TOT=Total

VISITOR

Game Summary

HOME



1



Eastern Conference Semifinals
Tuesday, May 14, 2013
Attendance 18,621 at CONSOL Energy Center
Start 7:40 EDT; End 10:19 EDT
Game 0211
Final



4



OTTAWA SENATORS
Game 6 Away Game 4

PITTSBURGH PENGUINS
Game 7 Home Game 4

SCORING SUMMARY

G	Per	Time	Str	Team	Goal Scorer	Assist	Assist	OTT on Ice	PIT on Ice
1	1	2:41	PP	PIT	7 P.MARTIN(2)	71 E.MALKIN(10)	10 B.MORROW(2)	2, 9, 11, 41, 62	2, 7, 10, 12, 71, 92
2	1	4:51	EV	OTT	14 C.GREENING(1)	22 E.CONDRA(4)	2 J.COWEN(2)	2, 14, 22, 41, 44, 62	3, 5, 9, 12, 87, 92
3	1	12:15	EV	PIT	71 E.MALKIN(3)	14 C.KUNITZ(4)	18 J.NEAL(1)	2, 7, 11, 41, 62, 89	7, 14, 18, 44, 71, 92
4	2	18:33	PP	PIT	14 C.KUNITZ(3)	12 J.IGINLA(8)	58 K.LETANG(5)	3, 4, 7, 22, 41	12, 14, 58, 71, 87, 92
5	3	11:24	SH	PIT	9 P.DUPUIS(6)	3 D.MURRAY(1)		9, 33, 41, 55, 65, 93	3, 9, 24, 58, 92

OTTAWA SENATORS

PITTSBURGH PENGUINS

PENALTY SUMMARY

#	Per	Time	Player	PIM	Penalty	#	Per	Time	Player	PIM	Penalty
1	1	1:12	7 K.TURRIS	2	Hi-sticking	1	1	14:03	48 T.KENNEDY	2	Holding
2	1	17:48	62 E.GRYBA	2	Holding	2	1	18:10	71 E.MALKIN	2	Tripping
3	2	17:57	89 C.CONACHER	2	Holding	3	2	8:37	18 J.NEAL	2	Roughing
4	3	8:04	89 C.CONACHER	2	Cross checking	4	3	8:04	58 K.LETANG	2	Unsportsmanlike conduct
5	3	19:31	15 Z.SMITH	2	Roughing	5	3	10:19	18 J.NEAL	2	Holding
6	3	19:31	15 Z.SMITH	2	Roughing	6	3	12:58	18 J.NEAL	2	Interference
7	3	19:31	25 C.NEIL	10	Misconduct (10 min)	7	3	19:31	46 J.VITALE	2	Unsportsmanlike conduct
8	3	19:31	15 Z.SMITH	10	Misconduct (10 min)	8	3	19:31	10 B.MORROW	2	Unsportsmanlike conduct
9	3	19:31	2 J.COWEN	2	Unsportsmanlike conduct	9	3	19:31	5 D.ENGELLAND	2	Unsportsmanlike conduct
10	3	19:31	89 C.CONACHER	2	Unsportsmanlike conduct						
TOT (PN-PIM) 10-36						TOT (PN-PIM) 9-18					
Power Plays (Goals-Opp./PPTIME) 0-5/08:22						Power Plays (Goals-Opp./PPTIME) 2-4/02:56					

BY PERIOD

Per	Goals	Shots	PN	PIM	Per	Goals	Shots	PN	PIM
1	1	14	2	4	1	2	12	2	4
2	0	12	1	2	2	1	12	1	2
3	0	10	7	30	3	1	6	6	12
TOT	1	36	10	36	TOT	4	30	9	18

POWER PLAYS (Goals-Occurrences / Time)

5v4	5v3	4v3	5v4	5v3	4v3
0-5/08:22			2-4/02:56		

EVEN STRENGTH (Goals-Occurrences / Time)

5v5	4v4	3v3	TOT	5v5	4v4	3v3	TOT
1-9/45:04	0-2/03:38		1-11/48:42	1-9/45:04	0-2/03:38		1-11/48:42

GOALTENDER SUMMARY

OTTAWA SENATORS			TOI				GOALS-SHOTS AGAINST			
			EV	PP	SH	TOT	1	2	3	TOT
40	G	LEHNER, ROBIN								
41	G	ANDERSON, CRAIG (L)	48:28	08:22	02:56	59:46	2-12	1-12	1-6	4-30
		EMPTY NET	00:14	00:00	00:00	00:14				
TEAM TOTALS			48:42	08:22	02:56	60:00	2-12	1-12	1-6	4-30

PITTSBURGH PENGUINS			TOI				GOALS-SHOTS AGAINST			
			EV	PP	SH	TOT	1	2	3	TOT
29	G	FLEURY, MARC-ANDRE								
92	G	VOKOUN, TOMAS (W)	48:32	02:56	08:22	59:50	1-14	0-12	0-10	1-36
		EMPTY NET	00:10	00:00	00:00	00:10				
TEAM TOTALS			48:42	02:56	08:22	60:00	1-14	0-12	0-10	1-36

OFFICIALS

Referee
#4 Wes McCauley
#25 Marc Joannette
Standby
#40 Steve Kozari

Linesman
#75 Derek Amell
#68 Scott Driscoll
Standby

3 STARS By:Consol Energy Center Media

1. PIT C 71 E.MALKIN
2. PIT G 92 T.VOKOUN
3. PIT L 14 C.KUNITZ

HOME



1



Final



4



Game 7 Home Game 4

EV			PP		SH		TOT	
1-28			0-7		0-1		1-36	
5v5	5v4	5v3	4v5	4v4	4v3	3v5	3v4	3v3
1-25	0-7		0-1	0-3				

EV		PP		SH		TOT	
1-24		2-4		1-2		4-30	
5v5	5v4	5v3	4v5	4v4	4v3	3v5	3v4
1-23	2-4	1-2	0-1				

EV	PP	SH	TOT
23-43/53%	4-9/44%	4-5/80%	31-57/54%

EV	PP	SH	TOT
20-43/47%	1-5/20%	5-9/56%	26-57/46%

TEAM SUMMARY																										
OTTAWA SENATORS		G	A	P	+/-	PN	PIM	TOI						S	A/B	MS	HT	GV	TK	BS	FW	FL	F%			
								TOT	SHF	AVG	PP	SH	EV													
2	D	COWEN, JARED		1	1		1	2	16:44	22	00:45	01:30	00:33	14:41		1		3	1		1					
3	D	METHOT, MARC							20:31	24	00:51	00:03	01:27	19:01	4			3			1					
4	D	PHILLIPS, CHRIS							22:00	27	00:48	02:47	02:23	16:50	2	4			1							
7	C	TURRIS, KYLE			-1	1	2		19:01	25	00:45	04:25	00:56	13:40	2	1	1	2				14	7	67		
9	L	MICHALEK, MILAN			-1				16:05	21	00:45	04:15	00:14	11:36	4		1	2								
11	R	ALFREDSSON, DANIEL			-1				17:58	24	00:44	04:13	00:35	13:10	3	1	1	1		2	1					
14	C	GREENING, COLIN	1		1	+1			14:25	18	00:48	01:30	00:24	12:31	2			1	3			0	1	0		
15	C	SMITH, ZACK					3	14	12:55	18	00:43	00:00	00:00	12:55	1	2		1				5	10	33		
22	R	CONDRA, ERIK		1	1	+1			12:22	17	00:43	00:03	02:23	09:56	2	1	1				1					
25	R	NEIL, CHRIS					1	10	13:14	18	00:44	00:35	00:00	12:39	1			2	5							
28	L	KASSIAN, MATT							09:42	16	00:36	00:00	00:00	09:42	1	1		2			1					
33	R	SILFVERBERG, JAKOB			-1				14:59	19	00:47	03:54	00:00	11:05	2	1	2									
44	C	PAGEAU, JEAN-GABRIEL			+1				13:07	20	00:39	00:03	01:20	11:44	3		1	1				7	4	64		
55	D	GONCHAR, SERGEI			-1				25:19	26	00:58	06:49	00:56	17:34	2	1	2	1								
62	D	GRYBA, ERIC					1	2	08:40	13	00:40	00:12	00:33	07:55		1		1			1					
65	D	KARLSSON, ERIK			-1				26:58	27	00:59	05:35	00:00	21:23	3	3	2		1							
89	C	CONACHER, CORY			-1	3	6		14:57	20	00:44	02:02	00:00	12:55					1	1						
93	C	ZIBANEJAD, MIKA			-1				14:43	19	00:46	03:54	00:00	10:49	4	1		1				5	4	56		
40	G	LEHNER, ROBIN																								
41	G	ANDERSON, CRAIG																								
TEAM TOTALS		1	2	3	-5	10	36								36	18	14	26	4	3	6	31	26	54		

PITTSBURGH PENGUINS		G	A	P	+/-	PN	PIM	TOI						S	A/B	MS	HT	GV	TK	BS	FW	FL	F%
								TOT	SHF	AVG	PP	SH	EV										
2	D	NISKANEN, MATT						18:44	23	00:48	00:33	00:17	17:54	1		1	2	1		1			
3	D	MURRAY, DOUGLAS	1	1				14:33	20	00:43	00:29	04:19	09:45	2			1			5			
5	D	ENGELLAND, DERYK			-1	1	2	13:30	18	00:45	00:00	00:05	13:25	1	1		1			1			
7	D	MARTIN, PAUL	1	1	+1			23:47	32	00:44	00:33	03:58	19:16	4		1	1		1	1			
9	L	DUPUIS, PASCAL	1		1			17:37	23	00:45	00:00	04:17	13:20	4		3	4						
10	L	MORROW, BRENDEN	1	1		1	2	10:31	17	00:37	00:33	00:25	09:33	1			2			1	0	1	0
12	R	IGINLA, JAROME	1	1	-1			14:49	19	00:46	01:09	00:00	13:40	2			1			1			
14	L	KUNITZ, CHRIS	1	1	2	+1		13:05	17	00:46	01:54	00:17	10:54	2			5				0	1	0
16	C	SUTTER, BRANDON						16:18	22	00:44	00:29	03:01	12:48	2						1	7	5	58
18	L	NEAL, JAMES	1	1	+1	3	6	14:03	23	00:36	01:18	00:00	12:45	1			4						
24	L	COOKE, MATT			+1			14:20	18	00:47	00:00	02:53	11:27	1			5						
27	R	ADAMS, CRAIG						14:06	22	00:38	00:29	05:08	08:29		1		3		1	2	1	3	25
44	D	ORPIK, BROOKS			+1			24:03	29	00:49	00:29	03:46	19:48	1		1	4			2			
46	C	VITALE, JOE				1	2	10:44	16	00:40	00:00	00:17	10:27				3	1			2	5	29
48	C	KENNEDY, TYLER				1	2	11:20	15	00:45	00:29	00:00	10:51		2	1	2		1	1			
58	D	LETANG, KRIS	1	1	+1	1	2	23:40	26	00:54	01:54	04:19	17:27	2	2	1	1	2		2			
71	C	MALKIN, EVGENI	1	1	2	+1	1	15:56	21	00:45	02:27	00:00	13:29	2		3					8	5	62
87	C	CROSBY, SIDNEY			-1			17:04	21	00:48	01:54	00:26	14:44	4		1	1		1		8	11	42
29	G	FLEURY, MARC-ANDRE																					
92	G	VOKOUN, TOMAS																					
TEAM TOTALS		4	7	11	+4	9	18							30	6	12	40	4	4	18	26	31	46

G=Goals A=Assists P=Points +/-=Plus/Minus PN=Number of Penalties PIM=Penalty Minutes TOI=Time On Ice SHF=# of Shifts AVG=Average Time/Shift S=Shots on Goal AB=Attempts Blocked MS=Missed Shots HT=Hits Given GV=Giveaways TK=Takeaways BS=Blocked Shots FW=Faceoffs Won FL=Faceoffs Lost F%=Faceoff Win Percentage PP=Power Play SH=Short Handed EV=Even Strength OT=Overtime TOT=Total

VISITOR

Game Summary

HOME



3



Eastern Conference Semifinals
Friday, May 17, 2013
Attendance 18,645 at CONSOL Energy Center
Start 7:39 EDT; End 10:11 EDT
Game 0212
Final



4



OTTAWA SENATORS
Game 7 Away Game 5

PITTSBURGH PENGUINS
Game 8 Home Game 5

SCORING SUMMARY

G	Per	Time	Str	Team	Goal	Scorer	Assist	Assist	OTT on Ice	PIT on Ice
1	1	3:16	EV	PIT	87	S.CROSBY(4)	7 P.MARTIN(6)	2 M.NISKANEN(2)	3, 25, 33, 41, 65, 93	2, 7, 9, 14, 87, 92
2	1	13:15	PP	OTT	7	K.TURRIS(4)	11 D.ALFREDSSON(5)	55 S.GONCHAR(5)	7, 9, 11, 41, 55, 65	7, 24, 44, 87, 92
3	1	16:07	EV	PIT	87	S.CROSBY(5)	14 C.KUNITZ(5)	58 K.LETANG(6)	3, 33, 41, 65, 89, 93	2, 9, 14, 58, 87, 92
4	2	1:15	PP	PIT	87	S.CROSBY(6)	58 K.LETANG(7)	71 E.MALKIN(11)	3, 4, 11, 41, 44	12, 14, 58, 71, 87, 92
5	2	1:55	EV	OTT	14	C.GREENING(2)	15 Z.SMITH(1)	25 C.NEIL(3)	4, 14, 15, 25, 40, 61	3, 5, 10, 18, 46, 92
6	2	8:04	EV	PIT	10	B.MORROW(1)	18 J.NEAL(2)	7 P.MARTIN(7)	2, 9, 11, 40, 55, 73	2, 7, 10, 18, 48, 92
7	3	2:01	EV	OTT	44	J.PAGEAU(4)	73 G.LATENDRESSE(1)	22 E.CONDRA(5)	3, 22, 40, 44, 61, 73	5, 12, 18, 58, 71, 92

OTTAWA SENATORS

PITTSBURGH PENGUINS

PENALTY SUMMARY

#	Per	Time	Player	PIM	Penalty	#	Per	Time	Player	PIM	Penalty
1	1	6:21	7 K.TURRIS	2	Holding	1	1	13:03	71 E.MALKIN	2	Hooking
2	1	10:19	3 M.METHOT	2	Roughing	2	2	3:26	58 K.LETANG	2	Roughing
3	2	0:49	65 E.KARLSSON	2	Hooking	3	3	3:13	44 B.ORPIK	2	Boarding
4	2	3:26	25 C.NEIL	2	Cross checking						
5	2	5:56	73 G.LATENDRESSE	2	Boarding						
6	2	8:22	25 C.NEIL	2	Slashing						
7	3	14:49	89 C.CONACHER	2	Hi-sticking						
TOT (PN-PIM) 7-14						TOT (PN-PIM) 3-6					
Power Plays (Goals-Opp./PPTIME) 1-2/02:12						Power Plays (Goals-Opp./PPTIME) 1-6/10:26					

BY PERIOD

Per	Goals	Shots	PN	PIM	Per	Goals	Shots	PN	PIM
1	1	7	2	4	1	2	18	1	2
2	1	9	4	8	2	2	15	1	2
3	1	6	1	2	3	0	9	1	2
TOT	3	22	7	14	TOT	4	42	3	6

POWER PLAYS (Goals-Occurrences / Time)

5v4	5v3	4v3	5v4	5v3	4v3
1-2/02:12			1-6/10:26		

EVEN STRENGTH (Goals-Occurrences / Time)

5v5	4v4	3v3	TOT	5v5	4v4	3v3	TOT
2-10/45:22	0-1/02:00		2-11/47:22	3-10/45:22	0-1/02:00		3-11/47:22

GOALTENDER SUMMARY

OTTAWA SENATORS		TOI				GOALS-SHOTS AGAINST			
		EV	PP	SH	TOT	1	2	3	TOT
40	G LEHNER, ROBIN (L)	30:03	02:00	06:00	38:03		1-12	0-9	1-21
41	G ANDERSON, CRAIG	16:37	00:12	04:26	21:15	2-18	1-3		3-21
	EMPTY NET	00:42	00:00	00:00	00:42				
TEAM TOTALS		47:22	02:12	10:26	60:00	2-18	2-15	0-9	4-42

PITTSBURGH PENGUINS		TOI				GOALS-SHOTS AGAINST			
		EV	PP	SH	TOT	1	2	3	TOT
29	G FLEURY, MARC-ANDRE								
92	G VOKOUN, TOMAS (W)	47:22	10:26	02:12	60:00	1-7	1-9	1-6	3-22
TEAM TOTALS		47:22	10:26	02:12	60:00	1-7	1-9	1-6	3-22

OFFICIALS

Referee
#13 Dan O'Halloran
#28 Chris Lee
Standby
#24 Stephen Walkom

Linesman
#59 Steve Barton
#65 Pierre Racicot
Standby

3 STARS By:Consol Energy Center Media

1. PIT C 87 S.CROSBY
2. PIT D 58 K.LETANG
3. OTT C 14 C.GREENING

VISITOR

Event Summary

HOME



3



Eastern Conference Semifinals

Friday, May 17, 2013

Attendance 18,645 at CONSOL Energy

Center

Start 7:39 EDT; End 10:11 EDT

Game 0212

Final



4



OTTAWA SENATORS

Game 7 Away Game 5

PITTSBURGH PENGUINS

Game 8 Home Game 5

SHOTS SUMMARY (Goals-Shots On Goal)

EV		PP		SH		TOT	
2-18		1-2		0-2		3-22	
5v5	5v4	5v3	4v5	4v4	4v3	3v5	3v4
2-18	1-2	0-2					

EV		PP		SH		TOT	
3-31		1-11				4-42	
5v5	5v4	5v3	4v5	4v4	4v3	3v5	3v4
3-31	1-11						

FACE-OFF SUMMARY (Face-offs Won-Face-offs Total / Percentage)

EV	PP	SH	TOT
27-53/51%	3-3/100%	5-10/50%	35-66/53%

TEAM SUMMARY

OTTAWA SENATORS		G	A	P	+/-	PN	PIM	TOI						S	A/B	MS	HT	GV	TK	BS	FW	FL	F%
								TOT	SHF	AVG	PP	SH	EV										
2	D COWEN, JARED				-1			22:17	28	00:47	00:00	04:58	17:19	1			2						
3	D METHOT, MARC				+1	1	2	21:01	28	00:45	00:00	04:28	16:33	1	1		4						
4	D PHILLIPS, CHRIS				+1			20:40	28	00:44	00:22	05:28	14:50	2	1		2	1		1			
7	C TURRIS, KYLE	1		1		1	2	17:19	28	00:37	01:10	02:05	14:04	2			2				15	9	63
9	L MICHALEK, MILAN				-1			19:28	28	00:41	01:10	03:14	15:04	2	1		4				0	1	0
11	R ALFREDSSON, DANIEL			1	1	-1		19:54	27	00:44	01:10	04:01	14:43	1	3		3			1	1	0	100
14	C GREENING, COLIN	1		1	+1			15:04	23	00:39	00:00	03:16	11:48	5	1	2	2	1					
15	C SMITH, ZACK			1	1	+1		12:46	20	00:38	00:00	00:00	12:46	1			3	1		1	8	11	42
22	R CONDRA, ERIK			1	1	+1		15:48	22	00:43	00:00	04:23	11:25		2		2		1				
25	R NEIL, CHRIS			1	1		2	11:57	20	00:35	00:00	00:00	11:57	1			6						
33	R SILFVERBERG, JAKOB					-2		10:12	19	00:32	01:00	01:36	07:34		2		1			1	1	0	100
44	C PAGEAU, JEAN-GABRIEL	1		1	+1			14:42	23	00:38	00:00	02:17	12:25	2	1		2				8	6	57
55	D GONCHAR, SERGEI			1	1	-1		24:16	32	00:45	02:12	04:58	17:06	1	3	1	1			2			
61	D BENOIT, ANDRE					+2		16:13	20	00:48	00:00	01:00	15:13		1		3						
65	D KARLSSON, ERIK					-2	1	15:37	21	00:44	01:50	00:00	13:47		2	1				1			
73	L LATENDRESSE, GUILLAUME		1	1			1	12:21	20	00:37	00:00	00:00	12:21	1	1	1	1			1			
89	C CONACHER, CORY				-1	1	2	10:49	17	00:38	01:02	00:00	09:47	1	1				1	1			
93	C ZIBANEJAD, MIKA					-2		07:52	15	00:31	01:02	00:00	06:50	1		1	3				2	4	33
40	G LEHNER, ROBIN																						
41	G ANDERSON, CRAIG																						
TEAM TOTALS		3	6	9	-5	7	14							22	20	6	41	3	3	8	35	31	53

PITTSBURGH PENGUINS		G	A	P	+/-	PN	PIM	TOI						S	A/B	MS	HT	GV	TK	BS	FW	FL	F%	
								TOT	SHF	AVG	PP	SH	EV											
2	D	NISKANEN, MATT		1	1	+3			20:44	24	00:51	03:29	00:55	16:20	3	1	3	1		1	2			
3	D	MURRAY, DOUGLAS				-1			12:21	21	00:35	00:00	00:55	11:26				2		2				
5	D	ENGELLAND, DERYK				-2			08:49	13	00:40	00:00	00:00	08:49	1									
7	D	MARTIN, PAUL		2	2	+2			26:14	30	00:52	04:04	01:17	20:53	1	2	2		1	2	3			
9	L	DUPUIS, PASCAL				+2			17:26	24	00:43	00:03	00:55	16:28	2			1						
10	L	MORROW, BRENDEN	1		1				14:01	19	00:44	03:23	00:00	10:38	2			4						
12	R	IGINLA, JAROME				-1			15:47	17	00:55	06:09	00:00	09:38	8					1	1	0	100	
14	L	KUNITZ, CHRIS		1	1	+2			18:25	23	00:48	05:31	00:00	12:54	3	2	1	4						
16	C	SUTTER, BRANDON							14:16	24	00:35	00:22	01:05	12:49	2		1	1		2	5	9	7	56
18	L	NEAL, JAMES		1	1	-1			16:38	20	00:49	04:32	00:00	12:06	4		2	1						
24	L	COOKE, MATT							13:13	22	00:36	00:00	01:17	11:56				3	1					
27	R	ADAMS, CRAIG							10:10	13	00:46	00:00	00:55	09:15			2							
44	D	ORPIK, BROOKS					1	2	22:08	26	00:51	00:34	00:12	21:22				2		1	3			
46	C	VITALE, JOE				-1			09:26	12	00:47	00:00	00:00	09:26				1	1		7	7	50	
48	C	KENNEDY, TYLER				+1			12:10	14	00:52	03:40	00:00	08:30	1	1		1			1	1	50	
58	D	LETANG, KRIS		2	2		1	2	24:15	28	00:51	07:10	01:05	16:00	5				1		2			
71	C	MALKIN, EVGENI		1	1	-1	1	2	18:49	20	00:56	06:56	00:00	11:53	4	2	1			2	1	3	7	30
87	C	CROSBY, SIDNEY		3	3	+2			20:56	25	00:50	06:17	00:12	14:27	6				2	1	1	10	13	43
29	G	FLEURY, MARC-ANDRE																						
92	G	VOKOUN, TOMAS																	1					
TEAM TOTALS		4	8	12	+5	3	6								42	8	12	21	7	9	20	31	35	47

G=Goals A=Assists P=Points +/-=Plus/Minus PN=Number of Penalties PIM=Penalty Minutes TOI=Time On Ice SHF=# of Shifts AVG=Average Time/Shift S=Shots on Goal AB=Attempts Blocked MS=Missed Shots HT=Hits Given GV=Giveaways TK=Takeaways BS=Blocked Shots FW=Faceoffs Won FL=Faceoffs Lost F%=Faceoff Win Percentage PP=Power Play SH=Short Handed EV=Even Strength OT=Overtime TOT=Total

VISITOR

Sommaire du Match Game Summary

HOME



1



PITTSBURGH PENGUINS
Match/Game 9 Étr./Away 4

Eastern Conference Semifinals
Sunday, May 19, 2013
Ass./Att. 20,500 @ Scotiabank Place
Début/Start 7:45 EDT; Fin/End 11:38 EDT
Match/Game 0213
Final



2



OTTAWA SENATORS
Match/Game 8 Dom./Home 3

SOMMAIRE / SCORING SUMMARY

B G	Per	Temps Time	Sit Str	Club Team	But/Goal	Scorer	Aide/Assist	Aide/Assist	PIT on Ice	OTT on Ice
1	2	18:53	EV	PIT	48	T.KENNEDY(2)	24	M.COOKIE(1)	7, 16, 24, 44, 48, 92	3, 9, 19, 41, 65, 89
2	3	19:31	SH	OTT	11	D.ALFREDSSON(3)	9	M.MICHALEK(2)	7, 14, 16, 58, 71, 92	4, 9, 11, 55, 93
3	5	7:39	EV	OTT	14	C.GREENING(3)	61	A.BENOIT(2)	2, 4, 16, 24, 44, 92	4, 14, 22, 41, 44, 61

PITTSBURGH PENGUINS

OTTAWA SENATORS

PÉNALTÉS / PENALTY SUMMARY

#	Per	Temps Time	Joueur/Player	MIN PIM	Punition/Penalty	#	Per	Temps Time	Joueur/Player	MIN PIM	Punition/Penalty
1	1	16:31	15 T.GLASS	2	Slashing	1	1	6:26	4 C.PHILLIPS	2	Holding
2	2	8:31	87 S.CROSBY	2	Hi-sticking	2	1	19:57	3 M.METHOD	2	Tripping
3	2	11:25	3 D.MURRAY	2	Holding	3	2	0:59	TEAM	2	Too many men/ice - bench
4	5	5:09	2 M.NISKANEN	2	Tripping	4	2	6:55	15 Z.SMITH	2	Roughing
TOT (Pun/PN-MIN/PIM) 4-8						TOT (Pun/PN-MIN/PIM) 7-14					
AV. NUM. (B-Opp-Temps) / Power Plays (Goals-Opp./PPTTime) 0-6/10:38						AV. NUM. (B-Opp-Temps) / Power Plays (Goals-Opp./PPTTime) 0-3/05:36					

BY PERIOD

Per	Buts/Goals	Lanc./Shots	Pun/PN	MIN/PIM	Per	Buts/Goals	Lanc./Shots	Pun/PN	MIN/PIM
1	0	12	1	2	1	0	8	2	4
2	1	11	2	4	2	0	10	3	6
3	0	9	0	0	3	1	10	1	2
4	0	13	0	0	4	0	14	0	0
5	0	5	1	2	5	1	6	1	2
TOT	1	50	4	8	TOT	2	48	7	14

AVANTAGE NUMÉRIQUE (Buts-Occ./Temps) / POWER PLAYS (Goals-Occurrences / Time)

5v4	5v3	4v3	5v4	5v3	4v3
0-5/09:40	0-1/00:58		0-3/05:36		

FORCES ÉGALES (Buts-Occ./Temps) / EVEN STRENGTH (Goals-Occurrences / Time)

5v5	4v4	3v3	TOT	5v5	4v4	3v3	TOT
1-9/69:01	0-2/02:24		1-11/71:25	1-9/69:01	0-2/02:24		1-11/71:25

GARDIENS / GOALTENDER SUMMARY

PITTSBURGH PENGUINS		TOI				BUTS-LANCERS GOALS-SHOTS AGAINST					
		FÉ/ÉV	AN/PP	DN/SH	TOT	1	2	3	4	5	TOT
29	G FLEURY, MARC-ANDRE										
92	G VOKOUN, TOMAS (OT)	71:25	10:38	05:36	87:39	0-8	0-10	1-10	0-14	1-6	2-48
TEAM TOTALS		71:25	10:38	05:36	87:39	0-8	0-10	1-10	0-14	1-6	2-48

OTTAWA SENATORS		TOI				BUTS-LANCERS GOALS-SHOTS AGAINST					
		FÉ/ÉV	AN/PP	DN/SH	TOT	1	2	3	4	5	TOT
40	G LEHNER, ROBIN										
41	G ANDERSON, CRAIG (W)	71:25	05:36	10:35	87:36	0-12	1-11	0-9	0-13	0-5	1-50
EMPTY NET		00:00	00:00	00:03	00:03						
TEAM TOTALS		71:25	05:36	10:38	87:39	0-12	1-11	0-9	0-13	0-5	1-50

OFFICIELS / OFFICIALS

Arbitre/Referee
#27 Eric Furlatt
#24 Stephen Walkom
Standby
#33 Kevin Pollock

JL/Linesman
#50 Scott Cherrey
#93 Brian Murphy
Standby

3 ÉTOILES / 3 STARS Par/By:Team 1200

- OTT C 14 C.GREENING
- OTT G 41 C.ANDERSON
- PIT G 92 T.VOKOUN

VISITOR

Sommaire du Match
Event Summary

HOME



1



Eastern Conference Semifinals

Sunday, May 19, 2013

Ass./Att. 20,500 @ Scotiabank Place

Début/Start 7:45 EDT; Fin/End 11:38 EDT

Match/Game 0213

Final



2



PITTSBURGH PENGUINS

Match/Game 9 Étr./Away 4

OTTAWA SENATORS

Match/Game 8 Dom./Home 3

LANCERS (Buts-Lancers) / SHOTS SUMMARY (Goals-Shots On Goal)

FÉ/EV	AN/PP	DN/SH	TOT
1-38	0-12		1-50
5v5	5v4	5v3	4v5
1-37	0-10	0-2	0-1

FÉ/EV	AN/PP	DN/SH	TOT
1-43	0-2	1-3	2-48
5v5	5v4	5v3	4v5
1-42	0-2	1-3	0-1

MISES EN JEU (Gagnées-Tot/%) / FACE-OFF SUMMARY (Face-offs Won-Face-offs Total / Percentage)

FÉ/EV	AN/PP	DN/SH	TOT
36-76/47%	10-17/59%	1-4/25%	47-97/48%

FÉ/EV	AN/PP	DN/SH	TOT
40-76/53%	3-4/75%	7-17/41%	50-97/52%

ÉQUIPE / TEAM SUMMARY

PITTSBURGH PENGUINS		B	G	A	P	+/-	PUN PN	MIN PIM	TEMPS/TOI						LANC. S	TENT/BL A/B	LR MS	MÉ HT	R GV	PP TK	LB BS	MG FW	MP FL	M% F%	
									TOT	PR SHF	MOY AVG	AN/PP	DN/SH	FÉ/EV											
2	D	NISKANEN, MATT				-1	1	2	26:54	33	00:48	01:19	00:00	25:35	2	1		1	1						
3	D	MURRAY, DOUGLAS					1	2	17:49	24	00:44	00:00	02:49	15:00	2			2	1		3				
4	D	EATON, MARK				-1			16:35	25	00:39	00:00	00:50	15:45	1						1				
7	D	MARTIN, PAUL							37:16	39	00:57	05:39	02:36	29:01	2						8				
9	L	DUPUIS, PASCAL							26:25	32	00:49	00:06	03:36	22:43	4	2	2	3			1	0	2	0	
10	L	MORROW, BRENDEN							16:21	26	00:37	00:54	00:02	15:25	1			1	1						
12	R	IGINLA, JAROME							18:37	25	00:44	02:48	00:00	15:49	2	2	1	1			1				
14	L	KUNITZ, CHRIS				-1			28:59	33	00:52	07:21	00:10	21:28	2	1	2	4		2					
15	L	GLASS, TANNER					1	2	09:56	18	00:33	00:00	00:36	09:20				2			1	0	2	0	
16	C	SUTTER, BRANDON				-1			25:02	36	00:41	00:15	02:30	22:17	5				1	3	1	21	15	58	
18	L	NEAL, JAMES							23:30	30	00:47	04:30	00:00	19:00	5	3	2	1		3		0	1	0	
24	L	COOKE, MATT		1	1				21:07	32	00:39	00:00	01:48	19:19	1	2			6		1				
27	R	ADAMS, CRAIG							15:06	23	00:39	00:00	02:30	12:36	1			1	6		1	1	4	20	
44	D	ORPIK, BROOKS							35:47	37	00:58	00:01	02:47	32:59				2	4			6			
48	C	KENNEDY, TYLER	1		1	+1			11:00	24	00:27	00:21	00:00	10:39	2				1		1				
58	D	LETANG, KRIS				-1			36:52	39	00:56	09:42	02:10	25:00	7	5	3	3	1	2	4				
71	C	MALKIN, EVGENI				-1			29:51	29	01:01	10:09	00:00	19:42	10	5	1	1	1	3	1	3	5	38	
87	C	CROSBY, SIDNEY					1	2	33:08	35	00:56	10:05	00:00	23:03	3			2	1	2	1		22	21	51
29	G	FLEURY, MARC-ANDRE																							
92	G	VOKOUN, TOMAS																							
TEAM TOTALS		1	1	2	-5		4	8							50	21	16	36	7	17	29	47	50	48	

OTTAWA SENATORS		B	G	A	P	+/-	PUN PN	MIN PIM	TEMPS/TOI						LANC. S	TENT/BL A/B	LR MS	MÉ HT	R GV	PP TK	LB BS	MG FW	MP FL	M% F%	
									TOT	PR SHF	MOY AVG	AN/PP	DN/SH	FÉ/EV											
2	D	COWEN, JARED							26:04	34	00:46	00:11	03:11	22:42	1	1	1	2	1		2				
3	D	METHOT, MARC				-1	1	2	34:31	44	00:47	00:00	04:48	29:43	2	1		5	3	1	1				
4	D	PHILLIPS, CHRIS				+2	2	4	26:45	42	00:38	00:59	04:59	20:47	1	3			2			4			
7	C	TURRIS, KYLE							31:02	37	00:50	03:00	03:33	24:29	5			3	1	1		3	22	17	56
9	L	MICHALEK, MILAN		1	1				21:08	35	00:36	02:29	02:27	16:12	2	3	1	1	1						
11	R	ALFREDSSON, DANIEL	1		1	+1			27:34	35	00:47	02:59	03:28	21:07	5	1				4	1		0	1	0
14	C	GREENING, COLIN	1		1	+1			20:59	33	00:38	00:12	02:27	18:20	4	2			5		1	2	0	1	0
15	C	SMITH, ZACK					1	2	20:31	29	00:42	01:04	00:03	19:24				2	6			1	3	5	38
19	C	SPEZZA, JASON				-1			18:40	33	00:33	02:24	00:00	16:16	4			2	1	1			15	10	60
22	R	CONDRA, ERIK		1	1	+1			18:02	30	00:36	00:01	03:57	14:04	1				1			1	0	1	0
25	R	NEIL, CHRIS							16:53	24	00:42	00:00	00:00	16:53	1	3			10						
33	R	SILFVERBERG, JAKOB							25:48	32	00:48	03:00	02:30	20:18	3	2	2	1	1		1				
44	C	PAGEAU, JEAN-GABRIEL				+1			18:47	31	00:36	00:26	01:32	16:49	3	2	1	2	2			9	8		53
55	D	GONCHAR, SERGEI		1	1	+1			30:30	34	00:53	05:00	06:00	19:30	3	3	2	2	2		1				
61	D	BENOIT, ANDRE		1	1	+1			18:46	32	00:35	00:04	02:32	16:10	5	1	2	1			1				
65	D	KARLSSON, ERIK				-1	2	4	39:48	41	00:58	04:58	00:07	34:43	5	7	2	2	1	2	3				
89	C	CONACHER, CORY				-1			13:22	23	00:34	01:13	00:00	12:09				2	2	1		1	1	3	25
93	C	ZIBANEJAD, MIKA				+1			15:08	24	00:37	00:00	00:03	15:05	3				4	1		1	0	1	0
40	G	LEHNER, ROBIN																							
41	G	ANDERSON, CRAIG																		1					
TEAM PENALTY							1	2																	
TEAM TOTALS		2	4	6	+5		7	14							48	29	21	47	20	6	21	50	47	52	

G=Goals A=Assists P=Points +/-=Plus/Minus PN=Number of Penalties PIM=Penalty Minutes TOI=Time On Ice SHF=# of Shifts AVG=Average Time/Shift S=Shots on Goal A/B=Attempts Blocked MS=Missed Shots HT=Hits Given GV=Giveaways TK=Takeaways BS=Blocked Shots FW=Faceoffs Won FL=Faceoffs Lost F%=Faceoff Win Percentage PP=Power Play SH=Short Handed EV=Even Strength OT=Overtime TOT=Total

VISITOR

Sommaire du Match

Game Summary

HOME



7



3



PITTSBURGH PENGUINS
Match/Game 10 Étr./Away 5

Eastern Conference Semifinals
Wednesday, May 22, 2013
Ass./Att. 20,500 @ Scotiabank Place
Début/Start 7:39 EDT; Fin/End 10:12 EDT
Match/Game 0214
Final

OTTAWA SENATORS
Match/Game 9 Dom./Home 4

SOMMAIRE / SCORING SUMMARY

B G	Per	Temps Time	Sit Str	Club Team	But/Goal	Scorer	Aide/Assist	Aide/Assist	PIT on Ice	OTT on Ice
1	1	2:29	SH	OTT	9	M.MICHALEK(2)	11 D.ALFREDSSON(6)	61 A.BENOIT(3)	14, 18, 58, 71, 87, 92	2, 9, 11, 41, 61
2	1	14:56	EV	PIT	18	J.NEAL(2)	unassisted		3, 4, 12, 18, 71, 92	2, 15, 25, 41, 55, 93
3	1	16:15	EV	OTT	7	K.TURRIS(5)	33 J.SILFVERBERG(2)	65 E.KARLSSON(6)	2, 9, 14, 58, 87, 92	3, 7, 16, 33, 41, 65
4	2	1:08	EV	PIT	14	C.KUNITZ(4)	9 P.DUPOUIS(3)	58 K.LETANG(8)	9, 14, 44, 58, 71, 92	2, 15, 25, 41, 55, 93
5	2	1:48	EV	PIT	12	J.IGINLA(3)	58 K.LETANG(9)	18 J.NEAL(3)	4, 12, 18, 58, 71, 92	2, 9, 16, 19, 41, 55
6	3	1:59	PP	PIT	18	J.NEAL(3)	87 S.CROSBY(7)	58 K.LETANG(10)	7, 18, 58, 71, 87, 92	3, 4, 22, 41, 44
7	3	8:08	SH	PIT	9	P.DUPOUIS(7)	24 M.COOKE(2)		3, 9, 24, 58, 92	7, 11, 25, 41, 55, 65
8	3	8:39	EV	PIT	87	S.CROSBY(7)	48 T.KENNEDY(2)		2, 4, 19, 48, 87, 92	4, 14, 22, 41, 44, 61
9	3	9:53	PP	PIT	12	J.IGINLA(4)	36 J.JOKINEN(3)	58 K.LETANG(11)	7, 12, 19, 36, 58, 92	2, 7, 14, 40, 61
10	3	14:44	PP	OTT	11	D.ALFREDSSON(4)	65 E.KARLSSON(7)	25 C.NEIL(4)	4, 27, 36, 58, 92	4, 7, 11, 25, 40, 65

PITTSBURGH PENGUINS

OTTAWA SENATORS

PÉNALTÉS / PENALTY SUMMARY

#	Per	Temps Time	Joueur/Player	MIN PIM	Punition/Penalty	#	Per	Temps Time	Joueur/Player	MIN PIM	Punition/Penalty
1	2	18:32	24 M.COOKE	2	Slashing	1	1	1:12	55 S.GONCHAR	2	Interference
2	3	6:21	2 M.NISKANEN	2	Tripping	2	1	5:57	14 C.GREENING	2	Interference
3	3	13:12	7 P.MARTIN	2	Slashing	3	3	1:07	55 S.GONCHAR	2	Hi-sticking
4	3	15:25	36 J.JOKINEN	2	Slashing	4	3	9:01	25 C.NEIL	2	Slashing
TOT (Pun/PN-MIN/PIM) 4-8						TOT (Pun/PN-MIN/PIM) 5-10					
AV. NUM. (B-Opp-Temps) / Power Plays (Goals-Opp./PPTime) 2-5/05:48						AV. NUM. (B-Opp-Temps) / Power Plays (Goals-Opp./PPTime) 1-4/05:36					

BY PERIOD

Per	Buts/Goals	Lanc./Shots	Pun/PN	MIN/PIM	Per	Buts/Goals	Lanc./Shots	Pun/PN	MIN/PIM
1	1	16	0	0	1	2	11	2	4
2	2	13	1	2	2	0	11	0	0
3	4	13	3	6	3	1	11	3	6
TOT	7	42	4	8	TOT	3	33	5	10

AVANTAGE NUMÉRIQUE (Buts-Occ./Temps) / POWER PLAYS (Goals-Occurrences / Time)

5v4	5v3	4v3	5v4	5v3	4v3
2-5/05:48			1-4/05:36		

FORCES ÉGALES (Buts-Occ./Temps) / EVEN STRENGTH (Goals-Occurrences / Time)

5v5	4v4	3v3	TOT	5v5	4v4	3v3	TOT
4-9/46:40	0-1/01:56		4-10/48:36	1-9/46:40	0-1/01:56		1-10/48:36

GARDIENS / GOALTENDER SUMMARY

PITTSBURGH PENGUINS				TOI				BUTS-LANCERS GOALS-SHOTS AGAINST			
				FÉ/EV	AN/PP	DN/SH	TOT	1	2	3	TOT
29	G	FLEURY, MARC-ANDRE									
92	G	VOKOUN, TOMAS (W)		48:36	05:48	05:36	60:00	2-11	0-11	1-11	3-33
TEAM TOTALS				48:36	05:48	05:36	60:00	2-11	0-11	1-11	3-33
OTTAWA SENATORS				TOI				BUTS-LANCERS GOALS-SHOTS AGAINST			
				FÉ/EV	AN/PP	DN/SH	TOT	1	2	3	TOT
40	G	LEHNER, ROBIN		08:49	01:36	00:56	11:21			1-4	1-4
41	G	ANDERSON, CRAIG (L)		39:47	04:00	04:52	48:39	1-16	2-13	3-9	6-38
TEAM TOTALS				48:36	05:36	05:48	60:00	1-16	2-13	4-13	7-42

OFFICIELS / OFFICIALS

Arbitre/Referee
#23 Brad Watson
#32 Tom Kowal
Standby
#40 Steve Kozari

JL/Linesman
#97 Jean Morin
#95 Jonny Murray
Standby

3 ÉTOILES / 3 STARS Par/By: Team 1200

1. PIT D 58 K.LETANG
2. PIT L 18 J.NEAL
3. PIT R 12 J.IGINLA

VISITOR

Sommaire du Match

Event Summary

HOME



7



3



Eastern Conference Semifinals
Wednesday, May 22, 2013
Ass./Att. 20,500 @ Scotiabank Place
Début/Start 7:39 EDT; Fin/End 10:12 EDT
Match/Game 0214
Final

PITTSBURGH PENGUINS
Match/Game 10 Étr./Away 5

OTTAWA SENATORS
Match/Game 9 Dom./Home 4

LANCERS (Buts-Lancers) / SHOTS SUMMARY (Goals-Shots On Goal)

PITTSBURGH PENGUINS									OTTAWA SENATORS												
FÉ/ÉV		AN/PP			DN/SH			TOT			FÉ/ÉV		AN/PP			DN/SH			TOT		
4-35		2-6			1-1			7-42			1-26		1-6			1-1			3-33		
5v5	5v4	5v3	4v5	4v4	4v3	3v5	3v4	3v3		5v5	5v4	5v3	4v5	4v4	4v3	3v5	3v4	3v3			
4-34	2-6		1-1	0-1						1-24	1-6		1-1	0-2							

MISES EN JEU (Gagnées-Tot/%) / FACE-OFF SUMMARY (Face-offs Won-Face-offs Total / Percentage)

FÉ/ÉV	AN/PP			DN/SH			TOT			FÉ/ÉV	AN/PP			DN/SH			TOT		
23-50/46%	6-8/75%			2-7/29%			31-65/48%			27-50/54%	5-7/71%			2-8/25%			34-65/52%		

ÉQUIPE / TEAM SUMMARY

PITTSBURGH PENGUINS			B	A	P	+/-	PUN	MIN	TEMPS/TOI					LANC.	TENT/BL	LR	MÉ	R	PP	LB	MG	MP	M%	
			G				PN	PIM	TOT	PR	MOY	AN/PP	DN/SH	FÉ/ÉV	S	A/B	MS	HT	GV	TK	BS	FW	FL	F%
2	D	NISKANEN, MATT					1	2	16:21	22	00:44	01:32	00:00	14:49				1			1			
3	D	MURRAY, DOUGLAS				+2			15:32	22	00:42	00:01	01:28	14:03				2			3			
4	D	EATON, MARK				+3			17:41	21	00:50	00:01	00:57	16:43	1						1			
7	D	MARTIN, PAUL					1	2	23:33	26	00:54	03:53	03:11	16:29	3		3	1		1	2			
9	L	DUPUIS, PASCAL	1	1	2	+1			18:03	25	00:43	00:33	03:02	14:28	1			2			1			
12	R	IGINLA, JAROME	2		2	+2			13:56	19	00:44	01:33	00:00	12:23	4	1					1	4	20	
14	L	KUNITZ, CHRIS	1		1	-1			11:49	16	00:44	02:36	00:00	09:13	1			2	2					
16	C	SUTTER, BRANDON							15:14	23	00:39	00:00	01:34	13:40	3	1		2		1	1	8	10	44
18	L	NEAL, JAMES	2	1	3	+1			15:13	18	00:50	03:38	00:00	11:35	9	2	3	1			0	1	0	
19	R	BENNETT, BEAU				+1			10:54	18	00:36	00:48	00:28	09:38	2	1		1						
24	L	COOKE, MATT		1	1	+1	1	2	13:59	22	00:38	00:00	01:26	12:33	2			2			1			
27	R	ADAMS, CRAIG							15:10	20	00:45	00:00	03:29	11:41	2	1	1	1			1	0	2	0
36	L	JOKINEN, JUSSI		1	1		1	2	12:11	22	00:33	01:13	00:54	10:04	2			2	1			6	4	60
44	D	ORPIK, BROOKS				+1			23:42	24	00:59	00:00	03:46	19:56		1	1	3			4			
48	C	KENNEDY, TYLER		1	1	+1			12:27	19	00:39	00:00	00:00	12:27	1	2		4						
58	D	LETANG, KRIS		4	4	+1			21:27	23	00:55	04:19	01:50	15:18	1			1	2		1			
71	C	MALKIN, EVGENI				+2			17:13	20	00:51	04:18	00:00	12:55	4		2	1	1			3	6	33
87	C	CROSBY, SIDNEY	1	1	2	-1			18:03	24	00:45	04:35	00:19	13:09	6	2						13	7	65
29	G	FLEURY, MARC-ANDRE																						
92	G	VOKOUN, TOMAS																	1					
TEAM TOTALS			7	10	17	+14	4	8							42	11	10	26	7	2	16	31	34	48

OTTAWA SENATORS			B	A	P	+/-	PUN	MIN	TEMPS/TOI					LANC.	TENT/BL	LR	MÉ	R	PP	LB	MG	MP	M%	
			G				PN	PIM	TOT	PR	MOY	AN/PP	DN/SH	FÉ/ÉV	S	A/B	MS	HT	GV	TK	BS	FW	FL	F%
2	D	COWEN, JARED				-2			19:07	26	00:44	00:00	02:06	17:01	1		1	4	1		1			
3	D	METHOT, MARC				+1			21:45	27	00:48	00:00	03:50	17:55	1			2						
4	D	PHILLIPS, CHRIS				-1			19:28	25	00:46	01:57	03:38	13:53	1	2		2	1		5			
7	C	TURRIS, KYLE	1		1				17:54	26	00:41	02:38	02:17	12:59	3	1	1	2	1			7	9	44
9	L	MICHALEK, MILAN	1		1				15:36	22	00:42	02:52	00:34	12:10	3		2	2				1	0	100
11	R	ALFREDSSON, DANIEL	1	1	2		1	2	15:47	25	00:37	02:38	00:50	12:19	3			3				0	1	0
14	C	GREENING, COLIN				-1	1	2	13:57	24	00:34	01:15	01:18	11:24	3	1	1	1						
15	C	SMITH, ZACK				-2			12:24	19	00:39	00:00	00:00	12:24	1			4			3	3	50	
16	R	STONE, MARK							11:23	19	00:35	00:25	00:00	10:58	2	1	1	4	1					
19	C	SPEZZA, JASON				-1			17:48	23	00:46	03:10	00:00	14:38			2	1		1	11	6	65	
22	R	CONDRA, ERIK				-1			14:45	23	00:38	00:13	03:30	11:02	1	1		1	1					
25	R	NEIL, CHRIS		1	1	-3	1	2	11:16	20	00:33	01:03	00:00	10:13		1		7			1			
33	R	SILFVERBERG, JAKOB		1	1	+1			15:34	23	00:40	00:38	00:47	14:09	5		1	2	1					
44	C	PAGEAU, JEAN-GABRIEL				-1			12:04	20	00:36	00:13	02:16	09:35	3		1			1	1	9	9	50
55	D	GONCHAR, SERGEI				-4	2	4	18:34	24	00:46	04:53	00:41	13:00		1	1	1	1					
61	D	BENOIT, ANDRE		1	1				16:09	20	00:48	00:13	01:21	14:35	1			1			1			
65	D	KARLSSON, ERIK		2	2				25:05	26	00:57	04:09	00:00	20:56	5	5	3			3	2			
93	C	ZIBANEJAD, MIKA				-2			13:40	22	00:37	01:43	00:04	11:53		3		2	1			3	3	50
40	G	LEHNER, ROBIN																	1					
41	G	ANDERSON, CRAIG																						
TEAM TOTALS			3	6	9	-16	5	10							33	16	14	39	9	6	11	34	31	52

G=Goals A=Assists P=Points +/-Plus/Minus PN=Number of Penalties PIM=Penalty Minutes TOI=Time On Ice SHF=# of Shifts AVG=Average Time/Shift S=Shots on Goal A/B=Attempts Blocked MS=Missed Shots HT=Hits Given GV=Giveaways TK=Takeaways BS=Blocked Shots FW=Faceoffs Won FL=Faceoffs Lost F%=Faceoff Win Percentage PP=Power Play SH=Short Handed EV=Even Strength OT=Overtime TOT=Total

VISITOR

Game Summary

HOME



2



Eastern Conference Semifinals
Friday, May 24, 2013
Attendance 18,656 at CONSOL Energy
Center

Start 7:40 EDT; End 10:19 EDT

Game 0215

Final



6



OTTAWA SENATORS
Game 10 Away Game 6

PITTSBURGH PENGUINS
Game 11 Home Game 6

SCORING SUMMARY

G	Per	Time	Str	Team	Goal	Scorer	Assist	Assist	OTT on Ice	PIT on Ice
1	1	6:25	EV	PIT	10	B.MORROW(2)	4 M.EATON(3)	24 M.COOKE(3)	2, 7, 14, 22, 41, 55	4, 10, 24, 36, 58, 92
2	2	7:38	PP	PIT	18	J.NEAL(4)	58 K.LETANG(12)	87 S.CROSBY(8)	2, 3, 11, 19, 41	7, 18, 58, 71, 87, 92
3	2	12:48	EV	PIT	58	K.LETANG(3)	48 T.KENNEDY(3)	44 B.ORPIK(1)	2, 14, 41, 55, 93	36, 44, 48, 58, 92
4	2	16:18	EV	OTT	9	M.MICHALEK(3)	19 J.SPEZZA(1)	7 K.TURRIS(3)	4, 7, 9, 19, 41, 65	3, 7, 9, 24, 44, 92
5	2	19:30	EV	PIT	71	E.MALKIN(4)	18 J.NEAL(4)		4, 14, 41, 44, 65	18, 44, 58, 71, 92
6	3	11:07	EV	PIT	18	J.NEAL(5)	unassisted		2, 33, 41, 44, 55, 89	7, 12, 18, 44, 71, 92
7	3	13:32	EV	OTT	7	K.TURRIS(6)	2 J.COWEN(3)	14 C.GREENING(1)	2, 7, 11, 14, 41, 55	7, 12, 18, 58, 71, 92
8	3	17:21	EV	PIT	18	J.NEAL(6)	71 E.MALKIN(12)	58 K.LETANG(13)	2, 15, 22, 25, 41, 65	4, 12, 18, 58, 71, 92

OTTAWA SENATORS

PITTSBURGH PENGUINS

PENALTY SUMMARY

#	Per	Time	Player	PIM	Penalty	#	Per	Time	Player	PIM	Penalty
1	2	5:54	44 J.PAGEAU	2	Interference	1	1	13:41	87 S.CROSBY	2	Hooking
2	2	11:15	25 C.NEIL	2	Interference	2	2	12:15	71 E.MALKIN	2	Holding
3	2	18:48	7 K.TURRIS	2	Holding	3	2	14:17	3 D.MURRAY	2	Delaying Game-Puck over glass
4	3	0:40	11 D.ALFFREDSSON	2	Hooking	4	2	18:48	14 C.KUNITZ	2	Slashing
5	3	3:51	25 C.NEIL	2	Slashing	5	3	4:27	7 P.MARTIN	2	Roughing
6	3	4:27	7 K.TURRIS	2	Slashing	6	3	7:49	24 M.COOKE	2	Slashing
TOT (PN-PIM) 6-12						TOT (PN-PIM) 7-14					
Power Plays (Goals-Opp./PPTime) 0-5/08:10						Power Plays (Goals-Opp./PPTime) 1-4/06:44					

BY PERIOD

Per	Goals	Shots	PN	PIM	Per	Goals	Shots	PN	PIM
1	0	10	0	0	1	1	12	1	2
2	1	12	3	6	2	3	9	3	6
3	1	9	3	6	3	2	12	3	6
TOT	2	31	6	12	TOT	6	33	7	14

POWER PLAYS (Goals-Occurrences / Time)

5v4	5v3	4v3	5v4	5v3	4v3
0-5/08:10			1-3/06:36		0-1/00:08

EVEN STRENGTH (Goals-Occurrences / Time)

5v5	4v4	3v3	TOT	5v5	4v4	3v3	TOT
2-8/42:14	0-2/02:52		2-10/45:06	3-8/42:14	2-2/02:52		5-10/45:06

GOALTENDER SUMMARY

OTTAWA SENATORS				TOI				GOALS-SHOTS AGAINST			
				EV	PP	SH	TOT	1	2	3	TOT
40	G	LEHNER, ROBIN									
41	G	ANDERSON, CRAIG (L)		45:06	08:10	06:44	60:00	1-12	3-9	2-12	6-33
TEAM TOTALS				45:06	08:10	06:44	60:00	1-12	3-9	2-12	6-33

PITTSBURGH PENGUINS				TOI				GOALS-SHOTS AGAINST			
				EV	PP	SH	TOT	1	2	3	TOT
29	G	FLEURY, MARC-ANDRE									
92	G	VOKOUN, TOMAS (W)		45:01	06:44	08:10	59:55	0-10	1-12	1-9	2-31
EMPTY NET				00:05	00:00	00:00	00:05				
TEAM TOTALS				45:06	06:44	08:10	60:00	0-10	1-12	1-9	2-31

OFFICIALS				3 STARS By:Media at Consol Energy Center							
Referee		Linesman									
#9 Dan O'Rourke		#74 Lonnie Cameron		1. PIT L 18 J.NEAL							
#33 Kevin Pollock		#57 Jay Sharrers		2. PIT D 58 K.LETANG							
Standby		Standby		3. PIT C 71 E.MALKIN							
#38 Francois St. Laurent											

VISITOR

Event Summary

HOME



2



Eastern Conference Semifinals
Friday, May 24, 2013
Attendance 18,656 at CONSOL Energy
Center
Start 7:40 EDT; End 10:19 EDT
Game 0215
Final



6



OTTAWA SENATORS
Game 10 Away Game 6

PITTSBURGH PENGUINS
Game 11 Home Game 6

SHOTS SUMMARY (Goals-Shots On Goal)

EV			PP			SH			TOT		
2-22			0-9						2-31		
5v5	5v4	5v3	4v5	4v4	4v3	3v5	3v4	3v3			
2-21	0-9			0-1							

EV			PP			SH			TOT		
5-22			1-11						6-33		
5v5	5v4	5v3	4v5	4v4	4v3	3v5	3v4	3v3			
3-19	1-11			2-3							

FACE-OFF SUMMARY (Face-offs Won-Face-offs Total / Percentage)

EV			PP			SH			TOT		
15-45/33%			8-9/89%			6-15/40%			29-69/42%		

EV			PP			SH			TOT		
30-45/67%			9-15/60%			1-9/11%			40-69/58%		

TEAM SUMMARY

OTTAWA SENATORS		G	A	P	+/-	PN	PIM	TOI						S	A/B	MS	HT	GV	TK	BS	FW	FL	F%
								TOT	SHF	AVG	PP	SH	EV										
2	D COWEN, JARED		1	1	-3			16:09	21	00:46	00:00	01:19	14:50				3			3			
3	D METHOT, MARC							21:28	27	00:47	00:13	03:25	17:50	2			1			2			
4	D PHILLIPS, CHRIS							17:49	23	00:46	02:10	03:42	11:57		1	1	1			2			
7	C TURRIS, KYLE	1	1	2	+1	2	4	17:32	22	00:47	02:10	02:25	12:57	4	1	1		1			11	6	65
9	L MICHALEK, MILAN	1		1	+1			16:50	24	00:42	04:13	00:50	11:47	3						1	0	1	0
11	R ALFREDSSON, DANIEL				+1	1	2	16:38	23	00:43	03:37	01:45	11:16				1	1		1	0	2	0
14	C GREENING, COLIN		1	1	-2			19:21	25	00:46	02:14	01:31	15:36	2			1	1			1	1	50
15	C SMITH, ZACK				-1			12:06	17	00:42	00:13	00:01	11:52	3			2				2	4	33
19	C SPEZZA, JASON		1	1	+1			18:52	26	00:43	05:21	01:29	12:02	2	1						7	15	32
22	R CONDRA, ERIK				-2			13:39	21	00:39	00:48	03:23	09:28	3				1					
25	R NEIL, CHRIS				-1	2	4	10:38	17	00:37	02:32	00:00	08:06	1		1	4						
33	R SILFVERBERG, JAKOB				-1			14:30	21	00:41	00:37	00:34	13:19	3	1		1				0	1	0
44	C PAGEAU, JEAN-GABRIEL				-2	1	2	09:58	15	00:39	00:48	01:22	07:48		1	2			1		4	4	50
55	D GONCHAR, SERGEI				-2			25:11	29	00:52	05:35	03:14	16:22	2	2			2					
61	D BENOIT, ANDRE							13:35	20	00:40	02:16	01:43	09:36	2		3	2			1			
65	D KARLSSON, ERIK				-1			25:48	26	00:59	06:06	00:05	19:37	2	3	2							
89	C CONACHER, CORY				-1			11:58	18	00:39	01:35	00:00	10:23	1	1		1				1	1	50
93	C ZIBANEJAD, MIKA				-1			08:14	15	00:32	00:22	00:00	07:52	1	2	1					3	5	38
40	G LEHNER, ROBIN																						
41	G ANDERSON, CRAIG																						
TEAM TOTALS		2	4	6	-13	6	12							31	13	12	18	4	2	10	29	40	42

PITTSBURGH PENGUINS		G	A	P	+/-	PN	PIM	TOI						S	A/B	MS	HT	GV	TK	BS	FW	FL	F%	
								TOT	SHF	AVG	PP	SH	EV											
2	D NISKANEN, MATT							17:43	22	00:48	02:00	00:48	14:55				1	1			2			
3	D MURRAY, DOUGLAS				-1	1	2	14:21	20	00:43	00:00	03:16	11:05	1			1	1						
4	D EATON, MARK		1	1	+2			16:37	21	00:47	00:21	01:58	14:18	1		2	1			1				
7	D MARTIN, PAUL				-1	1	2	23:39	28	00:50	04:28	03:44	15:27	1						2				
9	L DUPUIS, PASCAL				-1			18:37	24	00:46	00:00	03:57	14:40			1				1	0	1	0	
10	L MORROW, BRENDEN	1		1	+1			10:22	17	00:36	00:20	00:13	09:49	1										
12	R IGINLA, JAROME				+1			10:09	16	00:38	01:49	00:00	08:20	2	1	1								
14	L KUNITZ, CHRIS					1	2	14:30	21	00:41	02:42	00:13	11:35	1		1								
16	C SUTTER, BRANDON							16:18	24	00:40	00:06	02:44	13:28	1	1	1		1	1	1	8	6	57	
18	L NEAL, JAMES	3	1	4	+2			12:42	18	00:42	04:33	00:00	08:09	5	3	2		1						
24	L COOKE, MATT		1	1		1	2	14:26	22	00:39	00:06	02:51	11:29	2	1	1	5			2				
27	R ADAMS, CRAIG							11:42	16	00:43	00:00	04:03	07:39	2			2			1	2	0	1	0
36	L JOKINEN, JUSSI				+2	1	2	12:27	20	00:37	01:49	02:11	08:27		1						9	5	64	
44	D ORPIK, BROOKS		1	1	+2			22:30	28	00:48	00:26	04:18	17:46	1			2		1	1				
48	C KENNEDY, TYLER		1	1	+1			12:46	18	00:42	00:06	00:00	12:40				2							
58	D LETANG, KRIS	1	2	3	+3			24:19	23	01:03	05:21	02:16	16:42	6	2	1	3			1				
71	C MALKIN, EVGENI	1	1	2	+2	1	2	15:50	21	00:45	04:49	00:00	11:01	4					1		2	6	25	
87	C CROSBY, SIDNEY		1	1		1	2	19:57	24	00:49	04:36	00:08	15:13	5	1	1		1			21	10	68	
29	G FLEURY, MARC-ANDRE																							
92	G VOKOUN, TOMAS																							
TEAM TOTALS		6	9	15	+13	7	14							33	10	12	17	4	4	13	40	29	58	

G=Goals A=Assists P=Points +/-=Plus/Minus PN=Number of Penalties PIM=Penalty Minutes TOI=Time On Ice SHF=# of Shifts AVG=Average Time/Shift S=Shots on Goal A/B=Attempts Blocked MS=Missed Shots HT=Hits Given GV=Giveaways TK=Takeaways BS=Blocked Shots FW=Faceoffs Won FL=Faceoffs Lost F%=Faceoff Win Percentage PP=Power Play SH=Short Handed EV=Even Strength OT=Overtime TOT=Total



PENGUINS VS. BRUINS

SECTION FOUR





2012-13 SERIES NOTES



INSIDE THE NUMBERS

PITTSBURGH	CATEGORY	BOSTON
28th appearance	Playoff Appearances	68th appearance
160-134	All-Time Postseason Record	286-295
30-24.	All-Time Series Record	55-61
3 (2009, 1992, '91).	Stanley Cups	6 (2011, 1972, '70, '41, '39, '29)
4	Stanley Cup Final Appearances	18

FIRST MEETING SINCE 1992

Pittsburgh and Boston will meet in the postseason for the fifth time – and the first since the Penguins swept the Bruins in the 1992 Wales Conference finals. That series was the second of back-to-back years that the Penguins defeated the Bruins in the conference finals.

Boston's two playoff series victories against Pittsburgh came in the 1979 quarterfinals and the 1980 preliminary round.

Pittsburgh enters the series riding an eight-game playoff winning streak against Boston dating back to Game 3 of the 1991 Wales Conference finals. In that series, the Penguins came back to win four straight games after opening with two-straight losses at the Boston Garden.

TWO OF THE BEST

Pittsburgh and Boston have been two of the NHL's most-successful franchises over the past couple of years. Once one of these teams wins this series, it will mark the fourth time in the past six years that one of them will be representing the Eastern Conference in the Stanley Cup Final. Pittsburgh won the Cup in 2009 and lost to Detroit in '08; the Bruins won the Cup in '11.

Since the beginning of the 2007-08 regular season, Pittsburgh leads the NHL with 275 victories, with Boston ranking seventh with 256. During that same period, the Penguins rank second among NHL teams with 50 postseason wins and the Bruins place third with 44 (1st; Detroit; 51*).

Pittsburgh has 11 players remaining from its 2009 Cup championship squad; the Bruins have 17 players left from their team that won in '11.

REGULAR-SEASON RECAP

Pittsburgh swept the season series, 3-0, by winning a trio of one-goal games. Two of the wins came at CONSOL Energy Center and the third was at TD Garden. Boston scored the opening goal in two of the three games, only to watch the Penguins come back. In fact, during the first meeting of the season between the teams on March 12, Boston held a 2-0 lead until Pittsburgh scored three goals in 4:15 minutes – one from **Chris Kunitz** and a pair by **Brandon Sutter** – late in the game to complete the comeback.

Boston outscored Pittsburgh, 4-2, in the first period. The Penguins held a 5-1 goal advantage in the third period.

SLIGHT ADVANTAGE

Pittsburgh enters this series riding a six-game regular-season winning streak against Boston. However, the scores have been much closer than that number indicates, as the Penguins have just a plus-nine goal-scoring advantage over the Bruins in those games.

The Penguins have also fared well against the Bruins at TD Garden, where they also have a six-game winning streak against the Bruins. Four of those six victories have been one-goal affairs.

*As of May26, 2013.

STRONG ON THE DRAW

One area where the Bruins figure to have an advantage heading into this series is on the faceoff dots. Boston finished the regular season with a league-best 56.4% success rate on draws – three points higher than the next-closest team (San Jose, 53.4%). The Bruins have been even more dominant in the postseason, winning 57.5% of their faceoffs through the first two rounds.

Boston's lineup features several outstanding faceoff artists, led by **Patrice Bergeron**, who paced the NHL during the regular season with a 62.1% success rate (549-335). **David Krejci** finished among the league leaders (qualifying players only) with a 55.2% success rate (361-293); **Rich Peverley** (58.4%; 211-150) and **Chris Kelly** (57.9%; 216-157) also posted strong numbers.

During the postseason, Bergeron (63.5%; 160-92) and Kelly (63.4%; 71-41) rank Nos. 1-2 on faceoffs among all NHL qualifiers (min. 100).

Boston finished the regular season 102-80 (56%) on draws against the Penguins. **Brandon Sutter** (49%; 24-25) was Pittsburgh's top faceoff man against the Bruins.

HOMECOMING NIGHT

A pair of Bruins will be making homecomings in this series, as **Jaromir Jagr** once again returns to the city where he spent the first 11 seasons of his NHL career, and Pittsburgh native **Matt Bartkowski** will have the chance to skate in front of his family and friends.

Jagr, who ranks first or second on just about every major statistical category in Penguins history, will be facing Pittsburgh in the postseason for the second-straight year and third time in the past six years. Last year, Jagr helped the Philadelphia Flyers dispose the Penguins in six games by notching a goal and six assists for seven points. He also faced the Penguins in the 2008 Eastern Conference semifinals when he played for the NY Rangers. During that series he also totaled seven points (3G-4A). Jagr has recorded at least one point in eight of 11 postseason games against the Penguins. He enters this series with four assists in 12 games this spring, although he has gone five-straight games without a point.

Bartkowski is no stranger to suiting up against his hometown team, having made his NHL debut against the Penguins on Jan. 10, 2011 at CONSOL Energy Center. In fact, Bartkowski played his first three NHL games against the Penguins. After spending a majority of his first three professional seasons with Boston's top farm team in Providence, Bartkowski has established himself as a key cog in the Bruins defensive rotation this spring. He scored the Bruins' opening goal in their Game 7 victory over Toronto in Round 1.

DEPTH ON 'D'

One of the biggest reasons why the Bruins have advanced to the third round is the way their young defensemen have stepped up to carry a heavy load during the postseason. During the first two rounds, Boston suffered a combined 18 man-games lost to injury to a trio of blueliners in their top-six – **Dennis Seidenberg** (4 games), **Wade Redden** (7) and **Andrew Ference** (7). Seidenberg is the only one of the three that has returned thus far.

In their absence, **Torey Krug**, **Matt Bartkowski** and **Dougie Hamilton** have proven to be more than capable replacements. Krug, one of the unsung heroes of the 2013 postseason, had just three NHL regular-season games on his resume before this spring, but he currently* leads all NHL defensemen with four goals, and his five points are second-most among rookies behind only Ottawa's **Jean-Gabriel Pageau**. Krug's point production should not come as a surprise, as he has totaled seven points (4G-3A) in eight career NHL games (regular season and playoffs) after notching 83 points (26G-57A) in 114 games at Michigan State University the past three years.

Bartkowski, who had logged more than 15 minutes only twice in 20 career regular-season games, has played more than 20 minutes four times during the postseason. Hamilton didn't dress for Boston's Game 5 win against the Rangers following Seidenberg's return, but the rookie had assists in three of the previous four games prior to sitting.

ABOUT THE COACHES

A pair of Stanley Cup champions will be behind the bench in this series. **Dan Bylsma** led the Penguins to a championship in 2009, and Boston's **Claude Julien** accomplished the same result with the Bruins two years later. Among the most-respected figures in their profession, Bylsma (2010-11) and Julien ('08-09) are also past recipients of the Jack Adams Award as the NHL's most-outstanding coach. Bylsma will be attempting to become the first head coach in Penguins history to lead his team to multiple Stanley Cup Final appearances. Julien would be the first Bruins head coach to make multiple Cup Final appearances since **Don Cherry** in 1977 and '78.

*As of May 26, 2013.

GOALTENDING BREAKDOWN

Goals will be tough to come by in this series if Pittsburgh's **Tomas Vokoun** and Boston's **Tuukka Rask** have anything to say. Both netminders have given their teams' solid, dependable play throughout the postseason. In winning six of his first seven playoff starts, Vokoun has stopped 91% or more of the shots he's faced six times. Rask has denied 90% or more of the shots thrown his way in nine of 12 playoff games.

This season, Vokoun went 2-0 against the Bruins, stopping 69 of 72 shots (.958 SVP). He has won three straight and four of his past five decisions against them.

Rask was 0-2 this year against the Penguins, stopping 37 of 42 shots (.881 SVP). Rask has made five career regular-season starts versus Pittsburgh, going 1-4 with a 2.63 goals-against average and a .903 save percentage.

HISTORIC COMEBACK

This series marks the second time in the 2013 playoffs that the Pittsburgh and Boston organizations have faced off against one another. Both teams' top minor-league affiliate, the Wilkes-Barre/Scranton Penguins and Providence Bruins, met in the second round of the American Hockey League (AHL) playoffs. Providence jumped out to a 3-0 series lead, outscoring WBS by a 14-8 margin.

With its season hanging perilously on a string, WBS rebounded to become just the third team in AHL history to overcome a 0-3 deficit, winning the final four games of the series by a combined score of 14-2. Goaltender **Brad Thiessen** was a huge reason why the Penguins became the first of those teams to overcome a 0-3 deficit by winning Game 7 on the road, posting two shutouts (Games 5 and 7) and making 46 saves in a 2-1 overtime win in Game 6.

STAR WATCH: PATRICE BERGERON

Patrice Bergeron might not be Boston's leading scorer, but you can make a great argument that he is the most indispensable player in the Bruins' lineup. He proved as much in Boston's dramatic Game 7 comeback win against the Toronto Maple Leafs in Round 1. With his team trailing 4-2 and just under 1:30 minutes remaining, Bergeron helped set up **Milan Lucic's** goal that brought Boston within one; then just 31 seconds later he sent the Leafs reeling into overtime by notching the game-tying goal. Bergeron finished off Toronto by scoring 6:05 into the extra session.

One of the league's best two-way players, Bergeron's 20:38 average time on ice in the playoffs leads all Bruins forwards; while his 1:40 shorthanded minutes per game place fourth among team forwards. The NHL's undisputed top faceoff man, Bergeron has finished with a winning record on draws in all 12 postseason games this year. In fact, his lowest percentage was 52% (12-11) in Game 4 against Toronto.

Bergeron finished the '12-13 season with the NHL's sixth-best plus-minus total (+24). His combined plus-60 rating over the previous two seasons is the top figure in the NHL.

The 27-year-old pivot is a four-time 20-goal scorer who reached the 50-point mark in each of the three previous seasons preceding this one.

Bergeron is one of just 25 members of the IIHF's 'Triple Gold Club' – players who have won a Stanley Cup championship, World Championship gold medal and an Olympic gold medal.

OVERTIME HISTORY

Pittsburgh and Boston have played two postseason overtime games. On May 3, 1991 at the Boston Garden, the Bruins forced overtime late in regulation when **Craig Janney** scored a 5-on-3 power-play goal. Then, at 8:14 of overtime, **Vladimir Ruzicka** scored the game-winning goal to cap a 5-4 victory. That goal gave the Bruins a 2-0 series lead. That's also the most-recent postseason win the Bruins have against the Penguins.

Playing without the injured **Mario Lemieux**, who was missing the fifth of five-straight games with a broken hand, the Penguins earned a 4-3 come-from-behind win against the Bruins in Game 1 of the 1992 Wales Conference finals when **Jaromir Jagr** scored at 9:44 of overtime. Pittsburgh overcame a 3-2 third-period deficit to force the extra session thanks to a **Shawn McEachern** tally midway through the frame.





BOSTON BRUINS

WEBSITE: bostonbruins.com

BRUINS VS. PENS

All-time scorer vs. Pittsburgh: Ray Bourque (72gp, 25-63-88)

All-time Pittsburgh scorer vs. Boston: Mario Lemieux (43gp, 31-42-73)

Longest Boston win streak vs. Pittsburgh:

7, Mar. 27, 1977-Oct. 12, 1978

Longest Pittsburgh win streak vs. Boston:

12, Feb. 8, 1993-Apr. 28, 1995

Longest Boston undefeated streak vs. Pittsburgh:

11, Mar. 2, 1969-Dec. 6, 1970 (9-0-2)

Longest Pittsburgh undefeated streak vs. Boston:

12, Feb. 8, 1993-Apr. 28, 1995 (12-0-0)

Last Boston win at home:

Nov. 10, 2009 (3-0) (0-5-1 since last win)

Last Pittsburgh win at home:

Mar. 17, 2013 (2-1) (0-0-0 since last win)

Last Boston win at Pittsburgh:

Dec. 5, 2011 (3-1) (0-3-0 since last win)

Last Pittsburgh win at Boston:

Apr. 20, 2013 (3-2) (0-0-0 since last win)

Most goals by Boston vs. Pittsburgh:

8, Mar. 14, 1989 (B, 8-2)

Most goals by Pittsburgh vs. Boston:

9, Nov. 30, 1995 (P, 9-6)

Most goals by both teams:

15, Nov. 30, 1995 (P, 9-6)

Last Boston shutout vs. Pittsburgh:

Nov. 10, 2009 (3-0) – Tim Thomas

Last Pittsburgh shutout vs. Boston:

Mar. 18, 2010 (3-0) – Marc-Andre Fleury

Last Boston hat trick vs. Pittsburgh:

Feb. 1, 2004 – Glen Murray

Last Pittsburgh hat trick vs. Boston:

Apr. 18, 1998 – Martin Straka

Last Pittsburgh trade with Boston:

Dec. 19, 2006 – Future considerations from Boston for Wade Brookbank

Pittsburgh's Overtime/Shootout Record vs. Boston: 9-2-10

YEAR BY YEAR

YEAR	PIT	ROAD	TOTAL	GF/GA
1967-68	1-1-0	1-1-0	2-2-0	10-10
1968-69	1-2-0	0-3-0	1-5-0	13-25
1969-70	0-2-1	0-3-0	0-5-1	9-21
1970-71	1-1-1	0-3-0	1-4-1	18-28
1971-72	1-1-1	0-1-2	1-2-3	20-21
1972-73	1-2-0	0-2-0	1-4-0	14-21
1973-74	0-2-0	0-3-0	0-5-0	16-30
1974-75	1-0-2	0-2-0	1-2-2	20-21
1975-76	0-0-2	0-3-0	0-3-2	14-24
1976-77	1-1-1	0-2-0	1-3-1	10-17
1977-78	0-2-0	0-3-0	0-5-0	11-33
1978-79	1-0-1	1-1-0	2-1-1	14-16
1979-80	0-2-0	2-0-0	2-2-0	14-16
1980-81	0-2-0	0-1-1	0-3-1	13-22
1981-82	1-1-0	0-0-1	1-1-1	10-10
1982-83	1-0-0	0-2-0	1-2-0	10-14
1983-84	0-2-0	0-1-0	0-3-0	7-18
1984-85	0-1-0	1-1-0	1-2-0	12-16
1985-86	1-1-0	0-1-0	1-2-0	8-11
1986-87	1-0-0	0-2-0	1-2-0	9-11
1987-88	0-1-1	0-1-0	0-2-1	7-11
1988-89	0-1-0	1-0-1	1-1-1	10-13
1989-90	1-1-0	0-1-0	1-2-0	13-15
1990-91	1-0-0	0-1-1	1-1-1	12-11
1991-92	0-0-1	1-1-0	1-1-1	14-15
1992-93	2-0-0	*2-1-0	4-1-0	18-14
1993-94	#3-0-0	3-0-0	6-0-0	33-17
1994-95	2-0-0	1-1-0	3-1-0	15-12
1995-96	2-0-0	1-2-0	3-2-0	29-27
1996-97	2-1-0	0-2-0	2-3-0	17-18
1997-98	2-0-1	1-2-0	3-2-1	20-20
1998-99	1-0-1	0-2-0	1-2-1	8-8
1999-00	1-0-1	0-2-0	1-2-1	9-10
2000-01	0-1-1	0-2-0	0-3-1	7-13
2001-02	0-2-0	1-1-0	1-3-0	9-15
2002-03	0-2-0	2-0-0	2-2-0	10-10
2003-04	1-1-0	0-2-0	1-3-0	8-15
2004-05	No Season			
2005-06	0-1-1	0-2-0	0-3-1	13-22
2006-07	1-0-1	1-0-1	2-0-2	16-9
2007-08	1-1-0	1-1-0	2-2-0	10-13
2008-09	1-1-0	1-1-0	2-2-0	11-14
2009-10	2-0-0	1-1-0	3-1-0	11-9
2010-11	0-2-0	2-0-0	2-2-0	12-15
2011-12	1-1-0	2-0-0	3-1-0	13-9
2012-13	2-0-0	1-0-0	3-0-0	8-5

TOTALS 38-39-17 27-61-7 65-100-24 585-725

* = one game played in Atlanta # = one game played in Cleveland

PITTSBURGH PENGUINS vs. BOSTON BRUINS

2012-2013 REGULAR SEASON

at PITTSBURGH PENGUINS

Date	Score	W Goal
17 Mar '13	BOS 1 @ PIT 2	Joe Vitale
12 Mar '13	BOS 2 @ PIT 3	Brandon Sutter

at BOSTON BRUINS

Date	Score	W Goal
20 Apr '13	PIT 3 @ BOS 2	Kris Letang

Individual Scoring

PENGUINS									
Player	GP	G	A	P	+/-	PIM	PP	SH	
Chris Kunitz	3	1	2	3	2	2	0	0	
Jussi Jokinen	1	1	2	3	0	2	0	0	
Brandon Sutter	3	2	0	2	0	0	0	0	
Kris Letang	3	1	1	2	-1	0	1	0	
Beau Bennett	3	0	2	2	1	0	0	0	
Joe Vitale	3	1	0	1	1	2	0	0	
Sidney Crosby	2	1	0	1	3	2	0	0	
Jarome Iginla	1	1	0	1	-1	5	1	0	
Craig Adams	3	0	1	1	2	0	0	0	
Pascal Dupuis	3	0	1	1	2	0	0	0	
Deryk Engelland	3	0	1	1	1	0	0	0	
Tanner Glass	3	0	1	1	1	5	0	0	
Matt Niskanen	3	0	1	1	1	2	0	0	
Brooks Orpik	3	0	1	1	2	2	0	0	
James Neal	2	0	1	1	2	0	0	0	
Matt Cooke	3	0	0	0	-2	2	0	0	
Mark Eaton	3	0	0	0	-1	0	0	0	
Tyler Kennedy	3	0	0	0	-2	2	0	0	
Dustin Jeffrey	2	0	0	0	0	0	0	0	
Paul Martin	2	0	0	0	3	0	0	0	
Brenden Morrow	1	0	0	0	0	0	0	0	
Douglas Murray	1	0	0	0	1	0	0	0	

Power Play: 2-11 18.2% / Penalty Killing: 6-8 75.0%

BRUINS									
Player	GP	G	A	P	+/-	PIM	PP	SH	
Tyler Seguin	3	3	0	3	3	0	0	0	
Zdeno Chara	3	1	2	3	0	2	1	0	
Brad Marchand	3	1	1	2	2	6	1	0	
Patrice Bergeron	3	0	2	2	3	4	0	0	
Johnny Boychuk	3	0	1	1	-1	0	0	0	
Rich Peverley	3	0	1	1	-1	2	0	0	
Dennis Seidenberg	3	0	1	1	-2	0	0	0	
Gregory Campbell	3	0	0	0	-1	0	0	0	
Andrew Ference	3	0	0	0	-2	2	0	0	
Nathan Horton	3	0	0	0	-3	5	0	0	
David Krejci	3	0	0	0	-3	0	0	0	
Adam McQuaid	3	0	0	0	-1	5	0	0	
Daniel Paille	3	0	0	0	-2	0	0	0	
Shawn Thornton	3	0	0	0	-1	0	0	0	
Jordan Caron	2	0	0	0	0	0	0	0	
Dougie Hamilton	2	0	0	0	0	0	0	0	
Milan Lucic	2	0	0	0	-3	0	0	0	
Jay Pandolfo	2	0	0	0	0	0	0	0	
Matt Bartkowski	1	0	0	0	-1	2	0	0	
Jaromir Jagr	1	0	0	0	0	2	0	0	
Chris Kelly	1	0	0	0	-1	0	0	0	
Carl Soderberg	1	0	0	0	0	2	0	0	

Power Play: 2-8 25.0% / Penalty Killing: 9-11 81.8%

Goaltending

PENGUINS									
Goalie	GP	Min	WLOT	GA	SA	SV	GAA	SV%	
Tomas Vokoun	2	120	2-0-0	3	72	69	1.50	.958	
Marc-Andre Fleury	1	60	1-0-0	2	16	14	2.00	.875	

BRUINS									
Goalie	GP	Min	WLOT	GA	SA	SV	GAA	SV%	
Anton Khudobin	1	59	0-1-0	3	34	31	3.05	.912	
Tuukka Rask	2	118	0-2-0	5	42	37	2.54	.881	

Goals by Period

PENGUINS					
	1st	2nd	3rd	OT	Total
Goals	2	1	5	0	8

BRUINS					
	1st	2nd	3rd	OT	Total
Goals	4	0	1	0	5

Shots by Period

PENGUINS					
	1st	2nd	3rd	OT	Total
Shots	26	27	23	0	76

BRUINS					
	1st	2nd	3rd	OT	Total
Shots	29	31	28	0	88

* - Overtime ** - Shootout



2012-13 PITTSBURGH PENGUINS FINAL SEASON SCORING STATS

Player	Pos	GP	G	A	P	+/-	PIM	PP	SH	GW	GT	OT	S	S%	TOI/G	Sft/G	FO%
Sidney Crosby	C	36	15	41	56	26	16	3	0	1	0	0	124	12.1	21:06	22.8	54.3
Chris Kunitz	L	48	22	30	52	30	39	9	0	5	0	0	113	19.5	18:01	20.4	44.4
Pascal Dupuis	R	48	20	18	38	31	26	2	1	2	0	0	140	14.3	17:30	21.7	47.4
Kris Letang	D	35	5	33	38	16	8	1	0	1	0	0	95	5.3	1:38	25.7	0.0
James Neal	L	40	21	15	36	5	26	9	0	6	0	0	136	15.4	17:28	19.5	16.7
Jarome Iginla	R	44	14	19	33	-5	31	6	0	3	0	0	134	10.4	18:48	23.0	49.8
Evgeni Malkin	C	31	9	24	33	5	36	4	0	3	0	0	99	9.1	19:42	20.8	47.2
Brenden Morrow	L	44	12	13	25	-3	37	2	0	2	0	0	55	21.8	14:51	18.8	54.2
Paul Martin	D	34	6	17	23	14	16	2	0	1	0	0	38	15.8	1:19	26.9	0.0
Jussi Jokinen	L	43	13	9	22	-5	24	3	0	3	0	0	74	17.6	15:25	22.0	57.9
Matt Cooke	L	48	8	13	21	-2	36	0	0	1	0	0	61	13.1	14:42	19.1	21.4
Brandon Sutter	C	48	11	8	19	3	4	3	0	5	0	1	82	13.4	16:24	20.9	50.2
Matt Niskanen	D	40	4	10	14	4	12	0	0	2	0	0	67	6.0	20:21	22.8	0.0
Beau Bennett	R	26	3	11	14	7	6	1	0	2	0	0	30	10.0	12:18	15.8	25.0
Tyler Kennedy	C	46	6	5	11	-6	19	1	0	1	0	1	100	6.0	12:27	15.9	44.8
Craig Adams	R	48	3	6	9	-1	28	0	1	0	0	0	46	6.5	11:09	15.0	52.0
Brooks Orpik	D	46	0	8	8	17	32	0	0	0	0	0	32	0.0	22:17	25.3	0.0
Simon Despres	D	33	2	5	7	9	20	0	0	0	0	0	33	6.1	15:06	19.8	0.0
Dustin Jeffrey	L	24	3	3	6	1	2	0	0	0	0	0	26	11.5	11:30	15.3	47.0
Douglas Murray	D	43	1	5	6	-9	35	0	0	0	0	0	27	3.7	17:35	23.7	0.0
Deryk Engelland	D	42	0	6	6	5	54	0	0	0	0	0	31	0.0	13:55	18.7	0.0
Joe Vitale	C	33	2	3	5	-7	17	0	0	1	0	0	26	7.7	9:31	12.5	61.1
Robert Bortuzzo	D	15	2	2	4	3	27	0	0	0	0	0	10	20.0	13:17	19.5	0.0
Tanner Glass	L	48	1	1	2	-11	62	1	0	0	0	0	38	2.6	10:04	13.9	43.1
Mark Eaton	D	23	0	0	0	9	4	0	0	0	0	0	8	0.0	17:58	22.7	0.0
Dylan Reese	D	3	0	0	0	0	0	0	0	0	0	0	1	0.0	15:15	19.3	0.0
Trevor Smith	C	1	0	0	0	0	0	0	0	0	0	0	0	0.0	10:24	13.0	0.0
Steve MacIntyre	L	1	0	0	0	0	12	0	0	0	0	0	0	0.0	4:31	7.0	0.0

GOALTENDERS

	Player	GP	GS	W	L	OT	SA	GA	GAA	Sv	Sv%	SO	G	A	PIM	TOI
1	Marc-Andre Fleury	33	31	23	8	0	881	74	2.39	807	0.916	1	0	2	2	1,857:45
2	Tomas Vokoun	20	17	13	4	0	519	42	2.45	477	0.919	3	0	2	2	1,028:32



2012-13 BOSTON BRUINS FINAL SEASON SCORING STATS

Player	Pos	GP	G	A	P	+/-	PIM	PP	SH	GW	GT	OT	S	S%	TOI/G	Sft/G	FO%
Brad Marchand	L	45	18	18	36	23	27	4	2	5	0	0	91	19.8	16:57	21.7	50.0
David Krejci	C	47	10	23	33	1	20	0	0	5	0	0	93	10.8	18:30	21.4	55.2
Tyler Seguin	C	48	16	16	32	23	16	4	0	2	0	0	161	9.9	17:00	20.1	48.9
Patrice Bergeron	C	42	10	22	32	24	18	2	0	3	0	1	125	8.0	19:17	25.1	62.1
Milan Lucic	L	46	7	20	27	8	75	0	0	0	0	0	79	8.9	16:54	19.8	48.6
Nathan Horton	R	43	13	9	22	1	22	0	0	1	0	0	114	11.4	16:51	20.3	50.0
Zdeno Chara	D	48	7	12	19	14	70	3	0	2	0	0	119	5.9	24:56	28.9	0.0
Rich Peverley	C	47	6	12	18	-9	16	2	0	0	0	0	95	6.3	15:15	20.6	58.4
Daniel Paille	L	46	10	7	17	3	8	0	2	1	0	0	70	14.3	12:40	17.2	20.0
Dennis Seidenberg	D	46	4	13	17	18	10	0	0	2	0	0	83	4.8	23:47	27.4	0.0
Dougie Hamilton	D	42	5	11	16	4	14	2	0	0	0	0	83	6.0	17:07	21.5	0.0
Andrew Ference	D	48	4	9	13	9	35	0	0	0	0	0	66	6.1	19:29	25.0	0.0
Gregory Campbell	C	48	4	9	13	2	41	0	1	0	0	0	52	7.7	13:42	18.5	47.1
Chris Kelly	C	34	3	6	9	-8	16	1	0	0	0	0	40	7.5	14:58	21.4	57.9
Jaromir Jagr	R	11	2	7	9	3	2	0	0	2	0	0	28	7.1	18:26	18.5	0.0
Shawn Thornton	L	45	3	4	7	1	60	0	0	0	0	0	55	5.5	8:06	11.6	41.2
Johnny Boychuk	D	44	1	5	6	5	12	0	0	0	0	0	75	1.3	20:24	25.8	0.0
Adam McQuaid	D	32	1	3	4	0	60	0	0	0	0	0	26	3.8	14:17	19.8	0.0
Chris Bourque	L	18	1	3	4	-6	6	0	0	1	0	0	24	4.2	12:04	16.3	0.0
Jordan Caron	R	17	1	2	3	1	4	0	0	0	0	0	20	5.0	9:24	13.1	0.0
Wade Redden	D	6	1	1	2	0	0	0	0	0	0	0	5	20.0	15:23	19.7	0.0
Matt Bartkowski	D	11	0	2	2	0	6	0	0	0	0	0	9	0.0	13:29	17.7	0.0
Carl Soderberg	C	6	0	2	2	-2	6	0	0	0	0	0	6	0.0	14:43	16.3	53.8
Kaspars Daugavins	L	6	0	1	1	-1	0	0	0	0	0	0	13	0.0	9:42	13.3	0.0
Torey Krug	D	1	0	1	1	-1	0	0	0	0	0	0	0	0.0	15:47	21.0	0.0
Jay Pandolfo	L	18	0	0	0	-2	2	0	0	0	0	0	11	0.0	9:04	14.1	40.0
Aaron Johnson	D	10	0	0	0	0	10	0	0	0	0	0	8	0.0	14:52	20.3	0.0
Ryan Spooner	C	4	0	0	0	0	0	0	0	0	0	0	4	0.0	9:07	11.8	45.8
Lane MacDermid	L	3	0	0	0	0	10	0	0	0	0	0	1	0.0	3:34	6.7	0.0
Jamie Tardif	R	2	0	0	0	0	0	0	0	0	0	0	1	0.0	4:55	8.0	0.0

GOALTENDERS

	Player	GP	GS	W	L	OT	SA	GA	GAA	Sv	Sv%	SO	G	A	PIM	TOI
1	Tuukka Rask	36	34	19	10	5	980	70	2	910	0.929	5	0	1	0	2,104:09
2	Anton Khudobin	14	14	9	4	1	388	31	2.32	357	0.92	1	0	0	4	803:00



2013 BOSTON BRUINS POSTSEASON SCORING STATS

Player	Pos	GP	G	A	P	+/-	PIM	PP	SH	GW	GT	OT	S	S%	TOI/G	Sft/G	FO%
David Krejci	C	12	5	12	17	9	6	1	0	1	1	27	18.5	19:45	22.4	46.7	49.0
Nathan Horton	R	12	5	7	12	14	2	2	0	2	0	23	21.7	18:19	22.5	50.0	0.0
Zdeno Chara	D	12	2	9	11	7	14	0	0	0	0	42	4.8	29:13	35.8	0.0	42.1
Milan Lucic	L	12	3	7	10	9	6	0	0	0	0	26	11.5	19:31	22.0	50.0	46.4
Brad Marchand	L	12	2	7	9	1	6	0	0	1	1	32	6.3	18:19	24.2	40.0	38.5
Patrice Bergeron	C	12	3	4	7	1	6	1	0	1	1	41	7.3	20:38	26.7	63.5	46.8
Torey Krug	D	5	4	1	5	3	0	3	0	0	0	16	25.0	15:52	21.8	0.0	0.0
Gregory Campbell	C	12	3	2	5	6	11	0	0	1	0	16	18.8	11:55	17.1	54.4	51.8
Daniel Paille	L	12	2	3	5	3	0	0	1	1	0	12	16.7	11:08	15.8	50.0	0.0
Johnny Boychuk	D	12	4	0	4	0	4	0	0	1	0	35	11.4	23:18	30.8	0.0	0.0
Tyler Seguin	C	12	1	3	4	-2	2	0	0	0	0	45	2.2	15:10	19.3	12.5	50.0
Jaromir Jagr	R	12	0	4	4	-2	6	0	0	0	0	36	0.0	17:17	21.4	0.0	50.0
Dougie Hamilton	D	7	0	3	3	0	0	0	0	0	0	11	0.0	15:47	22.4	0.0	38.1
Shawn Thornton	L	12	0	3	3	4	16	0	0	0	0	16	0.0	7:57	11.5	75.0	0.0
Adam McQuaid	D	12	1	1	2	6	4	0	0	0	0	8	12.5	15:28	22.3	0.0	0.0
Matt Bartkowski	D	7	1	1	2	-1	4	0	0	0	0	12	8.3	19:46	28.4	0.0	0.0
Wade Redden	D	5	1	1	2	2	0	0	0	0	0	9	11.1	15:48	22.8	0.0	45.7
Rich Peverley	C	11	1	0	1	-4	10	0	0	0	0	17	5.9	13:44	20.0	63.0	0.0
Dennis Seidenberg	D	8	0	1	1	1	0	0	0	0	0	14	0.0	21:50	27.9	0.0	33.3
Chris Kelly	C	12	0	0	0	-6	11	0	0	0	0	12	0.0	13:49	21.3	63.4	57.1
Andrew Ference	D	4	0	0	0	0	2	0	0	0	0	7	0.0	22:15	30.3	0.0	48.8
Kaspars Daugavins	L	1	0	0	0	0	0	0	0	0	0	2	0.0	9:52	15.0	0.0	0.0

GOALTENDERS

Player	GP	GS	W	L	OT	SA	GA	GAA	Sv	Sv%	SO	G	A	PIM	TOI
1 Tuukka Rask	12	12	8	4	1	391	28	2.22	363	0.928	0	0	0	0	756:06:00



VISITOR

HOME

Game Summary



2



Tuesday, March 12, 2013
Attendance 18,640 at CONSOL Energy Center
Start 7:40 EDT; End 10:05 EDT
Game 0380
Final



3



BOSTON BRUINS
Game 24 Away Game 13

PITTSBURGH PENGUINS
Game 27 Home Game 12

SCORING SUMMARY

G	Per	Time	Str	Team	Goal	Scorer	Assist	Assist	BOS on Ice	PIT on Ice
1	1	4:45	PP	BOS	33	Z.CHARA(5)	44 D.SEIDENBERG(7)	49 R.PEVERLEY(5)	33, 35, 37, 44, 49, 63	7, 9, 10, 29, 44
2	1	13:30	EV	BOS	19	T.SEGUIN(9)	37 P.BERGERON(16)	63 B.MARCHAND(9)	19, 35, 37, 44, 54, 63	4, 16, 24, 29, 48, 58
3	3	13:42	EV	PIT	14	C.KUNITZ(18)	58 K.LETANG(24)	5 D.ENGELLAND(4)	11, 20, 22, 33, 35, 55	5, 9, 14, 29, 58, 87
4	3	14:33	EV	PIT	16	B.SUTTER(7)	18 J.NEAL(12)	19 B.BENNETT(5)	17, 18, 21, 35, 46, 54	7, 16, 18, 19, 29, 44
5	3	17:57	EV	PIT	16	B.SUTTER(8)	unassisted		17, 18, 35, 44, 46, 55	4, 16, 18, 29, 58, 87

BOSTON BRUINS

PITTSBURGH PENGUINS

PENALTY SUMMARY

#	Per	Time	Player	PIM	Penalty
1	1	18:35	21 A.FERENCE	2	Delaying Game-Puck over glass
2	2	7:02	63 B.MARCHAND	2	Tripping
3	3	3:09	37 P.BERGERON	2	Tripping
4	3	4:04	35 A.KHUTOBIN	2	Hi-sticking
TOT (PN-PIM) 4-8					
Power Plays (Goals-Opp./PPTIME) 1-2/03:26					

#	Per	Time	Player	PIM	Penalty
1	1	3:03	TEAM	2	Too many men/ice - bench
2	3	5:48	14 C.KUNITZ	2	Tripping
TOT (PN-PIM) 2-4					
Power Plays (Goals-Opp./PPTIME) 0-4/06:39					

BY PERIOD

Per	Goals	Shots	PN	PIM
1	2	5	1	2
2	0	7	1	2
3	0	4	2	4
TOT	2	16	4	8

Per	Goals	Shots	PN	PIM
1	0	11	1	2
2	0	11	0	0
3	3	12	1	2
TOT	3	34	2	4

POWER PLAYS (Goals-Occurrences / Time)

5v4	5v3	4v3
1-2/03:26		

5v4	5v3	4v3
0-3/05:34	0-1/01:05	

EVEN STRENGTH (Goals-Occurrences / Time)

5v5	4v4	3v3	TOT
1-5/49:39	0-1/00:16		1-6/49:55

5v5	4v4	3v3	TOT
3-5/49:39	0-1/00:16		3-6/49:55

GOALTENDER SUMMARY

BOSTON BRUINS		TOI				GOALS-SHOTS AGAINST			
		EV	PP	SH	TOT	1	2	3	TOT
35	G KHUTOBIN, ANTON (L)	49:01	03:26	06:39	59:06	0-11	0-11	3-12	3-34
40	G RASK, TUUKKA								
	EMPTY NET	00:54	00:00	00:00	00:54				
TEAM TOTALS		49:55	03:26	06:39	60:00	0-11	0-11	3-12	3-34

PITTSBURGH PENGUINS		TOI				GOALS-SHOTS AGAINST			
		EV	PP	SH	TOT	1	2	3	TOT
29	G FLEURY, MARC-ANDRE (W)	49:55	06:39	03:26	60:00	2-5	0-7	0-4	2-16
92	G VOKOUN, TOMAS								
TEAM TOTALS		49:55	06:39	03:26	60:00	2-5	0-7	0-4	2-16

OFFICIALS

Referee
#5 Chris Rooney
#17 Frederick L'Ecuyer
Standby

Linesman
#93 Brian Murphy
#84 Tony Sericolo
Standby

3 STARS By:Consol Energy Center Media

- PIT C 16 B.SUTTER
- PIT L 14 C.KUNITZ
- BOS D 33 Z.CHARA

VISITOR

Event Summary

HOME



2



Tuesday, March 12, 2013
Attendance 18,640 at CONSOL Energy
Center
Start 7:40 EDT; End 10:05 EDT
Game 0380
Final



3



BOSTON BRUINS
Game 24 Away Game 13

PITTSBURGH PENGUINS
Game 27 Home Game 12

SHOTS SUMMARY (Goals-Shots On Goal)

EV			PP			SH			TOT		
1-15			1-1						2-16		
5v5	5v4	5v3	4v5	4v4	4v3	3v5	3v4	3v3			
1-15	1-1										

EV			PP			SH			TOT		
3-28			0-5			0-1			3-34		
5v5	5v4	5v3	4v5	4v4	4v3	3v5	3v4	3v3			
3-28	0-4	0-1	0-1								

FACE-OFF SUMMARY (Face-offs Won-Face-offs Total / Percentage)

EV			PP			SH			TOT		
27-51/53%			1-1/100%			5-9/56%			33-61/54%		

EV			PP			SH			TOT		
24-51/47%			4-9/44%			0-1/0%			28-61/46%		

TEAM SUMMARY

TEAM SUMMARY																													
BOSTON BRUINS			G	A	P	+/-	PN	PIM	TOI						S	A/B	MS	HT	GV	TK	BS	FW	FL	F%					
									TOT	SHF	AVG	PP	SH	EV															
11	C	CAMPBELL, GREGORY				-1			15:26	25	00:37	00:12	03:05	12:09	2				1	1		6	5	55					
17	L	LUCIC, MILAN				-2			16:21	19	00:51	01:49	00:00	14:32		1	2	1			1								
18	R	HORTON, NATHAN				-2			14:46	18	00:49	01:36	00:00	13:10	3	1	1	2	2		1								
19	C	SEGUIN, TYLER	1		1	+1			17:19	21	00:49	02:20	00:00	14:59	4			1	1		1								
20	L	PAILLE, DANIEL				-1			10:27	15	00:41	00:00	00:40	09:47															
21	D	ERENCE, ANDREW				-1	1	2	19:07	26	00:44	00:05	01:28	17:34	1			1			1								
22	L	THORNTON, SHAWN				-1			09:46	12	00:48	00:00	00:00	09:46		1	2	1		2	1								
27	D	HAMILTON, DOUGIE							13:28	18	00:44	02:13	00:00	11:15		1		1	1	1									
29	L	PANDOLFO, JAY							11:05	17	00:39	00:00	01:39	09:26				1			1								
33	D	CHARA, ZDENO	1		1	-1			25:12	30	00:50	01:13	05:11	18:48	1	3		2			4								
37	C	BERGERON, PATRICE		1	1	+1	1	2	20:29	28	00:43	01:43	02:44	16:02	1	1				1	2	13	8	62					
38	R	CARON, JORDAN							09:00	14	00:38	00:00	00:00	09:00			1	1											
44	D	SEIDENBERG, DENNIS		1	1				25:48	28	00:55	01:36	03:46	20:26	1			4	1	1	7								
46	C	KREJCI, DAVID				-2			16:18	19	00:51	01:50	00:00	14:28	1			1			4	11	27						
49	C	PEVERLEY, RICH		1	1				14:21	20	00:43	01:01	03:04	10:16				1		1	10	3	77						
54	D	MCQUAID, ADAM							14:19	20	00:42	00:00	00:00	14:19		1		2			1								
55	D	BOYCHUK, JOHNNY				-2			20:36	30	00:41	00:00	02:53	17:43	1	2	3				6								
63	C	MARCHAND, BRAD		1	1	+1	1	2	19:06	24	00:47	01:32	01:01	16:33	1	2	2	1			0	1	0						
35	G	KHUTOBIN, ANTON					1	2																					
40	G	RASK, TUUKKA																											
TEAM TOTALS			2	4	6	-10	4	8							16	13	12	20	5	7	26	33	28	54					

PITTSBURGH PENGUINS			G	A	P	+/-	PN	PIM	TOI						S	A/B	MS	HT	GV	TK	BS	FW	FL	F%
									TOT	SHF	AVG	PP	SH	EV										
2	D	NISKANEN, MATT							20:18	22	00:55	00:25	00:19	19:34		3	1	2			1			
4	D	EATON, MARK							13:21	21	00:38	00:00	01:26	11:55		1					2			
5	D	ENGELLAND, DERYK		1	1	+1			11:58	20	00:35	00:00	00:19	11:39	1			2	1					
7	D	MARTIN, PAUL				+1			24:22	25	00:58	04:59	01:41	17:42	1		1							
9	L	DUPUIS, PASCAL				+1			19:01	24	00:47	00:00	01:54	17:07	5	1		6			2			
10	L	GLASS, TANNER							09:05	15	00:36	00:00	00:45	08:20				1	1					
14	L	KUNITZ, CHRIS	1		1	+1	1	2	21:18	23	00:55	05:38	00:00	15:40	1	1		3			2			
15	C	JEFFREY, DUSTIN							12:59	16	00:48	00:00	00:00	12:59	1						5	7	42	
16	C	SUTTER, BRANDON	2		2	+1			15:16	21	00:43	01:01	01:23	12:52	3	2	2	1			9	6	60	
18	L	NEAL, JAMES		1	1	+2			18:19	22	00:49	05:44	00:00	12:35	3	6	1	2		2				
19	R	BENNETT, BEAU		1	1	+1			14:17	16	00:53	02:20	00:00	11:57	2	1								
24	L	COOKE, MATT				-1			14:15	17	00:50	00:00	01:18	12:57	1		1	3						
27	R	ADAMS, CRAIG							09:22	12	00:46	00:00	01:32	07:50	2			2			1			
44	D	ORPIK, BROOKS				+1			20:47	24	00:51	00:03	01:41	19:03		2		2			3			
46	C	VITALE, JOE							07:42	11	00:42	00:00	00:00	07:42		2					3	4	43	
48	C	KENNEDY, TYLER				-1			12:54	15	00:51	00:51	00:00	12:03	3	1	1			1				
58	D	LETANG, KRIS		1	1	+1			27:49	28	00:59	06:26	01:26	19:57	8	4		3		1	1			
87	C	CROSBY, SIDNEY				+2			23:15	23	01:00	05:48	00:00	17:27	3	2	1				1	11	16	41
29	G	FLEURY, MARC-ANDRE																						
92	G	VOKOUN, TOMAS																						
		TEAM PENALTY					1	2																
TEAM TOTALS			3	4	7	+10	2	4							34	26	8	27	2	4	13	28	33	46

G=Goals A=Assists P=Points +/-=Plus/Minus PN=Number of Penalties PIM=Penalty Minutes TOI=Time On Ice SHF=# of Shifts AVG=Average Time/Shift S=Shots on Goal A/B=Attempts Blocked MS=Missed Shots HT=Hits Given GV=Giveaways TK=Takeaways BS=Blocked Shots FW=Faceoffs Won FL=Faceoffs Lost F%=Faceoff Win Percentage PP=Power Play SH=Short Handed EV=Even Strength OT=Overtime TOT=Total

VISITOR

HOME

Game Summary



1



Sunday, March 17, 2013
Attendance 18,659 at CONSOL Energy Center
Start 12:38 EDT; End 3:00 EDT
Game 0418
Final



2



BOSTON BRUINS
Game 27 Away Game 14

PITTSBURGH PENGUINS
Game 30 Home Game 14

SCORING SUMMARY

G	Per	Time	Str	Team	Goal	Scorer	Assist	Assist	BOS on Ice	PIT on Ice
1	1	12:06	EV	PIT	87	S.CROSBY(13)	14	C.KUNITZ(22)	9 P.DUPUIS(7)	17, 33, 40, 44, 46, 49
2	1	16:38	EV	BOS	19	T.SEGUIN(10)	37	P.BERGERON(17)	55 J.BOYCHUK(3)	19, 33, 37, 40, 55, 63
3	1	19:28	EV	PIT	46	J.VITALE(1)	27	C.ADAMS(2)	44 B.ORPIK(7)	11, 18, 20, 21, 40, 44
										7, 9, 14, 44, 87, 92
										4, 16, 24, 48, 58, 92
										7, 10, 27, 44, 46, 92

BOSTON BRUINS

PITTSBURGH PENGUINS

PENALTY SUMMARY

#	Per	Time	Player	PIM	Penalty
1	2	17:18	37 P.BERGERON	2	Delay Gm - Face-off Violation
TOT (PN-PIM) 1-2					
Power Plays (Goals-Opp./PPTIME) 0-2/04:00					

#	Per	Time	Player	PIM	Penalty
1	1	4:13	44 B.ORPIK	2	Delaying Game-Puck over glass
2	2	14:18	87 S.CROSBY	2	Hi-sticking
TOT (PN-PIM) 2-4					
Power Plays (Goals-Opp./PPTIME) 0-1/02:00					

BY PERIOD

Per	Goals	Shots	PN	PIM
1	1	11	0	0
2	0	9	1	2
3	0	12	0	0
TOT	1	32	1	2

Per	Goals	Shots	PN	PIM
1	2	10	1	2
2	0	5	1	2
3	0	3	0	0
TOT	2	18	2	4

POWER PLAYS (Goals-Occurrences / Time)

5v4	5v3	4v3
0-2/04:00		

5v4	5v3	4v3
0-1/02:00		

EVEN STRENGTH (Goals-Occurrences / Time)

5v5	4v4	3v3	TOT
1-4/54:00			1-4/54:00

5v5	4v4	3v3	TOT
2-4/54:00			2-4/54:00

GOALTENDER SUMMARY

BOSTON BRUINS			TOI				GOALS-SHOTS AGAINST			
			EV	PP	SH	TOT	1	2	3	TOT
35	G	KHUDOBIN, ANTON								
40	G	RASK, TUUKKA (L)	53:32	04:00	02:00	59:32	2-10	0-5	0-3	2-18
		EMPTY NET	00:28	00:00	00:00	00:28				
TEAM TOTALS			54:00	04:00	02:00	60:00	2-10	0-5	0-3	2-18

PITTSBURGH PENGUINS			TOI				GOALS-SHOTS AGAINST			
			EV	PP	SH	TOT	1	2	3	TOT
29	G	FLEURY, MARC-ANDRE								
92	G	VOKOUN, TOMAS (W)	54:00	02:00	04:00	60:00	1-11	0-9	0-12	1-32
TEAM TOTALS			54:00	02:00	04:00	60:00	1-11	0-9	0-12	1-32

OFFICIALS

Referee
#40 Steve Kozari
#17 Frederick L'Ecuyer
Standby

Linesman
#55 Shane Heyer
#66 Darren Gibbs
Standby

3 STARS By:Consol Energy Center Media

1. PIT G 92 T.VOKOUN
2. PIT C 87 S.CROSBY
3. BOS C 19 T.SEGUIN

VISITOR

Event Summary

HOME



1



Sunday, March 17, 2013
Attendance 18,659 at CONSOL Energy Center
Start 12:38 EDT; End 3:00 EDT
Game 0418
Final



2



BOSTON BRUINS
Game 27 Away Game 14

PITTSBURGH PENGUINS
Game 30 Home Game 14

SHOTS SUMMARY (Goals-Shots On Goal)

EV			PP			SH			TOT
1-27			0-5						1-32
5v5	5v4	5v3	4v5	4v4	4v3	3v5	3v4	3v3	
1-27	0-5								

EV			PP			SH			TOT
2-18									2-18
5v5	5v4	5v3	4v5	4v4	4v3	3v5	3v4	3v3	
2-18									

FACE-OFF SUMMARY (Face-offs Won-Face-offs Total / Percentage)

EV	PP	SH	TOT
23-43/53%	2-4/50%	1-2/50%	26-49/53%

EV	PP	SH	TOT
20-43/47%	1-2/50%	2-4/50%	23-49/47%

TEAM SUMMARY

TEAM SUMMARY																							
BOSTON BRUINS		G	A	P	+/-	PN	PIM	TOI						S	A/B	MS	HT	GV	TK	BS	FW	FL	F%
								TOT	SHF	AVG	PP	SH	EV										
11	C CAMPBELL, GREGORY				-1			14:39	19	00:46	00:00	01:14	13:25		1	1	3				2	6	25
17	L LUCIC, MILAN				-1			18:13	19	00:57	02:18	00:00	15:55	5		1	3				1	0	100
18	R HORTON, NATHAN				-1			16:29	21	00:47	02:15	00:00	14:14	4	1		2	1					
19	C SEGUIN, TYLER	1		1	+1			20:31	20	01:01	02:22	00:00	18:09	5	2	1	1			1			
20	L PAILLE, DANIEL				-1			12:34	17	00:44	00:00	01:00	11:34	1		1	2		1				
21	D FERENCE, ANDREW				-1			18:20	22	00:50	00:00	00:00	18:20		2	1	2						
22	L THORNTON, SHAWN							08:53	12	00:44	00:00	00:00	08:53	2	1		1						
27	D HAMILTON, DOUGIE							15:25	20	00:46	02:34	00:00	12:51	4		1	1			1			
29	L PANDOLFO, JAY							10:05	14	00:43	00:00	00:23	09:42	1			2						
33	D CHARA, ZDENO							27:03	30	00:54	01:38	02:00	23:25	2	3	4	2						
37	C BERGERON, PATRICE		1	1	+1	1	2	20:05	22	00:54	01:33	00:00	18:32		1					11	8	58	
38	R CARON, JORDAN							09:31	13	00:43	00:00	00:00	09:31	2		2			1				
44	D SEIDENBERG, DENNIS				-2			22:39	26	00:52	01:26	02:00	19:13	2	1		1			2			
46	C KREJCI, DAVID				-1			16:27	18	00:54	02:34	00:23	13:30	1	1	1				9	6	60	
49	C PEVERLEY, RICH				-1			14:14	22	00:38	01:38	00:37	11:59			2			1	3	3	50	
54	D MCQUAID, ADAM							14:56	19	00:47	00:00	00:00	14:56		1	1	4		3				
55	D BOYCHUK, JOHNNY		1	1	+1			19:15	25	00:46	00:00	00:00	19:15	4		2							
63	C MARCHAND, BRAD				+1			19:09	22	00:52	01:42	00:23	17:04	1	1								
35	G KHUDBIN, ANTON																						
40	G RASK, TUUKKA																						
TEAM TOTALS		1	2	3	-5	1	2							32	17	16	26	1	1	9	26	23	53

PITTSBURGH PENGUINS		G	A	P	+/-	PN	PIM	TOI						S	A/B	MS	HT	GV	TK	BS	FW	FL	F%
								TOT	SHF	AVG	PP	SH	EV										
2	D NISKANEN, MATT							23:43	21	01:07	02:00	01:56	19:47	1	1		1		1	1			
4	D EATON, MARK				-1			19:14	24	00:48	00:00	01:32	17:42							2			
5	D ENGELLAND, DERYK							15:34	16	00:58	00:00	00:09	15:25	1		1	1			2			
7	D MARTIN, PAUL				+2			30:02	28	01:04	01:36	02:20	26:06		2	1	1		2				
9	L DUPUIS, PASCAL		1	1	+1			21:12	24	00:53	00:00	01:55	19:17	3		3	2	1					
10	L GLASS, TANNER				+1			07:28	11	00:40	00:00	00:42	06:46		1		2			1			
14	L KUNITZ, CHRIS		1	1	+1			21:37	24	00:54	02:00	00:09	19:28	2	1	1	4		2				
15	C JEFFREY, DUSTIN							12:18	16	00:46	00:24	00:00	11:54			2		1		1	5	3	63
16	C SUTTER, BRANDON				-1			17:05	20	00:51	00:00	00:48	16:17	2		1			1		5	9	36
18	L NEAL, JAMES							13:39	17	00:48	01:25	00:00	12:14	1	2	1	1						
19	R BENNETT, BEAU							12:12	17	00:43	00:35	00:00	11:37	1			2			1			
24	L COOKE, MATT				-1			16:47	22	00:45	00:00	01:32	15:15	1			2			1	0	1	0
27	R ADAMS, CRAIG		1	1	+1			11:13	14	00:48	00:00	02:36	08:37	1			4			1	1	0	100
44	D ORPIK, BROOKS		1	1	+2	1	2	23:58	24	00:59	00:00	01:20	22:38		1		7		1	6			
46	C VITALE, JOE	1		1	+1			06:34	10	00:39	00:00	00:00	06:34	1			1		1		2	2	50
48	C KENNEDY, TYLER				-1			14:49	18	00:49	00:44	00:00	14:05	1	1								
58	D LETANG, KRIS				-1			07:03	8	00:52	00:00	00:43	06:20	1						1			
87	C CROSBY, SIDNEY	1		1	+1	1	2	21:32	26	00:49	01:16	00:18	19:58	2		3	2				10	11	48
29	G FLEURY, MARC-ANDRE																						
92	G VOKOUN, TOMAS																	1					
TEAM TOTALS		2	4	6	+5	2	4							18	9	13	30	3	8	17	23	26	47

G=Goals A=Assists P=Points +/-=Plus/Minus PN=Number of Penalties PIM=Penalty Minutes TOI=Time On Ice SHF=# of Shifts AVG=Average Time/Shift S=Shots on Goal A/B=Attempts Blocked MS=Missed Shots HT=Hits Given GV=Giveaways TK=Takeaways BS=Blocked Shots FW=Faceoffs Won FL=Faceoffs Lost F%=Faceoff Win Percentage PP=Power Play SH=Short Handed EV=Even Strength OT=Overtime TOT=Total

VISITOR

HOME



3



Game Summary

Saturday, April 20, 2013
Attendance 17,565 at TD Garden
Start 12:39 EDT; End 3:15 EDT
Game 0654
Final



2



PITTSBURGH PENGUINS
Game 44 Away Game 22

BOSTON BRUINS
Game 43 Home Game 21

SCORING SUMMARY

G	Per	Time	Str	Team	Goal	Scorer	Assist	Assist	PIT on Ice	BOS on Ice
1	1	10:18	PP	BOS	63	B.MARCHAND(17)	33 Z.CHARA(11)	40 T.RASK(1)	4, 10, 27, 58, 92	18, 33, 40, 46, 63, 68
2	2	5:10	EV	PIT	36	J.JOKINEN(10)	2 M.NISKANEN(10)	15 T.GLASS(1)	2, 3, 15, 27, 36, 92	23, 34, 40, 43, 54, 68
3	3	4:43	PP	PIT	12	J.IGINLA(12)	36 J.JOKINEN(8)	19 B.BENNETT(11)	12, 14, 19, 36, 58, 92	11, 20, 33, 40, 44
4	3	8:29	PP	PIT	58	K.LETANG(5)	36 J.JOKINEN(9)	14 C.KUNITZ(28)	12, 14, 19, 36, 58, 92	33, 37, 40, 55, 63
5	3	19:57	EV	BOS	19	T.SEGUIN(16)	33 Z.CHARA(12)		12, 15, 36, 44, 58, 92	11, 19, 33, 34, 37, 68

PITTSBURGH PENGUINS

BOSTON BRUINS

PENALTY SUMMARY

#	Per	Time	Player	PIM	Penalty	#	Per	Time	Player	PIM	Penalty
1	1	8:11	15 T.GLASS	5	Fighting (maj)	1	1	8:11	54 A.MCQUAID	5	Fighting (maj)
2	1	9:31	24 M.COOKE	2	Slashing	2	1	17:56	18 N.HORTON	5	Fighting (maj)
3	1	14:04	48 T.KENNEDY	2	Slashing	3	1	18:38	34 C.SODERBERG	2	Hooking
4	1	17:56	12 J.IGINLA	5	Fighting (maj)	4	2	13:20	49 R.PEVERLEY	2	Hi-sticking
5	1	19:00	2 M.NISKANEN	2	Interference	5	2	16:15	33 Z.CHARA	2	Roughing
6	2	17:10	36 J.JOKINEN	2	Cross checking	6	2	19:14	68 J.JAGR	2	Hooking
7	3	16:02	46 J.VITALE	2	Slashing	7	3	3:25	63 B.MARCHAND	2	Roughing
TOT (PN-PIM) 7-20						TOT (PN-PIM) 9-24					
Power Plays (Goals-Opp./PPTIME) 2-6/06:47						Power Plays (Goals-Opp./PPTIME) 1-4/04:04					

BY PERIOD

Per	Goals	Shots	PN	PIM	Per	Goals	Shots	PN	PIM
1	0	5	5	16	1	1	13	3	12
2	1	11	1	2	2	0	15	3	6
3	2	8	1	2	3	1	12	3	6
TOT	3	24	7	20	TOT	2	40	9	24

POWER PLAYS (Goals-Occurrences / Time)

5v4	5v3	4v3	5v4	5v3	4v3
2-6/06:47			1-4/04:04		

EVEN STRENGTH (Goals-Occurrences / Time)

5v5	4v4	3v3	TOT	5v5	4v4	3v3	TOT
1-10/44:26	0-3/04:43		1-13/49:09	1-10/44:26	0-3/04:43		1-13/49:09

GOALTENDER SUMMARY

PITTSBURGH PENGUINS		TOI				GOALS-SHOTS AGAINST			
		EV	PP	SH	TOT	1	2	3	TOT
29	G FLEURY, MARC-ANDRE								
92	G VOKOUN, TOMAS (W)	49:09	06:47	04:04	60:00	1-13	0-15	1-12	2-40
TEAM TOTALS		49:09	06:47	04:04	60:00	1-13	0-15	1-12	2-40

BOSTON BRUINS		TOI				GOALS-SHOTS AGAINST			
		EV	PP	SH	TOT	1	2	3	TOT
35	G KHUDOBIN, ANTON								
40	G RASK, TUUKKA (L)	47:48	04:04	06:47	58:39	0-5	1-11	2-8	3-24
EMPTY NET		01:21	00:00	00:00	01:21				
TEAM TOTALS		49:09	04:04	06:47	60:00	0-5	1-11	2-8	3-24

OFFICIALS

Referee
#32 Tom Kowal
#34 Brad Meier
Standby

Linesman
#59 Steve Barton
#50 Scott Cherrey
Standby

3 STARS By:98.5 THE SPORTS HUB

- PIT G 92 T.VOKOUN
- PIT L 36 J.JOKINEN
- BOS C 37 P.BERGERON

VISITOR

HOME

Event Summary



3



Saturday, April 20, 2013
Attendance 17,565 at TD Garden
Start 12:39 EDT; End 3:15 EDT
Game 0654
Final



2



PITTSBURGH PENGUINS
Game 44 Away Game 22

BOSTON BRUINS
Game 43 Home Game 21

SHOTS SUMMARY (Goals-Shots On Goal)

EV				PP				SH				TOT			
1-16				2-8				0-1				3-24			
5v5	5v4	5v3	4v5	4v4	4v3	3v5	3v4	3v3							
1-15	2-8			0-1								1-34	1-2	0-1	0-3

FACE-OFF SUMMARY (Face-offs Won-Face-offs Total / Percentage)

EV				PP				SH				TOT			
26-56/46%				3-13/23%				0-3/0%				29-72/40%			
30-56/54%				3-3/100%				10-13/77%				43-72/60%			

TEAM SUMMARY

TEAM SUMMARY																													
PITTSBURGH PENGUINS							G	A	P	+/-	PN	PIM	TOI						S	A/B	MS	HT	GV	TK	BS	FW	FL	F%	
													TOT	SHF	AVG	PP	SH	EV											
2	D	NISKANEN, MATT		1	1	+1	1	2					17:54	24	00:44	01:56	00:00	15:58	1		2		1	1	1				
3	D	MURRAY, DOUGLAS				+1							17:14	25	00:41	00:00	02:51	14:23	1			1			3				
4	D	EATON, MARK											16:23	21	00:46	00:05	01:13	15:05	1				1						
5	D	ENGELLAND, DERYK											15:01	21	00:42	00:00	00:00	15:01	1			4			1				
9	L	DUPUIS, PASCAL											19:22	22	00:52	01:34	01:35	16:13	1	2				1	1	4	8	33	
10	L	MORROW, BRENDEN											17:23	21	00:49	02:15	00:12	14:56	1		1	5			1				
12	R	GINLA, JAROME	1	1	-1	1	5						16:27	18	00:54	06:05	00:00	10:22	3						1	1	50		
14	L	KUNITZ, CHRIS		1	1								15:45	20	00:47	04:27	01:19	09:59	5	3		2		1		0	1	0	
15	L	GLASS, TANNER		1	1		1	5					07:43	11	00:42	00:00	00:37	07:06				4							
16	C	SUTTER, BRANDON											17:33	26	00:40	00:21	00:38	16:34	2				2	1		10	10	50	
19	R	BENNETT, BEAU		1	1								16:05	18	00:53	05:28	00:00	10:37	1					2		0	1	0	
24	L	COOKE, MATT					1	2					15:22	20	00:46	00:05	00:45	14:32			1	2			2				
27	R	ADAMS, CRAIG				+1							11:43	14	00:50	00:00	02:06	09:37	1			2	1		2				
36	L	JOKINEN, JUSSI	1	2	3		1	2					16:55	23	00:44	04:57	00:56	11:02	1		2	1			1	9	14	39	
44	D	ORPIK, BROOKS				-1							23:06	24	00:57	00:00	02:51	20:15					3	1					
46	C	VITALE, JOE					1	2					09:20	15	00:37	00:00	00:00	09:20					1		1	5	8	38	
48	C	KENNEDY, TYLER					1	2					13:33	18	00:45	01:14	00:00	12:19	1				3	2					
58	D	LETANG, KRIS	1	1	-1								24:24	28	00:52	05:28	01:13	17:43	4	1	1	2			3				
29	G	FLEURY, MARC-ANDRE																											
92	G	VOKOUN, TOMAS																											
TEAM TOTALS							3	6	9	0	7	20								24	6	7	30	8	6	16	29	43	40
BOSTON BRUINS							G	A	P	+/-	PN	PIM	TOI						S	A/B	MS	HT	GV	TK	BS	FW	FL	F%	
													TOT	SHF	AVG	PP	SH	EV											
11	C	CAMPBELL, GREGORY				+1							14:38	20	00:43	00:00	03:25	11:13	1	1		2	1			2	5	29	
18	R	HORTON, NATHAN					1	5					05:18	8	00:39	01:10	00:00	04:08		1		4							
19	C	SEGUIN, TYLER	1	1	+1								17:24	22	00:47	02:24	00:00	15:00	8	1	1		1			1	1	50	
20	L	PAILLE, DANIEL											14:09	18	00:47	00:00	02:37	11:32	2			1				1	1		
21	D	ERENCE, ANDREW											19:15	23	00:50	00:00	02:53	16:22	4		1	3		1					
22	L	THORNTON, SHAWN											07:18	11	00:39	00:00	00:00	07:18	2			4							
23	C	KELLY, CHRIS				-1							15:02	21	00:42	00:22	00:58	13:42	2	1			3		1	9	7	56	
33	D	CHARA, ZDENO		2	2	+1	1	2					26:19	29	00:54	03:03	03:54	19:22	1	1					2				
34	C	SODERBERG, CARL					1	2					16:10	19	00:51	01:59	00:00	14:11					1						
37	C	BERGERON, PATRICE				+1							20:55	25	00:50	02:32	03:16	15:07	4	2	2	1				19	9	68	
43	D	BARTKOWSKI, MATT				-1	1	2					13:33	19	00:42	00:00	00:00	13:33		1	3	3							
44	D	SEIDENBERG, DENNIS											26:05	32	00:48	02:18	04:31	19:16	3	2	1	2		1	2				
46	C	KREJCI, DAVID											16:37	20	00:49	01:27	00:00	15:10	3	1	1	1	1	1	1	1	10	6	63
49	C	PEVERLEY, RICH					1	2					10:58	19	00:34	00:35	01:04	09:19	1		2	1	1			2	1	67	
54	D	MCQUAID, ADAM				-1	1	5					11:43	16	00:43	00:00	00:06	11:37		1		2							
55	D	BOYCHUK, JOHNNY											19:41	26	00:45	00:08	02:10	17:23	2	3	2	4	1		1				
63	C	MARCHAND, BRAD	1	1			2	4					16:25	22	00:44	01:10	02:14	13:01	4			2	2						
68	R	JAGR, JAROMIR					1	2					18:21	22	00:50	03:12	00:00	15:09	3	1			2						
35	G	KHUTOBIN, ANTON																											
40	G	RASK, TUUKKA		1	1																								
TEAM TOTALS							2	3	5	+1	9	24								40	16	15	35	6	4	6	43	29	60

G=Goals A=Assists P=Points +/-=Plus/Minus PN=Number of Penalties PIM=Penalty Minutes TOI=Time On Ice SHF=# of Shifts AVG=Average Time/Shift S=Shots on Goal A/B=Attempts Blocked MS=Missed Shots HT=Hits Given GV=Giveaways TK=Takeaways BS=Blocked Shots FW=Faceoffs Won FL=Faceoffs Lost F%=Faceoff Win Percentage PP=Power Play SH=Short Handed EV=Even Strength OT=Overtime TOT=Total



BIOS

SECTION FIVE



DAN BYLSMA

HEAD COACH



Dan Bylsma is already one of the most successful coaches in Penguins' history, leading the team to a Stanley Cup championship, winning the Jack Adams Award as the NHL's "Most Outstanding Coach," and an Atlantic Division title in just four-plus seasons behind the bench.

Bylsma (pronounced BYLE-zmuh) has led the Penguins to three 100-point seasons and five consecutive playoff berths, while becoming the winningest playoff coach in team history with 36 postseason victories and seven playoff series victories.

Bylsma has the best regular-season winning percentage (.669) in team history with an all-time record of 201-93-25. His 201 wins are the second most in team history (Eddie Johnston, 232). He became the fastest coach in NHL history to reach 200 wins (316 games) in a 3-1 victory at Ottawa April 22, 2013.

Bylsma, who is signed through the 2013-14 season, led the Penguins to their first division title since 2008 and the No. 1 seed in the Eastern Conference with a 36-12 record in 2012-13, highlighted by a 15-game winning streak that tied the second-longest in NHL history (NY Islanders, 1981-82). The Penguins boasted the NHL's No. 1 ranked offense (averaging 3.38 goals per game) and had the second-deadliest power play (24.7-percent success rate).

Bylsma, 42, finished the 2011-12 season with a 51-25-6 record for 108 points. The team's 51 wins and 108 points are the second-highest in franchise history. For his work, Bylsma was named co-recipient of the Dapper Dan Sportsman of the Year Award (Marc-Andre Fleury). He also became the fourth-fastest coach in NHL history to reach 150 wins (251 games) Feb. 26, 2012 vs. Columbus.

Bylsma earned the 2011 Jack Adams Award after masterfully steering an injury-depleted Penguins team to a 49-25-8 record for 106 points (third-most wins and points in franchise history) and the same point total as Atlantic Division-winning Philadelphia despite suffering 350 man-games lost – including 119 games to the team's three best players: Sidney Crosby (41 games); Evgeni Malkin (39); and Jordan Staal (39).

In 2008-09, Bylsma penned one of the most remarkable starts to a head coaching career in NHL history. He began the season in his first head coaching job, with Wilkes-Barre/Scranton of the American Hockey League, and finished the year by raising the Stanley Cup.

Bylsma was promoted to Pittsburgh Feb. 15, 2009 to help save a team that was 10th overall in the Eastern Conference standings with diminishing hopes of earning a postseason berth. With an injection of attitude and aggressiveness, Bylsma inspired an 18-3-4 run in the final 25 games to climb from 10th to fourth place and home-ice advantage in the opening round.

The Grand Haven, Mich. native oversaw one of the most dramatic playoff runs in NHL history. The Penguins clinched all four series on the road, twice rallying from 2-0 series deficits (against Washington and Detroit). Pittsburgh beat the defending champion Red Wings four times in the last five games to claim the Cup, including a 2-1 Game 7 victory in Detroit.

Bylsma became the 14th rookie head coach, and just the fourth in the past 50 years, to capture the Stanley Cup. Of those 14, only Montreal's Al MacNeil took over mid-season (1970-71).

During his coaching career Bylsma has led the Penguins on a 15-game winning streak (tied for second best in NHL and club history), 12-game winning streak (tied for third best in club history), an 11-game winning streak (fourth longest in team history), a 12-game home winning streak (best in franchise history), a 10-game home winning streak (tied for third longest in franchise history), a 15-game unbeaten streak and a seven-game road winning streak (tying team record).

Bylsma played nine NHL seasons with Los Angeles and Anaheim from 1995-04. He appeared in 429 regular-season games, recording 19 goals and 62 points. He was a member of Anaheim's 2003 Western Conference championship team.

He began his coaching career as an assistant with the Cincinnati Mighty Ducks of the AHL in 2004-05. Bylsma was an assistant coach with the New York Islanders the following season.

Bylsma joined the Penguins organization as assistant coach with Wilkes-Barre/Scranton in 2006. Two seasons later he was promoted to WBS head coach in 2008-09. He led the team to a 35-16-1-2 record in 54 games before being promoted to Pittsburgh.

Bylsma played four seasons of college hockey at Bowling Green (Central Collegiate Hockey Association).

Dan and his wife, Mary Beth, have one son, Bryan, and reside in the North Hills.



TONY GRANATO

ASSISTANT COACH



Tony Granato completed his fourth season on the Penguins coaching staff.

Granato, among his responsibilities, works with the team's forwards and penalty killing units. He oversaw the NHL's No. 1-ranked penalty killing unit (86.1 percent) in 2010-11 and 3rd-ranked unit (87.8) in '11-12. The 87.8-success rate is the best mark in team history.

Prior to joining the Penguins, Granato spent six seasons with the Colorado Avalanche and served two stints as Avalanche head coach (2002-04 and 2008-09). Granato compiled a 104-78-17-16 record and led Colorado to a Northwest Division title in 2003.

Granato, 48, joined the Avalanche organization in June, 2002, as an assistant coach. He was elevated to head coach Dec. 18, 2002 and led the club to a 32-11-4-4 mark en route to its ninth consecutive division title. The following season Granato steered the club to a 40-22-13-7 finish and Western Conference semifinals appearance.

The Downers Grove, Illinois native served as an assistant coach for the Avalanche from 2005-08. He was promoted to a second tenure as head coach in 2008 and oversaw the development of a young Colorado team.

Granato played 13 NHL seasons with NY Rangers (1988-90), Los Angeles (90-96) and San Jose (96-01). In 1997, he played in the NHL All-Star Game and was the recipient of the Bill Masterton Memorial Trophy for overcoming a near career-ending brain injury.

In 773 career NHL games, the feisty forward posted 248 goals, 492 points and 1,425 penalty minutes. He tallied 16 goals, 43 points and 141 penalty minutes in 79 career playoff games, and helped lead Los Angeles to a Stanley Cup Final berth in 1993.

Granato played four seasons at the University of Wisconsin and was inducted into the Badgers' Hall of Fame in 2000. He also played for the U.S. National team in 1987-88 and represented his country in the 1988 Olympic Games in Calgary.

Tony and his wife, Linda, are the parents of four children and reside in the South Hills.

TODD REIRDEN

ASSISTANT COACH



Todd Reirden finished his third season as an assistant coach with the Penguins.

The former NHL defenseman works closely with the team's defensemen and power play, among his responsibilities. Under his guidance, the Penguins' power play has ranked second (24.7-percent success rate, 2012-13) and tied for fifth (19.7, 2011-12) in the NHL.

Reirden has helped develop defenseman Kris Letang into a Norris Trophy contender as best defenseman in the NHL and oversaw a defensive corps that combined for 103 points (20G-83A) in 2012-13.

Reirden, 41, joined the Penguins organization August 18, 2008 as an assistant coach in Wilkes-Barre/Scranton of the American Hockey League. A few months later, he was promoted to head coach following Dan Bylsma's promotion to Pittsburgh. Reirden guided WBS to a 14-9-3 record in the final 26 games and into the second round of the AHL playoffs. Reirden then joined Pittsburgh's extended playoff coaching staff and helped the team win the Stanley Cup.

In his only full season as head coach in WBS in 2009-10, Reirden led a young and inexperienced team to an impressive 41-34-2-3 mark and a berth in the Calder Cup playoffs.

Prior to joining the Penguins organization, Reirden spent one season as an assistant coach with his alma mater – the Bowling Green Falcons (Central Collegiate Hockey Association). He was a teammate of Bylsma's during the 1990-91 and '91-92 seasons.

Reirden was selected by New Jersey in the 12th round (242nd overall) of the 1990 NHL Draft. He played 13 professional seasons, retiring in 2007 with Graz EC of the Austrian Hockey League. He appeared in 183 NHL games with Edmonton, St. Louis, Atlanta and Phoenix. He recorded 46 points (11G-35A) and 181 PIM in his NHL career.

Todd and his wife, Shelby, have one son.

GILLES MELOCHE

GOALTENDING COACH



Former NHL goaltender Gilles Meloche completed his seventh season as the Penguins full-time goaltending coach and 27th overall with the organization, winning three Stanley Cups with the franchise.

Meloche has been instrumental in the development of Marc-Andre Fleury into a franchise and Stanley Cup-winning netminder and team MVP. With Meloche's teaching, Fleury has become the backbone of the team while claiming franchise records in wins (249) and shutouts (23).

Meloche, 62, served as a Penguins scout from 1989-06 and doubled as goaltending coach/consultant during much of that time. He was part of the staff when the Penguins won Cups in 1991 and '92.

The Montreal, Quebec native spent 18 seasons as an NHL goaltender with Chicago, California, Cleveland, Minnesota and Pittsburgh. He played the final three seasons of his career with the Penguins following a 1985 trade.

Meloche appeared in 788 NHL games, posting a 270-351-131 record with a 3.64 goals-against average. In 45 playoff games, he posted a 21-19 mark with a 3.48 GAA.

Gilles and his wife, Sophie, reside in Pittsburgh. He has a son, Eric, and daughter, Annie. Eric is a pro player who played in the Penguins organization from 2000-04.

CRAIG ADAMS • 27

Position: RW**Shoots:** Right**Ht:** 6-0**Wt:** 197**DOB:** 4/26/77**Birthplace:** Seria, Brunei Darussalam**Acquired:** Claimed off waivers from the Chicago Blackhawks on March 4, 2009.

Up-To-Date Player Stats: Craig Adams

2012-13 POSTSEASON


- Helped Pens' PK surrender just 4 power-play goals in 39 tries (89.7% kill rate).
- Averaged a team-high 3:24 shorthanded minutes per game.
- Plus or even in all 12 postseason games.
- Recorded 1st point (assist) of postseason in Game 1 vs. NY Islanders.

2012-13 SEASON

- PK specialist led all forwards with 2:39 shorthanded minutes per game.
- Finished 2nd among forwards (3rd overall) with 107 hits.
- Placed 2nd among forwards with 37 blocked shots.
- Finished plus or even in 35 of last 40 games.
- Tied career high by scoring 2 goals Feb. 15 at Winnipeg.
- Durable forward appeared in all 48 games on the season.

CAREER/PERSONAL

- Nickname - "Addsy"
- Veteran of 12 NHL seasons, playing nearly 800 NHL games with Carolina, Chicago and Pittsburgh.
- Two-time Stanley Cup champion (Carolina - 2006; Pittsburgh - 2009).
- Valuable member of Penguins' '09 championship team, contributing in 24 playoff games as defensive forward and penalty kill specialist.
- Key component of the Penguins' successful PK unit - which ranked in the top-5 in 2 of last 3 seasons (1st, 86.1 percent, 2010-11; 3rd, 87.8 percent, 2011-12). Pittsburgh finished with the top-ranked PK for the first time in team history in '10-11 while setting a franchise-high 87.8-percent rate in '11-12.
- Led all Penguins forwards in '10-11 with 64 blocked shots and ranked 4th overall on the team with 171 hits.
- Played 700th career NHL game Dec. 13, 2011 vs. Detroit.
- Netted first career goal (and point) Nov. 10, 2000 vs. Toronto.
- Made NHL debut Oct. 24, 2000 vs. San Jose.
- Drafted by the Hartford Whalers in 9th round (223rd overall) of 1996 NHL Draft.
- Played 4 seasons at Harvard from 1995-99.
- Majored in history at Harvard.
- Born in Seria, Brunei on island of Borneo in South China Sea where his father was working for Shell at the time. Raised in Calgary, AB.
- Married (Anne); 1 son (Rhys Argeo); 2 daughters (Francesca Alice and Lucia).
- Signed through 2012-13 season.



CAREER VS. NHL

	GP	G	A	PTS	PIM
ANA	16	0	4	4	5
BOS	37	1	6	7	29
BUF	36	3	3	6	13
CGY	11	2	1	3	5
CAR	17	1	4	5	6
CHI	8	3	1	4	8
COL	13	1	2	3	12
CBJ	20	3	4	7	6
DAL	14	1	1	2	5
DET	18	0	1	1	2
EDM	9	2	1	3	6
FLA	51	4	6	10	32
LAK	14	0	0	0	2
MIN	13	1	2	3	0
MTL	34	2	6	8	59
NSH	13	0	0	0	6
NJD	44	1	5	6	26
NYI	45	2	7	9	55
NYR	44	4	5	9	6
OTT	37	1	5	6	20
PHI	46	2	5	7	42
PHX	16	0	2	2	23
PIT	19	0	4	4	16
SJS	14	1	1	2	28
STL	15	1	2	3	22
TBL	48	1	6	7	33
TOR	36	2	2	4	24
VAN	10	1	1	2	12
WSH	49	2	3	5	49
WPG	52	7	3	10	41
Totals	799	49	93	142	593

CAREER HIGHS

Goals: 2 (5 times), 2/15/13 at WPG**Assists:** 3 (1 time), 12/6/05 at ANA**Points:** 3 (4 times), 10/27/10 at TBL (1G-2A)**SOG:** 6 (3 times), 12/16/08 at EDM**PIM:** 17 (2 times), 2/11/11 at NYI**Hat Tricks:** None**Goal Streak:** 2, 12/1/11-12/3/11 (2)**Assist Streak:** 2, 4/5/11-4/8/11 (2)**Point Streak:** 3, 4/2/11-4/8/11 (1G-2A)



CAREER STATISTICS

YEAR	TEAM	LEAGUE	REGULAR SEASON										PLAYOFFS				
			GP	G	A	PTS	PIM	+/-	PP	SH	GW	S	GP	G	A	PTS	PIM
1995-96	Harvard	ECAC	34	8	9	17	56	--	--	--	--	--	--	--	--	--	--
1996-97	Harvard	ECAC	32	6	4	10	36	--	--	--	--	--	--	--	--	--	--
1997-98	Harvard	ECAC	12	6	6	12	12	--	--	--	--	--	--	--	--	--	--
1998-99	Harvard	ECAC	31	9	14	23	53	--	--	--	--	--	--	--	--	--	--
1999-00	Cincinnati	IHL	73	12	12	24	124	-3	0	1	2	97	8	0	1	1	14
2000-01	Carolina	NHL	44	1	0	1	20	-7	0	0	0	15	3	0	0	0	0
	Cincinnati	IHL	4	0	1	1	9	0	0	0	0	3	1	0	0	0	2
2001-02	Carolina	NHL	33	0	1	1	38	2	0	0	0	17	1	0	0	0	0
	Lowell	AHL	22	5	4	9	51	2	0	1	1	--	--	--	--	--	--
2002-03	Carolina	NHL	81	6	12	18	71	-11	1	0	1	107	--	--	--	--	--
2003-04	Carolina	NHL	80	7	10	17	69	-5	0	1	0	110	--	--	--	--	--
2004-05	Milano	ITALY	30	15	14	29	57	--	--	--	--	--	15	4	7	11	26
2005-06	Carolina	NHL	67	10	11	21	51	1	1	1	2	68	25	0	0	0	10
	Lowell	AHL	13	4	3	7	20	-1	1	1	0	--	--	--	--	--	--
2006-07	Carolina	NHL	82	7	7	14	54	-9	0	1	1	71	--	--	--	--	--
2007-08	Carolina	NHL	40	2	3	5	34	-8	0	0	0	31	--	--	--	--	--
	Chicago	NHL	35	2	4	6	24	-8	0	1	1	32	--	--	--	--	--
2008-09	Chicago	NHL	36	2	4	6	22	-3	1	0	0	38	--	--	--	--	--
	PITTSBURGH	NHL	9	0	1	1	0	0	0	0	0	9	24	3	2	5	16
2009-10	PITTSBURGH	NHL	82	0	10	10	72	-5	0	0	0	84	13	2	1	3	15
2010-11	PITTSBURGH	NHL	80	4	11	15	76	-5	0	2	1	90	7	1	0	1	2
2011-12	PITTSBURGH	NHL	82	5	13	18	34	-6	0	0	0	76	5	0	0	0	19
2012-13	PITTSBURGH	NHL	48	3	6	9	28	-1	0	1	0	46	11	0	1	1	10
NHL TOTALS			799	49	93	142	593	-65	3	7	6	794	89	6	4	10	72
PITTSBURGH TOTALS			301	12	41	53	210	-17	0	3	1	305	60	6	4	10	62

27 CRAIG ADAMS • RW

DATE	OPP	GP	GOALS	ASSISTS	POINTS	PIM	SHIFTS	TOI	WON	LOST	PCT	SHOTS	B/S	Hits	+/-	REMARKS
1/19	@PHI	1	0	0	0	0	18	12:53	1	1	0.50	1	1	2	E	
1/20	@NYR	1	0	0	0	2	20	13:01	1	1	0.50	3	2	3	-1	
1/23	TOR	1	0	0	0	0	15	09:27	0	1	0.00	0	0	2	-1	
1/25	@WPG	1	0	0	0	0	13	10:23	2	0	1.00	0	1	3	E	
1/27	@OTT	1	0	0	0	0	12	09:06	1	1	0.50	2	1	5	E	
1/29	NYI	1	0	0	0	0	13	08:21	0	1	0.00	2	0	2	-1	INJ - LOWER BODY
1/31	@NYR	1	0	1	1	0	15	09:33	2	1	0.67	0	0	0	1	INJ - LOWER BODY
2/2	NJD	1	0	0	0	0	18	13:09	0	1	0.00	0	0	2	E	INJ - LOWER BODY
2/3	@WSH	1	0	0	0	0	17	13:51	1	1	0.50	2	0	3	E	INJ - LOWER BODY
2/5	@NYI	1	0	0	0	2	18	12:58	0	2	0.00	1	0	0	1	INJ - LOWER BODY
2/7	WSH	1	0	0	0	0	15	12:35	-	-	-	0	0	2	E	INJ - LOWER BODY
2/9	@NJD	1	0	0	0	0	13	07:09	1	0	1.00	1	1	0	E	INJ - LOWER BODY
2/10	NJD	1	0	0	0	0	9	06:59	-	-	-	0	0	1	E	INJ - LOWER BODY
2/13	OTT	1	0	0	0	0	16	13:35	1	2	0.33	1	1	1	E	
2/15	@WPG	1	2	0	2	5	15	10:28	1	0	1.00	4	0	2	2	
2/17	@BUF	1	0	0	0	0	14	11:13	0	2	0.00	1	1	2	E	
2/20	PHI	1	0	0	0	2	11	07:35	-	-	-	0	0	1	-1	
2/22	FLA	1	0	0	0	0	14	11:04	1	1	0.50	0	0	2	E	
2/24	TBL	1	0	0	0	2	15	10:42	0	2	0.00	0	2	3	-1	
2/26	@FLA	1	0	0	0	0	13	11:12	-	-	-	1	0	3	E	
2/28	@CAR	1	0	0	0	2	17	10:52	-	-	-	2	0	1	-2	
3/2	@MTL	1	0	0	0	0	13	09:05	0	1	0.00	1	0	2	-2	
3/4	TBL	1	0	0	0	0	13	10:09	-	-	-	2	2	3	E	
3/7	@PHI	1	0	0	0	0	16	12:00	-	-	-	0	0	1	E	
Half- Season Totals		24	2	1	3	15	353	10:43	12	18	0.40	24	12	46	-5	-5

27

CRAIG ADAMS • RW

DATE	OPP	GP	GOALS	ASSISTS	POINTS	PIM	SHIFTS	TOI	WON	LOST	PCT	SHOTS	B/S	Hits	+/-	REMARKS
3/9	@TOR	1	0	0	0	0	13	08:23	-	-	-	1	0	1	E	
3/10	NYI	1	0	0	0	0	15	13:26	-	-	-	0	1	1	E	
3/12	BOS	1	0	0	0	0	12	09:22	-	-	-	2	1	2	E	
3/14	@TOR	1	1	SH	0	1	0	14	10:04	1	0	1.00	2	2	3	1
3/16	NYR	1	0	0	0	0	15	10:40	-	-	-	1	0	1	E	
3/17	BOS	1	0	1	1	0	14	11:13	1	0	1.00	1	1	4	1	INJ - LOWER BODY
3/19	WSH	1	0	0	0	0	16	11:24	0	3	0.00	2	1	0	E	INJ - LOWER BODY
3/22	@NYI	1	0	1	1	5	16	11:58	-	-	-	0	1	2	1	INJ - LOWER BODY
3/24	PHI	1	0	0	0	0	14	09:48	-	-	-	2	1	3	E	INJ - LOWER BODY
3/26	MTL	1	0	0	0	0	14	08:19	0	1	0.00	0	2	1	E	INJ - LOWER BODY
3/28	WPG	1	0	0	0	2	14	11:24	1	0	1.00	1	1	2	E	INJ - LOWER BODY
3/30	NYI	1	0	0	0	0	20	15:25	8	1	0.89	1	2	4	E	INJ - LOWER BODY
4/2	BUF	1	0	0	0	0	15	11:45	0	2	0.00	0	0	2	E	INJ - LOWER BODY
4/3	@NYR	1	0	0	0	0	15	12:09	3	1	0.75	0	0	2	E	
4/5	NYR	1	0	0	0	0	11	08:38	2	1	0.67	2	2	2	E	
4/9	@CAR	1	0	2	2	2	17	10:21	4	5	0.44	1	0	5	1	
4/11	@TBL	1	0	0	0	0	19	14:37	5	2	0.71	2	2	1	E	
4/13	@FLA	1	0	0	0	0	21	13:11	1	1	0.50	0	3	5	E	
4/17	MTL	1	0	1	1	0	17	13:08	1	4	0.20	2	1	4	E	
4/20	@BOS	1	0	0	0	0	14	11:43	-	-	-	1	2	2	1	
4/22	@OTT	1	0	0	0	4	18	13:22	3	2	0.60	0	0	7	E	
4/23	BUF	1	0	0	0	0	11	11:18	1	0	1.00	1	1	4	E	
4/25	@NJD	1	0	0	0	0	14	11:06	2	2	0.50	0	0	2	E	
4/27	CAR	1	0	0	0	0	18	15:52	6	4	0.60	0	1	2	-1	
Second-Half Totals		24	1	5	6	13	367	11:37	39	29	0.57	22	25	62	4	2
Final Totals		48	3	6	9	28	720	11:09	51	47	0.52	46	37	108	-1	0

BEAU BENNETT • 19

Position: RW

Shoots: Right

Ht: 6-2

Wt: 207

DOB: 11/27/91

Birthplace: Gardena, CA

Acquired: Drafted by Penguins in the first round (20th overall) of the 2010 NHL Draft.



Up-To-Date Player Stats: Beau Bennett

2012-13 POSTSEASON

- Made NHL postseason debut in Game 1 vs. NY Islanders and scored 1st career playoff goal (game-winner).
- 1st Pittsburgh rookie to score goal in 1st playoff game since Jordan Staal (April 11, 2007 at Ottawa).

2012-13 SEASON

- Completed 1st professional season, splitting time between Pittsburgh and Wilkes-Barre/Scranton of the American Hockey League.
- Finished successful rookie season in NHL by scoring 3 goals and 14 points in 26 games.
- Recorded 2 assists April 13 at Florida.
- Had a 3-game assist streak (4 total) from April 13-20
- List of NHL firsts: game (Feb. 15 at Winnipeg); goal/point (Feb. 24 vs. Tampa Bay); assist (Feb. 26 at Florida).
- Finished with 7 goals, 28 points in 39 games with WBS.
- Named to AHL All-Star Classic and WBS Rookie of the Year.

CAREER/PERSONAL

- Nickname - "Sunshine"
- Played 1 season of professional hockey with Penguins organization in 2012-13.
- Drafted by the Penguins in the 1st round (20th overall) of the 2010 NHL Draft – becoming the highest-drafted Californian-born player in NHL history.
- Played 2 seasons with the University of Denver from 2010-12.
- Finished his Denver career with 13 goals, 25 assists and 38 points in 47 games.
- Tied for the British Columbia Hockey League (BCHL) scoring lead with 120 points (41G-79A) in 56 games with the Penticton Vees in '09-10.
- Had 8 game-winning goals in '09-10 for Penticton.
- Named Interior Conference Rookie of the Year in '08-09.
- Signed through 2014-15 season.



CAREER VS. NHL

	GP	G	A	PTS	PIM
ANA	--	--	--	--	--
BOS	3	0	2	2	0
BUF	2	0	0	0	0
CGY	--	--	--	--	--
CAR	2	1	0	1	0
CHI	--	--	--	--	--
COL	--	--	--	--	--
CBJ	--	--	--	--	--
DAL	--	--	--	--	--
DET	--	--	--	--	--
EDM	--	--	--	--	--
FLA	3	0	3	3	0
LAK	--	--	--	--	--
MIN	--	--	--	--	--
MTL	3	0	2	2	0
NSH	--	--	--	--	--
NJD	1	0	0	0	0
NYI	2	0	0	0	0
NYR	1	1	0	1	0
OTT	--	--	--	--	--
PHI	3	0	2	2	0
PHX	--	--	--	--	--
PIT	--	--	--	--	--
SJS	--	--	--	--	--
STL	--	--	--	--	--
TBL	2	1	0	1	2
TOR	2	0	1	1	2
VAN	--	--	--	--	--
WSH	1	0	1	1	2
WPG	1	0	0	0	0
Totals	26	3	11	14	6

CAREER HIGHS

Goals: 1 (3 times), 4/9/13 at CAR

Assists: 2 (1 time), 4/13/13 at FLA

Points: 2 (1 time), 4/13/13 at FLA

SOG: 4 (2 times), 3/14/13 at TOR

PIM: 2 (3 times), 4/11/13 at TBL

Hat Tricks: None

Goal Streak: None

Assist Streak: 3, 4/13/13-4/20/13 (4)

Point Streak: 3, 4/13/13-4/20/13 (4A)



CAREER STATISTICS

REGULAR SEASON													PLAYOFFS				
YEAR	TEAM	LEAGUE	GP	G	A	PTS	PIM	+/-	PP	SH	GW	S	GP	G	A	PTS	PIM
2008-09	LA Jr. Kings	MWEHL	46	25	33	58	10	--	--	--	--	--	--	--	--	--	--
2009-10	Penticton	BCHL	56	41	79	120	20	--	--	--	--	--	--	--	--	--	--
2010-11	Denver	WCHA	37	9	16	25	18	-3	1	0	1	80	4	1	3	4	--
2011-12	Denver	WCHA	10	4	9	13	25	3	1	0	0	30	--	--	--	--	--
2012-13	PITTSBURGH	NHL	26	3	11	14	6	7	1	0	2	30	4	1	0	1	0
	Wilkes-Barre	AHL	39	7	21	28	18	-6	3	0	3	81	--	--	--	--	--
PIT/NHL TOTALS			26	3	11	14	6	7	1	0	2	30	4	1	0	1	0

19 BEAU BENNETT • RW

DATE	OPP	GP	GOALS	ASSISTS	POINTS	PIM	SHIFTS	TOI	WON	LOST	PCT	SHOTS	B/S	Hits	+/-	REMARKS
1/19	@PHI	-	-	-	-	-	-	-	-	-	-	-	-	-	-	WBS
1/20	@NYR	-	-	-	-	-	-	-	-	-	-	-	-	-	-	WBS
1/23	TOR	-	-	-	-	-	-	-	-	-	-	-	-	-	-	WBS
1/25	@WPG	-	-	-	-	-	-	-	-	-	-	-	-	-	-	WBS
1/27	@OTT	-	-	-	-	-	-	-	-	-	-	-	-	-	-	WBS
1/29	NYI	-	-	-	-	-	-	-	-	-	-	-	-	-	-	WBS
1/31	@NYR	-	-	-	-	-	-	-	-	-	-	-	-	-	-	WBS
2/2	NJD	-	-	-	-	-	-	-	-	-	-	-	-	-	-	WBS
2/3	@WSH	-	-	-	-	-	-	-	-	-	-	-	-	-	-	WBS
2/5	@NYI	-	-	-	-	-	-	-	-	-	-	-	-	-	-	WBS
2/7	WSH	-	-	-	-	-	-	-	-	-	-	-	-	-	-	WBS
2/9	@NJD	-	-	-	-	-	-	-	-	-	-	-	-	-	-	WBS
2/10	NJD	-	-	-	-	-	-	-	-	-	-	-	-	-	-	WBS
2/13	OTT	-	-	-	-	-	-	-	-	-	-	-	-	-	-	WBS
2/15	@WPG	1	0	0	0	0	12	11:37	-	-	-	1	2	1	E	NHL DEBUT
2/17	@BUF	1	0	0	0	0	15	12:29	0	2	0.00	1	0	0	E	
2/20	PHI	1	0	0	0	0	12	07:40	-	-	-	0	0	0	1	
2/22	FLA	1	0	0	0	0	17	14:59	-	-	-	1	0	1	E	
2/24	TBL	1	1	PP	0	1	0	11:12	-	-	-	1	0	1	E	1ST NHL GOAL/GWG
2/26	@FLA	1	0	1	1	0	15	11:39	-	-	-	0	0	1	E	1ST NHL ASSIST
2/28	@CAR	1	0	0	0	0	14	10:54	-	-	-	3	0	3	E	
3/2	@MTL	1	0	1	PP	1	0	12	09:15	-	-	-	1	0	1	E
3/4	TBL	-	-	-	-	-	-	-	-	-	-	-	-	-	-	WBS
3/7	@PHI	1	0	1	1	0	17	14:14	-	-	-	0	2	1	1	
Half- Season Totals		9	1	3	4	0	130	11:33	0	2	0.00	8	4	9	2	

19 BEAU BENNETT • RW

DATE	OPP	GP	GOALS	ASSISTS	POINTS	PIM	SHIFTS	TOI	WON	LOST	PCT	SHOTS	B/S	Hits	+/-	REMARKS	
3/9	@TOR	1	0	1	1	2	18	14:31	-	-	-	4	1	2	3		
3/10	NYI	1	0	0	0	0	14	13:13	-	-	-	0	0	1	1		
3/12	BOS	1	0	1	1	0	16	14:17	-	-	-	2	0	0	1		
3/14	@TOR	1	0	0	0	0	19	13:31	-	-	-	4	0	0	E		
3/16	NYR	1	1	0	1	0	17	12:47	-	-	-	2	0	0	1	GWG	
3/17	BOS	1	0	0	0	0	17	12:12	-	-	-	1	1	2	E		
3/19	WSH	1	0	1	PP	1	2	17	10:52	-	-	-	0	1	1	E	
3/22	@NYI	1	0	0	0	0	14	10:49	-	-	-	0	0	1	-1		
3/24	PHI	1	0	1	PP	1	0	18	13:11	-	-	-	0	0	3	E	
3/26	MTL	1	0	0	0	0	10	07:52	-	-	-	0	1	2	E		
3/28	WPG	-	-	-	-	-	-	-	-	-	-	-	-	-	-	WBS	
3/30	NYI	-	-	-	-	-	-	-	-	-	-	-	-	-	-	WBS	
4/2	BUF	-	-	-	-	-	-	-	-	-	-	-	-	-	-	WBS	
4/3	@NYR	-	-	-	-	-	-	-	-	-	-	-	-	-	-	WBS	
4/5	NYR	-	-	-	-	-	-	-	-	-	-	-	-	-	-	WBS	
4/9	@CAR	1	1	0	1	0	15	11:20	-	-	-	1	0	4	E		
4/11	@TBL	1	0	0	0	2	16	12:30	-	-	-	1	0	0	E		
4/13	@FLA	1	0	2	2	0	20	11:44	-	-	-	1	0	1	2	1ST NHL MULTI-POINT GAME	
4/17	MTL	1	0	1	1	0	19	14:24	1	0	1.00	1	0	0	-1		
4/20	@BOS	1	0	1	PP	1	0	18	16:05	0	1	0.00	1	0	0	E	
4/22	@OTT	-	-	-	-	-	-	-	-	-	-	-	-	-	-	INJ - UPPER BODY	
4/23	BUF	1	0	0	0	0	17	12:44	-	-	-	2	1	1	-1		
4/25	@NJD	1	0	0	0	0	14	13:28	-	-	-	2	0	1	E		
4/27	CAR	-	-	-	-	-	-	-	-	-	-	-	-	-	-	DND	
Second-Half Totals		17	2	8	10	6	279	12:41	1	1	0.50	22	5	19	5		
Final Totals		26	3	11	14	6	409	12:16	1	3	0.25	30	9	28	7		

ROBERT BORTUZZO • 41

Position: D
Shoots: Right

Ht: 6-4

Wt: 215

DOB: 3/18/89

Birthplace: Thunder Bay, ON

Acquired: Drafted by Penguins in third round (78th overall) of 2007 NHL Draft.



Up-To-Date Player Stats: Robert Bortuzzo

2012-13 POSTSEASON


- Did not dress in rounds 1 and 2.

2012-13 SEASON

- Finished 1st full season with Pittsburgh, appearing in 15 games.
- Was plus or even in 12 of 15 contests.
- Scored 1st NHL goal (Martin Brodeur) and finished plus-3 Feb. 2 vs. New Jersey.
- Recorded 1st NHL assist Feb. 3 at Washington.
- Posted 4 points (1G-3A), plus-4 rating and 34 PIM in 31 games with WBS during the NHL work stoppage.

CAREER/PERSONAL

- (Pronounced Bore-TOO-zo)
- Nickname - "Borts"
- Completed 1st season of NHL hockey with Penguins organization in 2012-13.
- Played 3 seasons with Wilkes-Barre/Scranton of the American Hockey League.
- Helped WBS surrender the fewest goals (183) in the American Hockey League (AHL) in 2010-11. Boasted a plus-28 rating and 26 points (4G-22A) in 79 games.
- Played 3 years with Kitchener of the Ontario Hockey League from 2006-09, appearing in 138 regular-season games and 27 postseason contests.
- Signed through 2012-13 season.



CAREER VS. NHL

	GP	G	A	PTS	PIM
ANA	--	--	--	--	--
BOS	1	0	0	0	0
BUF	1	0	0	0	0
CGY	--	--	--	--	--
CAR	3	1	0	1	7
CHI	--	--	--	--	--
COL	--	--	--	--	--
CBJ	--	--	--	--	--
DAL	--	--	--	--	--
DET	--	--	--	--	--
EDM	--	--	--	--	--
FLA	1	0	0	0	0
LAK	1	0	0	0	2
MIN	--	--	--	--	--
MTL	--	--	--	--	--
NSH	--	--	--	--	--
NJD	3	1	0	1	7
NYI	1	0	0	0	0
NYR	4	0	1	1	0
OTT	1	0	0	0	7
PHI	2	0	0	0	0
PHX	--	--	--	--	--
PIT	--	--	--	--	--
SJS	--	--	--	--	--
STL	--	--	--	--	--
TBL	--	--	--	--	--
TOR	--	--	--	--	--
VAN	--	--	--	--	--
WSH	3	0	1	1	6
WPG	--	--	--	--	--
Totals	21	2	2	4	29

CAREER HIGHS

Goals: 1 (2 times), 4/9/13 at CAR

Assists: 1 (2 times), 4/3/13 at NYR

Points: 1 (4 times), 4/3/13 at CAR

SOG: 2 (4 times), 4/3/13 at NYR

PIM: 7 (2 times), 4/22/13 at OTT

Hat Tricks: None

Goal Streak: None

Assist Streak: None

Point Streak: 2, 2/2/13-2/3/13 (1G-1A)



CAREER STATISTICS

YEAR	TEAM	LEAGUE	REGULAR SEASON										PLAYOFFS				
			GP	G	A	PTS	PIM	+/-	PP	SH	GW	S	GP	G	A	PTS	PIM
2006-07	Kitchener	OHL	63	2	12	14	67	15	0	0	--	--	9	1	2	3	8
2007-08	Kitchener	OHL	52	3	15	18	61	23	1	0	--	--	18	0	8	8	14
2008-09	Kitchener	OHL	23	1	16	17	24	-6	--	--	--	--	--	--	--	--	--
2009-10	Wilkes-Barre	AHL	75	2	10	12	109	13	0	0	--	84	4	0	0	0	0
2010-11	Wilkes-Barre	AHL	79	4	22	26	111	28	3	0	--	18	12	0	1	1	6
2011-12	PITTSBURGH	NHL	6	0	0	0	2	1	0	0	0	3	--	--	--	--	--
	Wilkes-Barre	AHL	51	3	9	12	61	9	1	0	--	76	12	0	1	1	13
2012-13	PITTSBURGH	NHL	15	2	2	4	27	3	0	0	0	10	--	--	--	--	--
	Wilkes-Barre	AHL	31	1	3	4	8	-4	0	0	0	37	--	--	--	--	--
PIT/NHL TOTALS			21	2	2	4	29	4	0	0	0	13	--	--	--	--	--

41 ROBERT BORTUZZO • D

DATE	OPP	GP	GOALS	ASSISTS	POINTS	PIM	SHIFTS	TOI	WON	LOST	PCT	SHOTS	B/S	Hits	+/-	REMARKS
1/19	@PHI	-	-	-	-	-	-	-	-	-	-	-	-	-	-	DND
1/20	@NYR	-	-	-	-	-	-	-	-	-	-	-	-	-	-	DND
1/23	TOR	-	-	-	-	-	-	-	-	-	-	-	-	-	-	DND
1/25	@WPG	-	-	-	-	-	-	-	-	-	-	-	-	-	-	DND
1/27	@OTT	-	-	-	-	-	-	-	-	-	-	-	-	-	-	DND
1/29	NYI	-	-	-	-	-	-	-	-	-	-	-	-	-	-	DND
1/31	@NYR	1	0	0	0	0	16	12:11	-	-	-	0	0	1	E	
2/2	NJD	1	1	0	1	0	19	12:27	-	-	-	1	1	1	3	1st NHL GOAL
2/3	@WSH	1	0	1	1	2	21	11:28	-	-	-	2	4	2	2	1st NHL ASSIST
2/5	@NYI	1	0	0	0	0	17	11:57	-	-	-	0	1	2	E	
2/7	WSH	1	0	0	0	4	21	16:59	-	-	-	0	1	3	1	
2/9	@NJD	1	0	0	0	2	23	15:05	-	-	-	2	1	0	E	
2/10	NJD	1	0	0	0	5	22	14:12	-	-	-	0	0	0	-1	
2/13	OTT	-	-	-	-	-	-	-	-	-	-	-	-	-	-	DND
2/15	@WPG	-	-	-	-	-	-	-	-	-	-	-	-	-	-	DND
2/17	@BUF	1	0	0	0	0	12	08:49	-	-	-	0	0	0	-1	
2/20	PHI	1	0	0	0	0	15	08:59	-	-	-	0	0	0	E	
2/22	FLA	-	-	-	-	-	-	-	-	-	-	-	-	-	-	DND
2/24	TBL	-	-	-	-	-	-	-	-	-	-	-	-	-	-	DND
2/26	@FLA	1	0	0	0	0	18	12:13	-	-	-	2	0	1	E	
2/28	@CAR	1	0	0	0	7	21	12:51	-	-	-	0	0	1	-1	
3/2	@MTL	-	-	-	-	-	-	-	-	-	-	-	-	-	-	DND
3/4	TBL	-	-	-	-	-	-	-	-	-	-	-	-	-	-	DND
3/7	@PHI	-	-	-	-	-	-	-	-	-	-	-	-	-	-	DND
Half- Season Totals		11	1	1	2	20	205	12:28	-	-	-	7	8	11	3	

41 ROBERT BORTUZZO • D

DATE	OPP	GP	GOALS	ASSISTS	POINTS	PIM	SHIFTS	TOI	WON	LOST	PCT	SHOTS	B/S	Hits	+/-	REMARKS
3/9	@TOR	-	-	-	-	-	-	-	-	-	-	-	-	-	-	DND
3/10	NYI	-	-	-	-	-	-	-	-	-	-	-	-	-	-	DND
3/12	BOS	-	-	-	-	-	-	-	-	-	-	-	-	-	-	DND
3/14	@TOR	-	-	-	-	-	-	-	-	-	-	-	-	-	-	DND
3/16	NYR	-	-	-	-	-	-	-	-	-	-	-	-	-	-	DND
3/17	BOS	-	-	-	-	-	-	-	-	-	-	-	-	-	-	DND
3/19	WSH	-	-	-	-	-	-	-	-	-	-	-	-	-	-	DND
3/22	@NYI	-	-	-	-	-	-	-	-	-	-	-	-	-	-	DND
3/24	PHI	-	-	-	-	-	-	-	-	-	-	-	-	-	-	DND
3/26	MTL	-	-	-	-	-	-	-	-	-	-	-	-	-	-	DND
3/28	WPG	-	-	-	-	-	-	-	-	-	-	-	-	-	-	WBS
3/30	NYI	-	-	-	-	-	-	-	-	-	-	-	-	-	-	WBS
4/2	BUF	-	-	-	-	-	-	-	-	-	-	-	-	-	-	DND
4/3	@NYR	1	0	1	1	0	24	18:41	-	-	-	2	1	2	E	
4/5	NYR	1	0	0	0	0	22	16:30	-	-	-	0	1	2	E	
4/9	@CAR	1	1	0	1	0	20	13:50	-	-	-	1	2	2	E	
4/11	@TBL	-	-	-	-	-	-	-	-	-	-	-	-	-	-	DND
4/13	@FLA	-	-	-	-	-	-	-	-	-	-	-	-	-	-	DND
4/17	MTL	-	-	-	-	-	-	-	-	-	-	-	-	-	-	DND
4/20	@BOS	-	-	-	-	-	-	-	-	-	-	-	-	-	-	DND
4/22	@OTT	1	0	0	0	7	21	13:10	-	-	-	0	2	1	E	
4/23	BUF	-	-	-	-	-	-	-	-	-	-	-	-	-	-	DND
4/25	@NJD	-	-	-	-	-	-	-	-	-	-	-	-	-	-	DND
4/27	CAR	-	-	-	-	-	-	-	-	-	-	-	-	-	-	DND
Second-Half Totals		4	1	1	2	7	87	15:33	-	-	-	3	6	7	0	
Final Totals		15	2	2	4	27	292	13:14	-	-	-	10	14	18	3	

MATT COOKE • 24

Position: LW

Shoots: Left

Ht: 5-11

Wt: 205

DOB: 9/7/78

Birthplace: Belleville, ON

Acquired: Signed as a free agent on July 5, 2008.


Up-To-Date Player Stats: Matt Cooke

2012-13 POSTSEASON


- Tied career high with 3-game point streak (3A) in Games 3-5 vs. Ottawa. His 3-game assist streak is new career high.
- Helped Pens' PK surrender just 4 power-play goals in 39 tries (89.7% kill rate).
- Led team with 46 hits, including 6 in Game 5 vs. NY Islanders.

2012-13 SEASON

- Valuable PK specialist ranked 2nd among forwards in shorthanded minutes per game with 2:11.
- Led all forwards with 41 blocked shots.
- Ranked 5th on team (4th among forwards) with 97 hits.
- Recorded 200th career NHL assist Feb. 24 vs. Tampa Bay.
- Played in 900th career NHL game Feb. 10 vs. New Jersey.
- Durable forward played in all 48 games this season
- Won the team's Edward J. DeBartolo "Community Service" Award for his tremendous time and effort working on community and charity projects.

CAREER/PERSONAL

- Nickname - "Cookie"
- 14-year NHL veteran has played over 900 career games with Vancouver, Washington and Pittsburgh, while compiling over 1,000 penalty minutes.
- Won Stanley Cup title with Pittsburgh in 2009.
- Key component of the Penguins PK unit - which ranked in the top-5 in 2 of last 3 seasons (1st, 86.1 percent, 2010-11; 3rd, 87.8 percent, 2011-12). Pittsburgh finished with the top-ranked PK for the first time in team history in '10-11 while setting a franchise-high 87.8-percent rate in '11-12.
- Team recipient of the 2012 Bill Masterton Award, nominated by the Pittsburgh chapter of the Professional Hockey Writers Association "to the player who best exemplifies qualities of perseverance, sportsmanship and dedication to hockey" for transforming his game.
- Hit double digits in goals 10 times in career. Topped 30-point mark 7 times in career.
- Originally drafted by Vancouver (6th round, 144th overall, 1997 NHL Draft held in Pittsburgh) and broke into NHL in 1999-2000.
- Represented Canada at 2004 World Championships and 1998 World Junior Championships.
- Played 4 years in Ontario Hockey League, split between Windsor and Kingston from 1995-98.
- Married (Michelle); 2 daughters (Gabby, Reece); 1 son (Jackson).
- Signed through 2012-13 season.



CAREER VS. NHL

	GP	G	A	PTS	PIM
ANA	33	9	6	15	38
BOS	30	6	10	16	52
BUF	29	3	7	10	39
CGY	45	1	10	11	34
CAR	25	3	2	5	18
CHI	34	6	8	14	46
COL	43	5	7	12	39
CBJ	30	5	9	14	46
DAL	34	4	7	11	52
DET	37	8	9	17	24
EDM	49	9	7	16	40
FLA	27	3	7	10	16
LAK	32	4	4	8	38
MIN	44	7	13	20	67
MTL	27	6	3	9	20
NSH	35	4	15	19	30
NJD	32	5	4	9	29
NYI	32	5	9	14	34
NYR	31	6	4	10	75
OTT	28	4	8	12	28
PHI	36	12	7	19	39
PHX	31	4	6	10	36
PIT	8	2	0	2	7
SJS	34	6	6	12	43
STL	31	5	7	12	33
TBL	26	5	6	11	16
TOR	35	7	8	15	55
VAN	4	3	1	4	15
WSH	26	3	5	8	20
WPG	27	3	12	15	39
Totals	935	153	207	360	1068

CAREER HIGHS

Goals: 2 (14 times), 3/2/13 at MTL

Assists: 2 (20 times), 3/20/12 vs. WPG

Points: 3 (5 times), 2/18/12 at PHI (2G-1A)

SOG: 7 (2 times), 2/7/12 at MTL

PIM: 20 (1 time), 2/19/04 at MIN

Hat Tricks: None

Goal Streak: 2, 12/20/10-12/22/10 (2)

Assist Streak: 4, 3/17/03-3/23/10 (5)

Point Streak: 5, 11/8/08-11/18/08 (2G-4A)



CAREER STATISTICS

YEAR	TEAM	LEAGUE	REGULAR SEASON										PLAYOFFS				
			GP	G	A	PTS	PIM	+/-	PP	SH	GW	S	GP	G	A	PTS	PIM
1994-95	Wellington	MTJHL	46	9	23	32	62	--	--	--	--	--	--	--	--	--	--
1995-96	Windsor	OHL	61	8	11	19	102	--	--	--	--	--	7	1	3	4	6
1996-97	Windsor	OHL	65	45	50	95	146	--	--	--	--	--	5	5	5	10	10
1997-98	Windsor	OHL	23	14	19	33	50	1	4	3	0	--	12	8	8	16	20
	Canada	WJC	6	1	1	2	6	--	--	--	--	--	--	--	--	--	--
	Kingston	OHL	25	8	13	21	49	-6	0	1	1	--	--	--	--	--	--
1998-99	Vancouver	NHL	30	0	2	2	27	-12	0	0	0	22	--	--	--	--	--
	Syracuse	AHL	37	15	18	33	119	-28	8	0	3	98	--	--	--	--	--
1999-00	Vancouver	NHL	51	5	7	12	39	3	0	1	1	58	--	--	--	--	--
	Syracuse	AHL	18	5	8	13	27	2	1	0	0	52	--	--	--	--	--
2000-01	Vancouver	NHL	81	14	13	27	94	5	0	2	0	121	4	0	0	0	4
2001-02	Vancouver	NHL	82	13	20	33	111	4	1	0	2	103	6	3	2	5	0
2002-03	Vancouver	NHL	82	15	27	42	82	21	1	4	0	118	14	2	1	3	12
2003-04	Vancouver	NHL	53	11	12	23	73	5	1	1	4	79	7	3	1	4	12
	Canada	WC	9	2	2	4	8	--	--	--	--	--	--	--	--	--	--
2004-05	Did Not Play																
2005-06	Vancouver	NHL	45	8	10	18	71	-8	0	0	2	67	--	--	--	--	--
2006-07	Vancouver	NHL	81	10	20	30	64	0	1	0	3	133	1	0	0	0	2
2007-08	Vancouver	NHL	61	7	9	16	64	-4	0	0	1	68	--	--	--	--	--
	Washington	NHL	17	3	4	7	27	5	0	1	0	18	7	0	0	0	4
2008-09	PITTSBURGH	NHL	76	13	18	31	101	0	0	0	1	86	24	1	6	7	22
2009-10	PITTSBURGH	NHL	79	15	15	30	106	17	2	0	1	105	13	4	2	6	22
2010-11	PITTSBURGH	NHL	67	12	18	30	129	14	0	3	2	95	--	--	--	--	--
2011-12	PITTSBURGH	NHL	82	19	19	38	44	5	1	2	4	147	6	0	4	4	16
2012-13	PITTSBURGH	NHL	48	8	13	21	36	-2	0	0	1	61	11	0	3	3	18
NHL TOTALS			935	153	207	360	1068	53	7	14	22	1281	93	13	19	32	112
PITTSBURGH TOTALS			352	67	83	150	416	34	3	5	9	494	54	5	15	20	78

24

MATT COOKE • LW

DATE	OPP	GP	GOALS	ASSISTS	POINTS	PIM	SHIFTS	TOI	WON	LOST	PCT	SHOTS	B/S	Hits	+/-	REMARKS
1/19	@PHI	1	0	0	0	0	21	14:52	0	1	0.00	1	0	7	E	
1/20	@NYR	1	0	0	0	2	19	15:37	0	1	0.00	2	0	1	1	
1/23	TOR	1	0	0	0	2	21	14:12	0	1	0.00	2	0	0	E	
1/25	@WPG	1	0	0	0	0	16	12:43	-	-	-	1	1	3	-1	
1/27	@OTT	1	0	0	0	0	17	11:03	-	-	-	2	1	2	E	
1/29	NYI	1	0	0	0	2	17	13:20	-	-	-	1	1	3	E	
1/31	@NYR	1	0	0	0	2	21	14:38	-	-	-	0	0	1	E	
2/2	NJD	1	0	0	0	0	18	14:56	-	-	-	2	1	2	E	
2/3	@WSH	1	1	1	2	0	20	13:33	1	0	1.00	1	0	2	1	
2/5	@NYI	1	0	1	1	0	23	16:33	-	-	-	2	0	2	1	
2/7	WSH	1	1	0	1	0	18	13:49	-	-	-	2	1	1	E	
2/9	@NJD	1	0	0	0	0	16	12:19	-	-	-	1	1	1	-1	
2/10	NJD	1	0	0	0	0	15	13:20	-	-	-	0	1	3	E	900TH NHL GAME
2/13	OTT	1	0	1	1	10	20	14:18	-	-	-	3	3	2	E	
2/15	@WPG	1	0	0	0	0	16	12:22	-	-	-	1	0	0	-1	
2/17	@BUF	1	0	0	0	0	19	13:52	0	1	0.00	0	1	1	-2	
2/20	PHI	1	0	1	1	2	22	18:46	-	-	-	0	0	0	2	
2/22	FLA	1	0	1	1	0	17	14:07	0	1	0.00	1	0	2	1	
2/24	TBL	1	1	1	2	0	21	18:09	-	-	-	3	2	0	2	200TH NHL ASSIST
2/26	@FLA	1	0	0	0	2	18	12:38	-	-	-	4	1	2	-1	
2/28	@CAR	1	0	0	0	0	18	14:09	-	-	-	3	0	3	-1	
3/2	@MTL	1	2	0	2	0	24	17:07	-	-	-	4	3	2	-1	
3/4	TBL	1	0	0	0	0	22	14:24	-	-	-	0	0	2	E	
3/7	@PHI	1	0	1	1	0	21	16:17	-	-	-	2	1	1	1	
Half-Season Totals		24	5	7	12	22	460	14:28	1	5	0.17	38	18	43	1	

24 MATT COOKE • LW

DATE	OPP	GP	GOALS	ASSISTS	POINTS	PIM	SHIFTS	TOI	WON	LOST	PCT	SHOTS	B/S	Hits	+/-	REMARKS
3/9	@TOR	1	0	0	0	0	17	14:50	-	-	-	0	1	0	-1	
3/10	NYI	1	0	0	0	0	18	17:34	-	-	-	1	2	3	-1	
3/12	BOS	1	0	0	0	0	17	14:15	-	-	-	1	0	3	-1	
3/14	@TOR	1	0	0	0	0	20	14:33	-	-	-	0	0	1	E	
3/16	NYR	1	0	1	1	0	16	12:36	-	-	-	1	1	1	1	
3/17	BOS	1	0	0	0	0	22	16:47	0	1	0.00	1	1	2	-1	
3/19	WSH	1	0	1	1	4	18	13:51	-	-	-	4	0	6	1	
3/22	@NYI	1	0	1	1	0	21	18:05	-	-	-	0	0	1	2	
3/24	PHI	1	0	0	0	0	18	15:09	-	-	-	0	3	6	E	
3/26	MTL	1	0	0	0	2	24	17:27	-	-	-	2	1	3	E	
3/28	WPG	1	0	0	0	0	17	14:25	-	-	-	1	0	1	E	
3/30	NYI	1	1	0	1	0	22	18:08	0	1	0.00	2	2	2	1	GWG
4/2	BUF	1	0	0	0	0	15	12:02	-	-	-	0	1	3	-1	
4/3	@NYR	1	0	0	0	2	16	11:05	0	1	0.00	0	1	0	-1	
4/5	NYR	1	0	0	0	0	18	17:19	-	-	-	0	0	5	E	
4/9	@CAR	1	0	0	0	0	20	15:17	-	-	-	3	2	2	-1	
4/11	@TBL	1	0	0	0	0	21	16:27	-	-	-	2	1	4	E	
4/13	@FLA	1	0	0	0	2	24	13:54	-	-	-	0	0	1	-1	
4/17	MTL	1	0	0	0	2	21	16:38	0	2	0.00	0	1	2	-1	
4/20	@BOS	1	0	0	0	2	20	15:22	-	-	-	0	2	2	E	
4/22	@OTT	1	0	1	1	0	18	14:17	1	0	1.00	1	3	0	1	
4/23	BUF	1	0	1	1	0	17	13:26	-	-	-	1	0	2	-1	
4/25	@NJD	1	1	0	1	0	18	11:19	-	-	-	2	0	2	E	
4/27	CAR	1	1	1	2	0	18	15:26	1	1	0.50	1	2	2	1	
Second-Half Totals		24	3	6	9	14	456	15:01	2	6	0.25	23	24	54	-3	
Final Totals		48	8	13	21	36	916	14:44	3	11	0.21	61	42	97	-2	

SIDNEY CROSBY • 87

Position: C

Shoots: Left

Ht: 5-11

Wt: 200

DOB: 8/7/87

Birthplace: Cole Harbour, NS

Acquired: Drafted by Penguins in the first round (1st overall) of the 2005 NHL Draft.



CAREER VS. NHL

	GP	G	A	PTS	PIM
ANA	5	2	3	5	0
BOS	22	9	23	32	19
BUF	22	12	20	32	12
CGY	5	5	1	6	4
CAR	22	7	21	28	16
CHI	2	0	2	2	2
COL	4	5	3	8	6
CBJ	6	3	7	10	10
DAL	4	4	3	7	7
DET	6	2	3	5	8
EDM	4	0	4	4	0
FLA	23	13	15	28	42
LAK	3	1	4	5	2
MIN	5	3	4	7	11
MTL	22	13	19	32	14
NSH	6	3	7	10	10
NJD	39	20	25	45	50
NYI	41	20	55	75	30
NYR	43	20	39	59	30
OTT	24	6	19	25	22
PHI	43	28	43	71	30
PHX	6	3	7	10	4
PIT	-	-	-	-	-
SJS	4	0	1	1	6
STL	6	0	4	4	10
TBL	23	9	16	25	14
TOR	25	19	21	40	18
VAN	5	2	0	2	10
WSH	25	14	29	43	6
WPG	25	15	29	44	24
Totals	470	238	427	665	417

CAREER HIGHS

Goals: 3 (7 times), 12/2/10 vs. ATL
Assists: 5 (2 times), 3/10/13 vs. NYI
Points: 6 (2 times), 1/19/10 vs. NYI (2G-4A)

SOG: 9 (4 times), 1/3/10 at FLA
PIM: 21 (1 time), 1/3/09 vs. FLA
Hat Tricks: 7, 12/2/10 vs. ATL (3G)

Goal Streak: 6, 12/5/06-12/15/06 (6)
Assist Streak: 9, 12/20/07-1/8/08 (13)
Point Streak: 25, 11/5/10-12/28/10 (26G-24A)

Up-To-Date Player Stats: Sidney Crosby

2012-13 POSTSEASON


- Tied for team lead with 7 goals. Ranked 3rd in assists (tied) with 8 and points with 15.
- Recorded 2nd career postseason hat trick with 3 goals in Game 2 vs. Ottawa. His 1st goal was also 100th career postseason point.
- Passed Ron Francis (100) for 4th place in team history in playoff scoring.
- Posted 5 multi-point games.
- Returned to lineup after missing a month due to a broken jaw with protective shield in Game 2 vs. NY Islanders, recording 3 assists.
- Scored goal in Game 5 by splitting 2 Islanders defensemen in a move reminiscent of Mario Lemieux's immortalized CONSOL Energy Center statue.

2012-13 SEASON

- Finished 3rd (tied) in NHL scoring race with 56 points (15G-41A), despite missing 12 games with a broken jaw. Had NHL-best 1.56 points per game.
- Nominated for Ted Lindsay (most outstanding player as voted by peers) and Hart Trophy (NHL MVP). Named Team MVP after leading club in assists (41), points (56) and multi-point games (17).
- Named by the Pittsburgh Chapter of the Professional Hockey Writers Association for Masterton nominee – giving to the player that best exemplifies the qualities of perseverance, sportsmanship and dedication to hockey after returning to his elite level of play following 2 seasons plagued with a concussion and neck injuries.
- Finished in top-5 in several NHL categories: assists (41, 2nd); points (56, t-3rd); plus-minus (plus-26, 4th); even-strength assists (27, 2nd); even strength points (39, t-4th).
- Named NHL's First Star in March (6G-19A-25PTS), Second Star in February (6G-18A-24PTS) and Second Star of the Week ending March 10 (2G-9A).
- Had 17 multi-point games, including 5 assists March vs. NY Islanders. His 5 assists tied a career high (Dec. 13, 2006 vs. Philadelphia) and marked the 5th time in his career that he's recorded 5 or more points in a game.
- Moved into 3rd place on team's all-time point list (637th point) Feb. 24 vs. Tampa Bay.

CAREER/PERSONAL

- Nickname - "Sid"
- In 8 NHL seasons, has already won the Stanley Cup (2009), Hart Trophy (MVP - 2007), Art Ross (scoring champion - 2007), "Rocket" Richard (goal-scoring champion - 2010 - tied with Steven Stamkos), Ted Lindsay (outstanding player as voted on by peers - 2007) and Mark Messier Leadership Award (2010).
- In 2007, became youngest scoring champion (120 points), youngest Ted Lindsay recipient and 2nd-youngest league MVP (Wayne Gretzky).
- Alternate captain of Canada's 2010 Olympic gold-medal winning team, scoring the



- medal-deciding OT goal against the U.S. in Gold Medal Game.
- Youngest captain in NHL history to lead his team to a Stanley Cup title (21 years old).
 - 4-time NHL All-Star, leading all players in All-Star Fan Balloting for 4 straight seasons (2007-10).
 - Posted a 25-game scoring streak from Nov. 5 to Dec. 28, 2010, totaling 50 points (26G-24A). The 25-game run is 3rd longest in team history and tied for 8th longest in NHL history. Only 5th player in NHL history to average a goal per game in a streak of 25 games or more (Wayne Gretzky, Brett Hull, Steve Yzerman and Bryan Trottier). Also recorded a 19-game scoring streak from Oct. 6 to Nov. 17, 2007 for 30 points (11G-19A).
 - Career average of 1.36 postseason points per game ranks 3rd in NHL history behind only Wayne Gretzky (1.83) and Mario Lemieux (1.6) - minimum 40 games played.
 - Missed 61 consecutive games between 2010-11 and 2011-12 seasons before returning to the lineup in dramatic fashion Nov. 21, 2011 vs. NY Islanders. Scored 2 goals, including game-winner, and 4 points in the contest.
 - Set 3 career milestones Oct. 18, 2008 vs. Toronto with his 100th goal, 200th assist and 300th point.
 - Tied NHL single-season playoff record by scoring the first goal in a game 6 times (2009).
 - Named team captain May 31, 2007, becoming youngest captain in NHL history (19 years, 297 days). Since surpassed by Gabriel Landeskog (19 years, 286 days).
 - Ranked 5th in NHL scoring (102 points) as 18-year-old rookie



- in 2005-06 and youngest player in league history to reach 100 points. His 102 points surpassed Mario Lemieux's team rookie record of 100 points (1984-85).
- Represented Canada at World Championships (2006) and World Junior Championships (2004, '05). Won gold in '05 and silver medal in '04 tournament.
 - Youngest player to lead World Championships in scoring with 16 points (8G-8A) in 2006 (18 years old).
 - Played 2 seasons with Rimouski Oceanic of the Quebec Major Junior Hockey League from 2003-05. Led Rimouski to QMJHL title and Memorial Cup berth in 2005.
 - Named Canadian Hockey League Player of the Year and won scoring champion in each of his 2 seasons of CHL play (2004 and '05).
 - Averaged 2.51 points per game with Rimouski, the 2nd-highest average in CHL history behind Mario Lemieux (2.81). Holds 2nd-highest single-season points per game total (2.71, 2004-05), behind only Mario Lemieux (4.03, Laval, 1983-84).
 - Signed through 2024-25 season.

CAREER STATISTICS

REGULAR SEASON													PLAYOFFS				
YEAR	TEAM	LEAGUE	GP	G	A	PTS	PIM	+/-	PP	SH	GW	S	GP	G	A	PTS	PIM
2002-03	Shattuck	USHS	57	72	90	162	--	--	--	--	--	--	--	--	--	--	--
2003-04	Rimouski	QMJHL	59	54	81	135	74	--	--	--	--	--	9	7	9	16	13
	Canada	WJC	6	2	3	5	4	--	--	--	--	--	--	--	--	--	--
2004-05	Rimouski	QMJHL	62	66	102	168	84	--	--	--	--	--	13	14	17	31	16
	Rimouski	M. Cup	--	--	--	--	--	--	--	--	--	--	5	6	5	11	6
	Canada	WJC	6	6	3	9	4	--	--	--	--	--	--	--	--	--	--
2005-06	PITTSBURGH	NHL	81	39	63	102	110	-1	16	0	5	278	--	--	--	--	--
	Canada	WC	9	8	8	16	10	7	2	0	1	25	--	--	--	--	--
2006-07	PITTSBURGH	NHL	79	36	84	120*	60	10	13	0	4	250	5	3	2	5	4
2007-08	PITTSBURGH	NHL	53	24	48	72	39	18	6	0	4	173	20	6	21*	27*	12
2008-09	PITTSBURGH	NHL	77	33	70	103	76	3	7	0	3	238	24	15*	16	31	14
2009-10	PITTSBURGH	NHL	81	51*	58	109	71	15	13	2	6	298	13	6	13	19	6
	Canada	Olympics	7	4	3	7	4	--	1	0	2	--	--	--	--	--	--
2010-11	PITTSBURGH	NHL	41	32	34	66	31	20	10	1	3	161	--	--	--	--	--
2011-12	PITTSBURGH	NHL	22	8	29	37	14	15	2	0	3	75	6	3	5	8	9
2012-13	PITTSBURGH	NHL	36	15	41	56	16	26	3	0	1	124	10	7	8	15	4
PIT/NHL TOTALS			470	238	427	665	417	106	70	3	29	1597	78	40	65	105	49

*NHL LEADER

87

SIDNEY CROSBY • C

DATE	OPP	GP	GOALS	ASSISTS	POINTS	PIM	SHIFTS	TOI	WON	LOST	PCT	SHOTS	B/S	Hits	+/-	REMARKS		
1/19	@PHI	1	0	0	0	0	24	19:00	13	7	0.65	3	0	0	-1			
1/20	@NYR	1	0	1	1	0	20	18:05	6	15	0.29	5	0	2	1			
1/23	TOR	1	1	1	PP	2	2	26	24:07	17	11	0.61	5	1	0	1	614 POINTS - 4TH TEAM HISTORY	
1/25	@WPG	1	2	0	2	0	22	21:38	8	6	0.57	3	2	4	E			
1/27	@OTT	1	0	0	0	0	27	24:25	16	15	0.52	3	2	0	E			
1/29	NYI	1	0	1	1	0	22	21:00	14	12	0.54	4	0	0	E			
1/31	@NYR	1	0	1	PP	1	0	25	22:32	16	12	0.57	6	0	0	E		
2/2	NJD	1	1	2	3	4	25	19:50	14	7	0.67	5	0	2	4			
2/3	@WSH	1	0	3	1PP	3	0	22	19:13	12	14	0.46	3	0	2	1		
2/5	@NYI	1	0	1	PP	1	0	22	16:09	11	11	0.50	2	0	0	E		
2/7	WSH	1	1	PP	2	1PP	3	0	25	20:08	12	11	0.52	2	0	0	1	
2/9	@NJD	1	0	0	0	0	23	22:45	13	9	0.59	6	1	0	E			
2/10	NJD	1	0	0	0	0	21	21:40	19	5	0.79	4	0	0	E			
2/13	OTT	1	1	2	1PP	3	0	21	22:29	16	10	0.62	4	0	0	1	400TH NHL ASSIST	
2/15	@WPG	1	0	1	PP	1	0	20	21:07	13	11	0.54	2	1	0	E		
2/17	@BUF	1	1	PP	2	3	2	24	22:35	12	10	0.55	4	0	0	3		
2/20	PHI	1	0	1	PP	1	0	25	27:00	21	7	0.75	4	0	0	-3		
2/22	FLA	1	0	0	0	0	19	22:54	8	9	0.47	3	0	0	E			
2/24	TBL	1	2	1	PP	3	0	22	19:59	13	14	0.48	5	1	0	1	637 POINTS - 3RD TEAM HISTORY	
2/26	@FLA	1	0	2	1PP	2	0	23	26:06	16	10	0.62	3	0	1	E		
2/28	@CAR	1	0	1	1	0	27	24:31	21	8	0.72	1	0	2	-2			
3/2	@MTL	1	1	2	3	0	29	23:23	15	16	0.48	5	1	0	2			
3/4	TBL	1	1	1	2	0	25	21:41	15	14	0.52	2	0	1	2			
3/7	@PHI	1	0	3	1PP	3	0	22	16:31	10	13	0.43	1	0	0	E		
Half-Season Totals		24	11	28	39	8	561	21:37	331	257	0.56	85	9	14	11			

87 SIDNEY CROSBY • C

DATE	OPP	GP	GOALS	ASSISTS	POINTS	PIM	SHIFTS	TOI	WON	LOST	PCT	SHOTS	B/S	Hits	+/-	REMARKS
3/9	@TOR	1	1	0	1	2	26	25:10	14	15	0.48	3	0	1	2	
3/10	NYI	1	0	5 2PP	5	2	17	15:00	9	8	0.53	3	0	1	3	TIED SINGLE-GAME CAREER HIGH 5 ASSISTS
3/12	BOS	1	0	0	0	0	23	23:15	11	16	0.41	3	1	0	2	
3/14	@TOR	1	0	2	2	0	24	22:57	16	11	0.59	2	0	2	2	
3/16	NYR	1	0	0	0	2	25	21:31	7	14	0.33	2	2	1	E	
3/17	BOS	1	1	0	1	2	26	21:32	10	11	0.48	2	0	2	1	
3/19	WSH	1	0	2 1PP	2	0	26	22:55	16	10	0.62	4	1	0	1	
3/22	@NYI	1	0	2	2	0	25	21:04	11	7	0.61	1	1	0	1	
3/24	PHI	1	1 PP	0	1	0	23	24:16	9	11	0.45	7	0	0	E	
3/26	MTL	1	1	0	1	0	23	22:40	11	15	0.42	6	1	0	1	GWG
3/28	WPG	1	0	2	2	0	19	18:37	7	6	0.54	6	3	0	2	
3/30	NYI	1	0	0	0	0	1	00:50	1	0	1.00	0	0	0	E	
4/2	BUF	-	-	-	-	-	-	-	-	-	-	-	-	-	-	INJ - BROKEN JAW
4/3	@NYR	-	-	-	-	-	-	-	-	-	-	-	-	-	-	INJ - BROKEN JAW
4/5	NYR	-	-	-	-	-	-	-	-	-	-	-	-	-	-	INJ - BROKEN JAW
4/9	@CAR	-	-	-	-	-	-	-	-	-	-	-	-	-	-	INJ - BROKEN JAW
4/11	@TBL	-	-	-	-	-	-	-	-	-	-	-	-	-	-	INJ - BROKEN JAW
4/13	@FLA	-	-	-	-	-	-	-	-	-	-	-	-	-	-	INJ - BROKEN JAW
4/17	MTL	-	-	-	-	-	-	-	-	-	-	-	-	-	-	INJ - BROKEN JAW
4/20	@BOS	-	-	-	-	-	-	-	-	-	-	-	-	-	-	INJ - BROKEN JAW
4/22	@OTT	-	-	-	-	-	-	-	-	-	-	-	-	-	-	INJ - BROKEN JAW
4/23	BUF	-	-	-	-	-	-	-	-	-	-	-	-	-	-	INJ - BROKEN JAW
4/25	@NJD	-	-	-	-	-	-	-	-	-	-	-	-	-	-	INJ - BROKEN JAW
4/27	CAR	-	-	-	-	-	-	-	-	-	-	-	-	-	-	INJ - BROKEN JAW
Second-Half Totals		12	4	13	17	8	258	19:59	122	124	0.50	39	9	7	15	
Final Totals		36	15	41	56	16	819	21:05	453	381	0.54	124	18	21	26	

SIMON DESPRES • 47

Position: D**Shoots:** Left**Ht:** 6-4**Wt:** 214**DOB:** 7/27/91**Birthplace:** Laval, QC**Acquired:** Drafted by Penguins in the first round (30th overall) of the 2009 NHL Draft.

Up-To-Date Player Stats: Simon Despres

2012-13 POSTSEASON


- Appeared in 3 games vs. NY Islanders. Did not dress vs. Ottawa.
- Has an even rating in 3 games.

2012-13 SEASON

- Named Penguins Rookie of the Year after scoring 7 points (2G-5A) with a plus-9 rating in 33 games in 1st full NHL season.
- Plus-9 rating was 3rd in the NHL among rookie defensemen.
- Finished plus or even in 29 of 33 games played.
- Saw time on the second power-play unit, working the point.
- Ranked 5th among team's defensemen with 48 hits (1.5 per game).
- Had 3 hits, 3 blocked shots and assist on GWG March 24 vs. Philadelphia.
- Notched a plus-3 rating, 3 hits and 2 blocked shots in 18:21 minutes Feb. 2 vs. New Jersey.
- Posted 7 points (4G-3A) in 27 games with WBS of the American Hockey League during the NHL work stoppage.

CAREER/PERSONAL

- (Pronounced SIMON DAH-pray)
- Played 2 seasons of professional hockey split between Pittsburgh (NHL) and Wilkes-Barre/Scranton (AHL). Has played in 51 career NHL games and 3 NHL postseason games.
- Member of Team Canada's silver-medal winning squad at World Junior Championships in 2011.
- Played 4 seasons with Saint John of the Quebec Major Junior Hockey League from 2007-11.
- Defensive leader and alternate captain helped Sea Dogs win QMJHL championship and Memorial Cup in 2010-11. Scored shorthanded goal in Memorial Cup final.
- Won Emile "Butch" Bouchard Award as Best Defenseman in the QMJHL in 2010-11.
- Played in 260 career games in QMJHL, totaling 134 points (25G-109A) and 39 playoff points (6G-33A) in 58 postseason contests.
- In last 2 years with Saint John, scored 88 points (22G-66A) and posted a plus-55 rating in 110 contests.
- Drafted by Saint John 1st overall in the 2007 QMJHL Draft.
- Junior teammate and defensive partner of fellow Penguins prospect Alex Grant.
- Signed through the 2013-14 season.



CAREER VS. NHL

	GP	G	A	PTS	PIM
ANA	--	--	--	--	--
BOS	2	0	0	0	4
BUF	2	1	0	1	2
CGY	--	--	--	--	--
CAR	3	0	0	0	0
CHI	1	0	0	0	0
COL	--	--	--	--	--
CBJ	--	--	--	--	--
DAL	--	--	--	--	--
DET	1	0	0	0	0
EDM	--	--	--	--	--
FLA	3	0	0	0	0
LAK	--	--	--	--	--
MIN	--	--	--	--	--
MTL	2	0	1	1	0
NSH	--	--	--	--	--
NJD	5	0	1	1	0
NYI	8	1	1	2	6
NYR	4	1	2	3	6
OTT	4	0	1	1	2
PHI	4	0	1	1	2
PHX	--	--	--	--	--
PIT	--	--	--	--	--
SJS	--	--	--	--	--
STL	--	--	--	--	--
TBL	2	0	0	0	2
TOR	3	0	0	0	0
VAN	--	--	--	--	--
WSH	4	0	1	1	6
WPG	3	0	0	0	0
Totals	51	3	8	11	30

CAREER HIGHS

Goals: 1 (3 times), 2/5/13 at NYI**Assists:** 1 (8 times), 3/22/13 at NYI**Points:** 2 (1 time), 1/31/13 at NYR (1G-1A)**SOG:** 4 (1 time), 4/3/13 at NYR**PIM:** 4 (3 times), 2/5/13 at NYI**Hat Tricks:** None**Goal Streak:** None**Assist Streak:** None**Point Streak:** 2, 12/16/11-12/17/11 (1G-1A)



CAREER STATISTICS

REGULAR SEASON													PLAYOFFS				
YEAR	TEAM	LEAGUE	GP	G	A	PTS	PIM	+/-	PP	SH	GW	S	GP	G	A	PTS	PIM
2007-08	Saint John	QMJHL	64	1	13	14	30	--	--	--	--	--	14	0	4	4	18
2008-09	Saint John	QMJHL	66	2	30	32	74	--	--	--	--	--	4	0	4	4	2
2009-10	Saint John	QMJHL	63	9	38	47	87	26	4	1	4	153	21	2	17	19	18
2010-11	Saint John	QMJHL	47	13	28	41	54	29	4	1	--	141	19	4	8	12	16
	Saint John	M-Cup	--	--	--	--	--	--	--	--	--	--	3	1	0	1	8
	Canada	WJC	7	0	3	3	0	7	0	0	0	9	--	--	--	--	--
2011-12	PITTSBURGH	NHL	18	1	3	4	10	5	1	0	0	22	3	0	0	0	2
	Wilkes-Barre	AHL	44	5	10	15	45	-5	0	0	4	85	10	1	1	2	2
2012-13	PITTSBURGH	NHL	33	2	5	7	20	9	0	0	0	33	3	0	0	0	0
	Wilkes-Barre	AHL	27	4	3	7	28	-5	1	0	0	53	--	--	--	--	--
PIT/NHL TOTALS			51	3	8	11	30	14	1	0	0	55	6	0	0	0	2

47 SIMON DESPRES • D

DATE	OPP	GP	GOALS	ASSISTS	POINTS	PIM	SHIFTS	TOI	WON	LOST	PCT	SHOTS	B/S	Hits	+/-	REMARKS
1/19	@PHI	1	0	0	0	2	16	10:26	-	-	-	0	0	1	E	
1/20	@NYR	1	0	1	1	2	20	10:41	-	-	-	0	0	1	E	
1/23	TOR	1	0	0	0	0	16	08:46	-	-	-	1	0	1	-1	
1/25	@WPG	-	-	-	-	-	-	-	-	-	-	-	-	-	-	DND
1/27	@OTT	-	-	-	-	-	-	-	-	-	-	-	-	-	-	DND
1/29	NYI	1	0	0	0	0	22	19:21	-	-	-	3	0	4	E	
1/31	@NYR	1	1	1	2	2	22	12:47	-	-	-	2	0	3	2	1ST NHL MULTI-POINT GAME
2/2	NJD	1	0	0	0	0	23	18:21	-	-	-	1	2	3	3	
2/3	@WSH	1	0	0	0	4	19	12:07	-	-	-	0	0	1	E	
2/5	@NYI	1	1	0	1	4	21	15:35	-	-	-	1	2	1	E	
2/7	WSH	1	0	0	0	0	18	15:55	-	-	-	2	1	0	E	
2/9	@NJD	1	0	1	PP	1	0	17:18	-	-	-	0	3	1	E	
2/10	NJD	1	0	0	0	0	25	17:46	-	-	-	1	1	0	E	
2/13	OTT	1	0	0	0	0	16	10:45	-	-	-	2	1	1	1	
2/15	@WPG	1	0	0	0	0	16	10:23	-	-	-	0	1	1	1	
2/17	@BUF	-	-	-	-	-	-	-	-	-	-	-	-	-	-	DND
2/20	PHI	-	-	-	-	-	-	-	-	-	-	-	-	-	-	DND
2/22	FLA	1	0	0	0	0	14	11:35	-	-	-	2	0	0	E	
2/24	TBL	1	0	0	0	2	17	13:19	-	-	-	0	0	0	E	
2/26	@FLA	-	-	-	-	-	-	-	-	-	-	-	-	-	-	DND
2/28	@CAR	-	-	-	-	-	-	-	-	-	-	-	-	-	-	DND
3/2	@MTL	1	0	1	1	0	23	15:50	-	-	-	1	1	3	2	
3/4	TBL	1	0	0	0	0	19	14:48	-	-	-	0	1	3	E	
3/7	@PHI	-	-	-	-	-	-	-	-	-	-	-	-	-	-	DND
Half-Season Totals		17	2	4	6	16	333	13:52	-	-	-	16	13	24	8	

47 SIMON DESPRES • D

DATE	OPP	GP	GOALS	ASSISTS	POINTS	PIM	SHIFTS	TOI	WON	LOST	PCT	SHOTS	B/S	Hits	+/-	REMARKS
3/9	@TOR	1	0	0	0	0	14	12:20	-	-	-	2	0	2	E	
3/10	NYI	1	0	0	0	0	18	18:32	-	-	-	1	0	1	-1	
3/12	BOS	-	-	-	-	-	-	-	-	-	-	-	-	-	-	DND
3/14	@TOR	1	0	0	0	0	22	18:02	-	-	-	0	0	2	E	
3/16	NYR	1	0	0	0	2	20	15:21	-	-	-	1	2	0	1	
3/17	BOS	-	-	-	-	-	-	-	-	-	-	-	-	-	-	DND
3/19	WSH	1	0	0	0	0	19	15:13	-	-	-	2	2	2	E	
3/22	@NYI	1	0	1	1	0	22	16:49	-	-	-	0	2	1	1	
3/24	PHI	1	0	0	0	0	15	12:15	-	-	-	2	3	3	1	
3/26	MTL	-	-	-	-	-	-	-	-	-	-	-	-	-	-	WBS
3/28	WPG	1	0	0	0	0	20	16:46	-	-	-	1	1	2	E	
3/30	NYI	1	0	0	0	0	18	15:02	-	-	-	1	1	1	E	
4/2	BUF	1	0	0	0	2	20	15:29	-	-	-	0	1	2	-1	
4/3	@NYR	1	0	0	0	0	23	18:45	-	-	-	4	3	1	E	
4/5	NYR	-	-	-	-	-	-	-	-	-	-	-	-	-	-	DND
4/9	@CAR	-	-	-	-	-	-	-	-	-	-	-	-	-	-	DND
4/11	@TBL	-	-	-	-	-	-	-	-	-	-	-	-	-	-	DND
4/13	@FLA	1	0	0	0	0	22	15:27	-	-	-	2	0	3	E	
4/17	MTL	1	0	0	0	0	18	16:35	-	-	-	1	1	0	-1	
4/20	@BOS	-	-	-	-	-	-	-	-	-	-	-	-	-	-	DND
4/22	@OTT	1	0	0	0	0	24	20:08	-	-	-	0	2	3	1	
4/23	BUF	-	-	-	-	-	-	-	-	-	-	-	-	-	-	DND
4/25	@NJD	1	0	0	0	0	23	18:56	-	-	-	0	0	1	E	
4/27	CAR	1	0	0	0	0	20	17:36	-	-	-	0	0	0	E	
Second-Half Totals		16	0	1	1	4	318	16:27	-	-	-	17	18	24	1	
Final Totals		33	2	5	7	20	651	15:05	-	-	-	33	31	48	9	

PASCAL DUPUIS • 9

Position: RW

Shoots: Left

Ht: 6-1

Wt: 205

DOB: 4/7/79

Birthplace: Laval, QC

Acquired: From Atlanta on Feb. 26, 2008 with Marian Hossa for Colby Armstrong, Erik Christensen, Angelo Esposito and a 2008 first-round pick.



CAREER VS. NHL

	GP	G	A	PTS	PIM
ANA	22	1	8	9	8
BOS	28	8	7	15	16
BUF	30	6	10	16	10
CGY	28	7	7	14	14
CAR	31	11	8	19	12
CHI	20	3	6	9	10
COL	32	5	8	13	20
CBJ	23	5	3	8	8
DAL	22	5	6	11	2
DET	27	2	7	9	8
EDM	31	8	6	14	12
FLA	31	8	10	18	10
LAK	20	3	6	9	12
MIN	5	3	3	6	4
MTL	29	7	7	14	10
NSH	19	3	4	7	18
NJD	39	6	8	14	14
NYI	36	14	15	29	33
NYR	41	11	12	23	20
OTT	30	6	5	11	14
PHI	39	6	12	18	12
PHX	19	5	3	8	16
PIT	8	2	0	2	4
SJS	22	4	1	5	4
STL	20	3	3	6	4
TBL	32	8	11	19	16
TOR	27	9	8	17	10
VAN	31	6	5	11	24
WSH	31	3	4	7	8
WPG	25	7	6	13	10
Totals	798	175	199	374	363

CAREER HIGHS

Goals: 3 (1 time), 12/11/08 vs. NYI

Assists: 4 (1 time), 3/25/04 at CHI

Points: 4 (1 time), 3/25/04 at CHI (4A)

Up-To-Date Player Stats: Pascal Dupuis

2012-13 POSTSEASON


- Tied for team lead with 7 goals. Has NHL-best 2 shorthanded goals.
- Scored 2 goals in Game 1 vs. Islanders, his 2nd-career 2-goal playoff game (last, May 8, 2003 vs. Vancouver).
- Notched a point in first 7 games of postseason.

2012-13 SEASON

- Finished 3rd on team in goals (20), 3rd in points (t-38), 1st in plus-minus (plus-31) and shots (140). Led NHL with a plus-31 rating, while his 20 goals were tied for 13th place in the league.
- Reached 20-goal mark for 2nd straight year (3rd overall) despite playing an abbreviated NHL season
- In his last 65 games (dating back to last season), has totaled 30 goals and 60 points.
- Posted a 6-game scoring streak (3G-7A-10PTS) from April 3-17.
- Recorded 3 3-point games.
- Valuable penalty killer averaged 1:55 shorthanded minutes per game, ranking 3rd among forwards. Has 8 shorthanded goals in last 3 years.
- Finished 3rd among forwards with 36 blocked shots.
- Appeared in all 48 games on the season - 2nd straight year of playing every game in a season. Has only missed 2 games total in the last 4 seasons, playing in 292 of a possible 294 contests.

CAREER/PERSONAL

- Nickname - "Duper"
- Played 11 NHL seasons and nearly 800 games with Minnesota, NY Rangers, Atlanta and Pittsburgh.
- Recorded double digits in goals every year in the league (11), and has hit 30 points 5 times in career.
- Enjoyed best NHL season of his career in 2011-12, posting new career highs in goals (25), assists (34), points (59), game-winning goals (8) and shots (214).
- Recorded an NHL-best and career-long 17-game scoring streak in 2011-12, totaling 22 points (10G-12A). His point streak is the 2nd-longest in the league over the past 3 years (Sidney Crosby, 25 games). Recorded a point in each of the final 17 regular-season games. Streak ended due to end of regular season.
- Key component of the Penguins PK unit - which ranked in the top-5 in 2 of the last 3 seasons (1st, 86.1 percent, 2010-11; 3rd, 87.8 percent, 2011-12). Pittsburgh finished with the top-ranked PK for the 1st time in team history in '10-11 while setting a franchise-high 87.8-percent rate in '11-12.
- Scored 8 shorthanded goals in past 3 seasons (2010-13), tied for most in the NHL during that span.



Goal Streak: 4, 11/20/06-11/25/06 (4)

Assist Streak: 5, 4/5/13-4/17/13 (7)

Point Streak: 17, 3/7/12-4/7/12 (10G-12A)

SOG: 10 (1 time), 3/4/10 at NYR

PIM: 15 (1 time), 2/11/11 at NYI

Hat Tricks: 1, 12/11/08 vs. NYI (3G)



- Recorded first career hat trick Dec. 11, 2008 vs. NY Islanders.
- Scored game-deciding shootout goal to secure the longest shootout win in Penguins' history (7 rounds) Dec. 23, 2010 at Washington.
- Recorded 300th NHL point (assist) Dec. 11, 2011 vs. Buffalo. Played 700th NHL game Dec. 16, 2011 at Ottawa.
- Scored a goal in his first game with the Penguins Feb. 28, 2008 at Boston and has scored a goal in his first game with all 4 of his NHL teams (Minnesota, NY Rangers, Atlanta).
- Broke into NHL with Minnesota after signing as an undrafted free agent.
- Played 4 seasons in the Quebec Major Junior Hockey League with Rouyn-Noranda and Shawinigan from 1996-2000.
- Played soccer growing up in Quebec.
- Married (Carole-Lyne); 3 daughters (Maeva, Zoe and Lola); 1 son (Kody). Family resides in Blainville, Quebec in offseason.
- Signed through 2012-13 season.

CAREER STATISTICS

YEAR	TEAM	LEAGUE	REGULAR SEASON										PLAYOFFS				
			GP	G	A	PTS	PIM	+/-	PP	SH	GW	S	GP	G	A	PTS	PIM
1996-97	Rouyn-Noranda	QMJHL	44	9	15	24	20	--	--	--	--	--	--	--	--	--	--
1997-98	Rouyn-Noranda	QMJHL	39	9	17	26	36	--	--	--	--	--	--	--	--	--	--
	Shawinigan	QMJHL	28	7	13	20	10	--	--	--	--	--	6	2	0	2	4
1998-99	Shawinigan	QMJHL	57	30	42	72	118	--	--	--	--	--	6	1	8	9	18
1999-00	Shawinigan	QMJHL	61	50	55	105	99	--	--	--	--	--	13	15	7	22	4
2000-01	Minnesota	NHL	4	1	0	1	4	0	1	0	0	8	--	--	--	--	--
	Cleveland	IHL	70	19	24	43	37	--	--	--	--	--	4	0	0	0	0
2001-02	Minnesota	NHL	76	15	12	27	16	-10	3	2	0	154	--	--	--	--	--
2002-03	Minnesota	NHL	80	20	28	48	44	17	6	0	4	183	16	4	4	8	8
2003-04	Minnesota	NHL	59	11	15	26	20	5	2	0	1	127	--	--	--	--	--
2004-05	HC Ajoie	Swiss-2	8	5	5	10	26	--	--	--	--	--	6	6	8	14	8
2005-06	Minnesota	NHL	67	10	16	26	40	-10	4	0	2	151	--	--	--	--	--
2006-07	Minnesota	NHL	48	10	3	13	38	-7	2	2	0	106	--	--	--	--	--
	NY Rangers	NHL	6	1	0	1	0	-4	0	0	0	10	--	--	--	--	--
	Atlanta	NHL	17	3	2	5	4	-6	0	0	1	40	4	1	2	3	4
2007-08	Atlanta	NHL	62	10	5	15	24	-4	0	3	1	111	--	--	--	--	--
	PITTSBURGH	NHL	16	2	10	12	8	4	0	0	0	32	20	2	5	7	18
2008-09	PITTSBURGH	NHL	71	12	16	28	30	1	0	0	2	145	16	0	0	0	8
2009-10	PITTSBURGH	NHL	81	18	20	38	16	5	0	0	5	157	13	2	6	8	4
2010-11	PITTSBURGH	NHL	81	17	20	37	59	16	0	4	3	171	7	1	0	1	2
2011-12	PITTSBURGH	NHL	82	25	34	59	34	18	0	3	8	214	6	2	4	6	0
2012-13	PITTSBURGH	NHL	48	20	18	38	26	31*	2	1	2	140	11	7	3	10	10
NHL TOTALS			798	175	199	374	363	56	20	15	29	1749	93	19	24	43	54
PITTSBURGH TOTALS			379	94	118	212	173	75	2	8	20	859	73	14	18	32	42

*NHL LEADER

9 PASCAL DUPUIS • RW

DATE	OPP	GP	GOALS	ASSISTS	POINTS	PIM	SHIFTS	TOI	WON	LOST	PCT	SHOTS	B/S	Hits	+/-	REMARKS	
1/19	@PHI	1	0		0	0	23	15:29	1	1	0.50	0	0	3	-1		
1/20	@NYR	1	1	PP	0	1	0	20	15:00	-	-	-	3	2	1	E	GWG
1/23	TOR	1	0		1	1	2	25	17:24	-	-	-	1	0	2	1	
1/25	@WPG	1	0		0	0	0	21	18:48	-	-	-	1	2	1	2	
1/27	@OTT	1	0		0	0	2	23	17:41	-	-	-	2	0	2	E	
1/29	NYI	1	1		0	1	0	20	17:08	-	-	-	3	0	0	E	
1/31	@NYR	1	0		1	1	2	24	16:23	1	0	1.00	1	0	4	1	
2/2	NJD	1	0		2	2	0	21	15:54	0	1	0.00	2	1	0	2	
2/3	@WSH	1	0		0	0	0	21	17:19	0	1	0.00	0	3	2	E	
2/5	@NYI	1	1		0	1	0	19	14:47	-	-	-	3	0	1	E	
2/7	WSH	1	1		0	1	0	23	18:36	-	-	-	4	1	0	1	
2/9	@NJD	1	0		0	0	2	24	18:25	0	1	0.00	2	0	0	E	
2/10	NJD	1	0		0	0	0	18	17:23	-	-	-	4	1	3	E	
2/13	OTT	1	1		0	1	2	21	16:21	-	-	-	3	2	1	-1	
2/15	@WPG	1	0		0	0	2	18	17:01	1	0	1.00	1	0	2	E	
2/17	@BUF	1	2		1	3	0	20	15:01	0	1	0.00	5	1	3	2	
2/20	PHI	1	0		0	0	0	20	17:29	-	-	-	3	0	2	-3	
2/22	FLA	1	0		0	0	0	17	18:36	-	-	-	5	4	3	E	
2/24	TBL	1	0		0	0	0	21	17:46	-	-	-	1	0	2	2	
2/26	@FLA	1	0		0	0	2	20	15:30	2	0	1.00	2	2	2	-1	
2/28	@CAR	1	0		0	0	0	23	17:53	0	1	0.00	0	0	4	-1	
3/2	@MTL	1	0		0	0	2	24	20:12	1	0	1.00	4	0	2	2	
3/4	TBL	1	0		0	0	0	25	18:05	-	-	-	2	0	2	1	
3/7	@PHI	1	1		1	2	2	19	13:20	-	-	-	3	0	2	1	
Half-Season Totals		24	8		6	14	18	510	16:59	6	6	0.50	55	19	44	8	

9

PASCAL DUPUIS • RW

DATE	OPP	GP	GOALS	ASSISTS	POINTS	PIM	SHIFTS	TOI	WON	LOST	PCT	SHOTS	B/S	Hits	+/-	REMARKS	
3/9	@TOR	1	1	0	1	0	22	17:47	-	-	-	6	1	1	1		
3/10	NYI	1	2	0	2	2	20	17:17	1	0	1.00	5	0	1	3		
3/12	BOS	1	0	0	0	0	24	19:01	-	-	-	5	2	6	1		
3/14	@TOR	1	2	0	2	0	24	21:04	-	-	-	7	0	2	2	GWG	
3/16	NYR	1	1	0	1	0	24	18:03	-	-	-	4	0	1	1		
3/17	BOS	1	0	1	1	0	24	21:12	-	-	-	3	0	2	1		
3/19	WSH	1	0	0	0	0	23	19:18	-	-	-	3	2	4	1		
3/22	@NYI	1	1	1	2	2	22	17:44	1	0	1.00	4	0	2	1		
3/24	PHI	1	0	1	1	0	21	19:35	-	-	-	6	0	2	1		
3/26	MTL	1	0	0	0	0	18	16:27	1	0	1.00	3	0	1	1		
3/28	WPG	1	2	SH	0	2	0	20	18:14	-	-	-	7	2	0	2	
3/30	NYI	1	0	0	0	0	20	17:08	1	1	0.50	2	1	2	E		
4/2	BUF	1	0	0	0	0	20	16:30	-	-	-	3	0	1	-2		
4/3	@NYR	1	1	0	1	0	20	15:05	-	-	-	1	0	1	E		
4/5	NYR	1	0	1	1	2	25	17:11	1	2	0.33	6	1	1	E		
4/9	@CAR	1	1	2	3	0	24	18:22	1	1	0.50	3	0	3	3		
4/11	@TBL	1	1	PP	2	3	0	23	14:52	-	-	-	2	1	0	3	2ND STRAIGHT YEAR W/20 GOALS
4/13	@FLA	1	0	1	PP	1	0	22	14:34	3	2	0.60	0	1	3	1	
4/17	MTL	1	0	1	1	0	24	18:55	6	7	0.46	4	4	3	2		
4/20	@BOS	1	0	0	0	0	22	19:22	4	8	0.33	1	1	0	E		
4/22	@OTT	1	0	1	1	0	22	21:02	0	2	0.00	3	0	2	1		
4/23	BUF	1	0	0	0	0	19	19:04	1	0	1.00	6	0	1	-1		
4/25	@NJD	1	0	0	0	2	22	17:02	1	1	0.50	0	0	0	E		
4/27	CAR	1	0	1	1	0	24	16:15	-	-	-	1	1	0	1		
Second-Half Totals		24	12	12	24	8	529	17:58	21	24	0.47	85	17	39	23		
Final Totals		48	20	18	38	26	1039	17:28	27	30	0.47	140	36	83	31		

MARK EATON • 4

Position: D

Shoots: Left

Ht: 6-1

Wt: 215

DOB: 5/6/77

Birthplace: Wilmington, DE

Acquired: Signed as a free agent on Feb. 25, 2013.




Up-To-Date Player Stats: Mark Eaton

2012-13 POSTSEASON

- Tied career high with 3 assists this postseason.
- Placed 5th on team with 17 blocked shots, despite appearing in only 7 games.
- Recorded 8 blocked shots in Game 1 vs. NY Islanders.

2012-13 SEASON

- Penguins were 20-3 when he was in the lineup.
- Finished plus or even in 19 of 23 games.
- Tied a career high with a plus-4 rating March 10 vs. NY Islanders (Oct. 28, 2006 vs. Philadelphia).
- Signed by Penguins as a free agent Feb. 25.
- Posted 1 assist in 6 games with Wilkes-Barre/Scranton of the American Hockey League.



CAREER VS. NHL

	GP	G	A	PTS	PIM
ANA	20	1	2	3	6
BOS	26	2	2	4	10
BUF	17	0	0	0	6
CGY	16	0	5	5	4
CAR	23	0	1	1	10
CHI	26	3	0	3	10
COL	20	0	5	5	6
CBJ	28	1	0	1	16
DAL	24	1	0	1	14
DET	27	2	1	3	16
EDM	15	0	5	5	10
FLA	19	1	0	1	6
LAK	19	0	3	3	10
MIN	21	1	3	4	2
MTL	24	0	3	3	10
NSH	5	0	0	0	2
NJD	30	1	1	2	10
NYI	23	1	4	5	4
NYR	38	4	3	7	12
OTT	22	1	3	4	8
PHI	31	1	3	4	4
PHX	22	1	1	2	10
PIT	12	0	0	0	2
SJS	19	0	2	2	4
STL	23	0	3	3	8
TBL	23	1	2	3	2
TOR	21	0	4	4	10
VAN	15	1	3	4	10
WSH	22	0	1	1	12
WPG	19	1	1	2	8
Totals	650	24	61	85	242

CAREER/PERSONAL

- Nickname - "Eats"
- Played parts of 13 NHL seasons with Philadelphia, Nashville, NY Islanders and 2 stints with Pittsburgh (2006-10; 2012-13).
- Scored 31 points (7G-24A) in 218 games with Penguins from 2006-10.
- Helped Penguins win Stanley Cup in 2009. Appeared in 24 postseason games and notched 4 goals, 7 points and a plus-4 rating during championship run.
- Selected by Pittsburgh chapter of the Professional Hockey Writers Association as the team's nominee in 2009 for the Bill Masterton Trophy, awarded to the NHL player who "best exemplifies the qualities of perseverance, sportsmanship and dedication to hockey" after his successful return following 2 injury-plagued seasons.
- List of NHL firsts: game (Oct. 2, 1999 at Ottawa); assist/point (Oct. 22, 1999 at NY Rangers); goal (April 8, 2000 vs. Boston).
- Originally signed as an undrafted free agent by Philadelphia.
- Represented U.S. at World Junior Championships in 2001 and '02. Helped Team USA capture Deutschland Cup in 2004. Participated in U.S. Olympic Ice Hockey Orientation Camp in 2005.
- Played 1 season of college hockey at Notre Dame (CCHA). Named CCHA Rookie of the Year after posting 12 goals and 29 points.
- Played 2 seasons with Waterloo of the USHL. Named second team All-Star in 1996-97.
- Married (Dorrie); 2 daughters (Kylie, Adriana).
- Signed through 2012-13 season.

CAREER HIGHS

Goals: 1 (24 times), 2/3/12 at OTT

Assists: 3 (1 time), 10/25/03 at COL

Points: 3 (1 time), 10/25/03 at COL (3A)

SOG: 6 (1 time), 3/15/03 vs. STL

PIM: 4 (8 times), 3/20/10 vs. LAK

Hat Tricks: None

Goal Streak: None

Assist Streak: 3, 1/9/10-1/13/10 (4)

Point Streak: 3, 1/9/10-1/13/10 (4A)



CAREER STATISTICS

YEAR	TEAM	LEAGUE	REGULAR SEASON										PLAYOFFS				
			GP	G	A	PTS	PIM	+/-	PP	SH	GW	S	GP	G	A	PTS	PIM
1995-96	Waterloo	USHL	50	4	21	25	--	--	--	--	--	--	--	--	--	--	--
1996-97	Waterloo	USHL	50	6	32	38	62	--	--	--	--	--	--	--	--	--	--
1997-98	Notre Dame	CCHA	41	12	17	29	32	--	--	--	--	--	--	--	--	--	--
1998-99	Philadelphia	AHL	74	9	27	36	38	13	7	0	3	158	16	4	8	12	0
1999-00	Philadelphia	NHL	27	1	1	2	8	1	0	0	1	25	7	0	0	0	0
	Philadelphia	AHL	47	9	17	26	6	25	4	1	3	140	--	--	--	--	--
2000-01	Nashville	NHL	34	3	8	11	14	7	1	0	1	32	--	--	--	--	--
	Milwaukee	AHL	34	3	12	15	27	2	0	0	0	78	--	--	--	--	--
	United States	WC	9	1	1	2	0	--	--	--	--	--	--	--	--	--	--
2001-02	Nashville	NHL	58	3	5	8	24	-12	0	0	0	52	--	--	--	--	--
	United States	WC	7	0	3	3	2	--	--	--	--	--	--	--	--	--	--
2002-03	Nashville	NHL	50	2	7	9	22	1	0	0	0	52	--	--	--	--	--
	Milwaukee	AHL	3	1	0	1	2	3	1	0	0	7	--	--	--	--	--
2003-04	Nashville	NHL	75	4	9	13	26	16	0	0	1	82	6	0	0	0	2
2004-05	Grand Rapids	AHL	29	3	3	6	21	2	1	1	1	--	--	--	--	--	--
2005-06	Nashville	NHL	69	3	1	4	44	-2	0	0	0	28	5	0	0	0	8
2006-07	PITTSBURGH	NHL	35	0	3	3	16	-6	0	0	0	22	5	0	0	0	0
2007-08	PITTSBURGH	NHL	36	0	3	3	4	6	0	0	0	28	--	--	--	--	--
2008-09	PITTSBURGH	NHL	68	4	5	9	36	3	1	0	0	34	24	4	3	7	10
2009-10	PITTSBURGH	NHL	79	3	13	16	26	5	0	0	1	65	13	0	3	3	4
2010-11	NY Islanders	NHL	34	0	3	3	8	-2	0	0	0	29	--	--	--	--	--
2011-12	NY Islanders	NHL	62	1	3	4	10	-17	0	0	1	44	--	--	--	--	--
2012-13	PITTSBURGH	NHL	23	0	0	0	4	9	0	0	0	8	7	0	3	3	0
	Wilkes-Barre	AHL	6	0	1	1	4	-5	0	0	0	5	--	--	--	--	--
NHL TOTALS			650	24	61	85	242	9	2	0	5	501	67	4	9	13	24
PITTSBURGH TOTALS			241	7	24	31	86	17	1	0	1	157	49	4	9	13	14

4 MARK EATON • D

DATE	OPP	GP	GOALS	ASSISTS	POINTS	PIM	SHIFTS	TOI	WON	LOST	PCT	SHOTS	B/S	Hits	+/-	REMARKS
1/19	@PHI	-	-	-	-	-	-	-	-	-	-	-	-	-	-	WBS
1/20	@NYR	-	-	-	-	-	-	-	-	-	-	-	-	-	-	WBS
1/23	TOR	-	-	-	-	-	-	-	-	-	-	-	-	-	-	WBS
1/25	@WPG	-	-	-	-	-	-	-	-	-	-	-	-	-	-	WBS
1/27	@OTT	-	-	-	-	-	-	-	-	-	-	-	-	-	-	WBS
1/29	NYI	-	-	-	-	-	-	-	-	-	-	-	-	-	-	WBS
1/31	@NYR	-	-	-	-	-	-	-	-	-	-	-	-	-	-	WBS
2/2	NJD	-	-	-	-	-	-	-	-	-	-	-	-	-	-	WBS
2/3	@WSH	-	-	-	-	-	-	-	-	-	-	-	-	-	-	WBS
2/5	@NYI	-	-	-	-	-	-	-	-	-	-	-	-	-	-	WBS
2/7	WSH	-	-	-	-	-	-	-	-	-	-	-	-	-	-	WBS
2/9	@NJD	-	-	-	-	-	-	-	-	-	-	-	-	-	-	WBS
2/10	NJD	-	-	-	-	-	-	-	-	-	-	-	-	-	-	WBS
2/13	OTT	-	-	-	-	-	-	-	-	-	-	-	-	-	-	WBS
2/15	@WPG	-	-	-	-	-	-	-	-	-	-	-	-	-	-	WBS
2/17	@BUF	-	-	-	-	-	-	-	-	-	-	-	-	-	-	WBS
2/20	PHI	-	-	-	-	-	-	-	-	-	-	-	-	-	-	WBS
2/22	FLA	-	-	-	-	-	-	-	-	-	-	-	-	-	-	WBS
2/24	TBL	-	-	-	-	-	-	-	-	-	-	-	-	-	-	WBS
2/26	@FLA	-	-	-	-	-	-	-	-	-	-	-	-	-	-	DND
2/28	@CAR	-	-	-	-	-	-	-	-	-	-	-	-	-	-	DND
3/2	@MTL	1	0	0	0	0	23	19:04	-	-	-	0	1	0	0	E
3/4	TBL	1	0	0	0	0	18	16:04	-	-	-	0	3	0	0	E
3/7	@PHI	1	0	0	0	0	19	12:53	-	-	-	0	1	0	0	E
Half-Season Totals		3	0	0	0	0	60	16:00	-	-	-	0	5	0	0	

4

MARK EATON • D

DATE	OPP	GP	GOALS	ASSISTS	POINTS	PIM	SHIFTS	TOI	WON	LOST	PCT	SHOTS	B/S	Hits	+/-	REMARKS
3/9	@TOR	-	-	-	-	-	-	-	-	-	-	-	-	-	-	DND
3/10	NYI	1	0	0	0	0	21	16:05	-	-	-	0	0	1	4	SINGLE-GAME CAREER HIGH +4
3/12	BOS	1	0	0	0	0	21	13:21	-	-	-	0	2	0	E	
3/14	@TOR	-	-	-	-	-	-	-	-	-	-	-	-	-	-	DND
3/16	NYR	1	0	0	0	0	23	15:41	-	-	-	0	1	0	1	
3/17	BOS	1	0	0	0	0	24	19:14	-	-	-	0	2	0	-1	
3/19	WSH	1	0	0	0	0	21	16:44	-	-	-	1	0	0	1	
3/22	@NYI	1	0	0	0	0	22	17:59	-	-	-	1	2	0	-1	
3/24	PHI	1	0	0	0	0	25	20:46	-	-	-	1	4	0	E	
3/26	MTL	1	0	0	0	2	25	18:32	-	-	-	0	2	1	E	
3/28	WPG	1	0	0	0	0	22	18:45	-	-	-	1	1	0	1	
3/30	NYI	1	0	0	0	0	24	20:20	-	-	-	0	1	0	1	
4/2	BUF	1	0	0	0	0	22	18:06	-	-	-	0	2	0	-2	
4/3	@NYR	-	-	-	-	-	-	-	-	-	-	-	-	-	-	ILL
4/5	NYR	1	0	0	0	2	28	22:32	-	-	-	2	2	0	1	
4/9	@CAR	1	0	0	0	0	26	22:54	-	-	-	0	3	1	3	
4/11	@TBL	1	0	0	0	0	23	17:44	-	-	-	1	1	1	1	
4/13	@FLA	1	0	0	0	0	24	17:36	-	-	-	0	1	1	E	
4/17	MTL	1	0	0	0	0	18	14:57	-	-	-	0	0	1	1	
4/20	@BOS	1	0	0	0	0	21	16:23	-	-	-	1	0	0	E	
4/22	@OTT	-	-	-	-	-	-	-	-	-	-	-	-	-	-	DND
4/23	BUF	1	0	0	0	0	23	20:20	-	-	-	0	1	1	-2	
4/25	@NJD	1	0	0	0	0	24	18:46	-	-	-	0	2	1	E	
4/27	CAR	1	0	0	0	0	24	18:46	-	-	-	0	1	1	1	
Second-Half Totals		20	0	0	0	4	461	18:17	-	-	-	8	28	9	9	
Final Totals		23	0	0	0	4	521	17:54	-	-	-	8	33	9	9	

DERYK ENGELLAND • 5

Position: D**Shoots:** Right**Ht:** 6-2**Wt:** 202**DOB:** 4/3/82**Birthplace:** Edmonton, AB**Acquired:** Signed by Penguins as a free agent on July 16, 2007.

CAREER VS. NHL

	GP	G	A	PTS	PIM
ANA	3	0	1	1	7
BOS	11	0	3	3	5
BUF	10	2	2	4	4
CGY	2	0	0	0	13
CAR	8	0	1	1	18
CHI	2	0	0	0	5
COL	3	1	1	2	2
CBJ	2	1	0	1	2
DAL	3	0	0	0	2
DET	3	0	0	0	0
EDM	2	0	0	0	2
FLA	6	0	1	1	0
LAK	2	0	0	0	5
MIN	1	0	0	0	0
MTL	10	0	4	4	0
NSH	2	0	0	0	5
NJD	15	0	0	0	16
NYI	16	0	3	3	21
NYR	15	1	3	4	14
OTT	11	0	3	3	22
PHI	13	0	0	0	22
PHX	2	0	0	0	10
PIT	-	-	-	-	-
SJS	2	1	1	2	7
STL	3	0	1	1	5
TBL	9	1	1	2	27
TOR	9	0	0	0	19
VAN	2	0	0	0	0
WSH	11	0	1	1	0
WPG	9	0	2	2	17
Totals	187	7	28	35	250

CAREER HIGHS

Goals: 1 (7 times), 3/3/12 at COL**Assists:** 2 (1 time), 10/20/11 vs. MTL**Points:** 2 (2 times), 12/17/11 vs. BUF (1G-1A)[Up-To-Date Player Stats: Deryk Engelland](#)**2012-13 POSTSEASON**


- Appeared in 4 games during postseason.

2012-13 SEASON

- Finished 3rd full NHL season.
- Was plus or even in 33 of 42 games played.
- Placed 4th on the team with 57 blocked shots.
- Ranked 3rd among blueliners with 70 hits.
- Played season-high 19:12 minutes, notching an assist, 2 blocks and a plus-2 rating Feb. 3 at Washington.
- Recorded 5 blocked shots, 2 hits and 2 shots March 19 vs. Washington.
- Posted 9 points (1G-8A) and 43 PIM in 15 games with Rosenberg Elite in Norway during the NHL work stoppage.

CAREER/PERSONAL

- Nickname - "Engo"
- Has played 3 NHL seasons - all with Pittsburgh.
- Dedicated and persistent player broke into NHL at age 28. Played first full season at NHL level in 2010-11.
- Voted by Pittsburgh Chapter of the Professional Hockey Writers Association as the team's representative for the NHL Bill Masterton Award as the player who best exemplifies the qualities of perseverance, sportsmanship and dedication to hockey in 2010-11.
- Scored first NHL goal Nov. 12, 2010 vs. Tampa Bay.
- Played first NHL game Nov. 10, 2009 at Boston.
- Played for Lowell, Hershey and Wilkes-Barre/Scranton of the American Hockey League, and Las Vegas, South Carolina and Reading of the ECHL.
- Member of Wilkes-Barre/Scranton's 2008 team that appeared in the Calder Cup Final.
- Durable blueliner played in 171 straight AHL regular-season games (206 including playoffs) for Wilkes-Barre/Scranton (Oct. 3, 2007 to Nov. 6, 2009). His streak was broken due to a call-up to Pittsburgh.
- Originally drafted by New Jersey in the 6th round (194th overall) of the 2000 NHL Draft.
- Played 5 seasons with Moose Jaw of the Western Hockey League from 1998-2003.
- Lives in Las Vegas during the offseason.
- Married (Melissa); 1 son (Cash Bradley Thomas).
- Signed through 2013-14 season.

**Goal Streak:** None**Assist Streak:** 3, 11/25/11-11/29/11 (3)**Point Streak:** 3, 11/25/11-11/29/11 (3A)



CAREER STATISTICS

REGULAR SEASON													PLAYOFFS				
YEAR	TEAM	LEAGUE	GP	G	A	PTS	PIM	+/-	PP	SH	GW	S	GP	G	A	PTS	PIM
1998-99	Moose Jaw	WHL	2	0	0	0	0	--	--	--	--	--	--	--	--	--	--
1999-00	Moose Jaw	WHL	55	0	5	5	62	--	--	--	--	--	4	0	0	0	0
2000-01	Moose Jaw	WHL	65	4	11	15	157	--	--	--	--	--	4	0	0	0	10
2001-02	Moose Jaw	WHL	56	7	10	17	102	--	--	--	--	--	12	0	2	2	27
2002-03	Moose Jaw	WHL	65	3	8	11	199	--	--	--	--	--	13	1	1	2	20
2003-04	Lowell	AHL	26	0	0	0	34	--	--	--	--	--	--	--	--	--	--
	Las Vegas	ECHL	35	2	11	13	63	--	--	--	--	--	2	0	0	0	0
2004-05	Las Vegas	ECHL	72	5	16	21	138	--	--	--	--	--	--	--	--	--	--
2005-06	Hershey	AHL	37	0	4	4	77	--	--	--	--	--	1	0	0	0	0
	South Carolina	ECHL	35	3	13	16	20	--	--	--	--	--	--	--	--	--	--
2006-07	Hershey	AHL	44	4	6	10	95	--	--	--	--	--	14	0	0	0	14
	Reading	ECHL	6	0	3	3	8	--	--	--	--	--	--	--	--	--	--
2007-08	Wilkes-Barre	AHL	80	2	15	17	141	10	0	0	1	99	23	1	3	4	14
2008-09	Wilkes-Barre	AHL	80	3	11	14	143	-1	1	0	0	82	12	0	2	2	6
2009-10	PITTSBURGH	NHL	9	0	2	2	17	-2	0	0	0	4	--	--	--	--	--
	Wilkes-Barre	AHL	71	5	6	11	121	10	0	0	0	91	4	0	1	1	7
2010-11	PITTSBURGH	NHL	63	3	7	10	123	-5	0	0	0	49	--	--	--	--	--
2011-12	PITTSBURGH	NHL	73	4	13	17	56	10	0	0	1	86	6	0	1	1	14
2012-13	PITTSBURGH	NHL	42	0	6	6	54	5	0	0	0	31	4	0	0	0	6
PIT/NHL TOTALS			187	7	28	35	250	8	0	0	1	170	10	0	1	1	20

5 DERYK ENGELLAND • D

DATE	OPP	GP	GOALS	ASSISTS	POINTS	PIM	SHIFTS	TOI	WON	LOST	PCT	SHOTS	B/S	Hits	+/-	REMARKS
1/19	@PHI	1	0	0	0	2	18	10:52	-	-	-	1	1	1	E	
1/20	@NYR	1	0	0	0	0	19	12:01	-	-	-	0	1	0	E	
1/23	TOR	1	0	0	0	7	15	07:46	-	-	-	2	0	0	-1	
1/25	@WPG	1	0	0	0	2	20	13:41	-	-	-	1	0	2	E	
1/27	@OTT	1	0	0	0	0	19	14:23	-	-	-	1	3	3	E	
1/29	NYI	1	0	0	0	0	20	13:30	-	-	-	1	2	2	E	
1/31	@NYR	1	0	0	0	0	17	11:59	-	-	-	0	0	0	1	
2/2	NJD	1	0	0	0	0	24	15:33	-	-	-	1	2	1	2	
2/3	@WSH	1	0	1	1	0	26	19:21	-	-	-	0	2	2	2	
2/5	@NYI	1	0	0	0	0	21	15:34	-	-	-	1	1	1	1	
2/7	WSH	1	0	0	0	0	22	19:56	-	-	-	1	2	3	1	
2/9	@NJD	1	0	0	0	7	22	16:09	-	-	-	1	1	3	E	
2/10	NJD	1	0	0	0	0	20	13:41	-	-	-	0	3	1	-1	
2/13	OTT	1	0	1	1	0	17	11:52	-	-	-	1	1	2	1	
2/15	@WPG	1	0	0	0	5	15	10:00	-	-	-	0	0	2	E	
2/17	@BUF	1	0	0	0	0	16	13:10	-	-	-	1	1	0	E	
2/20	PHI	1	0	0	0	2	14	09:00	-	-	-	2	1	2	E	
2/22	FLA	1	0	0	0	0	13	11:20	-	-	-	0	1	0	1	
2/24	TBL	1	0	0	0	0	16	13:05	-	-	-	0	2	1	1	
2/26	@FLA	1	0	0	0	0	15	12:16	-	-	-	0	3	1	1	
2/28	@CAR	1	0	0	0	2	23	12:40	-	-	-	0	2	0	-1	
3/2	@MTL	1	0	1	1	0	19	13:47	-	-	-	0	1	0	E	
3/4	TBL	1	0	0	0	7	19	12:58	-	-	-	1	1	3	-2	
3/7	@PHI	1	0	0	0	0	16	12:42	-	-	-	0	0	2	-1	
Half-Season Totals		24	0	3	3	34	446	13:13	-	-	-	15	31	32	5	

5 DERYK ENGELLAND • D

DATE	OPP	GP	GOALS	ASSISTS	POINTS	PIM	SHIFTS	TOI	WON	LOST	PCT	SHOTS	B/S	Hits	+/-	REMARKS
3/9	@TOR	1	0	0	0	0	14	14:35	-	-	-	1	3	5	E	
3/10	NYI	-	-	-	-	-	-	-	-	-	-	-	-	-	-	DND
3/12	BOS	1	0	1	1	0	20	11:58	-	-	-	1	0	2	1	
3/14	@TOR	1	0	0	0	0	17	12:18	-	-	-	0	0	1	E	
3/16	NYR	-	-	-	-	-	-	-	-	-	-	-	-	-	-	DND
3/17	BOS	1	0	0	0	0	16	15:34	-	-	-	1	2	1	E	
3/19	WSH	1	0	0	0	0	18	13:41	-	-	-	2	5	2	E	
3/22	@NYI	1	0	0	0	0	18	14:56	-	-	-	1	3	1	-1	
3/24	PHI	1	0	0	0	0	16	13:32	-	-	-	1	1	3	E	
3/26	MTL	1	0	0	0	0	16	13:39	-	-	-	0	2	3	E	
3/28	WPG	-	-	-	-	-	-	-	-	-	-	-	-	-	-	DND
3/30	NYI	1	0	1	1	2	20	16:13	-	-	-	3	0	2	1	
4/2	BUF	1	0	0	0	2	20	15:26	-	-	-	0	2	2	-1	
4/3	@NYR	1	0	0	0	0	23	18:09	-	-	-	2	2	4	-1	
4/5	NYR	1	0	0	0	5	19	14:35	-	-	-	2	1	2	E	
4/9	@CAR	1	0	1	1	5	18	12:31	-	-	-	0	1	2	-1	
4/11	@TBL	1	0	0	0	6	20	12:40	-	-	-	0	1	2	E	
4/13	@FLA	-	-	-	-	-	-	-	-	-	-	-	-	-	-	DND
4/17	MTL	-	-	-	-	-	-	-	-	-	-	-	-	-	-	DND
4/20	@BOS	1	0	0	0	0	21	15:01	-	-	-	1	1	4	E	
4/22	@OTT	1	0	0	0	0	21	16:32	-	-	-	0	1	1	2	
4/23	BUF	1	0	0	0	0	23	21:51	-	-	-	1	1	0	E	
4/25	@NJD	1	0	0	0	0	19	14:29	-	-	-	0	0	1	E	
4/27	CAR	-	-	-	-	-	-	-	-	-	-	-	-	-	-	DND
Second-Half Totals		18	0	3	3	20	339	14:52	-	-	-	16	26	38	0	
Final Totals		42	0	6	6	54	785	13:55	-	-	-	31	57	70	5	

MARC-ANDRE FLEURY • 29

Position: G**Catches:** Left**Ht:** 6-2**Wt:** 180**DOB:** 11/28/84**Birthplace:** Sorel, QC**Acquired:** Drafted by Penguins in the first round (1st overall) in the 2003 NHL Draft.

Up-To-Date Player Stats: Marc-Andre Fleury

2012-13 POSTSEASON


- Made 26 saves in Game 1 vs. NY Islanders to record 6th career playoff shutout - tying Tom Barrasso for the franchise record.
- Run of 79 consecutive playoff games played for team ended in Game 5 vs. NY Islanders.

2012-13 SEASON

- Backstopped Pens to Atlantic Division title and No. 1 seed in the Eastern Conference.
- Became the winningest goaltender in team history with his 227th victory in a 3-1 win Jan. 19 at Philadelphia.
- Became the franchise's all-time leader in shutouts with his 23rd career blanking after making 23 saves March 16 vs. NY Rangers.
- His 23 wins (4th in NHL) were 1 shy of tying for the league lead despite starting 10-12 less games than the 3 goalies ranked above him.
- Has won 20 games in each of the past 5 seasons and 6 times in his career.
- Ended the season strong, going 21-5 in his final 26 games.
- Won 8 straight games from March 4-26. Also had a 5-game winning streak from Feb. 13-24.

CAREER/PERSONAL

- Nickname - "Flower"
- Played 9 NHL seasons with Pittsburgh.
- Backstopped Penguins to Stanley Cup championship in 2009, coming up with clutch saves throughout the postseason.
- Owns franchise record for wins with 249 and shutouts with 23. Ranks 2nd in team history with 43 playoff wins (Barrasso, 56) and 5 playoff shutouts (Barrasso, 6).
- Recorded 200th career win Dec. 17, 2011 vs. Buffalo.
- Recorded 2nd (42, 2011-12) and 3rd (40, '06-07) most single-season win totals in team annals (43, Tom Barrasso, 1992-93).
- Recorded at least 35 wins in 5 of last 7 seasons (only years he didn't was 2007-08 when he was limited to only 35 games played due to a high ankle sprain and 2012-13 when the NHL played limited 48-game season).
- Produced a Hart Trophy-caliber season in 2010-11 with 36 wins, .918 save percentage and 2.32 goals-against average, carrying an injury-riddled team (350 man-games lost) down the stretch and tying for the division crown. Named Team MVP.
- Recorded an 11-game winning streak from Nov. 17 to Dec. 11, 2010. Tied career



CAREER VS. NHL

	GP	MP	GA	GAA	REC
ANA	6	358	15	2.52	4-2-0
BOS	18	1068	39	2.19	10-5-2
BUF	21	1223	54	2.65	12-5-2
CGY	5	244	7	1.71	3-1-0
CAR	19	1030	47	2.74	9-6-3
CHI	7	434	18	2.49	4-1-2
COL	7	380	16	2.52	5-1-0
CBJ	6	284	15	2.62	3-1-1
DAL	6	370	12	1.95	6-0-0
DET	9	545	25	2.75	4-5-0
EDM	6	359	16	2.67	4-2-0
FLA	19	993	41	2.48	11-7-0
LAK	6	372	14	2.25	4-2-0
MIN	5	256	16	3.75	0-5-0
MTL	26	1466	78	3.19	15-8-2
NSH	6	345	13	2.27	3-2-1
NJD	39	2218	95	2.57	15-20-4
NYI	31	1751	74	2.54	18-7-4
NYR	45	2669	118	2.65	24-13-7
OTT	22	1152	64	3.33	9-8-1
PHI	42	2376	111	2.80	23-13-1
PHX	5	247	8	1.94	3-1-0
PIT	-	-	-	-	-
SJS	5	276	13	2.83	1-2-2
STL	6	334	14	2.51	3-2-1
TBL	28	1613	65	2.42	13-10-3
TOR	25	1427	75	3.15	13-8-3
VAN	4	244	12	2.95	2-2-0
WSH	23	1337	58	2.60	13-7-2
WPG	20	1197	45	2.26	15-5-0
Totals	467	26615	1178	2.66	249-151-41

CAREER HIGHS

Shots faced: 51, 1/28/06 at NYR**Saves:** 47, 10/11/08 vs NJD**Shutouts:** 23*, last 3/16/13 vs. NYR**Win streak:** 11, 11/17/10-12/11/10**Shutout streak:** 150:14, 3/24/11-3/27/11

*FRANCHISE RECORD

high with a 14-game unbeaten streak (13-0-1) from Nov. 12 to Dec. 11, 2010.

- Voted by the fans to his first All-Star Game in 2011.
- Led Penguins to back-to-back Stanley Cup Final appearances (2008 and '09), winning 30 postseason games over that span.
- Stopped 55 of 58 shots in triple overtime win over Red Wings in Game 5 of 2008 Stanley Cup Final in Detroit.
- Made NHL debut as 18-year-old in 2003. Played in season opener Oct. 10 vs. Los Angeles, stopping 46 of 48 shots, including a penalty shot.
- Earned a gold medal as a member of Team Canada at 2010 Winter Olympic Games.
- Played for Team Canada in World Junior Championships (2003, '04), earning 2 silver medals.
- Played 3 seasons for Cape Breton of the Quebec Major Junior Hockey League, and part of a 4th season from 2000-04.
- Co-recipient of Dapper Dan Sportsman of the Year Award (Dan Bylsma) and named team's co-Defensive Player of the Year (Brooks Orpik) in 2012.
- Married (Veronique). Welcomed 1st child - daughter Estelle - April 26.
- Signed through 2014-15 season.



CAREER STATISTICS

YEAR	TEAM	LEAGUE	REGULAR SEASON								PLAYOFFS					
			GP	W	L	T	MIN	GA	SO	GAA	GP	W-L	MIN	GA	SO	GAA
1999-00	Char-Lem.	QAAA	15	4	9	0	780	36	1	2.77	--	--	--	--	--	--
2000-01	Cape Breton	QMJHL	35	12	13	2	1705	115	0	4.05	2	0-1	32	4	0	7.50
2001-02	Cape Breton	QMJHL	55	26	14	8	3043	141	2	2.78	16	9-7	1,003	55	0	3.29
2002-03	Cape Breton	QMJHL	51	17	24	6	2889	162	2	3.36	4	0-4	228	17	0	4.47
	Canada	WJC	5	4	1	0	267	7	1	1.57	--	--	--	--	--	--
2003-04	PITTSBURGH	NHL	21	4	14	2	1154	70	1	3.64	--	--	--	--	--	--
	Canada	WJC	5	4	1	0	299	9	1	1.81	--	--	--	--	--	--
	Cape Breton	QMJHL	10	8	1	1	606	20	0	1.98	4	1-3	251	13	0	3.10
	Wilkes-Barre	AHL	--	--	--	--	--	--	--	--	2	0-1	92	6	0	3.90
2004-05	Wilkes-Barre	AHL	54	26	19	4	3029	127	5	2.52	4	0-2	151	11	0	4.36
2005-06	PITTSBURGH	NHL	50	13	27	6	2809	152	1	3.25	--	--	--	--	--	--
	Wilkes-Barre	AHL	12	10	2	0	727	19	0	1.57	5	2-3	311	18	0	3.48
2006-07	PITTSBURGH	NHL	67	40	16	9	3905	184	5	2.83	5	1-4	287	18	0	3.76
2007-08	PITTSBURGH	NHL	35	19	10	2	1857	72	4	2.33	20	14-6	1,251	41	3	1.97
	Wilkes-Barre	AHL	5	3	2	0	297	7	0	1.42	--	--	--	--	--	--
2008-09	PITTSBURGH	NHL	62	35	18	7	3641	162	4	2.67	24	16-8	1,447	63	0	2.61
2009-10	PITTSBURGH	NHL	67	37	21	6	3798	168	1	2.65	13	7-6	798	37	1	2.78
	Canada	Olympics	--	--	--	--	--	--	--	--	--	--	--	--	--	--
2010-11	PITTSBURGH	NHL	65	36	20	5	3695	143	3	2.32	7	3-4	405	17	1	2.52
2011-12	PITTSBURGH	NHL	67	42	17	4	3896	153	3	2.36	6	2-4	337	26	0	4.63
2012-13	PITTSBURGH	NHL	33	23	8	0	1858	74	1	2.39	4	2-2	247	14	1	3.40
PIT/NHL TOTALS			467	249	151	41	26,615	1178	23	2.66	79	45-34	4773	216	6	2.72

29 MARC-ANDRE FLEURY • G

Date	OPP	GP	Decision	Goals Against	Shots Faced	Saves Made	Minutes	Save %	GAA	Saves	Att	%	REMARKS
1/19	@PHI	1	W	1	27	26	60	0.963	1.00	-	-	-	227TH WIN - FRANCHISE RECORD
1/20	@NYR	-	-	-	-	-	-	-	-	-	-	-	DNP
1/23	TOR	1	L	5	24	19	60	0.792	5.00	-	-	-	
1/25	@WPG	-	-	-	-	-	-	-	-	-	-	-	DNP
1/27	@OTT	1	W	1	32	31	65	0.969	0.92	1	3	0.333	
1/29	NYI	1	L	4	17	13	40	0.765	6.00	-	-	-	
1/31	@NYR	-	-	-	-	-	-	-	-	-	-	-	DNP
2/2	NJD	1	W	1	16	15	60	0.938	1.00	-	-	-	
2/3	@WSH	-	-	-	-	-	-	-	-	-	-	-	DNP
2/5	@NYI	1	W	2	34	32	60	0.941	2.00	-	-	-	
2/7	WSH	1	W	2	25	23	60	0.920	2.00	-	-	-	
2/9	@NJD	1	L	3	28	25	58	0.893	3.10	-	-	-	
2/10	NJD	-	-	-	-	-	-	-	-	-	-	-	DNP
2/13	OTT	1	W	2	29	27	60	0.931	2.00	-	-	-	
2/15	@WPG	1	W	1	26	25	60	0.962	1.00	-	-	-	
2/17	@BUF	1	W	3	33	30	60	0.909	3.00	-	-	-	
2/20	PHI	-	-	-	-	-	-	-	-	-	-	-	DNP
2/22	FLA	1	W	1	23	22	60	0.957	1.00	-	-	-	
2/24	TBL	1	W	3	30	27	60	0.900	3.00	-	-	-	
2/26	@FLA	1	L	1	13	12	30	0.923	2.00	-	-	-	
2/28	@CAR	1	L	4	29	25	59	0.862	4.07	-	-	-	
3/2	@MTL	-	-	-	-	-	-	-	-	-	-	-	DNP
3/4	TBL	1	W	3	28	25	60	0.893	3.00	-	-	-	
3/7	@PHI	1		4	18	14	20	0.778	12.00	-	-	-	
Half- Season Totals		17	11-5-0	41	432	391	932	0.905	2.64	1	3	0.333	

29 MARC-ANDRE FLEURY • G

Date	OPP	GP	Decision	Goals Against	Shots Faced	Saves Made	Minutes	Save %	GAA	Saves	Att	%	REMARKS
3/9	@TOR	1	W	4	26	22	65	0.846	3.69	2	2	1.000	
3/10	NYI	-	-	-	-	-	-	-	-	-	-	-	DNP
3/12	BOS	1	W	2	16	14	60	0.875	2.00	-	-	-	
3/14	@TOR	1	W	1	29	28	60	0.966	1.00	-	-	-	
3/16	NYR	1	W	0	23	23	60	1.000	0.00	-	-	-	TEAM RECORD 23RD SHUTOUT
3/17	BOS	-	-	-	-	-	-	-	-	-	-	-	DNP
3/19	WSH	1	W	1	29	28	60	0.966	1.00	-	-	-	
3/22	@NYI	-	-	-	-	-	-	-	-	-	-	-	DNP
3/24	PHI	1	W	1	28	27	63	0.964	0.95	-	-	-	
3/26	MTL	1	W	0	25	25	40	1.000	0.00	-	-	-	
3/28	WPG	-	-	-	-	-	-	-	-	-	-	-	INJ - UPPER BODY
3/30	NYI	-	-	-	-	-	-	-	-	-	-	-	DNP
4/2	BUF	1		0	16	16	36	1.000	0.00	-	-	-	
4/3	@NYR	1	L	6	39	33	60	0.846	6.00	-	-	-	
4/5	NYR	1	W	1	35	34	65	0.971	0.92	3	3	1.000	
4/9	@CAR	1	W	3	28	25	60	0.893	3.00	-	-	-	5TH STRAIGHT YEAR W/20 WINS
4/11	@TBL	-	-	-	-	-	-	-	-	-	-	-	DNP
4/13	@FLA	1	W	1	26	25	60	0.962	1.00	-	-	-	
4/17	MTL	1	W	4	35	31	60	0.886	4.00	-	-	-	
4/20	@BOS	-	-	-	-	-	-	-	-	-	-	-	DNP
4/22	@OTT	-	-	-	-	-	-	-	-	-	-	-	DND
4/23	BUF	1	L	3	32	29	59	0.906	3.05	-	-	-	
4/25	@NJD	1	L	3	32	29	59	0.906	3.05	-	-	-	
4/27	CAR	1	W	3	30	27	60	0.900	3.00	-	-	-	
Half- Season Totals		16	12-3-0	33	449	416	927	0.927	2.14	5	5	1.000	
Final Totals		33	23-8-0	74	881	807	1859	0.916	2.39	6	8	0.750	

TANNER GLASS • 15

Position: LW

Shoots: Left

Ht: 6-1

Wt: 210

DOB: 11/29/83

Birthplace: Regina, SK

Acquired: Signed as a free agent on July 1, 2012.



Up-To-Date Player Stats: Tanner Glass

2012-13 POSTSEASON


- Scored 1st career playoff goal in Game 1 vs. NY Islanders.
- Led team with 6 hits in Game 1 vs. NY Islanders.

2012-13 SEASON

- Played 1st season in a Penguins uniform.
- Led the team with 125 hits and 62 PIM.
- Valuable penalty killer averaged 1:17 shorthanded minutes per game.
- Scored 1st goal as a Penguin April 11 at Tampa Bay. The goal was also his 1st career power-play goal.
- Played 1st game with Penguins Jan. 19 at Philadelphia.
- Played his 300th NHL game April 3 at NY Rangers.
- Appeared in all 48 games this season.
- Had 1 assist and 75 PIM in 6 games with Banska Bystrica of Slovakian league during NHL work stoppage.

CAREER/PERSONAL

- Played parts of 6 NHL seasons with Florida, Vancouver, Winnipeg and Pittsburgh.
- Helped Vancouver reach the Stanley Cup Final in 2011, contributing a physical presence with 33 hits in 20 playoff games. Ranked 4th among Canucks with 130 hits in 2010-11.
- Made his NHL debut Nov. 12, 2007 against the Carolina Hurricanes while playing for the Florida Panthers. Scored first NHL goal Jan. 22, 2008 vs. Ottawa Senators.
- Drafted by Florida in the 9th round (265th overall) of the 2003 NHL Draft.
- Played 4 seasons at Dartmouth from 2003-07, majoring in history.
- Served as team captain his senior year and an alternate captain his junior season.
- Was presented with Dartmouth's McInnis Award his senior season in '06-07, which is given to the player who best reflects the spirit, camaraderie, loyalty and dedication to the men's hockey team.
- Married (Emily).



CAREER VS. NHL

	GP	G	A	PTS	PIM
ANA	8	0	1	1	7
BOS	12	0	2	2	7
BUF	11	1	1	2	12
CGY	11	0	0	0	36
CAR	15	0	2	2	2
CHI	10	1	2	3	11
COL	12	2	4	6	17
CBJ	7	0	0	0	2
DAL	9	0	0	0	18
DET	8	0	1	1	7
EDM	15	1	0	1	9
FLA	10	0	0	0	7
LAK	8	1	0	1	7
MIN	12	0	0	0	21
MTL	13	1	0	1	11
NSH	8	0	1	1	0
NJD	12	0	0	0	14
NYI	12	0	1	1	10
NYR	12	0	0	0	44
OTT	13	2	3	5	19
PHI	13	1	3	4	17
PHX	9	1	0	1	7
PIT	7	1	1	2	9
SJS	7	0	1	1	15
STL	9	0	2	2	16
TBL	11	2	1	3	8
TOR	14	0	1	1	17
VAN	2	0	0	0	0
WSH	14	0	0	0	13
WPG	6	0	0	0	5
Totals	310	14	27	41	368

CAREER HIGHS

Goals: 1 (14 times), 4/11/13 at TBL

Assists: 2 (1 time), 10/27/11 at PHI

Points: 3 (1 time), 10/27/11 (1G-2A)

SOG: 4 (6 times), 4/11/13 at TBL

PIM: 15, 12/27/09 at CGY

Hat Tricks: None

Goal Streak: 2, 11/26/09-11/28/09 (2G)

Assist Streak: None

Point Streak: 2, 11/26/09-11/28/09 (2G)



CAREER STATISTICS																	
REGULAR SEASON													PLAYOFFS				
YEAR	TEAM	LEAGUE	GP	G	A	PTS	PIM	+/-	PP	SH	GW	S	GP	G	A	PTS	PIM
2000-01	Yorkton	SMHL	39	31	29	60	120	--	--	--	--	--	--	--	--	--	--
2001-02	Penticton	BCHL	57	11	28	39	171	--	--	--	--	--	--	--	--	--	--
2002-03	Penticton	BCHL	32	15	25	40	108	--	--	--	--	--	--	--	--	--	--
	Nanaimo	BCHL	18	4	14	22	46	--	--	--	--	--	--	--	--	--	--
2003-04	Dartmouth	ECAC	26	4	7	11	18	--	--	--	--	--	--	--	--	--	--
2004-05	Dartmouth	ECAC	33	7	8	15	32	--	--	--	--	--	--	--	--	--	--
2005-06	Dartmouth	ECAC	33	12	16	28	56	--	--	--	--	--	--	--	--	--	--
2006-07	Dartmouth	ECAC	32	8	20	28	92	--	--	--	--	--	--	--	--	--	--
2007-08	Rochester	AHL	4	0	1	1	5	3	0	0	0	--	--	--	--	--	--
	Florida	NHL	41	1	1	2	39	-5	0	0	0	11	--	--	--	--	--
2008-09	Rochester	AHL	43	6	5	11	84	-10	0	0	0	--	--	--	--	--	--
	Florida	NHL	3	0	0	0	7	0	0	0	0	1	--	--	--	--	--
2009-10	Rochester	AHL	44	4	9	13	100	-4	0	0	0	--	--	--	--	--	--
	Vancouver	NHL	67	4	7	11	115	5	0	0	0	52	4	0	0	0	0
2010-11	Vancouver	NHL	73	3	7	10	72	-5	0	0	1	45	20	0	0	0	18
2011-12	Winnipeg	NHL	78	5	11	16	73	-12	0	0	1	86	--	--	--	--	--
2012-13	Banska Bystrica	SVK	6	0	1	1	75	-4	--	--	--	--	--	--	--	--	--
	PITTSBURGH	NHL	48	1	1	2	62	-11	1	0	0	38	5	1	0	1	4
NHL TOTALS			310	14	27	41	368	-28	1	0	2	233	29	1	0	1	22
PITTSBURGH TOTALS			48	1	1	2	62	-11	1	0	0	38	5	1	0	1	4

15 TANNER GLASS • LW

DATE	OPP	GP	GOALS	ASSISTS	POINTS	PIM	SHIFTS	TOI	WON	LOST	PCT	SHOTS	B/S	Hits	+/-	REMARKS
1/19	@PHI	1	0	0	0	0	20	13:02	0	1	0.00	1	1	3	E	1ST GAME W/ PGH
1/20	@NYR	1	0	0	0	5	16	09:02	0	1	0.00	2	1	4	-1	
1/23	TOR	1	0	0	0	0	20	11:10	1	1	0.50	1	1	3	-1	
1/25	@WPG	1	0	0	0	0	14	10:30	-	-	-	2	0	2	E	
1/27	@OTT	1	0	0	0	0	20	14:24	1	0	1.00	1	2	3	E	
1/29	NYI	1	0	0	0	0	15	12:39	1	0	1.00	3	0	2	E	
1/31	@NYR	1	0	0	0	0	14	10:18	0	1	0.00	0	1	4	E	
2/2	NJD	1	0	0	0	0	16	13:22	0	1	0.00	0	0	3	E	
2/3	@WSH	1	0	0	0	0	16	10:55	-	-	-	1	2	2	E	
2/5	@NYI	1	0	0	0	5	18	12:50	1	1	0.50	1	0	3	E	
2/7	WSH	1	0	0	0	0	15	13:33	2	2	0.50	0	1	2	E	
2/9	@NJD	1	0	0	0	2	15	09:22	0	2	0.00	1	0	1	-1	
2/10	NJD	1	0	0	0	0	10	09:25	-	-	-	0	0	3	E	
2/13	OTT	1	0	0	0	0	15	11:30	0	2	0.00	0	2	4	-1	
2/15	@WPG	1	0	0	0	0	17	12:43	1	0	1.00	1	0	3	1	
2/17	@BUF	1	0	0	0	7	13	09:11	1	0	1.00	1	0	2	E	
2/20	PHI	1	0	0	0	9	12	06:37	0	2	0.00	0	0	0	-1	
2/22	FLA	1	0	0	0	0	12	09:01	-	-	-	3	0	3	E	
2/24	TBL	1	0	0	0	0	17	11:35	0	2	0.00	1	0	4	-1	
2/26	@FLA	1	0	0	0	2	11	08:03	0	1	0.00	2	1	2	E	
2/28	@CAR	1	0	0	0	2	16	09:26	1	1	0.50	1	0	3	-1	
3/2	@MTL	1	0	0	0	2	11	06:31	-	-	-	0	0	1	-1	
3/4	TBL	1	0	0	0	0	11	09:56	1	0	1.00	0	0	4	-1	
3/7	@PHI	1	0	0	0	2	14	09:02	-	-	-	1	0	2	E	
Half-Season Totals		24	0	0	0	36	358	10:35	10	18	0.36	23	12	63	-8	

15 TANNER GLASS • LW

DATE	OPP	GP	GOALS	ASSISTS	POINTS	PIM	SHIFTS	TOI	WON	LOST	PCT	SHOTS	B/S	Hits	+/-	REMARKS
3/9	@TOR	1	0	0	0	0	12	07:25	0	1	0.00	1	1	5	-1	
3/10	NYI	1	0	0	0	0	14	13:13	-	-	-	0	0	1	E	
3/12	BOS	1	0	0	0	0	15	09:05	-	-	-	0	0	1	E	
3/14	@TOR	1	0	0	0	0	11	08:20	1	0	1.00	0	1	3	E	
3/16	NYR	1	0	0	0	2	13	09:42	-	-	-	0	0	1	E	
3/17	BOS	1	0	0	0	0	11	07:28	-	-	-	0	1	2	1	
3/19	WSH	1	0	0	0	0	13	08:40	-	-	-	0	0	3	E	
3/22	@NYI	1	0	0	0	0	13	09:25	-	-	-	1	1	1	E	
3/24	PHI	1	0	0	0	0	11	08:13	-	-	-	0	0	1	E	
3/26	MTL	1	0	0	0	0	13	09:17	1	2	0.33	0	1	2	E	
3/28	WPG	1	0	0	0	0	14	11:31	1	0	1.00	2	0	3	1	
3/30	NYI	1	0	0	0	0	17	11:27	4	0	1.00	1	1	3	1	
4/2	BUF	1	0	0	0	0	11	08:47	-	-	-	0	1	1	-1	
4/3	@NYR	1	0	0	0	17	10	07:42	0	3	0.00	0	0	3	-1	300TH NHL GAME
4/5	NYR	1	0	0	0	0	9	07:59	0	1	0.00	0	0	4	E	
4/9	@CAR	1	0	0	0	0	14	07:58	1	2	0.33	1	0	1	E	
4/11	@TBL	1	1	PP	0	1	0	09:27	1	1	0.50	4	0	6	E	1ST GOAL W/ PGH
4/13	@FLA	1	0	0	0	0	17	12:02	-	-	-	0	0	4	E	
4/17	MTL	1	0	0	0	2	14	10:08	1	1	0.50	2	1	4	-1	
4/20	@BOS	1	0	1	1	5	11	07:43	-	-	-	0	0	4	E	1ST ASSIST W/ PGH
4/22	@OTT	1	0	0	0	0	15	11:04	-	-	-	1	1	3	E	
4/23	BUF	1	0	0	0	0	10	09:07	-	-	-	1	0	2	E	
4/25	@NJD	1	0	0	0	0	12	10:58	2	0	1.00	0	0	0	-1	
4/27	CAR	1	0	0	0	0	15	12:42	-	-	-	1	0	4	-1	
Second-Half Totals		24	1	1	2	26	310	09:33	12	11	0.52	15	9	62	-3	
Final Totals		48	1	1	2	62	668	10:05	22	29	0.43	38	21	125	-11	

ERIC HARTZELL • 31

Position: G**Catches:** Left**Ht:** 6-4**Wt:** 205**DOB:** 5/28/89**Birthplace:** White Bear Lake, MN**Acquired:** Signed as free agent on April 14, 2013.
[Up-To-Date Player Stats: Eric Hartzell](#)

2012-13 POSTSEASON


- Served as practice goaltender as he is not eligible for the postseason because he signed with the Penguins following the April 3 trading deadline.

2012-13 SEASON

- Led Quinnipiac to school's 1st-ever Frozen Four and championship game appearance.
- Finalist for Hobey Baker Award as NCAA's top college hockey player after going 30-7-5 with a 1.57 goals-against average and .933 save percentage.
- Named NCAA First-Team All-American, 2013 ECAC Player of the Year, ECAC Ken Dryden Goaltender of the Year, ECAC First-Team, All-New England All-Star team and CollegeHockeyNews.com's First-Team.
- Led NCAA in minutes played (2522:02) and tied for 3rd with 5 shutouts.

CAREER/PERSONAL

- Played 4 seasons of college hockey at Quinnipiac of the Eastern Collegiate Athletic Conference from 2009-13.
- Ended college career with 58-27-17 record, 1.96 goals-against average, .924 save percentage and 10 shutouts in 106 games.
- His 1.96 GAA set a Quinnipiac school record.
- Played 3 seasons with Sioux Falls of the United States Hockey League from 2006-09.
- Posted 39-32-4 record in 79 career games with Stampede.
- Signed through 2012-13 season.



CAREER VS. NHL

	GP	MP	GA	GAA	REC
ANA	--	--	--	--	--
BOS	--	--	--	--	--
BUF	--	--	--	--	--
CGY	--	--	--	--	--
CAR	--	--	--	--	--
CHI	--	--	--	--	--
COL	--	--	--	--	--
CBJ	--	--	--	--	--
DAL	--	--	--	--	--
DET	--	--	--	--	--
EDM	--	--	--	--	--
FLA	--	--	--	--	--
LAK	--	--	--	--	--
MIN	--	--	--	--	--
MTL	--	--	--	--	--
NSH	--	--	--	--	--
NJD	--	--	--	--	--
NYI	--	--	--	--	--
NYR	--	--	--	--	--
OTT	--	--	--	--	--
PHI	--	--	--	--	--
PHX	--	--	--	--	--
PIT	--	--	--	--	--
SJS	--	--	--	--	--
STL	--	--	--	--	--
TBL	--	--	--	--	--
TOR	--	--	--	--	--
VAN	--	--	--	--	--
WSH	--	--	--	--	--
WPG	--	--	--	--	--
Totals	--	--	--	--	--

CAREER HIGHS

Shots faced: None**Saves:** None**Shutouts:** None**Win streak:** None**Shutout streak:** None



CAREER STATISTICS

[illegible]

31 ERIC HARTZELL • G

[illegible]

[illegible]

JAROME IGINLA • 12

Position: RW

Shoots: Right

Ht: 6-1

Wt: 210

DOB: 7/1/77

Birthplace: Edmonton, AB

Acquired: From Calgary for Kenny Agostino, Ben Hanowski and 2013 first-round draft pick.


CAREER VS. NHL

	GP	G	A	PTS	PIM
ANA	62	28	30	58	66
BOS	19	7	8	15	9
BUF	20	8	4	12	6
CGY	--	--	--	--	--
CAR	18	11	8	19	19
CHI	60	24	25	49	25
COL	91	37	41	78	79
CBJ	46	24	26	50	36
DAL	60	16	22	38	57
DET	62	21	34	55	68
EDM	89	34	48	82	84
FLA	20	8	7	15	13
LAK	62	29	31	60	44
MIN	70	35	30	65	17
MTL	28	12	14	26	14
NSH	50	30	25	55	17
NJD	18	6	9	15	11
NYI	18	8	6	14	9
NYR	20	12	8	20	6
OTT	24	7	8	15	8
PHI	18	7	8	15	17
PHX	61	34	22	56	49
PIT	18	7	5	12	10
SJS	63	26	24	50	35
STL	62	28	42	70	36
TBL	19	13	8	21	8
TOR	34	15	16	31	14
VAN	89	28	45	73	76
WSH	18	6	10	16	5
WPG	13	9	12	21	2
Totals	1232	530	576	1106	840

CAREER HIGHS

Goals: 4 (1 time), 2/23/03 at PHX

Assists: 3 (14 times), 10/22/10 at CBJ

Points: 5 (2 times), 3/1/09 vs. TBL

Up-To-Date Player Stats: Jarome Iginla

2012-13 POSTSEASON

- Set new career-long 7-game point streak (2G-8A).
- Recorded a point in all 6 games vs. NY Islanders. His 7 assists, 9 points were single-series career highs.
- Notched 5th career 2-goal game in Game 4 vs. Ottawa. Has 4 multi-point games.
- His 8 assists ranked 3rd (tied) on team.

2012-13 SEASON

- Joined Penguins after spending the first 16 years of career in Calgary. Finished year with 14 goals, 19 assists and 33 points in 44 games with Calgary and Pittsburgh.
- Scored 1st goal as a Penguin (on a power play) April 2 vs. Buffalo. Made Penguins debut March 30 vs. NY Islanders, recording 3 shots.
- Posted his 1,100th career NHL point with a goal April 17 vs. Montreal. Played 1,200th career NHL game Feb. 15 vs. St. Louis.

CAREER/PERSONAL

- Nickname – "Iggy"
- Spent his first 15-plus NHL seasons with Calgary, serving as captain for past 9 seasons. Calgary franchise's all-time leader in games played (1,219), goals (525) and points (1,095). Played 1,000th NHL game Feb. 5, 2010.
- Has won the Art Ross (scoring champion, 2002), Lester B. Pearson (outstanding player as voted by peers, 2002), "Rocket" Richard (goal-scoring champion, 2002, '04), King Clancy (leadership/community work, 2004) and Mark Messier Leadership Award (2009).
- Led Calgary to Stanley Cup Final in 2004, losing in 7 games to Tampa Bay. Led NHL with 13 postseason goals while ranking 3rd with 22 points.
- Won two Winter Olympic gold medals with Team Canada (2002, Salt Lake City; 2010, Vancouver). In 2010 Games, played with Sidney Crosby (set up Crosby's gold medal-winning overtime goal against Team USA), Marc-Andre Fleury and Brenden Morrow. In 2002 Games, played with Penguins owner/Hall of Famer Mario Lemieux.
- Ranks 5th in points among active players with 1,106 points (530G-576A) in 1,232 games. His 530 career goals place 3rd among active players (Jaromir Jagr, 681; Teemu Selanne, 674).
- Named an NHL All-Star 7 times. Named First-Team All-Star 3 times (2001-02; '07-08; '08-09) and Second-Team All-Star once (2003-04). Named to NHL All-Rookie Team (1996-97).
- Originally drafted by Dallas in 1st round (11th overall) of 1995 NHL Draft. Traded to Calgary along with Corey Millen Dec. 19, 1995 in exchange for Joe Nieuwendyk.
- Represented Canada in 3 Olympics (2002, '06, '10), World Cup (2004, '05), World Championship (1996), World Junior Championship (1995) and U-18 WJC (1993). Won 2 Olympic gold medals (2002, '10), World Cup of Hockey championship (2004), World Championship gold (1997) and World Junior Championship gold (1996).


SOG: 10 (4 times), 3/15/07 at DAL

PIM: 19 (1 time), 10/28/03 at COL

Hat Tricks: 12, 4/6/11 vs. EDM (3G)

Goal Streak: 6, 11/28/06-12/12/06 (7G)

Assist Streak: 6, 10/22/01-11/3/01 (10A)

Point Streak: 16, 1/29/00-3/5/00 (12G-14A)

- Played 3 seasons in the Western Hockey League with Kamloops – winning 2 Memorial Cup championships (1994 and '95). Named WHL Player of the Year and First-Team All-Star in 1995-96.
- Married (Kara); 2 sons (Tij, Joe); 1 daughter (Jade).
- Signed through 2012-13 season.



CAREER STATISTICS

REGULAR SEASON

PLAYOFFS

YEAR	TEAM	LEAGUE	GP	G	A	PTS	PIM	+/-	PP	SH	GW	S	GP	G	A	PTS	PIM
1991-92	St. Albert	AMHL	36	26	30	56	22	--	--	--	--	--	--	--	--	--	--
1992-93	St. Albert	AMHL	36	34	53	87	20	--	--	--	--	--	--	--	--	--	--
1993-94	Kamloops	WHL	48	6	23	29	33	--	--	--	--	--	19	3	6	9	10
	Kamloops	M-CUP	4	0	2	2	4	--	--	--	--	--	--	--	--	--	--
	Canada	U-18	5	4	9	13	0	--	--	--	--	--	--	--	--	--	--
1994-95	Kamloops	WHL	72	33	38	71	111	--	--	--	--	--	21	7	11	18	34
	Kamloops	M-CUP	4	4	2	6	7	--	--	--	--	--	--	--	--	--	--
1995-96	Calgary	NHL	--	--	--	--	--	--	--	--	--	--	2	1	1	2	0
	Kamloops	WHL	63	63	73	136	120	--	--	--	--	--	16	16	13	29	44
	Canada	WJC	6	5	7	12	4	--	--	--	--	--	--	--	--	--	--
1996-97	Calgary	NHL	82	21	29	50	37	-4	8	1	3	169	--	--	--	--	--
	Canada	WC	11	2	3	5	2	--	--	--	--	--	--	--	--	--	--
1997-98	Calgary	NHL	70	13	19	32	29	-10	0	2	1	154	--	--	--	--	--
1998-99	Calgary	NHL	82	28	23	51	58	1	7	0	4	211	--	--	--	--	--
1999-00	Calgary	NHL	77	29	34	63	26	0	12	0	4	256	--	--	--	--	--
2000-01	Calgary	NHL	77	31	40	71	62	-2	10	0	4	229	--	--	--	--	--
2001-02	Calgary	NHL	82	52*	44	96*	77	27	16	1	7	311	--	--	--	--	--
	Canada	OLY	6	3	1	4	0	--	--	--	--	--	--	--	--	--	--
2002-03	Calgary	NHL	75	35	32	67	49	-10	11	3	6	316	--	--	--	--	--
2003-04	Calgary	NHL	81	41*	32	73	84	21	8	4	10	265	26	13*	9	22	45
2004-05	Canada	W-CUP	6	2	1	3	2	5	--	--	--	--	--	--	--	--	--
2005-06	Calgary	NHL	82	35	32	67	86	5	17	1	6	293	7	5	3	8	11
	Canada	OLY	6	2	1	3	4	--	--	--	--	--	--	--	--	--	--
2006-07	Calgary	NHL	70	39	55	94	40	12	13	1	7	264	6	2	2	4	12
2007-08	Calgary	NHL	82	50	48	98	83	27	15	0	9	338	7	4	5	9	2
2008-09	Calgary	NHL	82	35	54	89	37	-2	10	0	4	289	6	3	1	4	0
2009-10	Calgary	NHL	82	32	37	69	58	-2	10	0	5	257	--	--	--	--	--
	Canada	OLY	7	5	2	7	0	--	--	--	--	--	--	--	--	--	--
2010-11	Calgary	NHL	82	43	43	86	40	0	14	0	6	289	--	--	--	--	--
2011-12	Calgary	NHL	82	32	35	67	43	-10	8	0	5	251	--	--	--	--	--
2012-13	Calgary	NHL	31	9	13	22	22	-7	2	0	2	100	--	--	--	--	--
	PITTSBURGH	NHL	13	5	6	11	9	2	4	0	1	34	11	4	8	12	14
NHL TOTALS			1232	530	576	1106	840	48	165	13	84	4026	65	32	29	61	84
PITTSBURGH TOTALS			13	5	6	11	9	2	4	0	1	34	11	4	8	12	14

*NHL LEADER

12 JAROME IGINLA • RW

DATE	OPP	GP	GOALS	ASSISTS	POINTS	PIM	SHIFTS	TOI	WON	LOST	PCT	SHOTS	B/S	Hits	+/-	REMARKS
1/19	@PHI	-	-	-	-	-	-	-	-	-	-	-	-	-	-	WITH CALGARY
1/20	@NYR	-	-	-	-	-	-	-	-	-	-	-	-	-	-	WITH CALGARY
1/23	TOR	-	-	-	-	-	-	-	-	-	-	-	-	-	-	WITH CALGARY
1/25	@WPG	-	-	-	-	-	-	-	-	-	-	-	-	-	-	WITH CALGARY
1/27	@OTT	-	-	-	-	-	-	-	-	-	-	-	-	-	-	WITH CALGARY
1/29	NYI	-	-	-	-	-	-	-	-	-	-	-	-	-	-	WITH CALGARY
1/31	@NYR	-	-	-	-	-	-	-	-	-	-	-	-	-	-	WITH CALGARY
2/2	NJD	-	-	-	-	-	-	-	-	-	-	-	-	-	-	WITH CALGARY
2/3	@WSH	-	-	-	-	-	-	-	-	-	-	-	-	-	-	WITH CALGARY
2/5	@NYI	-	-	-	-	-	-	-	-	-	-	-	-	-	-	WITH CALGARY
2/7	WSH	-	-	-	-	-	-	-	-	-	-	-	-	-	-	WITH CALGARY
2/9	@NJD	-	-	-	-	-	-	-	-	-	-	-	-	-	-	WITH CALGARY
2/10	NJD	-	-	-	-	-	-	-	-	-	-	-	-	-	-	WITH CALGARY
2/13	OTT	-	-	-	-	-	-	-	-	-	-	-	-	-	-	WITH CALGARY
2/15	@WPG	-	-	-	-	-	-	-	-	-	-	-	-	-	-	WITH CALGARY
2/17	@BUF	-	-	-	-	-	-	-	-	-	-	-	-	-	-	WITH CALGARY
2/20	PHI	-	-	-	-	-	-	-	-	-	-	-	-	-	-	WITH CALGARY
2/22	FLA	-	-	-	-	-	-	-	-	-	-	-	-	-	-	WITH CALGARY
2/24	TBL	-	-	-	-	-	-	-	-	-	-	-	-	-	-	WITH CALGARY
2/26	@FLA	-	-	-	-	-	-	-	-	-	-	-	-	-	-	WITH CALGARY
2/28	@CAR	-	-	-	-	-	-	-	-	-	-	-	-	-	-	WITH CALGARY
3/2	@MTL	-	-	-	-	-	-	-	-	-	-	-	-	-	-	WITH CALGARY
3/4	TBL	-	-	-	-	-	-	-	-	-	-	-	-	-	-	WITH CALGARY
3/7	@PHI	-	-	-	-	-	-	-	-	-	-	-	-	-	-	WITH CALGARY
Half-Season Totals		0	0	0	0	0	0	-	0	0	-	0	0	0	0	

12

JAROME IGINLA • RW

DATE	OPP	GP	GOALS	ASSISTS	POINTS	PIM	SHIFTS	TOI	WON	LOST	PCT	SHOTS	B/S	Hits	+/-	REMARKS	
3/9	@TOR	-	-	-	-	-	-	-	-	-	-	-	-	-	-	WITH CALGARY	
3/10	NYI	-	-	-	-	-	-	-	-	-	-	-	-	-	-	WITH CALGARY	
3/12	BOS	-	-	-	-	-	-	-	-	-	-	-	-	-	-	WITH CALGARY	
3/14	@TOR	-	-	-	-	-	-	-	-	-	-	-	-	-	-	WITH CALGARY	
3/16	NYR	-	-	-	-	-	-	-	-	-	-	-	-	-	-	WITH CALGARY	
3/17	BOS	-	-	-	-	-	-	-	-	-	-	-	-	-	-	WITH CALGARY	
3/19	WSH	-	-	-	-	-	-	-	-	-	-	-	-	-	-	WITH CALGARY	
3/22	@NYI	-	-	-	-	-	-	-	-	-	-	-	-	-	-	WITH CALGARY	
3/24	PHI	-	-	-	-	-	-	-	-	-	-	-	-	-	-	WITH CALGARY	
3/26	MTL	-	-	-	-	-	-	-	-	-	-	-	-	-	-	WITH CALGARY	
3/28	WPG	-	-	-	-	-	-	-	-	-	-	-	-	-	-	CALGARY DND - ARRIVING IN PGH	
3/30	NYI	1	0	0	0	0	20	17:30	-	-	-	3	0	2	1	PGH DEBUT	
4/2	BUF	1	1	PP	0	1	0	19	19:21	0	1	0.00	6	1	2	-1	1ST GOAL W/ PGH
4/3	@NYR	1	0	0	0	0	19	17:12	-	-	-	0	0	1	E		
4/5	NYR	1	0	0	0	0	22	20:13	0	1	0.00	1	1	1	E		
4/9	@CAR	1	0	1	1	0	20	15:44	-	-	-	3	0	1	1	1ST ASSIST W/ PGH	
4/11	@TBL	1	0	2	2 PP	2	0	22	17:22	-	-	-	0	0	0	E	
4/13	@FLA	1	0	0	0	0	20	18:10	-	-	-	1	0	1	E		
4/17	MTL	1	1	PP	1	2	0	20	17:28	2	1	0.67	1	2	1	1	1,100TH CAREER POINT
4/20	@BOS	1	1	PP	0	1	5	18	16:27	1	1	0.50	3	0	0	-1	
4/22	@OTT	1	1	0	1	0	18	16:25	0	1	0.00	5	0	0	1	GWG	
4/23	BUF	1	1	PP	0	1	0	19	18:42	1	0	1.00	8	0	0	-1	
4/25	@NJD	1	0	0	0	2	19	19:00	0	1	0.00	1	0	0	E		
4/27	CAR	1	0	2	2	2	20	16:07	-	-	-	2	1	0	1		
Second-Half Totals		13	5	6	11	9	256	17:40	4	6	0.40	34	5	9	2		
Final Totals		13	5	6	11	9	256	17:40	4	6	0.40	34	5	9	2		

DUSTIN JEFFREY • 17

Position: C

Shoots: Left

Ht: 6-1

Wt: 205

DOB: 2/27/88

Birthplace: Sarnia, ON

Acquired: Selected by Penguins in sixth round (171st overall) of 2007 NHL Draft.




Up-To-Date Player Stats: Dustin Jeffrey

2012-13 POSTSEASON

- Did not dress in rounds 1 and 2.

2012-13 SEASON

- Finished his 3rd NHL season with 3 goals and 6 points in 24 games played.
- Filled a variety of roles and spots in the lineup throughout the season – including working the point on the 2nd power-play unit.
- Scored 1 goal, 2 points April 22 at Ottawa.
- Tallied 11 goals and 23 points in 20 games with Zagreb Medvescak of the Austrian League during the NHL work stoppage.



CAREER/PERSONAL

- Nickname - "Jeffer"
- Saw action the past 3 seasons in the NHL with Penguins.
- Played first NHL season with the Penguins in 2010-11, appearing in 25 games. Rookie campaign cut short after tearing ACL March 24 at Philadelphia.
- Scored 2 goals, including overtime game-winner, March 5, 2011 at Boston.
- List of NHL firsts: game (Dec. 26, 2008 at New Jersey); point/assist (Dec. 30, 2008 vs. Boston); goal (Jan. 1, 2009 at Boston).
- Played 3-plus seasons with Wilkes-Barre/Scranton of the American Hockey League from 2008-11.
- Helped Wilkes-Barre/Scranton reach Calder Cup Final in 2008.
- Earned back-to-back selections to the AHL Canadian All-Star Team in 2010 and '11, although he missed the '11 contest due to being recalled by Pittsburgh.
- Played 4 years in Ontario Hockey League with Mississauga and Sault Ste. Marie from 2004-08.
- Posted back-to-back 90-point seasons for Sault Ste. Marie (2006-07, 2007-08). Named to Team OHL for '06 ADT Canada-Russia Challenge.
- Received the Dr. Bill Kelly Award as the Sault Ste. Marie Greyhounds Most Gentlemanly Player in 2006 and '07.
- Signed through 2012-13 season.

CAREER VS. NHL

	GP	G	A	PTS	PIM
ANA	2	0	0	0	0
BOS	7	3	2	5	2
BUF	6	2	1	3	0
CGY	-	-	-	-	-
CAR	5	1	0	1	2
CHI	-	-	-	-	-
COL	1	0	0	0	0
CBJ	2	0	0	0	0
DAL	-	-	-	-	-
DET	1	0	0	0	0
EDM	1	0	0	0	0
FLA	4	2	0	2	0
LAK	1	0	1	1	0
MIN	-	-	-	-	-
MTL	7	2	1	3	0
NSH	1	0	0	0	0
NJD	7	0	0	0	0
NYI	7	0	1	1	0
NYR	8	1	2	3	2
OTT	2	1	3	4	0
PHI	7	1	0	1	2
PHX	-	-	-	-	-
PIT	-	-	-	-	-
SJS	1	0	0	0	0
STL	1	0	0	0	0
TBL	4	0	0	0	0
TOR	7	1	0	1	0
VAN	-	-	-	-	-
WSH	6	0	1	1	0
WPG	2	1	0	1	0
Totals	90	15	12	27	8

CAREER HIGHS

Goals: 2 (2 times), 1/20/12 vs. MTL

Assists: 2 (2 times), 3/16/13 vs. NYR

Points: 3 (1 time), 1/20/12 vs. MTL (2G-1A)

SOG: 4 (4 times), 1/20/12 vs. MTL

PIM: 2 (4 times), 1/19/13 at PHI

Hat Tricks: None

Goal Streak: None

Assist Streak: None

Point Streak: 3, 1/22/11-2/1/11 (2G-1A)



CAREER STATISTICS

YEAR	TEAM	LEAGUE	REGULAR SEASON										PLAYOFFS				
			GP	G	A	PTS	PIM	+/-	PP	SH	GW	S	GP	G	A	PTS	PIM
2004-05	Mississauga	OHL	53	10	15	25	20	9	3	2	--	--	--	--	--	--	--
2005-06	Mississauga	OHL	30	6	9	15	26	-11	4	0	--	--	--	--	--	--	--
	Sault Ste. Marie	OHL	39	12	11	23	10	6	4	0	--	--	4	1	2	3	2
2006-07	Sault Ste. Marie	OHL	68	34	58	92	40	7	16	3	--	--	13	6	12	18	11
2007-08	Sault Ste. Marie	OHL	56	38	59	97	30	25	17	7	--	--	14	3	8	11	12
	Wilkes-Barre	AHL	--	--	--	--	--	--	--	--	--	--	15	2	1	3	4
2008-09	PITTSBURGH	NHL	14	1	2	3	0	4	0	0	0	18	--	--	--	--	--
	Wilkes-Barre	AHL	63	11	26	37	31	7	4	1	2	123	12	5	5	10	8
2009-10	PITTSBURGH	NHL	1	0	0	0	0	0	0	0	0	0	--	--	--	--	--
	Wilkes-Barre	AHL	77	24	47	71	16	16	4	3	--	236	4	0	1	1	6
2010-11	PITTSBURGH	NHL	25	7	5	12	4	5	1	0	1	39	--	--	--	--	--
	Wilkes-Barre	AHL	40	17	28	45	8	13	4	6	--	151	--	--	--	--	--
2011-12	PITTSBURGH	NHL	26	4	2	6	2	-4	0	1	0	33	--	--	--	--	--
	Wilkes-Barre	AHL	2	0	1	1	0	0	0	0	0	3	--	--	--	--	--
2012-13	Zagreb Medvescak	AUS	20	11	12	23	20	6	--	--	--	--	--	--	--	--	--
	PITTSBURGH	NHL	24	3	3	6	2	1	0	0	0	26	--	--	--	--	--
PIT/NHL TOTALS			90	15	12	27	8	6	1	1	1	116	--	--	--	--	--

17

DUSTIN JEFFREY • LW

DATE	OPP	GP	GOALS	ASSISTS	POINTS	PIM	SHIFTS	TOI	WON	LOST	PCT	SHOTS	B/S	Hits	+/-	REMARKS
1/19	@PHI	1	0	0	0	2	15	08:49	5	3	0.63	0	0	1	E	
1/20	@NYR	-	-	-	-	-	-	-	-	-	-	-	-	-	-	DND
1/23	TOR	-	-	-	-	-	-	-	-	-	-	-	-	-	-	DND
1/25	@WPG	-	-	-	-	-	-	-	-	-	-	-	-	-	-	DND
1/27	@OTT	-	-	-	-	-	-	-	-	-	-	-	-	-	-	DND
1/29	NYI	1	0	0	0	0	14	13:20	0	1	0.00	2	0	0	E	
1/31	@NYR	1	0	0	0	0	14	10:20	-	-	-	1	0	0	1	
2/2	NJD	-	-	-	-	-	-	-	-	-	-	-	-	-	-	DND
2/3	@WSH	-	-	-	-	-	-	-	-	-	-	-	-	-	-	DND
2/5	@NYI	-	-	-	-	-	-	-	-	-	-	-	-	-	-	DND
2/7	WSH	-	-	-	-	-	-	-	-	-	-	-	-	-	-	DND
2/9	@NJD	-	-	-	-	-	-	-	-	-	-	-	-	-	-	DND
2/10	NJD	1	0	0	0	0	12	08:30	0	2	0.00	1	0	0	E	
2/13	OTT	-	-	-	-	-	-	-	-	-	-	-	-	-	-	DND
2/15	@WPG	-	-	-	-	-	-	-	-	-	-	-	-	-	-	DND
2/17	@BUF	-	-	-	-	-	-	-	-	-	-	-	-	-	-	DND
2/20	PHI	-	-	-	-	-	-	-	-	-	-	-	-	-	-	DND
2/22	FLA	1	1	0	1	0	13	09:23	2	6	0.25	2	0	1	1	
2/24	TBL	1	0	0	0	0	16	13:00	5	8	0.38	1	1	0	E	
2/26	@FLA	1	1	0	1	0	16	11:19	3	7	0.30	1	0	0	E	
2/28	@CAR	1	0	0	0	0	18	12:06	2	8	0.20	2	0	0	E	
3/2	@MTL	1	0	0	0	0	17	12:50	5	6	0.45	3	0	1	-2	
3/4	TBL	1	0	0	0	0	14	10:46	-	-	-	1	0	0	-1	
3/7	@PHI	1	0	0	0	0	14	09:39	4	3	0.57	1	0	0	E	
Half-Season Totals		11	2	0	2	2	163	10:55	26	44	0.37	15	1	3	-1	

17

DUSTIN JEFFREY • LW

DATE	OPP	GP	GOALS	ASSISTS	POINTS	PIM	SHIFTS	TOI	WON	LOST	PCT	SHOTS	B/S	Hits	+/-	REMARKS
3/9	@TOR	1	0	0	0	0	12	08:48	2	4	0.33	0	0	0	E	
3/10	NYI	1	0	0	0	0	17	13:49	9	4	0.69	0	0	1	1	
3/12	BOS	1	0	0	0	0	16	12:59	5	7	0.42	1	0	0	E	
3/14	@TOR	1	0	0	0	0	16	11:46	7	5	0.58	2	0	0	-1	
3/16	NYR	1	0	2	2	0	16	11:21	3	4	0.43	0	0	0	2	
3/17	BOS	1	0	0	0	0	16	12:18	5	3	0.63	0	1	0	E	
3/19	WSH	1	0	0	0	0	16	11:56	3	9	0.25	1	1	0	E	
3/22	@NYI	1	0	0	0	0	15	11:49	7	4	0.64	1	0	0	-1	
3/24	PHI	1	0	0	0	0	19	13:31	3	5	0.38	1	0	0	E	
3/26	MTL	1	0	0	0	0	16	11:56	4	9	0.31	1	0	1	E	
3/28	WPG	-	-	-	-	-	-	-	-	-	-	-	-	-	-	DND
3/30	NYI	-	-	-	-	-	-	-	-	-	-	-	-	-	-	DND
4/2	BUF	1	0	0	0	0	15	10:49	7	3	0.70	2	1	0	-1	
4/3	@NYR	-	-	-	-	-	-	-	-	-	-	-	-	-	-	DND
4/5	NYR	-	-	-	-	-	-	-	-	-	-	-	-	-	-	DND
4/9	@CAR	-	-	-	-	-	-	-	-	-	-	-	-	-	-	DND
4/11	@TBL	-	-	-	-	-	-	-	-	-	-	-	-	-	-	DND
4/13	@FLA	-	-	-	-	-	-	-	-	-	-	-	-	-	-	DND
4/17	MTL	-	-	-	-	-	-	-	-	-	-	-	-	-	-	DND
4/20	@BOS	-	-	-	-	-	-	-	-	-	-	-	-	-	-	DND
4/22	@OTT	1	1	1	2	0	20	14:49	9	3	0.75	1	1	1	2	
4/23	BUF	1	0	0	0	0	11	10:25	4	2	0.67	1	0	0	E	
4/25	@NJD	-	-	-	-	-	-	-	-	-	-	-	-	-	-	DND
4/27	CAR	-	-	-	-	-	-	-	-	-	-	-	-	-	-	DND
Second-Half Totals		13	1	3	4	0	205	12:01	68	62	0.52	11	4	3	2	
Final Totals		24	3	3	6	2	368	11:29	94	106	0.47	26	5	6	1	

JUSSI JOKINEN • 36

Position: C**Shoots:** Left**Ht:** 5-11**Wt:** 198**DOB:** 4/1/83**Birthplace:** Kalajoki, Finland**Acquired:** From Carolina for 2013 conditional draft pick.

CAREER VS. NHL

	GP	G	A	PTS	PIM
ANA	25	4	9	13	10
BOS	20	4	9	13	12
BUF	26	3	8	11	20
CGY	15	2	7	9	8
CAR	10	4	5	9	0
CHI	14	3	6	9	6
COL	17	6	7	13	4
CBJ	15	2	6	8	10
DAL	6	1	2	3	2
DET	13	2	7	9	10
EDM	15	5	8	13	4
FLA	32	6	9	15	10
LAK	24	3	9	12	2
MIN	18	4	12	16	2
MTL	21	2	5	7	6
NSH	16	1	8	9	6
NJD	21	7	4	11	20
NYI	21	4	7	11	10
NYR	21	5	2	7	6
OTT	20	0	8	8	10
PHI	18	7	9	16	16
PHX	25	6	8	14	12
PIT	19	5	12	17	2
SJS	26	4	6	10	6
STL	14	2	9	11	2
TBL	24	9	9	18	12
TOR	16	5	10	15	0
VAN	13	2	6	8	0
WSH	29	10	12	22	14
WPG	25	10	10	20	10
Totals	579	128	229	357	232

Up-To-Date Player Stats: Jussi Jokinen

2012-13 POSTSEASON

- Led team by winning 63.9% of faceoffs (39 of 61).
- Posted 2 assists in Game 1 vs. NY Islanders, his 3rd career multi-point playoff game.
- Went 6-0 in Game 4 and 7-1 in Game 2 in faceoffs vs. NY Islanders.

2012-13 SEASON

- Totaled 13 goals and 22 points in 43 games with Carolina and Pittsburgh.
- Posted 7 goals (plus a shootout-deciding goal) and 11 points in 10 games with the Penguins.
- Recorded 2 3-point games with the Penguins: April 11 at Tampa Bay (2G-1A); April 20 at Boston (1G-2A).
- Ranked 2nd on team in faceoff percentage (57.9).
- In Penguins debut, scored team's only goal and added game-deciding shootout goal in 2-1 win April 5 vs. NY Rangers.
- Posted 21 points (7G-14A) in 21 games for Karpat of Finnish League during the NHL work stoppage.

CAREER/PERSONAL

- Played nearly 600 games in 8 NHL seasons with Dallas, Tampa Bay, Carolina and Pittsburgh.
- Scored clutch goals to help Carolina reach Eastern Conference final in 2009. Deflected puck past New Jersey's Martin Brodeur with 0.2 seconds left in regulation in Game 4. Scored game-tying goal with 1:20 left in Game 7 at New Jersey (Carolina won in overtime). Scored overtime winner and had an assist in Game 3 vs. Boston.
- Has won 53.9 percent of his faceoffs in his career.
- Has scored 31 of 67 career shootout attempts – the 3rd highest total (tied) in NHL history.
- Best season was in 2009-10 when he set career highs in goals (30), points (65), power-play goals (10) and game-winning goals (6) with Carolina.
- Played 500th career NHL game Jan. 14, 2012 vs. Boston.
- Led NHL in shootout goals after scoring in 10 of 13 attempts during rookie season in 2005-06 with Dallas.
- List of NHL firsts: game (Oct. 5, 2005 vs. Los Angeles); goal/point (Oct. 11, 2005 vs. Phoenix).
- Represented Finland in Winter Olympics (2006), World Championships (2005, '06, '08, '10, '12), World Junior Championship (2002, '03), U-18 World Junior Championship (2001).



CAREER HIGHS

Goals: 4 (1 time), 11/16/07 vs. COL**Assists:** 2 (32 times), 4/20/13 at BOS**Points:** 4 (2 times), 11/19/10 at PIT (2G-2A)**SOG:** 6 (5 times), 3/23/12 at CBJ**PIM:** 6 (1 time), 3/7/12 at BUF**Hat Tricks:** 1, 11/16/07 vs. COL (4G)**Goal Streak:** 3, 2/22/11-2/26/11 (4)**Assist Streak:** 6, 3/9/07-3/18/07 (8)**Point Streak:** 10, 1/28/10-3/2/10 (9G-4A)

- Led Finland in scoring with 8 points (2G-6A) and won bronze medal in 2002 WJC. Also won bronze medals in 2008 WC, '06 WC, '03 WJC and '01 U-18 WJC.
- Helped lead Karpat to back-to-back league championships in 2004 and '05.
- Enjoys watching the NFL. Favorite team is the Dallas Cowboys after beginning his NHL career with the Stars in Dallas.
- Favorite player growing up was Jaromir Jagr.
- First hockey memory is scoring game-winning shootout goal in final game of hockey tournament when he was 8 years old.
- First job was working on his father's potato farm.
- Married (Salla); Daughter (Sandra)
- Signed through 2013-14 season.



CAREER STATISTICS

YEAR	TEAM	LEAGUE	REGULAR SEASON										PLAYOFFS				
			GP	G	A	PTS	PIM	+/-	PP	SH	GW	S	GP	G	A	PTS	PIM
1999-00	Karpat Oulu	FIN U-18	15	6	25	31	14	--	--	--	--	--	6	2	3	5	0
	Karpat Oulu	FIN-JR.	28	4	7	11	14	--	--	--	--	--	--	--	--	--	--
2000-01	Karpat Oulu	JIN U-18	1	2	1	3	0	--	--	--	--	--	--	--	--	--	--
	Karpat Oulu	FIN-JR.	41	18	31	49	69	--	--	--	--	--	6	2	1	3	0
	Finland	U-18 WJC	6	2	0	2	2	--	--	--	--	--	--	--	--	--	--
2001-02	Karpat Oulu	FIN-JR.	2	4	1	5	2	--	--	--	--	--	1	1	1	2	0
	Karpat Oulu	FIN	54	10	6	16	38	--	--	--	--	--	4	1	0	1	0
	Finland	WJC	7	2	6	8	2	--	--	--	--	--	--	--	--	--	--
2002-03	Karpat Oulu	FIN	51	14	23	37	10	--	--	--	--	--	15	2	1	3	33
	Finland	WJC	7	6	2	8	2	--	--	--	--	--	--	--	--	--	--
2003-04	Karpat Oulu	FIN	55	15	23	38	20	--	--	--	--	--	15	3	4	7	6
2004-05	Karpat Oulu	FIN	56	23	24	47	24	--	--	--	--	--	12	3	4	7	2
	Finland	WC	7	0	1	1	2	--	--	--	--	--	--	--	--	--	--
2005-06	Dallas	NHL	81	17	38	55	30	2	8	0	2	107	5	2	1	3	0
	Finland	OLY	8	1	3	4	2	--	--	--	--	--	--	--	--	--	--
	Finland	WC	9	2	6	8	2	--	--	--	--	--	--	--	--	--	--
2006-07	Dallas	NHL	82	14	34	48	18	8	6	0	1	121	4	0	1	1	0
2007-08	Dallas	NHL	52	14	14	28	14	2	5	0	2	93	--	--	--	--	--
	Tampa Bay	NHL	20	2	12	14	4	-16	1	0	0	38	--	--	--	--	--
	Finland	WC	9	1	3	4	4	--	--	--	--	--	--	--	--	--	--
2008-09	Tampa Bay	NHL	46	6	10	16	16	-8	2	0	0	64	--	--	--	--	--
	Carolina	NHL	25	1	10	11	12	-2	0	0	1	37	18	7	4	11	2
2009-10	Carolina	NHL	81	30	35	65	36	3	10	0	6	160	--	--	--	--	--
	Finland	WC	7	2	1	3	20	--	--	--	--	--	--	--	--	--	--
2010-11	Carolina	NHL	70	19	33	52	24	3	8	0	1	136	--	--	--	--	--
2011-12	Carolina	NHL	79	12	34	46	54	-2	3	2	3	118	--	--	--	--	--
	Finland	WC	10	5	4	9	8	-2	5	0	0	--	--	--	--	--	--
2012-13	Karpat	FIN	21	7	14	21	10	3	--	--	--	--	--	--	--	--	--
	Carolina	NHL	33	6	5	11	18	-8	2	0	3	61	--	--	--	--	--
	PITTSBURGH	NHL	10	7	4	11	6	3	1	0	0	13	6	0	3	3	4
NHL TOTALS			579	128	229	357	232	-15	46	2	19	948	33	9	9	18	6
PITTSBURGH TOTALS			10	7	4	11	6	3	1	0	0	13	6	0	3	3	4

36 JUSSI JOKINEN • C

DATE	OPP	GP	GOALS	ASSISTS	POINTS	PIM	SHIFTS	TOI	WON	LOST	PCT	SHOTS	B/S	Hits	+/-	REMARKS
1/19	@PHI	-	-	-	-	-	-	-	-	-	-	-	-	-	-	WITH CAROLINA
1/20	@NYR	-	-	-	-	-	-	-	-	-	-	-	-	-	-	WITH CAROLINA
1/23	TOR	-	-	-	-	-	-	-	-	-	-	-	-	-	-	WITH CAROLINA
1/25	@WPG	-	-	-	-	-	-	-	-	-	-	-	-	-	-	WITH CAROLINA
1/27	@OTT	-	-	-	-	-	-	-	-	-	-	-	-	-	-	WITH CAROLINA
1/29	NYI	-	-	-	-	-	-	-	-	-	-	-	-	-	-	WITH CAROLINA
1/31	@NYR	-	-	-	-	-	-	-	-	-	-	-	-	-	-	WITH CAROLINA
2/2	NJD	-	-	-	-	-	-	-	-	-	-	-	-	-	-	WITH CAROLINA
2/3	@WSH	-	-	-	-	-	-	-	-	-	-	-	-	-	-	WITH CAROLINA
2/5	@NYI	-	-	-	-	-	-	-	-	-	-	-	-	-	-	WITH CAROLINA
2/7	WSH	-	-	-	-	-	-	-	-	-	-	-	-	-	-	WITH CAROLINA
2/9	@NJD	-	-	-	-	-	-	-	-	-	-	-	-	-	-	WITH CAROLINA
2/10	NJD	-	-	-	-	-	-	-	-	-	-	-	-	-	-	WITH CAROLINA
2/13	OTT	-	-	-	-	-	-	-	-	-	-	-	-	-	-	WITH CAROLINA
2/15	@WPG	-	-	-	-	-	-	-	-	-	-	-	-	-	-	WITH CAROLINA
2/17	@BUF	-	-	-	-	-	-	-	-	-	-	-	-	-	-	WITH CAROLINA
2/20	PHI	-	-	-	-	-	-	-	-	-	-	-	-	-	-	WITH CAROLINA
2/22	FLA	-	-	-	-	-	-	-	-	-	-	-	-	-	-	WITH CAROLINA
2/24	TBL	-	-	-	-	-	-	-	-	-	-	-	-	-	-	WITH CAROLINA
2/26	@FLA	-	-	-	-	-	-	-	-	-	-	-	-	-	-	WITH CAROLINA
2/28	@CAR	-	-	-	-	-	-	-	-	-	-	-	-	-	-	WITH CAROLINA
3/2	@MTL	-	-	-	-	-	-	-	-	-	-	-	-	-	-	WITH CAROLINA
3/4	TBL	-	-	-	-	-	-	-	-	-	-	-	-	-	-	WITH CAROLINA
3/7	@PHI	-	-	-	-	-	-	-	-	-	-	-	-	-	-	WITH CAROLINA
Half-Season Totals		0	0	0	0	0	0	-	0	0	-	0	0	0	0	

36 JUSSI JOKINEN • C

DATE	OPP	GP	GOALS	ASSISTS	POINTS	PIM	SHIFTS	TOI	WON	LOST	PCT	SHOTS	B/S	Hits	+/-	REMARKS
3/9	@TOR	-	-	-	-	-	-	-	-	-	-	-	-	-	-	WITH CAROLINA
3/10	NYI	-	-	-	-	-	-	-	-	-	-	-	-	-	-	WITH CAROLINA
3/12	BOS	-	-	-	-	-	-	-	-	-	-	-	-	-	-	WITH CAROLINA
3/14	@TOR	-	-	-	-	-	-	-	-	-	-	-	-	-	-	WITH CAROLINA
3/16	NYR	-	-	-	-	-	-	-	-	-	-	-	-	-	-	WITH CAROLINA
3/17	BOS	-	-	-	-	-	-	-	-	-	-	-	-	-	-	WITH CAROLINA
3/19	WSH	-	-	-	-	-	-	-	-	-	-	-	-	-	-	WITH CAROLINA
3/22	@NYI	-	-	-	-	-	-	-	-	-	-	-	-	-	-	WITH CAROLINA
3/24	PHI	-	-	-	-	-	-	-	-	-	-	-	-	-	-	WITH CAROLINA
3/26	MTL	-	-	-	-	-	-	-	-	-	-	-	-	-	-	WITH CAROLINA
3/28	WPG	-	-	-	-	-	-	-	-	-	-	-	-	-	-	WITH CAROLINA
3/30	NYI	-	-	-	-	-	-	-	-	-	-	-	-	-	-	WITH CAROLINA
4/2	BUF	-	-	-	-	-	-	-	-	-	-	-	-	-	-	WITH CAROLINA
4/3	@NYR	-	-	-	-	-	-	-	-	-	-	-	-	-	-	CAROLINA DND -
4/5	NYR	1	1	0	1	0	25	15:02	13	2	0.87	1	0	0	1	ARRIVING IN PGH 1ST GOAL W/ PGH/GDG
4/9	@CAR	1	0	1	1	0	23	17:21	6	6	0.50	1	0	1	1	
4/11	@TBL	1	2	1	PP	3	0	21	14:35	7	9	0.44	3	0	0	2
4/13	@FLA	1	0	0		0	0	23	17:33	9	9	0.50	1	1	0	E
4/17	MTL	1	0	0		0	0	10	07:20	3	3	0.50	0	2	0	E
4/20	@BOS	1	1	2	2 PP	3	2	23	16:55	9	14	0.39	1	1	1	E
4/22	@OTT	1	0	0		0	2	20	16:36	10	6	0.63	1	0	1	E
4/23	BUF	1	0	0		0	2	18	15:40	8	8	0.50	1	0	0	-1
4/25	@NJD	1	1	PP	0	1	0	20	15:26	5	6	0.45	1	0	0	-1
4/27	CAR	1	2	0		2	0	21	12:42	12	4	0.75	3	0	0	1
Second-Half Totals		10	7	4		11	6	204	14:55	82	67	0.55	13	4	3	3
Final Totals		10	7	4		11	6	204	14:55	82	67	0.55	13	4	3	3

TYLER KENNEDY • 48

Position: RW

Shoots: Right


Ht: 5-11

Wt: 183

DOB: 7/15/86

Birthplace: Sault Ste. Marie, ON

Acquired: Drafted by Penguins in the fourth round (99th overall) in the 2004 NHL Draft.



Up-To-Date Player Stats: Tyler Kennedy

2012-13 POSTSEASON

- Has points in 5 of 7 games played.
- Set career-high 3-game point streak (1G-2A) in Games 3-5 vs. Ottawa.
- Made postseason debut in dramatic fashion, scoring game-winning goal on breakaway in Game 5 vs. NY Islanders. Score was his 6th career playoff GWG.
- Assisted on Brooks Orpik's Game 6 series-clinching overtime goal vs. NY Islanders.

2012-13 SEASON

- Completed his 6th NHL season.
- Scored game-winning overtime goal March 24 vs. Philadelphia (3rd career OT winner).
- Notched 2 points (1G-1A) March 16 vs. NY Rangers.
- Ranked 6th on team with 100 shots.

CAREER/PERSONAL

- Nickname - "TK"
- Played 6 NHL seasons, all with Pittsburgh.
- Won Stanley Cup title with Pittsburgh in 2009, scoring clutch game-winning goal in Game 6 of the Final series against Detroit. During the '09 postseason, he tallied 3 game-winners overall.
- Scored career-high 21 goals in 2010-11. Has recorded double digits in goals in 5 of his 6 NHL seasons (only season he didn't was 2012-13 shortened season).
- Set career highs in 2010-11 in several categories: games played (80); goals (21); assists (24); points (45); and power-play goals (7).
- Scored first Penguins goal at CONSOL Energy Center 44 seconds into 3rd period Oct. 7, 2010 vs. Philadelphia.
- Selected to play in YoungStars game at NHL All-Star Weekend in 2008, but could not play due to an illness.
- Scored first career goal against NY Islanders Nov. 3, 2007 but had to wait for video replay to confirm.
- Made NHL debut Oct. 27, 2007 vs. Montreal at 21 years old.
- Played 4 seasons with hometown junior team Sault Ste. Marie Greyhounds from 2002-06.
- Led Greyhounds in scoring as 19-year-old in 2005-06.
- Named Greyhounds rookie of the year in 2003.
- Fishing is favorite sport besides hockey.

CAREER VS. NHL

	GP	G	A	PTS	PIM
ANA	3	0	2	2	0
BOS	18	1	4	5	2
BUF	19	3	8	11	2
CGY	5	2	0	2	2
CAR	17	2	4	6	4
CHI	4	1	2	3	2
COL	5	1	1	2	0
CBJ	4	2	0	2	0
DAL	4	2	0	2	7
DET	7	1	2	3	0
EDM	5	1	4	5	2
FLA	22	6	5	11	12
LAK	2	1	0	1	0
MIN	4	0	0	0	2
MTL	15	1	1	2	17
NSH	4	0	3	3	0
NJD	27	1	5	6	4
NYI	31	9	13	22	27
NYR	32	6	6	12	35
OTT	20	11	5	16	6
PHI	30	11	3	14	9
PHX	6	1	1	2	0
PIT	-	-	-	-	-
SJS	4	2	0	2	0
STL	5	2	2	4	2
TBL	19	2	4	6	6
TOR	17	3	5	8	9
VAN	5	0	2	2	6
WSH	21	0	3	3	21
WPG	17	4	7	11	4
Totals	372	76	92	168	181

CAREER HIGHS

Goals: 2 (6 times), 3/20/12 vs. WPG

Assists: 3 (1 time), 3/13/11 vs. EDM

Points: 3 (4 times), 11/25/11 vs. OTT (1G-2A)

SOG: 8 (3 times), 12/16/11 at OTT

PIM: 12 (1 time), 12/18/07 at NYR

Hat Tricks: None

Goal Streak: 2, 3/21/11-3/24/11 (2)

Assist Streak: 4, 4/4/09-4/9/09 (4)

Point Streak: 5, 12/17/11-12/29/11(2G-5A)



CAREER STATISTICS

YEAR	TEAM	LEAGUE	REGULAR SEASON										PLAYOFFS				
			GP	G	A	PTS	PIM	+/-	PP	SH	GW	S	GP	G	A	PTS	PIM
2002-03	S. Ste. Marie	OHL	61	5	10	15	28	--	--	--	--	--	4	0	0	0	0
2003-04	S. Ste. Marie	OHL	63	16	26	42	28	--	--	--	--	--	--	--	--	--	--
2004-05	S. Ste. Marie	OHL	61	21	36	57	37	--	--	--	--	--	4	1	3	4	4
2005-06	S. Ste. Marie	OHL	64	22	48	70	60	--	--	--	--	--	4	1	2	3	2
2006-07	Wilkes-Barre	AHL	40	12	25	37	20	15	5	0	0	116	--	--	--	--	--
2007-08	PITTSBURGH	NHL	55	10	9	19	35	2	1	0	4	104	20	0	4	4	13
	Wilkes-Barre	AHL	10	5	4	9	10	2	1	0	2	26	--	--	--	--	--
2008-09	PITTSBURGH	NHL	67	15	20	35	30	15	0	0	3	171	24	5	4	9	4
2009-10	PITTSBURGH	NHL	64	13	12	25	31	10	1	0	4	175	10	0	0	0	2
2010-11	PITTSBURGH	NHL	80	21	24	45	37	1	7	0	2	234	7	2	1	3	2
2011-12	PITTSBURGH	NHL	60	11	22	33	29	10	0	0	1	195	6	3	3	6	2
2012-13	PITTSBURGH	NHL	46	6	5	11	19	-6	1	0	1	100	7	2	3	5	2
PIT/NHL TOTALS			372	76	92	168	181	32	10	0	15	979	74	12	15	27	25

48 TYLER KENNEDY • RW

DATE	OPP	GP	GOALS	ASSISTS	POINTS	PIM	SHIFTS	TOI	WON	LOST	PCT	SHOTS	B/S	Hits	+/-	REMARKS	
1/19	@PHI	1	0	0	0	0	19	12:04	-	-	-	1	0	3	E		
1/20	@NYR	1	1	0	1	0	18	13:13	-	-	-	1	0	0	1		
1/23	TOR	1	0	0	0	0	16	11:47	1	0	1.00	1	1	1	-1		
1/25	@WPG	1	0	0	0	0	19	15:37	-	-	-	5	1	0	-2		
1/27	@OTT	1	0	0	0	0	16	11:49	-	-	-	4	0	2	-1		
1/29	NYI	1	0	0	0	2	17	13:21	-	-	-	4	0	1	-1		
1/31	@NYR	1	0	0	0	0	15	12:51	1	1	0.50	3	0	0	E		
2/2	NJD	1	0	0	0	0	15	13:40	-	-	-	2	0	0	E		
2/3	@WSH	1	0	0	0	0	16	09:51	1	0	1.00	1	0	2	1		
2/5	@NYI	1	0	0	0	0	12	10:18	-	-	-	2	0	1	1		
2/7	WSH	1	0	0	0	0	15	11:07	-	-	-	4	0	2	E		
2/9	@NJD	1	0	1	PP	1	0	10	07:18	-	-	-	0	0	1	E	
2/10	NJD	1	0	0	0	0	14	13:00	-	-	-	1	0	1	E		
2/13	OTT	1	0	0	0	0	12	08:39	-	-	-	2	1	1	E		
2/15	@WPG	1	0	0	0	0	15	13:47	-	-	-	3	0	2	E		
2/17	@BUF	1	0	0	0	0	16	13:20	0	1	0.00	3	0	5	E		
2/20	PHI	1	1	0	1	0	12	07:48	-	-	-	2	0	0	3		
2/22	FLA	1	0	1	1	2	11	08:56	-	-	-	4	0	0	2		
2/24	TBL	1	0	0	0	0	15	12:27	1	0	1.00	1	0	1	E		
2/26	@FLA	1	0	0	0	2	15	11:38	0	1	0.00	2	0	2	E		
2/28	@CAR	1	0	0	0	0	18	13:24	-	-	-	2	0	0	E		
3/2	@MTL	1	0	0	0	4	17	12:36	-	-	-	1	0	0	-3		
3/4	TBL	1	0	0	0	0	17	12:32	-	-	-	3	1	0	-1		
3/7	@PHI	1	1	0	1	0	16	13:38	1	0	1.00	1	0	0	1		
Half-Season Totals		24	3	2	5	10	366	11:52	5	3	0.63	53	4	25	0		


48 TYLER KENNEDY • RW

DATE	OPP	GP	GOALS	ASSISTS	POINTS	PIM	SHIFTS	TOI	WON	LOST	PCT	SHOTS	B/S	Hits	+/-	REMARKS
3/9	@TOR	1	0	0	0	0	16	13:26	-	-	-	3	0	0	E	
3/10	NYI	1	0	0	0	0	15	12:22	1	1	0.50	0	1	0	-1	
3/12	BOS	1	0	0	0	0	15	12:54	-	-	-	3	0	0	-1	
3/14	@TOR	1	0	0	0	0	-	13:53	-	-	-	2	0	1	-1	
3/16	NYR	1	1	PP	1	2	18	14:00	1	1	0.50	3	0	0	1	
3/17	BOS	1	0	0	0	0	18	14:49	-	-	-	1	0	0	-1	
3/19	WSH	1	0	0	0	0	17	13:48	1	0	1.00	2	0	1	E	
3/22	@NYI	-	-	-	-	-	-	-	-	-	-	-	-	-	-	ILL
3/24	PHI	1	1	0	1	0	18	14:23	-	-	-	4	0	1	1	OT GWG
3/26	MTL	1	0	0	0	5	18	13:17	-	-	-	2	1	0	E	
3/28	WPG	1	0	0	0	0	13	11:05	-	-	-	5	0	1	E	
3/30	NYI	1	0	1	1	0	15	09:55	1	2	0.33	0	0	1	1	
4/2	BUF	1	0	0	0	0	15	11:51	3	3	0.50	2	1	1	-1	
4/3	@NYR	1	0	0	0	0	17	14:32	0	3	0.00	1	0	0	E	
4/5	NYR	1	0	0	0	0	11	10:04	-	-	-	4	1	0	E	
4/9	@CAR	1	0	0	0	0	18	14:26	-	-	-	2	0	1	-1	
4/11	@TBL	1	0	1	PP	1	19	14:58	0	1	0.00	5	1	1	E	
4/13	@FLA	1	0	0	0	0	22	13:54	-	-	-	0	0	1	-1	
4/17	MTL	1	0	0	0	2	22	16:15	0	2	0.00	3	0	1	-1	
4/20	@BOS	1	0	0	0	2	18	13:33	-	-	-	1	0	3	E	
4/22	@OTT	1	1	0	1	0	17	12:14	-	-	-	3	0	1	1	
4/23	BUF	-	-	-	-	-	-	-	-	-	-	-	-	-	-	DND
4/25	@NJD	1	0	0	0	0	13	12:49	1	0	1.00	0	0	1	-1	
4/27	CAR	1	0	0	0	0	13	11:04	-	-	-	1	0	1	-1	
Second-Half Totals		22	3	3	6	9	348	13:10	8	13	0.38	47	5	16	-6	
Final Totals		46	6	5	11	19	714	12:28	13	16	0.45	100	9	41	-6	

CHRIS KUNITZ • 14

Position: LW**Shoots:** Left**Ht:** 6-0**Wt:** 193**DOB:** 9/26/79**Birthplace:** Regina, SK

Acquired: Acquired from Anaheim with Eric Tangradi for Ryan Whitney on Feb. 26, 2009.



Up-To-Date Player Stats: Chris Kunitz

2012-13 POSTSEASON

- Led team with 3 power-play goals.
- Scored game-winning overtime goal (2nd of game) in Game 3 vs. NY Islanders - 1st career playoff OT goal.
- Recorded 2 goals, 3 points in Game 3 vs. NY Islanders. Was 2nd time in career with 2 playoff goals in a game (April 13, 2012 vs. Philadelphia). Both goals were scored on the power play.
- Placed 2nd on team with 29 hits.

2012-13 SEASON

- Enjoyed arguably his best NHL season.
- Recorded his 6th 20-plus goal season and 5th 50-plus point season while setting career-high plus-30 rating.
- Ranked in the top-10 of several NHL categories: goals (22, t-8th); points (52, t-7th); power-play goals (9, t-3rd); game-winning goals (5, t-6th); and plus-minus (plus-30, 2nd).
- Led team in goals (22) and power-play goals (t-9), while ranking 2nd in points (52), plus-minus (plus-30) and game-winning goals (t-5).
- Set new single-game career highs with 5 points (3G-2A) March 10 vs. NY Islanders and 4 goals Feb. 3 at Washington.
- Set new career-long 7-game scoring streak (8G-4A) from Feb. 22-March 7.
- Posted new career-best 5-game goal-scoring streak (7 total) from Feb. 26-March 7.
- Tied career-long assist streak at 4 games (5 total) from Feb. 10-17.
- Ranked 4th on team with 104 hits and 5th with 113 shots.
- Recorded 400th career NHL point (assist) April 20 at Boston.

CAREER/PERSONAL

- Nickname - "Kuni"
- Played 8-plus NHL seasons with Anaheim, Atlanta and Pittsburgh.
- Won Stanley Cup championships with Pittsburgh in 2009 and Anaheim in 2007. Established personal highs with 14 points and 13 assists during the 2009 postseason with Pittsburgh.
- Recorded 20-plus goals 6 times and 50 or more points 5 times in NHL career. Hit 60 points twice (2006-07; '11-12). Has career plus-minus rating of plus-127.
- Tied a Pittsburgh franchise record for points in a period with 4 points (1G-3A) during the 2nd period Dec. 23, 2010 vs. Ottawa - also tied his own personal single-game highs with 3 assists.
- Played in 500th career NHL game Jan. 24 at St. Louis.
- Originally signed with Anaheim as an undrafted free agent April 1, 2003.

CAREER VS. NHL

	GP	G	A	PTS	PIM
ANA	3	0	0	0	6
BOS	16	7	5	12	4
BUF	18	6	5	11	16
CGY	21	2	9	11	12
CAR	19	4	8	12	14
CHI	16	7	5	12	29
COL	16	1	9	10	20
CBJ	20	3	8	11	16
DAL	32	8	8	16	49
DET	20	6	6	12	20
EDM	17	6	5	11	24
FLA	20	4	9	13	13
LAK	36	12	11	23	24
MIN	17	2	5	7	12
MTL	17	6	9	15	17
NSH	17	7	13	20	13
NJD	25	10	11	21	12
NYI	22	8	9	17	27
NYR	24	9	8	17	22
OTT	17	4	11	15	10
PHI	23	8	11	19	22
PHX	31	11	11	22	32
PIT	3	3	1	4	2
SJS	29	6	8	14	10
STL	19	7	7	14	15
TBL	20	10	8	18	12
TOR	15	3	7	10	12
VAN	17	2	7	9	12
WSH	16	6	6	12	8
WPG	15	4	11	15	4
Totals	581	172	231	403	489

CAREER HIGHS

Goals: 4 (1 time), 2/3/13 at WSH**Assists:** 3 (8 times), 2/11/12 vs. WPG**Points:** 5 (1 time), 3/10/13 vs. NYI (3G-2A)**SOG:** 8 (2 times), 3/18/12 at PHI**PIM:** 27 (1 time), 3/16/07 vs. CHI**Hat Tricks:** 4, 3/10/13 vs. NYI (3G)**Goal Streak:** 5, 2/26/13-3/7/13 (7)**Assist Streak:** 4, 2/10/13-2/17/13 (5)**Point Streak:** 7, 2/22/13-3/7/13 (8G-4A)



- Played 4 seasons at Ferris State from 1999-2003.
- Finalist for Hobey Baker Award (best college player) in his senior season (2002-03).
- First Ferris State player to be named Central Collegiate Hockey Association's (CCHA) Player of the Year. Also named to the CCHA All-Decade Team.
- Helped lead Bulldogs to school's first-ever regular-season CCHA championship title (22-5-1 record).
- Married (Maureen); 1 son (Zachary James); 1 daughter (Payton Marie).
- Signed through 2013-14 season.

CAREER STATISTICS

YEAR	TEAM	LEAGUE	REGULAR SEASON										PLAYOFFS				
			GP	G	A	PTS	PIM	+/-	PP	SH	GW	S	GP	G	A	PTS	PIM
1999-00	Ferris State	CCHA	38	20	9	29	70	--	--	--	--	--	--	--	--	--	--
2000-01	Ferris State	CCHA	37	16	13	29	81	--	--	--	--	--	--	--	--	--	--
2001-02	Ferris State	CCHA	35	28	10	38	68	--	--	--	--	--	--	--	--	--	--
2002-03	Ferris State	CCHA	42	35	44	79	56	--	--	--	--	--	--	--	--	--	--
2003-04	Anaheim	NHL	21	0	6	6	12	1	0	0	0	31	--	--	--	--	--
	Cincinnati	AHL	59	19	25	44	101	4	5	1	2	--	9	3	2	5	24
2004-05	Cincinnati	AHL	54	22	17	39	71	13	10	2	6	--	12	1	7	8	20
2005-06	Atlanta	NHL	2	0	0	0	2	-3	0	0	0	0	--	--	--	--	--
	Anaheim	NHL	67	19	22	41	69	19	5	1	2	149	16	3	5	8	8
	Portland	AHL	5	0	4	4	12	1	0	0	0	--	--	--	--	--	--
2006-07	Anaheim	NHL	81	25	35	60	81	23	11	0	5	180	13	1	5	6	19
2007-08	Anaheim	NHL	82	21	29	50	80	8	7	1	6	196	6	0	2	2	8
	Canada	WC	9	2	5	7	4	--	--	--	--	--	--	--	--	--	--
2008-09	Anaheim	NHL	62	16	19	35	55	9	3	0	2	139	--	--	--	--	--
	PITTSBURGH	NHL	20	7	11	18	16	3	3	0	1	39	24	1	13	14	19
2009-10	PITTSBURGH	NHL	50	13	19	32	39	3	2	1	0	131	13	4	7	11	8
2010-11	PITTSBURGH	NHL	66	23	25	48	47	18	7	1	2	133	6	1	0	1	6
2011-12	PITTSBURGH	NHL	82	26	35	61	49	16	6	0	3	230	6	2	4	6	8
2012-13	PITTSBURGH	NHL	48	22	30	52	39	30	9	0	5	113	11	4	5	9	2
NHL TOTALS			581	172	231	403	489	127	53	4	26	1341	95	16	41	57	78
PITTSBURGH TOTALS			266	91	120	211	190	70	27	2	11	646	60	12	29	41	43

14

CHRIS KUNITZ • LW

DATE	OPP	GP	GOALS		ASSISTS	POINTS	PIM	SHIFTS	TOI	WON	LOST	PCT	SHOTS	B/S	Hits	+/-	REMARKS
1/19	@PHI	1	1	PP	0	1	0	21	14:22	0	1	0.00	1	0	4	-1	
1/20	@NYR	1	0		1	PP	1	0	19	18:15	-	-	-	1	0	2	1
1/23	TOR	1	0		0	0	4	21	16:45	-	-	-	0	0	6	E	
1/25	@WPG	1	0		1	1	0	21	18:42	-	-	-	2	1	3	1	
1/27	@OTT	1	0		0	0	0	23	20:34	-	-	-	1	0	3	E	
1/29	NYI	1	0		1	1	0	21	18:23	1	0	1.00	2	0	2	E	
1/31	@NYR	1	0		0	0	0	20	18:52	-	-	-	1	0	2	E	
2/2	NJD	1	1		2	3	0	21	15:31	1	0	1.00	3	1	0	4	GWG
2/3	@WSH	1	4	2PP	0	4	0	18	17:27	-	-	-	4	0	2	1	3RD CAREER HAT TRICK/ CAREER-HIGH 4 GOALS
2/5	@NYI	1	0		1	1	4	19	15:08	-	-	-	1	0	2	E	
2/7	WSH	1	0		2	1PP	2	0	23	15:53	-	-	-	2	0	2	1
2/9	@NJD	1	0		0	0	0	18	17:31	-	-	-	2	0	0	E	
2/10	NJD	1	0		1	PP	1	0	21	20:00	-	-	-	1	0	2	E
2/13	OTT	1	0		1	1	0	19	17:00	-	-	-	2	0	1	E	
2/15	@WPG	1	0		1	1	0	19	19:29	-	-	-	1	0	3	1	
2/17	@BUF	1	0		2	1PP	2	2	22	17:12	1	0	1.00	5	0	3	3
2/20	PHI	1	0		0	0	0	19	19:24	-	-	-	3	0	2	-3	
2/22	FLA	1	1	PP	0	1	0	17	19:24	-	-	-	3	0	4	E	
2/24	TBL	1	0		1	1	0	20	17:40	-	-	-	1	1	4	1	
2/26	@FLA	1	1	PP	1	2	2	23	20:19	-	-	-	4	0	0	2	
2/28	@CAR	1	1		0	1	0	21	18:57	1	0	1.00	3	1	4	E	
3/2	@MTL	1	2		1	3	0	23	21:18	-	-	-	2	0	3	3	
3/4	TBL	1	1		0	1	0	23	19:47	-	-	-	4	1	3	3	
3/7	@PHI	1	2	1PP	1	3	0	19	15:49	-	-	-	4	1	2	E	GWG
Half-Season Totals		24	14		17	31	12	491	18:04	4	1	0.80	53	6	59	17	

14

CHRIS KUNITZ • LW

DATE	OPP	GP	GOALS	ASSISTS	POINTS	PIM	SHIFTS	TOI	WON	LOST	PCT	SHOTS	B/S	Hits	+/-	REMARKS		
3/9	@TOR	1	0		0	0	24	21:41	-	-	-	1	0	1	1	4TH HAT TRICK/ CAREER-HIGH 5 POINTS		
3/10	NYI	1	3	2PP	2	5	17	14:05	-	-	-	5	0	0	3			
3/12	BOS	1	1		0	1	23	21:28	-	-	-	1	2	3	1			
3/14	@TOR	1	0		2	2	21	20:06	0	2	0.00	1	0	2	1			
3/16	NYR	1	0		0	0	23	19:49	-	-	-	1	0	3	E			
3/17	BOS	1	0		1	1	24	21:37	-	-	-	2	0	4	1			
3/19	WSH	1	0		0	0	18	17:58	-	-	-	3	1	2	E			
3/22	@NYI	1	1		0	1	21	18:43	-	-	-	2	1	2	E			
3/24	PHI	1	0		0	0	21	21:21	-	-	-	3	0	2	E			
3/26	MTL	1	0		1	1	18	18:36	-	-	-	4	0	4	1			
3/28	WPG	1	1		1	2	17	17:33	-	-	-	2	0	1	2	GWG		
3/30	NYI	1	0		0	17	11	08:34	-	-	-	1	0	0	E			
4/2	BUF	1	0		1	PP	1	2	20	16:26	-	-	-	0	0	-2		
4/3	@NYR	1	0		0	0	22	19:13	-	-	-	4	0	5	E			
4/5	NYR	1	0		1	1	23	19:54	-	-	-	3	0	1	1			
4/9	@CAR	1	0		0	0	23	16:36	-	-	-	1	0	1	3			
4/11	@TBL	1	1	PP	0	1	0	22	16:38	-	-	-	2	0	0	E		
4/13	@FLA	1	0		0	0	21	17:05	-	-	-	3	1	3	E			
4/17	MTL	1	0		1	PP	1	0	21	19:26	0	1	0.00	3	0	3	E	
4/20	@BOS	1	0		1	PP	1	0	20	15:45	0	1	0.00	5	0	2	E	400TH NHL POINT
4/22	@OTT	1	0		0	0	18	16:41	-	-	-	2	0	3	E			
4/23	BUF	1	1		0	1	0	21	20:01	-	-	-	6	1	2	-1		
4/25	@NJD	1	0		0	0	20	18:17	-	-	-	0	0	0	E			
4/27	CAR	1	0		2	2	0	17	12:55	-	-	-	5	0	1	2		
Second-Half Totals		24	8		13	21	27	486	17:56	0	4	0.00	60	6	45	13		
Final Totals		48	22		30	52	39	977	18:00	4	5	0.44	113	12	104	30		

KRIS LETANG • 58

Position: D**Shoots:** Right**Ht:** 6-0**Wt:** 201**DOB:** 4/24/87**Birthplace:** Montreal, QC**Acquired:** Drafted by Penguins in the third round (62nd overall) of the 2005 NHL Draft.

Up-To-Date Player Stats: Kris Letang

2012-13 POSTSEASON


- Led all NHL defensemen and placed 2nd (tied) overall in scoring with 16 points (3G-13A). Tied for team scoring lead.
- Led team in assists with 13 and plus-7 rating (tied).
- Set career high and tied franchise record with 4 assists in Game 4 vs. Ottawa.
- Led team in ice time with 27:00 minutes per game.
- His 13 career playoff goals are 2nd most in franchise history among defensemen (Larry Murphy, 15).

2012-13 SEASON

- Nominated for his 1st career Norris Trophy (best NHL defensemen) after leading all NHL blueliners in assists (33) and points (t-38), despite being limited to just 35 games played. Only blueliner in league to average over a point per game (1.09).
- Workhorse led team with 25:38 minutes per game and 4:37 power-play minutes per game.
- His plus-16 rating was 8th best (tied) among all NHL defensemen.
- Topped team's blueliners with 95 shots.
- Set new career-long 6-game assist streak (12 total) from March 2-12.
- Tied career high with 5-game assist streak (6 total) from Feb. 15-24.
- Recorded 8 shots (2nd highest career total) March 12 vs. Boston.
- Set new single-game career high with 4 assists March 2 at Montreal.
- Placed 3rd on team with 59 blocked shots.

CAREER/PERSONAL

- Nickname - "Tanger"
- Played 6-plus NHL seasons with Pittsburgh.
- Key member of Penguins' 2009 Stanley Cup championship, scoring crucial overtime goal in Game 3 of conference semifinals vs. Washington despite playing with an injury that nearly forced him to miss the game. His 5 tallies during the 2010 playoffs tied a franchise postseason high for defensemen (Larry Murphy, 1991).
- Set career highs in 2010-11 in several categories: games played (82); assists (42); points (50); and shots (236) while garnering buzz as Norris Trophy candidate (best NHL defenseman).
- 2-time NHL All-Star (2011, '12). Overwhelmingly voted to 2011 All-Star Game via Fan Balloting with 477,960 votes, finishing 2nd overall (behind only teammate Sidney Crosby) despite having to be a write-in candidate.
- Played in 2 NHL YoungStars Games in 2008 and '09.



CAREER VS. NHL

	GP	G	A	PTS	PIM
ANA	3	1	3	4	0
BOS	18	2	8	10	6
BUF	20	2	7	9	10
CGY	5	1	5	6	4
CAR	18	1	6	7	4
CHI	3	0	0	0	2
COL	4	1	2	3	0
CBJ	7	3	2	5	2
DAL	6	1	3	4	11
DET	7	0	2	2	6
EDM	5	2	2	4	2
FLA	20	4	5	9	10
LAK	5	0	2	2	4
MIN	4	0	0	0	4
MTL	17	3	11	14	4
NSH	4	1	5	6	0
NJD	28	1	7	8	29
NYI	31	2	12	14	45
NYR	31	6	15	21	25
OTT	19	1	2	3	6
PHI	31	3	20	23	29
PHX	5	2	1	3	2
PIT	-	-	-	-	-
SJS	6	0	1	1	0
STL	5	0	3	3	0
TBL	21	1	14	15	6
TOR	20	0	10	10	14
VAN	5	0	2	2	2
WSH	17	3	5	8	8
WPG	20	3	10	13	10
Totals	385	44	165	209	245

CAREER HIGHS

Goals: 2 (3 times), 2/11/12 vs. WPG**Assists:** 4 (1 time), 3/2/13 at MTL**Points:** 4 (1 time), 3/2/13 at MTL (0G-4A)**SOG:** 9 (1 time), 3/28/10 vs. TOR**PIM:** 15 (2 times), 3/4/11 at NJD**Hat Tricks:** None**Goal Streak:** 2, 2/2/13-2/3/13 (2)**Assist Streak:** 6, 3/2/13-3/12/13 (12)**Point Streak:** 6, 3/2/13-3/12/13 (0G-12A)



- Successful shootout scorer in his career (16-48, 33%). Converted his first 4 shootout attempts in 2007-08, including back-to-back game-deciding scores at Calgary Dec. 6 and at Vancouver Dec. 8. His 5 shootout goals for the season led NHL defensemen.
- Won back-to-back gold medals with Team Canada in 2006 and '07 World Junior Championships — serving as team captain in the '07 tournament.
- Represented Canada at World Under-18 Championships in 2004-05.
- Played 3 seasons with Val d'Or of the Quebec Major Junior Hockey League from 2004-07.
- Won Emile "Butch" Bouchard Trophy as QMJHL's best defenseman, Paul Dumont Trophy (best personality), Kevin Lowe Trophy (top defensive defenseman) and was a First-Team All-Star in 2006-07.
- Wishes he could have met Maurice "Rocket" Richard.
- Signed through 2013-14 season.

CAREER STATISTICS

YEAR	TEAM	LEAGUE	REGULAR SEASON										PLAYOFFS				
			GP	G	A	PTS	PIM	+/-	PP	SH	GW	S	GP	G	A	PTS	PIM
2004-05	Val d'Or	QMJHL	70	13	19	32	79	--	--	--	--	--	--	--	--	--	--
2005-06	Val d'Or	QMJHL	60	25	43	68	156	4	13	1	2	290	5	1	5	6	20
	Canada	WJC	6	1	2	3	2	5	0	0	1	8	--	--	--	--	--
2006-07	PITTSBURGH	NHL	7	2	0	2	4	-3	2	0	0	8	--	--	--	--	--
	Val d'Or	QMJHL	40	14	38	52	74	19	5	2	4	171	19	12	19	31	48
	Canada	WJC	6	0	6	6	12	4	0	0	0	22	--	--	--	--	--
	Wilkes-Barre	AHL	--	--	--	--	--	--	--	--	--	--	1	0	1	1	2
2007-08	PITTSBURGH	NHL	63	6	11	17	23	-1	1	0	3	68	16	0	2	2	12
	Wilkes-Barre	AHL	10	1	6	7	4	0	0	0	0	18	--	--	--	--	--
2008-09	PITTSBURGH	NHL	74	10	23	33	24	-7	4	1	3	138	23	4	9	13	26
2009-10	PITTSBURGH	NHL	73	3	24	27	51	1	0	0	0	174	13	5	2	7	6
2010-11	PITTSBURGH	NHL	82	8	42	50	101	15	4	0	2	236	7	0	4	4	10
2011-12	PITTSBURGH	NHL	51	10	32	42	34	21	4	1	3	142	6	1	4	5	21
2012-13	PITTSBURGH	NHL	35	5	33	38	8	16	1	0	1	95	11	3	13	16	6
PIT/NHL TOTALS			385	44	165	209	245	42	16	2	12	861	76	13	34	47	81

58

KRIS LETANG • D

DATE	OPP	GP	GOALS	ASSISTS	POINTS	PIM	SHIFTS	TOI	WON	LOST	PCT	SHOTS	B/S	Hits	+/-	REMARKS
1/19	@PHI	1	0	0	0	0	26	27:03	-	-	-	3	2	0	1	
1/20	@NYR	1	1	1	PP	2	0	25	24:17	-	-	-	4	2	0	1
1/23	TOR	1	0	1	PP	1	2	29	27:31	-	-	-	1	1	0	-2
1/25	@WPG	1	0	1		1	0	26	26:01	-	-	-	0	1	2	-1
1/27	@OTT	1	0	0		0	0	31	29:10	-	-	-	4	1	1	1
1/29	NYI	1	0	0		0	0	22	23:46	-	-	-	1	3	1	E
1/31	@NYR	1	0	1		1	0	27	24:46	-	-	-	3	3	1	2
2/2	NJD	1	1	0		1	0	27	23:20	-	-	-	4	0	1	2
2/3	@WSH	1	1	1	PP	2	0	23	19:57	-	-	-	4	1	3	E
2/5	@NYI	1	0	1		1	0	25	25:19	-	-	-	4	3	2	E
2/7	WSH	-	-	-		-	-	-	-	-	-	-	-	-	-	INJ - LOWER BODY
2/9	@NJD	-	-	-		-	-	-	-	-	-	-	-	-	-	INJ - LOWER BODY
2/10	NJD	-	-	-		-	-	-	-	-	-	-	-	-	-	INJ - LOWER BODY
2/13	OTT	1	0	0		0	0	29	27:33	-	-	-	1	2	1	E
2/15	@WPG	1	0	1		1	0	25	27:54	-	-	-	1	2	1	E
2/17	@BUF	1	0	1		1	0	28	26:27	-	-	-	3	3	-	1
2/20	PHI	1	0	1		1	2	27	28:20	-	-	-	3	1	1	E
2/22	FLA	1	0	1		1	0	24	26:44	-	-	-	2	1	1	1
2/24	TBL	1	0	2	1PP	2	0	24	26:28	-	-	-	1	1	3	1
2/26	@FLA	1	0	0		0	2	23	24:47	-	-	-	2	0	2	-1
2/28	@CAR	1	0	0		0	2	28	29:25	-	-	-	1	3	1	-1
3/2	@MTL	1	0	4	1PP	4	0	29	26:43	-	-	-	3	2	2	-2
3/4	TBL	1	0	2		2	0	28	28:19	-	-	-	4	2	0	2
3/7	@PHI	1	0	1	PP	1	0	29	25:30	-	-	-	0	2	0	1
Half-Season Totals		21	3	19		22	8	555	26:10	-	-	-	49	36	23	6

58 KRIS LETANG • D

DATE	OPP	GP	GOALS	ASSISTS	POINTS	PIM	SHIFTS	TOI	WON	LOST	PCT	SHOTS	B/S	Hits	+/-	REMARKS
3/9	@TOR	1	0	2	2	0	25	30:23	-	-	-	4	2	1	1	
3/10	NYI	1	0	2	2	0	24	23:32	-	-	-	2	2	1	3	
3/12	BOS	1	0	1	1	0	28	27:49	-	-	-	8	1	3	1	
3/14	@TOR	1	0	0	0	0	28	27:40	-	-	-	3	2	3	1	
3/16	NYR	1	0	1 PP	1	0	25	25:35	-	-	-	4	4	2	E	
3/17	BOS	1	0	0	0	0	8	07:03	-	-	-	1	1	0	-1	
3/19	WSH	-	-	-	-	-	-	-	-	-	-	-	-	-	-	INJ - LOWER BODY
3/22	@NYI	-	-	-	-	-	-	-	-	-	-	-	-	-	-	INJ - LOWER BODY
3/24	PHI	-	-	-	-	-	-	-	-	-	-	-	-	-	-	INJ - LOWER BODY
3/26	MTL	1	0	0	0	0	26	24:20	-	-	-	2	0	3	E	
3/28	WPG	-	-	-	-	-	-	-	-	-	-	-	-	-	-	INJ - LOWER BODY
3/30	NYI	-	-	-	-	-	-	-	-	-	-	-	-	-	-	INJ - LOWER BODY
4/2	BUF	-	-	-	-	-	-	-	-	-	-	-	-	-	-	INJ - LOWER BODY
4/3	@NYR	-	-	-	-	-	-	-	-	-	-	-	-	-	-	INJ - LOWER BODY
4/5	NYR	-	-	-	-	-	-	-	-	-	-	-	-	-	-	INJ - LOWER BODY
4/9	@CAR	-	-	-	-	-	-	-	-	-	-	-	-	-	-	INJ - LOWER BODY
4/11	@TBL	1	0	1 PP	1	0	28	23:31	-	-	-	3	0	2	1	200TH NHL POINT
4/13	@FLA	1	1	0	1	0	28	28:19	-	-	-	2	1	1	2	
4/17	MTL	1	0	3 2 PP	3	0	22	28:55	-	-	-	3	0	1	E	
4/20	@BOS	1	1 PP	0	1	0	28	24:24	-	-	-	4	3	2	-1	GWG
4/22	@OTT	-	-	-	-	-	-	-	-	-	-	-	-	-	-	ILL
4/23	BUF	1	0	1 PP	1	0	23	28:16	-	-	-	5	6	0	E	
4/25	@NJD	1	0	1 PP	1	0	25	26:07	-	-	-	2	0	1	E	
4/27	CAR	1	0	2	2	0	28	23:34	-	-	-	3	1	2	3	
Second-Half Totals		14	2	14	16	0	346	24:58	-	-	-	46	23	22	10	
Final Totals		35	5	33	38	8	901	25:42	-	-	-	95	59	45	16	

EVGENI MALKIN • 71

Position: C

Shoots: Left

Ht: 6-3

Wt: 195

DOB: 7/31/86

Birthplace: Magnitogorsk, Russia

Acquired: Drafted by Penguins in the first round (2nd overall) in the 2004 NHL Draft.



CAREER VS. NHL

	GP	G	A	PTS	PIM
ANA	6	1	4	5	8
BOS	21	11	14	25	30
BUF	24	9	22	31	26
CGY	5	2	1	3	12
CAR	22	9	18	27	20
CHI	4	2	4	6	2
COL	5	3	6	9	2
CBJ	4	2	3	5	4
DAL	7	2	4	6	6
DET	5	2	3	5	2
EDM	3	0	5	5	2
FLA	22	5	15	20	8
LAK	4	5	2	7	8
MIN	4	2	1	3	4
MTL	22	11	16	27	14
NSH	5	4	3	7	10
NJD	36	15	22	37	18
NYI	39	19	30	49	42
NYR	40	19	18	37	30
OTT	25	15	11	26	20
PHI	39	21	34	55	68
PHX	7	3	6	9	6
PIT	-	-	-	-	-
SJS	5	2	2	4	6
STL	6	3	3	6	2
TBL	24	16	12	28	18
TOR	22	10	30	40	42
VAN	5	1	2	3	8
WSH	22	9	25	34	16
WPG	25	14	27	41	28
Totals	458	217	343	560	462

Up-To-Date Player Stats: Evgeni Malkin

2012-13 POSTSEASON


- Tied for team lead with 16 points (4G-12A). His 16 points and 12 assists ranked 2nd (tied) in NHL.
- Recorded career-best 8-game point streak (3G-11A), which included 6 multi-point games.
- His 9 assists and 11 points in Round 1 were single-series career highs.
- Tied for team lead with 46 shots. Tied personal career high with 10 shots in Game 3 vs. Ottawa.

2012-13 SEASON

- Limited to 31 games due to various injuries throughout the season. Still produced over a point-per-game on the season with 33 points (9G-24A).
- Finished 1st on the team with 18 power-play points (4G-14A). Collected 3 power-play points (1G-2A) Feb. 7 vs. Washington.
- Passed Kevin Stevens for 7th place (556 points) on the all-time franchise list.
- Began season with Magnitogorsk in the Kontinental Hockey League during NHL work stoppage. Appeared in only 37 games, but still finished 3rd in the KHL in scoring with 65 points (23G-42A).

CAREER/PERSONAL

- Nickname - "Geno"
- Played 7 NHL seasons with Pittsburgh and has already won Stanley Cup (2009), Conn Smythe (playoff MVP - 2009), Hart Trophy (MVP - 2012), two Art Ross (scoring champion - 2008, '12), Ted Lindsay (outstanding player as voted by peers - 2012) and Calder Trophy (rookie of the year - 2007).
- Won trifecta of NHL Awards after remarkable 2011-12 season. Returned from offseason knee surgery to record first-career 50-goal season and 109 points to win the Art Ross, Hart and Ted Lindsay awards.
- Led Penguins to Stanley Cup title in 2009, being named Conn Smythe Trophy winner as playoff MVP after posting 36 points (14G-22A). Is 4th-youngest Conn Smythe winner (22 years, 10 months).
- First player since Mario Lemieux (1992) to win Art Ross and Conn Smythe in same season (2008-09). Became the 5th player in NHL history (since expansion in 1967) to win the regular-season and postseason scoring titles in one season, joining Lemieux, Wayne Gretzky, Guy Lafleur and Phil Esposito.
- His career postseason average of 1.24 points per game (min. 40 games) ranks 7th in NHL history.
- Recorded his first playoff hat trick and added an assist for a 4-point night in Game 2 of the 2009 Eastern Conference finals vs. Carolina on May 21, 2009. His 3rd goal came on a faceoff play called "The Geno" in which he won his own draw in the offensive zone, carried the puck behind the net and scored on a spinning, backhanded shot.



CAREER HIGHS

Goals: 3 (9 times), 2/25/12 vs. TBL

Assists: 5 (1 time), 1/20/07 vs. TOR

Points: 5 (7 times), 3/20/12 vs. WPG (2G-3A)

SOG: 12 (3 times), 11/12/11 at CAR

PIM: 10 (2 times), 1/23/13 vs. TOR

Hat Tricks: 9, 2/25/12 vs. TBL (3G)

Goal Streak: 6, 1/13/12-1/22/12 (9)

Assist Streak: 13, 10/16/08-11/15/08 (21)

Point Streak: 15, 1/16/10-3/4/10 (9G-15A)

- 4-time NHL All-Star (2008, '09, '11, '12) — 2 times voted as starter — ('09, '11). Named First-Team NHL All-Star in '07-08 and '08-09.
- Recorded 3 100-point and 4 30-plus goal seasons in career.
- Ranks 4th in team history for longest consecutive games played streak at 254. His streak began with his NHL debut on Oct. 18, 2006 and lasted until he missed a game vs. Columbus on Oct. 30, 2009.
- Earned Team MVP award in '07-08, '08-09 and '11-12.
- Recorded 13-game assist streak (21 total), 3rd-longest in Penguins history, from Oct. 16 to Nov. 15, 2008.
- Twice has had 15-game scoring streaks: Jan. 16 to March 4, 2010 (9G-14A); Oct. 23 to Nov. 22, 2007 (7G-15A).
- Recorded 200th career NHL point with an assist on Sidney Crosby's 100th career goal Oct. 18, 2008 vs. Toronto. The puck was split in half for both players to share.
- Scored first NHL goal in first game against Martin Brodeur Oct. 18, 2006 vs. New Jersey. Scored a goal in each of his first 6 games (7 goals total), becoming first NHL player in 89 years to accomplish the feat.
- Represented Russia in the Olympics (2006, '10), World



Championships (2006, '07, '10, '12), World Junior Championships (2004, '05, '06) and World Under-18 Championships (2003, '04). Won gold medal in '12 World Championship.

- Set Team Russia record for WC scoring with 19 points (11G-8A) while being named Top Forward and tournament MVP and winning gold in 2012.
- Played 4 seasons for hometown Metallurg Magnitogorsk in Russian Super League (2003-06) and Kontinental Hockey League (2012-13).
- Signed through 2013-14 season.

CAREER STATISTICS

REGULAR SEASON													PLAYOFFS				
YEAR	TEAM	LEAGUE	GP	G	A	PTS	PIM	+/-	PP	SH	GW	S	GP	G	A	PTS	PIM
2002-03	Russia	U18 WJC	6	5	4	9	2	11	--	--	--	--	--	--	--	--	--
2003-04	Magnitogorsk	RUS	34	3	9	12	12	11	--	--	--	--	--	--	--	--	--
	Russia	WJC	6	1	4	5	0	2	--	--	--	--	--	--	--	--	--
	Russia	U18 WJC	6	4	4	8	31	4	--	--	--	--	--	--	--	--	--
2004-05	Magnitogorsk	RUS	52	12	20	32	24	21	--	--	--	--	5	0	4	4	0
	Russia	WC	9	0	4	4	8	6	--	--	--	--	--	--	--	--	--
	Russia	WJC	6	3	7	10	16	0	--	--	--	--	--	--	--	--	--
2005-06	Magnitogorsk	RUS	46	21	26	47	46	28	--	--	--	--	11	5	10	15	41
	Russia	Olympics	7	2	4	6	31	5	--	--	--	--	--	--	--	--	--
	Russia	WC	7	3	6	9	6	7	--	--	--	--	--	--	--	--	--
	Russia	WJC	6	4	6	10	12	5	--	--	--	--	--	--	--	--	--
2006-07	PITTSBURGH	NHL	78	33	52	85	80	2	16	0	6	242	5	0	4	4	8
	Russia	WC	9	5	5	10	6	5	2	0	--	33	--	--	--	--	--
2007-08	PITTSBURGH	NHL	82	47	59	106	78	16	17	0	5	272	20	10	12	22	24
2008-09	PITTSBURGH	NHL	82	35	78*	113*	80	17	14	2	4	290	24	14	22*	36*	51
2009-10	PITTSBURGH	NHL	67	28	49	77	100	-6	13	2	7	268	13	5	6	11	6
	Russia	Olympics	4	3	3	6	0	--	2	0	1	--	--	--	--	--	--
2010-11	PITTSBURGH	NHL	43	15	22	37	18	-4	5	0	3	182	--	--	--	--	--
2011-12	PITTSBURGH	NHL	75	50	59	109*	70	18	12	0	9	339*	6	3	5	8	6
	Russia	WC	10	11	8	19	4	16	--	--	--	--	--	--	--	--	--
2012-13	PITTSBURGH	NHL	31	9	24	33	36	5	4	0	3	99	11	4	12	16	19
	Magnitogorsk	KHL	37	23	42	65	58	23	--	--	--	--	--	--	--	--	--
PIT/NHL TOTALS			458	217	343	560	462	48	81	4	37	1692	79	36	61	97	114

*NHL LEADER

71 EVGENI MALKIN • C

DATE	OPP	GP	GOALS	ASSISTS	POINTS	PIM	SHIFTS	TOI	WON	LOST	PCT	SHOTS	B/S	Hits	+/-	REMARKS		
1/19	@PHI	1	0		1	1	2	20	16:50	7	5	0.58	2	0	1	1		
1/20	@NYR	1	0		3	2PP	3	0	20	16:50	2	8	0.20	0	1	1	1	
1/23	TOR	1	1	PP	0		1	10	23	20:14	2	6	0.25	4	0	0	-3	
1/25	@WPG	1	0		0		0	2	21	18:07	8	9	0.47	8	0	0	-2	
1/27	@OTT	1	0		1		1	2	26	25:21	4	6	0.40	2	0	1	E	
1/29	NYI	1	0		0		0	0	21	21:17	8	5	0.62	3	0	1	E	
1/31	@NYR	1	1		1	PP	2	2	21	18:29	2	6	0.25	3	1	0	1	GWG/7TH TEAM HISTORY W/325 ASSISTS
2/2	NJD	1	0		2		2	0	19	17:29	6	5	0.55	0	0	0	1	
2/3	@WSH	1	0		2	1PP	2	0	21	18:03	5	9	0.36	2	2	0	1	
2/5	@NYI	1	0		0		0	0	22	17:15	2	2	0.50	3	1	0	E	
2/7	WSH	1	1	PP	2	2PP	3	0	18	17:22	10	6	0.63	3	1	0	E	
2/9	@NJD	1	0		0		0	6	19	22:05	7	4	0.64	5	0	0	E	
2/10	NJD	1	0		1	PP	1	0	24	24:01	7	7	0.50	5	2	0	-2	
2/13	OTT	1	0		0		0	0	20	21:35	2	7	0.22	4	0	0	2	
2/15	@WPG	1	0		1	PP	1	0	20	19:00	6	7	0.46	3	1	0	-1	
2/17	@BUF	1	0		1	PP	1	2	20	17:49	3	6	0.33	3	0	0	-1	
2/20	PHI	1	1	PP	1	PP	2	4	19	21:30	7	3	0.70	5	0	1	-1	
2/22	FLA	1	0		1	PP	1	0	16	15:12	1	5	0.17	5	0	1	-1	
2/24	TBL	-	-		-		-	-	-	-	-	-	-	-	-	-	INJ - CONCUSSION	
2/26	@FLA	-	-		-		-	-	-	-	-	-	-	-	-	-	INJ - CONCUSSION	
2/28	@CAR	-	-		-		-	-	-	-	-	-	-	-	-	-	INJ - CONCUSSION	
3/2	@MTL	-	-		-		-	-	-	-	-	-	-	-	-	-	INJ - CONCUSSION	
3/4	TBL	1	1		1		2	0	23	20:57	7	5	0.58	5	0	0	1	
3/7	@PHI	1	0		0		0	0	21	20:32	3	6	0.33	2	0	0	1	
Half-Season Totals		20	5		18		23	30	414	19:30	99	117	0.46	67	9	6	-2	

71 EVGENI MALKIN • C

DATE	OPP	GP	GOALS	ASSISTS	POINTS	PIM	SHIFTS	TOI	WON	LOST	PCT	SHOTS	B/S	Hits	+/-	REMARKS	
3/9	@TOR	1	0	1	1	0	18	19:46	5	8	0.38	3	0	1	1		
3/10	NYI	-	-	-	-	-	-	-	-	-	-	-	-	-	-	INJ - UPPER BODY	
3/12	BOS	-	-	-	-	-	-	-	-	-	-	-	-	-	-	INJ - UPPER BODY	
3/14	@TOR	-	-	-	-	-	-	-	-	-	-	-	-	-	-	INJ - UPPER BODY	
3/16	NYR	-	-	-	-	-	-	-	-	-	-	-	-	-	-	INJ - UPPER BODY	
3/17	BOS	-	-	-	-	-	-	-	-	-	-	-	-	-	-	INJ - UPPER BODY	
3/19	WSH	-	-	-	-	-	-	-	-	-	-	-	-	-	-	INJ - UPPER BODY	
3/22	@NYI	-	-	-	-	-	-	-	-	-	-	-	-	-	-	INJ - UPPER BODY	
3/24	PHI	-	-	-	-	-	-	-	-	-	-	-	-	-	-	INJ - UPPER BODY	
3/26	MTL	-	-	-	-	-	-	-	-	-	-	-	-	-	-	INJ - UPPER BODY	
3/28	WPG	1	1	0	1	0	17	16:08	8	6	0.57	4	1	0	2		
3/30	NYI	1	0	1	1	0	22	20:13	8	12	0.40	2	1	1	1		
4/2	BUF	1	0	1	PP	1	0	20	21:12	9	14	0.39	2	0	0	-1	
4/3	@NYR	1	0	0	0	2	21	21:14	11	13	0.46	2	0	0	E		
4/5	NYR	1	0	0	0	0	24	23:56	12	8	0.60	0	0	1	E		
4/9	@CAR	1	1	0	1	0	24	21:12	4	11	0.27	6	0	0	2	GWG	
4/11	@TBL	1	1	0	1	4	22	18:46	7	7	0.50	8	0	0	1	GWG/7TH TEAM HISTORY	
4/13	@FLA	-	-	-	-	-	-	-	-	-	-	-	-	-	-	W/556 POINTS	
4/17	MTL	-	-	-	-	-	-	-	-	-	-	-	-	-	-	INJ - UPPER BODY	
4/20	@BOS	-	-	-	-	-	-	-	-	-	-	-	-	-	-	INJ - UPPER BODY	
4/22	@OTT	-	-	-	-	-	-	-	-	-	-	-	-	-	-	INJ - UPPER BODY	
4/23	BUF	1	0	1	PP	1	0	19	21:18	11	7	0.61	1	0	0	-1	
4/25	@NJD	1	0	0	0	0	24	20:45	8	9	0.47	1	0	2	E		
4/27	CAR	1	1	PP	2	PP	3	0	18	16:19	13	6	0.68	3	0	1	2
Second-Half Totals		11	4	6		10	6	229	20:04	96	101	0.49	32	2	6	7	
Final Totals		31	9	24		33	36	643	19:42	195	218	0.47	99	11	12	5	

PAUL MARTIN • 7

Position: D**Shoots:** Left**Ht:** 6-1**Wt:** 200**DOB:** 3/5/81**Birthplace:** Minneapolis, MN**Acquired:** Signed by Penguins as an unrestricted free agent on July 1, 2010.

CAREER VS. NHL

	GP	G	A	PTS	PIM
ANA	6	0	1	1	0
BOS	30	2	8	10	8
BUF	27	3	10	13	2
CGY	6	0	3	3	2
CAR	28	3	11	14	14
CHI	8	1	2	3	0
COL	7	0	6	6	4
CBJ	7	4	2	6	0
DAL	8	0	2	2	4
DET	5	0	0	0	0
EDM	4	0	0	0	2
FLA	29	2	9	11	8
LAK	7	1	2	3	0
MIN	6	1	1	2	4
MTL	28	1	13	14	10
NSH	5	0	0	0	0
NJD	14	1	3	4	4
NYI	50	4	19	23	10
NYR	51	1	10	11	8
OTT	29	0	17	17	14
PHI	52	2	19	21	20
PHX	6	0	3	3	0
PIT	36	2	8	10	14
SJS	3	0	1	1	0
STL	8	0	1	1	0
TBL	27	4	9	13	6
TOR	29	1	11	12	6
VAN	6	0	2	2	2
WSH	31	2	13	15	10
WPG	31	2	14	16	12
Totals	584	37	200	237	164

Up-To-Date Player Stats: Paul Martin

2012-13 POSTSEASON


- Placed 2nd on team with 26:31 minutes per game. Was 2nd overall and 1st among team's blueliners with 3:11 shorthanded minutes per game
- Led team with 30 blocked shots and a plus-7 rating (tied).
- Set career highs in games played (tied-11), goals (2), assists (7), points (9) and rating (plus-7).
- Established career-long 4-game scoring streak (2G-4A).
- Scored 3rd-period, game-tying goal to force overtime in Game 6 vs. NY Islanders.
- Played career-high 37:16 minutes and blocked 8 shots in Game 3 vs. Ottawa.

2012-13 SEASON

- One of Pens' best defensemen throughout the season. Named team's Defensive Player of the Year.
- Despite being limited to only 34 games, still topped 20 points for 8th time in career and tied personal career high with 6 goals.
- Ranked 2nd on team in ice time per game (25:19) and shorthanded minutes (3:08).
- Strong second half of season. Recorded 20 points (5G-15A) in last 26 games played, and was a plus or even in his final 13 games.
- Averaged 3:11 power-play minutes per game.
- Notched 200th career assist April 27 vs. Carolina.

CAREER/PERSONAL

- Nickname - "Pauly"
- Played 9 NHL seasons with New Jersey and Pittsburgh.
- Topped 20 points 8 times in his career and 20-plus assists 6 times.
- Ranked 2nd on Penguins in average ice time in each of first 3 years with Pittsburgh (23:21 in 2010-11; 23:00 in '11-12; 25:22 in '12-13).
- Became second defenseman in Penguins history to score 2 unassisted goals in 1 game Dec. 4, 2010 at Columbus (Ab DeMarco, Feb. 24, 1974 at Chicago).
- Tallied his first goal as a Penguin against his former Devils teammates on Oct. 11, 2010.
- Played first 6 seasons of career with New Jersey after the Devils selected him in the 2nd round (62nd overall) of the 2000 NHL Draft.
- His best NHL season came in 2005-06 with New Jersey when he established career highs in assists (32) and points (37).



CAREER HIGHS

Goals: 2 (2 times), 12/4/10 at CBJ**Assists:** 3 (3 times), 2/20/13 vs. PHI**Points:** 3 (4 times), 2/20/13 vs. PHI (3A)**SOG:** 6 (3 times), 11/21/08 vs. NYI**PIM:** 6 (1 time), 2/13/13 vs. OTT**Hat Tricks:** None**Goal Streak:** 2, 2/24/13-2/26/13 (2)**Assist Streak:** 5, 12/26/05-1/3/06 (6)**Point Streak:** 5, 12/26/05-1/3/06 (6A)



- Chosen to represent Team USA at 2010 Winter Olympics, but did not play due to injury.
- Played for Team USA in World Championships (2004, '07), World Cup (2004) and World Junior Championships (2001).
- Played 3 seasons with University of Minnesota from 2000-03, helping the Golden Gophers to back-to-back NCAA titles in 2002 and '03.
- Native of Elk River, Minnesota.
- Named Minnesota's "Mr. Hockey" in 2000 as the most outstanding senior player in the state while playing for Elk River.
- Signed through 2014-15 season.

CAREER STATISTICS

YEAR	TEAM	LEAGUE	REGULAR SEASON										PLAYOFFS				
			GP	G	A	PTS	PIM	+/-	PP	SH	GW	S	GP	G	A	PTS	PIM
1998-99	Elk River	HS	24	9	11	20	--	--	--	--	--	--	--	--	--	--	--
1999-00	Elk River	HS	24	15	35	50	26	--	--	--	--	--	--	--	--	--	--
2000-01	Minnesota	WCHA	38	3	17	20	8	--	--	--	--	--	--	--	--	--	--
	United States	WJC	7	0	4	4	2	--	--	--	--	--	--	--	--	--	--
2001-02	Minnesota	WCHA	44	8	30	38	22	--	--	--	--	--	--	--	--	--	--
2002-03	Minnesota	WCHA	45	9	30	39	32	--	--	--	--	--	--	--	--	--	--
2003-04	New Jersey	NHL	70	6	18	24	4	12	2	0	2	82	5	1	1	2	4
2004-05	Fribourg-Gotteron	Swiss	11	3	4	7	2	--	--	--	--	--	--	--	--	--	--
	United States	W-Cup	3	0	1	1	0	3	--	--	--	--	--	--	--	--	--
	United States	WC	7	0	0	0	2	--	--	--	--	--	--	--	--	--	--
2005-06	New Jersey	NHL	80	5	32	37	32	1	3	0	0	97	9	0	3	3	4
2006-07	New Jersey	NHL	82	3	23	26	18	-9	1	0	0	84	11	0	4	4	6
2007-08	New Jersey	NHL	73	5	27	32	22	20	2	0	2	93	5	1	2	3	2
	United States	WC	7	1	7	8	0	--	--	--	--	--	--	--	--	--	--
2008-09	New Jersey	NHL	73	5	28	33	36	21	2	0	1	107	7	0	4	4	2
2009-10	New Jersey	NHL	22	2	9	11	2	10	1	0	0	21	5	0	0	0	0
2010-11	PITTSBURGH	NHL	77	3	21	24	16	9	2	0	1	104	7	0	2	2	2
2011-12	PITTSBURGH	NHL	73	2	25	27	18	9	0	0	0	93	3	1	0	1	0
2012-13	PITTSBURGH	NHL	34	6	17	23	16	14	2	0	1	38	11	2	7	9	4
NHL TOTALS			584	37	200	237	164	87	15	0	7	719	63	5	23	28	24
PITTSBURGH TOTALS			184	11	63	74	50	32	4	0	2	235	21	3	9	12	6

7 PAUL MARTIN • D

DATE	OPP	GP	GOALS	ASSISTS	POINTS	PIM	SHIFTS	TOI	WON	LOST	PCT	SHOTS	B/S	Hits	+/-	REMARKS	
1/19	@PHI	1	1	PP	1	PP	2	0	27	24:07	-	-	-	1	3	1	-1
1/20	@NYR	1	0		1		1	0	24	23:29	-	-	-	1	2	0	1
1/23	TOR	1	0		0		0	0	29	24:49	-	-	-	1	1	0	E
1/25	@WPG	1	0		0		0	0	25	22:21	-	-	-	0	0	0	E
1/27	@OTT	1	0		0		0	0	30	30:26	-	-	-	2	2	0	-1
1/29	NYI	1	0		0		0	0	23	21:59	-	-	-	1	2	0	E
1/31	@NYR	1	0		0		0	0	27	26:23	-	-	-	3	0	1	E
2/2	NJD	1	0		0		0	0	26	24:50	-	-	-	0	2	1	-1
2/3	@WSH	1	0		1		1	0	27	27:41	-	-	-	0	4	1	E
2/5	@NYI	1	0		1		1	0	28	25:13	-	-	-	0	2	0	E
2/7	WSH	1	0		1	PP	1	0	25	28:08	-	-	-	0	0	0	E
2/9	@NJD	1	0		0		0	2	30	28:49	-	-	-	0	2	0	-1
2/10	NJD	1	0		0		0	0	28	28:52	-	-	-	1	0	1	-1
2/13	OTT	1	0		2	1PP	2	6	26	23:43	-	-	-	1	0	0	E
2/15	@WPG	1	0		0		0	0	26	26:24	-	-	-	1	1	0	1
2/17	@BUF	1	1		0		1	0	29	22:11	-	-	-	2	2	0	1
2/20	PHI	1	0		3	1PP	3	0	31	24:29	-	-	-	1	0	0	E
2/22	FLA	1	0		0		0	0	22	24:14	-	-	-	1	1	0	-1
2/24	TBL	1	1		1		2	0	26	24:30	-	-	-	2	0	0	1
2/26	@FLA	1	1		0		1	0	28	27:33	-	-	-	1	3	1	3
2/28	@CAR	1	0		0		0	0	20	18:28	-	-	-	1	0	0	-3
3/2	@MTL	-	-		-		-	-	-	-	-	-	-	-	-	-	INJ - LOWER BODY
3/4	TBL	-	-		-		-	-	-	-	-	-	-	-	-	-	INJ - LOWER BODY
3/7	@PHI	1	0		0		0	0	30	22:23	-	-	-	0	2	3	2
Half-Season Totals		22	4		11		15	8	587	25:03	-	-	-	20	29	9	0

7

PAUL MARTIN • D

DATE	OPP	GP	GOALS	ASSISTS	POINTS	PIM	SHIFTS	TOI	WON	LOST	PCT	SHOTS	B/S	Hits	+/-	REMARKS	
3/9	@TOR	1	1	1	2	0	30	24:53	-	-	-	3	1	1	2		
3/10	NYI	1	0	0	0	2	23	22:14	-	-	-	3	2	0	E		
3/12	BOS	1	0	0	0	0	25	24:22	-	-	-	1	0	0	1		
3/14	@TOR	1	0	0	0	0	28	26:04	-	-	-	2	3	2	2		
3/16	NYR	1	0	1	PP	1	0	25:35	-	-	-	2	2	0	E		
3/17	BOS	1	0	0	0	0	28	30:02	-	-	-	0	0	1	2		
3/19	WSH	1	1	PP	0	1	0	26	28:14	-	-	-	4	4	1	E	TIED CAREER HIGH W/6TH GOAL
3/22	@NYI	1	0	0	0	0	29	25:40	-	-	-	0	3	2	2		
3/24	PHI	1	0	1	PP	1	2	27	28:09	-	-	-	0	0	1	E	
3/26	MTL	1	0	0	0	0	25	25:12	-	-	-	0	3	0	1		
3/28	WPG	1	0	1	1	2	27	23:53	-	-	-	3	1	0	2		
3/30	NYI	-	-	-	-	-	-	-	-	-	-	-	-	-	-	INJ - BROKEN HAND	
4/2	BUF	-	-	-	-	-	-	-	-	-	-	-	-	-	-	INJ - BROKEN HAND	
4/3	@NYR	-	-	-	-	-	-	-	-	-	-	-	-	-	-	INJ - BROKEN HAND	
4/5	NYR	-	-	-	-	-	-	-	-	-	-	-	-	-	-	INJ - BROKEN HAND	
4/9	@CAR	-	-	-	-	-	-	-	-	-	-	-	-	-	-	INJ - BROKEN HAND	
4/11	@TBL	-	-	-	-	-	-	-	-	-	-	-	-	-	-	INJ - BROKEN HAND	
4/13	@FLA	-	-	-	-	-	-	-	-	-	-	-	-	-	-	INJ - BROKEN HAND	
4/17	MTL	-	-	-	-	-	-	-	-	-	-	-	-	-	-	INJ - BROKEN HAND	
4/20	@BOS	-	-	-	-	-	-	-	-	-	-	-	-	-	-	INJ - BROKEN HAND	
4/22	@OTT	-	-	-	-	-	-	-	-	-	-	-	-	-	-	INJ - BROKEN HAND	
4/23	BUF	-	-	-	-	-	-	-	-	-	-	-	-	-	-	INJ - BROKEN HAND	
4/25	@NJD	-	-	-	-	-	-	-	-	-	-	-	-	-	-	INJ - BROKEN HAND	
4/27	CAR	1	0	2	PP	2	2	29	23:31	-	-	-	0	2	0	2	200TH NHL ASSIST
Second-Half Totals		12	2	6		8	8	324	25:39	-	-	-	18	21	8	14	
Final Totals		34	6	17		23	16	911	25:15	-	-	-	38	50	17	14	

BRENDEN MORROW • 10

Position: LW**Shoots:** Left**Ht:** 6-0**Wt:** 205**DOB:** 1/16/79**Birthplace:** Carlyle, SK**Acquired:** From Dallas with 2013 third-round pick for Joe Morrow and 2013 fifth-round pick.

CAREER VS. NHL

	GP	G	A	PTS	PIM
ANA	63	18	24	42	79
BOS	12	5	2	7	19
BUF	10	2	2	4	10
CGY	40	12	11	23	38
CAR	17	6	8	14	38
CHI	45	13	17	30	66
COL	44	11	12	23	44
CBJ	38	10	11	21	59
DAL	--	--	--	--	--
DET	40	12	9	21	45
EDM	41	15	20	35	57
FLA	13	4	3	7	21
LAK	69	20	22	42	147
MIN	35	9	12	21	36
MTL	12	4	2	6	15
NSH	43	12	16	28	62
NJD	16	3	4	7	10
NYI	16	6	3	9	12
NYR	16	6	5	11	14
OTT	10	4	7	11	12
PHI	13	3	5	8	22
PHX	64	21	24	45	98
PIT	8	0	2	2	28
SJS	59	16	23	39	74
STL	43	15	15	30	77
TBL	11	4	3	7	15
TOR	8	3	5	8	12
VAN	40	9	12	21	80
WSH	12	5	10	15	21
WPG	12	1	4	5	11
Totals	850	249	293	542	1222

CAREER HIGHS

Goals: 3 (1 time), 1/31/04 at PHX**Assists:** 3 (5 times), 10/27/07 vs. PHX**Points:** 4 (4 times), 3/16/10 vs. SJS

Up-To-Date Player Stats: Brenden Morrow

2012-13 POSTSEASON

- Ranked 4th on team with 27 hits. Had 5 hits in Pens' playoff debut in Game 1 vs. NY Islanders
- Returned to lineup after missing one game and scored 2nd goal of playoffs in Game 5 vs. Ottawa.
- Scored 1st playoff goal with Pens in Game 2 vs. Ottawa.

2012-13 SEASON

- Joined Penguins after spending first 13 years of career in Dallas.
- Finished season with 12 goals, 25 points in 44 games with Dallas and Pittsburgh.
- Ended season strong with 14 points (6G-8A) in last 11 contests.
- Recorded 4-game scoring streak (5G-3A) from April 9-17. Posted back-to-back 3-point games: April 13 at Florida (2G-1A); April 17 vs. Montreal (2G-1A).
- Scored 1st goal as a Penguin April 9 at Carolina. Made Penguins' debut March 26 vs. Montreal.

CAREER/PERSONAL

- Nickname - "Mo"
- Played 13 NHL seasons with Dallas and Pittsburgh. Was the Stars captain for 7 seasons before being acquired by Penguins.
- Has played over 800 NHL games with nearly 250 goals and 300 assists.
- Helped Dallas advance to Stanley Cup Final in 2000 as a 21-year-old rookie. Scored 6 points (2G-4A) in 21 postseason games. Also helped Stars reach the conference final in '08 with 15 points (9G-6A).
- Won gold medal with Team Canada at 2010 Winter Olympics in Vancouver after scoring 2 goals and 3 points in 7 games. Was Olympic teammates with Sidney Crosby, Jarome Iginla and Marc-Andre Fleury.
- Has scored 20 or more goals in 7 seasons and twice notched over 30 (33, 2010-11; 32, 2007-08). Has recorded double digits in goals every season except for 2008-09 season when an ACL tear limited him to just 18 games played.
- Has recorded 40 or more points 7 times, including a career-high 74 (32G-42A) in 2007-08.
- Originally drafted by Dallas in the 1st round (25th overall) of the 1997 NHL Draft - which was held in Pittsburgh's Civic Arena.
- Other than 2010 Olympics, also represented Canada in World Championships (2001, '02, '04, '05), World Junior Championship (1998) and World Cup of Hockey (2004). Won gold in '04 WC and World Cup, while earning silver in '05 WC and '98 WJC.
- Played 4 seasons with Portland Winterhawks from 1995-99. Named to All-Star Team (1997-98, '98-99) and First-Team All-Star in 1998-99. Led Portland to '98 Memorial Cup championship.
- Married (Anne-Marie); 1 son (Brody); 2 daughters (Mallory, Bryelle).
- Signed through 2012-13 season.

**SOG:** 8 (1 time), 11/6/09 vs. VAN**PIM:** 29 (1 time), 2/12/06 at LAK**Hat Tricks:** 1, 1/31/04 at PHX (3G)**Goal Streak:** 5, 4/3/11-4/10/11 (5G)**Assist Streak:** 6, 11/10/07-11/23/07 (6A)**Point Streak:** 8, 11/8/07-11/25/07 (4G-6A)



CAREER STATISTICS																	
REGULAR SEASON													PLAYOFFS				
YEAR	TEAM	LEAGUE	GP	G	A	PTS	PIM	+/-	PP	SH	GW	S	GP	G	A	PTS	PIM
1995-96	Portland	WHL	65	13	12	25	61	--	--	--	--	--	7	0	0	0	8
1996-97	Portland	WHL	71	39	49	88	178	--	--	--	--	--	6	2	1	3	4
1997-98	Portland	WHL	68	34	52	86	184	51	11	2	4	--	16	10	8	18	65
	Portland	M-CUP	4	1	2	3	20	--	--	--	--	--	--	--	--	--	--
1998-99	Portland	WHL	61	41	44	85	248	-1	19	1	6	--	4	0	4	4	18
	Canada	WJC	7	1	7	8	4	--	--	--	--	--	--	--	--	--	--
1999-00	Dallas	NHL	64	14	19	33	81	8	3	0	3	113	21	2	4	6	22
	Michigan	IHL	9	2	0	2	18	0	1	0	1	19	--	--	--	--	--
2000-01	Dallas	NHL	82	20	24	44	128	18	7	0	6	121	10	0	3	3	12
	Canada	WC	1	0	0	0	0	--	--	--	--	--	--	--	--	--	--
2001-02	Dallas	NHL	72	17	18	35	109	12	4	0	3	102	--	--	--	--	--
	Canada	WC	7	0	1	1	2	--	--	--	--	--	--	--	--	--	--
2002-03	Dallas	NHL	71	21	22	43	134	20	2	3	4	105	12	3	5	8	16
2003-04	Dallas	NHL	81	25	24	49	121	10	9	0	3	132	5	0	1	1	4
	Canada	WC	9	0	3	3	12	--	--	--	--	--	--	--	--	--	--
	Canada	W-CUP	1	0	0	0	4	0	--	--	--	--	--	--	--	--	--
2004-05	Oklahoma	CHL	19	8	14	22	31	6	2	1	--	--	--	--	--	--	--
	Canada	WC	9	0	1	1	6	--	--	--	--	--	--	--	--	--	--
2005-06	Dallas	NHL	81	23	42	65	183	30	8	1	4	146	5	1	5	6	6
2006-07	Dallas	NHL	40	16	15	31	33	-2	8	0	3	101	7	2	1	3	18
2007-08	Dallas	NHL	82	32	42	74	105	23	12	2	7	207	18	9	6	15	22
2008-09	Dallas	NHL	18	5	10	15	49	-4	2	0	0	52	--	--	--	--	--
2009-10	Dallas	NHL	76	20	26	46	69	-3	9	1	2	155	--	--	--	--	--
	Canada	OLY	7	2	1	3	2	--	--	--	--	--	--	--	--	--	--
2010-11	Dallas	NHL	82	33	23	56	76	-3	9	1	5	209	--	--	--	--	--
2011-12	Dallas	NHL	57	11	15	26	97	1	5	0	2	88	--	--	--	--	--
2012-13	Dallas	NHL	29	6	5	11	18	-8	1	0	1	31	--	--	--	--	--
	PITTSBURGH	NHL	15	6	8	14	19	5	1	0	1	24	10	2	2	4	6
NHL TOTALS			850	249	293	542	1222	107	80	8	44	1586	88	19	27	46	106
PITTSBURGH TOTALS			15	6	8	14	19	5	1	0	1	24	10	2	2	4	6

10 BRENDEN MORROW • LW

DATE	OPP	GP	GOALS	ASSISTS	POINTS	PIM	SHIFTS	TOI	WON	LOST	PCT	SHOTS	B/S	Hits	+/-	REMARKS
1/19	@PHI	-	-	-	-	-	-	-	-	-	-	-	-	-	-	WITH DALLAS
1/20	@NYR	-	-	-	-	-	-	-	-	-	-	-	-	-	-	WITH DALLAS
1/23	TOR	-	-	-	-	-	-	-	-	-	-	-	-	-	-	WITH DALLAS
1/25	@WPG	-	-	-	-	-	-	-	-	-	-	-	-	-	-	WITH DALLAS
1/27	@OTT	-	-	-	-	-	-	-	-	-	-	-	-	-	-	WITH DALLAS
1/29	NYI	-	-	-	-	-	-	-	-	-	-	-	-	-	-	WITH DALLAS
1/31	@NYR	-	-	-	-	-	-	-	-	-	-	-	-	-	-	WITH DALLAS
2/2	NJD	-	-	-	-	-	-	-	-	-	-	-	-	-	-	WITH DALLAS
2/3	@WSH	-	-	-	-	-	-	-	-	-	-	-	-	-	-	WITH DALLAS
2/5	@NYI	-	-	-	-	-	-	-	-	-	-	-	-	-	-	WITH DALLAS
2/7	WSH	-	-	-	-	-	-	-	-	-	-	-	-	-	-	WITH DALLAS
2/9	@NJD	-	-	-	-	-	-	-	-	-	-	-	-	-	-	WITH DALLAS
2/10	NJD	-	-	-	-	-	-	-	-	-	-	-	-	-	-	WITH DALLAS
2/13	OTT	-	-	-	-	-	-	-	-	-	-	-	-	-	-	WITH DALLAS
2/15	@WPG	-	-	-	-	-	-	-	-	-	-	-	-	-	-	WITH DALLAS
2/17	@BUF	-	-	-	-	-	-	-	-	-	-	-	-	-	-	WITH DALLAS
2/20	PHI	-	-	-	-	-	-	-	-	-	-	-	-	-	-	WITH DALLAS
2/22	FLA	-	-	-	-	-	-	-	-	-	-	-	-	-	-	WITH DALLAS
2/24	TBL	-	-	-	-	-	-	-	-	-	-	-	-	-	-	WITH DALLAS
2/26	@FLA	-	-	-	-	-	-	-	-	-	-	-	-	-	-	WITH DALLAS
2/28	@CAR	-	-	-	-	-	-	-	-	-	-	-	-	-	-	WITH DALLAS
3/2	@MTL	-	-	-	-	-	-	-	-	-	-	-	-	-	-	WITH DALLAS
3/4	TBL	-	-	-	-	-	-	-	-	-	-	-	-	-	-	WITH DALLAS
3/7	@PHI	-	-	-	-	-	-	-	-	-	-	-	-	-	-	WITH DALLAS
Half-Season Totals		0	0	0	0	0	0	-	-	-	-	0	0	0	0	

10

BRENDEN MORROW • RW

DATE	OPP	GP	GOALS	ASSISTS	POINTS	PIM	SHIFTS	TOI	WON	LOST	PCT	SHOTS	B/S	Hits	+/-	REMARKS	
3/9	@TOR	-	-	-	-	-	-	-	-	-	-	-	-	-	-	WITH DALLAS	
3/10	NYI	-	-	-	-	-	-	-	-	-	-	-	-	-	-	WITH DALLAS	
3/12	BOS	-	-	-	-	-	-	-	-	-	-	-	-	-	-	WITH DALLAS	
3/14	@TOR	-	-	-	-	-	-	-	-	-	-	-	-	-	-	WITH DALLAS	
3/16	NYR	-	-	-	-	-	-	-	-	-	-	-	-	-	-	WITH DALLAS	
3/17	BOS	-	-	-	-	-	-	-	-	-	-	-	-	-	-	WITH DALLAS	
3/19	WSH	-	-	-	-	-	-	-	-	-	-	-	-	-	-	WITH DALLAS	
3/22	@NYI	-	-	-	-	-	-	-	-	-	-	-	-	-	-	WITH DALLAS	
3/24	PHI	-	-	-	-	-	-	-	-	-	-	-	-	-	-	DND - ARRIVING IN PGH	
3/26	MTL	1	0	0	0	0	17	12:55	-	-	-	0	0	1	E	PGH DEBUT	
3/28	WPG	1	0	0	0	0	16	14:38	-	-	-	2	1	1	1		
3/30	NYI	1	0	0	0	0	18	13:00	-	-	-	3	1	1	E		
4/2	BUF	1	0	0	0	2	20	14:41	-	-	-	0	1	4	-1		
4/3	@NYR	1	0	1	1	0	17	13:35	-	-	-	1	1	6	-1	1ST POINT W/ PGH	
4/5	NYR	1	0	0	0	0	17	13:39	-	-	-	1	0	5	-1		
4/9	@CAR	1	1	0	1	0	22	17:01	0	1	0.00	2	0	3	1	1ST GOAL W/ PGH	
4/11	@TBL	1	0	1	1	0	17	13:38	-	-	-	2	0	0	2		
4/13	@FLA	1	2	PP	1	3	4	22	14:45	-	-	-	2	0	3	2	GWG
4/17	MTL	1	2	PP	1	3	7	19	14:03	-	-	-	3	1	1	1	
4/20	@BOS	1	0	0	0	0	21	17:23	-	-	-	1	1	5	E		
4/22	@OTT	1	0	2	2	2	20	16:22	-	-	-	0	1	2	2		
4/23	BUF	1	0	0	0	0	18	14:46	-	-	-	2	1	2	-2		
4/25	@NJD	1	0	1	1	2	20	13:49	-	-	-	3	0	1	E		
4/27	CAR	1	1	1	2	2	21	15:29	-	-	-	2	0	2	1		
Second-Half Totals		15	6	8	14	19	0	10:39	0	1	0.00	24	8	37	5		
Final Totals		15	6	8	14	19	0	10:39	0	1	0.00	24	8	37	5		

DOUGLAS MURRAY • 3

Position: D**Shoots:** Left**Ht:** 6-3**Wt:** 245**DOB:** 3/12/80**Birthplace:** Bromma, SWE**Acquired:** From San Jose for 2013 second-round draft pick and 2014 conditional second-round draft pick.

CAREER VS. NHL

	GP	G	A	PTS	PIM
ANA	41	0	7	7	28
BOS	7	0	0	0	0
BUF	9	1	0	1	4
CGY	24	0	3	3	13
CAR	6	1	1	2	2
CHI	22	0	1	1	28
COL	21	1	3	4	10
CBJ	20	0	3	3	15
DAL	30	0	1	1	38
DET	21	0	6	6	14
EDM	24	1	5	6	34
FLA	5	0	0	0	2
LAK	40	1	3	4	30
MIN	19	0	4	4	10
MTL	7	1	1	2	0
NSH	20	0	0	0	8
NJD	7	0	0	0	9
NYI	5	0	1	1	15
NYR	8	0	2	2	0
OTT	7	0	1	1	8
PHI	4	1	0	1	6
PHX	39	0	5	5	38
PIT	6	0	0	0	2
SJS	--	--	--	--	--
STL	23	0	1	1	12
TBL	8	0	4	4	20
TOR	5	0	0	0	0
VAN	23	0	3	3	22
WSH	8	0	0	0	2
WPG	6	0	0	0	0
Totals	465	7	55	62	370

Up-To-Date Player Stats: Douglas Murray

2012-13 POSTSEASON


- Ranked 2nd in blocked shots (23) and 3rd in hits (18) among team's defensemen.
- Scored 2 goals in 1st round vs. NY Islanders.
- His 2 goals tied for 2nd among team's blueliners.

2012-13 SEASON

- Joined Penguins after playing first 8 NHL seasons in San Jose.
- Placed 2nd among team's defensemen with 89 hits. Ranked 2nd on team with 98 blocked shots. Placed 3rd on team with 2:48 shorthanded minutes per game.
- Ended 146-game goal less drought with tally April 17 vs. Montreal.
- Posted 1st point as a Penguin (assist) March 30 vs. NY Islanders.
- Made Penguins debut March 28 vs. Winnipeg with 3 hits and plus-1 rating.
- Played for Djurgardens of the Swedish League during the NHL work stoppage.

CAREER/PERSONAL

- Nickname - "Crankshaft"
- Played 8 NHL seasons with San Jose and Pittsburgh.
- Recorded over 100 hits in 6 of 8 seasons and twice topped 200 (203, 2010-11; 233, 2009-10). Set San Jose single-game franchise record with 10 hits April 7, 2012 vs. Los Angeles.
- Posted 99 or more blocked shots in the past 4 seasons. Best marks came in 2011-12 (143) and 2010-11 (140). Set a San Jose single-game franchise record (since surpassed) with 7 blocks Feb. 5, 2011 at Boston.
- List of NHL firsts: game (Dec. 2, 2005 at Buffalo); goal (Feb. 21, 2008 at Philadelphia); assist/point (Feb. 2, 2006 vs. Minnesota).
- Originally drafted by San Jose in the 8th round (241st overall) of the 1999 NHL Draft.
- Represented Team Sweden at the 2010 Winter Olympics in Vancouver and the 2008 World Championships.
- Played 4 seasons of collegiate hockey at Cornell from 1999-03, serving as an alternate and co-captain.
- Hobey Baker finalist in 2002. Named *Hockey Digest's* NCAA All-American Second-Team (2003), First-Team All-Ivy League (2001, '02, '03), First-Team All ECAC (2002, '03) and selected as ECAC best defensive defenseman (2003). Earned Nicky Bawlf Award as team MVP (2002).
- Ranked 16th on *The Sporting News' "Smartest Athletes"* list in 2010. Joined George Parros as only 2 NHL players on the list.
- Hockey idol is his grandfather Lasse Bjorn, a hulking, physical Swedish defenseman that played in the Swedish Elite League in the 1950s and 60s. Bjorn won 9 Swedish championships with Djurgarden. Wears No. 3 in honor of grandfather.
- Signed through 2012-13 season.



CAREER HIGHS

Goals: 1 (7 times), 4/17/13 vs. MTL**Assists:** 2 (3 times), 1/17/09 vs. DET**Points:** 2 (4 times), 1/2/10 vs. EDM**SOG:** 5 (2 times), 1/31/11 vs. CBJ**PIM:** 17 (1 time), 10/4/07 at EDM**Hat Tricks:** None**Goal Streak:** 2, 1/2/10-1/4/10 (2)**Assist Streak:** 4, 4/2/11-4/8/11 (4)**Point Streak:** 4, 4/2/11-4/8/11 (4A)



CAREER STATISTICS

REGULAR SEASON													PLAYOFFS				
YEAR	TEAM	LEAGUE	GP	G	A	PTS	PIM	+/-	PP	SH	GW	S	GP	G	A	PTS	PIM
1999-00	Cornell	ECAC	32	3	6	9	38	--	--	--	--	--	--	--	--	--	--
2000-01	Cornell	ECAC	25	5	13	18	39	--	--	--	--	--	--	--	--	--	--
2001-02	Cornell	ECAC	35	11	21	32	67	--	--	--	--	--	--	--	--	--	--
2002-03	Cornell	ECAC	35	5	20	25	30	--	--	--	--	--	--	--	--	--	--
2003-04	Cleveland	AHL	72	10	12	22	75	7	5	0	0	--	9	3	0	3	37
2004-05	Cleveland	AHL	54	6	17	23	56	-7	4	0	2	--					
2005-06	San Jose	NHL	34	0	1	1	27	3	0	0	0	21					
	Cleveland	AHL	20	1	7	8	37	-8	0	0	1	--					
2006-07	San Jose	NHL	35	0	3	3	31	0	0	0	0	18					
	Worcester	AHL	5	2	1	3	8	4	1	0	0	--					
2007-08	San Jose	NHL	66	1	9	10	98	20	0	0	0	48	13	1	1	2	2
	Sweden	WC	5	0	0	0	27	--	--	--	--	--					
2008-09	San Jose	NHL	75	0	7	7	38	6	0	0	0	56	6	0	0	0	9
2009-10	San Jose	NHL	79	4	13	17	66	3	1	0	1	85	15	1	6	7	8
	Sweden	OLY	4	0	0	0	0	--	--	--	--	--	--	--	--	--	--
2010-11	San Jose	NHL	73	1	13	14	44	5	0	0	0	102	18	0	1	1	8
2011-12	San Jose	NHL	60	0	4	4	31	3	0	0	0	71	5	0	0	0	19
2012-13	Djurgardens	SWE	14	1	2	3	36	--	--	--	--	--	--	--	--	--	--
	San Jose	NHL	29	0	3	3	26	-8	0	0	0	13	--	--	--	--	--
	PITTSBURGH	NHL	14	1	2	3	9	-1	0	0	0	14	11	2	1	3	30
NHL TOTALS			465	7	55	62	370	31	1	0	1	428	68	4	9	13	76
PITTSBURGH TOTALS			14	1	2	3	9	-1	0	0	0	14	11	2	1	3	30

3

DOUGLAS MURRAY • D

DATE	OPP	GP	GOALS	ASSISTS	POINTS	PIM	SHIFTS	TOI	WON	LOST	PCT	SHOTS	B/S	Hits	+/-	REMARKS
1/19	@PHI	-	-	-	-	-	-	-	-	-	-	-	-	-	-	WITH SAN JOSE
1/20	@NYR	-	-	-	-	-	-	-	-	-	-	-	-	-	-	WITH SAN JOSE
1/23	TOR	-	-	-	-	-	-	-	-	-	-	-	-	-	-	WITH SAN JOSE
1/25	@WPG	-	-	-	-	-	-	-	-	-	-	-	-	-	-	WITH SAN JOSE
1/27	@OTT	-	-	-	-	-	-	-	-	-	-	-	-	-	-	WITH SAN JOSE
1/29	NYI	-	-	-	-	-	-	-	-	-	-	-	-	-	-	WITH SAN JOSE
1/31	@NYR	-	-	-	-	-	-	-	-	-	-	-	-	-	-	WITH SAN JOSE
2/2	NJD	-	-	-	-	-	-	-	-	-	-	-	-	-	-	WITH SAN JOSE
2/3	@WSH	-	-	-	-	-	-	-	-	-	-	-	-	-	-	WITH SAN JOSE
2/5	@NYI	-	-	-	-	-	-	-	-	-	-	-	-	-	-	WITH SAN JOSE
2/7	WSH	-	-	-	-	-	-	-	-	-	-	-	-	-	-	WITH SAN JOSE
2/9	@NJD	-	-	-	-	-	-	-	-	-	-	-	-	-	-	WITH SAN JOSE
2/10	NJD	-	-	-	-	-	-	-	-	-	-	-	-	-	-	WITH SAN JOSE
2/13	OTT	-	-	-	-	-	-	-	-	-	-	-	-	-	-	WITH SAN JOSE
2/15	@WPG	-	-	-	-	-	-	-	-	-	-	-	-	-	-	WITH SAN JOSE
2/17	@BUF	-	-	-	-	-	-	-	-	-	-	-	-	-	-	WITH SAN JOSE
2/20	PHI	-	-	-	-	-	-	-	-	-	-	-	-	-	-	WITH SAN JOSE
2/22	FLA	-	-	-	-	-	-	-	-	-	-	-	-	-	-	WITH SAN JOSE
2/24	TBL	-	-	-	-	-	-	-	-	-	-	-	-	-	-	WITH SAN JOSE
2/26	@FLA	-	-	-	-	-	-	-	-	-	-	-	-	-	-	WITH SAN JOSE
2/28	@CAR	-	-	-	-	-	-	-	-	-	-	-	-	-	-	WITH SAN JOSE
3/2	@MTL	-	-	-	-	-	-	-	-	-	-	-	-	-	-	WITH SAN JOSE
3/4	TBL	-	-	-	-	-	-	-	-	-	-	-	-	-	-	WITH SAN JOSE
3/7	@PHI	-	-	-	-	-	-	-	-	-	-	-	-	-	-	WITH SAN JOSE
Half-Season Totals		0	0	0	0	0	0	-	-	-	-	0	0	0	0	

3 DOUGLAS MURRAY • D

DATE	OPP	GP	GOALS	ASSISTS	POINTS	PIM	SHIFTS	TOI	WON	LOST	PCT	SHOTS	B/S	Hits	+/-	REMARKS
3/9	@TOR	-	-	-	-	-	-	-	-	-	-	-	-	-	-	WITH SAN JOSE
3/10	NYI	-	-	-	-	-	-	-	-	-	-	-	-	-	-	WITH SAN JOSE
3/12	BOS	-	-	-	-	-	-	-	-	-	-	-	-	-	-	WITH SAN JOSE
3/14	@TOR	-	-	-	-	-	-	-	-	-	-	-	-	-	-	WITH SAN JOSE
3/16	NYR	-	-	-	-	-	-	-	-	-	-	-	-	-	-	WITH SAN JOSE
3/17	BOS	-	-	-	-	-	-	-	-	-	-	-	-	-	-	WITH SAN JOSE
3/19	WSH	-	-	-	-	-	-	-	-	-	-	-	-	-	-	WITH SAN JOSE
3/22	@NYI	-	-	-	-	-	-	-	-	-	-	-	-	-	-	WITH SAN JOSE
3/24	PHI	-	-	-	-	-	-	-	-	-	-	-	-	-	-	WITH SAN JOSE
3/26	MTL	-	-	-	-	-	-	-	-	-	-	-	-	-	-	DND - ARRIVING IN PGH
3/28	WPG	1	0	0	0	0	24	18:20	-	-	-	2	1	3	1	PGH DEBUT
3/30	NYI	1	0	1	1	0	26	21:31	-	-	-	1	2	4	1	1ST POINT W/ PGH
4/2	BUF	1	0	0	0	0	22	18:58	-	-	-	0	4	5	E	
4/3	@NYR	1	0	0	0	0	24	19:45	-	-	-	0	2	2	-1	
4/5	NYR	1	0	0	0	0	27	20:23	-	-	-	1	2	3	-1	
4/9	@CAR	1	0	0	0	0	28	19:08	-	-	-	1	4	5	E	
4/11	@TBL	1	0	1	1	7	21	16:20	-	-	-	1	0	1	2	
4/13	@FLA	1	0	0	0	0	22	17:51	-	-	-	2	4	1	-1	
4/17	MTL	1	1	0	1	0	22	16:01	-	-	-	1	5	3	E	1ST GOAL W/ PGH
4/20	@BOS	1	0	0	0	0	25	17:14	-	-	-	1	3	1	1	
4/22	@OTT	1	0	0	0	0	24	20:01	-	-	-	1	3	3	1	
4/23	BUF	1	0	0	0	0	21	16:41	-	-	-	1	2	0	-3	
4/25	@NJD	1	0	0	0	0	21	17:17	-	-	-	1	1	1	-1	
4/27	CAR	1	0	0	0	2	24	19:29	-	-	-	1	1	1	E	
Second-Half Totals		14	1	2	3	0	0	18:30	-	-	-	14	34	33	-1	
Final Totals		14	1	2	3	0	0	18:30	-	-	-	14	34	33	-1	

JAMES NEAL • 18

Position: RW

Shoots: Left

Ht: 6-2

Wt: 208

DOB: 9/3/87

Birthplace: Whitby, ON

Acquired: Acquired from Dallas with Matt Niskanen for Alex Goligoski on Feb. 21, 2011.


Up-To-Date Player Stats: James Neal

2012-13 POSTSEASON


- Set career highs in goals (6) and points (10).
- His 6 goals ranked 3rd on team.
- Posted 1st career playoff hat trick with 3 goals in Game 5 vs. Ottawa. Added an assist for career-high 4 points.
- Scored 5 of the 6 goals in back-to-back contests - Games 4 and 5 vs. Ottawa. Also had 2 assists for 7 points in 2-game span.
- Missed 2 games due to undisclosed injury.

2012-13 SEASON

- Posted 5th straight 20-plus goal season despite playing in only 40 games. His 21 goals ranked 2nd on the team and 10th (tied) in NHL.
- Led team with 6 game-winning goals and power-play goals (tied) with 9. Placed 2nd with 136 shots.
- Returned to lineup in final game of regular season April 27 vs. Carolina after missing 8 games with a concussion. Recorded his 3rd career hat trick - added an assist for a 4-point night.
- Scored a goal in 4 straight games (4 total) from March 4-10 - tying a career-best goal-scoring streak. Also tied career-best assist streak with helpers in 4 straight games from Feb. 20-26 (4 total).
- Recorded a 6-game scoring streak with 9 points (4G-5A) from March 2-12.
- Notched a point in 16 of 19 games from Feb. 3-March 12. Totaled 24 points (12G-12A) during the stretch.

CAREER/PERSONAL

- Nickname - "Nealer"
- Played 5 NHL seasons with Dallas and Pittsburgh.
- Has recorded 20-plus goals in each of his 5 NHL seasons. Scored career-high 40 goals in 2011-12.
- Set career highs across the board in games played (80), goals (40), assists (41), points (81), power-play goals (18) and shots (329) in 2011-12. Scored an NHL-best 18 power-play goals, while his goals (40, 4th), points (81, t-7th) and shots (329, 2nd) each ranked top-10 in the league.
- Named to All-Star Game in 2012. Played in 2009 YoungStars Game.
- Recorded 100th NHL goal Jan. 24, 2012 at St. Louis; 100th NHL assist March 15, 2012 at NY Rangers; 200th NHL point (assist) March 11, 2012 vs. Boston; and played in 300th NHL game March 7, 2012 at Toronto.
- Scored a goal in first 8 home games of 2011-12 season from Oct. 11-Nov. 15 (10 total). Home goal-scoring streak ties (Evgeni Malkin) for second-best in franchise history.
- Scored first career NHL playoff goal as a Penguin in dramatic fashion with a



CAREER VS. NHL

	GP	G	A	PTS	PIM
ANA	15	2	9	11	0
BOS	10	2	4	6	11
BUF	10	5	3	8	8
CGY	12	4	5	9	6
CAR	11	7	3	10	6
CHI	12	5	5	10	10
COL	12	3	5	8	10
CBJ	12	6	3	9	28
DAL	2	2	0	2	0
DET	13	3	6	9	14
EDM	14	7	2	9	21
FLA	12	5	5	10	4
LAK	14	4	3	7	23
MIN	10	5	2	7	4
MTL	10	2	4	6	12
NSH	11	2	10	12	4
NJD	16	3	3	6	6
NYI	15	8	4	12	12
NYR	15	6	7	13	12
OTT	10	3	3	6	10
PHI	15	7	1	8	12
PHX	16	4	2	6	15
PIT	3	0	1	1	2
SJS	16	6	6	12	10
STL	14	6	3	9	14
TBL	10	4	7	11	16
TOR	12	5	4	9	14
VAN	12	4	3	7	4
WSH	10	6	4	10	2
WPG	10	8	3	11	4
Totals	354	134	120	254	294

CAREER HIGHS

Goals: 3 (3 times), 4/27/13 vs. CAR

Assists: 4 (1 time), 3/22/12 vs. NSH

Points: 4 (3 times), 4/27/13 vs. CAR (3G-1A)

SOG: 12 (1 time), 3/27/12 vs. NYI

PIM: 19 (1 time), 11/19/09 vs. CBJ

Hat Tricks: 3, 4/27/13 vs. CAR (3G)

Goal Streak: 4, 3/4/13-3/10/13 (4)

Assist Streak: 4, 2/20/13-2/26/13 (4)

Point Streak: 8, 12/8/11-12/27/11(7G-4A)



double-overtime game-winner in Game 4 of 2011 opening-round contest against Tampa Bay.

- Broke into NHL in 2008-09 at 21 years old, scoring 24 goals and 37 points in rookie campaign - first Stars rookie to score 20 goals since the franchise moved to Dallas.
- Originally drafted by Dallas in the 2nd round (33rd overall) of the 2005 NHL Draft.
- Represented his country in 2009 and '11 World Championships, 2007 World Junior Championships and 2005 Under-18 World

Junior Championships. Won a gold medal with Canada at the 2007 World Junior Championships.

- Played 3-plus seasons with Plymouth of the Ontario Hockey League from 2003-07.
- Named OHL First-Team All-Star and OHL's Best Checker in 2007. Played in '07 OHL All-Star Game and ADT Russia-Canada Challenge.
- Signed through 2017-18 season.

CAREER STATISTICS

REGULAR SEASON													PLAYOFFS				
YEAR	TEAM	LEAGUE	GP	G	A	PTS	PIM	+/-	PP	SH	GW	S	GP	G	A	PTS	PIM
2003-04	Plymouth	OHL	9	2	4	6	0	--	--	--	--	--	--	--	--	--	--
2004-05	Plymouth	OHL	67	18	26	44	32	-5	7	0	--	--	4	1	1	2	6
	Canada	WJ18	6	1	1	2	6	--	--	--	--	--	--	--	--	--	--
2005-06	Plymouth	OHL	66	21	37	58	109	1	12	0	--	--	13	9	7	16	33
2006-07	Plymouth	OHL	45	27	38	65	94	28	11	2	--	--	20	13	12	25	54
	Canada	WJC	6	0	0	0	8	--	--	--	--	--	--	--	--	--	--
2007-08	Iowa	AHL	62	18	19	37	63	1	7	0	--	--	--	--	--	--	--
2008-09	Dallas	NHL	77	24	13	37	51	-11	9	0	2	171	--	--	--	--	--
	Manitoba	AHL	5	4	1	5	2	4	0	1	1	--	--	--	--	--	--
	Canada	WJC	3	1	2	3	2	--	--	--	--	--	--	--	--	--	--
2009-10	Dallas	NHL	78	27	28	55	64	-5	2	1	4	200	--	--	--	--	--
2010-11	Dallas	NHL	59	21	18	39	60	8	5	0	3	160	--	--	--	--	--
	PITTSBURGH	NHL	20	1	5	6	6	-1	0	0	0	52	7	1	1	2	6
	Canada	WC	6	2	3	5	10	3	0	0	1	--	--	--	--	--	--
2011-12	PITTSBURGH	NHL	80	40	41	81	87	6	18*	0	4	329	5	2	4	6	12
2012-13	PITTSBURGH	NHL	40	21	15	36	26	5	9	0	6	136	9	6	4	10	8
NHL TOTALS			354	134	120	254	294	2	43	1	19	1048	21	9	9	18	26
PITTSBURGH TOTALS			140	62	61	123	119	10	27	0	10	517	21	9	9	18	26

*NHL LEADER

18

JAMES NEAL • RW

DATE	OPP	GP	GOALS		ASSISTS		POINTS	PIM	SHIFTS	TOI	WON	LOST	PCT	SHOTS	B/S	Hits	+/-	REMARKS
1/19	@PHI	1	1		0		1	0	19	16:16	0	1	0.00	7	0	2	1	GWG
1/20	@NYR	1	2	1PP	0		2	2	21	18:33	-	-	-	7	0	0	E	
1/23	TOR	1	0		0		0	0	21	17:52	-	-	-	5	3	0	-3	
1/25	@WPG	1	0		0		0	0	20	17:43	-	-	-	3	0	1	-2	
1/27	@OTT	1	1		0		1	0	25	21:53	0	1	0.00	2	1	5	E	
1/29	NYI	1	0		0		0	2	19	18:29	-	-	-	0	1	0	E	
1/31	@NYR	1	1	PP	0		1	0	21	18:41	-	-	-	3	1	1	1	
2/2	NJD	1	0		0		0	0	18	14:34	-	-	-	3	0	4	E	
2/3	@WSH	1	0		1	PP	1	0	21	16:09	-	-	-	0	1	3	-1	
2/5	@NYI	1	1	PP	0		1	4	21	16:12	-	-	-	4	0	1	E	
2/7	WSH	1	1	PP	1	PP	2	0	18	14:51	-	-	-	4	0	2	E	GWG
2/9	@NJD	1	0		0		0	2	18	18:02	-	-	-	3	0	0	E	
2/10	NJD	1	1	PP	0		1	2	23	20:29	-	-	-	2	2	1	-2	
2/13	OTT	1	2	1PP	1		3	0	19	18:23	-	-	-	2	0	0	2	GWG
2/15	@WPG	1	1	PP	0		1	0	16	15:45	0	1	0.00	3	0	1	-1	GWG
2/17	@BUF	1	0		0		0	2	19	18:21	-	-	-	3	1	0	-1	
2/20	PHI	1	1	PP	1	PP	2	2	20	20:23	-	-	-	3	1	2	-1	
2/22	FLA	1	0		1	PP	1	0	18	17:27	-	-	-	4	0	0	-1	
2/24	TBL	1	0		1		1	0	21	19:15	-	-	-	1	1	1	1	
2/26	@FLA	1	1		1		2	2	23	21:16	-	-	-	6	0	5	2	
2/28	@CAR	1	0		0		0	0	20	16:31	-	-	-	3	0	1	-1	
3/2	@MTL	1	0		1		1	0	23	18:27	-	-	-	3	0	2	1	
3/4	TBL	1	1		0		1	0	20	18:23	-	-	-	4	0	1	1	GWG
3/7	@PHI	1	1		0		1	6	19	15:27	1	1	0.50	6	0	4	1	
Half-Season Totals		24	15		8		23	24	483	17:53	1	4	0.20	81	12	37	-3	

18 JAMES NEAL • RW

DATE	OPP	GP	GOALS	ASSISTS	POINTS	PIM	SHIFTS	TOI	WON	LOST	PCT	SHOTS	B/S	Hits	+/-	REMARKS
3/9	@TOR	1	1	1	2	0	20	21:21	-	-	-	7	1	1	2	
3/10	NYI	1	1	2 2PP	3	0	15	12:59	-	-	-	2	0	0	1	
3/12	BOS	1	0	1	1	0	22	18:19	-	-	-	3	0	2	2	
3/14	@TOR	1	0	0	0	0	17	15:50	-	-	-	1	0	1	E	
3/16	NYR	1	0	0	0	0	20	16:54	-	-	-	2	0	0	E	
3/17	BOS	1	0	0	0	0	17	13:39	-	-	-	1	0	1	E	
3/19	WSH	1	0	0	0	0	17	14:52	-	-	-	3	0	2	E	
3/22	@NYI	1	0	1	1	0	18	18:34	0	1	0.00	3	1	0	1	
3/24	PHI	1	0	0	0	0	21	18:39	-	-	-	2	0	2	E	
3/26	MTL	1	0	0	0	0	18	16:39	-	-	-	2	2	2	E	
3/28	WPG	1	0	1	1	0	17	15:37	-	-	-	3	0	0	1	
3/30	NYI	1	1	0	1	0	21	19:49	-	-	-	5	1	1	1	
4/2	BUF	1	0	0	0	2	20	19:46	-	-	-	5	0	0	-1	
4/3	@NYR	1	0	0	0	0	19	16:52	-	-	-	5	0	5	-1	
4/5	NYR	1	0	0	0	0	18	15:36	-	-	-	3	0	2	E	
4/9	@CAR	-	-	-	-	-	-	-	-	-	-	-	-	-	-	INJ - CONCUSSION
4/11	@TBL	-	-	-	-	-	-	-	-	-	-	-	-	-	-	INJ - CONCUSSION
4/13	@FLA	-	-	-	-	-	-	-	-	-	-	-	-	-	-	INJ - CONCUSSION
4/17	MTL	-	-	-	-	-	-	-	-	-	-	-	-	-	-	INJ - CONCUSSION
4/20	@BOS	-	-	-	-	-	-	-	-	-	-	-	-	-	-	INJ - CONCUSSION
4/22	@OTT	-	-	-	-	-	-	-	-	-	-	-	-	-	-	INJ - CONCUSSION
4/23	BUF	-	-	-	-	-	-	-	-	-	-	-	-	-	-	INJ - CONCUSSION
4/25	@NJD	-	-	-	-	-	-	-	-	-	-	-	-	-	-	INJ - CONCUSSION
4/27	CAR	1	3 PP	1 PP	4	0	16	13:08	-	-	-	8	0	0	2	THIRD CAREER HAT TRICK/ GWG
Second-Half Totals		16	6	7	13	2	296	16:47	0	1	0.00	55	5	19	8	
Final Totals		40	21	15	36	26	779	17:28	1	5	0.17	136	17	56	5	

MATT NISKANEN • 2

Position: D

Shoots: Right

Ht: 6-0

Wt: 209

DOB: 12/6/86

Birthplace: Virginia, MN

Acquired: Acquired from Dallas with James Neal for Alex Goligoski on Feb. 21, 2011.



Up-To-Date Player Stats: Matt Niskanen

2012-13 POSTSEASON


- Collected 2 assists in 11 games.
- Established career high with 26:54 minutes played in Game 3 vs. Ottawa.
- Tied single-game career high with plus-3 rating in Game 2 vs. Ottawa.

2012-13 SEASON

- Saw action on team's power play – averaging 2:00 man-advantage minutes per game.
- Ranked 4th among defensemen with 20:21 minutes per game.
- Notched season highs in blocked shots (6) and minutes (25:58) April 5 vs. NY Rangers.
- Scored goals in back-to-back games (2 total) for 1st time in career Feb. 20-22.
- Won team's Baz Bastien "Good Guy" Award, as voted by Pittsburgh Chapter of the Professional Writers Association, for his cooperation throughout the year with the media.
- Played 400th NHL game April 3 at NY Rangers.

CAREER/PERSONAL

- Nickname - "Nisky"
- Played 6 NHL seasons with Dallas and Pittsburgh.
- Broke into NHL with Dallas Stars in 2007-08 at 20 years old, leading all rookie defensemen with a plus-22 rating.
- Set career highs in assists (29) and points (35) in 2008-09 campaign.
- Played in 2008 YoungStars Game at NHL All-Star Weekend.
- Originally drafted by Dallas in the 1st round (28th overall) of the 2005 NHL Draft.
- Represented United States in 2009 World Championships and 2006 World Junior Championships.
- Played 2 collegiate seasons with Minnesota-Duluth from 2005-07.
- Named All-WCHA First-Team as sophomore after posting 31 points (9G-22A) in 39 contests (Western Collegiate Hockey Association).
- Idolized Penguins owner/Hall of Famer Mario Lemieux as a kid.
- First job was a youth hockey referee.
- Talented athlete was captain of high school football and baseball teams.
- Avid hunter and fisherman.
- Signed through 2013-14 season.



CAREER VS. NHL

	GP	G	A	PTS	PIM
ANA	22	1	4	5	4
BOS	12	1	3	4	24
BUF	12	1	3	4	8
CGY	16	1	3	4	6
CAR	13	0	5	5	2
CHI	14	0	4	4	4
COL	15	0	4	4	12
CBJ	14	0	2	2	4
DAL	2	0	0	0	0
DET	15	1	4	5	6
EDM	15	1	4	5	9
FLA	13	2	3	5	11
LAK	21	1	2	3	10
MIN	14	4	2	6	10
MTL	12	0	5	5	0
NSH	14	1	3	4	8
NJD	15	1	3	4	4
NYI	11	0	2	2	4
NYR	14	1	4	5	8
OTT	10	2	1	3	6
PHI	14	1	4	5	12
PHX	23	2	6	8	12
PIT	4	0	0	0	5
SJS	21	2	5	7	10
STL	16	0	4	4	10
TBL	11	0	2	2	12
TOR	13	1	7	8	0
VAN	16	0	2	2	2
WSH	8	1	1	2	4
WPG	10	0	4	4	8
Totals	410	25	96	121	215

CAREER HIGHS

Goals: 1 (25 times), 3/19/13 vs. WSH

Assists: 3 (1 time), 2/6/09 vs. NYR

Points: 3 (2 times), 2/6/09 vs. NYR (3A)

SOG: 6 (3 times), 10/8/11 at CGY

PIM: 15 (1 time), 11/1/08 at BOS

Hat Tricks: None

Goal Streak: 2, 2/20/13-2/22/13 (2)

Assist Streak: 5, 1/31/09-2/8/09 (8)

Point Streak: 5, 1/31/09-2/8/09 (8A)



CAREER STATISTICS

YEAR	TEAM	LEAGUE	REGULAR SEASON										PLAYOFFS				
			GP	G	A	PTS	PIM	+/-	PP	SH	GW	S	GP	G	A	PTS	PIM
2005-06	Minn-Duluth	WCHA	38	1	13	14	40	--	--	--	--	--	--	--	--	--	--
	United States	WJC	7	0	0	0	6	--	--	--	--	--	--	--	--	--	--
2006-07	Minn-Duluth	WCHA	39	9	22	31	42	--	--	--	--	--	--	--	--	--	--
	Iowa	AHL	13	0	3	3	6	-4	0	0	0	--	12	2	5	7	10
2007-08	Dallas	NHL	78	7	19	26	36	22	2	0	0	99	16	0	3	3	10
2008-09	Dallas	NHL	80	6	29	35	52	-11	2	0	0	111	--	--	--	--	--
	United States	WC	9	1	2	3	2	--	--	--	--	--	--	--	--	--	--
2009-10	Dallas	NHL	74	3	12	15	18	-15	0	0	2	110	--	--	--	--	--
2010-11	Dallas	NHL	45	0	6	6	30	-1	0	0	0	51	--	--	--	--	--
	PITTSBURGH	NHL	18	1	3	4	20	-2	0	0	0	26	7	0	1	1	0
2011-12	PITTSBURGH	NHL	75	4	17	21	47	9	3	0	0	118	4	1	2	3	6
2012-13	PITTSBURGH	NHL	40	4	10	14	12	4	0	0	2	67	11	0	2	2	9
NHL TOTALS			410	25	96	121	215	6	7	0	4	582	38	1	8	9	25
PITTSBURGH TOTALS			133	9	30	39	79	11	3	0	2	211	22	1	5	6	15

2

MATT NISKANEN • D

DATE	OPP	GP	GOALS	ASSISTS	POINTS	PIM	SHIFTS	TOI	WON	LOST	PCT	SHOTS	B/S	Hits	+/-	REMARKS	
1/19	@PHI	1	0	1	PP	1	0	25	23:12	-	-	-	3	1	2	1	
1/20	@NYR	1	1	0		1	0	23	19:01	-	-	-	2	1	0	1	
1/23	TOR	1	0	0		0	0	27	19:48	-	-	-	2	1	1	-2	
1/25	@WPG	1	0	1		1	0	24	22:50	-	-	-	1	0	0	-1	
1/27	@OTT	1	0	0		0	0	9	06:39	-	-	-	1	0	0	E	
1/29	NYI	-	-	-		-	-	-	-	-	-	-	-	-	-	-	INJ - LOWER BODY
1/31	@NYR	-	-	-		-	-	-	-	-	-	-	-	-	-	-	INJ - LOWER BODY
2/2	NJD	-	-	-		-	-	-	-	-	-	-	-	-	-	-	INJ - LOWER BODY
2/3	@WSH	-	-	-		-	-	-	-	-	-	-	-	-	-	-	INJ - LOWER BODY
2/5	@NYI	-	-	-		-	-	-	-	-	-	-	-	-	-	-	INJ - LOWER BODY
2/7	WSH	-	-	-		-	-	-	-	-	-	-	-	-	-	-	INJ - LOWER BODY
2/9	@NJD	-	-	-		-	-	-	-	-	-	-	-	-	-	-	INJ - LOWER BODY
2/10	NJD	-	-	-		-	-	-	-	-	-	-	-	-	-	-	INJ - LOWER BODY
2/13	OTT	1	0	0		0	0	24	21:19	-	-	-	1	2	1	E	
2/15	@WPG	1	0	0		0	0	24	21:18	-	-	-	0	1	3	-1	
2/17	@BUF	1	0	0		0	0	23	23:03	-	-	-	2	4	0	1	
2/20	PHI	1	1	0		1	0	25	20:03	-	-	-	1	0	0	-2	
2/22	FLA	1	1	0		1	0	22	19:54	-	-	-	3	1	1	1	GWG
2/24	TBL	1	0	0		0	0	22	19:45	-	-	-	1	0	1	E	
2/26	@FLA	1	0	0		0	0	24	19:53	-	-	-	1	1	1	-2	
2/28	@CAR	1	0	1		1	0	22	20:10	-	-	-	3	2	0	E	
3/2	@MTL	1	0	0		0	0	24	22:39	-	-	-	1	0	1	3	
3/4	TBL	1	0	0		0	2	24	22:32	-	-	-	1	1	2	E	
3/7	@PHI	1	0	0		0	2	27	21:48	-	-	-	1	1	2	-1	
Half-Season Totals		16	3	3		6	4	369	20:15	-	-	-	24	16	15	-2	

2 MATT NISKANEN • D

DATE	OPP	GP	GOALS	ASSISTS	POINTS	PIM	SHIFTS	TOI	WON	LOST	PCT	SHOTS	B/S	Hits	+/-	REMARKS
3/9	@TOR	1	0	1	1	0	23	21:40	-	-	-	0	3	5	-1	
3/10	NYI	1	0	0	0	0	21	18:44	-	-	-	3	0	1	E	
3/12	BOS	1	0	0	0	0	22	20:18	-	-	-	0	1	2	E	
3/14	@TOR	1	0	0	0	0	23	17:26	-	-	-	0	1	2	1	
3/16	NYR	1	0	0	0	0	20	15:06	-	-	-	2	1	1	1	
3/17	BOS	1	0	0	0	0	21	23:43	-	-	-	1	1	1	E	
3/19	WSH	1	1	0	1	0	21	19:30	-	-	-	4	3	0	1	GWG
3/22	@NYI	1	0	0	0	0	24	23:17	-	-	-	5	1	1	E	
3/24	PHI	1	0	1	1	0	28	24:44	-	-	-	2	0	0	1	
3/26	MTL	1	0	0	0	0	19	16:35	-	-	-	0	0	0	E	
3/28	WPG	1	0	1	1	2	22	18:11	-	-	-	0	0	2	2	
3/30	NYI	1	0	0	0	0	21	21:08	-	-	-	2	1	4	1	
4/2	BUF	1	0	0	0	0	21	22:56	-	-	-	0	1	1	-1	
4/3	@NYR	1	0	0	0	0	22	20:53	-	-	-	3	1	0	-1	400TH NHL GAME
4/5	NYR	1	0	0	0	0	27	25:58	-	-	-	1	6	3	E	
4/9	@CAR	1	0	0	0	0	27	22:43	-	-	-	1	1	3	E	
4/11	@TBL	1	0	1	PP	1	2	24:17	-	-	-	3	3	1	2	
4/13	@FLA	1	0	0	0	0	20	15:30	-	-	-	3	1	2	E	
4/17	MTL	1	0	2	2	0	21	18:29	-	-	-	2	0	0	1	
4/20	@BOS	1	0	1	1	2	24	17:54	-	-	-	1	1	0	1	
4/22	@OTT	1	0	0	0	2	23	23:37	-	-	-	4	0	1	1	
4/23	BUF	1	0	0	0	0	24	22:25	-	-	-	4	0	2	-2	
4/25	@NJD	1	0	0	0	0	24	21:32	-	-	-	1	0	1	-1	
4/27	CAR	1	0	0	0	0	18	15:19	-	-	-	1	5	1	E	
Second-Half Totals		24	1	7	8	8	0	20:30	-	-	-	43	31	34	6	
Final Totals		40	4	10	14	12	369	20:24	-	-	-	67	47	49	4	

BROOKS ORPIK • 44

Position: D

Shoots: Left

Ht: 6-2

Wt: 219

DOB: 9/26/80

Birthplace: San Francisco, CA

Acquired: Drafted by Penguins in the first round (18th overall) of the 2000 NHL Draft.



Up-To-Date Player Stats: Brooks Orpik

2012-13 POSTSEASON


- Led team's defensemen with 24 hits and ranked 3rd overall with 21 blocked shots.
- Scored series-clinching overtime goal in Game 6 vs. NY Islanders. Tally was 1st career playoff goal.
- Missed 1st 3 games vs. NY Islanders with lower-body injury. Marked 1st time in career to miss a playoff game – ending streak of 75 straight postseason appearances.

2012-13 SEASON

- Became the franchise's all-time games played leader among defensemen (622) April 2 vs. Buffalo. Current total stands at 631.
- Won 3rd straight Player's Player Award – as voted by his teammates to the player that best exemplifies leadership for the team on and off the ice and dedication to teamwork.
- Led team's defensemen with a plus-17 rating, which also ranked 7th among all NHL blueliners. Finished plus or even in 36 of his 46 contests and in 20 of last 24 games.
- Topped team with 114 blocked shots.
- Led team's blueliners with 119 hits (season-high 7 hits March 17 vs. Boston).
- Paced team with 3:10 shorthanded minutes per game while placing 3rd with 22:17 minutes overall.
- Established career-long 3-game assist/point streak (3 total) from Feb. 15-20.
- Set team record with 9 blocked shots Jan. 27 at Ottawa.
- Played 600th NHL game Feb. 15 at Winnipeg.

CAREER/PERSONAL

- Nickname - "Brooksy"
- Has won a Stanley Cup (Pittsburgh, 2009), Olympic silver medal (Team USA, 2010) and NCAA national title (Boston College, 2001).
- Played 9-plus NHL seasons, all with Pittsburgh.
- Is the Penguins' franchise leader for games played (631) for a defenseman.
- Team leader wears an "A" on his sweater as an alternate captain on the road.
- Defensive anchor of Penguins' 2009 Stanley Cup championship team.
- Key component of the Penguins' successful PK unit - which ranked in the top-5 in 2 of the past 3 seasons (1st, 86.1 percent, 2010-11; 3rd, 87.8 percent, 2011-12). Pittsburgh finished with the top-ranked PK for the first time in team history in '10-11 while setting a franchise-high 87.8-percent rate in '11-12.
- Named Penguins' Defensive Player of the Year 3 times (2009-10, '10-11, '11-12). 3-time recipient of Player's Player Award, given to the player that exemplifies leadership on and off ice and is dedicated to teamwork (2010-11, '11-12, '12-13).



CAREER VS. NHL

	GP	G	A	PTS	PIM
ANA	8	0	2	2	0
BOS	31	3	2	5	30
BUF	33	0	5	5	26
CGY	4	0	2	2	0
CAR	30	1	4	5	60
CHI	7	0	1	1	4
COL	8	2	6	8	4
CBJ	7	0	2	2	12
DAL	8	0	2	2	4
DET	8	0	2	2	2
EDM	3	0	1	1	2
FLA	34	0	5	5	24
LAK	7	0	1	1	17
MIN	7	0	1	1	13
MTL	33	0	7	7	41
NSH	6	1	1	2	8
NJD	49	0	7	7	36
NYI	55	3	10	13	68
NYR	52	0	5	5	65
OTT	32	0	2	2	20
PHI	53	1	10	11	67
PHX	9	0	0	0	17
PIT	-	-	-	-	-
SJS	8	0	0	0	10
STL	8	0	1	1	12
TBL	33	0	6	6	28
TOR	30	0	8	8	34
VAN	3	0	1	1	5
WSH	33	0	7	7	49
WPG	32	0	7	7	30
Totals	631	11	108	119	688

CAREER HIGHS

Goals: 1 (11 times), 11/21/11 vs. NYI

Assists: 3 (1 time), 3/28/10 vs. TOR

Points: 3 (1 time), 3/28/10 vs. TOR (3A)

SOG: 4 (2 times), 3/27/07 at WSH

PIM: 19 (1 time), 3/4/06 vs. CAR

Hat Tricks: None

Goal Streak: None

Assist Streak: 3, 2/15/13-2/20/13 (3)

Point Streak: 3, 2/15/13-2/20/13 (3A)



- As a rookie in 2003-04, he won the Baz Bastien Good Guy Award, given to the player who the local media acknowledges for his cooperation throughout the year.
- Has recorded over 200 hits in 6 of his 9 full seasons.
- Named to Eastern Conference Young Guns team at 2004 All-Star Game.
- Made NHL/Penguins debut on Dec. 10, 2002 at Toronto. Became NHL regular in 2003-04 season, playing in 74 games.
- Earned silver medal with Team USA at 2010 Winter Olympic Games in Vancouver. Represented Team USA at the World Championships (2006) and World Junior Championships (2000).
- Played 3 seasons at Boston College from 1998-01, helping the Eagles win the NCAA Division I national championship in 2001.
- Spent a majority of his childhood growing up in Buffalo, NY.
- Married (Erin).
- Signed through 2013-14 season.

CAREER STATISTICS

REGULAR SEASON													PLAYOFFS				
YEAR	TEAM	LEAGUE	GP	G	A	PTS	PIM	+/-	PP	SH	GW	S	GP	G	A	PTS	PIM
1996-97	Thayer Acad.	USHS	20	4	1	5	--	--	--	--	--	--	--	--	--	--	--
1997-98	Thayer Acad.	USHS	22	0	7	7	--	--	--	--	--	--	--	--	--	--	--
1998-99	Boston College	Hockey East	41	1	10	11	96	--	--	--	--	--	--	--	--	--	--
1999-00	Boston College	Hockey East	38	1	9	10	102	--	--	--	--	--	--	--	--	--	--
	United States	WJC	7	1	1	2	6	--	--	--	--	--	--	--	--	--	--
2000-01	Boston College	Hockey East	40	0	20	20	124	--	--	--	--	--	--	--	--	--	--
2001-02	Wilkes-Barre	AHL	78	2	18	20	99	2	1	0	0	72	--	--	--	--	--
2002-03	Wilkes-Barre	AHL	71	4	14	18	105	5	0	0	1	79	6	0	0	0	14
	PITTSBURGH	NHL	6	0	0	0	2	-5	0	0	0	2	--	--	--	--	--
2003-04	PITTSBURGH	NHL	79	1	9	10	127	-36	0	0	0	56	--	--	--	--	--
	Wilkes-Barre	AHL	3	0	0	0	2	1	0	0	0	6	24	0	4	4	53
2004-05	Did Not Play																
2005-06	PITTSBURGH	NHL	64	2	7	9	124	-3	0	0	0	32	--	--	--	--	--
	United States	WC	7	0	0	0	10	0	0	0	0	3	--	--	--	--	--
2006-07	PITTSBURGH	NHL	70	0	6	6	82	4	0	0	0	59	5	0	0	0	8
2007-08	PITTSBURGH	NHL	78	1	10	11	57	11	0	0	0	50	20	0	2	2	18
2008-09	PITTSBURGH	NHL	79	2	17	19	73	10	1	0	0	39	24	0	4	4	22
2009-10	PITTSBURGH	NHL	73	2	23	25	64	6	0	0	0	61	13	0	2	2	12
	United States	Olympics	6	0	0	0	0	--	0	0	0	--	--	--	--	--	--
2010-11	PITTSBURGH	NHL	63	1	12	13	66	12	0	0	0	56	7	0	3	3	14
2011-12	PITTSBURGH	NHL	73	2	16	18	61	19	0	0	0	44	6	0	0	0	4
2012-13	PITTSBURGH	NHL	46	0	8	8	32	17	0	0	0	32	8	1	1	2	4
PIT/NHL TOTALS			631	11	108	119	688	35	1	0	0	431	83	1	12	13	82

44

BROOKS ORPIK • D

DATE	OPP	GP	GOALS	ASSISTS	POINTS	PIM	SHIFTS	TOI	WON	LOST	PCT	SHOTS	B/S	Hits	+/-	REMARKS
1/19	@PHI	1	0	0	0	0	27	22:12	-	-	-	2	3	2	-1	
1/20	@NYR	1	0	0	0	0	25	23:57	-	-	-	1	1	3	2	
1/23	TOR	1	0	0	0	0	29	23:48	-	-	-	0	4	1	E	
1/25	@WPG	1	0	0	0	0	26	20:21	-	-	-	1	0	3	E	
1/27	@OTT	1	0	0	0	0	31	28:28	-	-	-	1	9	2	1	TEAM RECORD 9 BLOCKED SHOTS
1/29	NYI	1	0	0	0	0	22	19:39	-	-	-	1	2	1	-1	
1/31	@NYR	1	0	0	0	0	26	24:30	-	-	-	1	1	2	E	
2/2	NJD	1	0	0	0	0	23	22:25	-	-	-	2	3	0	E	
2/3	@WSH	1	0	0	0	0	28	28:11	-	-	-	0	1	0	E	
2/5	@NYI	1	0	0	0	0	29	22:43	-	-	-	0	5	2	1	
2/7	WSH	1	0	0	0	2	23	22:25	-	-	-	1	1	0	E	
2/9	@NJD	1	0	0	0	2	26	23:27	-	-	-	0	3	1	-1	
2/10	NJD	1	0	0	0	0	25	23:31	-	-	-	0	1	2	-1	
2/13	OTT	1	0	0	0	0	22	20:37	-	-	-	2	3	4	E	
2/15	@WPG	1	0	1	1	2	24	22:44	-	-	-	1	2	2	1	600TH NHL GAME
2/17	@BUF	1	0	1	1	0	23	20:58	-	-	-	0	1	0	E	
2/20	PHI	1	0	1	1	0	25	22:54	-	-	-	0	5	0	-2	
2/22	FLA	1	0	0	0	0	24	22:40	-	-	-	1	2	1	E	
2/24	TBL	1	0	0	0	0	26	21:58	-	-	-	1	4	3	1	
2/26	@FLA	1	0	1	1	2	24	19:25	-	-	-	0	4	1	2	
2/28	@CAR	1	0	0	0	0	32	23:57	-	-	-	1	2	3	E	
3/2	@MTL	1	0	1	1	0	26	22:57	-	-	-	0	4	2	-3	
3/4	TBL	1	0	0	0	0	28	22:53	-	-	-	1	4	4	2	
3/7	@PHI	1	0	0	0	0	29	22:04	-	-	-	0	4	1	2	
Half-Season Totals		24	0	5	5	8	623	22:52	-	-	-	17	69	40	3	

44 BROOKS ORPIK • D

DATE	OPP	GP	GOALS	ASSISTS	POINTS	PIM	SHIFTS	TOI	WON	LOST	PCT	SHOTS	B/S	Hits	+/-	REMARKS
3/9	@TOR	1	0	1	1	2	28	22:28	-	-	-	2	2	0	2	
3/10	NYI	1	0	0	0	2	21	20:10	-	-	-	1	1	4	E	
3/12	BOS	1	0	0	0	0	24	20:47	-	-	-	0	3	2	1	
3/14	@TOR	1	0	0	0	6	27	18:54	-	-	-	0	0	3	E	
3/16	NYR	1	0	0	0	0	26	22:45	-	-	-	1	3	2	1	
3/17	BOS	1	0	1	1	2	24	23:58	-	-	-	0	6	7	2	
3/19	WSH	1	0	0	0	0	25	25:59	-	-	-	0	2	3	E	
3/22	@NYI	1	0	0	0	2	27	21:32	-	-	-	2	2	2	3	
3/24	PHI	1	0	0	0	0	27	25:09	-	-	-	1	1	7	E	
3/26	MTL	1	0	1	1	0	28	21:50	-	-	-	1	1	6	1	
3/28	WPG	1	0	0	0	2	27	22:21	-	-	-	0	0	5	2	620TH GAME - 6TH TEAM HISTORY
3/30	NYI	1	0	0	0	2	27	22:19	-	-	-	0	4	2	E	
4/2	BUF	1	0	0	0	0	22	21:45	-	-	-	0	3	7	-2	622ND GAME - MOST AMONG PGH D-MEN
4/3	@NYR	1	0	0	0	2	22	20:06	-	-	-	0	1	4	-1	
4/5	NYR	1	0	0	0	0	30	27:02	-	-	-	0	3	7	E	
4/9	@CAR	1	0	0	0	0	30	24:30	-	-	-	3	4	2	4	
4/11	@TBL	1	0	0	0	2	24	19:02	-	-	-	0	2	5	E	
4/13	@FLA	1	0	0	0	0	27	24:34	-	-	-	3	0	2	1	
4/17	MTL	1	0	0	0	0	22	19:37	-	-	-	1	5	5	-1	
4/20	@BOS	1	0	0	0	0	24	23:06	-	-	-	0	0	3	-1	
4/22	@OTT	1	0	0	0	2	22	19:36	-	-	-	0	2	1	1	
4/23	BUF	1	0	0	0	0	8	06:44	-	-	-	0	0	0	1	
4/25	@NJD	-	-	-	-	-	-	-	-	-	-	-	-	-	-	INJ - LOWER BODY
4/27	CAR	-	-	-	-	-	-	-	-	-	-	-	-	-	-	INJ - LOWER BODY
Second-Half Totals		22	0	3	3	24	542	21:33	-	-	-	15	45	79	14	
Final Totals		46	0	8	8	32	1165	22:15	-	-	-	32	114	119	17	

BRANDON SUTTER • 16

Position: C

Shoots: Right

Ht: 6-3

Wt: 190

DOB: 2/14/89

Birthplace: Huntington, NY

Acquired: From Carolina with Brian Dumoulin and 2012 first-round draft pick for Jordan Staal.



CAREER VS. NHL

	GP	G	A	PTS	PIM
ANA	6	1	1	2	8
BOS	18	4	6	10	2
BUF	17	5	4	9	2
CGY	3	0	1	1	0
CAR	3	0	1	1	0
CHI	3	2	0	2	2
COL	3	1	0	1	2
CBJ	4	0	1	1	0
DAL	5	0	0	0	0
DET	4	0	1	1	0
EDM	3	0	3	3	2
FLA	25	0	3	3	7
LAK	4	0	0	0	0
MIN	6	4	2	6	5
MTL	18	8	2	10	2
NSH	6	0	1	1	4
NJD	16	5	2	7	0
NYI	17	7	6	13	0
NYR	19	1	4	5	2
OTT	16	3	2	5	2
PHI	19	3	3	6	4
PHX	4	0	1	1	5
PIT	14	2	1	3	0
SJS	4	1	0	1	0
STL	5	2	1	3	0
TBL	23	0	4	4	9
TOR	17	6	2	8	4
VAN	4	0	1	1	0
WSH	23	2	5	7	4
WPG	25	7	4	11	2
Totals	334	64	62	126	68

Up-To-Date Player Stats: Brandon Sutter

2012-13 POSTSEASON


- Helped Pens' PK surrender just 4 power-play goals in 39 tries (89.7% kill rate).
- Led team in takeaways (12) and bested team's forwards in blocked shots (13).
- Recorded 1st career playoff goal/point (Game 4) and 1st career playoff assist (Game 5) vs. NY Islanders.

2012-13 SEASON

- Played 1st season with Penguins.
- Clutch scorer had 5 game-winning goals – tied for second most on the team and new career high.
- Recorded 5-game scoring streak (3G-2A) from Feb. 2-9.
- Scored 2 goals (including game-winner) in 3:24-minute span of the 3rd period for come-from-behind March 12 vs. Boston.
- Scored 2 goals (including overtime winner) March 2 at Montreal.
- Tied career high with 7 shots March 2 at Montreal.
- Key member of team's PK – averaging 1:53 shorthanded minutes per game (4th among forwards).
- Appeared in all 48 games and only collected 4 penalty minutes.
- Played 300th career NHL game Feb. 13 vs. Ottawa.

CAREER/PERSONAL

- Played 5 NHL seasons with Carolina and Pittsburgh.
- Has reached double digits in goals each of the last 4 years.
- Established career highs in goals (21), assists (19) and points (40) in 2009-10. Became first NHL player to record 20-plus goals and just 2 penalty minutes since Toronto's Sergei Berezin in 1999-00.
- Named alternate captain for Carolina following his rookie season.
- Scored first NHL goal in Pittsburgh against Marc-Andre Fleury at Mellon Arena on Oct. 23, 2008.
- Made his NHL debut and earned his first NHL point with an assist on Dan LaCouture's game-winning goal vs. Florida on Oct. 10, 2008.
- Originally drafted by Carolina in the 1st round (11th overall) of the 2007 NHL Draft.
- Won a gold medal with Canada at the 2008 World Junior Championship and '06 Junior World Cup. Also represented Canada at the 2006 and '07 World U-18 Championships. Took home silver medal with Canada in '06 U-17 World Hockey Challenge.
- Played 3-plus seasons with Red Deer of the Western Hockey League from 2005-08 - where he was coached by his father, Brent. Served as alternate captain his last 2 seasons.



CAREER HIGHS

Goals: 2 (5 times), 4/17/13 vs. MTL

Assists: 2 (3 times), 11/9/10 vs. EDM

Points: 3 (1 time), 2/11/10 vs. BUF

SOG: 7 (1 time), 12/23/09 vs. MTL

PIM: 7 (1 time), 3/26/11 vs. TBL

Hat Tricks: None

Goal Streak: 3, 3/29/10-4/1/10 (3)

Assist Streak: 3, 2/15/13-2/20/13 (3)

Point Streak: 6, 2/11/10-3/7/10 (4G-4A)



- Is 1 of 11 members of the Sutter family drafted into the NHL, joining his father Brent (1980, 17th overall, NY Islanders), uncles Brian (1976, 20th overall, St. Louis), Darryl (1978, 179th overall, Chicago), Duane (1979, 17th overall, NY Islanders), Rich (1982, 10th overall, Pittsburgh) and Ron (1982, 4th overall, Philadelphia), and cousins Shaun (1998, 102nd overall, Calgary), Brett (2005, 179th overall, Calgary), Brody (2011, 193rd overall, Carolina), and Lukas (2012, 39th overall, Winnipeg).
- Was born in Huntington, N.Y., while his father played for the Islanders, and began playing hockey at age 5 in Downers Grove, Ill., while his dad was a member of the Chicago Blackhawks.
- Uncle, Rich, was Pittsburgh's first-round draft pick in 1982 and played 9 games for the Penguins between '82-84.
- Calls Red Deer, Alberta his hometown. Spends his summers in Sylvan Lake, Alberta.
- Favorite player growing up was Jarome Iginla.
- Enjoys playing golf and watching football.
- Signed through 2013-14 season.

CAREER STATISTICS

REGULAR SEASON													PLAYOFFS				
YEAR	TEAM	LEAGUE	GP	G	A	PTS	PIM	+/-	PP	SH	GW	S	GP	G	A	PTS	PIM
2003-04	Red Deer	AMBHL	35	25	34	59	28	--	--	--	--	--	11	5	4	9	--
2004-05	Red Deer	AMHL	34	4	16	20	28	--	--	--	--	--	--	--	--	--	--
	Red Deer	WHL	7	0	2	2	8	1	0	0	--	--	7	1	4	5	2
2005-06	Red Deer	WHL	68	22	24	46	36	-7	8	3	--	--	--	--	--	--	--
	Canada	WJ-18	7	2	0	2	6	--	--	--	--	--	--	--	--	--	--
2006-07	Red Deer	WHL	71	20	37	57	54	-3	6	3	2	--	7	0	3	3	14
	Canada	WJ-18	6	1	1	2	2	--	--	--	--	--	--	--	--	--	--
2007-08	Red Deer	WHL	59	26	23	49	38	-12	10	2	--	--	--	--	--	--	--
	Canada	WJC	7	0	1	1	2	--	--	--	--	--	--	--	--	--	--
	Albany	AHL	7	1	1	2	2	-4	1	0	--	--	7	0	2	2	4
2008-09	Carolina	NHL	50	1	5	6	16	-1	0	0	0	57	--	--	--	--	--
	Albany	AHL	22	4	8	12	6	2	1	2	0	--	--	--	--	--	--
2009-10	Carolina	NHL	72	21	19	40	2	-1	5	0	3	168	--	--	--	--	--
	Albany	AHL	7	1	3	4	2	0	1	0	0	--	--	--	--	--	--
2010-11	Carolina	NHL	82	14	15	29	25	13	1	0	3	145	--	--	--	--	--
2011-12	Carolina	NHL	82	17	15	32	21	-3	2	3	0	171	--	--	--	--	--
2012-13	PITTSBURGH	NHL	48	11	8	19	4	3	3	0	5	82	11	1	1	2	0
NHL TOTALS			334	64	62	126	68	11	11	3	11	623	11	1	1	2	0
PITTSBURGH TOTALS			48	11	8	19	4	3	3	0	5	82	11	1	1	2	0

16 BRANDON SUTTER • C

DATE	OPP	GP	GOALS	ASSISTS	POINTS	PIM	SHIFTS	TOI	WON	LOST	PCT	SHOTS	B/S	Hits	+/-	REMARKS	
1/19	@PHI	1	0	1	PP	1	2	25	17:08	8	6	0.57	0	0	1	E	1ST GAME/ POINT W/PGH
1/20	@NYR	1	0	0		0	2	21	16:45	10	6	0.63	3	2	0	E	
1/23	TOR	1	0	0		0	0	22	15:20	9	10	0.47	2	0	1	E	
1/25	@WPG	1	0	0		0	0	18	15:22	3	10	0.23	1	0	0	E	
1/27	@OTT	1	0	0		0	0	22	16:28	9	4	0.69	3	1	1	E	
1/29	NYI	1	0	0		0	0	20	17:25	6	5	0.55	3	2	0	E	
1/31	@NYR	1	0	0		0	0	19	14:11	9	10	0.47	2	2	1	E	
2/2	NJD	1	1	0		1	0	21	17:00	7	4	0.64	3	1	0	E	1ST GOAL W/ PGH
2/3	@WSH	1	0	1		1	0	22	14:25	6	9	0.40	2	1	0	1	
2/5	@NYI	1	1	0		1	0	20	15:55	6	10	0.38	1	0	0	1	GWG
2/7	WSH	1	0	1		1	0	18	14:47	8	5	0.62	1	0	2	E	
2/9	@NJD	1	1	PP	0	1	0	20	14:18	6	8	0.43	1	0	0	-1	
2/10	NJD	1	0	0		0	0	15	16:10	8	7	0.53	2	1	3	E	
2/13	OTT	1	0	0		0	0	16	11:30	4	6	0.40	0	3	1	E	300TH NHL GAME
2/15	@WPG	1	0	0		0	0	17	14:31	4	5	0.44	2	1	0	1	
2/17	@BUF	1	0	0		0	0	20	16:20	11	7	0.61	0	1	1	E	
2/20	PHI	1	1	0		1	0	19	12:19	8	7	0.53	5	0	0	2	
2/22	FLA	1	0	0		0	0	18	18:30	14	4	0.78	0	1	0	1	
2/24	TBL	1	0	1		1	0	20	16:42	5	9	0.36	2	0	0	2	
2/26	@FLA	1	0	0		0	0	23	17:09	7	11	0.39	1	1	4	-1	
2/28	@CAR	1	0	0		0	0	24	14:49	7	8	0.47	1	0	1	E	
3/2	@MTL	1	2	1PP	0	2	0	23	16:52	9	5	0.64	7	2	0	2	OT GWG
3/4	TBL	1	0	0		0	0	19	15:18	5	13	0.28	2	0	0	-1	
3/7	@PHI	1	0	1		1	0	22	19:30	8	10	0.44	0	2	1	1	
Half-Season Totals		24	6	5		11	4	484	15:47	177	179	0.50	44	21	17	8	

16 BRANDON SUTTER • C

DATE	OPP	GP	GOALS	ASSISTS	POINTS	PIM	SHIFTS	TOI	WON	LOST	PCT	SHOTS	B/S	Hits	+/-	REMARKS	
3/9	@TOR	1	0	0	0	0	20	18:04	4	10	0.29	0	2	1	-2		
3/10	NYI	1	0	0	0	0	21	18:18	12	6	0.67	0	1	0	-1		
3/12	BOS	1	2	0	2	0	21	15:16	9	6	0.60	3	0	1	1	GWG	
3/14	@TOR	1	0	0	0	0	24	17:11	9	8	0.53	2	0	0	1		
3/16	NYR	1	0	0	0	0	23	17:12	10	9	0.53	0	0	0	E		
3/17	BOS	1	0	0	0	0	20	17:05	5	9	0.36	2	0	0	-1		
3/19	WSH	1	0	0	0	0	22	19:04	9	5	0.64	1	1	1	E		
3/22	@NYI	1	1	0	1	0	20	17:55	8	11	0.42	3	1	0	1	GWG	
3/24	PHI	1	0	0	0	0	23	18:51	8	9	0.47	2	2	0	E		
3/26	MTL	1	0	0	0	0	27	20:27	11	8	0.58	2	0	1	E		
3/28	WPG	1	0	0	0	0	17	14:44	13	6	0.68	1	1	0	E		
3/30	NYI	1	0	0	0	0	23	19:15	16	5	0.76	0	0	0	E		
4/2	BUF	1	0	0	0	0	20	14:37	4	11	0.27	0	0	1	-1		
4/3	@NYR	1	0	0	0	0	22	18:08	11	9	0.55	1	1	4	-1		
4/5	NYR	1	0	0	0	0	22	19:29	8	10	0.44	0	0	0	-1		
4/9	@CAR	1	0	0	0	0	22	15:14	8	9	0.47	3	0	0	-1		
4/11	@TBL	1	0	0	0	0	22	14:53	6	13	0.32	2	0	0	E		
4/13	@FLA	1	0	0	0	0	23	14:14	5	5	0.50	2	1	3	-1		
4/17	MTL	1	2	PP	0	2	0	23	19:41	11	8	0.58	2	0	0	E	GWG
4/20	@BOS	1	0	0	0	0	26	17:33	10	10	0.50	2	0	0	E		
4/22	@OTT	1	0	0	0	0	20	15:29	8	13	0.38	2	1	1	1		
4/23	BUF	1	0	1	1	0	19	16:08	8	5	0.62	1	0	0	-1		
4/25	@NJD	1	0	1	1	0	21	14:58	6	5	0.55	4	1	0	E		
4/27	CAR	1	0	1	1	0	18	15:46	6	10	0.38	3	0	0	1		
Second-Half Totals		24	5	3	8	0	519	17:04	205	200	0.51	38	12	13	-5		
Final Totals		48	11	8	19	4	1003	16:25	382	379	0.50	82	33	30	3		

JOE VITALE • 46

Position: C

Shoots: Right

Ht: 5-11

Wt: 205

DOB: 8/20/85

Birthplace: St. Louis, MO

Acquired: Drafted by Penguins in the seventh round (195th overall) of the 2005 NHL Draft.



Up-To-Date Player Stats: Joe Vitale

2012-13 POSTSEASON


- Ranked 2nd on team in faceoffs with a 56.1-winning percentage (23 of 41).
- Recorded 1st career playoff point/assist in Game 6 vs. NY Islanders.
- Went 9-1 in faceoffs in Game 5 vs. NY Islanders.

2012-13 SEASON

- Led team in the faceoff circle with a 61.1-winning percentage.
- Won 50 percent or more of his draws in 25 of 33 games played.
- Won 13 faceoffs and added an assist April 13 at Florida.
- Scored game-winning goal March 17 vs. Boston.
- Appeared in his 100th NHL game March 14 at Toronto.

CAREER/PERSONAL

- Nickname - "Joey V"
- Played 2-plus NHL seasons with Pittsburgh.
- List of NHL firsts: game (Feb. 10, 2011 vs. Los Angeles); goal (Feb. 16, 2011 at Colorado); point (assist, Feb. 11, 2011 at NY Islanders).
- Played 2-plus seasons with Wilkes-Barre/Scranton of the American Hockey League from 2008-11. Recorded 66 points (17G-49A) in 139 career contests for WBS, adding 8 points (3G-5A) in 15 playoff games.
- Played 4 seasons of college hockey with Northeastern of Hockey East from 2005-09.
- Named All-Hockey East Second Team and Northeastern's Most Valuable Player in junior campaign (2007-08).
- In 143 career games with the Huskies, posted 34 goals, 60 assists and 94 points.
- Northeastern teammate of fellow Penguin Brad Thiessen.
- Married (Brianna); Daughter (Summer).
- Signed through 2013-14 season.



CAREER VS. NHL

	GP	G	A	PTS	PIM
ANA	1	0	0	0	0
BOS	7	1	2	3	7
BUF	5	0	0	0	0
CGY	1	0	0	0	0
CAR	5	0	0	0	7
CHI	2	0	0	0	0
COL	3	1	1	2	2
CBJ	1	1	0	1	0
DAL	2	0	0	0	4
DET	1	0	0	0	0
EDM	1	0	0	0	2
FLA	5	0	3	3	2
LAK	2	0	0	0	0
MIN	1	0	0	0	0
MTL	6	1	1	2	0
NSH	-	-	-	-	-
NJD	7	0	0	0	8
NYI	8	1	2	3	7
NYR	11	0	2	2	2
OTT	5	0	1	1	2
PHI	7	0	0	0	21
PHX	1	0	0	0	2
PIT	-	-	-	-	-
SJS	2	0	0	0	0
STL	1	0	0	0	0
TBL	5	0	1	1	14
TOR	7	1	0	1	2
VAN	1	0	0	0	0
WSH	6	0	0	0	4
WPG	6	1	1	2	0
Totals	110	7	14	21	86

CAREER HIGHS

Goals: 1 (7 times), 3/22/13 at NYI

Assists: 2 (1 time), 10/11/11 vs. FLA

Points: 2 (1 time), 10/11/11 vs. FLA

SOG: 4 (3 times), 1/25/13 at WPG

PIM: 12 (1 time), 2/18/12 at PHI

Hat Tricks: None

Goal Streak: None

Assist Streak: None

Point Streak: 2, 2/25/12-2/26/12 (1G-1A)



CAREER STATISTICS

YEAR	TEAM	LEAGUE	GP	G	A	PTS	PIM	+/-	PP	SH	GW	S	PLAYOFFS				
													GP	G	A	PTS	PIM
2004-05	Sioux Falls	USHL	53	11	20	31	62	--	--	--	--	--	--	--	--	--	--
2005-06	Northeastern	HE	31	8	8	16	71	--	2	1	1	--	--	--	--	--	--
2006-07	Northeastern	HE	35	7	9	16	54	--	1	2	3	74	--	--	--	--	--
2007-08	Northeastern	HE	37	12	23	35	75	--	2	0	1	--	--	--	--	--	--
2008-09	Northeastern	HE	40	7	20	27	68	7	1	2	2	93	--	--	--	--	--
	Wilkes-Barre	AHL	5	2	2	4	2	3	0	0	0	--	12	0	0	0	12
2009-10	Wilkes-Barre	AHL	74	6	26	32	70	3	0	0	--	135	4	0	2	2	0
2010-11	PITTSBURGH	NHL	9	1	1	2	13	-1	0	0	0	13	--	--	--	--	--
	Wilkes-Barre	AHL	60	9	21	30	64	13	0	2	3	123	11	3	3	6	18
2011-12	PITTSBURGH	NHL	68	4	10	14	56	-5	0	0	1	70	4	0	0	0	12
2012-13	PITTSBURGH	NHL	33	2	3	5	17	-7	0	0	1	26	4	0	1	1	4
NHL/PIT TOTALS			110	7	14	21	86	-13	0	0	2	109	8	0	1	1	16

46

JOE VITALE • C

DATE	OPP	GP	GOALS	ASSISTS	POINTS	PIM	SHIFTS	TOI	WON	LOST	PCT	SHOTS	B/S	Hits	+/-	REMARKS
1/19	@PHI	-	-	-	-	-	-	-	-	-	-	-	-	-	-	DND
1/20	@NYR	1	0	1	1	0	18	14:14	8	4	0.67	3	1	3	E	
1/23	TOR	1	0	0	0	0	14	10:34	5	4	0.56	1	0	3	-1	
1/25	@WPG	1	0	0	0	0	11	09:53	2	2	0.50	4	0	1	E	
1/27	@OTT	1	0	0	0	0	13	09:56	6	5	0.55	0	1	0	E	
1/29	NYI	1	0	0	0	0	16	11:41	11	7	0.61	0	1	1	-1	
1/31	@NYR	1	0	0	0	0	12	11:23	3	2	0.60	0	0	1	E	
2/2	NJD	1	0	0	0	0	14	11:33	6	2	0.75	0	0	0	E	
2/3	@WSH	1	0	0	0	0	14	10:15	8	3	0.73	1	0	1	E	
2/5	@NYI	1	0	0	0	0	13	10:34	5	2	0.71	0	1	1	E	
2/7	WSH	1	0	0	0	0	14	12:25	4	2	0.67	1	1	0	E	
2/9	@NJD	1	0	0	0	4	10	06:03	5	4	0.56	0	0	0	E	
2/10	NJD	-	-	-	-	-	-	-	-	-	-	-	-	-	-	DND
2/13	OTT	1	0	0	0	0	12	11:34	8	2	0.80	1	2	0	E	
2/15	@WPG	1	0	1	1	0	13	09:27	4	2	0.67	3	0	1	1	
2/17	@BUF	1	0	0	0	0	13	08:42	6	4	0.60	1	2	1	-1	
2/20	PHI	1	0	0	0	0	10	06:46	5	1	0.83	0	1	1	-1	
2/22	FLA	-	-	-	-	-	-	-	-	-	-	-	-	-	-	DND
2/24	TBL	1	0	0	0	5	13	09:43	8	1	0.89	0	1	2	-1	
2/26	@FLA	1	0	0	0	0	9	07:33	2	2	0.50	2	0	0	E	
2/28	@CAR	1	0	0	0	2	14	08:27	4	2	0.67	0	2	2	-1	
3/2	@MTL	1	0	0	0	0	10	06:52	2	5	0.29	0	1	1	-2	
3/4	TBL	1	0	0	0	0	8	06:49	3	3	0.50	0	0	0	-1	
3/7	@PHI	-	-	-	-	-	-	-	-	-	-	-	-	-	-	DND
Half-Season Totals		20	0	2	2	11	251	09:43	105	59	0.64	17	14	19	-8	

46

JOE VITALE • C

DATE	OPP	GP	GOALS	ASSISTS	POINTS	PIM	SHIFTS	TOI	WON	LOST	PCT	SHOTS	B/S	Hits	+/-	REMARKS
3/9	@TOR	-	-	-	-	-	-	-	-	-	-	-	-	-	-	DND
3/10	NYI	1	0	0	0	0	14	12:59	7	0	1.00	2	1	0	E	
3/12	BOS	1	0	0	0	0	11	07:42	3	4	0.43	0	0	0	E	
3/14	@TOR	1	0	0	0	0	8	05:58	2	0	1.00	0	0	2	E	100TH NHL GAME
3/16	NYR	1	0	0	0	0	12	09:22	1	4	0.20	1	0	1	E	
3/17	BOS	1	1	0	1	0	10	06:34	2	2	0.50	1	0	1	1	GWG
3/19	WSH	1	0	0	0	2	11	06:36	1	4	0.20	0	0	2	E	
3/22	@NYI	1	1	0	1	0	12	09:40	3	0	1.00	1	1	2	1	
3/24	PHI	1	0	0	0	0	9	07:10	2	4	0.33	1	0	1	E	
3/26	MTL	-	-	-	-	-	-	-	-	-	-	-	-	-	-	DND
3/28	WPG	1	0	0	0	0	13	09:48	7	1	0.88	2	0	3	E	
3/30	NYI	-	-	-	-	-	-	-	-	-	-	-	-	-	-	DND
4/2	BUF	-	-	-	-	-	-	-	-	-	-	-	-	-	-	DND
4/3	@NYR	1	0	0	0	0	16	12:19	3	6	0.33	1	0	4	-1	
4/5	NYR	-	-	-	-	-	-	-	-	-	-	-	-	-	-	DND
4/9	@CAR	-	-	-	-	-	-	-	-	-	-	-	-	-	-	DND
4/11	@TBL	-	-	-	-	-	-	-	-	-	-	-	-	-	-	DND
4/13	@FLA	1	0	1	1	2	20	12:39	13	4	0.76	0	1	5	1	
4/17	MTL	1	0	0	0	0	13	10:00	3	4	0.43	0	1	4	-1	
4/20	@BOS	1	0	0	0	2	15	09:20	5	8	0.38	0	1	1	E	
4/22	@OTT	-	-	-	-	-	-	-	-	-	-	-	-	-	-	INJ - LOWER BODY
4/23	BUF	-	-	-	-	-	-	-	-	-	-	-	-	-	-	INJ - LOWER BODY
4/25	@NJD	-	-	-	-	-	-	-	-	-	-	-	-	-	-	INJ - LOWER BODY
4/27	CAR	-	-	-	-	-	-	-	-	-	-	-	-	-	-	INJ - LOWER BODY
Second-Half Totals		13	2	1	3	6	164	09:14	52	41	0.56	9	5	26	1	
Final Totals		33	2	3	5	17	415	09:32	157	100	0.61	26	19	45	-7	

TOMAS VOKOUN • 92

Position: G**Catches:** Right**Ht:** 6-1**Wt:** 210**DOB:** 7/2/76**Birthplace:** Karlovy Vary, CZ**Acquired:** From Washington for 2012 seventh-round draft pick on June 4, 2012.

Up-To-Date Player Stats: Tomas Vokoun

2012-13 POSTSEASON


- Won first 4 starts and 6 of 7 overall in playoffs.
- Made 31 saves in Pittsburgh playoff debut to record 2nd career postseason shutout in Game 5 vs. NY Islanders.
- Made career-high 46 saves in Game 3 vs. Ottawa.
- Boasted a .941 save percentage and 1.85 goals-against average.

2012-13 SEASON

- Won 13 of his 17 starts while posting a .919 save percentage.
- Became 28th goalie to reach 300 career wins and 24th to play 700 games April 22 at Ottawa.
- Became 26th goalie in NHL history to post 50 career shutouts March 28 vs. Winnipeg (20 saves). Led team with 3 shutouts. Owns franchise record (and career high) shutout streak of 173:06 minutes, set between March 22-April 2.
- Had 7-game winning streak March 2-30.
- Won 1st game in 1st start as a Penguins Jan. 20 at NY Rangers with 31 saves.

CAREER/PERSONAL

- Nickname - "Voky"
- Played 14 NHL seasons with Montreal, Nashville, Florida, Washington and Pittsburgh.
- Has played 700 career NHL games while recording 300 wins and 51 shutouts. Only the 28th netminder in NHL history to reach 300 victories. Became 26th goalie to earn 50 shutouts.
- Backstopped the Czech Republic to a bronze medal at the 2006 Winter Olympic Games. Also represented his country at the 2010 Winter Olympic Games.
- 2-time NHL All-Star (2004 with Nashville, '08 with Florida).
- Ranks 6th among active netminders with 300 career victories. Ranks 12th all-time (4th among active goalies) with 18,625 career saves.
- Named Panthers team MVP in 2007-08, his first season with Florida. Won 30 games while leading the NHL in shots faced (2,213) and saves made (2,033). Also named to NHL All-Star Team.
- Originally drafted by Montreal in the 9th round (226th overall) of the 1994 NHL Draft. Claimed by Nashville from Montreal in 1998 Expansion Draft.
- Represented the Czech Republic in the Olympics (2006, '10), World Cup (2004) and World Championships (2003, '04, '05, '10).
- Posted matching 7-1 records while leading the Czech Republic to gold medals in the 2005 and '10 World Championships. Won the tournament's Best Goaltender Award and was named to the tournament All-Star Team in '05.



CAREER VS. NHL

	GP	MP	GA	GAA	REC
ANA	24	1396	65	2.79	9-13-2
BOS	24	1314	55	2.51	9-10-3
BUF	23	1307	61	2.80	8-11-3
CGY	24	1371	42	1.84	14-4-4
CAR	32	1772	83	2.81	13-12-5
CHI	28	1622	72	2.66	12-12-4
COL	21	1218	61	3.01	9-10-2
CBJ	31	1819	67	2.21	20-8-2
DAL	25	1457	64	2.64	6-18-1
DET	36	1936	102	3.16	10-20-4
EDM	22	1324	63	2.85	6-11-5
FLA	9	499	18	2.17	4-2-2
LAK	20	1058	53	3.01	4-12-2
MIN	18	1029	39	2.27	8-6-3
MTL	23	1182	51	2.59	7-9-4
NSH	4	239	8	2.01	1-3-0
NJD	18	1013	40	2.37	7-8-1
NYI	26	1508	49	1.95	17-7-1
NYR	21	1231	45	2.19	12-7-2
OTT	19	1050	56	3.20	6-12-0
PHI	23	1283	60	2.81	9-10-3
PHX	22	1332	58	2.61	12-8-2
PIT	26	1510	63	2.50	9-10-6
SJS	26	1528	67	2.63	16-9-1
STL	29	1673	54	1.94	13-12-3
TBL	29	1686	76	2.71	15-8-4
TOR	15	868	33	2.28	9-4-2
VAN	26	1256	52	2.48	9-9-2
WSH	24	1417	59	2.50	11-12-1
WPG	32	1803	72	2.40	15-11-4
Totals	700	39695	1688	2.55	300-288-78

CAREER HIGHS

Shots faced: 55, 10/2/09 at CHI***Saves:** 52, 10/2/09 at CHI***Shutouts:** 51, 3/30/13 vs. NYI**Win streak:** 7, (3 times), 3/2/13-3/30/13**Shutout streak:** 173:06, 3/22/13-4/2/13

*FRANCHISE RECORD

*GAME PLAYED IN FINLAND

- Also represented the Czech Republic at the 2003 and '04 World Championships, the 2004 World Cup and the 1996 World Junior Championship.
- Married (Dagmar); 2 daughters (Adelle, Natalie).
- Signed through 2013-14.



CAREER STATISTICS

YEAR	TEAM	LEAGUE	REGULAR SEASON								PLAYOFFS					
			GP	W	L	T	MIN	GA	SO	GAA	GP	W-L	MIN	GA	SO	GAA
1993-94	HC Kladno	CZE	1	0	0	0	20	2	0	6.01	--	--	--	--	--	--
	Czech	EJC	5	--	--	--	300	11	--	2.20	--	--	--	--	--	--
1994-95	HC Kladno	CZE	26	--	--	--	1368	70	--	3.07	5	--	240	19	--	4.75
1995-96	Wheeling	ECHL	35	20	10	2	1912	117	0	3.67	7	4-3	436	19	0	2.61
	Czech	WJC	6	2	2	2	356	21	1	3.54	--	--	--	--	--	--
	Fredericton	AHL	--	--	--	--	--	--	--	--	1	0-1	59	4	0	4.09
1996-97	Montreal	NHL	1	0	0	0	20	4	0	12.00	--	--	--	--	--	--
	Fredericton	AHL	47	12	26	7	2645	154	2	3.49	--	--	--	--	--	--
1997-98	Fredericton	AHL	31	13	13	2	1735	90	0	3.11	--	--	--	--	--	--
1998-99	Nashville	NHL	37	12	18	4	1954	96	1	2.95	--	--	--	--	--	--
	Milwaukee	AHL	9	3	2	4	539	22	1	2.45	2	0-2	149	8	0	3.22
1999-00	Nashville	NHL	33	9	20	1	1879	87	1	2.78	--	--	--	--	--	--
	Milwaukee	AHL	7	5	2	0	364	17	0	2.80	--	--	--	--	--	--
2000-01	Nashville	NHL	37	13	17	5	2088	85	2	2.44	--	--	--	--	--	--
2001-02	Nashville	NHL	29	5	14	4	1471	66	2	2.69	--	--	--	--	--	--
2002-03	Nashville	NHL	69	25	31	11	3974	146	3	2.20	--	--	--	--	--	--
	Czech	WC	7	--	--	--	389	14	1	2.16	--	--	--	--	--	--
2003-04	Nashville	NHL	73	34	29	10	4221	178	3	2.53	6	2-4	356	12	1	2.02
	Czech	WC	6	5	1	0	370	7	2	1.14	--	--	--	--	--	--
2004-05	HC Znojmo	CZE	27	--	--	--	1599	69	3	2.59	--	--	--	--	--	--
	HIFK Helsinki	FIN	19	11	4	4	1149	35	2	1.83	4	0-3	205	12	0	3.51
	Czech	WC	8	7	1	0	499	9	2	1.08	--	--	--	--	--	--
	Czech	W-Cup	5	2	3	0	302	15	0	2.98	--	--	--	--	--	--
2005-06	Nashville	NHL	61	36	18	7	3601	160	4	2.67	--	--	--	--	--	--
	Czech	Olympics	7	3	4	0	342	14	1	2.46	--	--	--	--	--	--
2006-07	Nashville	NHL	44	27	12	4	2601	104	5	2.40	5	1-4	324	16	0	2.96
2007-08	Florida	NHL	69	30	29	8	4031	180	4	2.68	--	--	--	--	--	--
2008-09	Florida	NHL	59	26	23	6	3324	138	6	2.49	--	--	--	--	--	--
2009-10	Florida	NHL	63	23	28	11	3695	157	7	2.55	--	--	--	--	--	--
	Czech	Olympics	5	3	2	0	304	9	0	1.78	--	--	--	--	--	--
	Czech	WC	8	7	1	0	496	13	0	1.57	--	--	--	--	--	--
2010-11	Florida	NHL	57	22	28	5	3224	137	6	2.55	--	--	--	--	--	--
2011-12	Washington	NHL	48	25	17	2	2583	108	4	2.51	--	--	--	--	--	--
2012-13	PITTSBURGH	NHL	20	13	4	0	1029	42	3	2.45	7	6-1	455	14	1	1.85
NHL TOTALS			700	300	288	78	39694	1688	51	2.55	18	9-9	1134	42	2	2.22
PITTSBURGH TOTALS			20	13	4	0	1029	42	3	2.45	7	6-1	455	14	1	1.85

92 TOMAS VOKOUN • G

Date	OPP	GP	Decision	Goals Against	Shots Faced	Saves Made	Minutes	Save %	GAA	Saves	Att	%	REMARKS
1/19	@PHI	-	-	-	-	-	-	-	-	-	-	-	DNP
1/20	@NYR	1	W	3	34	31	60	0.912	3.00	-	-	-	1ST GAME/WIN W/PGH
1/23	TOR	-	-	-	-	-	-	-	-	-	-	-	DNP
1/25	@WPG	1	L	3	31	28	59	0.903	3.05	-	-	-	
1/27	@OTT	-	-	-	-	-	-	-	-	-	-	-	DNP
1/29	NYI	1		0	7	7	20	1.000	0.00	-	-	-	
1/31	@NYR	1	W	0	28	28	60	1.000	0.00	-	-	-	49TH CAREER SHUTOUT
2/2	NJD	-	-	-	-	-	-	-	-	-	-	-	DNP
2/3	@WSH	1	W	3	24	21	60	0.875	3.00	-	-	-	
2/5	@NYI	-	-	-	-	-	-	-	-	-	-	-	DNP
2/7	WSH	-	-	-	-	-	-	-	-	-	-	-	DNP
2/9	@NJD	-	-	-	-	-	-	-	-	-	-	-	DNP
2/10	NJD	1	L	3	23	20	58	0.870	3.10	-	-	-	
2/13	OTT	-	-	-	-	-	-	-	-	-	-	-	DNP
2/15	@WPG	-	-	-	-	-	-	-	-	-	-	-	DNP
2/17	@BUF	-	-	-	-	-	-	-	-	-	-	-	DNP
2/20	PHI	1	L	6	32	26	59	0.813	6.10	-	-	-	
2/22	FLA	-	-	-	-	-	-	-	-	-	-	-	DNP
2/24	TBL	-	-	-	-	-	-	-	-	-	-	-	DNP
2/26	@FLA	1		4	22	18	29	0.818	8.28	-	-	-	
2/28	@CAR	-	-	-	-	-	-	-	-	-	-	-	DNP
3/2	@MTL	1	W	6	39	33	61	0.846	5.90	-	-	-	
3/4	TBL	-	-	-	-	-	-	-	-	-	-	-	DNP
3/7	@PHI	1	W	0	14	14	40	1.000	0.00	-	-	-	
Half- Season Totals		10	5-3-0	28	254	226	506	0.890	3.32	-	-	-	

92

TOMAS VOKOUN • G

Date	OPP	GP	Decision	Goals Against	Shots Faced	Saves Made	Minutes	Save %	GAA	Saves	Att	%	REMARKS
3/9	@TOR	-	-	-	-	-	-	-	-	-	-	-	DNP
3/10	NYI	1	W	1	24	23	60	0.958	1.00	-	-	-	
3/12	BOS	-	-	-	-	-	-	-	-	-	-	-	DNP
3/14	@TOR	-	-	-	-	-	-	-	-	-	-	-	DNP
3/16	NYR	-	-	-	-	-	-	-	-	-	-	-	DNP
3/17	BOS	1	W	1	32	31	60	0.969	1.00	-	-	-	
3/19	WSH	-	-	-	-	-	-	-	-	-	-	-	DNP
3/22	@NYI	1	W	2	35	33	60	0.943	2.00	-	-	-	
3/24	PHI	-	-	-	-	-	-	-	-	-	-	-	DNP
3/26	MTL	1		0	12	12	20	1.000	0.00	-	-	-	
3/28	WPG	1	W	0	20	20	60	1.000	0.00	-	-	-	50TH NHL SHUTOUT
3/30	NYI	1	W	0	35	35	60	1.000	0.00	-	-	-	51ST NHL SHUTOUT
4/2	BUF	1	L	4	13	9	23	0.692	10.43	-	-	-	TEAM RECORD 173:06 SHUTOUT SEQUENCE
4/3	@NYR	-	-	-	-	-	-	-	-	-	-	-	DNP
4/5	NYR	-	-	-	-	-	-	-	-	-	-	-	DNP
4/9	@CAR	-	-	-	-	-	-	-	-	-	-	-	DNP
4/11	@TBL	1	W	3	19	16	60	0.842	3.00	-	-	-	
4/13	@FLA	-	-	-	-	-	-	-	-	-	-	-	DNP
4/17	MTL	-	-	-	-	-	-	-	-	-	-	-	DNP
4/20	@BOS	1	W	2	40	38	60	0.950	2.00	-	-	-	
4/22	@OTT	1	W	1	35	34	60	0.971	1.00	-	-	-	300TH WIN/700TH GAME
4/23	BUF	-	-	-	-	-	-	-	-	-	-	-	DNP
4/25	@NJD	-	-	-	-	-	-	-	-	-	-	-	DNP
4/27	CAR	-	-	-	-	-	-	-	-	-	-	-	DNP
Half- Season Totals		10	8-1-0	14	265	251	523	0.947	1.61	-	-	-	
Final Totals		20	13-4-0	42	519	477	1029	0.919	2.45	-	-	-	



PLAYOFF HISTORY

SECTION SIX



PITTSBURGH PENGUINS

PLAYOFF GAME-BY-GAME RESULTS

1968 Did Not Qualify For Playoffs

1969 Did Not Qualify For Playoffs

1970 Quarterfinals vs. Oakland (PIT won series, 4-0)

Apr. 8	Oakland	1	at Pittsburgh	2	W
Apr. 9	Oakland	1	at Pittsburgh	3	W
Apr. 11	Pittsburgh	5	at Oakland	2	W
Apr. 12	Pittsburgh	3	at Oakland	2 (OT)	W

Semifinals vs. St. Louis (STL won series, 4-2)

Apr. 19	Pittsburgh	1	at St. Louis	3	L
Apr. 21	Pittsburgh	1	at St. Louis	4	L
Apr. 23	St. Louis	2	at Pittsburgh	3	W
Apr. 26	St. Louis	1	at Pittsburgh	2	W
Apr. 28	Pittsburgh	0	at St. Louis	5	L
Apr. 30	St. Louis	4	at Pittsburgh	3	L

1971 Did Not Qualify For Playoffs

1972 Quarterfinals vs. Chicago (CHI won series, 4-0)

Apr. 5	Pittsburgh	1	at Chicago	3	L
Apr. 6	Pittsburgh	2	at Chicago	3	L
Apr. 8	Chicago	2	at Pittsburgh	0	L
Apr. 9	Chicago	6	at Pittsburgh	5 (OT)	L

1973 Did Not Qualify For Playoffs

1974 Did Not Qualify For Playoffs

1975 Preliminary Round vs. St. Louis (PIT won series, 2-0)

Apr. 8	St. Louis	3	at Pittsburgh	4	W
Apr. 10	Pittsburgh	5	at St. Louis	3	W

Quarterfinals vs. NY Islanders (NYI won series, 4-3)

Apr. 13	NY Islanders	4	at Pittsburgh	5	W
Apr. 15	NY Islanders	1	at Pittsburgh	3	W
Apr. 17	Pittsburgh	6	at NY Islanders	4	W
Apr. 20	Pittsburgh	1	at NY Islanders	3	L
Apr. 22	NY Islanders	4	at Pittsburgh	2	L
Apr. 24	Pittsburgh	1	at NY Islanders	4	L
Apr. 26	NY Islanders	1	at Pittsburgh	0	L

1976 Preliminary Round vs. Toronto (TOR won series, 2-1)

Apr. 6	Pittsburgh	1	at Toronto	4	L
Apr. 8	Toronto	0	at Pittsburgh	2	W
Apr. 10	Pittsburgh	0	at Toronto	4	L

1977 Preliminary Round vs. Toronto (TOR won series, 2-1)

Apr. 5	Toronto	4	at Pittsburgh	2	L
Apr. 7	Pittsburgh	6	at Toronto	4	W
Apr. 9	Toronto	5	at Pittsburgh	2	L

1978 Did Not Qualify For Playoffs

1979 Preliminary Round vs. Buffalo (PIT won series, 2-1)

Apr. 10	Pittsburgh	4	at Buffalo	3	W
Apr. 12	Buffalo	3	at Pittsburgh	1	L
Apr. 14	Pittsburgh	4	at Buffalo	3 (OT)	W

Quarterfinals vs. Boston (BOS won series, 4-0)

Apr. 16	Pittsburgh	2	at Boston	6	L
Apr. 18	Pittsburgh	3	at Boston	4	L
Apr. 21	Boston	2	at Pittsburgh	1	L
Apr. 22	Boston	4	at Pittsburgh	1	L

1980 Preliminary Round vs. Boston (BOS won series, 3-2)

Apr. 8	Pittsburgh	4	at Boston	2	W
Apr. 10	Pittsburgh	1	at Boston	4	L
Apr. 12	Boston	1	at Pittsburgh	4	W
Apr. 13	Boston	8	at Pittsburgh	3	L
Apr. 14	Pittsburgh	2	at Boston	6	L

1981 Preliminary Round vs. St. Louis (STL won series, 3-2)

Apr. 8	Pittsburgh	2	at St. Louis	4	L
Apr. 9	Pittsburgh	6	at St. Louis	4	W
Apr. 11	St. Louis	5	at Pittsburgh	4	L
Apr. 12	St. Louis	3	at Pittsburgh	6	W
Apr. 14	Pittsburgh	3	at St. Louis	4 (2OT)	L

1982 Preliminary Round vs. NY Islanders (NYI won series, 3-2)

Apr. 7	Pittsburgh	1	at NY Islanders	8	L
Apr. 8	Pittsburgh	2	at NY Islanders	7	L
Apr. 10	NY Islanders	1	at Pittsburgh	2 (OT)	W
Apr. 11	NY Islanders	2	at Pittsburgh	5	W
Apr. 13	Pittsburgh	3	at NY Islanders	4 (OT)	L

1983 Did Not Qualify For Playoffs

1984 Did Not Qualify For Playoffs

1985 Did Not Qualify For Playoffs

1986 Did Not Qualify For Playoffs

1987 Did Not Qualify For Playoffs

1988 Did Not Qualify For Playoffs

1989 Patrick Division Semifinals vs. NY Rangers (PIT won series, 4-0)

Apr. 5	NY Rangers	1	at Pittsburgh	3	W
Apr. 6	NY Rangers	4	at Pittsburgh	7	W
Apr. 8	Pittsburgh	5	at NY Rangers	3	W
Apr. 9	Pittsburgh	4	at NY Rangers	3	W

Patrick Division Finals vs. Philadelphia (PHI won series, 4-3)

Apr. 17	Philadelphia	3	at Pittsburgh	4	W
Apr. 19	Philadelphia	4	at Pittsburgh	2	L
Apr. 21	Pittsburgh	4	at Philadelphia	3 (OT)	W
Apr. 23	Pittsburgh	1	at Philadelphia	4	L
Apr. 25	Philadelphia	7	at Pittsburgh	10	W
Apr. 27	Pittsburgh	2	at Philadelphia	6	L
Apr. 29	Philadelphia	4	at Pittsburgh	1	L

1990 Did Not Qualify For Playoffs

**1991 Patrick Division Semifinals vs. New Jersey
(PIT won series, 4-3)**

Apr. 3	New Jersey	3	at Pittsburgh	1	L
Apr. 5	New Jersey	4	at Pittsburgh	5 (OT)	W
Apr. 7	Pittsburgh	4	at New Jersey	3	W
Apr. 9	Pittsburgh	1	at New Jersey	4	L
Apr. 11	New Jersey	4	at Pittsburgh	2	L
Apr. 13	Pittsburgh	4	at New Jersey	3	W
Apr. 15	New Jersey	0	at Pittsburgh	4	W

**Patrick Division Finals vs. Washington
(PIT won series, 4-1)**

Apr. 17	Washington	4	at Pittsburgh	2	L
Apr. 19	Washington	6	at Pittsburgh	7 (OT)	W
Apr. 21	Pittsburgh	3	at Washington	1	W
Apr. 23	Pittsburgh	3	at Washington	1	W
Apr. 25	Washington	1	at Pittsburgh	4	W

**Prince of Wales Conference Finals vs. Boston
(PIT won series, 4-2)**

May 1	Pittsburgh	3	at Boston	6	L
May 3	Pittsburgh	4	at Boston	5 (OT)	L
May 5	Boston	1	at Pittsburgh	4	W
May 7	Boston	1	at Pittsburgh	4	W
May 9	Pittsburgh	7	at Boston	2	W
May 11	Boston	3	at Pittsburgh	5	W

**Stanley Cup Finals vs. Minnesota
(PIT won series, 4-2)**

May 15	Minnesota	5	at Pittsburgh	4	L
May 17	Minnesota	1	at Pittsburgh	4	W
May 19	Pittsburgh	1	at Minnesota	3	L
May 21	Pittsburgh	5	at Minnesota	3	W
May 23	Minnesota	4	at Pittsburgh	6	W
May 25	Pittsburgh	8	at Minnesota	0	W

**1992 Patrick Division Semifinals vs. Washington
(PIT won series, 4-3)**

Apr. 19	Pittsburgh	1	at Washington	3	L
Apr. 21	Pittsburgh	2	at Washington	6	L
Apr. 23	Washington	4	at Pittsburgh	6	W
Apr. 25	Washington	7	at Pittsburgh	2	L
Apr. 27	Pittsburgh	5	at Washington	2	W
Apr. 29	Washington	4	at Pittsburgh	6	W
May 1	Pittsburgh	3	at Washington	1	W

**Patrick Division Finals vs. NY Rangers
(PIT won series, 4-2)**

May 3	Pittsburgh	4	at NY Rangers	2	W
May 5	Pittsburgh	2	at NY Rangers	4	L
May 7	NY Rangers	6	at Pittsburgh	5 (OT)	L
May 9	NY Rangers	4	at Pittsburgh	5 (OT)	W
May 11	Pittsburgh	3	at NY Rangers	2	W
May 13	NY Rangers	1	at Pittsburgh	5	W

**Prince of Wales Conference Finals vs. Boston
(PIT won series, 4-0)**

May 17	Boston	3	at Pittsburgh	4 (OT)	W
May 19	Boston	2	at Pittsburgh	5	W
May 21	Pittsburgh	5	at Boston	1	W
May 23	Pittsburgh	5	at Boston	1	W

**Stanley Cup Finals vs. Chicago
(PIT won series, 4-0)**

May 26	Chicago	4	at Pittsburgh	5	W
May 28	Chicago	1	at Pittsburgh	3	W
May 30	Pittsburgh	1	at Chicago	0	W
June 1	Pittsburgh	6	at Chicago	5	W

**1993 Patrick Division Semifinals vs. New Jersey
(PIT won series, 4-1)**

Apr. 18	New Jersey	3	at Pittsburgh	6	W
Apr. 20	New Jersey	0	at Pittsburgh	7	W
Apr. 22	Pittsburgh	4	at New Jersey	3	W
Apr. 25	Pittsburgh	1	at New Jersey	4	L
Apr. 26	New Jersey	3	at Pittsburgh	5	W

**Patrick Division Finals vs. NY Islanders
(NYI won series, 4-3)**

May 2	NY Islanders	3	at Pittsburgh	2	L
May 4	NY Islanders	0	at Pittsburgh	3	W
May 6	Pittsburgh	3	at NY Islanders	1	W
May 8	Pittsburgh	5	at NY Islanders	6	L
May 10	NY Islanders	3	at Pittsburgh	6	W
May 12	Pittsburgh	5	at NY Islanders	7	L
May 14	NY Islanders	4	at Pittsburgh	3 (OT)	L

**1994 Eastern Conference Quarterfinals vs. Washington
(WSH won series, 4-2)**

Apr. 17	Washington	5	at Pittsburgh	3	L
Apr. 19	Washington	1	at Pittsburgh	2	W
Apr. 21	Pittsburgh	0	at Washington	2	L
Apr. 23	Pittsburgh	1	at Washington	4	L
Apr. 25	Washington	2	at Pittsburgh	3	W
Apr. 27	Pittsburgh	3	at Washington	6	L

**1995 Eastern Conference Quarterfinals vs. Washington
(PIT won series, 4-3)**

May 6	Washington	5	at Pittsburgh	4	L
May 8	Washington	3	at Pittsburgh	5	W
May 10	Pittsburgh	2	at Washington	6	L
May 12	Pittsburgh	2	at Washington	6	L
May 14	Washington	5	at Pittsburgh	6 (OT)	W
May 16	Pittsburgh	7	at Washington	1	W
May 18	Washington	0	at Pittsburgh	3	W

**Eastern Conference Semifinals vs. New Jersey
(NJ won series, 4-1)**

May 20	New Jersey	2	at Pittsburgh	3	W
May 22	New Jersey	4	at Pittsburgh	2	L
May 24	Pittsburgh	1	at New Jersey	5	L
May 26	Pittsburgh	1	at New Jersey	2 (OT)	L
May 28	New Jersey	4	at Pittsburgh	1	L

**1996 Eastern Conference Quarterfinals vs. Washington
(PIT won series, 4-2)**

Apr. 17	Washington	6	at Pittsburgh	4	L
Apr. 19	Washington	5	at Pittsburgh	3	L
Apr. 22	Pittsburgh	4	at Washington	1	W
Apr. 24	Pittsburgh	3	at Washington	2 (4OT)	W
Apr. 26	Washington	1	at Pittsburgh	4	W
Apr. 28	Pittsburgh	3	at Washington	2	W

**Eastern Conference Semifinals vs. NY Rangers
(PIT won series, 4-1)**

May 3	NY Rangers	3	at Pittsburgh	4	W
May 5	NY Rangers	6	at Pittsburgh	3	L
May 7	Pittsburgh	3	at NY Rangers	2	W
May 9	Pittsburgh	4	at NY Rangers	1	W
May 11	NY Rangers	3	at Pittsburgh	7	W

**Eastern Conference Finals vs. Florida
(FLA won series, 4-3)**

May 18	Florida	5	at Pittsburgh	1	L
May 20	Florida	2	at Pittsburgh	3	W
May 24	Pittsburgh	2	at Florida	5	L
May 26	Pittsburgh	2	at Florida	1	W
May 28	Florida	0	at Pittsburgh	3	W
May 30	Pittsburgh	3	at Florida	4	L
June 1	Florida	3	at Pittsburgh	1	L

1997 Eastern Conference Quarterfinals vs. Philadelphia (PHI won series, 4-1)

Apr. 17	Pittsburgh	1	at Philadelphia	5	L
Apr. 19	Pittsburgh	2	at Philadelphia	3	L
Apr. 21	Philadelphia	5	at Pittsburgh	3	L
Apr. 23	Philadelphia	1	at Pittsburgh	4	W
Apr. 26	Pittsburgh	3	at Philadelphia	6	L

1998 Eastern Conference Quarterfinals vs. Montreal (MTL won series, 4-2)

Apr. 23	Montreal	3	at Pittsburgh	2 (OT)	L
Apr. 25	Montreal	1	at Pittsburgh	4	W
Apr. 27	Pittsburgh	1	at Montreal	3	L
Apr. 29	Pittsburgh	6	at Montreal	3	W
May 1	Montreal	5	at Pittsburgh	2	L
May 3	Pittsburgh	0	at Montreal	3	L

1999 Eastern Conference Quarterfinals vs. New Jersey (PIT won series, 4-3)

Apr. 22	Pittsburgh	1	at New Jersey	3	L
Apr. 24	Pittsburgh	4	at New Jersey	1	W
Apr. 25	New Jersey	2	at Pittsburgh	4	W
Apr. 27	New Jersey	4	at Pittsburgh	2	L
Apr. 30	Pittsburgh	3	at New Jersey	4	L
May 2	New Jersey	2	at Pittsburgh	3 (OT)	W
May 4	Pittsburgh	4	at New Jersey	2	W

Eastern Conference Semifinals vs. Toronto (TOR won series, 4-2)

May 7	Pittsburgh	2	at Toronto	0	W
May 9	Pittsburgh	2	at Toronto	4	L
May 11	Toronto	3	at Pittsburgh	4	W
May 13	Toronto	3	at Pittsburgh	2 (OT)	L
May 15	Pittsburgh	1	at Toronto	4	L
May 17	Toronto	4	at Pittsburgh	3 (OT)	L

2000 Eastern Conference Quarterfinals vs. Washington (PIT won series, 4-1)

Apr. 13	Pittsburgh	7	at Washington	0	W
Apr. 15	Washington	1	at Pittsburgh	2 (OT)	W
Apr. 17	Washington	3	at Pittsburgh	4	W
Apr. 19	Pittsburgh	2	at Washington	3	L
Apr. 21	Pittsburgh	2	at Washington	1	W

Eastern Conference Semifinals vs. Philadelphia (PHI won series, 4-2)

Apr. 27	Pittsburgh	2	at Philadelphia	0	W
Apr. 29	Pittsburgh	4	at Philadelphia	1	W
May 2	Philadelphia	4	at Pittsburgh	3 (OT)	L
May 4	Philadelphia	2	at Pittsburgh	1 (5OT)	L
May 7	Pittsburgh	3	at Philadelphia	6	L
May 9	Philadelphia	2	at Pittsburgh	1	L

2001 Eastern Conference Quarterfinals vs. Washington (PIT won series, 4-2)

Apr. 12	Pittsburgh	0	at Washington	1	L
Apr. 14	Pittsburgh	2	at Washington	1	W
Apr. 16	Washington	0	at Pittsburgh	3	W
Apr. 18	Washington	4	at Pittsburgh	3 (OT)	L
Apr. 21	Pittsburgh	2	at Washington	1	W
Apr. 23	Washington	3	at Pittsburgh	4 (OT)	W

Eastern Conference Semifinals vs. Buffalo (PIT won series, 4-3)

Apr. 26	Pittsburgh	3	at Buffalo	0	W
Apr. 28	Pittsburgh	3	at Buffalo	1	W
Apr. 30	Buffalo	4	at Pittsburgh	1	L
May 2	Buffalo	5	at Pittsburgh	2	L
May 5	Pittsburgh	2	at Buffalo	3 (OT)	L
May 8	Buffalo	2	at Pittsburgh	3 (OT)	W
May 10	Pittsburgh	3	at Buffalo	2 (OT)	W

Eastern Conference Finals vs. New Jersey (NJ won series, 4-1)

May 12	Pittsburgh	1	at New Jersey	3	L
May 15	Pittsburgh	4	at New Jersey	2	W
May 17	New Jersey	3	at Pittsburgh	0	L
May 19	New Jersey	5	at Pittsburgh	0	L
May 22	Pittsburgh	2	at New Jersey	4	L

2002 Did Not Qualify For Playoffs**2003 Did Not Qualify For Playoffs****2004 Did Not Qualify For Playoffs****2005 No Season****2006 Did Not Qualify For Playoffs****2007 Eastern Conference Quarterfinals vs. Ottawa (OTT won series, 4-1)**

Apr. 11	Pittsburgh	3	at Ottawa	6	L
Apr. 14	Pittsburgh	4	at Ottawa	3	W
Apr. 15	Ottawa	4	at Pittsburgh	2	L
Apr. 17	Ottawa	2	at Pittsburgh	1	L
Apr. 19	Pittsburgh	0	at Ottawa	3	L

2008 Eastern Conference Quarterfinals vs. Ottawa (PIT won series, 4-0)

Apr. 9	Ottawa	0	at Pittsburgh	4	W
Apr. 11	Ottawa	3	at Pittsburgh	5	W
Apr. 14	Pittsburgh	4	at Ottawa	1	W
Apr. 16	Pittsburgh	3	at Ottawa	1	W

Eastern Conference Semifinals vs. NY Rangers (PIT won series, 4-1)

Apr. 25	NY Rangers	4	at Pittsburgh	5	W
Apr. 27	NY Rangers	0	at Pittsburgh	2	W
Apr. 29	Pittsburgh	5	at NY Rangers	3	W
May 1	Pittsburgh	0	at NY Rangers	3	L
May 4	NY Rangers	2	at Pittsburgh	3 (OT)	W

Eastern Conference Finals vs. Philadelphia (PIT won series, 4-1)

May 9	Philadelphia	2	at Pittsburgh	4	W
May 11	Philadelphia	2	at Pittsburgh	4	W
May 13	Pittsburgh	4	at Philadelphia	1	W
May 15	Pittsburgh	2	at Philadelphia	4	L
May 18	Philadelphia	0	at Pittsburgh	6	W

Stanley Cup Final vs. Detroit (DET won series, 4-2)

May 24	Pittsburgh	0	at Detroit	4	L
May 26	Pittsburgh	0	at Detroit	3	L
May 28	Detroit	2	at Pittsburgh	3	W
May 31	Detroit	2	at Pittsburgh	1	L
June 2	Pittsburgh	4	at Detroit	3 (3OT)	W
June 4	Detroit	3	at Pittsburgh	2	L

2009 Eastern Conference Quarterfinals vs. Philadelphia
(PIT won series, 4-2)

Apr. 15	Philadelphia	1	at Pittsburgh	4	W
Apr. 17	Philadelphia	2	at Pittsburgh	3 (OT)	W
Apr. 19	Pittsburgh	3	at Philadelphia	6	L
Apr. 21	Pittsburgh	3	at Philadelphia	1	W
Apr. 23	Philadelphia	3	at Pittsburgh	0	L
Apr. 25	Pittsburgh	5	at Philadelphia	3	W

Eastern Conference Semifinals vs. Washington
(PIT won series, 4-3)

May 2	Pittsburgh	2	at Washington	3	L
May 4	Pittsburgh	3	at Washington	4	L
May 6	Washington	2	at Pittsburgh	3 (OT)	W
May 8	Washington	3	at Pittsburgh	5	W
May 9	Pittsburgh	4	at Washington	3 (OT)	W
May 11	Washington	5	at Pittsburgh	4 (OT)	L
May 13	Pittsburgh	6	at Washington	2	W

Eastern Conference Finals vs. Carolina
(PIT won series, 4-0)

May 18	Carolina	2	at Pittsburgh	3	W
May 21	Carolina	4	at Pittsburgh	7	W
May 23	Pittsburgh	6	at Carolina	2	W
May 26	Pittsburgh	4	at Carolina	1	W

Stanley Cup Final vs. Detroit
(PIT won series, 4-3)

May 30	Pittsburgh	1	at Detroit	3	L
May 31	Pittsburgh	1	at Detroit	3	L
June 2	Detroit	2	at Pittsburgh	4	W
June 4	Detroit	2	at Pittsburgh	4	W
June 6	Pittsburgh	0	at Detroit	5	L
June 9	Detroit	1	at Pittsburgh	2	W
June 12	Pittsburgh	2	at Detroit	1	W

2010 Eastern Conference Quarterfinals vs. Ottawa
(PIT won series, 4-2)

Apr. 14	Ottawa	5	at Pittsburgh	4	L
Apr. 16	Ottawa	1	at Pittsburgh	2	W
Apr. 18	Pittsburgh	4	at Ottawa	2	W
Apr. 20	Pittsburgh	7	at Ottawa	4	W
Apr. 22	Ottawa	4	at Pittsburgh	3 (3OT)	L
Apr. 24	Pittsburgh	4	at Ottawa	3 (OT)	W

Eastern Conference Semifinals vs. Montreal
(MTL won series, 4-3)

Apr. 30	Montreal	3	at Pittsburgh	6	W
May 2	Montreal	3	at Pittsburgh	1	L
May 4	Pittsburgh	2	at Montreal	0	W
May 6	Pittsburgh	2	at Montreal	3	L
May 8	Montreal	1	at Pittsburgh	2	W
May 10	Pittsburgh	3	at Montreal	4	L
May 12	Montreal	5	at Pittsburgh	2	L

2011 Eastern Conference Quarterfinals vs. Tampa Bay
(TB won series, 4-3)

Apr. 13	Tampa Bay	0	at Pittsburgh	3	W
Apr. 15	Tampa Bay	5	at Pittsburgh	1	L
Apr. 18	Pittsburgh	3	at Tampa Bay	2	W
Apr. 20	Pittsburgh	3	at Tampa Bay	2 (2OT)	W
Apr. 23	Tampa Bay	8	at Pittsburgh	2	L
Apr. 25	Pittsburgh	2	at Tampa Bay	4	L
Apr. 27	Tampa Bay	1	at Pittsburgh	0	L

2012 Eastern Conference Quarterfinals vs. Philadelphia
(PHI won series, 4-2)

Apr. 11	Philadelphia	4	at Pittsburgh	3 (OT)	L
Apr. 13	Philadelphia	8	at Pittsburgh	5	L
Apr. 15	Pittsburgh	4	at Philadelphia	8	L
Apr. 18	Pittsburgh	10	at Philadelphia	3	W
Apr. 20	Philadelphia	2	at Pittsburgh	3	W
Apr. 22	Pittsburgh	1	at Philadelphia	5	L

2013 Eastern Conference Quarterfinals vs. NY Islanders
(PIT won series, 4-2)

May 1	NY Islanders	0	at Pittsburgh	5	W
May 3	NY Islanders	4	at Pittsburgh	3	L
May 5	Pittsburgh	5	at NY Islanders	4 (OT)	W
May 7	Pittsburgh	4	at NY Islanders	6	L
May 9	NY Islanders	0	at Pittsburgh	4	W
May 11	Pittsburgh	4	at NY Islanders	3 (OT)	W

Eastern Conference Semifinals vs. Ottawa
(PIT won series, 4-1)

May 14	Ottawa	1	at Pittsburgh	4	W
May 17	Ottawa	3	at Pittsburgh	4	W
May 19	Pittsburgh	1	at Ottawa	2 (2OT)	L
May 22	Pittsburgh	7	at Ottawa	3	W
May 24	Ottawa	2	at Pittsburgh	6	W

PITTSBURGH PENGUINS PLAYOFF RECORDS

ALL-TIME AGAINST OPPONENTS

OPPONENT	SERIES	W	L	GP	W	L	GF	GA	LAST	SERIES
Washington	8	7	1	49	30	19	164	143	2009	CSF - Won 4-3
Philadelphia	6	2	4	35	16	19	115	121	2012	CQF - Lost 4-2
New Jersey	5	3	2	29	14	15	80	86	2001	CF - Lost 4-1
NY Rangers	4	4	0	20	16	4	79	57	2008	CSF - Won 4-1
Ottawa	4	3	1	20	13	7	72	53	2013	CSF - Won 4-1
Boston	4	2	2	19	10	9	67	62	1992	CF - Won 4-0
NY Islanders	4	1	3	25	12	13	83	84	2013	CQF - Won 4-2
St. Louis	3	1	2	13	6	7	40	45	1981	PR - Lost 3-2
Toronto	3	0	3	12	4	8	27	39	1999	CSF - Lost 4-2
Buffalo	2	2	0	10	6	4	26	26	2001	CSF - Won 4-3
Chicago	2	1	1	8	4	4	23	24	1992	F - Won 4-0
Detroit	2	1	1	13	6	7	24	34	2009	F - Won 4-3
Montreal	2	0	2	13	5	8	33	37	2010	CSF - Lost 4-3
Minnesota	1	1	0	6	4	2	28	16	1991	F - Won 4-2
Oakland	1	1	0	4	4	0	13	6	1970	QF - Won 4-0
Florida	1	0	1	7	3	4	15	20	1996	CF - Lost 4-3
Carolina	1	1	0	4	4	0	20	9	2009	CF - Won 4-0
Tampa Bay	1	0	1	7	3	4	14	22	2011	CQF - Lost 4-3
TOTAL	54	30	24	294	160	134	923	884		

COACHES' PLAYOFF RECORDS

COACHES	SERIES	W-L	GAMES	W-L
Dan Bylsma	10	7-3	61	36-25
Scott Bowman	6	5-1	33	23-10
Eddie Johnston	8	3-5	46	22-24
Bob Johnson	4	4-0	24	16-8
Michel Therrien	5	3-2	25	15-10
Ivan Hlinka	3	2-1	18	9-9
Kevin Constantine	3	1-2	19	8-11
Gene Ubriaco	2	1-1	11	7-4
Herb Brooks	2	1-1	11	6-5
Red Kelly	3	1-2	14	6-8
Marc Bolieau	2	1-1	9	5-4
Johnny Wilson	3	1-2	12	4-8
Ken Schinkel	2	0-2	6	2-4
Craig Patrick	1	0-1	5	1-4
TOTAL	54	30-24	294	160-134

RECORDS BY SERIES

SERIES	PLAYED	W-L
Record in Stanley Cup Final	4	3-1
Record in Semifinals/Conference Finals	7	4-3
Record in Quarterfinals/Division Finals/Conference Semifinals	17	8-9
Record in Preliminary Round/Division Semifinals/Conference Quarterfinals	26	15-11
Record in Two-Game Series	1	1-0
Record in Three-Game Series	3	1-2
Record in Four-Game Series	8	6-2
Record in Five-Game Series	14	8-6
Record in Six-Game Series	15	8-7
Record in Seven-Game Series	13	7-6

RECORDS BY GAME

	OVERALL	HOME	ROAD
Game One	26-28	19-12	7-16
Game Two	32-22	23-9	9-13
Game Three	33-20	12-10	21-10
Game Four	25-25	8-12	17-13
Game Five	23-19	16-7	7-12
Game Six	14-14	7-5	7-9
Game Seven	7-6	2-6	5-0
TOTAL	160-134	87-61	73-73

MISCELLANEOUS PLAYOFF RECORDS

Years in the Playoffs	28	
Most Consecutive Years	11	1991 to 2001
Most Consecutive Wins	14	5/9/92 to 4/22/93#
Most Consecutive Home Wins	9	4/9/08 to 5/2/08
		5/9/92 to 4/26/93
Most Consecutive Road Wins	6	5/11/92 to 4/22/93
#NHL Record		

ALL-TIME PLAYOFF RECORDS

GAMES PLAYED	ASSISTS	WINS
1. Jagr140	1. Lemieux96	1. Barrasso56
2. Lemieux107	2. Jagr82	2. FLEURY45
3. Stevens103	3. Francis68	3. Wregget13
4. Barrasso101	4. CROSBY65	4. Hedberg9
5. Francis97	5. MALKIN61	5. VOKOUN6
	6. Stevens60	Tugnutt6
POINTS	SHORTHANDED GOALS	GOALS-AGAINST AVG.
1. Lemieux172	1. Lemieux7	1. Tugnutt1.77
2. Jagr147	2. DUPUIS2	2. VOKOUN1.85
3. Stevens106	Jagr2	3. Binkley2.09
4. CROSBY105	Errey2	4. Hedberg2.30
5. Francis100	Olczyk2	5. Inness2.67
6. MALKIN97		Plasse2.67
GOALS	GAME-WINNING GOALS	7. FLEURY2.72
1. Lemieux76	1. Jagr14	SHUTOUTS
2. Jagr65	2. Lemieux11	1. FLEURY6
3. Stevens46	3. Stevens9	Barrasso6
4. CROSBY40	4. MALKIN8	3. Hedberg2
5. MALKIN36	Francis8	Tugnutt2
6. Francis32	6. KENNEDY6	5. VOKOUN1
		Wregget1
		Pietrangelo1
		Plasse1

ALL-TIME GOALTENDERS' PLAYOFF RECORDS

PLAYER	GP	MP	GF	GA	ENG	SO	SAVES	GAA	W-L
Jean-Sebastien Aubin	1	1	0	0	0	0	0	0.00	0-0
Jocelyn Thibault	1	8	2	0	0	0	1	0.00	0-0
Mathieu Garon	1	24	0	0	0	0	8	0.00	0-0
Wendell Young	1	39	1	1	0	0	10	1.54	0-0
Ron Tugnutt	11	746	29	22	0	2	376	1.77	6-5
Tomas Vokoun	7	455	30	14	0	1	225	1.85	6-1
Les Binkley	7	428	18	15	0	0	183	2.10	5-2
Johan Hedberg	18	1123	38	43	1	2	439	2.30	9-9
Gary Inness	9	540	27	24	3	0	273	2.67	5-4
Michel Plasse	3	180	3	8	0	1	85	2.67	1-2
Marc-Andre Fleury	79	4773	245	216	6	6	2022	2.72	45-34
Ken Wregget	26	1597	82	78	5	1	816	2.86	13-12
Tom Barrasso	101	5918	334	287	12	6	2523	2.91	56-42
Peter Skudra	1	20	2	1	0	0	10	3.00	0-0
Frank Pietrangelo	5	288	19	15	1	1	133	3.13	4-1
Al Smith	3	180	5	10	0	0	79	3.33	1-2
Denis Herron	10	601	26	35	3	0	298	3.49	3-7
Jim Rutherford	4	240	8	14	0	0	131	3.50	0-4
Greg Millen	10	625	35	40	1	0	297	3.84	4-6
Michel Dion	5	310	13	22	0	0	164	4.26	2-3
Brent Johnson	3	85	4	7	0	0	21	4.94	0-0

PLAYER RECORDS

CAREER		
Games Played	140	Jaromir Jagr
Goals	76	Mario Lemieux
Assists	96	Mario Lemieux
Points	172	Mario Lemieux
Penalty Minutes	170	Kevin Stevens
Power-Play Goals	29	Mario Lemieux
Games Played, Goalie	101	Tom Barrasso
Wins	56	Tom Barrasso
Goals-Against Average	1.77	Ron Tugnutt
Minutes Played	5,918	Tom Barrasso

PERIOD			
Goals	4	4/25/89 vs. Philadelphia	Mario Lemieux*
Assists	3	5/8/95 vs. Washington	Ron Francis
		4/19/91 vs. Washington	Paul Coffey
		4/25/89 vs. Philadelphia	Mario Lemieux
Points	4	4/23/92 vs. Washington	Lemieux (2+2)*
		4/25/89 vs. Philadelphia	Lemieux (4+0)*
Shots	7	4/16/08 at Ottawa	Marian Hossa
		4/11/91 vs. New Jersey	Larry Murphy
Penalties	6	4/13/80 at Boston	Kim Clackson
PIMs	26	4/13/80 at Boston	Kim Clackson
Saves	27	4/21/97 vs. Philadelphia	Ken Wregget
*NHL record			

SERIES			
Goals	9	1989 vs. Philadelphia	Mario Lemieux
Assists	11	1995 vs. Washington	Ron Francis
Points	17	1992 vs. Washington	Mario Lemieux
PIMs	43	1989 vs. NY Rangers 1970 vs. St. Louis	Randy Hillier Tracy Pratt

YEAR			
Goals	17	1991	Kevin Stevens
Assists	28	1991	Mario Lemieux
Points	44	1991	Mario Lemieux
Penalty Minutes	66	1989	Phil Bourque
Power-Play Goals	8	1992	Mario Lemieux
Game-Winning Goals	5	1992	Mario Lemieux
Shots	104	2009	Evgeni Malkin
Goals, Defenseman	5	2010	Kris Letang
		1991	Larry Murphy
Assists, Defenseman	18	1991	Larry Murphy
Points, Defenseman	23	1991	Larry Murphy
Saves	686	2009	Marc-Andre Fleury

GAME			
Goals	5	4/25/89 vs. Philadelphia	Mario Lemieux
Assists	4	Nine Times - Last Time	
		5/22/13 at Ottawa	Kris Letang
Points	8	4/25/89 vs. Philadelphia	Lemieux (5+3)*
Shots	12	4/24/96 at Washington	Jaromir Jagr
		4/29/92 vs. Washington	Kevin Stevens
Penalties	8	4/13/80 at Boston	Kim Clackson
PIMs	32	4/19/70 at St. Louis	Tracy Pratt
Saves	70	5/4/00 vs. Philadelphia	Ron Tugnutt
*NHL record			

STREAKS			
Goals	7 games	4/26/96-5/11/96	Mario Lemieux (10)
		5/3/91-5/17/91	Mario Lemieux (8)
Assists	10 games	4/19/91-5/11/91	Mario Lemieux (16)
Points	15 games	4/13/91-5/17/91	Mario Lemieux
			(11+18)

OVERTIME GAMES

DATE	PLAYER	TIME	OPPONENT	GAME #		SCORE
5/19/13	Colin Greening	27:39	at Ottawa	Game 3	L	1-2
5/11/13	Brooks Orpik	7:49	at NY Islanders	Game 6	W	4-3
5/5/13	Chris Kunitz	8:44	at NY Islanders	Game 3	W	5-4
4/11/12	Jakub Voracek	2:23	Philadelphia	Game 1	L	3-4
4/20/11	James Neal	23:38	at Tampa Bay	Game 4	W	3-2
4/24/10	Pascal Dupuis	9:56	at Ottawa	Game 6	W	4-3
4/22/10	Matt Carkner	47:06	vs. Ottawa	Game 5	L	3-4
5/11/09	David Steckel	6:22	vs. Washington	Game 6	L	4-5
5/9/09	Evgeni Malkin	3:28	at Washington	Game 5	W	4-3
5/6/09	Kris Letang	11:23	vs. Washington	Game 3	W	3-2
4/17/09	Bill Guerin	18:29	vs. Philadelphia	Game 2	W	3-2
6/2/08	Petr Sykora	49:57	at Detroit	Game 5	W	4-3
5/4/08	Marian Hossa	7:10	vs. NY Rangers	Game 5	W	3-2
5/10/01	Darius Kasparaitis	13:01	at Buffalo	Game 7	W	3-2
5/8/01	Martin Straka	11:29	vs. Buffalo	Game 6	W	3-2
5/5/01	Stu Barnes	8:34	at Buffalo	Game 5	L	2-3
4/23/01	Martin Straka	13:04	vs. Washington	Game 6	W	4-3
4/18/01	Jeff Halpern	4:01	vs. Washington	Game 4	L	3-4
5/4/00	Keith Primeau	92:01	vs. Philadelphia	Game 4	L	1-2
5/2/00	Andy Delmore	11:01	vs. Philadelphia	Game 3	L	3-4
4/15/00	Jaromir Jagr	5:49	vs. Washington	Game 2	W	2-1
5/17/99	Garry Valk	1:58	vs. Toronto	Game 6	L	3-4
5/13/99	Sergei Berezin	2:18	vs. Toronto	Game 4	L	2-3
5/2/99	Jaromir Jagr	8:59	vs. New Jersey	Game 6	W	3-2
4/23/98	Benoit Brunet	18:43	vs. Montreal	Game 1	L	2-3
4/24/96	Petr Nedved	79:15	at Washington	Game 4	W	3-2
5/26/95	Neil Broten	18:36	at New Jersey	Game 4	L	1-2
5/14/95	Luc Robitaille	4:30	vs. Washington	Game 5	W	6-5
5/14/93	David Volek	5:16	vs. NY Islanders	Game 7	L	3-4
5/17/92	Jaromir Jagr	9:44	vs. Boston	Game 1	W	4-3

OVERALL OVERTIME RECORD: 24-18 HOME OVERTIME RECORD: 13-12 ROAD OVERTIME RECORD: 11-6

OVERTIME GAMES CONTINUED

DATE	PLAYER	TIME	OPPONENT	GAME #		SCORE
5/9/92	Ron Francis	2:47	vs. NY Rangers	Game 4	W	5-4
5/7/92	Kris King	1:29	vs. NY Rangers	Game 3	L	5-6
5/3/91	Vladimir Ruzicka	8:14	at Boston	Game 2	L	4-5
4/19/91	Kevin Stevens	8:10	vs. Washington	Game 2	W	7-6
4/5/91	Jaromir Jagr	8:52	vs. New Jersey	Game 2	W	5-4
4/21/89	Phil Bourque	12:08	at Philadelphia	Game 3	W	4-3
4/13/82	John Tonelli	6:10	at NY Islanders	Game 5	L	3-4
4/10/82	Rick Kehoe	4:14	vs. NY Islanders	Game 3	W	2-1
4/14/81	Mike Crombeen	25:16	at St. Louis	Game 5	L	3-4
4/14/79	George Ferguson	0:47	at Buffalo	Game 3	W	4-3
4/9/72	Pit Martin	0:12	vs. Chicago	Game 4	L	5-6
4/12/70	Michel Briere	8:28	at Oakland	Game 4	W	3-2

OVERALL OVERTIME RECORD: 24-18 HOME OVERTIME RECORD: 13-12 ROAD OVERTIME RECORD: 11-6

PLAYOFF SCORING

PLAYER	GP	G	A	PTS	PIMS
1. Mario Lemieux	107	76	96	172	87
2. Jaromir Jagr	140	65	82	147	121
3. Kevin Stevens	103	46	60	106	170
4. SIDNEY CROSBY	78	40	65	105	49
5. Ron Francis	97	32	68	100	67
6. EVGENI MALKIN	79	36	61	97	114
7. Larry Murphy	74	15	57	72	73
8. KRIS LETANG	76	13	34	47	81
9. Martin Straka	65	19	27	46	30
10. Sergei Gonchar	60	7	37	44	26
11. CHRIS KUNITZ	60	12	29	41	43
12. Mark Recchi	29	10	28	38	33
13. Rick Tocchet	32	15	22	37	68
14. Jordan Staal	73	23	13	36	34
15. Maxime Talbot	66	14	19	33	87
16. PASCAL DUPUIS	73	14	18	32	42
17. Joe Mullen	62	16	15	31	20
18. Alex Kovalev	46	12	18	30	50
19. TYLER KENNEDY	74	12	15	27	25
20. Marian Hossa	20	12	14	26	12
21. Paul Coffey	23	4	22	26	37
22. Phil Bourque	56	13	12	25	107
23. Bill Guerin	35	11	13	24	17
24. Jan Hrdina	40	10	14	24	22
25. Petr Nedved	23	11	12	23	28
26. Troy Loney	66	8	14	22	97
27. Rick Kehoe	37	4	17	21	2
28. MATT COOKE	54	5	15	20	78
29. Rob Brown	41	9	10	19	34
30. Robert Lang	45	7	12	19	6
31. JAMES NEAL	21	9	9	18	26
32. Jean Pronovost	29	9	9	18	12
33. Shawn McEachern	48	6	11	17	24
34. Ryan Malone	25	6	10	16	25
35. Ulf Samuelsson	66	4	12	16	123
36. George Ferguson	22	4	11	15	13
37. Sergei Zubov	18	1	14	15	26
38. Rod Schutt	22	8	6	14	26
39. Ruslan Fedotenko	32	7	7	14	8
40. Bryan Trottier	46	7	7	14	57
41. Randy Carlyle	22	6	8	14	41
42. Ron Schock	29	2	12	14	23
43. MARK EATON	49	4	9	13	14
44. BROOKS ORPIK	83	1	12	13	82
45. Bob Errey	49	9	4	13	51
46. Ron Stackhouse	32	5	8	13	38
47. Jiri Slegr	29	3	10	13	33
48. JAROME IGINLA	11	4	8	12	14

PLAYER	GP	G	A	PTS	PIMS
49. PAUL MARTIN	21	3	9	12	6
50. Tomas Sandstrom	36	7	5	12	50
51. Paul Stanton	44	2	10	12	66
52. Luc Robitaille	12	7	4	11	26
53. Gregg Sheppard	17	4	7	11	2
54. John Cullen	20	3	8	11	36
55. Jock Callander	22	3	8	11	12
56. Pierre Larouche	15	2	9	11	2
57. CRAIG ADAMS	60	6	4	10	62
58. Lowell MacDonald	15	6	4	10	8
59. Petr Sykora	27	6	4	10	16
60. Janne Laukkanen	29	4	6	10	24
61. Andrew Ference	18	3	7	10	16
62. Alex Goligoski	15	2	8	10	2
63. J.J. Daigneault	17	1	9	10	36
64. Dan Quinn	11	6	3	9	10
65. Bob Kelly	15	6	3	9	23
66. Bryan Smolinski	18	5	4	9	10
67. Aleksey Morozov	39	4	5	9	8
68. Kip Miller	13	2	7	9	19
69. Dave Roche	16	2	7	9	51
70. Colin Campbell	19	2	7	9	51
71. Zarley Zalapski	11	1	8	9	13
72. Michel Briere	10	5	3	8	17
73. Mike Bullard	9	4	4	8	4
74. Gary Roberts	16	4	4	8	34
75. Syl Apps	19	4	4	8	23
76. Kevin Hatcher	24	4	4	8	20
77. German Titov	11	3	5	8	4
78. Randy Cunneyworth	11	3	5	8	26
79. Greg Malone	18	3	5	8	32
80. Glen Murray	18	2	6	8	10
81. Ryan Whitney	25	2	6	8	31
82. Peter Taglianetti	39	1	7	8	83
83. Rob Scuderi	49	1	7	8	10
84. Peter Lee	19	0	8	8	4
85. Chris Tamer	37	0	8	8	52
86. Ken Schinkel	13	6	1	7	4
87. Vic Hadfield	10	5	2	7	11
88. Mark Johnson	10	4	3	7	6
89. Stu Barnes	11	3	4	7	2
90. Paul Gardner	10	2	5	7	10
91. Dean Prentice	12	2	5	7	8
92. Scott Young	17	1	6	7	2
93. Ian Moran	61	1	6	7	20
94. Kjell Samuelsson	44	0	7	7	72
95. Tom Barrasso	101	0	7	7	36
96. MATT NISKANEN	22	1	5	6	15

PITTSBURGH PENGUINS PLAYOFF SCORING

PLAYER	GP	G	A	PTS	PIMS	PLAYER	GP	G	A	PTS	PIMS
97. Gary McAdam	12	3	3	6	9	148. Greg Hotham	5	0	3	3	6
98. Steve Sullivan	6	2	4	6	4	149. Jim Morrison	8	0	3	3	10
99. Chuck Arnason	9	2	4	6	4	150. Russ Anderson	10	0	3	3	28
100. Jiri Hrdina	35	2	4	6	22	151. Bryan Hextall	14	0	3	3	43
101. Miroslav Satan	17	1	5	6	11	152. Bob Boughner	29	0	3	3	37
102. Mike Ramsey	13	0	6	6	4	153. Hal Gill	44	0	3	3	18
103. Orest Kindrachuk	7	4	1	5	7	154. BRANDON SUTTER	11	1	1	2	0
104. Jeff Daniels	12	3	2	5	0	155. M-A FLEURY	79	0	2	2	4
105. Kevin Miller	18	3	2	5	8	156. Mike Needham	14	2	0	2	4
106. Tyler Wright	30	3	2	5	40	157. Stan Gilbertson	3	1	1	2	2
107. Ross Lonsberry	17	2	3	5	13	158. Nick Libbett	5	1	1	2	0
108. A. Ponikarovsky	11	1	4	5	4	159. Rick MacLeish	5	1	1	2	0
109. Norm Maciver	12	1	4	5	8	160. Kevin McClelland	5	1	1	2	5
110. Dave Tippet	12	1	4	5	14	161. Bob Stewart	5	1	1	2	2
111. Jim Paek	27	1	4	5	8	162. Dave Michayluk	7	1	1	2	0
112. Gord Roberts	43	1	4	5	95	163. Pat Price	10	1	1	2	49
113. Tom Bladon	8	0	5	5	2	164. Brad Lauer	12	1	1	2	4
114. Jim Johnson	11	0	5	5	44	165. Mike Rupp	18	1	1	2	12
115. Josef Beranek	29	0	5	5	8	166. Grant Jennings	38	1	1	2	38
116. BRENDEN MORROW	10	2	2	4	6	167. Darryl Edestrand	4	0	2	2	0
117. Arron Asham	10	3	1	4	12	168. Greg Polis	4	0	2	2	0
118. Pat Boutette	5	3	1	4	8	169. Michel Ouellet	5	0	2	2	6
119. Nick Harbaruk	14	3	1	4	20	170. Ben Lovejoy	9	0	2	2	4
120. Adam Hall	17	3	1	4	8	171. Glen Sather	10	0	2	2	17
121. Mario Faubert	10	2	2	4	6	172. Gord Dineen	11	0	2	2	8
122. Duane Rupp	10	2	2	4	8	173. Mark Letestu	11	0	2	2	0
123. Darius Kasparaitis	38	2	2	4	50	174. Zbynek Michalek	13	0	2	2	0
124. Philippe Boucher	9	1	3	4	4	175. Val Fonteyne	14	0	2	2	2
125. Wayne Primeau	18	1	3	4	2	176. Matthew Barnaby	24	0	2	2	64
126. Dave Burrows	20	1	3	4	16	177. BEAU BENNETT	4	1	0	1	0
127. Joe Dziedzic	21	1	3	4	23	178. TANNER GLASS	5	1	0	1	4
128. Francois Leroux	33	1	3	4	34	179. JOE VITALE	8	0	1	1	16
129. Keith McCreary	11	0	4	4	6	180. DERYK ENGELLAND	10	0	1	1	20
130. Fredrik Olausson	11	0	4	4	2	181. Chris Conner	8	1	0	1	0
131. DOUGLAS MURRAY	11	2	1	3	30	182. John Slaney	2	1	0	1	2
132. JUSSI JOKINEN	6	0	3	3	4	183. Len Barrie	4	1	0	1	8
133. Bob Leiter	4	3	0	3	0	184. Greg Johnson	5	1	0	1	2
134. Jim Hamilton	6	3	0	3	0	185. Peter Laframboise	9	1	0	1	0
135. Eddie Olczyk	11	3	0	3	16	186. Pat Falloon	10	1	0	1	2
136. Andre St. Laurent	5	2	1	3	8	187. Greg Andrusak	12	1	0	1	6
137. Blair Chapman	10	2	1	3	9	188. Bobby Dollas	13	1	0	1	6
138. Troy Murray	12	2	1	3	12	189. Dan Kesa	13	1	0	1	0
139. Brad Werenka	19	2	1	3	14	190. Randy Gilhen	16	1	0	1	14
140. Rene Corbet	24	2	1	3	21	191. Pete Mahovich	2	0	1	1	0
141. Jarkko Ruutu	25	2	1	3	36	192. Don Awrey	3	0	1	1	0
142. Chris Joseph	25	2	1	3	20	193. Wayne Bianchin	3	0	1	1	6
143. Wally Boyer	10	1	2	3	0	194. Jacques Cossette	3	0	1	1	4
144. Dunc McCallum	10	1	2	3	12	195. Dave McLlwain	3	0	1	1	0
145. Bob Woytowich	10	1	2	3	2	196. Eric Tangradi	3	0	1	1	0
146. Georges Laraque	17	1	2	3	4	197. Ed Van Impe	3	0	1	1	2
147. Jason Woolley	5	0	3	3	0	198. Tim Horton	4	0	1	1	2

PITTSBURGH PENGUINS PLAYOFF SCORING

PLAYER	GP	G	A	PTS	PIMS	PLAYER	GP	G	A	PTS	PIMS
199. Al McDonough	4	0	1	1	0	249. Brian Bonin	3	0	0	0	0
200. Eddie Shack	4	0	1	1	15	250. Randy Boyd	3	0	0	0	11
201. Colby Armstrong	5	0	1	1	11	251. Kim Clackson	3	0	0	0	37
202. Frank Pietrangelo	5	0	1	1	2	252. Corey Foster	3	0	0	0	4
203. Gary Rissling	5	0	1	1	4	253. Al Smith	3	0	0	0	0
204. Greg Brown	6	0	1	1	4	254. Simon Nolet	3	0	0	0	0
205. Richard Park	6	0	1	1	4	255. Ronald Petrovicky	3	0	0	0	2
206. Barry Wilkins	6	0	1	1	4	256. Michel Plasse	3	0	0	0	0
207. Marc Chorney	7	0	1	1	2	257. Brian Strait	3	0	0	0	0
208. Bob Paradise	7	0	1	1	17	258. Stefan Bergkvist	4	0	0	0	2
209. Bob McManama	8	0	1	1	6	259. Steve Cardwell	4	0	0	0	2
210. Dennis Owchar	8	0	1	1	6	260. Erik Christensen	4	0	0	0	6
211. Dave Hannan	8	0	1	1	4	261. Kim Davis	4	0	0	0	0
212. Paul Baxter	10	0	1	1	42	262. Pat Graham	4	0	0	0	2
213. Tracy Pratt	10	0	1	1	51	263. Jim Rutherford	4	0	0	0	0
214. Alex Hicks	11	0	1	1	4	264. Mike Stapleton	4	0	0	0	0
215. Marc Bergevin	12	0	1	1	2	265. Dale Tallon	4	0	0	0	4
216. Dmitri Mironov	15	0	1	1	10	266. Michel Dion	5	0	0	0	0
217. Randy Hillier	17	0	1	1	73	267. Jay McKee	5	0	0	0	2
218. Neil Wilkinson	20	0	1	1	18	268. Rusty Fitzgerald	5	0	0	0	4
219. Ken Wregget	26	0	1	1	9	269. Pat Hughes	5	0	0	0	21
220. Hans Jonsson	27	0	1	1	14	270. Dan LaCouture	5	0	0	0	2
221. TOMAS VOKOUN	7	0	0	0	0	271. Josef Melichar	5	0	0	0	2
222. SIMON DESPRES	6	0	0	0	2	272. Krzysztof Oliwa	5	0	0	0	16
223. Jean-Sebastien Aubin	1	0	0	0	0	273. Sean Pronger	5	0	0	0	4
224. Drake Berehowsky	1	0	0	0	0	274. Doug Brown	6	0	0	0	2
225. Larry DePalma	1	0	0	0	0	275. Les Binkley	7	0	0	0	0
226. Steve Dykstra	1	0	0	0	2	276. Bob Blackburn	7	0	0	0	4
227. Nils Ekman	1	0	0	0	0	277. Martin Sonnenberg	7	0	0	0	0
228. Maxim Galanov	1	0	0	0	0	278. Jordan Leopold	8	0	0	0	2
229. Mathieu Garon	1	0	0	0	0	279. Milan Kraft	8	0	0	0	2
230. Steve Gatzos	1	0	0	0	0	280. Jim McKenzie	8	0	0	0	4
231. Tuomas Gronman	1	0	0	0	0	281. Alek Stojanov	9	0	0	0	19
232. Greg Hawgood	1	0	0	0	0	282. Rod Buskas	10	0	0	0	23
233. Victor Ignatjev	1	0	0	0	2	283. Dennis Herron	10	0	0	0	5
234. Andreas Johansson	1	0	0	0	0	284. Greg Millen	10	0	0	0	0
235. Paul Marshall	1	0	0	0	0	285. Peter Popovic	10	0	0	0	10
236. Peter Skudra	1	0	0	0	0	286. Mike Hudson	11	0	0	0	6
237. Jocelyn Thibault	1	0	0	0	0	287. Ron Tugnutt	11	0	0	0	2
238. Wendell Young	1	0	0	0	0	288. Lew Morrison	13	0	0	0	0
239. Richard Zemlak	1	0	0	0	10	289. Jay Caufield	14	0	0	0	30
240. Mike Corrigan	2	0	0	0	0	290. Bryan Watson	14	0	0	0	38
241. Chris Dahlquist	2	0	0	0	0	291. Johan Hedberg	18	0	0	0	0
242. Todd Hlushko	2	0	0	0	0						
243. Michal Rozsival	2	0	0	0	4	BENCH					34
244. Bob Simpson	2	0	0	0	0						
245. Lex Hudson	2	0	0	0	0						
246. Brent Johnson	3	0	0	0	2						
247. Craig Muni	3	0	0	0	0						
248. Larry Bignell	3	0	0	0	2						

TEAM SCORING

SERIES

MOST GOALS - BOTH TEAMS

2-Game Series	15	1975	Pgh 9 - StL 6
3-Game Series	23	1977	Tor 13 - Pgh 10
4-Game Series	30	1989	Pgh 19 - NYR 11
5-Game Series	41	1981	Pgh 21 - StL 20
6-Game Series	56	2012	Phi 30 - Pgh 26
7-Game Series	55	1995	Pgh 29 - Wsh 26
	55	1989	Phi 31 - Pgh 24

MOST GOALS - PITTSBURGH

2-Game Series	9	1975	vs. St. Louis
3-Game Series	10	1977	vs. Toronto
4-Game Series	20	2009	vs. Carolina
5-Game Series	23	1993	vs. New Jersey
6-Game Series	28	1991	vs. Minnesota
7-Game Series	29	1995	vs. Washington

MOST GOALS - OPPONENTS

2-Game Series	6	1975	by St. Louis
3-Game Series	13	1977	by Toronto
4-Game Series	16	1979	by Boston
5-Game Series	22	1982	by NY Islanders
6-Game Series	30	2012	by Philadelphia
7-Game Series	31	1989	by Philadelphia

FEWEST GOALS - BOTH TEAMS

2-Game Series	15	1975	Pgh 9 - StL 6
3-Game Series	11	1976	Tor 8 - Pgh 3
4-Game Series	19	1970	Pgh 13 - Oak 6
5-Game Series	24	2001	NJ 17 - Pgh 7
6-Game Series	24	2001	Pgh 14 - Wsh 10
7-Game Series	31	2009	Pgh 14 - Det 17

FEWEST GOALS - PITTSBURGH

2-Game Series	9	1975	vs. St. Louis
3-Game Series	3	1976	vs. Toronto
4-Game Series	7	1979	vs. Boston
5-Game Series	7	2001	vs. New Jersey
6-Game Series	10	1970	vs. St. Louis
7-Game Series	14	2011	vs. Tampa Bay
		2009	vs. Detroit

FEWEST GOALS - OPPONENTS

2-Game Series	6	1975	St. Louis
3-Game Series	8	1976	Toronto
4-Game Series	5	2008	Ottawa
5-Game Series	8	2000	Washington
6-Game Series	10	2001	Washington
7-Game Series	17	2009	Detroit
		2001	Buffalo

MOST POWER-PLAY GOALS

Pittsburgh	11	1992	vs. Washington
Opponents	12	2012	Philadelphia
Both Teams	21	2012	Phi 12 - Pgh 9

MOST POWER-PLAY CHANCES

Pittsburgh	42	1989	vs. Philadelphia
	42	1995	vs. Washington
Opponents	44	1995	Washington
Both Teams	86	1995	Wsh 44 - Pgh 42

MOST PENALTIES

Pittsburgh	85	1989	vs. Philadelphia
Opponents	95	1989	Philadelphia
Both Teams	180	1989	Phi 95 - Pgh 85

FEWEST PENALTIES

Pittsburgh	9	1975	vs. St. Louis
Opponents	14	2009	vs. Detroit
Both Teams	24	1975	StL 15 - Pgh 9

MOST PENALTY MINUTES

Pittsburgh	242	1989	vs. Philadelphia
Opponents	270	1989	Philadelphia
Both Teams	512	1989	Phi 270 - Pgh 242

FEWEST PENALTY MINUTES

Pittsburgh	18	1975	vs. St. Louis
Opponents	30	2001	by New Jersey
Both Teams	61	1976	Tor 36 - Pgh 25

PITTSBURGH PENGUINS TEAM RECORDS

GAME

LARGEST MARGIN OF VICTORY

Home	7	4/20/93, 7-0 vs. New Jersey
Road	8	5/25/91, 8-0 at Minnesota

LARGEST MARGIN OF DEFEAT

Home	6	4/23/11, 8-2 vs. Tampa Bay
Road	7	4/7/82, 8-1 at NY Islanders

MOST GOALS

Both Teams, Home	17	4/25/89, 10-7 win vs. PHI
Both Teams, Road	13	4/18/12, 10-3 win at PHI
Pittsburgh, Home	10	4/25/89, 10-7 win vs. PHI
Pittsburgh, Road	10	4/18/12, 10-3 win at PHI
Opponent, Home	8	4/13/12, 8-5 loss vs. PHI 4/13/12, 8-2 loss vs. TBL 4/13/80, 8-3 loss vs. BOS
Opponent, Road	8	4/15/12, 8-4 loss at PHI 4/7/82, 8-1 loss at NYI

MOST POWER-PLAY GOALS

For	4	4/18/12 at Philadelphia 4/30/10 vs. Montreal 4/29/92 vs. Washington
Against	4	4/15/12 at Philadelphia 4/23/11 vs. Tampa Bay
Both Teams	7	4/18/12, Pgh 4 - Phi 3

MOST POWER-PLAY CHANCES

For	12	4/23/92 vs. Washington
Against	11	4/23/92 vs. Washington
Both Teams	23	Pgh 12 - Wsh 11

MOST SHORTHANDED GOALS

For	2	4/23/97 vs. Philadelphia
Against	2	Six Times, Last 4/13/12 vs. Philadelphia

MOST SHOTS

Pittsburgh, Regulation	53	4/11/08 vs. Ottawa
Pittsburgh, Overtime	65	4/24/96 at Washington
Opponent, Regulation	61	5/4/96 at Florida

Opponent, Overtime	72	5/4/00 vs. Philadelphia
--------------------	----	-------------------------

MOST SAVES

Pittsburgh, Regulation	56	5/24/96 at Florida
Pittsburgh, Overtime	70	5/4/00 vs. Philadelphia
Opponent, Regulation	49	4/26/70 by St. Louis
Opponent, Overtime	61	4/24/96 by Washington

FEWEST SHOTS

Pittsburgh	13	5/4/99 at New Jersey
Opponent	16	4/23/70 by St. Louis

FEWEST SAVES

Pittsburgh	14	4/23/70 vs. St. Louis
Opponent	9	5/4/95 at New Jersey

MOST PENALTIES

Both Teams, Home	48	4/6/89, Pgh 25 - NYR 23
Both Teams, Road	37	4/29/00, Pgh 15 - Phi 22
Pittsburgh	25	4/6/89 vs. NY Rangers
Opponent	23	4/6/89 by NY Rangers

FEWEST PENALTIES

Both Teams, Home	5	5/17/01 Pgh 3 - NJ 3
Both Teams, Road	3	5/1/92 Pgh 2 - Wsh 1
Pittsburgh	0	5/13/09 at Washington
Opponents	1	5/22/01 by New Jersey 5/4/99 by New Jersey 5/1/92 by Washington

MOST PENALTY MINUTES

Both Teams, Home	125	4/25/89 Phi 79 - Pgh 46
Both Teams, Road	154	4/29/00 Phi 104 - Pgh 50
Pittsburgh	83	4/19/70 at St. Louis
Opponent	104	4/29/00 at Philadelphia

FEWEST PENALTY MINUTES

Both Teams, Home	10	5/17/01, Pgh 6 - NJ 4
Both Teams, Road	6	5/1/92, Pgh 4 Wsh 2
Pittsburgh	0	5/13/09 at Washington
Opponent	2	5/22/01 by New Jersey 5/4/99 at New Jersey

PITTSBURGH PENGUINS TEAM RECORDS

PERIOD

MOST GOALS

Both Teams, Home	7	4/25/89	Pgh 6 - Phi 1
		4/6/89	Pgh 5 - NYR 2
Both Teams, Road	8	4/20/10	Pgh 5 - Ott 3
		5/8/93	Pgh 4 - NYI - 4
Pittsburgh, Home	6	4/25/89	vs. Philadelphia
Pittsburgh, Road	5	4/18/12	at Philadelphia
		4/20/10	at Ottawa
Opponent, Home	5	4/13/80	vs. Boston
Opponent, Road	4	4/15/12	at Philadelphia
		5/8/93	at NY Islanders
		4/8/82	at NY Islanders

MOST SHOTS

Pittsburgh, Home	21	4/15/75	vs. NY Islanders
Pittsburgh, Road	20	5/7/96	at NY Rangers
Opponent, Home	28	4/21/97	vs. Philadelphia
Opponent, Road	23	5/24/96	at Florida

MOST SAVES

Pittsburgh	27	4/21/97	vs. Philadelphia
Opponent	21	4/15/75	by NY Islanders

FEWEST SAVES

Pittsburgh	1	4/21/01	vs. Washington
		4/19/94	vs. Washington
Opponent	1	6/12/09	at Detroit

FEWEST SHOTS

Pittsburgh	1	6/12/09	at Detroit
		5/19/92	vs. Boston
Opponent	1	4/21/01	by Washington
		4/19/94	by Washington

MOST PENALTIES

Both Teams, Home	24	4/6/89	vs. NY Rangers
Both Teams, Road	24	4/29/00	at Philadelphia
Pittsburgh	15	4/29/00	at Philadelphia
Opponent	22	4/29/00	at Philadelphia

MOST PENALTY MINUTES

Both Teams, Home	84	4/25/89	Phi 51 - Pgh 33
Both Teams, Road	128	4/29/00	Phi 92 - Pgh 36
Pittsburgh, Home	35	5/17/91	vs. Minnesota
Pittsburgh, Road	40	4/19/70	at St. Louis
Opponent, Home	51	4/25/89	vs. Philadelphia
Opponent, Road	92	4/29/00	at Philadelphia

FASTEST GOALS

BY ONE PENGUINS PLAYER

Two	0:11	4/17/96 vs. Washington	Petr Nedved
------------	------	------------------------	-------------

OVERALL BY PENGUINS

Two	0:07	4/13/80 vs. Boston	Ron Stackhouse and Rick Kehoe
Three	1:29	5/10/93 vs. NY Islanders	Mario Lemieux, Rick Tocchet and Larry Murphy
Four	4:52	4/5/89 vs. Philadelphia	Mario Lemieux (3) and Bob Errey

OVERALL BY OPPONENT

Two	0:25	4/24/75 at NY Islanders	Ed Westfall and Garry Howatt (both ENG)
------------	------	-------------------------	---

AT START OF GAME

by Penguins	0:15	4/13/12 vs. Philadelphia	Sidney Crosby
		4/8/81 at St. Louis	Greg Malone
by Opponent	0:14	4/26/97 at Philadelphia	Eric Lindros

AT START OF PERIOD OTHER THAN FIRST

by Pittsburgh	0:12	4/14/08 at Ottawa	Sidney Crosby
by Opponent	0:06*	4/25/89 vs. Philadelphia	Pelle Eklund

*NHL record

TEAM LEADERS

HAT TRICKS

FOR PITTSBURGH				FOR OPPONENTS			
GOALTENDER	DATE	OPPONENT	GOALTENDER(S)	PLAYER	DATE	OPPONENT	GOALTENDER(S)
Ken Schinkel	4/11/70	at Oakland	Gary Smith	Bobby Hull	4/9/72	vs. Chicago	Jim Rutherford
Mario Lemieux#	4/25/89	vs. Philadelphia	Ron Hextall	Dino Ciccarelli	4/25/92	vs. Washington	Tom Barrasso/Ken Wregget (2)
Mario Lemieux	4/23/92	vs. Washington	Don Beaupre	Dirk Graham	5/30/92	at Chicago	Tom Barrasso
Ron Francis	5/9/92	vs. NY Rangers	Mike Richter/John Vanbiesbrouck (2)	Andy Delmore	5/7/00	at Philadelphia	Ron Tugnutt (2)/Peter Skudra
Kevin Stevens*	5/21/92	at Boston	Andy Moog	Alex Ovechkin	5/4/09	at Washington	Marc-Andre Fleury
Mario Lemieux	5/11/96	vs. NY Rangers	Mike Richter	Sean Couturier	4/13/12	vs. Philadelphia	Marc-Andre Fleury
Jaromir Jagr	5/11/96	vs. NY Rangers	Mike Richter	Claude Giroux	4/13/12	vs. Philadelphia	Marc-Andre Fleury (2)/Empty Net
Martin Straka	4/25/99	at New Jersey	Martin Brodeur				
Sidney Crosby	5/4/09	at Washington	Semyon Varlamov				
Evgeni Malkin	5/21/09	vs. Carolina	Cam Ward				
Jordan Staal	4/18/12	at Philadelphia	Ilya Bryzgalov/ Sergei Bobrovsky (2)				
Sidney Crosby	5/17/13	vs. Ottawa	Craig Anderson				
James Neal	5/24/13	vs. Ottawa	Craig Anderson				

*Four goals

#Five Goals, NHL record

PENALTY SHOTS

FOR PITTSBURGH				
PLAYER	DATE	OPPONENT	GOALTENDER(S)	RESULT
Jaromir Jagr	5/11/92	vs. NY Rangers	John Vanbiesbrouck	GOAL
Shawn McEachern	5/13/92	vs. NY Rangers	John Vanbiesbrouck	No Goal
Aleksey Morozov	4/23/98	vs. Montreal	Andy Moog	No Goal
Martin Straka	5/2/01	vs. Buffalo	Dominik Hasek	No Goal
Evgeni Malkin	5/1/08	at NY Rangers	Henrik Lundqvist	No Goal
Chris Conner	4/25/11	at Tampa Bay	Dwayne Roloson	No Goal
FOR OPPONENTS				
PLAYER	DATE	OPPONENT	GOALTENDER(S)	RESULT
Michal Pivonka	5/10/95	at Washington	Tom Barrasso	No Goal
Joe Juneau	4/24/96	at Washington	Ken Wregget	No Goal

PITTSBURGH PENGUINS TEAM LEADERS

SHUTOUTS

FOR PITTSBURGH				
GOALTENDER	DATE	OPPONENT	SCORE	SAVES
Michel Plasse	4/8/76	vs. Toronto	2-0	21
Frank Pietrangelo	4/15/91	vs. New Jersey	4-0	27
Tom Barrasso	4/25/91	at Minnesota	8-0	39
Tom Barrasso	5/30/92	at Chicago	1-0	27
Tom Barrasso	4/20/93	vs. New Jersey	7-0	36
Tom Barrasso	5/4/93	vs. NY Islanders	3-0	26
Ken Wregget	5/18/95	vs. Washington	3-0	33
Tom Barrasso	5/28/96	vs. Florida	3-0	28
Tom Barrasso	5/7/99	at Toronto	2-0	20
Ron Tugnutt	4/13/00	at Washington	7-0	32
Ron Tugnutt	4/27/00	at Philadelphia	2-0	28
Johan Hedberg	4/16/01	vs. Washington	3-0	34
Johan Hedberg	4/26/01	at Buffalo	3-0	25
Marc-Andre Fleury	4/9/08	vs. Ottawa	4-0	26
Marc-Andre Fleury	4/27/08	vs. NY Rangers	2-0	26
Marc-Andre Fleury	5/18/08	vs. Philadelphia	6-0	21
Marc-Andre Fleury	5/4/10	at Montreal	2-0	18
Marc-Andre Fleury	4/13/11	vs. Tampa Bay	3-0	32
Marc-Andre Fleury	5/1/13	vs. NY Islanders	5-0	26
Tomas Vokoun	5/9/13	vs. NY Islanders	4-0	31

FOR OPPONENTS				
GOALTENDER	DATE	OPPONENT	SCORE	SAVES
Jacques Plante	4/28/70	at St. Louis	5-0	21
Gary Smith	4/8/72	vs. Chicago	2-0	31
Glenn Resch	4/26/75	vs. NY Islanders	1-0	30
Wayne Thomas	4/9/76	at Toronto	4-0	26
Don Beaupre	4/21/94	at Washington	2-0	27
Andy Moog	5/3/98	at Montreal	3-0	21
Olaf Kolzig	4/12/01	at Washington	1-0	16
Martin Brodeur	5/17/01	vs. New Jersey	3-0	20
Martin Brodeur	5/19/01	vs. New Jersey	5-0	21
Ray Emery	4/19/07	at Ottawa	3-0	20
Henrik Lundqvist	5/1/08	at NY Rangers	3-0	29
Chris Osgood	5/24/08	at Detroit	4-0	19
Chris Osgood	5/26/08	at Detroit	3-0	22
Martin Biron	4/23/09	vs. Philadelphia	3-0	28
Chris Osgood	6/6/09	at Detroit	5-0	22
Dwayne Roloson	4/27/11	vs. Tampa Bay	1-0	36

OPPONENT PLAYOFF LEADERS

SCORING LEADERS

PLAYER	TEAM(S)	GP	G	A	PTS	PIM
Peter Bondra	Washington	39	19	12	31	32
Michal Pivonka	Washington	31	8	18	26	60
Calle Johansson	Washington	36	8	17	25	14
Dale Hunter	Washington	27	7	17	24	87
Joe Juneau	Washington	22	6	18	24	29
Claude Giroux	Philadelphia	12	8	11	19	17
Daniel Alfredsson	Ottawa	18	7	11	18	14
Ray Bourque	Boston	14	4	14	18	29
Mike Ridley	Washington	18	3	15	18	4
Sergei Gonchar	Wash./Ottawa	29	6	11	17	18
Dimitri Khristich	Washington	28	6	10	16	25
Tim Kerr	Phil./NY Rangers	11	1	15	16	2
Brian Leetch	NY Rangers	15	4	12	16	6
Brian Rafalski	NJD/Detroit	18	6	10	16	6
Mark Recchi	Montreal/Phil.	12	5	11	16	6
Steve Konowalchuk	Washington	26	5	10	15	34
Brian Propp	Phil./Minnesota	13	7	8	15	12
Jaromir Jagr	NYR/Phil.	11	4	10	14	12

GOALTENDING LEADERS (MIN: 3 GAMES)

PLAYER	TEAM(S)	GP	MP	GA	SO	GAA	W-L
Glenn Resch	NY Islanders	4	240	4	1	1.00	4-0
Jacques Plante	St. Louis	3	180	4	1	1.33	2-1
Chris Osgood	Detroit	13	826	23	3	1.67	7-6
Dwayne Roloson	Tampa Bay	7	441	13	1	1.77	4-3
Wayne Thomas	Toronto	5	300	9	1	1.80	3-2
Ray Emery	Ottawa	5	299	10	1	2.01	4-1
Martin Brodeur	New Jersey	17	1041	35	2	2.02	11-6
Curtis Joseph	Toronto	6	363	13	0	2.15	4-2
Gerry Cheevers	Boston	9	540	20	0	2.22	7-2
Dominik Hasek	Chicago/Buffalo	8	505	20	0	2.38	3-5
Jaroslav Halak	Montreal	7	403	16	0	2.38	4-3
Olaf Kolzig	Washington	18	1044	42	1	2.41	6-11
Gary Smith	Oakland/Chicago	5	308	13	1	2.53	1-4
Garth Snow	Philadelphia	5	300	13	0	2.60	4-1
John Vanbiesbrouck	NY Rangers/Fla	13	712	31	0	2.61	4-9
Byron Dafoe	Washington	3	138	6	0	2.61	0-2
Don Beaupre	Washington	16	937	44	1	2.82	8-7
Henrik Lundqvist	NY Rangers	5	303	14	1	2.77	1-4
Pascal Leclaire	Ottawa	3	211	10	0	2.84	1-2
Martin Biron	Philadelphia	11	673	34	1	3.03	3-8



CONSOL Energy Center • 1001 Fifth Avenue • Pittsburgh, PA 15219
PHONE: 412.642.1300 • FAX: 412.255.1980 • MEDIA RELATIONS FAX: 412.255.1988