

# PITTSBURGH PENGUINS PLAYOFF MEDIA GUIDE

CONFERENCE QUARTERFINALS  
ROUND ONE







PITTSBURGH PENGUINS

# 2 0 1 1 PLAYOFF GUIDE

## Table of Contents

Section One . . . Playoff Information

Section Two . . . . . 2010-11 Review

Section Three . . . . . Playoff Bios

Section Four . . . . . Playoff History









# PLAYOFF INFORMATION

## SECTION ONE



# PITTSBURGH PENGUINS

## 2011 STANLEY CUP PLAYOFFS

# MEDIA INFORMATION

---

**Welcome to CONSOL Energy Center - the new home of the Pittsburgh Penguins!**

### **MEDIA ENTRANCE:**

Members of the media can access CONSOL Energy Center through the administrative entrance located to the right of the box office at the corner of Fifth Avenue and Washington Place.

Media with proper accreditation should proceed to the first floor, using the elevators just inside the administrative entrance. Media will pass through three sets of double doors before turning right down the hallway towards the media areas. The media work room will be on the left and the elevators to the media level are located further down the hallway to the right.

### **CREDENTIALS:**

2010-11 regular-season credentials will not be valid for the 2011 playoffs. Length of play credential requests for all rounds prior to the Stanley Cup Final must be submitted to the Penguins communications department and will be distributed before the first home game of the first round.

Individual game credentials will be issued based on availability and should be reserved as early as possible. Major daily newspapers, television and radio outlets will receive priority in handling game-by-game requests. All requests must be submitted to Jason Seidling (jseidling@pittsburghpenguins.com) no later than 24 hours prior to the game. Game-by-game credentials may be picked up at the CONSOL Energy Center media entrance two and a half hours prior to game time.

The National Hockey League will handle all credential requests for the Stanley Cup Final. All members of the media must apply to the NHL for Stanley Cup Final accreditation. Applications are available in the media work room and must be received by the date determined by the League.

Only working members of the media will be admitted to the locker rooms. The Penguins require all members of the media to display credentials at all times inside CONSOL Energy Center.

### **MEDIA WORK ROOM:**

The media work room is located on the lower level in the south end of the building. Members of the media and game night staff must present credentials at the door for admittance. The media room will be open two hours prior to the start of each game with dinner and beverages available for purchase.

The media work room is equipped with wireless Internet, telephones, electrical outlets and a mult box. It is open to the media on all practice and game days. General media workspace is available on a first-come, first-serve basis. Media work stations along the perimeter of the work room will be designated to specific outlets during the playoffs.

### **MEDIA LEVEL:**

The media level is located on the east side of the building above sections 216-223. It is for game personnel and working members of the media only. Designated elevators to the media level are located down the hallway from the media room in the southeast corner of the building. Take the elevators to the 7th floor and exit to the right.

Please note that all seats in the media level are assigned and media should refer to the posted seating charts for direction. Overflow media will be assigned seats in auxiliary seating areas when necessary.

### **PHOTOGRAPHERS:**

Penguins team photographers and photographers affiliated with major media outlets that cover the team on a regular basis will be given priority for all ice-level positions. All photographers at ice level will be shooting through open holes in the glass. Single-game photographer credentials will be available on a game-by-game basis and assignments may rotate each period. Photo assignments will be posted at the media entrance upon arrival and inside the photographer work room prior to each game.

The Penguins will provide a limited number of stools to be used at ice-level photo positions inside CONSOL Energy Center. The stools will be numbered and available for pick up inside the photographer work room. All stools must be signed out and returned to the work room at the end of the night. The Penguins ask that all ice-level photographers use the provided stools as a courtesy to our fans.

---



**TELEVISION CREWS:**

Due to seating limitations, television crews will not be assigned seating in the media level. On-air talent will be assigned one seat per station in the media level. Television crews are asked to view the game in the media work room. TV crews are not permitted to shoot highlight footage of game action.

**LOCKER ROOM ACCESS:**

The locker rooms are located behind the player benches on the west side of the building on the lower level. Both are accessible via the hallway from the media work room.

The Penguins locker room will open no later than five minutes after the conclusion of the game per NHL regulations. Please be advised that the conclusion of the game includes allotted time for post-game television interviews and the three stars ceremony. The Penguins training room and the players' dressing area are off-limits to the media at all times. The entrance to the Penguins locker room is through the double doors across from Suite 66 on the lower level.

At the conclusion of practice, the locker room will be open as per NHL requirements. The Penguins prohibit members of the media to access the Penguins locker room from the bench and runway. All members of the media are asked to use the elevators to access the locker rooms on Level 1.

Only working members of the media with proper media credentials will be admitted to the locker rooms.

**POST-GAME PROCEDURES:**

Post-game briefings with head coaches Dan Bylsma and Guy Boucher will be held after each game in the media work room.

Post-game audio from both coaches is available via email. Please see a member of the Penguins communications staff prior to the start of the game to be added to the distribution list.

**SERVICES:**

Game notes and statistics will be available in the media work room prior to practices and morning skates as well as the media level on game nights. Additional information from the NHL and media releases will also be available at these locations throughout the playoffs.

Game summaries are available after each period in the media level. Final game summaries are distributed in the media level, media work room and both the home and visiting locker rooms after the game. Out-of-town scores will be distributed throughout the game in the media level. If you require any special needs, please see a member of the Penguins communications staff.

**PRACTICES AND MORNING SKATES:**

Practice sessions are open to all accredited members of the media. Please confirm location and time by visiting the Penguins media-only website at [www.pittsburghpenguins.com/media](http://www.pittsburghpenguins.com/media) or by calling the Penguins' media relations hotline at 412.255.1951 as last-minute changes may occur. Credentials are required at practices.

**RADIO NETWORK:**

"The X," 105.9 FM, will serve as the Penguins flagship radio station for the 2011 playoffs. Hall of Famer Mike Lange and two-time Stanley Cup champion Phil Bourque will call the action for all games. "The X" is part of the Clear Channel Communications group.

**TELEVISION COVERAGE:**

ROOT SPORTS continues its coverage of Penguins games this season, broadcasting all games of the Conference Quarterfinals locally. Paul Steigerwald and two-time Stanley Cup champion Bob Errey will call the action.

---

## PITTSBURGH PENGUINS COMMUNICATIONS DEPARTMENT

---

**Jennifer Bullano**

412-255-1777

*Director of Communications*  
[jbullano@pittsburghpenguins.com](mailto:jbullano@pittsburghpenguins.com)**Jason Seidling**

412-255-1804

*Communications Coordinator*  
[jseidling@pittsburghpenguins.com](mailto:jseidling@pittsburghpenguins.com)**Sam Kasan**

412-255-1893

*Director of Content*  
[skasan@pittsburghpenguins.com](mailto:skasan@pittsburghpenguins.com)**Michelle Crechiolo**

412-255-1825

*Manager of Content*  
[mcrechiolo@pittsburghpenguins.com](mailto:mcrechiolo@pittsburghpenguins.com)**Tom McMillan**

412-255-1828

*Vice President Communications*  
[tmcmillan@pittsburghpenguins.com](mailto:tmcmillan@pittsburghpenguins.com)

# 2011 STANLEY CUP PLAYOFFS FORMAT

---

The National Hockey League's 30 clubs are aligned into two conferences, each consisting of three divisions (Eastern Conference: Atlantic, Northeast, Southeast; Western Conference: Central, Northwest, Pacific). The number of teams qualifying for the 2011 Stanley Cup Playoffs remains at 16.

First-round playoff berths will be awarded to the first-place team in each division, as well as to the next five best teams (based on regular-season point totals in each conference). The three division winners in each conference will be seeded first through third (in order of points) and the next five best teams (in order of points) will be seeded fourth through eighth. In each conference, the team seeded #1 will play the team seeded #8; #2 vs. #7; #3 vs. #6 and #4 vs. #5 in the Conference Quarterfinal round. Home-ice in the Conference Quarterfinals is granted to those teams seeded first through fourth in each conference.

In the Conference Semifinals and Conference Finals, teams will be reseeded according to the same criteria as the Conference Quarterfinals (division leaders will be seeded first and granted home-ice advantage while the remaining teams will be seeded in order of regular-season points).

Home-ice advantage in the Stanley Cup Final will be determined by points.

All series remain best-of-seven.

---

## TIE-BREAKING PROCEDURE:

---

In the event two or more clubs are tied in points at the conclusion of the regular season, the standing of the clubs in each conference will be determined in the following order:

1. The greater number of games won in regulation and overtime.
2. The greater number of points earned in games between the tied clubs. If two clubs are tied, and have not played an equal number of home games against each other, points earned in the first game played in the city that had the extra game shall not be included. If more than two clubs are tied, the higher percentage of available points earned in games among those clubs (and not including any "odd" games) shall be used to determine the standing.
3. The greater differential between goals for and against for the entire regular season.

---

## CONFERENCE QUARTERFINALS (SERIES A – H)

---

The six regular-season division champions will be ranked in the first three positions in their respective conferences, the clubs with the greatest number of points being ranked first in their respective conferences. The remaining five playoff clubs in each conference will be ranked based on regular-season points. Following are the matchups based on the rankings.

---

## CONFERENCE SEMIFINALS (SERIES I – L)

---

**If one division winner is eliminated in the Conference Quarterfinals:** The remaining division winners would be seeded first and second, followed by the two remaining clubs in order of regular-season points. The #1 seed would face the club with the fewest regular-season points, while the other two clubs would meet.

---



**If two division winners are eliminated in the Conference Quarterfinals:** The remaining division winner would be seeded first, followed by the three remaining clubs in order of regular-season points. The #1 seed would face the club with the fewest regular-season points, while the other two clubs would meet.

**If all three division winners are eliminated in the Conference Quarterfinals:** The remaining clubs would be ranked in order of regular-season points. The remaining team with the most regular-season points would be seeded first, followed by the three remaining teams. The #1 seed would face the #4 seed, while the #2 and #3 seeds would meet.

**If a division winner meets a non-division winner that compiled more regular season points:** The division winner would receive home-ice advantage.

---

### CONFERENCE FINALS (SERIES M AND N)

---

The same criteria used in the selection of order for the Conference Quarterfinals (Advancing division winners, followed by remaining clubs based on regular-season points) again will be in effect.

**If a division winner meets a non-division winner that compiled more regular-season points:** The division winner would receive home-ice advantage.

**If Conference Semifinal series end early:** Start dates for the Conference Finals may be moved up depending on a number of factors, including building availability and travel schedules.

---

### STANLEY CUP FINAL (SERIES O)

---

The Eastern Conference and Western Conference champions will meet in the Stanley Cup Final series. Home-ice will be determined by the greater number of regular-season points, subject to the tie-breaking procedures outlined previously. Games will be played on a 2-2-1-1-1 basis.







# 2010.11 SEASON IN REVIEW

## SECTION TWO



# PITTSBURGH PENGUINS

## 2010-11 NOTES

---

### BANNER SEASON

---

The Penguins concluded their 43rd National Hockey League campaign by earning the second-most points (106) and wins (49) in franchise history. Pittsburgh's 49-25-8 overall record tied for first place in the Atlantic Division (lost the tiebreaker to the Philadelphia Flyers).

Pittsburgh's 106 points were five more than it recorded last season and seven more than the 99 it had during its 2009 Stanley Cup championship season.

The Penguins finished with the third-most (tied) points in the NHL and earned the No. 4 seed in the Eastern Conference, earning home-ice advantage in the opening round of the playoffs against the Tampa Bay Lightning.

### OVERCOMING ADVERSITY

---

It was a testament to head coach Dan Bylsma, his coaching staff and a total team effort that the Penguins were able to post such a strong regular-season record despite facing plenty of adversity throughout the course of the year, including 350 man-games lost due to injury – the team's highest total since 2002-03 (410).

Included in that total was a combined 119 games missed by the team's top-three offensive threats in Sidney Crosby (41 games missed), Evgeni Malkin (39) and Jordan Staal (39).

Crosby missed the entire second half of the season after being diagnosed with a concussion, while Staal missed the season's first 39 games following an offseason procedure to repair a foot infection and a broken hand suffered in practice. Malkin suffered a torn ACL and MCL in the second period against Buffalo Feb. 4, forcing him to miss the final 29 games of the season.

Beginning on Jan. 20, the Penguins played 34 of the final 35 games of the season without both Crosby and Malkin. During that stretch the team posted an impressive 20-11-4 (.629 pct.) record.

### HOLIDAY WIN SHOPPING

---

The Penguins' 3-1 defeat of the Vancouver Canucks on Nov. 17 was the beginning of a 12-game winning streak for the team that ranks as the second-longest in team history and tied for the 11th-longest in NHL history. During the streak, which ended with a 5-2 victory at Buffalo Dec. 11, the Penguins outscored their opponents by a 42-19 margin and held the lead for all but 28:53 minutes of the streak.

The only time the Penguins trailed at the end of the first or second period during the streak was a 1-0 deficit at the conclusion of the first period vs. Ottawa Nov. 26.

Sixteen different Penguins scored goals and 21 recorded at least one point during the streak. Sidney Crosby scored 14 of the Penguins' 42 goals (33.3%).

### SID'S SCORING STREAK

---

On Nov. 5, Penguins captain Sidney Crosby scored a pair of goals at Anaheim to begin a career-high 25-game scoring streak that would see the 23-year-old superstar tally 26 goals and 24 assists for 50 points. Crosby's scoring streak was the longest in the NHL since Quebec's Mats Sundin had a 30-game point streak in 1992-93.

With 26 goals during his streak, Crosby became just the fifth player in NHL history (Wayne Gretzky, Brett Hull, Steve Yzerman and Bryan Trottier) to average at least a goal per game throughout the duration of a scoring streak of 25 games or more. During his streak, which was tied for the 11th-longest point streak in NHL history, Crosby scored at least one goal 18 times, had 16 multiple-point games and led the Penguins to a 19-5-1 record.

### DAN THE MAN

---

Pittsburgh's impressive regular season is a testament to the coaching of head coach Dan Bylsma, who is one of the leading candidates for the Jack Adams Award as NHL coach of the year. Despite his team losing 350 man-games due to injury, Bylsma was still able to guide his team to a second-straight 100-point regular-season finish.

---



# PITTSBURGH PENGUINS

## 2010-11 NOTES

---

Bylsma, who has posted a 114-56-19 record since taking over as head coach on Feb. 15, 2009, became the third-winningest coach in franchise history, surpassing Hall of Famer Scotty Bowman, with the Penguins' 1-0 victory over the New York Islanders on Jan. 25. Later in the season, Bylsma became the fifth-fastest coach in NHL history to reach 100 wins (163 games) when the Penguins defeated the Los Angeles Kings, 2-1 in overtime, on Feb. 11.

### FLOWER POWER

---

Despite playing behind a depleted lineup for much of the second half of the season, Marc-Andre Fleury was able to put together the finest season of his career with a 36-20-5 record, 2.32 goals-against average and .918 save percentage. Fleury's outstanding performance earned him the team MVP award and recognition for NHL MVP.

Beginning with his 150th career win vs. Tampa Bay Nov. 12, Fleury posted a 35-14-5 record, 2.13 goals-against average and a .926 save percentage to end the season. Fleury was especially impressive in one-goal games, where he went 21-8-5 with a 2.08 goals-against average and a .926 save percentage. His save percentage in third periods of one-goal games was .935.

### NO. 1-RANKED PK

---

For the first time in franchise history the Penguins finished the regular season with the NHL's No. 1-ranked penalty killing unit with a success rate of 86.1 percent. Prior to this season the Penguins' best finish was fourth overall in 1992-93. The Penguins' 86.1-percent success rate was the second-highest percentage in team history (86.4 percent; 1997-98).

The Penguins equaled a franchise record by going nine consecutive games without surrendering an opposition power-play goal from Nov. 13-29 (achieved twice prior: March 29-April 16, 1998; Dec. 13-30, 1996).

Led by Pascal Dupuis' team-best four shorthanded tallies, the Penguins finished the regular season with 13 shorthanded goals, the second-highest total in the NHL behind the New York Islanders (15).

### NEW BUILDING, SAME HOME-ICE ADVANTAGE

---

The Penguins opened the brand-new CONSOL Energy Center for the 2010-11 regular season. Groundbreaking began on the state-of-the-art facility on August 14, 2008, and the Penguins took ownership of their new home on August 2, 2010.

CONSOL Energy Center features a hockey seating capacity of 18,087 and includes 66 suites, 32 loge boxes and 2,000 club seats.

The Penguins played their first-ever regular-season game at CONSOL Energy Center on Oct. 7 when they fell to the Philadelphia Flyers, 3-2. Pittsburgh rebounded from that loss to finish the season with a 25-13-2 home record. Only the Vancouver Canucks (27) and Anaheim Ducks (26) finished with more home wins.

### ROAD WARRIORS

---

Once again the Penguins proved to be one of the NHL's elite road teams, finishing the season with a 24-11-6 road mark – good for 54 points, the fourth-best figure in the NHL. Pittsburgh's 54 road points established a single-season franchise record, while its 24 wins tied a team record (1992-93).

The Penguins equaled a franchise record by winning seven straight road games from Nov. 6-Dec. 11 (also achieved: Oct. 3-Nov. 3, 2009 and March 14-April 9, 1993).

### LETANG THRIVES IN INCREASED ROLE

---

Blueliner Kris Letang thrived in his first season as the Penguins' No. 1 defenseman. Letang, who earned his first All-Star appearance when he was voted in by the fans as a write-in candidate as part of NHL Fan Balloting presented by XM, hit the 50-point mark for the first time in his career by notching eight goals and 42 assists. Letang, who appeared in all 82 games for the first time in his career, led the Penguins in ice time (24:02), power-play points (24) and shots (236). His career-high plus-15 rating led all Pittsburgh D-men.

---

# PITTSBURGH PENGUINS

## 2010-11 NOTES

---

### SELLOUT STREAK ALIVE

---

The Penguins sold out all 40 games at CONSOL Energy Center, the fourth straight season the team has sold out its entire home slate. In the process the Penguins extended the team's consecutive sellout streak to 206 games (including playoffs) since the streak first began on Feb. 14, 2007 vs. Chicago at Mellon Arena.

Since the sellout streak began, 3,565,959 fans have seen the Penguins in action, an average of 17,311 per game. During the streak the Penguins have an overall record of 127-60-19 (.663 pct.). On March 12 against Montreal, the Penguins celebrated the streak's 200th consecutive sellout.

### PRIMETIME CLASSIC

---

The Penguins became the first NHL team to appear in two Winter Classics when they hosted the Washington Capitals in the 2011 Bridgestone NHL Winter Classic on Jan. 1, 2011 at Heinz Field. Originally slated to be a 1 p.m. start – the game was delayed until 8 p.m. because of weather, making it the first primetime Winter Classic. Despite getting the game's opening goal off the stick of Evgeni Malkin in the second period, the Penguins fell to the Capitals, 3-1.

### REALITY STARS

---

The NHL delved into the reality television world when the Penguins and Washington Capitals co-starred in the four-episode HBO series "24/7 Penguins-Capitals: Road to the NHL Winter Classic." The hit series, which debuted Dec. 15 at 10 p.m., provided a weekly behind-the-scenes look at both the Penguins and Capitals leading up to the 2011 Bridgestone NHL Winter Classic on New Year's Day at Heinz Field. HBO cameras were given all-access beginning the first week of December and lasting through the Winter Classic.

### WBS PENGUINS SOAR

---

Pittsburgh's top minor-league affiliate, the Wilkes-Barre/Scranton Penguins, enjoyed one of the best seasons in American Hockey League history in 2010-11 despite having many of its top players in Pittsburgh due to injuries to the parent club. WBS finished the regular season with a 58-21-0-1 record for a league-leading 117 points, earning the franchise's first Macgregor Kilpatrick Trophy as regular-season champions. WBS' 58 wins are the second-highest total in AHL history. Head coach John Hynes was rewarded for his team's success by winning the Louis A.R. Pieri Award as the AHL's outstanding coach.

Leading the way for WBS was goaltender Brad Thiessen, who won the Aldege "Baz" Bastien Memorial Award as the AHL's top goaltender. Thiessen led the league and established franchise records with 35 wins and seven shutouts. Thiessen and his partner, John Curry, shared the Harry "Hap" Holmes Memorial Award as the duo that allowed the fewest goals (183) in the AHL.

## 2010-11 PENGUINS MILESTONES/NOTABLE DATES

**Aug. 2** – The Penguins officially took control of CONSOL Energy Center.

**Aug. 4** – CONSOL Energy Center became the first NHL arena to achieve LEED (Leadership in Energy and Environmental Design) Gold certification. LEED, established by the U.S. Green Building Council, is the nationally-accepted standard for the design, construction and operation of green buildings.

**Sept. 16** – The Penguins announced that center Jordan Staal would miss the beginning of the 2010-11 regular season due to a procedure to cure an infection in his foot – an injury that first occurred during the 2010 postseason.

**Sept. 18** – The Penguins held their first official practice at CONSOL Energy Center when the team took to the ice for the first day of training camp.

**Sept. 20** – The Penguins announced the signing of general manager Ray Shero to a five-year contract extension through the 2015-16 season.

**Sept. 22** – The Penguins defeated the Detroit Red Wings, 5-1, in the first-ever (preseason) hockey game at CONSOL Energy Center. Mike Comrie scored the first goal 1:21 minutes into the first period.

**Sept. 23** – HBO Sports and the NHL announced that the Penguins and Washington Capitals would participate in a four-episode, all-access reality show “24/7 Penguins-Capitals: Road to the NHL Winter Classic” leading up to the 2011 Bridgestone NHL Winter Classic on New Year’s Day at Heinz Field.

**Oct. 7** – The Penguins officially opened CONSOL Energy Center as players and coaches entered the arena through a red-carpet ceremony. Hall of Fame owner Mario Lemieux concluded a riveting pre-game ceremony by pouring water from the Mellon Arena ice onto the new surface at center ice.

**Oct. 7** – The Penguins fell, 3-2, to the Philadelphia Flyers in the first-ever regular-season game at CONSOL Energy Center. Philadelphia’s Danny Briere scored the arena’s first goal 2:51 minutes into the first period. Tyler Kennedy tallied Pittsburgh’s first goal in its new building 44 seconds into the third period.

**Oct. 11** – In his first game against his former team since signing with the Penguins as a free agent on July 1, defenseman Paul Martin notched a goal and an assist to lead Pittsburgh to a 3-1 victory over the New Jersey Devils at Prudential Center for the Penguins’ first win of the 2010-11 season.

**Oct. 15** – Alex Goligoski secured the Penguins’ first-ever win at CONSOL Energy Center by scoring the game-winning power-play goal 1:51 minutes into overtime in a 3-2 defeat of the New York Islanders. Rookie Eric Tangradi notched his first NHL goal in the second period, while fellow first-year player Mark Letestu picked up his first NHL assist.

**Oct. 27** – Craig Adams tied a career high with three points (1G-2A), and he and Matt Cooke each scored shorthanded goals on the same penalty, but it was not enough as the Tampa Bay Lightning earned a 5-3 victory at the St. Pete Times Forum.

**Oct. 28** – The Penguins unveiled their 2011 Winter Classic uniforms following practice at CONSOL Energy Center. Predominantly navy blue with light blue accents, the uniform was a new design that featured elements from many different eras of Penguins uniforms. It was designed by Reebok with input from both the Penguins and the NHL.

**Oct. 30** – Goaltender Brent Johnson denied all 33 shots he faced to record his first shutout as a Penguin and the 14th of his career in a 3-0 blanking of the Carolina Hurricanes at RBC Center.

**Nov. 1** – The Penguins announced center Jordan Staal would undergo surgery to repair a fractured right hand suffered in practice.

**Nov. 3** – Forward Craig Adams appeared in his 600th NHL game during the Penguins’ 5-2 loss to the Dallas Stars at American Airlines Arena.

**Nov. 5** – Forward Pascal Dupuis played in his 600th NHL game and forward Tyler Kennedy played in his 200th NHL game in a 3-2 setback to the Anaheim Ducks at Honda Center. Sidney Crosby scored a pair of goals to begin his 25-game scoring streak.

**Nov. 6** – Rookie center Mark Letestu notched his first NHL game-deciding shootout goal to allow the Penguins to complete a 4-3 come-from-behind victory over the Phoenix Coyotes at Jobing.com Arena. Pittsburgh trailed by scores of 2-0 and



3-2. Chris Kunitz scored the game-tying goal in the second period in his 400th NHL game. Brent Johnson stopped 22 of 23 shots in relief to pick up the win and help the Penguins conclude a 2-1-1 road swing through three time zones.

**Nov. 12** – Marc-Andre Fleury stopped 15 of 16 shots to become the seventh-youngest goaltender in NHL history to record 150 wins (25 years, 349 days) in a 5-1 victory over the Tampa Bay Lightning at CONSOL Energy Center. Defenseman Deryk Engelland scored his first NHL goal in the third period.

**Nov. 13** – Evgeni Malkin notched his sixth career hat trick, and added an assist, as the Penguins bested the Atlanta Thrashers, 4-2, at Philips Arena. Arron Asham earned his 100th career assist on Malkin's first goal.

**Nov. 15** – Center Sidney Crosby was named the NHL's 'Second Star' for the week ending Nov. 14. Crosby tallied eight points (3G-5A) in three games while leading the Penguins to a 2-1 record.

**Nov. 17** – The Penguins' consecutive sellout streak topped the three-million fan mark (3,018,894) and reached 176 games (includes regular season and playoffs) in a 3-1 defeat of the Vancouver Canucks at CONSOL Energy Center. Maxime Talbot scored his 11th career shorthanded goal, moving him into a tie with Ryan Malone and Syl Apps for fifth-place on the team's all-time shorthanded goals list.

**Nov. 19** – Evgeni Malkin's assist on Sidney Crosby's second-period goal was his 400th NHL point and 250th assist. Malkin finished the night with three helpers and Kris Letang buried the game-deciding shootout goal in a 5-4 victory over the Carolina Hurricanes at CONSOL Energy Center.

**Nov. 22** – Chris Conner scored the game-winning goal late in regulation – his first goal of the season – to allow the Penguins to begin the team's fifth annual 'Dads' Trip' with a 3-2 victory over the Florida Panthers at BankAtlantic Center.

**Nov. 24** – Marc-Andre Fleury turned aside 30 shots to record his first shutout of the season and the 17th of his career in a 1-0 defeat of the Buffalo Sabres at HSBC Arena. Pascal Dupuis scored the Penguins' lone goal. The victory allowed the Penguins to sweep the 'Dads' Trip' for the second consecutive season and the third time in five years (2009-10, '06-07).

**Nov. 27** – Sidney Crosby's first hat trick of the season – and sixth of his career – helped the Penguins to a 4-1 defeat of the Calgary Flames at CONSOL

Energy Center. Crosby's second-period goal made him the sixth player in franchise history to score 200 career goals. Kris Letang earned his 100th NHL point with an assist on Crosby's second-period marker.

**Nov. 29** – Center Sidney Crosby was named the NHL's 'Third Star' for the week ending Nov. 28. Crosby recorded seven points (4G-3A) in four games to help lead the Penguins to a perfect 4-0 mark.

**Nov. 29** – Pittsburgh killed off all three New York Rangers' power plays in a 3-1 victory at Madison Square Garden, allowing the Penguins to tie the franchise record by going nine consecutive games without surrendering an opposition power-play goal (also achieved: March 29-April 16, 1998 and Dec. 13-30, 1996).

**Dec. 1** – Center Sidney Crosby was named NHL 'First Star' for the month of November. Crosby led all scorers for the month with 26 points (12G-14A) in 14 games.

**Dec. 2** – Sidney Crosby scored all three Pittsburgh goals to pick up his second hat trick of the season and the seventh of his career as the Penguins bested the Atlanta Thrashers, 3-2, at CONSOL Energy Center. Crosby became the first Penguin to record hat tricks in back-to-back home games since Alex Kovalev in 2001 (Feb. 7 vs. PHI and Feb. 10 vs. NJD).

**Dec. 4** – Paul Martin became the second defenseman in franchise history to score two unassisted goals in the same game (Ab DeMarco, Feb. 24, 1974, at Chicago) as he helped the Penguins to a 7-2 victory over the Columbus Blue Jackets at Nationwide Arena.

**Dec. 6** – Former Penguin Bill Guerin, who helped lead Pittsburgh to a Stanley Cup championship in 2009, officially "retired as a Pittsburgh Penguin" during a morning media conference at CONSOL Energy Center. Guerin played one and a half seasons for the Penguins from 2009-10.

**Dec. 6** – *Sports and Business Journal's* sixth annual readers' survey named CONSOL Energy Center 'Best NHL Arena.'

**Dec. 6** – Center Sidney Crosby was named NHL 'First Star' for the week ending Dec. 5. Crosby led all scorers with five goals and six points in three games.

**Dec. 6** – Sidney Crosby paced the Penguins with a goal and an assist in a 2-1 victory over the New Jersey Devils at CONSOL Energy Center in his 400th NHL game.

**Dec. 11** – Five players found the back of the net – including a goal and an assist off the stick of call-up Dustin Jeffrey – as the Penguins defeated the Buffalo Sabres, 5-2, at HSBC Arena for the team's 12th-consecutive victory, the second-longest winning streak in franchise history. The victory also allowed the Penguins to tie the franchise record of seven-straight road victories. The win improved Pittsburgh's unbeaten stretch to 15 games (14-0-1), the third-longest stretch in team history.

**Dec. 11** – Marc-Andre Fleury stopped 34 of 36 shots in the 5-2 victory over the Sabres to establish a personal-best 11-game winning streak. During his streak Fleury posted a 1.62 goals-against average and .945 save percentage. The win also gave Fleury a career-high-tying 14-game unbeaten stretch (13-0-1) beginning Nov. 12 where he posted a 1.70 goals-against average and .940 save percentage.

**Dec. 13** – Goaltender Marc-Andre Fleury was named NHL 'Second Star' for the week ending Dec. 12. Fleury went 3-0 with a 1.67 goals-against average and .944 save percentage to help the Penguins extend their winning streak to 12 games.

**Dec. 14** – Evgeni Malkin returned from a four-game injury absence to score a pair of power-play goals, but it was not enough as the Philadelphia Flyers defeated the Penguins, 3-2, at Wells Fargo Center to end the Penguins' 12-game winning streak and 15-game unbeaten stretch.

**Dec. 15** – Penguins defenseman prospect Simon Despres was one of 22 players selected to represent Team Canada at the 2011 IIHF World Junior Championships in Buffalo, New York Dec. 26-Jan. 5.

**Dec. 15** – Episode One of HBO Sports' "24/7 Penguins-Capitals: Road to the NHL Winter Classic" debuted at 10 p.m. to much public fanfare.

**Dec. 20** – Evgeni Malkin tied his single-game career high with five points (2G-3A) in a 6-1 victory over the Phoenix Coyotes at CONSOL Energy Center.

**Dec. 23** – Pascal Dupuis scored the game-deciding goal in the seventh shootout round to clinch a 3-2 victory over the Washington Capitals at the Verizon Center. Dupuis' goal capped the longest victorious shootout in franchise history. Kris Letang established a new career high with his 25th assist of the season.

**Dec. 27** – Center Sidney Crosby was named NHL 'Third Star' for the week ending Dec. 26. Crosby recorded seven points (4G-3A) in four games as the Penguins went 3-1 for the week.

**Dec. 28** – Sidney Crosby tallied four points (2G-2A) to extend his scoring streak to a career-high 25 games, the third-longest streak in franchise history and the 11th-longest (tied) all-time in the NHL, in a 6-3 win over the Atlanta Thrashers at CONSOL Energy Center. During the streak Crosby scored 26 goals and 24 assists and became only the fifth player in league history to average at least a goal per game throughout the duration of a streak of 25 games or more.

**Dec. 29** – The Penguins announced that forward Mike Comrie underwent successful hip surgery in Vail, Colorado.

**Dec. 29** – Chris Conner scored Pittsburgh's only goal in a 2-1 shootout loss to the New York Islanders at Nassau Coliseum as Sidney Crosby's 25-game scoring streak came to a close.

**Dec. 31** – Hall of Fame owner Mario Lemieux tallied two assists to lead the Penguins' alumni team to a 5-5 tie against alumni from the Washington Capitals at Heinz Field in the kickoff event of the 2011 Bridgestone NHL Winter Classic.

**Jan. 1** – The Penguins played host to the Washington Capitals in the fourth NHL Winter Classic at Heinz Field. Inclement weather forced a time change from 1 p.m. to 8 p.m. – making it the first primetime Winter Classic. Washington held on to defeat the Penguins, 3-1, despite Evgeni Malkin's goal.

**Jan. 1** – Jordan Staal recorded two shots, three hits and went 11-7 on faceoffs in the Winter Classic – his 2010-11 season debut after missing the first 39 games (12, foot; 27, hand) due to injury.

**Jan. 3** – Defenseman Deryk Engelland signed a three-year contract extension that run through the 2013-14 campaign.

**Jan. 4** – Four Penguins – forwards Sidney Crosby and Evgeni Malkin, defenseman Kris Letang and goaltender Marc-Andre Fleury – were voted by fans to participate in the 2011 NHL All-Star Game in Raleigh, North Carolina as part of NHL All-Star Fan Balloting presented by XM.

**Jan. 4** – Center Sidney Crosby was named NHL 'First Star' for the month of December. Crosby, who earned the award for the second-straight month, led all players with 24 points (14G-10A) in 13 games.

**Jan. 5** – Chris Kunitz notched his second career hat trick – and first as a Penguin – in a lopsided 8-1 victory over the Tampa Bay Lightning at CONSOL Energy Center. Kris Letang's three assists gave him a career-high 36 points for the season.

**Jan. 6** – The Penguins announced that Sidney Crosby would be sidelined indefinitely due to a mild concussion.

**Jan. 12** – Jordan Staal's three-point night (1G-2A) – his first points since returning from injury Jan. 1 – helped propel the Penguins to a 5-2 win over the Montreal Canadiens at Bell Centre, the team's first win of the season without Sidney Crosby.

**Jan. 15** – Marc-Andre Fleury stopped a season-high 44 shots to record his 20th victory of the season – the fourth time in five years he's reached that mark – in a 3-2 win against the Boston Bruins at TD Garden.

**Jan. 18** – Chris Conner converted a first-period penalty shot, the Penguins' first successful penalty shot since Jan. 20, 2007 (Jarkko Ruutu vs. Toronto), ending a streak of 12 straight unsuccessful attempts, in a 4-1 win over the Detroit Red Wings at CONSOL Energy Center. Tyler Kennedy picked up his 100th NHL point (assist).

**Jan. 18** – Center Mark Letestu signed a two-year contract extension that runs through the 2012-13 campaign.

**Jan. 20** – New Jersey Devils goaltender Martin Brodeur turned aside all 23 shots the Penguins threw his way in a 2-0 Devils' victory at Prudential Center in Pittsburgh's first-ever game without both Sidney Crosby and Evgeni Malkin in the lineup.

**Jan. 22** – Dustin Jeffrey, Mark Letestu and Pascal Dupuis each scored as the Penguins held on for a 3-2 victory over the Carolina Hurricanes – the team's first win without both Sidney Crosby and Evgeni Malkin.

**Jan. 25** – Marc-Andre Fleury turned aside all 31 shots he faced to pick up his second shutout of the season and the 18th of his career in a 1-0 victory over the New York Islanders in the final game before the All-Star Break. Head coach Dan Bylsma earned his 96th career victory, moving him past Hall of Famer Scotty Bowman into third place on the team's all-time wins list.

**Jan. 27** – Penguins CEO and president David Morehouse was named "CEO Communicator of the Year" by the Pittsburgh chapter of the Public Relations Society of America (PRSA). Morehouse was honored for his exceptional work in communicating the Penguins' message – from the opening of CONSOL Energy Center to the team's innovative fan outreach programs, such as Student Rush and players personally delivering season tickets.

**Jan. 30** – Kris Letang and Marc-Andre Fleury represented the Penguins at the NHL All-Star Game at the RBC Center in Raleigh, North Carolina. Fleury made the start for the victorious Team Lidstrom squad, stopping 10 of 14 shots, including a pair of breakaways just minutes into the game. Letang tallied twice for Team Staal.

**Feb. 1** – Maxime Talbot earned his 50th career assist when he set up Mike Rupp's second-period goal during a 4-3 win against the New York Rangers at Madison Square Garden. Dustin Jeffrey scored the game-deciding shootout goal in the seventh round to help the Penguins tie the team record for longest victorious shootout win.

**Feb. 2** – Brent Johnson stopped all 20 shots he faced and combined on a shutout with Marc-Andre Fleury, who played the final 16 seconds, in a 3-0 defeat of the New York Islanders at CONSOL Energy Center.

**Feb. 2** – Maxime Talbot's empty-net goal during a 3-0 defeat of the New York Islanders at CONSOL Energy Center was his 50th goal and 100th point of his career.

**Feb. 9** – The Penguins announced that Evgeni Malkin will miss the remainder of the regular season after undergoing surgery to repair a torn ACL and MCL in his right knee.

**Feb. 10** – Penguins head coach Dan Bylsma became the fifth-fastest head coach in NHL history to reach 100 wins (163 games) during a 2-1 defeat of the Los Angeles Kings at CONSOL Energy Center. Joe Vitale made his NHL debut.

**Feb. 10** – Jordan Staal scored the overtime game-winning goal with 19 seconds remaining in overtime to secure a 2-1 victory over the Los Angeles Kings at CONSOL Energy Center.

**Feb. 11** – Joe Vitale earned his first NHL point with an assist on Tyler Kennedy's third-period goal in a 9-3 loss to the New York Islanders at Nassau Coliseum. Brooks Orpik became the third defenseman in franchise history to appear in 500 career games.

**Feb. 16** – Joe Vitale scored his first NHL goal to open the scoring in a 3-2 overtime win against the Colorado Avalanche at the Pepsi Center.

**Feb. 21** – The Penguins acquired forward James Neal and defenseman Matt Niskanen from the Dallas Stars in exchange for defenseman Alex Goligoski.



**Feb. 24** – The Penguins acquired forward Alex Kovalev from the Ottawa Senators in exchange for a conditional seventh-round draft pick.

**Feb. 26** – Alex Kovalev, playing in the second game of his second stint with Pittsburgh, opened the scoring by tallying his 150th career goal as a Penguin and added the game-deciding shootout goal in a 6-5 win against Toronto at the Air Canada Centre. Maxime Talbot scored his 12th career shorthanded goal – tying him with George Ferguson for fourth place on the team's all-time list.

**March 2** – Matt Niskanen collected his first points as a Penguin with a goal and an assist in a 3-2 overtime loss to the Toronto Maple Leafs.

**March 5** – Dustin Jeffrey notched his first career two-goal performance – with his second goal being the game-winner 1:52 minutes into overtime – during a 3-2 win over the Boston Bruins at TD Garden. Zbynek Michalek earned his 100th NHL assist when he helped set up Jeffrey's second-period goal in a 3-2 overtime win at Boston.

**March 8** – Zbynek Michalek's first goal as a Penguin held up as the game-winning goal in a 3-1 defeat of the Buffalo Sabres at CONSOL Energy Center. James Neal tallied his first points as a Penguin with a goal and an assist. Matt Cooke appeared in his 800th NHL game.

**March 8** – Marc-Andre Fleury established a franchise record by earning his third consecutive 30-win season by stopping 29 of 30 shots in a 3-1 victory over Buffalo.

**March 9** – The Penguins announced head coach Dan Bylsma signed a three-year contract extension that will keep him behind the bench through the 2013-14 season.

**March 12** – The Penguins celebrated their 200th consecutive sellout (including postseason) during a 3-0 loss to the Montreal Canadiens at CONSOL Energy Center.

**March 13** – The Penguins defeated the Edmonton Oilers, 5-1, at CONSOL Energy Center to reach 40 wins for the franchise-record fifth-consecutive season. Matt Cooke tallied his 300th NHL point when he assisted on Jordan Staal's second-period goal.

**March 13** – Chris Kunitz scored a pair of goals to hit the 20-goal mark for the fourth time in his career in a 5-1 victory against the Edmonton Oilers at CONSOL Energy Center. Tyler Kennedy established a single-game career high with three assists and established single-season career highs for assists (21) and points (36).

**March 14** – The Penguins were named a finalist for Professional Sports Team of the Year and CONSOL Energy Center a finalist as Sports Facility of the Year by the Sports Business Journal and Sports Business Daily. Winners for both awards will be announced May 18 at the New York Marriott Marquis in New York City.

**March 15** – Chris Kunitz tied a single-game career high with three assists in a 5-1 win over the Ottawa Senators at Scotiabank Place. Tyler Kennedy established a single-season career high with his 16th goal.

**March 24** – Chris Kunitz equaled his career-long scoring streak (5 games; 4G-5A) with an assist and later added the game-deciding shootout goal during a 2-1 victory over Philadelphia at Wells Fargo Center.

**March 25** – Marc-Andre Fleury stopped all 21 shots he faced in regulation and all three shootout attempts while posting matching shutouts with New Jersey's Martin Brodeur in a 1-0 Penguins' victory that was secured when James Neal scored the only goal of the shootout. Mike Comrie returned to the lineup after missing the previous 51 games due to hip surgery.

**March 27** – Marc-Andre Fleury was named Team MVP and Brooks Orpik earned the Players' Player award (voted on by the players) among the eight team awards presented before the Penguins' 2-1 shootout defeat of the Florida Panthers.

**March 27** – Marc-Andre Fleury established a team record by posting a shutout sequence that lasted 150:14 from the 15:18 mark of the first period at Philadelphia March 24 (Mike Richards) to 15:32 of the second period vs. Florida March 27 (Ryan Carter).

**March 27** – Alex Kovalev's game-deciding shootout tally allowed the Penguins to set a NHL record by winning four consecutive games via the shootout as Pittsburgh defeated Florida, 2-1, at CONSOL Energy Center.

**April 2** – The Penguins hit the 100-point plateau for the second-straight season, and the fourth time in five years, following a 4-2 victory at Florida.

**April 2** – Tyler Kennedy reached the 20-goal mark for the first time in his career when he scored the opening goal of a 4-2 win over the Florida Panthers at BankAtlantic Center. Jordan Staal equaled a single-game career high with three assists – including his 100th career assist.

**April 2** – The Wilkes-Barre/Scranton Penguins defeated the Rochester Americans, 4-3 in overtime, to capture the Macgregor Kilpatrick Trophy as the American Hockey League regular-season champions.

**April 4** – Wilkes-Barre/Scranton goaltender Brad Thiessen won the Aldege “Baz” Bastien Memorial Award as the American Hockey League’s outstanding goaltender for the 2010-11 season.

**April 5** – The Penguins sold out their entire home schedule for the fourth straight year when 18,331 fans gathered to watch the Penguins defeat the New Jersey Devils, 4-2, at CONSOL Energy Center as part of ‘Fan Appreciation Night.’

**April 5** – Alex Kovalev became the 50th player in NHL history to appear in 1,300 career games when he earned an assist in a 4-2 victory over New Jersey.

**April 6** – Wilkes-Barre/Scranton head coach John Hynes captured the Louis A.R. Pieri Award as the American Hockey League’s outstanding coach for the 2010-11 season.

**April 7** – Defenseman prospect Simon Despres won the Emile “Butch” Bouchard Trophy as the Quebec Major Junior Hockey League’s top defenseman and earned QMJHL First-Team All-Star honors.

**April 8** – Chris Kunitz beat Al Montoya in the third round of the shootout to secure the Penguins’ franchise-record-tying 10th shootout win of the season. The Penguins’ 15 overtime wins and 10 shootout wins both tied for the NHL lead.

**April 10** – The Penguins concluded their 43rd season by defeating the Atlanta Thrashers, 5-2, at Philips Arena. The win gave the Penguins 106 points for the season, the second-highest total in franchise history. The Penguins tied for the second-best team record (56, 1992-93) with their 49th win of the season (also achieved in 1995-96). Pittsburgh earned its 24th road win of the season, equaling the team record established in 1992-93.

**April 10** – Wilkes-Barre/Scranton goaltenders Brad Thiessen and John Curry shared the Harry “Hap” Holmes Memorial Award as the goaltending duo that surrendered the fewest goals (183) in the American Hockey League this season.

# PITTSBURGH PENGUINS

## FAST FACTS

Scoring First: 31-7-3  
Opponent Scoring First: 18-18-5

Outshooting Opponent: 30-18-5  
Outshot by Opponent: 17-6-3  
Shots Even: 2-1-0

Leading After One Period: 23-4-2  
Leading After Two Periods: 32-3-1  
Trailing After One Period: 10-12-1  
Trailing After Two Periods: 0-19-1

One-Goal Decisions: 24-8-8  
Two-Goal Decisions: 7-6  
Three or More Goal Decisions: 18-11

Scoring Five or More Goals: 15-0-0  
Scoring Four Goals: 8-1-0  
Scoring Three Goals: 16-4-0  
Scoring Two or Less Goals: 10-20-8

Allowing Five or More Goals: 1-7-0  
Allowing Four Goals: 2-6-0  
Allowing Three Goals: 5-9-3  
Allowing Two Goals or Less: 41-3-5

First-Half Record: 26-12-3  
Second-Half Record: 23-13-5

Record by Month:  
October: 6-5-1  
November: 10-3-1  
December: 9-3-1  
January: 6-4-1  
February: 6-6-2  
March: 8-4-2  
April: 4-0-0

Home Record: 25-14-2  
Road Record: 24-11-6

Record in Back-to-Back Games:  
First Game: 9-6-2  
Second Game: 12-3-2

10-11 Overtime Record: 15-8  
All-Time Overtime Record: 143-113-176

10-11 Shootout Record: 10-3

Record vs. Eastern Conference:  
Vs. Atlantic Division: 12-9-3  
Vs. Northeast Division: 12-6-2  
Vs. Southeast Division: 13-6-0

Record vs. Western Conference:  
Vs. Central Division: 4-1-2  
Vs. Northwest Division: 4-1-0  
Vs. Pacific Division: 3-2-1

## GOALS

GOALS	1st	2nd	3rd	OT (SO)	TOTAL
FOR	67	91	65	5	228
AGAINST	58	65	68	5	196

## SHOTS

SHOTS ON GOAL	1st	2nd	3rd	OT(SO)	TOTAL
FOR	871	907	753	51	2582
AGAINST	739	778	782	53	2352



# PITTSBURGH PENGUINS

## INDIVIDUAL LEADERS

Games Played	
Kris Letang	82
Maxime Talbot	82
Pascal Dupuis	81
Mike Rupp	81

Points	
Sidney Crosby	66
Kris Letang	50
Chris Kunitz	48

Goals	
Sidney Crosby	32
Chris Kunitz	23
James Neal	22

Assists	
Kris Letang	42
Sidney Crosby	34
Chris Kunitz	25

Shots	
Kris Letang	236
Tyler Kennedy	234
James Neal	212

Shooting Percentage	
Sidney Crosby	19.9
Dustin Jeffrey	17.9
Chris Kunitz	17.3

Penalty Minutes	
Matt Cooke	129
Mike Rupp	124
Deryk Engelland	123

Average Ice Time	
Kris Letang	24:02
Paul Martin	23:21
Sidney Crosby	21:55

Game-Winning Goals	
Jordan Staal	4
Seven tied	3

Even-Strength Goals	
Sidney Crosby	21
James Neal	17
Chris Kunitz	15

Even-Strength Assists	
Sidney Crosby	25
Kris Letang	21
Chris Kunitz	20

Even-Strength Points	
Sidney Crosby	46
Chris Kunitz	35
James Neal	35

Power-Play Goals	
Sidney Crosby	10
Chris Kunitz	7
Tyler Kennedy	7

Power-Play Assists	
Kris Letang	20
Sidney Crosby	9
Evgeni Malkin	9

Power-Play Points	
Kris Letang	24
Sidney Crosby	19
Tyler Kennedy	14
Evgeni Malkin	14

Shorthanded Goals	
Pascal Dupuis	4
Matt Cooke	3
Craig Adams	2
Maxime Talbot	2

Shorthanded Assists	
Matt Cooke	3
Brooks Orpik	3
Two tied	2

Shorthanded Points	
Matt Cooke	6
Pascal Dupuis	5
Craig Adams	4

Faceoff Percentage	
Sidney Crosby	55.7
Mark Letestu	55.4

Faceoffs Taken	
Sidney Crosby	981
Maxime Talbot	874
Jordan Staal	801

Goaltender — Games	
Marc-Andre Fleury	65
Brent Johnson	23

Goaltender — Wins	
Marc-Andre Fleury	36
Brent Johnson	13

Goals-Against Average	
Brent Johnson	2.17
Marc-Andre Fleury	2.32

Save Percentage	
Brent Johnson	.922
Marc-Andre Fleury	.918

Minutes Played	
Marc-Andre Fleury	3695
Brent Johnson	1297

# 2010-11 FINAL SEASON STATS

Player	GP	G	A	P	+/-	PIM	PP	SH	GW	OT	S	S%	TOI/G	Sft/G	FO%
Sidney Crosby	41	32	34	66	20	31	10	1	3	0	161	19.9	21:55	22.7	55.7
Kris Letang	82	8	42	50	15	101	4	0	2	1	236	3.4	24:02	25.0	100.0
Chris Kunitz	66	23	25	48	18	47	7	1	2	0	133	17.3	18:16	20.6	50.0
Tyler Kennedy	80	21	24	45	1	37	7	0	2	1	234	9.0	14:31	17.6	45.0
Pascal Dupuis	81	17	20	37	16	59	0	4	3	0	171	9.9	16:51	20.6	21.4
Evgeni Malkin	43	15	22	37	-4	18	5	0	3	0	182	8.2	19:49	20.0	38.5
Alex Goligoski	60	9	22	31	20	28	4	0	4	1	101	8.9	20:45	23.3	0.0
Matt Cooke	67	12	18	30	14	129	0	3	2	0	95	12.6	15:38	20.0	27.6
Jordan Staal	42	11	19	30	7	24	3	0	4	1	91	12.1	21:21	24.2	46.9
Mark Letestu	64	14	13	27	4	13	4	0	3	0	128	10.9	14:15	17.0	55.4
Paul Martin	77	3	21	24	9	16	2	0	1	0	104	2.9	23:21	26.7	0.0
Maxime Talbot	82	8	13	21	-3	66	0	2	2	0	117	6.8	15:04	19.5	48.6
Zbynek Michalek	73	5	14	19	0	30	1	0	2	0	104	4.8	21:50	25.5	0.0
Michael Rupp	81	9	8	17	-4	124	0	0	1	0	81	11.1	10:03	12.9	50.6
Ben Lovejoy	47	3	14	17	11	48	0	0	0	0	60	5.0	15:00	19.9	0.0
Chris Conner	60	7	9	16	5	10	0	0	3	0	91	7.7	11:49	15.0	25.0
Craig Adams	80	4	11	15	-5	76	0	2	1	0	90	4.4	12:11	15.9	41.7
Brooks Orpik	63	1	12	13	12	66	0	0	0	0	56	1.8	20:52	24.4	100.0
Dustin Jeffrey	25	7	5	12	5	4	1	0	1	1	39	17.9	12:58	16.7	44.1
Arron Asham	44	5	6	11	0	46	0	0	0	0	60	8.3	9:33	12.6	33.3
Deryk Engelland	63	3	7	10	-5	123	0	0	0	0	49	6.1	13:20	17.0	0.0
Alex Kovalev	20	2	5	7	3	16	0	0	0	0	28	7.1	17:10	18.1	25.0
James Neal	20	1	5	6	-1	6	0	0	0	0	52	1.9	16:53	18.9	16.7
Mike Comrie	21	1	5	6	-4	18	0	0	0	0	25	4.0	11:49	13.3	37.5
Brett Sterling	7	3	2	5	1	16	1	0	0	0	14	21.4	15:07	18.0	66.7
Matt Niskanen	18	1	3	4	-2	20	0	0	0	0	26	3.8	18:30	22.3	0.0
Eric Tangradi	15	1	2	3	-4	10	0	0	0	0	18	5.6	11:12	13.3	33.3
Nick Johnson	4	1	2	3	1	5	0	0	0	0	10	10.0	16:44	17.8	0.0
Eric Godard	19	0	3	3	4	105	0	0	0	0	1	0.0	5:10	7.4	0.0
Joe Vitale	9	1	1	2	-1	13	0	0	0	0	13	7.7	10:34	13.0	56.2

## GOALTENDERS

	Player	GP	GS	W	L	OT	SA	GA	GAA	Sv	Sv%	SO	G	A	PIM	TOI
1	Marc-Andre Fleury	65	62	36	20	5	1742	143	2.32	1599	.918	3	0	1	10	3,695:10
2	Brent Johnson	23	20	13	5	3	604	47	2.17	557	.922	1	0	1	24	1,296:42

# 2010-11 PENGUINS

## HOME/ROAD SCORING

Player	Home:					Road:					Total:				
	GP	G	A	P	+/-	GP	G	A	P	+/-	GP	G	A	P	+/-
Sidney Crosby	22	19	19	38	11	19	13	15	28	9	41	32	34	66	20
Chris Kunitz	36	16	12	28	11	30	7	13	20	7	66	23	25	48	18
Tyler Kennedy	40	10	14	24	14	40	11	10	21	-13	80	21	24	45	1
Mark Letestu	32	9	7	16	4	32	5	6	11	0	64	14	13	27	4
Evgeni Malkin	24	8	16	24	-2	19	7	6	13	-2	43	15	22	37	-4
Pascal Dupuis	41	7	10	17	4	40	10	10	20	12	81	17	20	37	16
Matt Cooke	36	6	11	17	8	31	6	7	13	6	67	12	18	30	14
Alex Goligoski	31	5	11	16	5	29	4	11	15	15	60	9	22	31	20
Jordan Staal	21	5	6	11	8	21	6	13	19	-1	42	11	19	30	7
Maxime Talbot	41	5	6	11	0	41	3	7	10	-3	82	8	13	21	-3
Kris Letang	41	4	19	23	15	41	4	23	27	0	82	8	42	50	15
Chris Conner	31	3	4	7	4	29	4	5	9	1	60	7	9	16	5
Arron Asham	24	3	2	5	-4	20	2	4	6	4	44	5	6	11	0
Zbynek Michalek	37	2	8	10	3	36	3	6	9	-3	73	5	14	19	0
Ben Lovejoy	25	2	6	8	-2	22	1	8	9	13	47	3	14	17	11
Michael Rupp	41	2	4	6	-7	40	7	4	11	3	81	9	8	17	-4
Craig Adams	40	2	4	6	-4	40	2	7	9	-1	80	4	11	15	-5
Dustin Jeffrey	12	2	2	4	2	13	5	3	8	3	25	7	5	12	5
Brooks Orpik	33	1	9	10	12	30	0	3	3	0	63	1	12	13	12
James Neal	9	1	5	6	2	11	0	0	0	-3	20	1	5	6	-1
Deryk Engelland	27	1	5	6	1	36	2	2	4	-6	63	3	7	10	-5
Alex Kovalev	8	1	2	3	3	12	1	3	4	0	20	2	5	7	3
Brett Sterling	3	1	0	1	1	4	2	2	4	0	7	3	2	5	1
Eric Tangradi	8	1	0	1	-3	7	0	2	2	-1	15	1	2	3	-4
Paul Martin	39	0	11	11	8	38	3	10	13	1	77	3	21	24	9
Mike Comrie	8	0	3	3	-2	13	1	2	3	-2	21	1	5	6	-4
Nick Johnson	1	0	1	1	1	3	1	1	2	0	4	1	2	3	1
Joe Vitale	3	0	0	0	0	6	1	1	2	-1	9	1	1	2	-1
Ryan Craig	2	0	0	0	0	4	0	0	0	-3	6	0	0	0	-3
Brian Strait	1	0	0	0	0	2	0	0	0	-1	3	0	0	0	-1
Tim Wallace	3	0	0	0	-1	4	0	0	0	-2	7	0	0	0	-3
Corey Potter	0	0	0	0	0	1	0	0	0	0	1	0	0	0	0
Andrew Hutchinson	3	0	0	0	-3	2	0	1	1	0	5	0	1	1	-3
Matt Niskanen	8	0	0	0	-3	10	1	3	4	1	18	1	3	4	-2
Eric Godard	7	0	0	0	1	12	0	3	3	3	19	0	3	3	4



2010-11

# PENGUINS HOME/ROAD GOALTENDERS

Home	GP	GS	MIN	W	L	OTL	EGA	GA	GAA	SA	SV	SV%	SO
Marc-Andre Fleury	36	34	2045	20	12	2	3	74	2.17	969	895	0.924	2
Brent Johnson	8	7	432	5	2	0	1	16	2.22	192	176	0.917	0

Away	GP	GS	MIN	W	L	OTL	EGA	GA	GAA	SA	SV	SV%	SO
Marc-Andre Fleury	29	28	1650	16	8	3	2	69	2.51	773	704	0.911	1
Brent Johnson	15	13	865	8	3	3	0	31	2.15	412	381	0.925	1

# 2010-11 PENGUINS

## DIVISIONAL SCORING

Player	Dv GP	Dv G	Dv A	Dv P	Dv +/-	OD GP	OD G	OD A	OD P	OD +/-	Ttl GP	Ttl G	Ttl A	Ttl P	Ttl +/-
Chris Kunitz	19	7	6	13	6	47	16	19	35	12	66	23	25	48	18
Tyler Kennedy	23	7	5	12	-3	57	14	19	33	4	80	21	24	45	1
Kris Letang	24	3	11	14	2	58	5	31	36	13	82	8	42	50	15
Sidney Crosby	11	3	9	12	0	30	29	25	54	20	41	32	34	66	20
Alex Goligoski	17	3	7	10	1	43	6	15	21	19	60	9	22	31	20
Evgeni Malkin	10	3	4	7	-3	33	12	18	30	-1	43	15	22	37	-4
Mark Letestu	17	3	3	6	3	47	11	10	21	1	64	14	13	27	4
Jordan Staal	13	3	2	5	-3	29	8	17	25	10	42	11	19	30	7
Michael Rupp	24	3	2	5	-2	57	6	6	12	-2	81	9	8	17	-4
Pascal Dupuis	24	2	7	9	2	57	15	13	28	14	81	17	20	37	16
Maxime Talbot	24	2	2	4	-5	58	6	11	17	2	82	8	13	21	-3
Chris Conner	17	2	1	3	0	43	5	8	13	5	60	7	9	16	5
Matt Cooke	17	2	0	2	-2	50	10	18	28	16	67	12	18	30	14
Paul Martin	24	1	6	7	-4	53	2	15	17	13	77	3	21	24	9
Zbynek Michalek	21	1	4	5	-5	52	4	10	14	5	73	5	14	19	0
Craig Adams	22	1	3	4	-1	58	3	8	11	-4	80	4	11	15	-5
Deryk Engelland	19	1	2	3	-3	44	2	5	7	-2	63	3	7	10	-5
Eric Tangradi	6	1	1	2	-1	9	0	1	1	-3	15	1	2	3	-4
Alex Kovalev	7	1	1	2	-1	13	1	4	5	4	20	2	5	7	3
Brett Sterling	2	1	1	2	-2	5	2	1	3	3	7	3	2	5	1
Dustin Jeffrey	9	1	1	2	2	16	6	4	10	3	25	7	5	12	5
Nick Johnson	2	1	0	1	-2	2	0	2	2	3	4	1	2	3	1
Brooks Orpik	17	0	3	3	-1	46	1	9	10	13	63	1	12	13	12
Mike Comrie	7	0	2	2	-1	14	1	3	4	-3	21	1	5	6	-4
Arron Asham	14	0	2	2	1	30	5	4	9	-1	44	5	6	11	0
James Neal	7	0	2	2	-2	13	1	3	4	1	20	1	5	6	-1
Ben Lovejoy	14	0	1	1	0	33	3	13	16	11	47	3	14	17	11
Eric Godard	8	0	1	1	1	11	0	2	2	3	19	0	3	3	4
Joe Vitale	2	0	1	1	-3	7	1	0	1	2	9	1	1	2	-1
Brian Strait	0	0	0	0	0	3	0	0	0	-1	3	0	0	0	-1
Tim Wallace	1	0	0	0	-1	6	0	0	0	-2	7	0	0	0	-3
Andrew Hutchinson	2	0	0	0	0	3	0	1	1	-3	5	0	1	1	-3
Matt Niskanen	6	0	0	0	-3	12	1	3	4	1	18	1	3	4	-2
Ryan Craig	2	0	0	0	-3	4	0	0	0	0	6	0	0	0	-3
Corey Potter	0	0	0	0	0	1	0	0	0	0	1	0	0	0	0

### DIVISIONAL PLAY - GOALTENDERS

vs. Division	GP	GS	MIN	W	L	OTL	EGA	GA	GAA	SA	SV	SV%	SO
Marc-Andre Fleury	18	16	1000	8	6	2	1	40	2.40	444	404	0.910	2
Brent Johnson	8	8	468	4	3	1	0	19	2.43	204	185	0.907	0





# THE LAST TIME THE PENGUINS

## RECORDED A SHUTOUT

**Home:** 3/25/11 – vs. New Jersey (Fleury 21 saves), 1-0  
**Road:** 11/24/10 – at Buffalo (Fleury 30 saves), 1-0

## WERE SHUTOUT

**Home:** 3/25/11 – vs. New Jersey (Brodeur 26 saves), 1-0  
 (PGH shootout win)  
**Road:** 2/6/11 – at Washington (Neuvirth 22 saves), 3-0

## RECORDED A HAT TRICK

**Home:** 1/5/11 – Chris Kunitz vs. Tampa Bay, 8-1 win  
**Road:** 11/30/09 – Mike Rupp at NY Rangers, 5-2 win

## PLAYER HAD A FOUR-GOAL GAME

**Home:** 10/14/00 – Jaromir Jagr vs. NY Rangers  
 (McLean) 8-6 win  
**Road:** 1/26/97 – Mario Lemieux at Montreal  
 (Thibault) 5-2 win

## OPPOSING PLAYER HAD A FOUR-GOAL GAME

**Home:** 10/28/00 – John Madden, Randy McKay (NJD)  
 (Aubin -5, Snow -3), 9-0 loss  
**Road:** 12/9/03 – Markus Naslund (VAN) (Fleury), 4-3 loss

## PLAYER HAD A FIVE-GOAL GAME

**Home:** 3/26/96 – Mario Lemieux vs. St. Louis  
 (Fuhr -1, Casey -4), 8-4 win  
**Road:** 4/9/93 – Mario Lemieux at NY Rangers  
 (Hirsch -3, Richter -2), 10-4 win

## OPPOSING PLAYER HAD A FIVE-GOAL GAME

NEVER

## PLAYER HAD A PENALTY SHOT

**Home:** 1/18/11 – Chris Conner vs. Detroit  
 (MacDonald), Goal  
**Road:** 12/23/10 – Evgeni Malkin at Washington  
 (Neuvirth), NG

## OPPOSING PLAYER HAD A PENALTY SHOT

**Home:** 1/8/11 – Steven Stamkos (TBL) vs. Fleury, NG  
**Road:** 2/11/11 – Michael Grabner (NYI) vs. Johnson, NG

## WON IN OVERTIME

**Home:** 2/10/11 – vs. Los Angeles (2-1 – Staal)  
**Road:** 3/5/11 – at Boston (3-2 – Jeffrey)

## LOST IN OVERTIME

**Home:** 2/23/11 – vs. San Jose (3-2 – Marleau)  
**Road:** 3/2/11 – at Toronto (3-2 – Grabovski)

## WON IN SHOOTOUT

**Home:** 3/27/11 – vs. Florida (2-1 – Kovalev)  
**Road:** 4/8/11 – at NY Islanders (4-3 – Kunitz)

## LOST IN SHOOTOUT

**Home:** 2/14/10 – vs. Nashville (4-3 – O'Reilly)  
**Road:** 2/20/11 – at Chicago (3-2 – Kane)

## WON WHEN TRAILING AFTER 2 PERIODS

**Home:** 4/3/10 – vs. Atlanta (4-3 win) (trailed 2-1 after 2)  
**Road:** 3/14/10 – at Tampa Bay (2-1 win) (trailed 1-0 after 2)

## LOST WHEN LEADING AFTER 2 PERIODS

**Home:** 11/10/10 – vs. Boston Bruins (7-4) (led 4-2 after 2)  
**Road:** 3/2/11 – at Toronto (3-2 OT) (led 2-1 after 2)

## SCORED WITH AN EXTRA ATTACKER

4/2/11 at Florida (Michalek)

## OPPONENT SCORED WITH AN EXTRA ATTACKER

4/8/11 at NY Islanders (Hamonic)

## SCORED A SHORTHANDED GOAL

**Home:** 4/5/11 – vs. New Jersey (Dupuis)  
**Road:** 3/21/11 – at Detroit (Dupuis)

## ALLOWED A SHORTHANDED GOAL

**Home:** 11/15/10 – vs. NY Rangers (M. Staal)  
**Road:** 2/11/11 – at NY Islanders (Grabner)

## SCORED 2 OR MORE SHORTHANDED GOALS

10/27/10 at Tampa Bay (Adams & Cooke)

## ALLOWED 2 OR MORE SHORTHANDED GOALS

11/13/08 vs. Philadelphia (Gagne, 2)

# PITTSBURGH PENGUINS TRANSACTIONS

---

Oct. 6, 2010	Eric Tangradi assigned to Wheeling (ECHL)
Oct. 6, 2010	Patrick Killeen recalled from Wheeling (ECHL)
Oct. 7, 2010	Eric Tangradi recalled from Wheeling (ECHL)
Oct. 7, 2010	Arron Asham placed on injured reserve
Oct. 8, 2010	Patrick Killeen re-assigned to Wheeling (ECHL)
Oct. 12, 2010	Andrew Hutchinson recalled from Wilkes-Barre/Scranton (AHL)
Oct. 25, 2010	Eric Tangradi and Andrew Hutchinson re-assigned to Wilkes-Barre/Scranton (AHL)
Nov. 10, 2010	Chris Conner recalled from Wilkes-Barre/Scranton (AHL)
Dec. 10, 2010	Mike Comrie placed on injured reserve
Dec. 10, 2010	Dustin Jeffrey recalled from Wilkes-Barre/Scranton (AHL)
Dec. 16, 2010	Dustin Jeffrey re-assigned to Wilkes-Barre/Scranton (AHL)
Dec. 23, 2010	Dustin Jeffrey and John Curry recalled from Wilkes-Barre/Scranton (AHL)
Dec. 26, 2010	Dustin Jeffrey re-assigned to Wilkes-Barre/Scranton (AHL)
Dec. 26, 2010	Eric Godard placed on injured reserve
Dec. 29, 2010	John Curry re-assigned to Wilkes-Barre/Scranton (AHL)
Jan. 1, 2011	Jordan Staal activated from injured reserve
Jan. 3, 2011	Deryk Engelland re-signed to a three-year contract extension
Jan. 6, 2011	Sidney Crosby placed on injured reserve
Jan. 10, 2011	Dustin Jeffrey recalled from Wilkes-Barre/Scranton (AHL)
Jan. 12, 2011	Dustin Jeffrey re-assigned to Wilkes-Barre/Scranton (AHL)
Jan. 15, 2011	Dustin Jeffrey recalled from Wilkes-Barre/Scranton (AHL)
Jan. 18, 2011	Evgeni Malkin placed on injured reserve
Jan. 16, 2011	Dustin Jeffrey re-assigned to Wilkes-Barre/Scranton (AHL)
Jan. 18, 2011	Mark Letestu re-signed to a two-year contract extension
Jan. 19, 2011	Dustin Jeffrey recalled from Wilkes-Barre/Scranton (AHL)
Jan. 26, 2011	Dustin Jeffrey re-assigned to Wilkes-Barre/Scranton (AHL)
Feb. 1, 2011	Dustin Jeffrey recalled from Wilkes-Barre/Scranton (AHL)
Feb. 1, 2011	Eric Godard activated from injured reserve
Feb. 2, 2011	Eric Tangradi recalled from Wilkes-Barre/Scranton (AHL)
Feb. 4, 2011	Evgeni Malkin activated from injured reserve
Feb. 4, 2011	Mark Letestu placed on injured reserve
Feb. 6, 2011	Tim Wallace recalled from Wilkes-Barre/Scranton (AHL)
Feb. 6, 2011	Arron Asham placed on injured reserve
Feb. 9, 2011	Eric Tangradi and Tim Wallace re-assigned to Wilkes-Barre/Scranton (AHL)
Feb. 10, 2011	Evgeni Malkin and Chris Kunitz placed on injured reserve

---

# PITTSBURGH PENGUINS TRANSACTIONS

---

Feb. 10, 2011	Brett Sterling, Ryan Craig, Joe Vitale and Nick Johnson recalled from Wilkes-Barre/Scranton (AHL)
Feb. 11, 2011	Eric Tangradi recalled from Wilkes-Barre/Scranton (AHL)
Feb. 11, 2011	Dustin Jeffrey placed on injured reserve
Feb. 12, 2011	Tim Wallace recalled from Wilkes-Barre/Scranton (AHL)
Feb. 12, 2011	Eric Tangradi placed on injured reserve
Feb. 16, 2011	Nick Johnson placed on injured reserve
Feb. 17, 2011	Tim Wallace re-assigned to Wilkes-Barre/Scranton (AHL)
Feb. 19, 2011	Tim Wallace recalled from Wilkes-Barre/Scranton (AHL)
Feb. 21, 2011	Brian Strait recalled from Wilkes-Barre/Scranton (AHL)
Feb. 21, 2011	<b>James Neal and Matt Niskanen acquired from the Dallas Stars in exchange for Alex Goligoski</b>
Feb. 22, 2011	Brian Strait and Ryan Craig re-assigned to Wilkes-Barre/Scranton (AHL)
Feb. 23, 2011	Brooks Orpik placed on injured reserve
Feb. 24, 2011	Tim Wallace re-assigned to Wilkes-Barre/Scranton (AHL)
Feb. 24, 2011	<b>Alex Kovalev acquired from the Ottawa Senators in exchange for a conditional seventh-round draft pick</b>
Feb. 25, 2011	Brian Strait recalled from Wilkes-Barre/Scranton (AHL)
Feb. 25, 2011	Dustin Jeffrey activated from injured reserve
Feb. 26, 2011	Brett Sterling re-assigned to Wilkes-Barre/Scranton (AHL)
Feb. 26, 2011	Mark Letestu activated from injured reserve
Feb. 27, 2011	Dustin Jeffrey, Joe Vitale and Brian Strait re-assigned to Wilkes-Barre/Scranton (AHL)
March 1, 2011	Dustin Jeffrey recalled from Wilkes-Barre/Scranton (AHL)
March 2, 2011	Chris Kunitz activated from injured reserve
March 15, 2011	Corey Potter and Steve Wagner recalled from Wilkes-Barre/Scranton (AHL)
March 16, 2011	Corey Potter and Steve Wagner re-assigned to Wilkes-Barre/Scranton (AHL)
March 19, 2011	Arron Asham activated from injured reserve
March 22, 2011	Tom Kuhnackl signed to a three-year entry level contract
March 24, 2011	Brad Thiessen recalled from Wilkes-Barre/Scranton (AHL)
March 24, 2011	Eric Tangradi activated from injured reserve
March 25, 2011	Mike Comrie activated from injured reserve
March 26, 2011	Brooks Orpik activated from injured reserve
March 28, 2011	Paul Thompson signed to a two-year entry level contract
March 29, 2011	Brad Thiessen re-assigned to Wilkes-Barre/Scranton (AHL)
April 4, 2011	Brian Gibbons signed to a two-year entry level contract

---



# 2010-11 MAN GAMES LOST

TOTAL GAMES MISSED	#	PLAYER	GAMES MISSED
6	1	Brent Johnson	Dec. 23-Dec. 28; March 24-27
2	2	Matt Niskanen	March 13-15
9	4	Zbynek Michalek	Oct. 13-Oct. 30
1	6	Ben Lovejoy	Jan. 15
4	7	Paul Martin	Feb. 21-26
18	10	Mark Letestu	Feb. 1-Feb. 25; March 20-27
39	11	Jordan Staal	Oct. 7-Dec. 29
15	14	Chris Kunitz	Dec. 14-Dec. 15; Feb. 8-March 5
14	15	Dustin Jeffrey	Feb. 11-23; March 25-April 10
1	18	James Neal	April 10
52	19	Mike Comrie	Nov. 10; Nov. 26-March 24
16	26	Eric Tangradi	Feb. 13-March 21
13	28	Eric Godard	Dec. 28-Jan. 25
23	38	Nick Johnson	Feb. 20-April 10
19	44	Brooks Orpik	Oct. 11-Oct. 21; Feb. 25-March 25
36	45	Arron Asham	Oct. 7-Oct. 23; Nov. 29; Dec. 23-Dec. 26; Jan. 10; Feb. 2-March 20; March 29-April 2
2	48	Tyler Kennedy	Nov. 15; Feb. 26
39	71	Evgeni Malkin	Oct. 30; Dec. 4-Dec. 11; Jan. 20-Feb. 1-Feb. 2; Feb. 6-April 10
41	87	Sidney Crosby	Jan. 6-April 10
<b>TOTALS</b>			
<b>350</b>			

# 2010-11 NHL FINAL CONFERENCE STANDINGS

## EASTERN CONFERENCE

Team	Games Played	Wins	Losses	OT	Goals For	Goals Against	Points
z-Washington	82	48	23	11	224	197	107
y-Philadelphia	82	47	23	12	259	223	106
y-Boston	82	46	25	11	246	195	103
x-Pittsburgh	82	49	25	8	238	199	106
x-Tampa Bay	82	46	25	11	247	240	103
x-Montreal	82	44	30	8	216	209	96
x-Buffalo	82	43	29	10	245	229	96
x- NY Rangers	82	44	33	5	233	198	93
Carolina	82	40	31	11	236	239	91
Toronto	82	37	34	11	218	251	85
New Jersey	82	38	39	5	174	209	81
Atlanta	82	34	36	12	223	269	80
Ottawa	82	32	40	10	192	250	74
NY Islanders	82	30	39	13	229	264	73
Florida	82	30	40	12	195	229	72

## WESTERN CONFERENCE

Team	Games Played	Wins	Losses	OT	Goals For	Goals Against	Points
z-Vancouver	82	54	19	9	262	185	117
y-San Jose	82	48	25	9	248	213	105
y-Detroit	82	47	25	10	261	241	104
x -Anaheim	82	47	30	5	239	235	99
x-Nashville	82	44	27	11	219	194	99
x -Phoenix	82	43	26	13	231	226	99
x-Los Angeles	82	46	30	6	219	198	98
x-Chicago	82	44	29	9	258	225	97
Dallas	82	42	29	11	227	233	95
Calgary	82	41	29	12	250	237	94
St. Louis	82	38	33	11	240	234	87
Minnesota	82	39	35	8	206	233	86
Columbus	82	34	35	13	215	258	81
Colorado	82	30	44	8	227	288	68
Edmonton	82	25	45	12	193	269	62

Teams receive 2 points for a victory (W) 1 point for an overtime or shootout loss (OT),  
x - clinched playoff spot; y - clinched division; z - clinched conference

# 2010-11 NHL FINAL STANDINGS

## EASTERN CONFERENCE

### ATLANTIC DIVISION

Team	Conf. Rank	GP	W	L	OT	GF	GA	PTS
y-Philadelphia	2	82	47	23	12	259	223	106
x-Pittsburgh	4	82	49	25	8	238	199	106
x-NY Rangers	8	82	44	33	5	233	198	93
New Jersey	11	82	38	39	5	174	209	81
NY Islanders	14	82	30	39	13	229	264	73

### NORTHEAST DIVISION

Team	Conf. Rank	GP	W	L	OT	GF	GA	PTS
y-Boston	3	82	46	25	11	246	195	103
x-Montreal	6	82	44	30	8	216	209	96
x-Buffalo	7	82	43	29	10	245	229	96
Toronto	10	82	37	34	11	218	251	85
Ottawa	13	82	32	40	10	192	250	74

### SOUTHEAST DIVISION

Team	Conf. Rank	GP	W	L	OT	GF	GA	PTS
z-Washington	1	82	48	23	11	224	197	107
x-Tampa Bay	5	82	46	25	11	247	240	103
Carolina	9	82	40	31	11	236	239	91
Atlanta	12	82	34	36	12	223	269	80
Florida	15	82	30	40	12	195	229	72

## WESTERN CONFERENCE

### CENTRAL DIVISION

Team	Conf. Rank	GP	W	L	OT	GF	GA	PTS
y-Detroit	3	82	47	25	10	261	241	104
x-Nashville	5	82	44	27	11	219	194	99
x-Chicago	8	82	44	29	9	258	225	97
St. Louis	11	82	38	33	11	240	234	87
Columbus	13	82	34	35	13	215	258	81

### NORTHWEST DIVISION

Team	Conf. Rank	GP	W	L	OT	GF	GA	PTS
z-Vancouver	1	82	54	19	9	262	185	117
Calgary	10	82	41	29	12	250	237	94
Minnesota	12	82	39	35	8	206	233	86
Colorado	14	82	30	44	8	227	288	68
Edmonton	15	82	25	45	12	193	269	62

### PACIFIC DIVISION

Team	Conf. Rank	GP	W	L	OT	GF	GA	PTS
y-San Jose	2	82	48	25	9	248	213	105
x-Anaheim	4	82	47	30	5	239	235	99
x-Phoenix	6	82	43	26	13	231	226	99
x-Los Angeles	7	82	46	30	6	219	198	98
Dallas	9	82	42	29	11	227	233	95

Teams receive 2 points for a victory (W) 1 point for an overtime or shootout loss (OT),  
x - clinched playoff spot; y - clinched division; z - clinched conference

# 2010-11 NHL SCORING LEADERS

	Player	Team	Pos	GP	G	A	P	+/-	PIM	PP	SH	GW	OT	S	S%	TOI/G	Sft/G	FO%
1	Daniel Sedin	VAN	L	82	41	63	104	30	32	18	0	10	0	266	15.4	18:33	24.3	23.5
2	Martin St Louis	TBL	R	82	31	68	99	0	12	4	0	7	1	254	12.2	20:58	24.3	38.2
3	Corey Perry	ANA	R	82	50	48	98	9	104	14	4	11	2	290	17.2	22:18	26.5	40.9
4	Henrik Sedin	VAN	C	82	19	75	94	26	40	8	0	4	0	157	12.1	19:15	24.6	52.0
5	Steven Stamkos	TBL	C	82	45	46	91	3	74	17	0	8	1	272	16.5	20:11	23.7	46.5
6	Jarome Iginla	CGY	R	82	43	43	86	0	40	14	0	6	1	289	14.9	20:56	23.2	54.0
7	Alex Ovechkin	WSH	L	79	32	53	85	24	41	7	0	11	3	367	8.7	21:21	21.7	33.3
8	Teemu Selanne	ANA	R	73	31	49	80	6	49	16	0	5	0	213	14.6	17:56	22.7	44.5
9	Henrik Zetterberg	DET	L	80	24	56	80	-1	40	10	0	3	2	306	7.8	19:35	23.6	52.4
10	Brad Richards	DAL	C	72	28	49	77	1	24	7	0	3	0	272	10.3	21:43	23.3	50.6
11	Eric Staal	CAR	C	81	33	43	76	-10	72	12	3	8	0	296	11.1	21:56	27.5	48.0
12	Jonathan Toews	CHI	C	80	32	44	76	25	26	10	1	8	1	233	13.7	20:45	27.4	56.7
13	Claude Giroux	PHI	R	82	25	51	76	20	47	8	3	5	0	169	14.8	19:23	25.2	50.0
14	Ryan Getzlaf	ANA	C	67	19	57	76	14	35	7	0	4	2	117	16.2	21:51	25.8	45.8
15	Ryan Kesler	VAN	C	82	41	32	73	24	66	15	3	7	1	260	15.8	20:29	26.0	57.4
16	Patrick Marleau	SJS	L	82	37	36	73	-3	16	11	2	9	3	279	13.3	20:47	27.0	52.4
17	Thomas Vanek	BUF	L	80	32	41	73	2	24	11	0	5	2	238	13.4	17:21	21.3	30.8
18	Patrick Kane	CHI	R	73	27	46	73	7	28	5	0	2	0	216	12.5	19:17	24.0	14.3
19	Loui Eriksson	DAL	L	79	27	46	73	10	8	10	1	6	2	179	15.1	20:34	24.3	25.0
20	Anze Kopitar	LAK	C	75	25	48	73	25	20	6	1	6	1	233	10.7	21:35	25.6	49.9
21	Bobby Ryan	ANA	R	82	34	37	71	15	61	5	1	5	1	270	12.6	20:10	25.7	39.7
22	Patrick Sharp	CHI	L	74	34	37	71	-1	38	12	2	6	1	268	12.7	19:24	25.3	48.0
23	Mike Ribeiro	DAL	C	82	19	52	71	-4	28	7	0	4	1	161	11.8	19:57	23.6	46.6
24	Joe Thornton	SJS	C	80	21	49	70	4	47	9	2	3	0	149	14.1	19:52	26.0	54.4
25	Alex Tanguay	CGY	L	79	22	47	69	0	24	3	0	2	0	120	18.3	19:45	23.5	39.2
26	Danny Briere	PHI	R	77	34	34	68	20	87	6	0	6	0	246	13.8	18:18	22.4	48.2
27	Lubomir Visnovsky	ANA	D	81	18	50	68	18	24	5	0	4	2	152	11.8	24:17	26.0	0.0
28	John Tavares	NYI	C	79	29	38	67	-16	53	9	0	4	3	243	11.9	19:15	21.7	52.5
29	Matt Duchene	COL	C	80	27	40	67	-8	33	3	0	2	1	202	13.4	18:56	23.1	50.4
30	Sidney Crosby	PIT	C	41	32	34	66	20	31	10	1	3	0	161	19.9	21:55	22.7	55.7



# PLAYOFF BIOS

## SECTION THREE







# 2010-11 PITTSBURGH PENGUINS

SW#	Name	Pos	Height	Weight	Born	Birthplace
1	Brent Johnson	G	6'3"	199	3/12/1977	Farmington, MI, USA
2	Matt Niskanen	D	6'0"	200	12/6/1986	Virginia, MN, USA
4	Zbynek Michalek	D	6'2"	210	12/23/1982	Jindrichuv Hradec, CZE
5	Deryk Engelland	D	6'2"	202	4/3/1982	Edmonton, AB, CAN
6	Ben Lovejoy	D	6'2"	215	2/20/1984	Canaan, NH, USA
7	Paul Martin	D	6'1"	200	3/5/1981	Minneapolis, MN, USA
9	Pascal Dupuis	RW	6'1"	205	4/7/1979	Laval, QC, CAN
10	Mark Letestu	C	5'11"	195	2/4/1985	Elk Point, AL, CAN
11	Jordan Staal	C	6'4"	220	9/10/1988	Thunder Bay, ON, CAN
14	Chris Kunitz	LW	6'0"	193	9/26/1979	Regina, SK, CAN
15	Dustin Jeffrey	C	6'1"	205	2/27/1988	Sarnia, ON, CAN
16	Chris Conner	RW	5'8"	180	12/23/1983	Westland, MI, USA
17	Mike Rupp	C	6'5"	230	1/13/1980	Cleveland, OH, USA
18	James Neal	LW	6'2"	208	9/3/1987	Whitby, ON, CAN
19	Mike Comrie	C	5'10"	185	9/11/1980	Edmonton, ON, CAN
24	Matt Cooke	LW	5'11"	205	9/7/1978	Belleville, ON, CAN
25	Max Talbot	C	5'11"	190	2/11/1984	Lemoyne, QC, CAN
26	Eric Tangradi	LW	6'4"	221	2/10/1989	Philadelphia, PA, USA
27	Craig Adams	RW	6'0"	197	4/26/1977	Seria, BRN
28	Eric Godard	RW	6'4"	214	3/7/1980	Vernon, BC, CAN
29	Marc-Andre Fleury	G	6'2"	180	11/28/1984	Sorel, QC, CAN
38	Nick Johnson	RW	6'1"	183	12/24/1985	Calgary, AB, CAN
44	Brooks Orpik	D	6'2"	219	9/26/1980	San Francisco, CA, USA
45	Arron Asham	RW	5'11"	205	4/13/1978	Portage La Prairie, MB, CAN
48	Tyler Kennedy	C	5'11"	183	7/15/1986	Sault Ste. Marie, ON, CAN
58	Kris Letang	D	6'0"	201	4/24/1987	Montreal, QC, CAN
71	Evgeni Malkin	C	6'3"	195	7/31/1986	Magnitogorsk, RUS
72	Alex Kovalev	RW	6'2"	222	2/24/1973	Togliatti, RUS
87	Sidney Crosby	C	5'11"	200	8/7/1987	Cole Harbour, NS, CAN

Executive VP & General Manager . . . . . Ray Shero

Assistant General Manager . . . . . Jason Botterill

Assistant to the General Manager . . . . . Tom Fitzgerald

Head Coach . . . . . Dan Bylsma

Assistant Coaches . . . . . Tony Granato, Todd Reirden

Goaltending Coach . . . . . Gilles Meloche

Strength/Conditioning Coach . . . . . Mike Kadar

Head Athletic Trainer . . . . . Chris Stewart

Assistant Athletic Trainer . . . . . Scott Adams

Physical Therapist . . . . . Mark Mortland

Equipment Manager . . . . . Dana Heinze

Assistant Equipment Managers . . . . . Paul DeFazio, Danny Kroll

Video Coordinator . . . . . Jim Britt

Senior Director of Team Operations . . . . . Frank Buonomo

Director of Communications . . . . . Jennifer Bullano

Communications Coordinator . . . . . Jason Seidling

Director of Content . . . . . Sam Kasan

Manager of Content . . . . . Michelle Crechiolo

# DAN BYLSMA

## HEAD COACH



In two-plus seasons behind the bench, Dan Bylsma has already become one of the most successful coaches in Penguins' history.

After being promoted to Penguins head coach in February 2009, Bylsma, 41, directed the team to its third Stanley Cup in franchise history - a feat previously accomplished by legendary coaches "Badger" Bob Johnson and Scott Bowman.

In his first two full seasons behind the bench, Bylsma (pronounced BYLE-zmuh) has recorded back-to-back 100-point seasons, has the best regular-season winning percentage (.653) in team history and is tied with Bowman for most postseason victories (23) and series victories (5). He also became the fifth-fastest head coach in NHL history to hit the 100-win mark (163 games). All-time under Bylsma, the Penguins boast a 114-56-19 regular-season record, making him the third-winningest coach in team history.

Bylsma, who signed a three-year contract extension through the 2013-14 season, orchestrated arguably his finest coaching season this year, steering the Penguins to a 49-25-8 record for 106 points (the 49 wins and 106 points both rank second in franchise history) and tied Philadelphia in points for the Atlantic Division title - the Flyers won the division based on tie breakers. The Penguins were in contention for the conference and division titles heading into the final weekend of the regular season despite the fact that the team suffered 350 man-games lost - including 119 games to the team's three best players: Sidney Crosby (41), Evgeni Malkin (39) and Jordan Staal (39 games). Bylsma directed the team to a 12-game winning streak, tying for second-best in franchise history, and a 15-game unbeaten streak. Pittsburgh posted a 24-11-6 road record for 54 points. The team's 54 road points are a new franchise record, while its 24 road wins tie for the team record (1992-93).

In 2009-10 Bylsma completed his first full NHL season behind the bench for Pittsburgh, leading the club to a 47-28-7 record for 101 points and finishing only two points behind New Jersey for the Atlantic Division title. Under Bylsma's leadership the Penguins set many milestones during the season, including tying a team record with seven straight road victories, becoming the second-fastest team in franchise history to 40 wins (66 games) and totaling the third-most wins (tied) in a season (47).

Bylsma began the 2008-09 season with the first head coaching assignment of his career - with the Wilkes-Barre/Scranton Penguins of the American Hockey League. He ended it by hoisting the Stanley Cup. In between, Bylsma authored one of the most spectacular coaching stories in the history of professional hockey.

The Grand Haven, Mich. native was promoted to Pittsburgh on Feb. 15, 2009, and took over a club that was 10th in the overall Eastern Conference standings and facing questions as to whether a playoff berth was even a practical option. But he accepted the challenge with his trademark optimism, passion and raw determination.

Unleashing a swift, skilled team that was built to go on the attack, imploring his players to play on their toes, not on their heels," Bylsma led the Penguins to an 18-3-4 record in 25 games, rising from 10th place to fourth in the conference and garnering not only a playoff spot, but home-ice advantage in the first round.

In the playoffs, Bylsma's team showed a steely resolve, clinching all four series on the road and twice rallying from 2-0 series deficits (against Washington in the second round and Detroit in the Stanley Cup Final). The Penguins beat the defending champion Red Wings four times in the last five games to claim the Cup, including a nerve-racking Game 7 at Detroit's Joe Louis Arena - and became the first team in professional sports since 1979 to win Game 7 of a championship round on the road.

In the process Bylsma became the 14th rookie head coach, and just the fourth in the past 50 years, to capture the Stanley Cup. Of those 14, only Montreal's Al MacNeil (1970-71) took over mid-season.

Bylsma played nine NHL seasons as a right winger with Los Angeles and Anaheim from 1995-2004. He played 429 NHL regular-season games, recording 19 goals and 62 points, and also played in the 2003 Stanley Cup Final with Anaheim.

He began his coaching career as an assistant with the Cincinnati Mighty Ducks of the AHL in 2004-05 and made his NHL coaching debut as an assistant with the New York Islanders in 2005-06.

Bylsma was an assistant coach at Wilkes-Barre/Scranton for two seasons from 2006-08 and was named head coach at the start of the 2008-09 season. He went 35-16-1-2 in 54 games with WBS before being promoted to Pittsburgh.

He played four seasons of college hockey at Bowling Green.

Dan and his wife, Mary Beth, have one son and reside in the North Hills.



## TONY GRANATO

### ASSISTANT COACH

Tony Granato completed his second season on the Penguins' coaching staff. Granato, among his many responsibilities, works with the Penguins' forwards and penalty killing units. He oversaw the NHL's No. 1-ranked penalty killing group with an 86.1-percent success rate.

Prior to joining the Penguins, Granato spent six seasons behind the bench for the Colorado Avalanche and served two stints as Avalanche head coach from 2002-04 and 2008-09. Granato compiled a 215-104-17-16 record and led Colorado to a Northwest Division title in 2003.

Granato, 46, joined the Avalanche organization in June 2002 as an assistant coach. He was elevated to head coach on Dec. 18, 2002 and led the club to a 32-11-4-4 mark en route to its ninth consecutive division title. The following season Granato steered the Avalanche to a 40-22-13-7 finish and an appearance in the Western Conference semifinals.

The Downers Grove, Illinois native served as an assistant coach for the Avalanche from 2005-08. Granato was promoted to his second tenure as the club's head coach in 2008-09 and oversaw the development of a young Colorado team.

Granato played 13 seasons in the NHL with the NY Rangers (1988-90), Los Angeles (1990-96) and San Jose (1996-2001). In 1997, he played in the NHL All-Star Game and was the recipient of the Bill Masterton Memorial Trophy for overcoming a near career-ending brain injury. In 773 career games, the feisty forward posted 248 goals, 492 points and 1,425 penalty minutes. He tallied 16 goals, 43 points and 141 penalty minutes in 79 career postseason games and helped lead Los Angeles to a Stanley Cup Final berth in 1993.

Granato played four years at the University of Wisconsin and was inducted into the Badgers' Hall of Fame in 2000. Granato also played for the U.S. National team in 1987-88 and represented his country in the 1988 Olympic Games in Calgary.

Tony and his wife, Linda, are the parents of four children and reside in the South Hills.



## TODD REIRDEN

### ASSISTANT COACH

Todd Reirden finished his first season as an assistant coach with the Penguins, joining Pittsburgh's coaching staff on July 31, 2010 after coaching with the Wilkes-Barre/Scranton Penguins the previous two seasons. Reirden, an NHL defenseman for parts of five seasons, works closely with the team's defensemen.

Reirden, 39, completed his first full season as WBS head coach in 2009-10, leading a young and inexperienced team to an impressive 41-34-2-3 record, finishing third in the East Division, and earning a berth in the Calder Cup playoffs.

Reirden joined the Penguins organization August 18, 2008 as an assistant coach in WBS. A few months later he was promoted to interim head coach following Dan Bylsma's promotion to Pittsburgh in February 2009. Reirden guided WBS to a 14-9-3 mark in the final 26 games, and advanced to the second round of the AHL playoffs. Reirden then joined Pittsburgh's extended playoff coaching staff and helped the team win the Stanley Cup championship in 2009.

Prior to joining the Penguins organization, Reirden spent one season as an assistant coach with the Bowling Green Falcons (CCHA) - his alma mater. He was a teammate of Bylsma's during the 1990-91 and 1991-92 seasons at Bowling Green.

Selected by New Jersey in the 12th round (242nd overall) of the 1990 NHL Draft, Reirden played professionally for 13 seasons, retiring after the 2006-07 campaign with Graz EC of the Austrian Hockey League. He appeared in 183 NHL games with Edmonton, St. Louis, Atlanta and Phoenix, recording 46 points (11+35) and 181 penalty minutes.

Todd and his wife, Shelby, have one son.



## GILLES MELOCHE

### GOALTENDING COACH

Former NHL goaltender Gilles Meloche finished his fifth season as the Penguins' full-time goaltending coach and 25th with the organization.

Meloche has been instrumental in the development of Marc-Andre Fleury into a Stanley Cup-winning netminder.

Meloche, 60, served as a Penguins scout from 1989-2006 and also doubled as a goaltending coach/consultant during much of that time. He was part of the staff when the Penguins won Stanley Cups in 1991 and 1992.

A native of Montreal, Quebec, Meloche spent 18 seasons as an NHL goaltender with Chicago, California, Cleveland, Minnesota and Pittsburgh. He played the final three seasons of his career in Pittsburgh following a 1985 trade.

Meloche appeared in 788 NHL games during his career, posting a record of 270-351-131 with a 3.64 goals-against average. In 45 career playoff games, he posted a 21-19 record and a 3.48 goals-against average.

Gilles and his wife, Sophie, reside in Pittsburgh. His son, Eric, is a pro player who played in the Penguins organization from 2000-04.



## CRAIG ADAMS • 27

**Position:** RW**Shoots:** Right**Ht:** 6-0**Wt:** 197**DOB:** 4/26/77**Birthplace:** Seria, Brunei Darussalam**Acquired:** Claimed off waivers from the Chicago Blackhawks on March 4, 2009.
[pittsburghpenguins.com/craigadams](http://pittsburghpenguins.com/craigadams)

**2010-11:** Veteran forward completed his 10th NHL season with four goals and 15 points in 80 games for Pittsburgh ... Two of his three goals were scored shorthanded ... Was a key component of the NHL's No. 1 ranked penalty kill unit, seeing 3:05 shorthanded minutes per game - most among forwards ... Led all forwards with 64 blocked shots ... Finished fourth on the team with 171 hits ... Tied a career high with three points (1+2) at Tampa Bay Oct. 27 ... Scored the Penguins' lone goal in 1-0 defeat of NY Islanders Jan. 25 ... Appeared in 600th career NHL game at Dallas Nov. 3.

**NHL CAREER:** Veteran forward has played in 669 career NHL games in 10 seasons, totaling 115 points (41+74) and won the Stanley Cup twice: 2009 with Pittsburgh and 2006 as a member of the Carolina Hurricanes ... Appeared in all 24 playoff games for Pittsburgh in its title season, and all 25 postseason games during Carolina's championship run ... Notched a critical goal for Pittsburgh in Cup-winning season in conference semifinals at Washington in Game 7, his first career postseason goal ... Netted his first career two-point playoff game with a goal and an assist in Game 3 at Carolina in Eastern Conference Finals ... Best regular season was 2005-06 when he posted career highs in goals (10), assists (11) and points (21) ... Netted first career goal (and point) Nov. 10, 2000 vs. Toronto ... Made his NHL debut Oct. 24, 2000 vs. San Jose ... Originally drafted by the Hartford Whalers in the ninth round (223rd overall) of the 1996 NHL Entry Draft.


**COLLEGE:** Spent four seasons at Harvard University (1995-99), collecting 29 goals, 33 assists, 62 points and 157 penalty minutes in 109 career games ... Posted 23 points (9+14) and 53 penalty minutes during his senior campaign.

**PERSONAL:** Nickname - "Addsy" ... Born in Seria, Brunei on the island of Borneo in the South China Sea, where his father was working for Shell at the time ... Raised in Calgary ... Favorites include: player growing up - Wendel Clark; movie - Snatch; band - The Tragically Hip; food - lamb; book - Papillon; road city - Calgary; road arena - Bell Centre in Montreal ... Majored in history at Harvard and speaks French ... He and his wife, Anne, have one son, Rhys Argeo, and one daughter, Francesca Alice ... Anne's father is Paul Cellucci, the former Governor of Massachusetts and former U.S. Ambassador to Canada ... Signed through 2010-11.

## CAREER VS. NHL

	GP	G	A	PTS	PIM
ANA	15	0	4	4	5
ATL	45	5	2	7	34
BOS	30	1	3	4	29
BUF	29	3	2	5	13
CGY	10	1	1	2	5
CAR	10	0	1	1	0
CHI	7	3	1	4	8
COL	11	1	0	1	12
CBJ	19	3	4	7	6
DAL	12	0	1	1	5
DET	17	0	1	1	2
EDM	8	2	1	3	6
FLA	44	4	5	9	32
LAK	13	0	0	0	2
MIN	12	1	2	3	0
MON	27	2	5	7	45
NSH	12	0	0	0	6
NJD	34	1	4	5	26
NYI	34	2	5	7	46
NYR	33	4	3	7	4
OTT	30	1	5	6	16
PHI	36	1	3	4	36
PHX	15	0	2	2	23
PIT	19	0	4	4	16
SJS	13	1	1	2	23
STL	13	1	2	3	22
TBL	41	1	6	7	29
TOR	29	1	2	3	24
VAN	9	1	1	2	12
WSH	42	1	3	4	44
<b>Totals</b>	<b>669</b>	<b>41</b>	<b>74</b>	<b>115</b>	<b>531</b>

## CAREER HIGHS

**Goals:** 2 (1 time), 3/10/03 vs. CBJ**Assists:** 3 (1 time), 12/6/05 at ANA**Points:** 3 (4 times), 10/27/10 at TB (1+2)**SOG:** 6 (3 times), 12/16/08 at EDM**PIM:** 17 (2 times), 2/11/11 at NYI



## CAREER STATISTICS

YEAR	TEAM	LEAGUE	REGULAR SEASON										PLAYOFFS				
			GP	G	A	PTS	PIM	+/-	PP	SH	GW	S	GP	G	A	PTS	PIM
1995-96	Harvard	ECAC	34	8	9	17	56	--	--	--	--	--	--	--	--	--	--
1996-97	Harvard	ECAC	32	6	4	10	36	--	--	--	--	--	--	--	--	--	--
1997-98	Harvard	ECAC	12	6	6	12	12	--	--	--	--	--	--	--	--	--	--
1998-99	Harvard	ECAC	31	9	14	23	53	--	--	--	--	--	--	--	--	--	--
1999-00	Cincinnati	IHL	73	12	12	24	124	-3	0	1	2	97	8	0	1	1	14
2000-01	Carolina	NHL	44	1	0	1	20	-7	0	0	0	15	3	0	0	0	0
	Cincinnati	IHL	4	0	1	1	9	0	0	0	0	3	1	0	0	0	2
2001-02	Carolina	NHL	33	0	1	1	38	2	0	0	0	17	1	0	0	0	0
	Lowell	AHL	22	5	4	9	51	2	0	1	1	--	--	--	--	--	--
2002-03	Carolina	NHL	81	6	12	18	71	-11	1	0	1	107	--	--	--	--	--
2003-04	Carolina	NHL	80	7	10	17	69	-5	0	1	0	110	--	--	--	--	--
2004-05	Milano	ITALY	30	15	14	29	57	--	--	--	--	--	15	4	7	11	26
2005-06	Carolina	NHL	67	10	11	21	51	1	1	1	2	68	25	0	0	0	10
	Lowell	AHL	13	4	3	7	20	-1	1	1	0	--	--	--	--	--	--
2006-07	Carolina	NHL	82	7	7	14	54	-9	0	1	1	71	--	--	--	--	--
2007-08	Carolina	NHL	40	2	3	5	34	-8	0	0	0	31	--	--	--	--	--
	Chicago	NHL	35	2	4	6	24	-8	0	1	1	32	--	--	--	--	--
2008-09	Chicago	NHL	36	2	4	6	22	-3	1	0	0	38	--	--	--	--	--
	PITTSBURGH	NHL	9	0	1	1	0	0	0	0	0	9	24	3	2	5	16
2009-10	PITTSBURGH	NHL	82	0	10	10	72	-5	0	0	0	84	13	2	1	3	15
2010-11	PITTSBURGH	NHL	80	4	11	15	76	-5	0	2	1	90	--	--	--	--	--
NHL TOTALS			669	41	74	115	531	-58	3	6	6	672	66	5	3	8	41
PITTSBURGH TOTALS			171	4	22	26	148	-10	0	2	1	183	37	5	3	8	31

27

CRAIG ADAMS • RW

GAME # TEAM/ PLAYER	DATE	OPP.	G	A	P	PIM	SHIFTS	TOI	F/O WON	F/O LOST	SHOTS	B/S	Hits	+/-	REMARKS	
1/1	10/7	PHI	0	0	0	0	12	10:06	0	1	2	0	2	-1		
2/2	10/9	MTL	0	0	0	0	14	10:20	1	2	1	2	3	E		
3/3	10/11	@NJD	0	0	0	0	13	11:03	1	1	0	0	0	1		
4/4	10/13	TOR	0	0	0	0	10	08:43	1	4	0	0	3	-1		
5/	10/15	NYI	-	-	-	-	-	-	-	-	-	-	-	-	DND	
6/	10/16	@PHI	-	-	-	-	-	-	-	-	-	-	-	-	DND	
7/5	10/18	OTT	0	1	1	0	19	13:04	3	4	1	0	2	1		
8/6	10/21	@NSH	0	0	0	0	15	12:07	3	2	0	1	1	E		
9/7	10/23	@STL	0	0	0	5	17	10:50	1	4	1	0	3	E		
10/8	10/27	@TBL	1	SH	2	1SH	3	2	15	10:44	6	4	2	1	3	CAREER-HIGH (TIED) 3 POINTS
11/9	10/29	PHI	0	0	0	0	14	09:03	3	5	1	0	2	E		
12/10	10/30	@CAR	0	0	0	0	16	13:44	3	2	1	2	4	E		
13/11	11/3	@DAL	0	0	0	0	16	11:28	0	2	0	2	0	E	600th CAREER NHL GAME	
14/12	11/5	@ANA	0	0	0	0	11	10:00	0	1	2	0	2	-1		
15/13	11/6	@PHX	0	0	0	0	15	11:13	2	3	1	1	1	-1		
16/14	11/10	BOS	0	0	0	0	16	10:23	3	3	1	2	2	E		
17/15	11/12	TBL	0	0	0	0	17	13:55	4	3	2	1	2	1		
18/16	11/13	@ATL	0	0	0	0	19	13:26	4	3	1	1	4	-2		
19/17	11/15	NYR	0	0	0	0	9	07:24	4	0	0	1	1	E		
20/18	11/17	VAN	0	0	0	5	17	11:47	0	7	1	0	1	E		
21/19	11/19	CAR	0	0	0	0	14	12:30	2	4	0	1	0	-1		
22/20	11/22	@FLA	0	0	0	2	18	13:10	2	7	0	1	3	E		
23/21	11/24	@BUF	0	0	0	0	14	11:35	10	3	1	0	1	E		
24/22	11/26	OTT	0	0	0	0	14	09:11	1	2	0	0	3	-1		
25/23	11/27	CGY	0	0	0	0	18	13:09	4	6	3	1	3	2		
26/24	11/29	@NYR	0	0	0	0	16	10:17	2	3	0	0	5	-1		
27/25	12/2	ATL	0	0	0	0	15	10:13	3	4	0	2	2	E		
28/26	12/4	@CBJ	0	1	1	2	20	14:26	6	2	1	0	1	1		
29/27	12/6	NJD	0	0	0	2	15	10:09	2	7	0	0	3	E		
30/28	12/8	TOR	0	0	0	2	18	12:18	2	4	3	1	1	-1		
31/29	12/11	@BUF	0	2	2	2	18	13:00	3	1	1	0	1	3		
32/30	12/14	@PHI	0	0	0	0	15	11:36	2	3	0	0	2	E		
33/31	12/15	NYR	0	0	0	0	12	09:51	2	2	2	0	2	E		
34/32	12/20	PHX	0	0	0	14	21	14:09	0	6	1	0	2	-1		
35/33	12/22	FLA	0	0	0	0	15	12:41	3	4	2	2	4	-1		
36/34	12/23	@WSH	0	0	0	0	12	12:48	7	5	1	4	1	E		
37/35	12/26	@OTT	0	0	0	0	12	08:06	2	6	1	0	1	E		
38/36	12/28	ATL	1	SH	0	1	0	18	15:46	2	6	1	1	4	E	
39/37	12/29	@NYI	0	0	0	5	13	11:20	5	4	2	0	2	E		
40/38	1/1	WSH	0	0	0	0	12	08:13	0	2	0	1	7	E		
41/39	1/5	TBL	0	0	0	0	19	12:11	1	2	2	0	5	-1		
Half- Season Totals			2	6	8	41	594	11:26	100	134	38	28	89	-1		



27

CRAIG ADAMS • RW

GAME # TEAM/ PLAYER	DATE	OPP.	G	A	P	PIM	SHIFTS	TOI	F/O WON	F/O LOST	SHOTS	B/S	Hits	+/-	REMARKS
42/40	1/6	@MTL	0	0	0	0	12	12:17	2	1	1	2	3	E	
43/41	1/8	MIN	0	0	0	0	17	14:45	3	6	0	1	3	-1	
44/42	1/10	BOS	0	0	0	0	15	09:51	1	2	2	2	2	E	
45/43	1/12	@MTL	0	0	0	0	13	10:50	1	1	0	1	2	-1	
46/44	1/15	BOS	0	0	0	5	17	10:40	1	0	1	2	1	-1	
47/45	1/18	DET	0	0	0	0	17	10:40	1	2	1	0	2	E	
48/46	1/20	@NJD	0	0	0	0	17	14:53	3	3	0	0	2	E	
49/47	1/22	CAR	0	0	0	0	18	15:45	0	1	0	0	2	-1	
50/48	1/25	NYI	1	0	1	0	13	10:21	0	2	2	1	3	1	GWG
51/49	2/1	@NYR	0	0	0	0	26	16:54	4	6	3	0	2	1	
52/50	2/2	NYI	0	1	1	0	18	11:39	4	3	2	1	1	1	
53/51	2/4	BUF	0	0	0	0	15	12:44	1	1	2	2	4	E	
54/52	2/6	@WSH	0	0	0	0	16	12:52	2	4	0	2	1	-1	
55/53	2/8	CBJ	0	0	0	0	17	12:50	0	2	2	1	1	E	
56/54	2/10	LAK	0	0	0	0	17	14:45	4	2	0	0	1	E	
57/55	2/11	@NYI	0	0	0	17	12	08:31	5	3	1	2	1	-1	
58/56	2/13	@NYR	0	0	0	0	17	12:40	3	4	1	1	4	E	
59/57	2/16	@COL	0	0	0	2	22	18:27	5	6	2	1	2	-1	
60/58	2/20	@CHI	0	0	0	2	18	14:36	5	8	0	1	3	-2	
61/59	2/21	WSH	0	0	0	0	19	13:22	5	10	0	1	2	E	
62/60	2/23	SJS	0	0	0	2	19	13:02	3	6	0	4	2	1	
63/61	2/25	@CAR	0	0	0	0	14	11:59	1	3	1	2	2	-1	
64/62	2/26	@TOR	0	0	0	0	16	12:37	0	3	1	0	2	1	
65/63	3/2	@TOR	0	0	0	0	15	13:32	2	6	3	1	1	1	
66/64	3/4	@NJD	0	0	0	0	15	13:44	2	2	1	2	2	-1	
67/65	3/5	BOS	0	0	0	4	16	13:06	2	5	4	0	1	-1	
68/66	3/8	BUF	0	0	0	0	14	09:59	0	1	1	0	2	E	
69/67	3/12	MTL	0	0	0	0	15	12:10	1	0	0	0	1	-1	
70/68	3/13	EDM	0	1	1	0	17	13:22	2	2	1	1	1	1	
71/69	3/15	@OTT	0	0	0	0	15	10:26	1	2	3	0	1	E	
72/70	3/20	NYR	0	0	0	0	15	10:57	5	0	3	0	3	-1	
73/71	3/21	@DET	0	1	1	0	15	11:38	2	5	1	0	2	1	
74/72	3/24	@PHI	0	0	0	0	18	14:43	3	6	2	1	3	E	
75/73	3/25	NJD	0	0	0	0	19	15:03	1	3	3	0	1	E	
76/74	3/27	FLA	0	0	0	0	17	12:30	4	6	2	0	3	E	
77/75	3/29	PHI	0	0	0	0	15	13:30	1	3	1	3	1	-1	
78/76	3/31	@TBL	0	0	0	0	12	08:33	4	1	0	0	1	E	
79/77	4/2	@FLA	1	0	1	2	18	14:58	3	2	2	0	6	1	
80/78	4/5	NJD	0	1	SH	1	0	15:08	2	4	0	0	2	1	
81/	4/8	@NYI	0	1	1	0	17	13:42	1	6	2	1	1	E	
82/	4/10	@ATL	0	0	0	0	19	14:56	4	4	1	0	2	1	
Second- Half Totals			2	5	7	34	674	12:54	94	137	52	36	82	-4	
Final Totals			4	11	15	75	1268	12:11	194	271	90	64	171	-5	

# ARRON ASHAM • 45

**Position:** RW**Shoots:** Right**Ht:** 5-11**Wt:** 205**DOB:** 4/13/78**Birthplace:** Portage La Prairie, MB**Acquired:** Signed as a free agent on August 20, 2010.
[pittsburghpenguins.com/arronasham](http://pittsburghpenguins.com/arronasham)

**2010-11:** Feisty, rugged winger completed his first season with Pittsburgh after signing in the offseason ... Posted 11 points (5+6) and 46 penalty minutes in 44 games ... Added physical presence to the lineup with 107 hits - 2.4 avg. per game ... Recorded his 100th career NHL assist at Atlanta Nov. 13 ... Battled various injuries throughout the season.

**NHL CAREER:** Played 11 NHL seasons with Montreal, NY Islanders, New Jersey, Philadelphia and Pittsburgh ... Totaled 87 goals, 103 assists, 190 points and 864 penalty minutes in 692 games ... Hit double digits in goals four times in career, and has topped 100 PIMs three times ... Has 13 points (6+7) in 52 postseason contests ... Originally drafted by Montreal in the third round (71st overall) of the 1996 NHL Entry Draft ... Made NHL debut with Montreal against Pittsburgh Nov. 28, 1998 ... Notched first point (assist) Dec. 18, 1999 at Toronto, and first goal Dec. 29, 1999 against Ottawa's Patrick Lalime.

**JUNIOR:** Played four seasons with Red Deer of the Western Hockey League ... In 266 career games, he posted 131 goals, 161 assists, 292 points and 602 penalty minutes ... In 1996-97 season set regular-season career highs in goals (45), assists (51) and points (96), and career postseason highs in goals (12), assists (14) and points (26).

**PERSONAL:** Nickname - "Ash" ... Has his own charity called "Arron's Chance 2 Play Hockey" (chance2play.com) ... Big Johnny Cash fan ... Favorite TV show is Seinfeld ... Would like to be on stage at an AC/DC concert ... If he could be any other athlete for the day, would be Derek Jeter ... Would live in New Zealand if he could live anywhere in the world for one year ... Has three children - one son, Dexter, and two daughters, Azilyn and Oceane ... Signed through 2010-11.



## CAREER VS. NHL

	GP	G	A	PTS	PIM
ANA	9	1	2	3	9
ATL	31	4	7	11	73
BOS	38	4	4	8	46
BUF	34	7	12	19	44
CGY	10	1	2	3	2
CAR	37	2	4	6	72
CHI	7	1	6	7	8
COL	8	1	1	2	7
CBJ	8	2	0	2	4
DAL	11	1	1	2	9
DET	11	1	1	2	9
EDM	10	1	1	2	7
FLA	36	6	3	9	23
LAK	9	4	0	4	5
MIN	11	1	2	3	27
MON	28	4	4	8	6
NSH	9	1	2	3	12
NJD	46	1	5	6	76
NYI	30	4	3	7	40
NYR	52	7	6	13	51
OTT	31	8	3	11	29
PHI	42	3	5	8	66
PHX	10	0	2	2	9
PIT	45	6	11	17	59
SJS	9	1	0	1	2
STL	10	1	1	2	20
TBL	35	2	3	5	54
TOR	33	6	7	13	41
VAN	11	3	1	4	14
WSH	31	3	4	7	40
<b>Totals</b>	<b>692</b>	<b>87</b>	<b>103</b>	<b>190</b>	<b>864</b>

## CAREER HIGHS

**Goals:** 2 (7 times), 3/14/09 vs. NYR**Assists:** 4 (1 time), 3/25/03 at CHI**Points:** 5 (1 time), 3/25/03 at CHI (1+4)**SOG:** 6 (1 time), 12/3/02 vs. VAN**PIM:** 17 (3 times), 11/28/09 at ATL



## CAREER STATISTICS

YEAR	TEAM	LEAGUE	REGULAR SEASON										PLAYOFFS				
			GP	G	A	PTS	PIM	+/-	PP	SH	GW	S	GP	G	A	PTS	PIM
1994-95	Red Deer	WHL	62	11	16	27	126	--	--	--	--	--	--	--	--	--	--
	Canada	U-18	5	2	3	5	4	--	--	--	--	--	--	--	--	--	--
1995-96	Red Deer	WHL	70	32	45	77	174	--	--	--	--	--	10	6	3	9	20
1996-97	Red Deer	WHL	67	45	51	96	149	--	--	--	--	--	16	12	14	26	36
1997-98	Red Deer	WHL	67	43	49	92	153	-3	16	2	4	--	5	0	2	2	8
	Fredericton	AHL	2	1	1	2	0	--	--	--	--	--	2	0	1	1	0
1998-99	Montreal	NHL	7	0	0	0	0	-4	0	0	0	5	--	--	--	--	--
	Fredericton	AHL	60	16	18	34	118	--	--	--	--	--	13	8	6	14	11
1999-00	Montreal	NHL	33	4	2	6	24	-7	0	1	1	29	--	--	--	--	--
	Quebec	AHL	13	4	5	9	32	-1	1	0	2	18	2	0	0	0	2
2000-01	Montreal	NHL	46	2	3	5	59	-9	0	0	0	32	--	--	--	--	--
	Quebec	AHL	15	7	9	16	51	2	6	0	0	39	7	1	2	3	2
2001-02	Montreal	NHL	35	5	4	9	55	7	0	0	0	30	3	0	1	1	0
	Quebec	AHL	24	9	14	23	35	1	2	0	2	--	--	--	--	--	--
2002-03	NY Islanders	NHL	78	15	19	34	57	1	4	0	1	114	5	0	0	0	16
2003-04	NY Islanders	NHL	79	12	12	24	92	-12	1	0	0	108	5	0	1	1	4
2004-05	ECH Visp	Swiss-2	5	2	4	6	6	--	--	--	--	--	--	--	--	--	--
2005-06	NY Islanders	NHL	63	9	15	24	103	-5	2	1	0	99	--	--	--	--	--
2006-07	NY Islanders	NHL	80	11	12	23	63	3	0	0	2	85	5	1	0	1	0
2007-08	New Jersey	NHL	77	6	4	10	84	-6	0	0	2	68	5	0	1	1	2
2008-09	Philadelphia	NHL	78	8	12	20	155	0	0	0	1	74	6	1	1	2	6
2009-10	Philadelphia	NHL	72	10	14	24	126	-2	0	0	2	91	23	4	3	7	10
2010-11	PITTSBURGH	NHL	44	5	6	11	46	0	0	0	0	60	--	--	--	--	--
NHL TOTALS			692	87	103	190	864	-34	7	2	9	795	52	6	7	13	38
PITTSBURGH TOTALS			44	5	6	11	46	0	0	0	0	60	--	--	--	--	--

45 **ARRON ASHAM • RW**

GAME # TEAM/ PLAYER	DATE	OPP.	G	A	P	PIM	SHIFTS	TOI	F/O WON	F/O LOST	SHOTS	B/S	Hits	+/-	REMARKS
1/	10/7	PHI	-	-	-	-	-	-	-	-	-	-	-	-	INJ
2/	10/9	MTL	-	-	-	-	-	-	-	-	-	-	-	-	INJ
3/	10/11	@NJD	-	-	-	-	-	-	-	-	-	-	-	-	INJ
4/	10/13	TOR	-	-	-	-	-	-	-	-	-	-	-	-	INJ
5/	10/15	NYI	-	-	-	-	-	-	-	-	-	-	-	-	INJ
6/	10/16	@PHI	-	-	-	-	-	-	-	-	-	-	-	-	INJ
7/	10/18	OTT	-	-	-	-	-	-	-	-	-	-	-	-	INJ
8/	10/21	@NSH	-	-	-	-	-	-	-	-	-	-	-	-	INJ
9/	10/23	@STL	-	-	-	-	-	-	-	-	-	-	-	-	INJ
10/1	10/27	@TBL	0	0	0	0	13	11:01	-	-	1	0	4	E	1st GAME W/ PENS
11/2	10/29	PHI	0	0	0	0	17	14:30	-	-	1	0	4	1	
12/3	10/30	@CAR	0	1	1	0	15	11:19	-	-	2	1	2	1	1ST POINT W/ PENGUINS
13/4	11/3	@DAL	0	0	0	4	16	11:16	-	-	1	0	7	E	
14/5	11/5	@ANA	0	0	0	0	15	12:05	-	-	1	0	3	E	
15/6	11/6	@PHX	0	1	1	2	15	10:44	-	-	2	1	3	-1	
16/7	11/10	BOS	1	0	1	7	15	10:11	1	1	3	1	3	-2	1st GOAL W/ PENS
17/8	11/12	TBL	0	0	0	0	11	07:34	-	-	0	0	3	E	
18/9	11/13	@ATL	0	1	1	0	14	09:11	0	1	0	0	1	2	100th NHL ASSIST
19/10	11/15	NYR	0	0	0	0	12	10:23	-	-	3	0	1	E	
20/11	11/17	VAN	1	0	1	0	14	09:29	0	1	1	1	4	E	
21/12	11/19	CAR	0	0	0	0	10	08:25	-	-	1	0	3	-1	
22/13	11/22	@FLA	0	0	0	0	11	08:16	-	-	1	2	1	E	
23/	11/24	@BUF	-	-	-	-	-	-	-	-	-	-	-	-	DND
24/14	11/26	OTT	0	0	0	0	8	05:50	-	-	0	0	0	-1	
25/15	11/27	CGY	1	0	1	0	11	08:17	-	-	4	0	2	1	
26/	11/29	@NYR	-	-	-	-	-	-	-	-	-	-	-	-	INJ
27/16	12/2	ATL	0	1	1	5	12	08:28	-	-	1	1	3	1	
28/17	12/4	@CBJ	0	0	0	0	15	11:45	-	-	3	0	2	1	
29/18	12/6	NJD	0	0	0	0	15	10:22	-	-	1	0	0	E	
30/19	12/8	TOR	0	0	0	7	16	10:48	-	-	1	0	4	E	
31/20	12/11	@BUF	1	0	1	0	12	09:36	-	-	3	1	2	1	
32/21	12/14	@PHI	0	0	0	0	14	09:41	-	-	1	1	1	E	
33/22	12/15	NYR	0	0	0	5	16	11:59	0	1	3	0	3	-1	
34/23	12/20	PHX	0	0	0	0	15	10:34	-	-	0	0	1	-1	
35/24	12/22	FLA	0	0	0	0	7	07:03	-	-	1	0	0	1	
36/	12/23	@WSH	-	-	-	-	-	-	-	-	-	-	-	-	INJ
37/	12/26	@OTT	-	-	-	-	-	-	-	-	-	-	-	-	INJ
38/25	12/28	ATL	0	0	0	2	12	09:40	-	-	1	0	2	-1	
39/26	12/29	@NYI	0	0	0	0	13	11:59	-	-	3	0	4	E	
40/27	1/1	WSH	0	0	0	0	7	04:37	-	-	0	0	1	E	
41/	1/5	TBL	-	-	-	-	-	-	-	-	-	-	-	-	DND
Half- Season Totals			4	4	8	32	351	09:49	1	4	39	9	64	1	



## 45 ARRON ASHAM • RW

GAME # TEAM/ PLAYER	DATE	OPP.	G	A	P	PIM	SHIFTS	TOI	F/O WON	F/O LOST	SHOTS	B/S	Hits	+/-	REMARKS
42/28	1/6	@MTL	1	0	1	0	14	11:29	1	1	5	0	5	1	
43/29	1/8	MIN	0	0	0	0	11	09:12	-	-	1	0	2	E	
44/	1/10	BOS	-	-	-	-	-	-	-	-	-	-	-	-	INJ
45/30	1/12	@MTL	0	0	0	0	11	09:07	-	-	1	2	0	-1	
46/31	1/15	BOS	0	0	0	0	10	07:09	-	-	2	0	1	-1	
47/32	1/18	DET	0	0	0	0	13	09:13	-	-	0	1	2	E	
48/33	1/20	@NJD	0	0	0	0	14	10:59	-	-	2	0	3	E	
49/34	1/22	CAR	0	0	0	0	13	10:16	-	-	2	0	5	-1	
50/35	1/25	NYI	0	1	1	5	11	09:29	-	-	1	0	4	1	
51/36	2/1	@NYR	0	0	0	0	9	02:33	-	-	0	0	1	E	
52/	2/2	NYI	-	-	-	-	-	-	-	-	-	-	-	-	INJ
53/	2/4	BUF	-	-	-	-	-	-	-	-	-	-	-	-	INJ
54/	2/6	@WSH	-	-	-	-	-	-	-	-	-	-	-	-	INJ
55/	2/8	CBJ	-	-	-	-	-	-	-	-	-	-	-	-	INJ
56/	2/10	LAK	-	-	-	-	-	-	-	-	-	-	-	-	INJ
57/	2/11	@NYI	-	-	-	-	-	-	-	-	-	-	-	-	INJ
58/	2/13	@NYR	-	-	-	-	-	-	-	-	-	-	-	-	INJ
59/	2/16	@COL	-	-	-	-	-	-	-	-	-	-	-	-	INJ
60/	2/20	@CHI	-	-	-	-	-	-	-	-	-	-	-	-	INJ
61/	2/21	WSH	-	-	-	-	-	-	-	-	-	-	-	-	INJ
62/	2/23	SJS	-	-	-	-	-	-	-	-	-	-	-	-	INJ
63/	2/25	@CAR	-	-	-	-	-	-	-	-	-	-	-	-	INJ
64/	2/26	@TOR	-	-	-	-	-	-	-	-	-	-	-	-	INJ
65/	3/2	@TOR	-	-	-	-	-	-	-	-	-	-	-	-	INJ
66/	3/4	@NJD	-	-	-	-	-	-	-	-	-	-	-	-	INJ
67/	3/5	BOS	-	-	-	-	-	-	-	-	-	-	-	-	INJ
68/	3/8	BUF	-	-	-	-	-	-	-	-	-	-	-	-	INJ
69/	3/12	MTL	-	-	-	-	-	-	-	-	-	-	-	-	INJ
70/	3/13	EDM	-	-	-	-	-	-	-	-	-	-	-	-	INJ
71/	3/15	@OTT	-	-	-	-	-	-	-	-	-	-	-	-	INJ
72/	3/20	NYR	-	-	-	-	-	-	-	-	-	-	-	-	INJ
73/37	3/21	@DET	0	0	0	0	9	06:46	-	-	0	1	4	E	
74/38	3/24	@PHI	0	0	0	2	13	09:15	-	-	1	0	4	E	
75/39	3/25	NJD	0	0	0	0	10	07:41	0	1	1	0	1	E	
76/40	3/27	FLA	0	0	0	0	12	09:35	-	-	1	2	3	E	
77/41	3/29	PHI	0	0	0	0	10	09:38	-	-	0	0	2	-1	
78/	3/31	@TBL	-	-	-	-	-	-	-	-	-	-	-	-	INJ
79/	4/2	@FLA	-	-	-	-	-	-	-	-	-	-	-	-	INJ
80/42	4/5	NJD	0	0	0	0	12	11:28	-	-	2	0	4	E	
81/	4/8	@NYI	0	1	1	5	15	10:15	-	-	1	0	2	1	
82/	4/10	@ATL	0	0	0	2	15	11:09	1	0	1	1	0	E	
Second- Half Totals			1	2	3	14	202	09:08	2	2	21	7	43	-1	
Final Totals			5	6	11	46	553	09:33	3	6	60	16	107	0	

# MIKE COMRIE • 19

**Position:** C**Shoots:** Left**Ht:** 5-10**Wt:** 185**DOB:** 9/11/80**Birthplace:** Edmonton, AB**Acquired:** Signed as an unrestricted free agent on September 3, 2010.
[pittsburghpenguins.com/mikecomrie](http://pittsburghpenguins.com/mikecomrie)

**2010-11:** Finished his first season with Penguins, notching six points (1+5) in 21 games ... Scored first goal as a Penguin in season finale April 10 at Atlanta ... Missed 51 games following hip surgery ... After lengthy rehab, returned to lineup March 25 vs. New Jersey.

**NHL CAREER:** Played 10 seasons with Edmonton, Philadelphia, Phoenix, Ottawa, NY Islanders and Pittsburgh ... Posted 168 goals, 197 assists, 365 points and 48 power-play goals in 589 games ... Notched 10 points (4+6) in 32 career postseason contests ... Has scored 20 or more goals five times and twice hit the 30-goal mark ... Broke into the NHL with hometown Oilers ... Set career highs with 33 goals and 60 points (tied) in 2001-02 ... Originally drafted by Edmonton in the third round (91st overall) of the 1999 NHL Entry Draft.

**INTERNATIONAL:** Represented Canada in three World Championships (2002, '03 and '06) ... Helped his country win gold in 2003 tournament with five points (3+2) in nine games.

**JUNIOR:** Played a partial season with Kootenay of the Western Hockey League before joining the Edmonton Oilers ... At time of his departure, led the WHL in scoring with 39 goals, 40 assists and 79 points in just 37 games played.

**COLLEGE:** Starred in two seasons with the University of Michigan ... Totaled 43 goals, 60 assists and 103 points in 82 career games ... In second and final season with Wolverines, led team in goals (24), assists (35) and points (59) ... His 59 points ranked fifth (tied) in the NCAA, and was named a finalist for the Hobey Baker Award ... Helped Michigan win the Central Collegiate Hockey Association playoff championship as a freshman ... Was named to CCHA All-Rookie Team, CCHA First All-Star Team and CCHA Rookie of the Year after posting 44 points (19+25).

**PERSONAL:** Favorite road cities - L.A. and New York ... Favorite TV show is Seinfeld ... Older brother, Paul, played 15 games for Edmonton, becoming the first brother duo to play for the Oilers ... Uncle Fred Comrie was drafted by Penguins in 1973 (eighth round, 119th overall), but never suited up for Pittsburgh ... Married to Hilary Duff, a popular singer and actress ... Signed through 2010-11.



## CAREER VS. NHL

	GP	G	A	PTS	PIM
ANA	27	6	11	17	16
ATL	17	8	4	12	27
BOS	17	2	4	6	24
BUF	20	6	5	11	30
CGY	24	5	7	12	18
CAR	17	4	6	10	9
CHI	18	4	4	8	4
COL	24	7	4	11	28
CBJ	21	6	10	16	12
DAL	28	5	9	14	18
DET	16	7	8	15	10
EDM	15	4	4	8	16
FLA	21	8	9	17	8
LAK	25	8	6	14	12
MIN	23	11	6	17	10
MON	23	7	10	17	17
NSH	19	6	7	13	12
NJD	20	5	6	11	15
NYI	9	2	5	7	0
NYR	20	5	6	11	10
OTT	11	2	6	8	4
PHI	19	3	6	9	8
PHX	15	3	9	12	12
PIT	17	4	3	7	26
SJS	26	11	5	16	29
STL	21	9	13	22	14
TBL	19	4	7	11	12
TOR	21	9	6	15	14
VAN	22	3	10	13	20
WSH	14	4	1	5	8
<b>Totals</b>	<b>589</b>	<b>168</b>	<b>197</b>	<b>365</b>	<b>443</b>

## CAREER HIGHS

**Goals:** 2 (19 times), 4/10/10 at LA**Assists:** 4 (1 time), 3/2/06 at DAL**Points:** 4 (2 times), 10/5/07 at BUF (2+2)**SOG:** 8 (2 times), 4/7/10 vs. COL**PIM:** 18 (1 time), 11/11/02 at BOS



## CAREER STATISTICS

YEAR	TEAM	LEAGUE	REGULAR SEASON										PLAYOFFS				
			GP	G	A	PTS	PIM	+/-	PP	SH	GW	S	GP	G	A	PTS	PIM
1998-99	Michigan	CCHA	42	19	25	44	38	--	--	--	--	--	--	--	--	--	--
1999-00	Michigan	CCHA	40	24	35	59	95	--	--	--	--	--	--	--	--	--	--
2000-01	Edmonton	NHL	41	8	14	22	14	6	3	0	1	62	6	1	2	3	0
	Kootenay	WHL	37	39	40	79	79	23	18	4	6	--	--	--	--	--	--
2001-02	Edmonton	NHL	82	33	27	60	45	16	8	0	5	170	--	--	--	--	--
	Canada	WC	7	1	2	3	10	--	--	--	--	--	--	--	--	--	--
2002-03	Edmonton	NHL	69	20	31	51	90	-18	8	0	6	170	6	1	0	1	10
	Canada	WC	9	3	2	5	6	--	--	--	--	--	--	--	--	--	--
2003-04	Philadelphia	NHL	21	4	5	9	12	2	0	0	1	36	--	--	--	--	--
	Phoenix	NHL	28	8	7	15	16	-8	1	1	1	65	--	--	--	--	--
2004-05	Farjestads	Swiss	10	1	6	7	10	--	--	--	--	--	--	--	--	--	--
2005-06	Phoenix	NHL	80	30	30	60	55	2	10	0	4	190	--	--	--	--	--
	Canada	WC	9	3	1	4	10	--	--	--	--	--	--	--	--	--	--
2006-07	Phoenix	NHL	24	7	13	20	20	1	4	0	1	38	--	--	--	--	--
	Ottawa	NHL	41	13	12	25	24	-1	3	0	2	87	20	2	4	6	17
2007-08	NY Islanders	NHL	76	21	28	49	87	-21	4	0	3	194	--	--	--	--	--
2008-09	NY Islanders	NHL	41	7	13	20	26	-8	2	0	0	80	--	--	--	--	--
	Ottawa	NHL	22	3	4	7	6	-7	0	0	1	41	--	--	--	--	--
2009-10	Edmonton	NHL	43	13	8	21	30	-9	5	0	0	97	--	--	--	--	--
2010-11	PITTSBURGH	NHL	21	1	5	6	18	-4	0	0	0	25	--	--	--	--	--
NHL TOTALS			589	168	197	365	443	-49	48	1	25	1255	32	4	6	10	27
PITTSBURGH TOTALS			21	1	5	6	18	-4	0	0	0	25	--	--	--	--	--

## 19 MIKE COMRIE • LW

GAME # TEAM/ PLAYER	DATE	OPP.	G	A	P	PIM	SHIFTS	TOI	F/O WON	F/O LOST	SHOTS	B/S	Hits	+/-	REMARKS	
1/1	10/7	PHI	0	0	0	0	18	17:26	3	2	4	0	1	E	1ST CAREER GM W/ PENS	
2/2	10/9	MTL	0	0	0	9	17	15:11	2	1	1	0	0	-1		
3/3	10/11	@NJD	0	0	0	0	16	16:23	0	1	0	0	0	E		
4/	10/13	TOR	-	-	-	-	-	-	-	-	-	-	-	-	DND	
5/4	10/15	NYI	0	0	0	0	14	14:00	2	4	1	2	0	-1		
6/5	10/16	@PHI	0	1	PP	1	0	14	15:08	1	0	0	0	1	E	FIRST POINT W/ PENS
7/6	10/18	OTT	0	2	1PP	2	0	14	12:21	1	1	1	1	0	1	
8/7	10/21	@NSH	0	1	1	0	13	10:26	1	2	2	1	0	1		
9/8	10/23	@STL	0	0	0	0	16	12:15	0	1	1	0	0	E		
10/9	10/27	@TBL	0	0	0	2	9	07:17	0	1	2	0	0	-1		
11/10	10/29	PHI	0	1	1	2	17	12:07	1	2	3	1	0	E		
12/11	10/30	@CAR	0	0	0	0	11	09:57	1	0	2	0	0	E		
13/12	11/3	@DAL	0	0	0	0	17	15:34	0	1	0	0	1	-1		
14/13	11/5	@ANA	0	0	0	0	10	10:02	-	-	2	0	0	-1		
15/14	11/6	@PHX	0	0	0	0	13	10:21	0	2	2	0	2	-1		
16/	11/10	BOS	-	-	-	-	-	-	-	-	-	-	-	-	INJ	
17/	11/12	TBL	-	-	-	-	-	-	-	-	-	-	-	-	DND	
18/	11/13	@ATL	-	-	-	-	-	-	-	-	-	-	-	-	DND	
19/15	11/15	NYR	0	0	0	5	10	07:52	0	1	0	0	0	E		
20/	11/17	VAN	-	-	-	-	-	-	-	-	-	-	-	-	DND	
21/	11/19	CAR	-	-	-	-	-	-	-	-	-	-	-	-	DND	
22/	11/22	@FLA	-	-	-	-	-	-	-	-	-	-	-	-	DND	
23/16	11/24	@BUF	0	0	0	0	9	08:00	-	-	0	0	1	E		
24/	11/26	OTT	-	-	-	-	-	-	-	-	-	-	-	-	INJ	
25/	11/27	CGY	-	-	-	-	-	-	-	-	-	-	-	-	INJ	
26/	11/29	@NYR	-	-	-	-	-	-	-	-	-	-	-	-	INJ	
27/	12/2	ATL	-	-	-	-	-	-	-	-	-	-	-	-	INJ	
28/	12/4	@CBJ	-	-	-	-	-	-	-	-	-	-	-	-	INJ	
29/	12/6	NJD	-	-	-	-	-	-	-	-	-	-	-	-	INJ	
30/	12/8	TOR	-	-	-	-	-	-	-	-	-	-	-	-	INJ	
31/	12/11	@BUF	-	-	-	-	-	-	-	-	-	-	-	-	INJ	
32/	12/14	@PHI	-	-	-	-	-	-	-	-	-	-	-	-	INJ	
33/	12/15	NYR	-	-	-	-	-	-	-	-	-	-	-	-	INJ	
34/	12/20	PHX	-	-	-	-	-	-	-	-	-	-	-	-	INJ	
35/	12/22	FLA	-	-	-	-	-	-	-	-	-	-	-	-	INJ	
36/	12/23	@WSH	-	-	-	-	-	-	-	-	-	-	-	-	INJ	
37/	12/26	@OTT	-	-	-	-	-	-	-	-	-	-	-	-	INJ	
38/	12/28	ATL	-	-	-	-	-	-	-	-	-	-	-	-	INJ	
39/	12/29	@NYI	-	-	-	-	-	-	-	-	-	-	-	-	INJ	
40/	1/1	WSH	-	-	-	-	-	-	-	-	-	-	-	-	INJ	
41/	1/5	TBL	-	-	-	-	-	-	-	-	-	-	-	-	INJ	
Half- Season Totals			0	5	5	18	218	12:09	12	19	21	5	6	-4		

## 19 MIKE COMRIE • LW

GAME # TEAM/ PLAYER	DATE	OPP.	G	A	P	PIM	SHIFTS	TOI	F/O WON	F/O LOST	SHOTS	B/S	Hits	+/-	REMARKS
42/	1/6	@MTL	-	-	-	-	-	-	-	-	-	-	-	-	INJ
43/	1/8	MIN	-	-	-	-	-	-	-	-	-	-	-	-	INJ
44/	1/10	BOS	-	-	-	-	-	-	-	-	-	-	-	-	INJ
45/	1/12	@MTL	-	-	-	-	-	-	-	-	-	-	-	-	INJ
46/	1/15	BOS	-	-	-	-	-	-	-	-	-	-	-	-	INJ
47/	1/18	DET	-	-	-	-	-	-	-	-	-	-	-	-	INJ
48/	1/20	@NJD	-	-	-	-	-	-	-	-	-	-	-	-	INJ
49/	1/22	CAR	-	-	-	-	-	-	-	-	-	-	-	-	INJ
50/	1/25	NYI	-	-	-	-	-	-	-	-	-	-	-	-	INJ
51/	2/1	@NYR	-	-	-	-	-	-	-	-	-	-	-	-	INJ
52/	2/2	NYI	-	-	-	-	-	-	-	-	-	-	-	-	INJ
53/	2/4	BUF	-	-	-	-	-	-	-	-	-	-	-	-	INJ
54/	2/6	@WSH	-	-	-	-	-	-	-	-	-	-	-	-	INJ
55/	2/8	CBJ	-	-	-	-	-	-	-	-	-	-	-	-	INJ
56/	2/10	LAK	-	-	-	-	-	-	-	-	-	-	-	-	INJ
57/	2/11	@NYI	-	-	-	-	-	-	-	-	-	-	-	-	INJ
58/	2/13	@NYR	-	-	-	-	-	-	-	-	-	-	-	-	INJ
59/	2/16	@COL	-	-	-	-	-	-	-	-	-	-	-	-	INJ
60/	2/20	@CHI	-	-	-	-	-	-	-	-	-	-	-	-	INJ
61/	2/21	WSH	-	-	-	-	-	-	-	-	-	-	-	-	INJ
62/	2/23	SJS	-	-	-	-	-	-	-	-	-	-	-	-	INJ
63/	2/25	@CAR	-	-	-	-	-	-	-	-	-	-	-	-	INJ
64/	2/26	@TOR	-	-	-	-	-	-	-	-	-	-	-	-	INJ
65/	3/2	@TOR	-	-	-	-	-	-	-	-	-	-	-	-	INJ
66/	3/4	@NJD	-	-	-	-	-	-	-	-	-	-	-	-	INJ
67/	3/5	BOS	-	-	-	-	-	-	-	-	-	-	-	-	INJ
68/	3/8	BUF	-	-	-	-	-	-	-	-	-	-	-	-	INJ
69/	3/12	MTL	-	-	-	-	-	-	-	-	-	-	-	-	INJ
70/	3/13	EDM	-	-	-	-	-	-	-	-	-	-	-	-	INJ
71/	3/15	@OTT	-	-	-	-	-	-	-	-	-	-	-	-	INJ
72/	3/20	NYR	-	-	-	-	-	-	-	-	-	-	-	-	INJ
73/	3/21	@DET	-	-	-	-	-	-	-	-	-	-	-	-	INJ
74/	3/24	@PHI	-	-	-	-	-	-	-	-	-	-	-	-	INJ
75/17	3/25	NJD	0	0	0	0	10	08:07	-	-	0	0	0	E	
76/18	3/27	FLA	0	0	0	0	12	10:19	2	2	0	0	0	-1	
77/	3/29	PHI	-	-	-	-	-	-	-	-	-	-	-	-	DND
78/19	3/31	@TBL	0	0	0	0	10	07:48	1	1	0	0	0	E	
79/20	4/2	@FLA	0	0	0	0	14	12:52	-	-	0	0	4	E	
80/	4/5	NJD	-	-	-	-	-	-	-	-	-	-	-	-	DND
81/	4/8	@NYI	-	-	-	-	-	-	-	-	-	-	-	-	DND
82/	4/10	@ATL	1	0	1	0	16	14:50	0	3	4	0	0	1	
Second- Half Totals			1	0	1	0	62	10:47	3	6	4	0	4	0	
Final Totals			1	5	6	18	280	11:50	15	25	25	5	10	-4	




## CHRIS CONNER • 16

**Position:** RW**Shoots:** Left**Ht:** 5-8**Wt:** 180**DOB:** 12/23/83**Birthplace:** Westland, MI**Acquired:** Signed as free agent on July 5, 2009.
[pittsburghpenguins.com/chrisconner](http://pittsburghpenguins.com/chrisconner)

**2010-11:** Played the entire season in Pittsburgh following a mid-November recall ... Speedy winger recorded career highs in goals (7), points (16) and games played (60) for a single season ... Three of his seven goals were game-winners ... Team was 39-14-7 with him in the lineup ... Played in 11 games for Wilkes-Barre/Scranton of the American Hockey League (AHL), posting nine points (3+6) before promotion to Pittsburgh.

**PRO CAREER:** Has played in 139 career NHL games with Dallas and Pittsburgh, posting 16 goals and 40 points ... Prior to signing with Pittsburgh, appeared in 71 NHL games with Dallas, tallying 21 points (7+14) ... Played in one postseason game with Stars, Game 3 of Western Conference Finals vs. Detroit in 2008 ... Made NHL debut Dec. 8, 2006 at Edmonton ... Notched first NHL goal Dec. 27, 2006 at Colorado ... Saw action in 148 games in the AHL with Iowa and Peoria, totaling 109 points (50+59) ... Played 118 games in parts of three seasons with Iowa, totaling 81 points (34+47) ... Appeared in 19 playoff games for Iowa, tallying nine points (3+6) ... Signed with Dallas as a free agent in 2006.

**COLLEGE:** Played four seasons with Michigan Tech, posting 69 goals, 60 assists and 129 points in 151 games ... Tallied 29 points (17+12) during senior campaign, leading the team in goals and points ... Finished career as school's all-time leader in shorthanded goals (15) and ranks 19th among goal scorers (69) ... Named to the 2004 WCHA Second All-Star Team.



## CAREER VS. NHL

	GP	G	A	PTS	PIM
ANA	4	1	0	1	0
ATL	5	0	1	1	0
BOS	4	0	0	0	0
BUF	3	0	1	1	0
CGY	6	0	0	0	0
CAR	4	0	1	1	4
CHI	2	0	0	0	0
COL	5	1	1	2	4
CBJ	6	1	2	3	0
DAL	--	--	--	--	--
DET	6	2	1	3	2
EDM	7	0	3	3	2
FLA	5	2	2	4	0
LAK	7	1	1	2	0
MIN	4	0	0	0	0
MON	4	0	0	0	0
NSH	3	0	0	0	2
NJD	6	0	0	0	0
NYI	3	1	0	1	0
NYR	8	3	1	4	4
OTT	4	0	1	1	0
PHI	6	0	0	0	2
PHX	7	2	4	6	0
PIT	2	0	1	1	0
SJS	10	0	0	0	0
STL	4	0	1	1	2
TBL	3	1	1	2	0
TOR	4	1	1	2	0
VAN	4	0	1	1	6
WSH	3	0	0	0	2
<b>Totals</b>	<b>139</b>	<b>16</b>	<b>24</b>	<b>40</b>	<b>30</b>

## CAREER HIGHS

**Goals:** 2 (1 time), 1/25/10 at NYR**Assists:** 2 (1 time), 12/10/08 vs. PHO**Points:** 2 (4 times), 1/5/11 vs. TB (1+1)**SOG:** 5 (4 times), 4/2/11 at FLA**PIM:** 4 (2 times), 1/22/11 vs. CAR



CAREER STATISTICS

REGULAR SEASON													PLAYOFFS				
YEAR	TEAM	LEAGUE	GP	G	A	PTS	PIM	+/-	PP	SH	GW	S	GP	G	A	PTS	PIM
2002-03	Michigan Tech	WCHA	38	13	24	37	8	--	--	--	--	--	--	--	--	--	--
2003-04	Michigan Tech	WCHA	38	25	14	39	12	--	--	--	--	--	--	--	--	--	--
2004-05	Michigan Tech	WCHA	37	14	10	24	6	--	--	--	--	--	--	--	--	--	--
2005-06	Michigan Tech	WCHA	38	17	12	29	18	--	--	--	--	--	--	--	--	--	--
	Iowa	AHL	15	2	3	5	0	--	--	--	--	--	7	1	1	2	2
2006-07	Dallas	NHL	11	1	2	3	4	-3	0	0	0	18	--	--	--	--	--
	Iowa	AHL	48	19	18	37	24	1	6	2	5	--	12	2	5	7	2
2007-08	Dallas	NHL	22	3	2	5	6	0	0	0	0	27	1	0	0	0	0
	Iowa	AHL	55	13	26	39	17	-4	2	2	--	--	--	--	--	--	--
2008-09	Dallas	NHL	38	3	10	13	10	-5	0	0	1	34	--	--	--	--	--
	Peoria	AHL	30	16	12	28	10	--	--	--	--	--	--	--	--	--	--
2009-10	PITTSBURGH	NHL	8	2	1	3	0	-1	0	0	1	11	1	0	0	0	0
	Wilkes-Barre	AHL	59	19	37	56	21	-9	4	2	--	177	4	2	2	4	2
2010-11	PITTSBURGH	NHL	60	7	9	16	10	5	0	0	3	91	--	--	--	--	--
	Wilkes-Barre	AHL	11	3	6	9	2	1	0	0	--	32	--	--	--	--	--
NHL TOTALS			139	16	24	40	30	-4	0	0	5	181	2	0	0	0	0
PITTSBURGH TOTALS			68	9	10	19	10	4	0	0	4	102	1	0	0	0	0

## 16 CHRIS CONNER • RW

GAME # TEAM/ PLAYER	DATE	OPP.	G	A	P	PIM	SHIFTS	TOI	F/O WON	F/O LOST	SHOTS	B/S	Hits	+/-	REMARKS
1/	10/7	PHI	-	-	-	-	-	-	-	-	-	-	-	-	WBS
2/	10/9	MTL	-	-	-	-	-	-	-	-	-	-	-	-	WBS
3/	10/11	@NJD	-	-	-	-	-	-	-	-	-	-	-	-	WBS
4/	10/13	TOR	-	-	-	-	-	-	-	-	-	-	-	-	WBS
5/	10/15	NYI	-	-	-	-	-	-	-	-	-	-	-	-	WBS
6/	10/16	@PHI	-	-	-	-	-	-	-	-	-	-	-	-	WBS
7/	10/18	OTT	-	-	-	-	-	-	-	-	-	-	-	-	WBS
8/	10/21	@NSH	-	-	-	-	-	-	-	-	-	-	-	-	WBS
9/	10/23	@STL	-	-	-	-	-	-	-	-	-	-	-	-	WBS
10/	10/27	@TBL	-	-	-	-	-	-	-	-	-	-	-	-	WBS
11/	10/29	PHI	-	-	-	-	-	-	-	-	-	-	-	-	WBS
12/	10/30	@CAR	-	-	-	-	-	-	-	-	-	-	-	-	WBS
13/	11/3	@DAL	-	-	-	-	-	-	-	-	-	-	-	-	WBS
14/	11/5	@ANA	-	-	-	-	-	-	-	-	-	-	-	-	WBS
15/	11/6	@PHX	-	-	-	-	-	-	-	-	-	-	-	-	WBS
16/	11/10	BOS	-	-	-	-	-	-	-	-	-	-	-	-	DND
17/1	11/12	TBL	0	0	0	0	16	11:48	-	-	1	0	0	1	
18/2	11/13	@ATL	0	0	0	0	15	10:54	0	1	0	0	1	E	
19/3	11/15	NYR	0	0	0	0	15	11:51	-	-	0	1	2	E	
20/4	11/17	VAN	0	0	0	0	15	10:04	-	-	2	0	1	E	
21/5	11/19	CAR	0	0	0	0	16	12:17	-	-	1	0	0	E	
22/6	11/22	@FLA	1	0	1	0	13	10:57	-	-	3	0	0	E	GWG
23/7	11/24	@BUF	0	0	0	0	12	12:54	-	-	3	1	0	E	
24/8	11/26	OTT	0	0	0	0	14	10:28	-	-	0	1	1	E	
25/9	11/27	CGY	0	0	0	0	14	11:20	0	1	5	0	1	-1	
26/10	11/29	@NYR	1	0	1	0	14	13:27	-	-	2	1	2	1	
27/11	12/2	ATL	0	0	0	0	16	12:53	-	-	3	1	1	E	
28/12	12/4	@CBJ	0	1	1	0	18	11:48	-	-	1	1	1	E	
29/13	12/6	NJD	0	0	0	0	16	13:27	-	-	1	1	0	E	
30/14	12/8	TOR	0	1	1	0	14	11:05	-	-	1	2	3	2	
31/15	12/11	@BUF	0	0	0	0	14	11:37	-	-	1	0	1	-1	
32/16	12/14	@PHI	0	0	0	2	14	10:29	-	-	1	0	0	-1	
33/17	12/15	NYR	0	0	0	0	17	15:40	-	-	0	0	1	E	
34/18	12/20	PHX	1	0	1	0	14	11:19	-	-	2	0	0	1	
35/19	12/22	FLA	0	1	1	0	18	15:03	-	-	0	0	0	E	
36/20	12/23	@WSH	0	0	0	2	15	13:31	-	-	0	1	0	E	
37/21	12/26	@OTT	0	0	0	0	14	12:07	-	-	5	1	2	E	100th NHL GAME
38/22	12/28	ATL	0	0	0	0	15	11:49	-	-	1	1	0	1	
39/23	12/29	@NYI	1	0	1	0	16	09:40	-	-	1	0	2	1	
40/	1/1	WSH	-	-	-	-	-	-	-	-	-	-	-	-	
41/24	1/5	TBL	1	1	2	0	16	12:58	0	1	2	0	1	3	GWG
Half- Season Totals			5	4	9	4	361	12:04	0	3	36	12	20	7	

## 16 CHRIS CONNER • RW

GAME # TEAM/ PLAYER	DATE	OPP.	G	A	P	PIM	SHIFTS	TOI	F/O WON	F/O LOST	SHOTS	B/S	Hits	+/-	REMARKS
42/25	1/6	@MTL	0	0	0	0	18	13:40	-	-	1	0	0	1	
43/26	1/8	MIN	0	0	0	0	13	10:25	-	-	2	0	1	E	
44/27	1/10	BOS	0	0	0	0	12	11:57	-	-	2	0	1	1	
45/28	1/12	@MTL	0	0	0	0	13	11:49	-	-	0	0	2	1	
46/29	1/15	BOS	0	0	0	0	15	11:42	-	-	5	0	0	E	
47/30	1/18	DET	1	0	1	0	15	10:46	-	-	2	1	0	E	GWG ON PENALTY SHOT
48/31	1/20	@NJD	0	0	0	0	13	10:30	-	-	1	0	0	E	
49/32	1/22	CAR	0	0	0	4	15	09:17	-	-	3	0	0	E	
50/33	1/25	NYI	0	0	0	0	15	11:58	-	-	0	0	3	E	
51/34	2/1	@NYR	0	0	0	2	21	12:40	-	-	1	1	0	E	
52/35	2/2	NYI	0	0	0	0	14	08:50	1	0	3	0	0	E	
53/36	2/4	BUF	0	1	1	0	16	13:26	-	-	1	0	1	2	
54/37	2/6	@WSH	0	0	0	0	17	13:16	-	-	1	0	1	-2	
55/38	2/8	CBJ	0	0	0	0	18	15:20	-	-	1	0	4	-2	
56/39	2/10	LAK	0	0	0	0	18	14:04	-	-	1	0	0	-1	
57/	2/11	@NYI	-	-	-	-	-	-	-	-	-	-	-	-	DND
58/40	2/13	@NYR	0	1	1	0	15	13:48	-	-	2	0	0	1	
59/41	2/16	@COL	0	0	0	0	18	15:56	-	-	1	2	1	-2	
60/42	2/20	@CHI	0	0	0	0	16	13:33	-	-	2	0	4	E	
61/43	2/21	WSH	0	0	0	0	17	11:46	-	-	1	0	0	E	
62/44	2/23	SJS	0	0	0	0	13	09:55	-	-	1	0	2	-1	
63/45	2/25	@CAR	0	0	0	0	13	11:57	-	-	1	1	0	E	
64/46	2/26	@TOR	0	0	0	0	14	12:35	-	-	2	0	2	E	
65/47	3/2	@TOR	1	0	1	0	12	09:42	-	-	2	1	1	1	
66/48	3/4	@NJD	0	0	0	0	12	10:34	-	-	0	0	0	-1	
67/49	3/5	BOS	0	0	0	0	13	10:39	-	-	0	0	1	E	
68/	3/8	BUF	-	-	-	-	-	-	-	-	-	-	-	-	DND
69/	3/12	MTL	-	-	-	-	-	-	-	-	-	-	-	-	DND
70/50	3/13	EDM	0	0	0	0	15	10:32	-	-	2	0	1	E	
71/	3/15	@OTT	-	-	-	-	-	-	-	-	-	-	-	-	DND
72/51	3/20	NYR	0	0	0	0	12	08:29	-	-	1	0	0	-1	
73/52	3/21	@DET	0	1	1	0	15	11:42	-	-	2	0	0	1	
74/53	3/24	@PHI	0	0	0	0	15	10:32	-	-	1	0	1	E	
75/54	3/25	NJD	0	0	0	0	13	11:54	-	-	0	1	0	E	
76/55	3/27	FLA	0	0	0	0	16	11:02	-	-	0	0	2	-1	
77/56	3/29	PHI	0	0	0	0	15	10:09	-	-	2	0	0	-1	
78/57	3/31	@TBL	0	0	0	0	13	09:42	-	-	2	0	1	E	
79/58	4/2	@FLA	0	1	1	0	16	11:26	-	-	5	0	0	E	
80/59	4/5	NJD	0	0	0	0	18	11:53	-	-	3	1	1	1	
81/	4/8	@NYI	-	-	-	-	-	-	-	-	-	-	-	-	DND
82/	4/10	@ATL	0	1	1	0	15	12:12	-	-	1	0	0	1	
Second- Half Totals			2	5	7	6	539	11:39	1	0	55	8	30	-2	
Final Totals			7	9	16	10	900	11:49	1	3	91	20	50	5	



# MATT COOKE • 24

**Position:** LW**Shoots:** Left**Ht:** 5-11**Wt:** 205**DOB:** 9/7/78**Birthplace:** Belleville, ON**Acquired:** Signed as a free agent on July 5, 2008.
[pittsburghpenguins.com/mattcooke](http://pittsburghpenguins.com/mattcooke)

**2010-11:** Finished the season with 12 goals, 30 points, a plus-14 rating and 129 penalty minutes in 67 games ... Hit 30-point mark for the sixth time in his career and hit double digits in goals for the ninth time ... Ranked fifth (tied) in the NHL with six shorthanded points and 10th (tied) with three shorthanded goals ... Key contributor to the NHL's No.-1 ranked penalty kill unit with 2:45 shorthanded ice time ... Physical winger led all forwards with 192 hits despite playing only 67 contests ... Recorded 300th career NHL point (assist) March 13 vs. Edmonton ... Played in his 800th career NHL game March 5 at Boston.



## CAREER VS. NHL

	GP	G	A	PTS	PIM
ANA	32	9	6	15	38
ATL	20	3	8	11	39
BOS	23	4	10	14	50
BUF	22	3	6	9	33
CGY	44	1	10	11	34
CAR	18	2	0	2	16
CHI	33	6	8	14	46
COL	41	5	7	12	39
CBJ	29	5	7	12	46
DAL	32	3	7	10	52
DET	36	8	9	17	24
EDM	48	9	7	16	40
FLA	20	2	5	7	8
LAK	31	4	4	8	38
MIN	43	7	11	18	67
MON	20	4	2	6	16
NSH	34	3	15	18	30
NJD	22	2	1	3	25
NYI	21	3	6	9	24
NYR	20	4	1	5	65
OTT	21	2	6	8	16
PHI	26	10	4	14	35
PHX	30	4	6	10	34
PIT	8	2	0	2	7
SJS	33	6	6	12	43
STL	29	5	6	11	29
TBL	19	3	5	8	14
TOR	28	5	8	13	49
VAN	3	1	1	2	15
WSH	19	1	3	4	16
<b>Totals</b>	<b>805</b>	<b>126</b>	<b>175</b>	<b>301</b>	<b>988</b>

**NHL CAREER:** Feisty, energetic player has compiled 126 goals, 175 assists, 301 points, 988 penalty minutes and a plus-50 rating during his 13 NHL seasons with Vancouver, Washington and Pittsburgh ... Reached double digits in goals and recorded 20-plus points nine times during his career, and has hit the 30-point mark six times ... Has played in 76 career playoff games, totaling 25 points (13+12) and won a Stanley Cup championship with Pittsburgh in 2009, posting seven points (1+6) in 24 playoff contests ... Posted career highs in goals (15), assists (27), points (42) and plus-minus rating (+21) during 2002-03 campaign with Vancouver ... Broke into League with Vancouver in 1999-2000 and spent first eight-plus seasons of NHL career with Canucks before being traded to Washington at 2008 trade deadline ... Had seven points (3+4) with 27 penalty minutes and plus-5 rating in 17 games with Washington ... Recorded a career-high five-game scoring streak with Pittsburgh (Nov. 8 - 18, 2008), totaling six points in that span (2+4) ... Originally drafted by Vancouver in the sixth round (144th overall) of the 1997 NHL Entry Draft.

**INTERNATIONAL:** Represented Canada at 2004 World Championships, recording two goals and four points in nine games ... Played for Canada at 1998 World Junior Championships, tallying two points (1+1) in six games.

**JUNIOR:** Played four seasons in Ontario Hockey League for Windsor and Kingston from 1995-98 ... OHL career point total was 168 (75+93) in 174 games ... Had 45 goals and 95 points in 65 games for Windsor in 1996-97.

**PERSONAL:** Nickname - "Cookie" ... Lists Top Gun as his favorite movie and Law and Order as his favorite television show ... He and his wife, Michelle, have three children, Gabby, Reece and Jackson ... Sponsors the Cooke Foundation of Hope, which brings children to hockey games who may not otherwise have the opportunity to attend ... Signed through 2012-13.

## CAREER HIGHS

**Goals:** 2 (8 times), 11/16/09 vs. ANA**Assists:** 2 (14 times), 12/11/08 vs. NYI**Points:** 3 (4 times), 3/3/08 vs. BOS (1+2)**SOG:** 7 (1 time), 3/2/06 at NSH**PIM:** 20 (1 time), 2/19/04 at MIN



## CAREER STATISTICS

YEAR	TEAM	LEAGUE	REGULAR SEASON										PLAYOFFS				
			GP	G	A	PTS	PIM	+/-	PP	SH	GW	S	GP	G	A	PTS	PIM
1994-95	Wellington	MTJHL	46	9	23	32	62	--	--	--	--	--	--	--	--	--	--
1995-96	Windsor	OHL	61	8	11	19	102	--	--	--	--	--	7	1	3	4	6
1996-97	Windsor	OHL	65	45	50	95	146	--	--	--	--	--	5	5	5	10	10
1997-98	Windsor	OHL	23	14	19	33	50	1	4	3	0	--	12	8	8	16	20
	Canada	WJC	6	1	1	2	6	--	--	--	--	--	--	--	--	--	--
	Kingston	OHL	25	8	13	21	49	-6	0	1	1	--	--	--	--	--	--
1998-99	Vancouver	NHL	30	0	2	2	27	-12	0	0	0	22	--	--	--	--	--
	Syracuse	AHL	37	15	18	33	119	-28	8	0	3	98	--	--	--	--	--
1999-00	Vancouver	NHL	51	5	7	12	39	3	0	1	1	58	--	--	--	--	--
	Syracuse	AHL	18	5	8	13	27	2	1	0	0	52	--	--	--	--	--
2000-01	Vancouver	NHL	81	14	13	27	94	5	0	2	0	121	4	0	0	0	4
2001-02	Vancouver	NHL	82	13	20	33	111	4	1	0	2	103	6	3	2	5	0
2002-03	Vancouver	NHL	82	15	27	42	82	21	1	4	0	118	14	2	1	3	12
2003-04	Vancouver	NHL	53	11	12	23	73	5	1	1	4	79	7	3	1	4	12
	Canada	WC	9	2	2	4	8	--	--	--	--	--	--	--	--	--	--
2004-05	Did Not Play																
2005-06	Vancouver	NHL	45	8	10	18	71	-8	0	0	2	67	--	--	--	--	--
2006-07	Vancouver	NHL	81	10	20	30	64	0	1	0	3	133	1	0	0	0	2
2007-08	Vancouver	NHL	61	7	9	16	64	-4	0	0	1	68	--	--	--	--	--
	Washington	NHL	17	3	4	7	27	5	0	1	0	18	7	0	0	0	4
2008-09	PITTSBURGH	NHL	76	13	18	31	101	0	0	0	1	86	24	1	6	7	22
2009-10	PITTSBURGH	NHL	79	15	15	30	106	17	2	0	1	105	13	4	2	6	22
2010-11	PITTSBURGH	NHL	67	12	18	30	129	14	0	3	2	95	--	--	--	--	--
NHL TOTALS			805	126	175	301	988	50	6	12	17	1073	76	13	12	25	78
PITTSBURGH TOTALS			222	40	51	91	336	31	2	3	4	286	37	5	8	13	44

## 24 MATT COOKE • LW

GAME # TEAM/ PLAYER	DATE	OPP.	G	A	P	PIM	SHIFTS	TOI	F/O WON	F/O LOST	SHOTS	B/S	Hits	+/-	REMARKS
1/1	10/7	PHI	0	0	0	2	18	14:05	-	-	3	0	4	E	
2/2	10/9	MTL	0	1	1	0	17	13:37	-	-	1	0	4	1	
3/3	10/11	@NJD	0	0	0	0	18	13:50	-	-	1	0	0	E	
4/4	10/13	TOR	0	2	2	2	17	13:18	-	-	0	0	7	1	
5/5	10/15	NYI	0	0	0	6	20	12:32	-	-	0	1	4	E	
6/6	10/16	@PHI	1	SH	0	1	2	14:11	0	3	3	0	2	1	
7/7	10/18	OTT	0	0	0	0	18	14:24	1	0	1	0	3	E	
8/8	10/21	@NSH	0	0	0	0	18	14:23	-	-	0	0	7	-1	
9/9	10/23	@STL	0	0	0	0	18	15:59	-	-	1	0	6	E	
10/10	10/27	@TBL	1	SH	1	2	0	12:51	-	-	1	2	1	E	
11/11	10/29	PHI	0	0	0	5	17	13:47	-	-	1	0	2	E	
12/12	10/30	@CAR	0	0	0	0	19	16:51	1	1	1	0	4	E	750TH CAREER NHL GAME
13/13	11/3	@DAL	1	0	1	0	21	15:29	0	2	2	1	3	-1	
14/14	11/5	@ANA	0	0	0	0	17	13:59	-	-	3	1	0	-1	
15/15	11/6	@PHX	0	0	0	2	21	14:32	-	-	0	1	1	E	
16/16	11/10	BOS	0	1	1	0	23	15:00	0	1	0	0	4	1	
17/17	11/12	TBL	0	0	0	2	21	15:05	-	-	1	1	5	E	
18/18	11/13	@ATL	0	1	1	2	19	14:59	0	1	2	2	2	2	
19/19	11/15	NYR	1	0	1	4	20	15:34	0	1	2	1	3	E	
20/20	11/17	VAN	0	1	SH	1	0	19:01	-	-	2	2	1	1	
21/21	11/19	CAR	0	0	0	0	20	16:33	-	-	1	0	5	E	
22/22	11/22	@FLA	0	0	0	0	22	17:26	0	1	1	0	3	E	
23/23	11/24	@BUF	0	0	0	0	19	15:05	-	-	1	1	0	E	
24/24	11/26	OTT	0	0	0	2	21	16:26	-	-	2	0	2	E	
25/25	11/27	CGY	0	0	0	0	20	15:57	1	0	1	2	2	E	
26/26	11/29	@NYR	0	0	0	0	20	16:10	0	1	2	0	4	1	
27/27	12/2	ATL	0	0	0	0	21	16:58	-	-	0	2	2	E	
28/28	12/4	@CBJ	0	0	0	4	19	14:52	0	1	1	0	1	1	
29/29	12/6	NJD	0	0	0	0	23	15:21	-	-	1	1	5	E	
30/30	12/8	TOR	0	1	1	2	21	14:38	1	0	2	0	2	E	
31/31	12/11	@BUF	1	0	1	5	16	13:22	0	1	1	1	2	2	
32/32	12/14	@PHI	0	0	0	2	23	19:22	-	-	3	0	6	E	
33/33	12/15	NYR	0	0	0	4	22	15:23	-	-	1	1	4	-1	
34/34	12/20	PHX	1	0	1	4	19	13:30	0	1	1	1	1	1	
35/35	12/22	FLA	1	0	1	0	19	14:55	-	-	1	1	1	1	GWG
36/36	12/23	@WSH	0	0	0	4	20	12:52	-	-	0	2	1	E	
37/37	12/26	@OTT	0	1	1	2	18	14:27	-	-	2	0	2	1	
38/38	12/28	ATL	1	1	SH	2	6	14:23	-	-	3	1	1	1	
39/39	12/29	@NYI	0	0	0	0	20	15:10	-	-	0	0	4	E	
40/40	1/1	WSH	0	0	0	0	19	16:10	-	-	1	0	4	E	
41/41	1/5	TBL	0	1	1	0	19	14:53	1	0	3	1	3	2	
Half- Season Totals			8	11	19	62	808	15:03	5	14	53	26	118	13	

## 24 MATT COOKE • LW

GAME # TEAM/ PLAYER	DATE	OPP.	G	A	P	PIM	SHIFTS	TOI	F/O WON	F/O LOST	SHOTS	B/S	Hits	+/-	REMARKS
42/	1/6	@MTL	-	-	-	-	-	-	-	-	-	-	-	-	PER
43/42	1/8	MIN	0	0	0	2	21	17:18	-	-	0	1	4	-1	
44/43	1/10	BOS	0	0	0	2	19	15:55	-	-	1	0	6	E	
45/44	1/12	@MTL	0	0	0	0	17	13:25	0	1	1	0	1	E	
46/45	1/15	BOS	0	2	2	2	23	17:52	-	-	1	0	2	1	
47/46	1/18	DET	1	0	1	2	24	20:39	-	-	1	0	5	2	
48/47	1/20	@NJD	0	0	0	0	18	16:30	-	-	2	0	4	-2	
49/48	1/22	CAR	0	0	0	0	21	14:26	-	-	2	1	4	-1	
50/49	1/25	NYI	0	0	0	0	20	17:41	1	2	1	1	4	E	
51/50	2/1	@NYR	0	0	0	0	33	23:20	0	1	0	1	3	-2	
52/51	2/2	NYI	0	0	0	12	20	16:38	-	-	2	1	3	E	
53/52	2/4	BUF	1	0	1	12	16	13:36	-	-	4	0	7	1	GWG
54/53	2/6	@WSH	0	0	0	2	22	15:09	-	-	2	0	0	E	
55/54	2/8	CBJ	0	0	0	10	18	14:59	0	1	2	1	0	-2	
56/	2/10	LAK	-	-	-	-	-	-	-	-	-	-	-	-	SUSPENDED
57/	2/11	@NYI	-	-	-	-	-	-	-	-	-	-	-	-	SUSPENDED
58/	2/13	@NYR	-	-	-	-	-	-	-	-	-	-	-	-	SUSPENDED
59/	2/16	@COL	-	-	-	-	-	-	-	-	-	-	-	-	SUSPENDED
60/55	2/20	@CHI	1	SH	0	1	0	22	20:22	1	1	2	1	1	E
61/56	2/21	WSH	0	0	0	2	22	16:15	-	-	2	0	5	E	
62/57	2/23	SJS	0	2	2	0	20	19:18	-	-	4	1	4	2	
63/58	2/25	@CAR	0	0	0	2	17	17:43	-	-	1	1	4	E	
64/59	2/26	@TOR	0	1	1	0	23	18:06	-	-	3	1	2	1	
65/60	3/2	@TOR	0	0	0	0	22	16:19	0	1	0	1	4	1	
66/61	3/4	@NJD	0	0	0	0	19	17:13	-	-	1	0	0	1	
67/62	3/5	BOS	0	1	1	0	20	16:09	-	-	1	1	2	E	
68/63	3/8	BUF	0	0	0	0	19	14:19	-	-	2	0	2	-1	800th NHL GAME
69/64	3/12	MTL	0	0	0	2	20	14:02	-	-	0	0	2	-1	
70/65	3/13	EDM	0	1	1	0	18	14:43	1	0	2	1	3	1	300th NHL POINT
71/66	3/15	@OTT	1	0	1	2	19	14:57	-	-	5	0	1	1	
72/67	3/20	NYR	0	0	0	15	17	13:21	-	-	0	0	1	E	
73/	3/21	@DET	-	-	-	-	-	-	-	-	-	-	-	-	SUSPENDED
74/	3/24	@PHI	-	-	-	-	-	-	-	-	-	-	-	-	SUSPENDED
75/	3/25	NJD	-	-	-	-	-	-	-	-	-	-	-	-	SUSPENDED
76/	3/27	FLA	-	-	-	-	-	-	-	-	-	-	-	-	SUSPENDED
77/	3/29	PHI	-	-	-	-	-	-	-	-	-	-	-	-	SUSPENDED
78/	3/31	@TBL	-	-	-	-	-	-	-	-	-	-	-	-	SUSPENDED
79/	4/2	@FLA	-	-	-	-	-	-	-	-	-	-	-	-	SUSPENDED
80/	4/5	NJD	-	-	-	-	-	-	-	-	-	-	-	-	SUSPENDED
81/	4/8	@NYI	-	-	-	-	-	-	-	-	-	-	-	-	SUSPENDED
82/	4/10	@ATL	-	-	-	-	-	-	-	-	-	-	-	-	SUSPENDED
Second- Half Totals			4	7	11	67	530	16:33	3	7	42	13	74	1	
Final Totals			12	18	30	129	1338	15:38	8	21	95	39	192	14	




# SIDNEY CROSBY • 87

**Position:** C**Shoots:** Left**Ht:** 5-11**Wt:** 200**DOB:** 8/7/87**Birthplace:** Cole Harbour, NS**Acquired:** Drafted by Penguins in the first round (1st overall) of the 2005 Entry Draft.
[pittsburghpenguins.com/sidneycrosby](http://pittsburghpenguins.com/sidneycrosby)

**2010-11:** Was in the midst of the best season of his career before suffering a concussion in early January that sidelined him for half of the year ... Before the injury, was leading the NHL in goals (32), assists (34) and points (66) - all posted in just 41 games ... Led team in goals and points ... Established a new career-long 25-game scoring streak (Nov. 5 to Dec. 28), totaling 50 points (26+24) ... His 25-game scoring streak was the third-longest in team history and 11th-longest in NHL history ... Only fifth player in NHL history to average one goal a game during a 25-game or more scoring streak (Wayne Gretzky, Brett Hull, Steve Yzerman and Bryan Trottier) ... His 25-game scoring streak was the longest in the NHL since Quebec's Mats Sundin reeled off a 30-game streak in 1992-93 ... Became first Penguin to record hat tricks in back-to-back home games (Nov. 27 vs. Calgary, Dec. 2 vs. Atlanta) since Alex Kovalev in 2001 ... Notched first career natural hat trick Dec. 2 vs. Atlanta ... Scored 200th career NHL goal Nov. 27 vs. Calgary - posting his sixth career hat trick in the process ... Was held without a point in just six games of the 41 he played ... Won 55.6 percent of faceoffs taken ... Was top-voted player overall for fourth straight season with 635,509 votes for 2011 NHL All-Star Fan Balloting.

**NHL CAREER:** Young phenom amassed 215 goals and 357 assists for 572 points in 412 games over six NHL seasons while collecting the Stanley Cup, Hart Trophy (MVP), Art Ross (scoring champion), Rocket Richard (goal scoring champion), Ted Lindsay Award (outstanding player voted by peers - formerly known as Lester B. Pearson Award) and the Mark Messier Leadership Award ... Posted 100-plus points and 50-plus assists four times ... Notched 30-plus goals five times ... Is the youngest captain in NHL history to lead his team to a Stanley Cup title at 21 years old ... Had 63 career postseason points (24+39) after the 2009 playoffs, the most by a player in NHL history before his 22nd birthday ... Has career average of 1.32 points per game in postseason, ranking third in NHL history behind only Mario Lemieux, 1.6, and Wayne Gretzky, 1.83 (minimum 40 games played) ... Became the third youngest player at 22 years, 244 days in NHL history to reach 500 points (Wayne Gretzky, 21 years, 52 days; Mario Lemieux, 22 years, 172 days) ... Finished with a postseason-best 15 goals and ranked second with 31 points during 2009 Stanley Cup championship run ... Tied an NHL single-season playoff record by scoring the first goal of a game six times in 2009 ... Finished third in NHL regular-season scoring in 2008-09 with 103 points (33+70) ... Was second in League in assists (70) and fourth in even-strength points (62) ... Led NHL in power-play assists (33) and was third in points per game (1.34) ... Set three career milestones Oct. 18, 2008 vs. Toronto with 100th goal, 200th assist and 300th point ... Recorded his first hat trick in Pittsburgh (second career) with three goals Nov. 29, 2009 vs. New Jersey ... Led NHL in All-Star voting for third consecutive season, setting a league record with 1,713,021 votes (1,020,736, Jaromir Jagr, 2000) ... Posted 72 points (24+48) in 2007-08, despite missing 27 games with an ankle injury ... Recorded a 19-game point streak (11+19) from Oct. 6 to Nov. 17 ... Became youngest player in NHL history to reach 200-career points (19 years, 207 days) with a goal March 2, 2007 vs. Carolina ... Became youngest captain in NHL history on May 31, 2007 at 19 years, nine months (Vincent Lecavalier of Tampa Bay - 19 years, 10 months) ... Won the Art Ross Trophy, Hart Trophy and Lester B. Pearson Award in 2006-07 at 19-years old



## CAREER VS. NHL

	GP	G	A	PTS	PIM
ANA	5	2	3	5	0
ATL	21	13	22	35	24
BOS	18	6	22	28	15
BUF	20	10	15	25	10
CGY	5	5	1	6	4
CAR	20	7	19	26	16
CHI	2	0	2	2	2
COL	4	5	3	8	6
CBJ	6	3	7	10	10
DAL	4	4	3	7	7
DET	6	2	3	5	8
EDM	4	0	4	4	0
FLA	21	13	13	26	42
LAK	3	1	4	5	2
MIN	5	3	4	7	11
MON	19	11	15	26	14
NSH	5	3	7	10	8
NJD	34	18	19	37	46
NYI	33	18	44	62	26
NYR	37	20	32	52	28
OTT	20	4	13	17	20
PHI	36	26	36	62	30
PHX	6	3	7	10	4
PIT	-	-	-	-	-
SJS	4	0	1	1	6
STL	5	0	4	4	4
TBL	21	6	14	20	14
TOR	22	17	18	35	14
VAN	5	2	0	2	10
WSH	21	13	22	35	6
<b>Totals</b>	<b>412</b>	<b>215</b>	<b>357</b>	<b>572</b>	<b>387</b>

## CAREER HIGHS

**Goals:** 3 (7 times), 12/2/10 vs. ATL**Assists:** 5 (1 time), 12/13/06 vs. PHI**Points:** 6 (2 times), 1/19/10 vs. NYI (2+4)**SOG:** 9 (5 times), 10/21/10 at NAS**PIM:** 21 (1 time), 1/3/09 vs. FLA**Hat tricks:** 7, 12/2/10 vs. ATL (3G)


... Became youngest scoring champion in NHL history, scoring 120 points (36+84), and youngest recipient of Pearson Award ... Second youngest to ever win Hart Trophy as MVP (Wayne Gretzky) ... Set personal high with 10 points (2+8) in a two-game span vs. Philadelphia and NY Islanders, Dec. 13-15, 2006 ... Finished fifth in NHL scoring as 18-year-old rookie in 2005-06 and became youngest player in NHL history to reach 100 points (18 years, 253 days), surpassing Hall of Famer Dale Hawerchuk's record by 101 days ... Posted 102 points to surpass Mario Lemieux's team rookie record of 100 points ... Led NHL rookies with 63 assists and finished second in rookie scoring (Alex Ovechkin, 106) ... Joined Pittsburgh in 2005 as third Penguins player drafted first overall in NHL Entry Draft (Mario Lemieux, 1984; Marc-Andre Fleury, 2003).

**INTERNATIONAL:** Member of the 2010 Canadian Olympic team where he served as an alternate captain ... Scored the game-winning goal for Canada in overtime of the Gold Medal Game against Team USA ... Became youngest player ever to lead World Championships in scoring by posting 16 points in nine games (8+8) for Team Canada in 2006 ... Named top forward at

2006 World Championships ... Represented Canada at World Junior Championships in 2004 and 2005 ... At 2005 World Junior Championships helped lead Canada to gold with nine points in six games (6+3) ... In 2004 tournament, became youngest player to score a goal for Team Canada (16 years, 4 months, 24 days) ... Was only Canadian player under the age of 18 ... Recorded five points in six games (2+3) as Canada won silver medal.

**JUNIOR:** Two-time Canadian Hockey League Player of the Year and scoring champion (2003-04 and 2004-05) with Rimouski Oceanic of Quebec Major Junior Hockey League ... Named CHL Rookie of the Year in 2003-04 with 135 points (54+81) in 59 games as a 16-year-old in 2003-04 ... His 135 points in 2003-04 were second-most by a 16-year-old in CHL history behind Wayne Gretzky (182, Sault Ste. Marie, 1977-78) ... Recorded 66 goals and 168 points in 62 games as a 17-year-old in 2004-05, leading Rimouski to QMJHL title and berth in Memorial Cup Final ... Finished two-year CHL career with 2.51 points-per-game, second-highest in CHL history behind Mario Lemieux (2.81) ... In 2004-05, averaged 2.71 points per game, second-highest single-season average in CHL history behind Lemieux (4.03 with Laval in 1983-84).

**PERSONAL:** Nickname – “Sid” ... Lists Steve Yzerman as hockey idol ... Favorites include: vacation spot – anywhere with a nice beach or pool; food – Chinese; bands – 3 Doors Down, Three Days Grace and Tim McGraw ... Favorite sport other than hockey is football ... Father Troy was a goaltender for Verdun of QMJHL and was drafted by Montreal Canadiens in 1984 ... Won the ESPY award for Best NHL Player four years in a row (2007-10) ... Signed through 2012-13.



## CAREER STATISTICS

REGULAR SEASON													PLAYOFFS				
YEAR	TEAM	LEAGUE	GP	G	A	PTS	PIM	+/-	PP	SH	GW	S	GP	G	A	PTS	PIM
2002-03	Shattuck	USHS	57	72	90	162	--	--	--	--	--	--	--	--	--	--	--
2003-04	Rimouski	QMJHL	59	54	81	135	74	--	--	--	--	--	9	7	9	16	13
	Canada	WJC	6	2	3	5	4	--	--	--	--	--	--	--	--	--	--
2004-05	Rimouski	QMJHL	62	66	102	168	84	--	--	--	--	--	13	14	17	31	16
	Rimouski	M. Cup	--	--	--	--	--	--	--	--	--	--	5	6	5	11	6
	Canada	WJC	6	6	3	9	4	--	--	--	--	--	--	--	--	--	--
2005-06	PITTSBURGH	NHL	81	39	63	102	110	-1	16	0	5	278	--	--	--	--	--
	Canada	WC	9	8	8	16	10	7	2	0	1	25	--	--	--	--	--
2006-07	PITTSBURGH	NHL	79	36	84	120*	60	10	13	0	4	250	5	3	2	5	4
2007-08	PITTSBURGH	NHL	53	24	48	72	39	18	6	0	4	173	20	6	21*	27*	12
2008-09	PITTSBURGH	NHL	77	33	70	103	76	3	7	0	3	238	24	15*	16	31	14
2009-10	PITTSBURGH	NHL	81	51*	58	109	71	15	13	2	6	298	13	6	13	19	6
	Canada	Olympics	7	4	3	7	4	--	1	0	2	--	--	--	--	--	--
2010-11	PITTSBURGH	NHL	41	32	34	66	31	20	10	1	3	161	--	--	--	--	--
PIT/NHL TOTALS			412	215	357	572	387	65	65	3	25	1398	62	30	52	82	36

\*NHL LEADER

## 87 SIDNEY CROSBY • C

GAME # TEAM/ PLAYER	DATE	OPP.	G	A	P	PIM	SHIFTS	TOI	F/O WON	F/O LOST	SHOTS	B/S	Hits	+/-	REMARKS	
1/1	10/7	PHI	0	0	0	0	23	24:42	18	11	2	0	2	-1		
2/2	10/9	MTL	0	1	1	0	23	21:45	13	11	5	0	4	-1		
3/3	10/11	@NJD	0	0	0	0	20	21:42	11	8	4	0	0	2		
4/4	10/13	TOR	1	0	1	0	23	20:57	10	6	3	0	4	E		
5/5	10/15	NYI	0	1	PP	1	0	23	23:07	15	10	5	1	0	-1	
6/6	10/16	@PHI	2	2PP	1	3	2	21	21:45	14	10	8	1	3	1	
7/7	10/18	OTT	1	PP	1	2	0	20	19:23	10	8	2	0	0	E	
8/8	10/21	@NSH	2	1	3	2	23	23:43	11	13	9	0	0	2	TIES CAREER HIGH 9 SHOTS	
9/9	10/23	@STL	0	0	0	0	23	22:49	13	9	5	1	1	-1		
10/10	10/27	@TBL	0	1	1	0	24	24:45	10	12	3	1	1	-1		
11/11	10/29	PHI	0	1	1	0	23	21:04	20	13	1	1	2	E		
12/12	10/30	@CAR	0	2	2	0	20	17:45	13	5	5	1	0	2		
13/13	11/3	@DAL	0	0	0	5	21	18:39	10	6	2	1	1	-2		
14/14	11/5	@ANA	2	PP	0	2	0	21	22:34	14	8	2	0	0	E	
15/15	11/6	@PHX	1	1	PP	2	0	25	23:52	14	15	6	6	0	1	
16/16	11/10	BOS	1	PP	2	3	0	26	24:53	11	14	2	0	2	-1	
17/17	11/12	TBL	1	1	2	0	23	20:16	13	9	2	1	0	2		
18/18	11/13	@ATL	1	2	PP	3	0	23	21:05	8	13	3	1	0	2	
19/19	11/15	NYR	0	1	1	0	24	29:45	25	7	3	1	1	-1		
20/20	11/17	VAN	1	0	1	4	28	21:49	16	13	4	0	2	1		
21/21	11/19	CAR	1	3	PP	4	0	27	24:06	17	17	5	1	0	E	
22/22	11/22	@FLA	1	PP	1	PP	2	0	23	22:11	13	9	5	1	1	-1
23/23	11/24	@BUF	0	1	1	0	22	22:02	10	17	1	1	0	1		
24/24	11/26	OTT	0	1	PP	1	0	22	22:38	10	13	5	1	1	E	
25/25	11/27	CGY	3	PP, SH	0	3	0	25	19:05	12	16	5	0	1	2	200th NHL GOAL - GWG
26/26	11/29	@NYR	0	1	1	2	21	19:53	14	5	3	0	1	1		
27/27	12/2	ATL	3	0	3	0	23	20:27	12	9	5	0	0	2	7th NHL HAT TRICK - GWG	
28/28	12/4	@CBJ	2	PP	0	2	0	18	17:52	8	6	6	0	0	1	
29/29	12/6	NJD	1	1	2	2	23	24:59	8	17	7	1	0	2	GWG	
30/30	12/8	TOR	2	0	2	6	23	20:47	19	7	2	2	0	2		
31/31	12/11	@BUF	0	1	1	2	21	21:00	11	7	3	0	0	2		
32/32	12/14	@PHI	0	2	2PP	2	0	21	21:20	14	11	0	1	0	-1	
33/33	12/15	NYR	0	1	1	0	24	22:09	13	9	0	0	0	-1		
34/34	12/20	PHX	1	PP	2	PP	3	0	20	17:44	13	8	8	1	1	1
35/35	12/22	FLA	1	0	1	0	19	20:26	14	10	8	1	0	2		
36/36	12/23	@WSH	1	1	2	0	25	24:54	11	17	5	1	0	1		
37/37	12/26	@OTT	1	0	1	4	24	24:46	16	13	4	0	2	E		
38/38	12/28	ATL	2	PP	2	4	0	19	15:43	10	8	4	0	0	3	CAREER-HIGH 25-GAME PT STREAK
39/39	12/29	@NYI	0	0	0	0	26	26:16	16	14	2	0	0	-1		
40/40	1/1	WSH	0	0	0	0	25	24:56	14	10	5	0	1	-1		
41/41	1/5	TBL	0	1	1	2	22	19:03	12	11	2	2	0	1		
Half- Season Totals			32	34	66	31	930	21:55	536	435	161	29	31	20		

87

SIDNEY CROSBY • C

GAME # TEAM/ PLAYER	DATE	OPP.	G	A	P	PIM	SHIFTS	TOI	F/O WON	F/O LOST	SHOTS	B/S	Hits	+/-	REMARKS
42/	1/6	@MTL	-	-	-	-	-	-	-	-	-	-	-	-	INJ
43/	1/8	MIN	-	-	-	-	-	-	-	-	-	-	-	-	INJ
44/	1/10	BOS	-	-	-	-	-	-	-	-	-	-	-	-	INJ
45/	1/12	@MTL	-	-	-	-	-	-	-	-	-	-	-	-	INJ
46/	1/15	BOS	-	-	-	-	-	-	-	-	-	-	-	-	INJ
47/	1/18	DET	-	-	-	-	-	-	-	-	-	-	-	-	INJ
48/	1/20	@NJD	-	-	-	-	-	-	-	-	-	-	-	-	INJ
49/	1/22	CAR	-	-	-	-	-	-	-	-	-	-	-	-	INJ
50/	1/25	NYI	-	-	-	-	-	-	-	-	-	-	-	-	INJ
51/	2/1	@NYR	-	-	-	-	-	-	-	-	-	-	-	-	INJ
52/	2/2	NYI	-	-	-	-	-	-	-	-	-	-	-	-	INJ
53/	2/4	BUF	-	-	-	-	-	-	-	-	-	-	-	-	INJ
54/	2/6	@WSH	-	-	-	-	-	-	-	-	-	-	-	-	INJ
55/	2/8	CBJ	-	-	-	-	-	-	-	-	-	-	-	-	INJ
56/	2/10	LAK	-	-	-	-	-	-	-	-	-	-	-	-	INJ
57/	2/11	@NYI	-	-	-	-	-	-	-	-	-	-	-	-	INJ
58/	2/13	@NYR	-	-	-	-	-	-	-	-	-	-	-	-	INJ
59/	2/16	@COL	-	-	-	-	-	-	-	-	-	-	-	-	INJ
60/	2/20	@CHI	-	-	-	-	-	-	-	-	-	-	-	-	INJ
61/	2/21	WSH	-	-	-	-	-	-	-	-	-	-	-	-	INJ
62/	2/23	SJS	-	-	-	-	-	-	-	-	-	-	-	-	INJ
63/	2/25	@CAR	-	-	-	-	-	-	-	-	-	-	-	-	INJ
64/	2/26	@TOR	-	-	-	-	-	-	-	-	-	-	-	-	INJ
65/	3/2	@TOR	-	-	-	-	-	-	-	-	-	-	-	-	INJ
66/	3/4	@NJD	-	-	-	-	-	-	-	-	-	-	-	-	INJ
67/	3/5	BOS	-	-	-	-	-	-	-	-	-	-	-	-	INJ
68/	3/8	BUF	-	-	-	-	-	-	-	-	-	-	-	-	INJ
69/	3/12	MTL	-	-	-	-	-	-	-	-	-	-	-	-	INJ
70/	3/13	EDM	-	-	-	-	-	-	-	-	-	-	-	-	INJ
71/	3/15	@OTT	-	-	-	-	-	-	-	-	-	-	-	-	INJ
72/	3/20	NYR	-	-	-	-	-	-	-	-	-	-	-	-	INJ
73/	3/21	@DET	-	-	-	-	-	-	-	-	-	-	-	-	INJ
74/	3/24	@PHI	-	-	-	-	-	-	-	-	-	-	-	-	INJ
75/	3/25	NJD	-	-	-	-	-	-	-	-	-	-	-	-	INJ
76/	3/27	FLA	-	-	-	-	-	-	-	-	-	-	-	-	INJ
77/	3/29	PHI	-	-	-	-	-	-	-	-	-	-	-	-	INJ
78/	3/31	@TBL	-	-	-	-	-	-	-	-	-	-	-	-	INJ
79/	4/2	@FLA	-	-	-	-	-	-	-	-	-	-	-	-	INJ
80/	4/5	NJD	-	-	-	-	-	-	-	-	-	-	-	-	INJ
81/	4/8	@NYI	-	-	-	-	-	-	-	-	-	-	-	-	INJ
82/	4/10	@ATL	-	-	-	-	-	-	-	-	-	-	-	-	INJ
Second- Half Totals			-	-	-	-	-	-	-	-	-	-	-	-	
Final Totals			32	34	66	31	930	21:55	536	435	161	29	31	20	



# PASCAL DUPUIS • 9

**Position:** LW**Shoots:** Left**Ht:** 6-1**Wt:** 205**DOB:** 4/7/79**Birthplace:** Laval, PQ

**Acquired:** From Atlanta on Feb. 26, 2008 with Marian Hossa for Colby Armstrong, Erik Christensen, Angelo Esposito and a 2008 first-round pick.


[pittsburghpenguins.com/pascaldupuis](http://pittsburghpenguins.com/pascaldupuis)


**2010-11:** Appeared in 81 games for Pittsburgh, recording 17 goals, 20 assists, 37 points and a plus-16 rating ... His 37 points were the third-highest total in his career ... Broke the 30-point barrier for third time in his career and hit double digits in goals for ninth straight season ... Led team with four shorthanded goals - ranking fifth (tied) in the NHL ... Scored the game-deciding shootout goal to secure the longest shootout win (seven rounds) in franchise history at Washington Dec. 23 ... Appeared in his 600th career NHL game at Anaheim Nov. 5.

**NHL CAREER:** Speedy, veteran winger has played in 668 games during his nine-year career ... Compiled 130 goals, 147 assists and 277 points with stints in Minnesota, Atlanta, NY Rangers and Pittsburgh ... Scored a goal in his first game with the Penguins Feb. 28, 2008 vs. Boston and has scored a goal in his first game with all four of his NHL teams (Minnesota, NY Rangers, Atlanta) ... Recorded first career hat trick Dec. 11, 2008 vs. NY Islanders ... Posted his 200th career point with a goal April 5, 2009 at Florida ... Notched three assists Feb. 21, 2009 at Philadelphia, including 100th assist of his career ... Has scored at least 10 goals in nine straight NHL seasons ... Has 26 points (9+17) in 69 career postseason games ... Reached NHL as undrafted free agent in 2000 with Minnesota and played parts of six seasons with Wild ... Set career highs with 20 goals, 28 assists, 48 points, plus-17 rating and 44 penalty minutes with Wild in 2002-03.

**INTERNATIONAL:** Played eight games for HC Ajoie of the Swiss-2 League during NHL lockout in 2004-05, scoring five goals and 10 points.

**JUNIOR:** Scored 50 goals and 105 points in 61 games for Shawinigan of Quebec Major Junior Hockey League in 1999-2000 ... Played four seasons in QMJHL with Rouyn-Noranda and Shawinigan from 1996-2000, recording 247 career points (105+142) in 229 games.

**PERSONAL:** Nickname - "Doooper" ... Played soccer growing up in Quebec province ... Was fan of Michel Goulet and Quebec Nordiques ... Lists Montreal as his favorite road city and the Bell Centre as his favorite road arena ... Other favorites include: vacation spot - Bahamas; food - steak and sushi; movie - Braveheart; sport other than hockey - golf ... Pascal and his wife, Carole-Lyne, have three daughters, Maeve, Zoe and Lola, and a son, Kody ... The family resides in Blainville, Quebec in the offseason ... Signed through 2010-11.



## CAREER VS. NHL

	GP	G	A	PTS	PIM
ANA	21	1	7	8	8
ATL	18	3	5	8	8
BOS	21	7	4	11	10
BUF	23	4	6	10	6
CGY	27	7	6	13	14
CAR	24	8	4	12	10
CHI	19	3	6	9	10
COL	30	4	8	12	20
CBJ	22	4	3	7	6
DAL	20	5	5	10	2
DET	26	2	7	9	8
EDM	30	8	6	14	10
FLA	24	7	4	11	4
LAK	19	3	5	8	12
MIN	4	2	2	4	2
MON	22	5	5	10	6
NSH	18	2	4	6	18
NJD	29	4	5	9	10
NYI	25	6	8	14	27
NYR	30	6	8	14	14
OTT	23	4	3	7	8
PHI	29	3	7	10	8
PHX	18	5	3	8	16
PIT	8	2	0	2	4
SJS	21	4	1	5	4
STL	18	3	3	6	4
TBL	25	6	9	15	16
TOR	20	4	5	9	8
VAN	30	6	4	10	24
WSH	24	2	4	6	6
<b>Totals</b>	<b>668</b>	<b>130</b>	<b>147</b>	<b>277</b>	<b>303</b>

## CAREER HIGHS

**Goals:** 3 (1 time), 12/11/08 vs. NYI**Assists:** 4 (1 time), 3/25/04 at CHI**Points:** 4 (1 time), 3/25/04 at CHI (0+4)**SOG:** 10 (1 time), 3/4/10 at NYR**PIM:** 15 (1 time), 2/11/11 at NYI**Hat tricks:** 1, 12/11/08 vs. NYI (3G)



## CAREER STATISTICS

REGULAR SEASON													PLAYOFFS				
YEAR	TEAM	LEAGUE	GP	G	A	PTS	PIM	+/-	PP	SH	GW	S	GP	G	A	PTS	PIM
1996-97	Rouyn-Noranda	QMJHL	44	9	15	24	20	--	--	--	--	--	--	--	--	--	--
1997-98	Rouyn-Noranda	QMJHL	39	9	17	26	36	--	--	--	--	--	--	--	--	--	--
	Shawinigan	QMJHL	28	7	13	20	10	--	--	--	--	--	6	2	0	2	4
	Shawinigan	QMJHL	57	30	42	72	118	--	--	--	--	--	6	1	8	9	18
1999-00	Shawinigan	QMJHL	61	50	55	105	99	--	--	--	--	--	13	15	7	22	4
2000-01	Minnesota	NHL	4	1	0	1	4	0	1	0	0	8	--	--	--	--	--
	Cleveland	IHL	70	19	24	43	37	--	--	--	--	--	4	0	0	0	0
	Minnesota	NHL	76	15	12	27	16	-10	3	2	0	154	--	--	--	--	--
2002-03	Minnesota	NHL	80	20	28	48	44	17	6	0	4	183	16	4	4	8	8
2003-04	Minnesota	NHL	59	11	15	26	20	5	2	0	1	127	--	--	--	--	--
2004-05	HC Ajoie	Swiss-2	8	5	5	10	26	--	--	--	--	--	6	6	8	14	8
2005-06	Minnesota	NHL	67	10	16	26	40	-10	4	0	2	151	--	--	--	--	--
2006-07	Minnesota	NHL	48	10	3	13	38	-7	2	2	0	106	--	--	--	--	--
	NY Rangers	NHL	6	1	0	1	0	-4	0	0	0	10	--	--	--	--	--
	Atlanta	NHL	17	3	2	5	4	-6	0	0	1	40	4	1	2	3	4
2007-08	Atlanta	NHL	62	10	5	15	24	-4	0	3	1	111	--	--	--	--	--
	PITTSBURGH	NHL	16	2	10	12	8	4	0	0	0	32	20	2	5	7	18
	PITTSBURGH	NHL	71	12	16	28	30	1	0	0	2	145	16	0	0	0	8
2009-10	PITTSBURGH	NHL	81	18	20	38	16	5	0	0	5	157	13	2	6	8	4
2010-11	PITTSBURGH	NHL	81	17	20	37	59	16	0	4	3	171	--	--	--	--	--
NHL TOTALS			668	130	147	277	303	7	18	11	19	1,395	69	9	17	26	42
PITTSBURGH TOTALS			249	49	66	115	113	26	0	4	10	505	49	4	11	15	30

## 9 PASCAL DUPUIS • LW

GAME # TEAM/ PLAYER	DATE	OPP.	G	A	P	PIM	SHIFTS	TOI	F/O WON	F/O LOST	SHOTS	B/S	Hits	+/-	REMARKS
1/1	10/7	PHI	0	0	0	0	15	12:14	-	-	0	0	3	E	
2/2	10/9	MTL	0	0	0	0	16	15:05	-	-	1	0	2	-1	
3/3	10/11	@NJD	0	0	0	0	18	12:57	-	-	0	0	2	E	
4/4	10/13	TOR	0	0	0	0	17	16:12	-	-	4	0	2	E	
5/5	10/15	NYI	0	0	0	0	20	15:37	1	1	2	1	0	E	
6/6	10/16	@PHI	0	1	1	0	19	14:46	0	1	1	2	0	2	
7/7	10/18	OTT	1	0	1	0	18	16:26	-	-	1	1	0	1	
8/8	10/21	@NSH	0	0	0	2	19	12:41	-	-	1	0	0	-1	
9/9	10/23	@STL	0	0	0	2	22	15:44	0	1	1	2	0	E	
10/10	10/27	@TBL	1	0	1	4	20	15:45	-	-	2	0	3	1	
11/11	10/29	PHI	0	0	0	0	19	16:09	-	-	1	2	1	E	
12/12	10/30	@CAR	2	0	2	2	22	17:30	-	-	4	1	2	2	GWG
13/	11/3	@DAL	-	-	-	-	-	-	-	-	-	-	-	-	PER
14/13	11/5	@ANA	0	1	1	0	19	16:01	-	-	5	0	3	-1	600th NHL GAME
15/14	11/6	@PHX	0	0	0	2	25	19:04	-	-	5	0	1	1	
16/15	11/10	BOS	0	0	0	0	21	19:46	0	2	7	1	1	-3	
17/16	11/12	TBL	1	1	2	2	21	14:25	-	-	2	1	1	3	
18/17	11/13	@ATL	0	0	0	0	20	17:07	0	1	2	0	3	E	
19/18	11/15	NYR	0	1	1	0	19	15:03	-	-	2	0	3	E	
20/19	11/17	VAN	0	0	0	2	21	19:12	-	-	1	1	1	E	
21/20	11/19	CAR	0	0	0	0	24	20:56	-	-	2	1	0	-2	
22/21	11/22	@FLA	0	0	0	0	23	18:46	-	-	0	1	2	-1	
23/22	11/24	@BUF	1	0	1	0	24	18:13	-	-	6	0	0	1	GWG
24/23	11/26	OTT	0	0	0	0	24	21:30	-	-	3	0	0	E	
25/24	11/27	CGY	0	0	0	2	21	19:12	-	-	2	0	1	E	
26/25	11/29	@NYR	0	2	2	0	21	17:54	-	-	2	0	1	2	
27/26	12/2	ATL	0	0	0	0	22	20:24	-	-	2	0	3	2	
28/27	12/4	@CBJ	0	0	0	0	21	17:50	-	-	4	0	1	E	
29/28	12/6	NJD	0	1	1	4	22	17:52	-	-	2	2	0	2	
30/29	12/8	TOR	1 SH	0	1	0	23	20:05	-	-	3	0	1	2	
31/30	12/11	@BUF	0	1	1	2	23	20:27	0	1	0	1	0	1	
32/31	12/14	@PHI	0	0	0	0	24	20:04	0	1	1	0	1	-2	
33/32	12/15	NYR	0	0	0	0	22	17:39	1	1	0	0	1	-1	
34/33	12/20	PHX	0	0	0	0	23	14:50	1	0	3	0	0	-1	
35/34	12/22	FLA	1	0	1	0	18	14:08	-	0	2	0	1	1	
36/35	12/23	@WSH	0	0	0	0	22	15:53	-	0	1	0	0	2	GAME- DECIDING SHOOTOUT GOAL
37/36	12/26	@OTT	0	0	0	0	21	17:36	-	-	4	0	0	-1	
38/37	12/28	ATL	0	1	1	2	20	16:10	-	-	3	1	2	2	
39/38	12/29	@NYI	0	0	0	2	21	18:29	-	-	2	0	1	-1	
40/39	1/1	WSH	0	0	0	0	20	17:05	-	-	1	0	4	-1	
41/40	1/5	TBL	0	1	1	0	19	16:45	-	-	3	2	3	1	
Half- Season Totals			8	10	18	28	829	17:05	3	9	88	20	50	10	

## 9 PASCAL DUPUIS • LW

GAME # TEAM/ PLAYER	DATE	OPP.	G	A	P	PIM	SHIFTS	TOI	F/O WON	F/O LOST	SHOTS	B/S	Hits	+/-	REMARKS	
42/41	1/6	@MTL	0	0	0	0	23	21:00	-	-	4	1	1	-1		
43/42	1/8	MIN	0	0	0	2	18	14:39	-	-	0	0	1	-1		
44/43	1/10	BOS	0	0	0	0	18	14:17	0	1	1	1	0	-1		
45/44	1/12	@MTL	0	0	0	0	21	15:05	-	0	3	1	3	E		
46/45	1/15	BOS	1	0	1	6	19	16:17	-	-	3	0	3	1		
47/46	1/18	DET	0	1	1	0	19	16:02	-	-	2	3	0	1		
48/47	1/20	@NJD	0	0	0	0	19	16:45	-	-	0	0	0	E		
49/48	1/22	CAR	1	SH	0	1	0	22	15:37	-	-	1	0	2	1	GWG
50/49	1/25	NYI	0	0	0	0	19	18:34	-	-	1	3	2	E		
51/50	2/1	@NYR	0	0	0	0	35	22:44	0	2	2	2	1	1		
52/51	2/2	NYI	0	1	1	0	18	17:52	0	1	1	2	2	1		
53/52	2/4	BUF	0	1	1	0	19	15:28	-	-	1	0	4	-1		
54/53	2/6	@WSH	0	0	0	0	23	18:05	-	-	1	3	1	E		
55/54	2/8	CBJ	0	0	0	0	22	17:10	1	0	4	0	4	E		
56/55	2/10	LAK	0	1	1	2	26	22:16	-	-	3	0	3	1		
57/56	2/11	@NYI	0	0	0	15	10	07:09	-	-	0	0	1	-1		
58/57	2/13	@NYR	0	1	1	4	19	15:30	0	1	2	0	3	E		
59/58	2/16	@COL	0	0	0	0	25	20:13	-	-	2	2	2	E		
60/59	2/20	@CHI	0	0	0	0	24	18:29	0	2	1	1	1	E		
61/60	2/21	WSH	0	0	0	0	23	20:54	-	-	5	1	2	E		
62/61	2/23	SJS	0	0	0	0	28	22:25	0	1	2	3	1	-1		
63/62	2/25	@CAR	1	0	1	0	18	15:27	-	-	2	0	2	E		
64/63	2/26	@TOR	0	1	1	2	22	18:01	-	-	3	0	0	1		
65/64	3/2	@TOR	0	1	1	0	16	14:19	-	-	1	0	0	-1		
66/65	3/4	@NJD	0	0	0	0	19	16:49	-	-	1	0	0	E		
67/66	3/5	BOS	0	0	0	0	18	14:42	-	-	1	0	1	1		
68/67	3/8	BUF	0	0	0	0	16	12:38	-	-	2	1	1	-1		
69/68	3/12	MTL	0	0	0	0	19	15:17	-	-	1	0	0	-1		
70/69	3/13	EDM	0	1	1	0	18	13:34	-	-	2	0	1	2		
71/70	3/15	@OTT	0	0	0	0	18	16:32	1	0	2	1	1	2		
72/71	3/20	NYR	0	0	0	0	19	14:56	-	-	2	0	1	-1		
73/72	3/21	@DET	2	SH	1	3	0	24	17:58	1	1	5	0	1	3	
74/73	3/24	@PHI	0	0	0	0	22	17:12	0	1	1	0	4	E		
75/74	3/25	NJD	0	0	0	0	17	16:04	-	-	1	0	5	E		
76/75	3/27	FLA	0	0	0	0	19	13:54	-	-	1	1	1	-1		
77/76	3/29	PHI	0	0	0	0	19	13:58	0	1	3	0	2	-1		
78/77	3/31	@TBL	0	0	0	0	19	15:04	-	-	1	2	4	E		
79/78	4/2	@FLA	1	0	1	0	18	15:29	0	1	4	1	1	E		
80/79	4/5	NJD	2	SH	0	2	0	20	15:42	-	-	3	3	1	2	
81/	4/8	@NYI	0	0	0	0	29	20:02	0	1	6	2	3	-1		
82/	4/10	@ATL	1	1	2	0	23	17:58	-	-	2	1	1	2		
Second- Half Totals			9	10	19	31	843	16:38	3	13	83	35	67	6		
Final Totals			17	20	37	59	1672	16:52	6	22	171	55	117	16		

## DERYK ENGELLAND • 5

**Position:** D**Shoots:** Right**Ht:** 6-2**Wt:** 202**DOB:** 4/3/82**Birthplace:** Edmonton, AB**Acquired:** Signed by Penguins as a free agent on July 16, 2007.
[pittsburghpenguins.com/derykengelland](http://pittsburghpenguins.com/derykengelland)

**2010-11:** Completed first career NHL season, seeing action in 63 games for Pittsburgh ... Posted 10 points (3+7) and 123 penalty minutes ... Scored his first career NHL goal Nov. 12 vs. Tampa Bay ... Established himself as an NHL heavyweight fighter after defeating several of the league's top contenders, including Jody Shelley and Colton Orr ... Voted by Pittsburgh Chapter of the Professional Hockey Writers Association as the team's representative for the NHL Bill Masterton Award - the player who best exemplifies the qualities of perseverance, sportsmanship and dedication to hockey ... Signed three-year contract extension Jan. 3 that will keep him in Pittsburgh through the 2013-14 season.



## CAREER VS. NHL

	GP	G	A	PTS	PIM
ANA	2	0	1	1	7
ATL	4	0	2	2	5
BOS	5	0	1	1	5
BUF	3	0	1	1	2
CGY	1	0	0	0	9
CAR	3	0	0	0	6
CHI	1	0	0	0	0
COL	1	0	0	0	0
CBJ	1	1	0	1	2
DAL	1	0	0	0	2
DET	2	0	0	0	0
EDM	1	0	0	0	0
FLA	1	0	1	1	0
LAK	1	0	0	0	5
MIN	-	-	-	-	-
MON	4	0	0	0	0
NSH	1	0	0	0	5
NJD	5	0	0	0	7
NYI	6	0	1	1	19
NYR	5	1	1	2	7
OTT	4	0	0	0	22
PHI	5	0	0	0	13
PHX	2	0	0	0	10
PIT	-	-	-	-	-
SJS	1	0	1	1	2
STL	1	0	0	0	0
TBL	2	1	0	1	0
TOR	4	0	0	0	12
VAN	1	0	0	0	0
WSH	4	0	0	0	0
<b>Totals</b>	<b>72</b>	<b>3</b>	<b>9</b>	<b>12</b>	<b>140</b>

**PRO CAREER:** Played 72 career NHL games, all for Pittsburgh ... Career totals of three goals, nine assists, 12 points and 140 penalty minutes ... Made his NHL debut with Pittsburgh in 2009-10, playing in nine games and recording two assists and 17 penalty minutes ... Played his first career game Nov. 10, 2009 at Boston and posted first point (assist) Nov. 16 against Anaheim; was also a plus-3 vs. Ducks ... Drafted by New Jersey in the sixth round (194th overall) of the 2000 NHL Entry Draft ... Turned pro in 2003-04 and has played for Lowell, Hershey and Wilkes-Barre/Scranton of the American Hockey League and Las Vegas, South Carolina and Reading of the East Coast Hockey League ... Posted 42 points (10+32), 402 penalty minutes and a plus-11 rating in 231 career games with Wilkes-Barre/Scranton ... Recorded six points (1+5) and 27 penalty minutes in 39 playoff games with WBS and helped the team earn a berth in the Calder Cup Final in 2008 ... Steady presence on the WBS blue line, appearing in 231 regular-season and 39 postseason contests in his first three seasons after signing in July 2007 ... Played in his 100th consecutive regular-season game Nov. 26 vs. Philadelphia ... Streak was broken during a call up to Pittsburgh ... Made Wilkes-Barre/Scranton debut Oct. 3, 2007 vs. Hershey Bears, his former team ... Scored first WBS goal Nov. 21 vs. Worcester ... Minor league totals are 109 points (24+85) with 840 penalty minutes in 486 games.

**JUNIOR:** Played five years of junior hockey with Moose Jaw of Western Hockey League.

**PERSONAL:** Nickname - "Engo" ... Favorite player growing up was Paul Coffey ... Other favorites include: vacation spot - Shueswap Lake in British Columbia; music - country, Craig Morgan at the moment; movies - Heat and Hangover ... Married to Melissa ... Signed through 2013-14 season.

## CAREER HIGHS

**Goals:** 1 (3 times), 2/13/11 at NYR**Assists:** 1 (7 times), 3/8/11 vs. BUF**Points:** 1 (12 times), 3/8/11 vs. BUF (0+1)**SOG:** 3 (6 times), 3/5/11 at BOS**PIM:** 15 (1 time), 3/15/11 at OTT





CAREER STATISTICS

REGULAR SEASON													PLAYOFFS				
YEAR	TEAM	LEAGUE	GP	G	A	PTS	PIM	+/-	PP	SH	GW	S	GP	G	A	PTS	PIM
1998-99	Moose Jaw	WHL	2	0	0	0	0	--	--	--	--	--	--	--	--	--	--
1999-00	Moose Jaw	WHL	55	0	5	5	62	--	--	--	--	--	4	0	0	0	0
2000-01	Moose Jaw	WHL	65	4	11	15	157	--	--	--	--	--	4	0	0	0	10
2001-02	Moose Jaw	WHL	56	7	10	17	102	--	--	--	--	--	12	0	2	2	27
2002-03	Moose Jaw	WHL	65	3	8	11	199	--	--	--	--	--	13	1	1	2	20
2003-04	Lowell	AHL	26	0	0	0	34	--	--	--	--	--	--	--	--	--	--
	Las Vegas	ECHL	35	2	11	13	63	--	--	--	--	--	2	0	0	0	0
2004-05	Las Vegas	ECHL	72	5	16	21	138	--	--	--	--	--	--	--	--	--	--
2005-06	Hershey	AHL	37	0	4	4	77	--	--	--	--	--	1	0	0	0	0
	South Carolina	ECHL	35	3	13	16	20	--	--	--	--	--	--	--	--	--	--
2006-07	Hershey	AHL	44	4	6	10	95	--	--	--	--	--	14	0	0	0	14
	Reading	ECHL	6	0	3	3	8	--	--	--	--	--	--	--	--	--	--
2007-08	Wilkes-Barre	AHL	80	2	15	17	141	10	0	0	1	99	23	1	3	4	14
2008-09	Wilkes-Barre	AHL	80	3	11	14	143	-1	1	0	0	82	12	0	2	2	6
2009-10	PITTSBURGH	NHL	9	0	2	2	17	-2	0	0	0	4	--	--	--	--	--
	Wilkes-Barre	AHL	71	5	6	11	121	10	0	0	0	91	4	0	1	1	7
2010-11	PITTSBURGH	NHL	63	3	7	10	123	-5	0	0	0	49	--	--	--	--	--
PIT/NHL			72	3	9	12	140	-7	0	0	0	53	--	--	--	--	--

## 5 DERYK ENGELLAND • D

GAME # TEAM/ PLAYER	DATE	OPP.	G	A	P	PIM	SHIFTS	TOI	F/O WON	F/O LOST	SHOTS	B/S	Hits	+/-	REMARKS
1/1	10/7	PHI	0	0	0	2	17	12:38	-	-	0	1	1	E	
2/	10/9	MTL	-	-	-	-	-	-	-	-	-	-	-	-	DND
3/2	10/11	@NJD	0	0	0	0	17	13:18	-	-	1	0	2	E	
4/3	10/13	TOR	0	0	0	5	16	10:52	-	-	0	2	0	-1	
5/4	10/15	NYI	0	1	1	2	24	18:49	-	-	0	0	4	E	
6/5	10/16	@PHI	0	0	0	0	19	14:11	-	-	0	0	1	E	
7/6	10/18	OTT	0	0	0	5	21	16:31	-	-	0	1	3	E	
8/7	10/21	@NSH	0	0	0	5	20	14:10	-	-	0	0	4	-1	
9/8	10/23	@STL	0	0	0	0	18	14:20	-	-	3	0	4	E	
10/9	10/27	@TBL	0	0	0	0	17	13:14	-	-	3	0	1	-1	
11/10	10/29	PHI	0	0	0	7	19	13:40	-	-	0	3	1	-1	
12/11	10/30	@CAR	0	0	0	2	24	18:14	-	-	1	1	1	E	
13/12	11/3	@DAL	0	0	0	2	20	16:12	-	-	1	2	3	1	
14/13	11/5	@ANA	0	0	0	5	14	10:40	-	-	0	0	4	-2	
15/14	11/6	@PHX	0	0	0	5	11	06:23	-	-	0	1	2	-1	
16/	11/10	BOS	-	-	-	-	-	-	-	-	-	-	-	-	DND
17/15	11/12	TBL	1	0	1	0	14	11:29	-	-	1	0	0	3	1st NHL GOAL
18/16	11/13	@ATL	0	1	1	0	19	13:55	-	-	1	0	1	1	
19/17	11/15	NYR	0	0	0	0	14	10:51	-	-	1	1	0	-1	
20/18	11/17	VAN	0	0	0	0	19	13:14	-	-	1	0	0	E	
21/19	11/19	CAR	0	0	0	4	17	12:34	-	-	2	2	3	-1	
22/	11/22	@FLA	-	-	-	-	-	-	-	-	-	-	-	-	DND
23/20	11/24	@BUF	0	0	0	0	15	11:16	-	-	0	0	2	E	
24/	11/26	OTT	-	-	-	-	-	-	-	-	-	-	-	-	DND
25/21	11/27	CGY	0	0	0	9	18	13:22	-	-	1	6	2	E	
26/22	11/29	@NYR	0	0	0	2	18	14:52	-	-	0	0	3	1	
27/23	12/2	ATL	0	1	1	0	16	14:13	-	-	0	1	2	E	
28/24	12/4	@CBJ	1	0	1	2	19	17:23	-	-	3	1	2	3	
29/25	12/6	NJD	0	0	0	5	15	12:52	-	-	0	0	1	E	
30/26	12/8	TOR	0	0	0	5	14	10:57	-	-	1	1	0	E	
31/	12/11	@BUF	-	-	-	-	-	-	-	-	-	-	-	-	DND
32/27	12/14	@PHI	0	0	0	2	15	09:48	-	-	0	0	3	-1	
33/	12/15	NYR	-	-	-	-	-	-	-	-	-	-	-	-	DND
34/28	12/20	PHX	0	0	0	5	20	14:04	-	-	1	0	2	1	
35/	12/22	FLA	-	-	-	-	-	-	-	-	-	-	-	-	DND
36/29	12/23	@WSH	0	0	0	0	12	08:54	-	-	1	5	1	E	
37/30	12/26	@OTT	0	0	0	2	15	12:48	-	-	0	0	2	0	
38/	12/28	ATL	-	-	-	-	-	-	-	-	-	-	-	-	DND
39/31	12/29	@NYI	0	0	0	0	19	16:22	-	-	0	0	2	E	
40/32	1/1	WSH	0	0	0	0	17	12:44	-	-	0	2	4	-1	
41/	1/5	TBL	-	-	-	-	-	-	-	-	-	-	-	-	DND
Half- Season Totals			2	3	5	76	553	13:16	-	-	22	30	61	-1	

## 5 DERYK ENGELLAND • D

GAME # TEAM/ PLAYER	DATE	OPP.	G	A	P	PIM	SHIFTS	TOI	F/O WON	F/O LOST	SHOTS	B/S	Hits	+/-	REMARKS
42/33	1/6	@MTL	0	0	0	0	6	05:13	-	-	0	0	1	E	
43/	1/8	MIN	-	-	-	-	-	-	-	-	-	-	-	-	DND
44/34	1/10	BOS	0	1	1	0	13	10:50	-	-	0	1	2	1	
45/35	1/12	@MTL	0	0	0	0	18	13:43	-	-	1	2	4	-1	
46/36	1/15	BOS	0	0	0	0	19	13:10	-	-	1	2	3	-1	
47/37	1/18	DET	0	0	0	0	15	12:35	-	-	0	0	1	E	
48/	1/20	@NJD	-	-	-	-	-	-	-	-	-	-	-	-	DND
49/	1/22	CAR	-	-	-	-	-	-	-	-	-	-	-	-	DND
50/	1/25	NYI	-	-	-	-	-	-	-	-	-	-	-	-	DND
51/38	2/1	@NYR	0	1	1	5	18	11:38	-	-	1	1	1	1	
52/39	2/2	NYI	0	0	0	0	15	12:51	-	-	1	0	6	E	
53/40	2/4	BUF	0	0	0	0	17	13:25	-	-	3	1	3	-1	
54/41	2/6	@WSH	0	0	0	0	18	16:40	-	-	2	3	3	E	
55/	2/8	CBJ	-	-	-	-	-	-	-	-	-	-	-	-	DND
56/42	2/10	LAK	0	0	0	5	16	11:30	-	-	0	0	4	E	
57/43	2/11	@NYI	0	0	0	12	9	06:10	-	-	0	0	0	-3	
58/44	2/13	@NYR	1	0	1	0	15	13:28	-	-	1	3	2	1	
59/45	2/16	@COL	0	0	0	0	16	14:01	-	-	1	0	0	-1	
60/46	2/20	@CHI	0	0	0	0	18	14:40	-	-	1	0	3	E	
61/47	2/21	WSH	0	0	0	0	20	14:14	-	-	0	1	1	E	
62/48	2/23	SJS	0	1	1	2	25	19:03	-	-	2	0	3	E	
63/49	2/25	@CAR	0	0	0	0	20	19:40	-	-	1	1	1	E	
64/50	2/26	@TOR	0	0	0	0	22	19:42	-	-	0	4	3	E	
65/51	3/2	@TOR	0	0	0	2	15	13:19	-	-	3	1	0	-2	
66/52	3/4	@NJD	0	0	0	0	23	19:14	-	-	2	0	1	E	
67/53	3/5	BOS	0	0	0	0	15	11:21	-	-	3	0	1	E	
68/54	3/8	BUF	0	1	1	2	16	10:18	-	-	0	0	2	1	
69/55	3/12	MTL	0	0	0	0	19	15:26	-	-	0	0	2	E	
70/56	3/13	EDM	0	0	0	0	17	15:00	-	-	1	1	1	1	
71/57	3/15	@OTT	0	0	0	15	16	12:37	-	-	0	0	1	E	
72/58	3/20	NYR	0	0	0	0	19	12:56	-	-	1	1	2	E	
73/59	3/21	@DET	0	0	0	0	12	07:20	-	-	0	0	1	E	
74/60	3/24	@PHI	0	0	0	2	17	11:15	-	-	0	0	1	-1	
75/61	3/25	NJD	0	0	0	2	16	13:00	-	-	1	0	3	E	
76/	3/27	FLA	-	-	-	-	-	-	-	-	-	-	-	-	DND
77/	3/29	PHI	-	-	-	-	-	-	-	-	-	-	-	-	DND
78/	3/31	@TBL	-	-	-	-	-	-	-	-	-	-	-	-	DND
79/	4/2	@FLA	-	-	-	-	-	-	-	-	-	-	-	-	DND
80/	4/5	NJD	-	-	-	-	-	-	-	-	-	-	-	-	DND
81/	4/8	@NYI	0	0	0	0	14	10:28	-	-	0	0	2	1	
82/	4/10	@ATL	0	0	0	0	21	20:49	-	-	1	2	3	E	
Second- Half Totals			1	4	5	47	520	13:24	-	-	27	24	61	-4	
Final Totals			3	7	10	123	1073	13:20	-	-	49	54	122	-5	

# MARC-ANDRE FLEURY • 29

**Position:** G**Catches:** Left**Ht:** 6-2**Wt:** 180**DOB:** 11/28/84**Birthplace:** Sorel, PQ**Acquired:** Drafted by Penguins in the first round (1st overall) in the 2003 Entry Draft.
[pittsburghpenguins.com/marcandrefleury](http://pittsburghpenguins.com/marcandrefleury)

**2010-11:** Completed a Hart Trophy-caliber season with 36 wins, a .918 save percentage and a new career-best in goals-against average (2.32) ... His 36 wins ranked sixth (tied) in the NHL, while his 2.32 GAA tied for seventh (minimum 35 games played) ... His 36 wins are fourth most in Penguins' history ... The Penguins Team MVP posted an overall record of 36-20-5 with three shutouts ... Carried the injury-plagued team (350 man-games lost) down the stretch of the season ... Posted an outstanding 35-14-5 record since Nov. 12 to go with a 2.13 GAA and .926 save percentage ... Set a personal-best 11-game winning streak from Nov. 17 to Dec. 11 ... During 11-game winning streak, posted a 1.62 GAA and .945 save percentage ... Also tied a career high with a 14-game unbeaten streak (13-0-1) from Nov. 12 to Dec. 11 ... Hit the 35-win mark for the third straight season and fourth time in the last five years - only year he didn't was 2007-08 when he played only 35 games due to injury ... Set franchise record for longest shutout sequence in team history at 150:14 (Jocelyn Thibault - 136:13) ... Voted to first career All-Star Team ... Became seventh-youngest goalie to 150 wins (25 years, 349 days) with a victory vs. Tampa Bay Nov. 12 ... Went 8-2 in shootouts, stopping 32 of 38 shooters (84.2 percent).

**NHL CAREER:** Quick, agile and athletic goaltender places second on the Penguins' all-time wins list with 184 and shutouts with 19 ... Boasts a career record of 184-126-2-35 in 367 games with a 2.74 goals-against average and .908 save percentage ... Has recorded at least 35 wins in four of the last five seasons (only time he didn't was when he played in only 35 games due to a high ankle sprain in 2007-08) ... Former No. 1-overall pick (2003) has won nine of his last 11 playoff series, and backstopped the Penguins to a Stanley Cup championship in 2009 after posting a 16-8 record, 2.61 goals-against average and .908 save percentage in 24 postseason games ... Came up with critical saves throughout postseason, including stopping Alex Ovechkin on a breakaway shot early in conference semifinals Game 7 in Washington, a Dan Cleary breakaway shot in Game 6 of the Stanley Cup Final and blanking future Hall of Famer Nicklas Lidstrom with one second left in Game 7 to preserve the Stanley Cup-clinching victory ... Pressure netminder has won last five series-clinching games on the road ... Clutch performer is 6-2 in playoff overtimes ... Notched a 35-18-7 record with a 2.67 goals-against average, .912 save percentage and four shutouts in the 2008-09 regular season ... Started 29 of team's final 31 regular-season games, including 19 consecutive (Feb. 3 - March 14), going 19-6-4 to help team earn a postseason berth ... Notched his 100th career victory March 1, 2009 at Dallas ... Set a new career single-game high with 47 saves Oct. 11, 2008 vs. New Jersey ... In 2008 playoffs, led all goaltenders in save percentage (.933), tied for first in wins (14) and finished second in GAA (1.97) ... Posted three playoff shutouts, including clinching game against Philadelphia in Eastern Conference Finals (6-0) ... Stopped 55 of 58 shots in triple-overtime victory over Red Wings in Game 5 of Stanley Cup Final at Detroit ... His 40 wins in 2006-07 are the second-highest single-season total in Penguins' history, behind only Tom Barrasso's 43 in 1992-93 ... Holds club goaltending record for most games played in a single season (67 in 2009-10 and 2006-07) ... Made NHL debut in 2003-04 as 18 year old ... In first NHL game Oct. 10, 2003 vs. Los Angeles, he stopped 46 of 48 shots, including a penalty shot, in 3-0 loss ... Was NHL Rookie of the Month in October 2003.



## CAREER VS. NHL

	GP	MP	GA	GAA	REC
ANA	5	299	13	2.61	4-1-0
ATL	16	957	36	2.26	12-4-0
BOS	14	831	31	2.24	7-4-2
BUF	15	913	39	2.56	10-3-2
CGY	4	184	4	1.30	2-1-0
CAR	14	727	34	2.81	5-5-3
CHI	6	374	16	2.57	3-1-2
COL	5	260	12	2.76	3-1-0
CBJ	6	284	15	2.62	3-1-1
DAL	4	245	8	1.96	4-0-0
DET	8	486	22	2.72	4-4-0
EDM	6	359	16	2.67	4-2-0
FLA	13	658	34	3.10	6-6-0
LAK	5	307	12	2.35	3-2-0
MIN	5	256	16	3.74	0-5-0
MON	20	1115	64	3.44	10-8-1
NSH	5	285	12	2.54	2-2-1
NJD	30	1720	75	2.61	11-15-4
NYI	23	1307	54	2.48	13-4-4
NYR	36	2127	99	2.80	18-10-7
OTT	17	909	55	3.63	6-8-1
PHI	33	1900	86	2.72	20-10-0
PHX	4	187	7	2.25	2-1-0
PIT	-	-	-	-	-
SJS	4	211	10	2.84	1-2-1
STL	4	205	9	2.63	2-2-0
TBL	23	1315	52	2.37	9-9-3
TOR	21	1179	61	3.11	10-7-3
VAN	3	179	9	3.02	1-2-0
WSH	18	1036	50	2.89	9-6-2
<b>Totals</b>	<b>367</b>	<b>20861</b>	<b>951</b>	<b>2.74</b>	<b>184-126-37</b>

## CAREER HIGHS

**Shots faced:** 51, 1/28/06 at NYR**Saves:** 47, 10/11/08 vs NJ**Shutouts:** 19, last 3/25/11 vs. NJ**Win streak:** 11,  
11/17/10-12/11/10**Shutout streak:** 150:14,  
3/24/11-3/27/11



**INTERNATIONAL:** Earned a gold medal with Team Canada at the 2010 Olympic Games in Vancouver ... Played for Team Canada at World Junior Championships in 2003 and 2004, earning two silver medals ... Was 4-1 with 1.57 GAA in 2003 and 4-1 with 1.81 GAA in 2004 ... World Junior Team Canada teammates included Sidney Crosby and Max Talbot.

**JUNIOR:** Played three full seasons for Cape Breton of the Quebec Major Junior Hockey League from 2000-03 and part of a fourth year after making pro debut in 2003-04 ... Best statistical season was 2001-02 when he went 26-14-9 with 2.78 GAA ... In 10-game stint in 2003-04 went 8-1-1 with 1.98 GAA.

**PERSONAL:** Nickname - "Flower" ... Lists Martin Brodeur and Patrick Roy as hockey idols ... Montreal is favorite road city and Madison Square Garden is his favorite road arena ... Other favorites: food – French pancakes and poutine; restaurant – Ruth's Chris Steakhouse; vacation spot – St. Maarten; band – Nickelback; ... Lists tennis as favorite sport other than hockey ... Would like to meet Will Ferrell for a good laugh ... Signed through 2014-15.



## CAREER STATISTICS

YEAR	TEAM	LEAGUE	GP	W	L	T	MIN	REGULAR SEASON			PLAYOFFS					
								GA	SO	GAA	GP	W-L	MIN	GA	SO	GAA
1999-00	Char-Lem.	QAAA	15	4	9	0	780	36	1	2.77	--	--	--	--	--	--
2000-01	Cape Breton	QMJHL	35	12	13	2	1705	115	0	4.05	2	0-1	32	4	0	7.50
2001-02	Cape Breton	QMJHL	55	26	14	8	3043	141	2	2.78	16	9-7	1,003	55	0	3.29
2002-03	Cape Breton	QMJHL	51	17	24	6	2889	162	2	3.36	4	0-4	228	17	0	4.47
	Canada	WJC	5	4	1	0	267	7	1	1.57	--	--	--	--	--	--
2003-04	PITTSBURGH	NHL	21	4	14	2	1154	70	1	3.64	--	--	--	--	--	--
	Canada	WJC	5	4	1	0	299	9	1	1.81	--	--	--	--	--	--
	Cape Breton	QMJHL	10	8	1	1	606	20	0	1.98	4	1-3	251	13	0	3.10
	Wilkes-Barre	AHL	--	--	--	--	--	--	--	--	2	0-1	92	6	0	3.90
2004-05	Wilkes-Barre	AHL	54	26	19	4	3029	127	5	2.52	4	0-2	151	11	0	4.36
2005-06	PITTSBURGH	NHL	50	13	27	6	2809	152	1	3.25	--	--	--	--	--	--
	Wilkes-Barre	AHL	12	10	2	0	727	19	0	1.57	5	2-3	311	18	0	3.48
2006-07	PITTSBURGH	NHL	67	40	16	9	3905	184	5	2.83	5	1-4	287	18	0	3.76
2007-08	PITTSBURGH	NHL	35	19	10	2	1857	72	4	2.33	20	14-6	1,251	41	3	1.97
	Wilkes-Barre	AHL	5	3	2	0	297	7	0	1.42	--	--	--	--	--	--
2008-09	PITTSBURGH	NHL	62	35	18	7	3641	162	4	2.67	24	16-8	1,447	63	0	2.61
2009-10	PITTSBURGH	NHL	67	37	21	6	3798	168	1	2.65	13	7-6	798	37	1	2.78
	Canada	Olympics	--	--	--	--	--	--	--	--	--	--	--	--	--	--
2010-11	PITTSBURGH	NHL	65	36	20	5	3695	143	3	2.32	--	--	--	--	--	--
PIT/NHL TOTALS			367	184	126	37	20,861	948	19	2.74	62	38-24	3783	159	4	2.52



## 29 MARC-ANDRE FLEURY • G

GAME # TEAM/ PLAYER	DATE	OPP.	DECISION	GOALS AGAINST	SHOTS FACED	SAVES MADE	MINUTES	SAVE %	GAA	SHOOTOUT			REMARKS
										G	ATT	%	
1/1	10/7	PHI	L	3	27	24	59	0.889	3.05	-	-	-	
2/2	10/9	MTL	L	3	27	24	59	0.889	3.05	-	-	-	
3/	10/11	@NJD	-	-	-	-	-	-	-	-	-	-	DNP
4/3	10/13	TOR	L	4	14	10	59	0.714	4.07	-	-	-	
5/	10/15	NYI	-	-	-	-	-	-	-	-	-	-	DNP
6/	10/16	@PHI	-	-	-	-	-	-	-	-	-	-	DNP
7/	10/18	OTT	-	-	-	-	-	-	-	-	-	-	DNP
8/	10/21	@NSH	OTW	3	24	21	64	0.875	2.81	-	-	-	
9/	10/23	@STL	-	-	-	-	-	-	-	-	-	-	DNP
10/	10/27	@TBL	L	4	30	26	59	0.867	4.07	-	-	-	
11/	10/29	PHI	L	3	24	21	59	0.875	3.05	-	-	-	
12/	10/30	@CAR	-	-	-	-	-	-	-	-	-	-	DNP
13/	11/3	@DAL	-	-	-	-	-	-	-	-	-	-	DNP
14/	11/5	@ANA	L	3	19	16	59	0.842	3.05	-	-	-	
15/	11/6	@PHX		2	5	3	7	0.600	17.14	-	-	-	
16/	11/10	BOS	-	-	-	-	-	-	-	-	-	-	DNP
17/	11/12	TBL	W	1	16	15	60	0.938	1.00	-	-	-	150th NHL WIN
18/	11/13	@ATL	W	2	33	31	60	0.939	2.00	-	-	-	
19/	11/15	NYR	OTL	3	25	22	64	0.880	2.81	-	-	-	
20/	11/17	VAN	W	1	30	29	60	0.967	1.00	-	-	-	
21/	11/19	CAR	SOW	4	34	30	65	0.882	3.69	0	2	100.0	
22/	11/22	@FLA	W	2	29	27	60	0.931	2.00	-	-	-	
23/	11/24	@BUF	W	0	30	30	60	1.000	0.00	-	-	-	17th CAREER SHUTOUT
24/	11/26	OTT	W	1	44	43	60	0.977	1.00	-	-	-	
25/	11/27	CGY	-	-	-	-	-	-	-	-	-	-	DNP
26/	11/29	@NYR	W	1	26	25	60	0.962	1.00	-	-	-	
27/	12/2	ATL	W	2	22	20	60	0.909	2.00	-	-	-	
28/	12/4	@CBJ	W	2	23	21	60	0.913	2.00	-	-	-	
29/	12/6	NJD	W	1	28	27	60	0.964	1.00	-	-	-	
30/	12/8	TOR	W	2	25	23	60	0.920	2.00	-	-	-	
31/	12/11	@BUF	W	2	36	34	60	0.944	2.00	-	-	-	CAREER-HIGH 11-GM WIN STREAK
32/	12/14	@PHI	L	3	37	34	59	0.919	3.05	-	-	-	
33/	12/15	NYR	-	-	-	-	-	-	-	-	-	-	DNP
34/	12/20	PHX	W	1	27	26	60	0.963	1.00	-	-	-	
35/	12/22	FLA		1	16	15	20	0.938	3.00	-	-	-	
36/	12/23	@WSH	SOW	2	34	32	64	0.941	1.88	1	7	85.7	
37/	12/26	@OTT	L	3	24	21	58	0.875	3.10	-	-	-	
38/	12/28	ATL	W	3	34	31	60	0.912	3.00	-	-	-	
39/	12/29	@NYI	SOL	1	26	25	65	0.962	0.92	3	4	25.0	
40/	1/1	WSH	L	3	32	29	59	0.906	3.05	-	-	-	
41/	1/5	TBL	W	1	32	31	60	0.969	1.00	-	-	-	
Half- Season Totals			18-9-2	67	833	766	1779	0.920	2.26	4	13	84.6	

29

MARC-ANDRE FLEURY • G

GAME # TEAM/ PLAYER	DATE	OPP.	DECISION	GOALS AGAINST	SHOTS FACED	SAVES MADE	MINUTES	SAVE %	GAA	SHOOTOUT			REMARKS
										G	ATT	%	
42/	1/6	@MTL	-	-	-	-	-	-	-	-	-	-	DNP
43/	1/8	MIN	L	3	36	33	60	0.917	3.00	-	-	-	
44/	1/10	BOS	L	3	31	28	60	0.903	3.00	-	-	-	
45/	1/12	@MTL	W	2	22	20	60	0.909	2.00	-	-	-	
46/	1/15	BOS	W	2	46	44	60	0.957	2.00	-	-	-	20th WIN OF SEASON
47/	1/18	DET	W	1	37	36	60	0.973	1.00	-	-	-	
48/	1/20	@NJD	-	-	-	-	-	-	-	-	-	-	DNP
49/	1/22	CAR	W	2	26	24	60	0.923	2.00	-	-	-	
50/	1/25	NYI	W	0	29	29	60	1.000	0.00	-	-	-	18th CAREER SHUTOUT
51/	2/1	@NYR	SOW	3	29	26	65	0.897	2.77	0	7	100.0	
52/	2/2	NYI	-	-	-	-	-	-	-	-	-	-	COMBINED SHUTOUT W/ JOHNSON
53/	2/4	BUF	W	2	29	27	60	0.931	2.00	-	-	-	7-GAME WIN STREAK
54/	2/6	@WSH	L	2	23	21	60	0.913	2.00	-	-	-	
55/	2/8	CBJ	L	4	25	21	60	0.840	4.00	-	-	-	
56/	2/10	LAK	OTW	1	33	32	65	0.970	0.92	-	-	-	
57/	2/11	@NYI		2	9	7	16	0.778	7.50	-	-	-	
58/	2/13	@NYR	L	5	31	26	59	0.839	5.08	-	-	-	
59/	2/16	@COL	OTW	2	31	29	64	0.935	1.88	-	-	-	175th NHL WIN
60/	2/20	@CHI	SOL	2	31	29	65	0.935	1.85	1	3	66.7	
61/	2/21	WSH	L	1	24	23	59	0.958	1.02	-	-	-	
62/	2/23	SJS	OTL	3	38	35	65	0.921	2.77	-	-	-	
63/	2/25	@CAR	L	3	11	8	31	0.727	5.81	-	-	-	
64/	2/26	@TOR	SOW	5	31	26	65	0.839	4.62	0	3	100.0	
65/	3/2	@TOR	OTW	3	20	17	61	0.850	2.95	-	-	-	
66/	3/4	@NJD	-	-	-	-	-	-	-	-	-	-	DNP
67/	3/5	BOS	OTW	2	31	29	62	0.935	1.94	-	-	-	
68/	3/8	BUF	W	1	30	29	60	0.967	1.00	-	-	-	30th WIN OF SEASON
69/	3/12	MTL	L	3	12	9	27	0.750	6.67	-	-	-	
70/	3/13	EDM	W	1	29	28	60	0.966	1.00	-	-	-	
71/	3/15	@OTT	-	-	-	-	-	-	-	-	-	-	DNP
72/	3/20	NYR	L	4	26	22	60	0.846	4.00	-	-	-	
73/	3/21	@DET	-	-	-	-	-	-	-	-	-	-	DNP
74/	3/24	@PHI	SOW	1	20	19	65	0.950	0.92	1	4	75.0	
75/	3/25	NJD	SOW	0	21	21	65	1.000	0.00	0	3	100.0	19th CAREER SHUTOUT
76/	3/27	FLA	SOW	1	38	37	65	0.974	0.92	0	2	100.0	150:14 SHUTOUT SEQUENCE
77/	3/29	PHI	L	5	24	19	60	0.792	5.00	-	-	-	
78/	3/31	@TBL	L	2	24	22	59	0.917	2.03	-	-	-	
79/	4/2	@FLA	-	-	-	-	-	-	-	-	-	-	DNP
80/	4/5	NJD	W	2	24	22	60	0.917	2.00	-	-	-	35th WIN OF SEASON
81/	4/8	@NYI	SOW	3	38	35	65	0.921	2.77	0	3	100.0	
82/	4/10	@ATL	-	-	-	-	-	-	-	-	-	-	DNP
Second- Half Totals			17-11-3	76	909	833	1923	0.916	2.37	2	25	90.9	
Final Totals			36-20-5	143	1742	1599	3702	0.918	2.32	6	38	84.2	

## ERIC GODARD • 28

**Position:** RW**Shoots:** Right**Ht:** 6-4**Wt:** 214**DOB:** 3/7/80**Birthplace:** Vernon, BC**Acquired:** Signed as a free agent on July 1, 2008.
[pittsburghpenguins.com/ericgodard](http://pittsburghpenguins.com/ericgodard)

**2010-11:** Hard-nosed winger appeared in 19 games for Pittsburgh, posting three assists and 105 penalty minutes ... Topped 100 PIMs for the fourth time in his career.

**NHL CAREER:** Rugged winger compiled 833 penalty minutes in 335 career NHL games with NY Islanders, Calgary and Pittsburgh ... Collected four points (2+2) and 171 penalty minutes in his first season with Pittsburgh in 2008-09 ... Voted by his teammates as the "Player's Player" Award winner as the player that best exemplifies leadership and dedication to teamwork following the 2008-09 season ... Named the team's Edward J. DeBartolo "Community Service" Award winner for his exceptional effort and time committed to community and charity projects ... Played career-high 74 games with Calgary Flames in 2007-08 and registered career-high 171 penalty minutes (since tied) ... Also appeared in five playoff games with Flames ... Made NHL debut with NY Islanders vs. Philadelphia on Oct. 17, 2002 ... Recorded first NHL point with an assist Nov. 20, 2003 vs. Tampa Bay ... Scored first NHL goal Dec. 19, 2005 vs. Toronto.

**JUNIOR:** Played three seasons for Lethbridge of Western Hockey League from 1997-00, tallying 15 points (5+10) with 549 penalty minutes in 133 games ... Led WHL in penalty minutes with 310 in 1999-00.

**PERSONAL:** Nickname - "Godsy" ... Lists Rogers Arena as favorite road arena and Nashville as favorite city to visit on the road ... Other favorites include: food – fried peanut butter and banana sandwiches; movie – Touching the Void and The Union; vacation spot – St. Lucia ... Signed through 2010-11.



## CAREER VS. NHL

	GP	G	A	PTS	PIM
ANA	8	0	0	0	19
ATL	17	0	1	1	62
BOS	11	0	0	0	22
BUF	15	0	0	0	25
CGY	4	0	0	0	12
CAR	9	1	1	2	11
CHI	8	0	0	0	2
COL	14	0	1	1	53
CBJ	12	0	1	1	50
DAL	7	0	0	0	2
DET	7	0	0	0	2
EDM	14	0	1	1	46
FLA	10	0	0	0	30
LAK	6	0	0	0	2
MIN	13	0	0	0	36
MON	11	0	0	0	14
NSH	8	1	0	1	5
NJD	14	0	0	0	22
NYI	14	1	3	4	67
NYR	23	0	0	0	51
OTT	12	1	0	1	48
PHI	22	1	2	3	65
PHX	5	0	0	0	0
PIT	7	0	0	0	5
SJS	7	0	0	0	34
STL	8	0	1	1	10
TBL	14	0	1	1	29
TOR	15	1	0	1	76
VAN	10	0	0	0	24
WSH	10	0	0	0	9
<b>Totals</b>	<b>335</b>	<b>6</b>	<b>12</b>	<b>18</b>	<b>833</b>

## CAREER HIGHS

**Goals:** 1 (6 times), 4/11/10 at NYI**Assists:** 1 (12 times), 4/10/11 at ATL**Points:** 1 (18 times), 4/10/11 at ATL (0+1)**SOG:** 4 (2 times), 12/10/09 at MON**PIM:** 31 (1 time), 2/11/11 at NYI



## CAREER STATISTICS

YEAR	TEAM	LEAGUE	REGULAR SEASON										PLAYOFFS				
			GP	G	A	PTS	PIM	+/-	PP	SH	GW	S	GP	G	A	PTS	PIM
1997-98	Lethbridge	WHL	7	0	0	0	26	--	--	--	--	--	2	0	0	0	0
1998-99	Lethbridge	WHL	66	2	5	7	213	--	--	--	--	--	4	0	0	0	14
1999-00	Lethbridge	WHL	60	3	5	8	310	-15	1	0	0	--	--	--	--	--	--
1999-00	Louisville	AHL	4	0	1	1	16	2	0	0	0	1	--	--	--	--	--
2000-01	Louisville	AHL	45	0	0	0	132	-8	0	0	0	5	--	--	--	--	--
2001-02	Bridgeport	AHL	67	1	4	5	198	1	0	0	1	--	20	0	4	4	30
2002-03	NY Islanders	NHL	19	0	0	0	48	-3	0	0	0	6	2	0	1	1	4
2002-03	Bridgeport	AHL	46	2	2	4	199	-10	2	0	1	37	6	0	0	0	16
2003-04	NY Islanders	NHL	31	0	1	1	97	-2	0	0	0	5	--	--	--	--	--
2003-04	Bridgeport	AHL	7	0	0	0	13	-2	0	0	0	--	--	--	--	--	--
2004-05	Bridgeport	AHL	75	7	11	18	295	-10	2	0	0	--	--	--	--	--	--
2005-06	NY Islanders	NHL	57	2	2	4	115	-2	0	0	0	17	--	--	--	--	--
2006-07	Calgary	NHL	19	0	1	1	50	0	0	0	0	3	--	--	--	--	--
2006-07	Omaha	AHL	36	5	4	9	94	-2	0	1	2	--	--	--	--	--	--
2007-08	Calgary	NHL	74	1	1	2	171	-8	0	0	1	14	5	0	0	0	2
2008-09	PITTSBURGH	NHL	71	2	2	4	171	-3	0	0	0	20	--	--	--	--	--
2009-10	PITTSBURGH	NHL	45	1	2	3	76	2	0	0	0	17	--	--	--	--	--
2010-11	PITTSBURGH	NHL	19	0	3	3	105	4	0	0	0	1	--	--	--	--	--
NHL TOTALS			335	6	12	18	833	-12	0	0	1	83	7	0	1	1	6
PITTSBURGH TOTALS			135	3	7	10	352	3	0	0	0	38	--	--	--	--	--

## 28 ERIC GODARD • RW

GAME # TEAM/ PLAYER	DATE	OPP.	G	A	P	PIM	SHIFTS	TOI	F/O WON	F/O LOST	SHOTS	B/S	Hits	+/-	REMARKS
1/	10/7	PHI	-	-	-	-	-	-	-	-	-	-	-	-	DND
2/	10/9	MTL	-	-	-	-	-	-	-	-	-	-	-	-	DND
3/	10/11	@NJD	-	-	-	-	-	-	-	-	-	-	-	-	DND
4/1	10/13	TOR	0	0	0	0	3	03:24	-	-	0	0	1	E	
5/2	10/15	NYI	0	0	0	5	5	02:24	-	-	0	0	0	1	
6/3	10/16	@PHI	0	0	0	2	11	07:24	-	-	0	0	1	E	
7/	10/18	OTT	-	-	-	-	-	-	-	-	-	-	-	-	DND
8/	10/21	@NSH	-	-	-	-	-	-	-	-	-	-	-	-	DND
9/	10/23	@STL	-	-	-	-	-	-	-	-	-	-	-	-	DND
10/	10/27	@TBL	-	-	-	-	-	-	-	-	-	-	-	-	DND
11/	10/29	PHI	-	-	-	-	-	-	-	-	-	-	-	-	DND
12/4	10/30	@CAR	0	0	0	0	10	08:51	-	-	0	1	1	E	
13/5	11/3	@DAL	0	0	0	2	11	06:20	-	-	0	0	5	1	
14/	11/5	@ANA	-	-	-	-	-	-	-	-	-	-	-	-	DND
15/	11/6	@PHX	-	-	-	-	-	-	-	-	-	-	-	-	DND
16/6	11/10	BOS	0	0	0	5	7	03:49	-	-	0	0	1	E	
17/	11/12	TBL	-	-	-	-	-	-	-	-	-	-	-	-	DND
18/	11/13	@ATL	-	-	-	-	-	-	-	-	-	-	-	-	DND
19/	11/15	NYR	-	-	-	-	-	-	-	-	-	-	-	-	DND
20/	11/17	VAN	-	-	-	-	-	-	-	-	-	-	-	-	DND
21/	11/19	CAR	-	-	-	-	-	-	-	-	-	-	-	-	DND
22/7	11/22	@FLA	0	0	0	2	7	05:21	-	-	0	0	1	E	
23/	11/24	@BUF	-	-	-	-	-	-	-	-	-	-	-	-	DND
24/	11/26	OTT	-	-	-	-	-	-	-	-	-	-	-	-	DND
25/	11/27	CGY	-	-	-	-	-	-	-	-	-	-	-	-	DND
26/8	11/29	@NYR	0	0	0	0	7	05:34	-	-	0	0	1	E	
27/	12/2	ATL	-	-	-	-	-	-	-	-	-	-	-	-	DND
28/9	12/4	@CBJ	0	1	1	0	12	10:21	-	-	0	0	2	1	
29/10	12/6	NJD	0	0	0	0	6	04:19	-	-	0	0	1	E	
30/11	12/8	TOR	0	0	0	17	4	02:42	-	-	0	0	0	E	
31/	12/11	@BUF	-	-	-	-	-	-	-	-	-	-	-	-	DND
32/	12/14	@PHI	-	-	-	-	-	-	-	-	-	-	-	-	DND
33/	12/15	NYR	-	-	-	-	-	-	-	-	-	-	-	-	DND
34/	12/20	PHX	-	-	-	-	-	-	-	-	-	-	-	-	DND
35/	12/22	FLA	-	-	-	-	-	-	-	-	-	-	-	-	DND
36/12	12/23	@WSH	0	0	0	0	5	04:14	-	-	0	0	2	E	
37/13	12/26	@OTT	0	0	0	15	2	00:16	-	-	0	0	0	E	
38/	12/28	ATL	-	-	-	-	-	-	-	-	-	-	-	-	INJ
39/	12/29	@NYI	-	-	-	-	-	-	-	-	-	-	-	-	INJ
40/	1/1	WSH	-	-	-	-	-	-	-	-	-	-	-	-	INJ
41/	1/5	TBL	-	-	-	-	-	-	-	-	-	-	-	-	INJ
Half- Season Totals			0	1	1	48	90	05:00	-	-	0	1	16	3	



## 28 ERIC GODARD • RW

GAME # TEAM/ PLAYER	DATE	OPP.	G	A	P	PIM	SHIFTS	TOI	F/O WON	F/O LOST	SHOTS	B/S	Hits	+/-	REMARKS
42/	1/6	@MTL	-	-	-	-	-	-	-	-	-	-	-	-	INJ
43/	1/8	MIN	-	-	-	-	-	-	-	-	-	-	-	-	INJ
44/	1/10	BOS	-	-	-	-	-	-	-	-	-	-	-	-	INJ
45/	1/12	@MTL	-	-	-	-	-	-	-	-	-	-	-	-	INJ
46/	1/15	BOS	-	-	-	-	-	-	-	-	-	-	-	-	INJ
47/	1/18	DET	-	-	-	-	-	-	-	-	-	-	-	-	INJ
48/	1/20	@NJD	-	-	-	-	-	-	-	-	-	-	-	-	INJ
49/	1/22	CAR	-	-	-	-	-	-	-	-	-	-	-	-	INJ
50/	1/25	NYI	-	-	-	-	-	-	-	-	-	-	-	-	INJ
51/14	2/1	@NYR	0	0	0	0	12	07:07	-	-	1	0	0	E	
52/15	2/2	NYI	0	0	0	2	8	04:24	-	-	0	1	1	E	
53/	2/4	BUF	-	-	-	-	-	-	-	-	-	-	-	-	DND
54/	2/6	@WSH	-	-	-	-	-	-	-	-	-	-	-	-	DND
55/16	2/8	CBJ	0	0	0	7	8	05:56	-	-	0	0	1	E	
56/	2/10	LAK	-	-	-	-	-	-	-	-	-	-	-	-	DND
57/17	2/11	@NYI	0	0	0	31	6	03:57	-	-	0	0	1	-1	
58/	2/13	@NYR	-	-	-	-	-	-	-	-	-	-	-	-	SUSPENDED
59/	2/16	@COL	-	-	-	-	-	-	-	-	-	-	-	-	SUSPENDED
60/	2/20	@CHI	-	-	-	-	-	-	-	-	-	-	-	-	SUSPENDED
61/	2/21	WSH	-	-	-	-	-	-	-	-	-	-	-	-	SUSPENDED
62/	2/23	SJS	-	-	-	-	-	-	-	-	-	-	-	-	SUSPENDED
63/	2/25	@CAR	-	-	-	-	-	-	-	-	-	-	-	-	SUSPENDED
64/	2/26	@TOR	-	-	-	-	-	-	-	-	-	-	-	-	SUSPENDED
65/	3/2	@TOR	-	-	-	-	-	-	-	-	-	-	-	-	SUSPENDED
66/	3/4	@NJD	-	-	-	-	-	-	-	-	-	-	-	-	SUSPENDED
67/	3/5	BOS	-	-	-	-	-	-	-	-	-	-	-	-	SUSPENDED
68/	3/8	BUF	-	-	-	-	-	-	-	-	-	-	-	-	DND
69/	3/12	MTL	-	-	-	-	-	-	-	-	-	-	-	-	DND
70/	3/13	EDM	-	-	-	-	-	-	-	-	-	-	-	-	DND
71/	3/15	@OTT	-	-	-	-	-	-	-	-	-	-	-	-	DND
72/	3/20	NYR	-	-	-	-	-	-	-	-	-	-	-	-	DND
73/	3/21	@DET	-	-	-	-	-	-	-	-	-	-	-	-	DND
74/	3/24	@PHI	-	-	-	-	-	-	-	-	-	-	-	-	DND
75/	3/25	NJD	-	-	-	-	-	-	-	-	-	-	-	-	DND
76/	3/27	FLA	-	-	-	-	-	-	-	-	-	-	-	-	DND
77/	3/29	PHI	-	-	-	-	-	-	-	-	-	-	-	-	DND
78/	3/31	@TBL	-	-	-	-	-	-	-	-	-	-	-	-	DND
79/	4/2	@FLA	-	-	-	-	-	-	-	-	-	-	-	-	DND
80/	4/5	NJD	-	-	-	-	-	-	-	-	-	-	-	-	DND
81/	4/8	@NYI	0	1	1	15	4	03:03	-	-	0	0	0	1	
82/	4/10	@ATL	0	1	1	2	12	08:52	-	-	0	0	0	1	
Second- Half Totals			0	2	2	57	50	05:33	-	-	1	1	3	1	
Final Totals			0	3	3	2185	140	05:10	-	-	1	2	19	4	


# DUSTIN JEFFREY • 15

**Position:** LW**Shoots:** Left**Ht:** 6-1**Wt:** 205**DOB:** 2/27/88**Birthplace:** Sarnia, ON**Acquired:** Selected by Penguins in sixth round (171st overall) of 2007 Entry Draft.
[pittsburghpenguins.com/dustinjeffrey](http://pittsburghpenguins.com/dustinjeffrey)

**2010-11:** Finished his NHL rookie campaign with seven goals and 12 points in 25 games for Pittsburgh ... Scored two goals, including overtime winner, March 5 at Boston ... Season cut short after tearing ACL March 24 at Philadelphia ... Played in 40 games for Wilkes-Barre/Scranton of the American Hockey League (AHL) ... Posted 17 goals, 28 assists, 45 points, a plus-13 rating, four power-play goals and six shorthanded goals for WBS.

**PRO CAREER:** Played 40 NHL games in his career with Pittsburgh, recording 15 points (8+7) and a plus-9 rating ... Notched his first career point (assist) Dec. 30, 2008 vs. Boston ... Scored his first career goal Jan. 1, 2009 at Boston ... Has played three-plus seasons with Wilkes-Barre/Scranton ... Posted 52 goals, 101 assists, 153 points and a plus-26 rating in 180 games with WBS ... Recorded 14 postseason points (7+7) in 31 AHL playoff games ... Placed second (tied) on club in 2009 playoffs with 10 points (5+5) ... Helped WBS earn a berth in 2008 Calder Cup Final.

**JUNIOR:** Played four Ontario Hockey League seasons for Mississauga and Sault Ste. Marie, recording 252 points (100+152) in 246 games ... Ranked eighth in OHL in assists (59) and ninth in points (97) for Sault Ste. Marie ... Finished final OHL season with 97 points (38+59) in 56 games ... Posted back-to-back seasons of more than 90 points for Sault Ste. Marie ... Named to Team OHL for 2006 ADT Canada/Russia Challenge and recorded two assists ... Received Dr. Bill Kelly Award as Greyhounds Most Gentlemanly Player in 2006 and 2007.



## CAREER VS. NHL

	GP	G	A	PTS	PIM
ANA	1	0	0	0	0
ATL	1	0	0	0	0
BOS	4	3	1	4	2
BUF	3	2	1	3	0
CGY	-	-	-	-	-
CAR	3	1	0	1	0
CHI	-	-	-	-	-
COL	1	0	0	0	0
CBJ	1	0	0	0	0
DAL	-	-	-	-	-
DET	1	0	0	0	0
EDM	1	0	0	0	0
FLA	1	0	0	0	0
LAK	1	0	1	1	0
MIN	-	-	-	-	-
MON	2	0	0	0	0
NSH	1	0	0	0	0
NJD	3	0	0	0	0
NYI	2	0	1	1	0
NYR	5	1	0	1	2
OTT	1	0	2	2	0
PHI	3	0	0	0	0
PHX	-	-	-	-	-
PIT	-	-	-	-	-
SJS	-	-	-	-	-
STL	-	-	-	-	-
TBL	-	-	-	-	-
TOR	2	1	0	1	0
VAN	-	-	-	-	-
WSH	3	0	1	1	0
<b>Totals</b>	<b>40</b>	<b>8</b>	<b>7</b>	<b>15</b>	<b>4</b>

## CAREER HIGHS

**Goals:** 2 (1 time), 3/5/11 at BOS**Assists:** 2 (1 time), 3/15/11 at OTT**Points:** 2 (3 times), 3/15/11 at OTT (0+2)**SOG:** 4 (3 times), 3/8/11 vs. BUF**PIM:** 2 (2 times), 3/20/11 vs. NYR



CAREER STATISTICS

REGULAR SEASON													PLAYOFFS				
YEAR	TEAM	LEAGUE	GP	G	A	PTS	PIM	+/-	PP	SH	GW	S	GP	G	A	PTS	PIM
2004-05	Mississauga	OHL	53	10	15	25	20	9	3	2	--	--	--	--	--	--	--
2005-06	Mississauga	OHL	30	6	9	15	26	-11	4	0	--	--	--	--	--	--	--
	Sault Ste. Marie	OHL	39	12	11	23	10	6	4	0	--	--	4	1	2	3	2
2006-07	Sault Ste. Marie	OHL	68	34	58	92	40	7	16	3	--	--	13	6	12	18	11
2007-08	Sault Ste. Marie	OHL	56	38	59	97	30	25	17	7	--	--	14	3	8	11	12
	Wilkes-Barre	AHL	--	--	--	--	--	--	--	--	--	--	15	2	1	3	4
2008-09	PITTSBURGH	NHL	14	1	2	3	0	4	0	0	0	18	--	--	--	--	--
	Wilkes-Barre	AHL	63	11	26	37	31	7	4	1	2	123	12	5	5	10	8
2009-10	PITTSBURGH	NHL	1	0	0	0	0	0	0	0	0	0	--	--	--	--	--
	Wilkes-Barre	AHL	77	24	47	71	16	16	4	3	--	236	4	0	1	1	6
2010-11	PITTSBURGH	NHL	25	7	5	12	4	5	1	0	1	39	--	--	--	--	--
	Wilkes-Barre	AHL	40	17	28	45	8	13	4	6	--	151	--	--	--	--	--
PIT/NHL TOTALS			40	8	7	15	4	9	1	0	1	57	--	--	--	--	--

15

DUSTIN JEFFREY • LW

GAME # TEAM/ PLAYER	DATE	OPP.	G	A	P	PIM	SHIFTS	TOI	F/O WON	F/O LOST	SHOTS	B/S	Hits	+/-	REMARKS
1/	10/7	PHI	-	-	-	-	-	-	-	-	-	-	-	-	WBS
2/	10/9	MTL	-	-	-	-	-	-	-	-	-	-	-	-	WBS
3/	10/11	@NJD	-	-	-	-	-	-	-	-	-	-	-	-	WBS
4/	10/13	TOR	-	-	-	-	-	-	-	-	-	-	-	-	WBS
5/	10/15	NYI	-	-	-	-	-	-	-	-	-	-	-	-	WBS
6/	10/16	@PHI	-	-	-	-	-	-	-	-	-	-	-	-	WBS
7/	10/18	OTT	-	-	-	-	-	-	-	-	-	-	-	-	WBS
8/	10/21	@NSH	-	-	-	-	-	-	-	-	-	-	-	-	WBS
9/	10/23	@STL	-	-	-	-	-	-	-	-	-	-	-	-	WBS
10/	10/27	@TBL	-	-	-	-	-	-	-	-	-	-	-	-	WBS
11/	10/29	PHI	-	-	-	-	-	-	-	-	-	-	-	-	WBS
12/	10/30	@CAR	-	-	-	-	-	-	-	-	-	-	-	-	WBS
13/	11/3	@DAL	-	-	-	-	-	-	-	-	-	-	-	-	WBS
14/	11/5	@ANA	-	-	-	-	-	-	-	-	-	-	-	-	WBS
15/	11/6	@PHX	-	-	-	-	-	-	-	-	-	-	-	-	WBS
16/	11/10	BOS	-	-	-	-	-	-	-	-	-	-	-	-	WBS
17/	11/12	TBL	-	-	-	-	-	-	-	-	-	-	-	-	WBS
18/	11/13	@ATL	-	-	-	-	-	-	-	-	-	-	-	-	WBS
19/	11/15	NYR	-	-	-	-	-	-	-	-	-	-	-	-	WBS
20/	11/17	VAN	-	-	-	-	-	-	-	-	-	-	-	-	WBS
21/	11/19	CAR	-	-	-	-	-	-	-	-	-	-	-	-	WBS
22/	11/22	@FLA	-	-	-	-	-	-	-	-	-	-	-	-	WBS
23/	11/24	@BUF	-	-	-	-	-	-	-	-	-	-	-	-	WBS
24/	11/26	OTT	-	-	-	-	-	-	-	-	-	-	-	-	WBS
25/	11/27	CGY	-	-	-	-	-	-	-	-	-	-	-	-	WBS
26/	11/29	@NYR	-	-	-	-	-	-	-	-	-	-	-	-	WBS
27/	12/2	ATL	-	-	-	-	-	-	-	-	-	-	-	-	WBS
28/	12/4	@CBJ	-	-	-	-	-	-	-	-	-	-	-	-	WBS
29/	12/6	NJD	-	-	-	-	-	-	-	-	-	-	-	-	WBS
30/	12/8	TOR	-	-	-	-	-	-	-	-	-	-	-	-	WBS
31/1	12/11	@BUF	1	1	2	0	13	10:00	3	3	2	0	0	2	1st CAREER MULTIPLE PT GAME
32/2	12/14	@PHI	0	0	0	0	10	08:27	2	5	0	0	0	E	
33/3	12/15	NYR	0	0	0	0	11	08:34	2	1	1	1	1	E	
34/	12/20	PHX	-	-	-	-	-	-	-	-	-	-	-	-	WBS
35/	12/22	FLA	-	-	-	-	-	-	-	-	-	-	-	-	WBS
36/	12/23	@WSH	-	-	-	-	-	-	-	-	-	-	-	-	WBS
37/	12/26	@OTT	-	-	-	-	-	-	-	-	-	-	-	-	WBS
38/	12/28	ATL	-	-	-	-	-	-	-	-	-	-	-	-	WBS
39/	12/29	@NYI	-	-	-	-	-	-	-	-	-	-	-	-	WBS
40/	1/1	WSH	-	-	-	-	-	-	-	-	-	-	-	-	WBS
41/	1/5	TBL	-	-	-	-	-	-	-	-	-	-	-	-	WBS
Half- Season Totals			1	1	2	0	34	09:00	7	9	3	1	1	2	

## 15 DUSTIN JEFFREY • LW

GAME # TEAM/ PLAYER	DATE	OPP.	G	A	P	PIM	SHIFTS	TOI	F/O WON	F/O LOST	SHOTS	B/S	Hits	+/-	REMARKS	
42/	1/6	@MTL	-	-	-	-	-	-	-	-	-	-	-	-	WBS	
43/	1/8	MIN	-	-	-	-	-	-	-	-	-	-	-	-	WBS	
44/4	1/10	BOS	0	0	0	2	8	06:35	1	0	0	0	1	E		
45/	1/12	@MTL	-	-	-	-	-	-	-	-	-	-	-	-	WBS	
46/	1/15	BOS	-	-	-	-	-	-	-	-	-	-	-	-	DND	
47/	1/18	DET	-	-	-	-	-	-	-	-	-	-	-	-	WBS	
48/5	1/20	@NJD	0	0	0	0	15	12:37	3	5	2	0	0	E		
49/6	1/22	CAR	1	0	1	0	13	11:55	4	7	2	1	0	1		
50/7	1/25	NYI	0	1	1	0	12	10:22	7	3	0	0	0	1		
51/8	2/1	@NYR	1	PP	0	1	0	33	19:26	9	10	2	1	2	1	GAME-DECIDING SHOOTOUT GOAL
52/9	2/2	NYI	0	0	0	0	19	18:15	7	10	0	0	2	1		
53/10	2/4	BUF	1	0	1	0	20	17:17	6	11	2	0	1	1		
54/11	2/6	@WSH	0	0	0	0	19	16:11	6	10	0	1	1	-1		
55/12	2/8	CBJ	0	0	0	0	18	14:21	6	10	3	0	0	E		
56/13	2/10	LAK	0	1	1	0	8	05:28	2	1	1	0	1	1		
57/	2/11	@NYI	-	-	-	-	-	-	-	-	-	-	-	-	INJ	
58/	2/13	@NYR	-	-	-	-	-	-	-	-	-	-	-	-	INJ	
59/	2/16	@COL	-	-	-	-	-	-	-	-	-	-	-	-	INJ	
60/	2/20	@CHI	-	-	-	-	-	-	-	-	-	-	-	-	INJ	
61/	2/21	WSH	-	-	-	-	-	-	-	-	-	-	-	-	INJ	
62/	2/23	SJS	-	-	-	-	-	-	-	-	-	-	-	-	INJ	
63/14	2/25	@CAR	0	0	0	0	15	11:33	5	1	1	0	0	-1		
64/15	2/26	@TOR	1	0	1	0	20	16:10	9	8	4	0	0	1		
65/16	3/2	@TOR	0	0	0	0	14	12:25	3	3	1	1	2	-2		
66/17	3/4	@NJD	0	0	0	0	18	13:46	0	7	1	0	0	E		
67/18	3/5	BOS	2	0	2	0	24	14:51	6	5	4	1	2	2	1st CAREER GWG	
68/19	3/8	BUF	0	0	0	0	18	12:02	5	7	4	0	0	-1		
69/20	3/12	MTL	0	0	0	0	21	17:14	7	6	1	1	0	-1		
70/21	3/13	EDM	0	0	0	0	19	12:47	3	1	2	0	0	E		
71/22	3/15	@OTT	0	2	2	0	17	12:21	2	5	1	1	0	2	CAREER-HIGH 2 ASSISTS	
72/23	3/20	NYR	0	0	0	2	22	15:47	3	6	3	1	0	-1		
73/24	3/21	@DET	0	0	0	0	18	15:35	4	10	1	1	1	-1		
74/25	3/24	@PHI	0	0	0	0	12	10:23	4	3	1	0	0	E		
75/	3/25	NJD	-	-	-	-	-	-	-	-	-	-	-	-	INJ	
76/	3/27	FLA	-	-	-	-	-	-	-	-	-	-	-	-	INJ	
77/	3/29	PHI	-	-	-	-	-	-	-	-	-	-	-	-	INJ	
78/	3/31	@TBL	-	-	-	-	-	-	-	-	-	-	-	-	INJ	
79/	4/2	@FLA	-	-	-	-	-	-	-	-	-	-	-	-	INJ	
80/	4/5	NJD	-	-	-	-	-	-	-	-	-	-	-	-	INJ	
81/	4/8	@NYI	-	-	-	-	-	-	-	-	-	-	-	-	INJ	
82/	4/10	@ATL	-	-	-	-	-	-	-	-	-	-	-	-	INJ	
Second- Half Totals			6	4	10	4	383	13:31	102	129	36	9	13	3		
Final Totals			7	5	12	4	417	12:49	109	138	39	10	14	5		



## BRENT JOHNSON • 1

**Position:** G**Catches:** Left**Ht:** 6-3**Wt:** 199**DOB:** 3/12/77**Birthplace:** Farmington, Mich.**Acquired:** Signed as an unrestricted free agent on July 21, 2009.
[pittsburghpenguins.com/brentjohnson](http://pittsburghpenguins.com/brentjohnson)

**2010-11:** Dependable backup netminder made 23 appearances with Pittsburgh, posting a 13-5-3 record, 2.17 goals-against average, .922 save percentage and one shutout ... His .922 save percentage is a new career high ... Carried team early in the year, winning his first four decisions and five of his first six (5-0-1) ... Allowed two or fewer goals in 17 of 22 games started ... Stopped 33 shots at Carolina Oct. 30 for his 14th career shutout and first as a Penguin.

**NHL CAREER:** Veteran goaltender has played in 294 games in his 10-year career with St. Louis, Phoenix, Washington and Pittsburgh ... Has career record of 135-105-13-16 with a 2.61 goals-against average, .905 save percentage and 14 shutouts ... Played 13 career postseason games, with a 5-6 record, 1.84 goals-against average, .929 save percentage and three shutouts ... Was first goaltender in NHL history to record shutouts in his first three career playoff wins ... Became fourth goaltender in NHL history to register three straight shutouts in a playoff series and tied seven others with three shutouts in one playoff series ... Holds St. Louis franchise record for consecutive shutout minutes in the postseason (206:45) ... Broke into NHL with St. Louis, playing first three-plus seasons with Blues ... Made NHL debut Feb. 16 vs. Vancouver and earned first win Feb. 26 vs. Calgary in 1998-99 season ... Posted career highs in 2001-02 in games played (58), minutes played (3,491), wins (34), saves (1,293) and shutouts (5) ... Posted a Blues franchise and career-high 10-game winning streak from Jan. 3-23, notching a .910 save percentage and 2.07 GAA over that span ... Traded to Phoenix during 2003-04 season ... Signed with Washington in 2005 and played four years with Capitals ... Played in 100th career game Dec. 23, 2002 vs. Los Angeles, posting a shutout ... Appeared in 200th game March 1, 2007 vs. Tampa Bay ... Made a career-high 49 saves March 29, 2006 at Carolina ... Originally drafted by Colorado in the fifth round (129th overall) in the 1995 NHL Entry Draft.

**JUNIOR:** Played three seasons with Owen Sound of the Ontario Hockey League (OHL), registering 47 wins and two shutouts ... Saw action in 10 playoff games.

**PERSONAL:** Nickname - "Johnny" ... Supports Athletes Against Autism ... Involved with the Garth Brooks Teammates for Kids Foundation ... Designated team locker room DJ ... Spends time in the offseason playing tennis, golfing and hiking ... Lists football as his favorite sport other than hockey and Peyton Manning as his favorite athlete ... Is an avid music and movie fan ... Lists Led Zeppelin as his favorite band ... Put on his first pair of skates at age four ... Father and grandfather both played in the NHL ... Father, Bob, was a goaltender with St. Louis and Pittsburgh ... Grandfather, Sid Abel, is a Hall of Famer who played 14 seasons with Detroit and Chicago ... Has the initials "SA" and No. 12 on his helmet in honor of his grandfather ... He and his wife, Danielle, had a baby girl - Everly Grayce - on April 4, 2011 ... Signed through 2011-12.

## CAREER VS. NHL

	GP	MP	GA	GAA	REC
ANA	9	546	20	2.20	6-3-0
ATL	14	745	30	2.42	9-3-2
BOS	9	506	28	3.32	4-4-1
BUF	10	550	33	3.61	6-4-0
CGY	6	359	11	1.84	4-2-0
CAR	17	862	39	2.72	7-5-2
CHI	12	637	29	2.73	4-6-1
COL	9	497	20	2.41	3-5-0
CBJ	14	861	30	2.09	10-2-2
DAL	7	426	20	2.82	2-4-1
DET	6	348	22	3.78	2-4-0
EDM	7	375	17	2.72	2-3-1
FLA	16	870	33	2.28	10-3-1
LAK	8	480	22	2.75	2-5-1
MIN	9	561	15	1.60	3-3-3
MON	7	351	18	3.09	0-4-1
NSH	8	488	13	1.60	5-2-1
NJD	13	695	25	2.16	2-5-3
NYI	14	814	53	3.91	6-8-0
NYR	7	264	10	2.28	3-1-0
OTT	12	634	21	1.99	8-1-1
PHI	12	619	39	3.78	4-8-0
PHX	11	602	25	2.49	5-4-1
PIT	7	383	15	2.35	2-4-0
SJS	11	643	23	2.15	7-2-1
STL	2	120	5	2.50	0-1-1
TBL	12	737	31	2.52	7-2-3
TOR	8	354	20	3.38	4-3-0
VAN	9	489	23	2.82	3-2-2
WSH	7	351	12	2.05	4-2-0
<b>Totals</b>	<b>293</b>	<b>16,167</b>	<b>702</b>	<b>2.61</b>	<b>134-105-29</b>

## CAREER HIGHS

**Shots faced:** 53, 10/13/07 at BUF**Saves:** 49, 3/29/06 at CAR**Shutouts:** 14, 10/30/10 at CAR**Win streak:** 10, 1/3/02-1/23/02**Shutout streak:** 128:26, 10/29/00-11/11/00



## CAREER STATISTICS

YEAR	TEAM	LEAGUE	REGULAR SEASON								PLAYOFFS					
			GP	W	L	T	MIN	GA	SO	GAA	GP	W-L	MIN	GA	SO	GAA
1993-94	Det. Compuware	NAJHL	18	-	-	-	1024	49	1	3.52	--	--	--	--	--	--
1994-95	Owen Sound	OHL	18	3	9	1	904	75	0	4.98	--	--	--	--	--	--
1995-96	Owen Sound	OHL	58	24	28	1	3211	243	1	4.54	6	2-4	371	29	0	4.69
1996-97	Owen Sound	OHL	50	20	28	1	2798	201	1	4.31	4	0-4	253	24	0	5.69
1997-98	Worcester	AHL	42	14	15	7	2240	119	0	3.19	6	3-2	332	19	0	3.43
1998-99	St. Louis	NHL	6	3	2	0	286	10	0	2.10	--	--	--	--	--	--
	Worcester	AHL	49	22	22	4	2925	146	2	2.99	4	1-3	238	12	0	3.02
1999-00	Worcester	AHL	58	24	27	5	3319	161	3	2.91	9	4-5	561	23	1	2.46
2000-01	St. Louis	NHL	31	19	9	2	1744	63	4	2.17	2	0-1	62	2	0	1.94
2001-02	St. Louis	NHL	58	34	20	4	3491	127	5	2.18	10	5-5	590	18	3	1.93
2002-03	St. Louis	NHL	38	16	13	5	2042	84	2	2.47	--	--	--	--	--	--
	Worcester	AHL	2	0	1	1	125	8	0	3.84	--	--	--	--	--	--
2003-04	St. Louis	NHL	10	4	3	1	493	20	1	2.43	--	--	--	--	--	--
	Worcester	AHL	8	2	2	2	365	14	0	2.30	--	--	--	--	--	--
	Phoenix	NHL	8	1	6	1	486	21	0	2.59	--	--	--	--	--	--
2004-05	DID NOT PLAY															
2005-06	Washington	NHL	26	9	12	1	1413	81	1	3.44	--	--	--	--	--	--
2006-07	Washington	NHL	30	6	15	7	1644	99	0	3.61	--	--	--	--	--	--
2007-08	Washington	NHL	19	7	8	2	1032	46	0	2.67	--	--	--	--	--	--
	Hershey	AHL	1	0	1	0	59	3	0	3.04	--	--	--	--	--	--
2008-09	Washington	NHL	21	12	6	2	1131	53	0	2.81	--	--	--	--	--	--
2009-10	PITTSBURGH	NHL	23	10	6	1	1108	51	0	2.76	1	0-0	31	1	0	1.94
2010-11	PITTSBURGH	NHL	23	13	5	3	1297	47	1	2.17	--	--	--	--	--	--
NHL TOTALS			293	134	105	29	16,167	702	14	2.61	13	5-6	683	21	3	1.84
PITTSBURGH TOTALS			46	23	11	4	2405	98	1	2.44	1	0-0	31	1	0	1.94

## 1 BRENT JOHNSON • G

GAME # TEAM/ PLAYER	DATE	OPP.	DECISION	GOALS AGAINST	SHOTS FACED	SAVES MADE	MINUTES	SAVE %	GAA	SHOOTOUT			REMARKS
										G	ATT	%	
1/	10/7	PHI	-	-	-	-	-	-	-	-	-	-	DNP
2/	10/9	MTL	-	-	-	-	-	-	-	-	-	-	DNP
3/1	10/11	@NJD	W	1	31	30	60	0.968	1.00	-	-	-	
4/	10/13	TOR	-	-	-	-	-	-	-	-	-	-	DNP
5/2	10/15	NYI	W	2	24	22	62	0.917	1.94	-	-	-	
6/3	10/16	@PHI	W	1	30	29	60	0.967	1.00	-	-	-	
7/4	10/18	OTT	W	2	34	32	60	0.941	2.00	-	-	-	
8/	10/21	@NSH	-	-	-	-	-	-	-	-	-	-	DNP
9/	10/23	@STL	OTL	1	24	23	61	0.958	0.98	-	-	-	
10/	10/27	@TBL	-	-	-	-	-	-	-	-	-	-	DNP
11/	10/29	PHI	-	-	-	-	-	-	-	-	-	-	
12/	10/30	@CAR	W	0	33	33	60	1.000	0.00	-	-	-	14TH CAREER SHUTOUT
13/	11/3	@DAL	L	5	29	24	60	0.828	5.00	-	-	-	
14/	11/5	@ANA	-	-	-	-	-	-	-	-	-	-	DNP
15/	11/6	@PHX	SOW	1	23	22	58	0.957	1.03	0	3	100.0	
16/	11/10	BOS	L	6	32	26	59	0.813	6.10	-	-	-	
17/	11/12	TBL	-	-	-	-	-	-	-	-	-	-	DNP
18/	11/13	@ATL	-	-	-	-	-	-	-	-	-	-	DNP
19/	11/15	NYR	-	-	-	-	-	-	-	-	-	-	DNP
20/	11/17	VAN	-	-	-	-	-	-	-	-	-	-	DNP
21/	11/19	CAR	-	-	-	-	-	-	-	-	-	-	DNP
22/	11/22	@FLA	-	-	-	-	-	-	-	-	-	-	DNP
23/	11/24	@BUF	-	-	-	-	-	-	-	-	-	-	DNP
24/	11/26	OTT	-	-	-	-	-	-	-	-	-	-	DNP
25/	11/27	CGY	W	1	31	30	60	0.968	1.00	-	-	-	
26/	11/29	@NYR	-	-	-	-	-	-	-	-	-	-	DNP
27/	12/2	ATL	-	-	-	-	-	-	-	-	-	-	DNP
28/	12/4	@CBJ	-	-	-	-	-	-	-	-	-	-	DNP
29/	12/6	NJD	-	-	-	-	-	-	-	-	-	-	DNP
30/	12/8	TOR	-	-	-	-	-	-	-	-	-	-	DNP
31/	12/11	@BUF	-	-	-	-	-	-	-	-	-	-	DNP
32/	12/14	@PHI	-	-	-	-	-	-	-	-	-	-	DNP
33/	12/15	NYR	L	4	22	18	60	0.818	4.00	-	-	-	
34/	12/20	PHX	-	-	-	-	-	-	-	-	-	-	DNP
35/	12/22	FLA	W	1	21	20	40	0.952	1.50	-	-	-	
36/	12/23	@WSH	-	-	-	-	-	-	-	-	-	-	INJ
37/	12/26	@OTT	-	-	-	-	-	-	-	-	-	-	INJ
38/	12/28	ATL	-	-	-	-	-	-	-	-	-	-	INJ
39/	12/29	@NYI	-	-	-	-	-	-	-	-	-	-	DNP
40/	1/1	WSH	-	-	-	-	-	-	-	-	-	-	DNP
41/	1/5	TBL	-	-	-	-	-	-	-	-	-	-	DNP
Half- Season Totals			8-3-1	25	334	309	700	0.925	2.14	0	3	100.0	

1

BRENT JOHNSON • G

GAME # TEAM/ PLAYER	DATE	OPP.	DECISION	GOALS AGAINST	SHOTS FACED	SAVES MADE	MINUTES	SAVE %	GAA	SHOOTOUT			REMARKS
										G	ATT	%	
42/	1/6	@MTL	SOL	1	23	22	65	0.957	0.92	1	5	80.0	
43/	1/8	MIN	-	-	-	-	-	-	-	-	-	-	DNP
44/	1/10	BOS	-	-	-	-	-	-	-	-	-	-	DNP
45/	1/12	@MTL	-	-	-	-	-	-	-	-	-	-	DNP
46/	1/15	BOS	-	-	-	-	-	-	-	-	-	-	DNP
47/	1/18	DET	-	-	-	-	-	-	-	-	-	-	DNP
48/	1/20	@NJD	L	2	20	18	59	0.900	2.03				
49/	1/22	CAR	-	-	-	-	-	-	-	-	-	-	DNP
50/	1/25	NYI	-	-	-	-	-	-	-	-	-	-	DNP
51/	2/1	@NYR	-	-	-	-	-	-	-	-	-	-	DNP
52/	2/2	NYI	W	0	20	20	59	1.000	0.00				COMBINED SHUTOUT W/FLEURY
53/	2/4	BUF	-	-	-	-	-	-	-	-	-	-	DNP
54/	2/6	@WSH	-	-	-	-	-	-	-	-	-	-	DNP
55/	2/8	CBJ	-	-	-	-	-	-	-	-	-	-	DNP
56/	2/10	LAK	-	-	-	-	-	-	-	-	-	-	DNP
57/	2/11	@NYI	L	7	27	20	44	0.741	9.55				
58/	2/13	@NYR	-	-	-	-	-	-	-	-	-	-	DNP
59/	2/16	@COL	-	-	-	-	-	-	-	-	-	-	DNP
60/	2/20	@CHI	-	-	-	-	-	-	-	-	-	-	DNP
61/	2/21	WSH	-	-	-	-	-	-	-	-	-	-	DNP
62/	2/23	SJS	-	-	-	-	-	-	-	-	-	-	DNP
63/	2/25	@CAR	L	1	10	9	29	0.900	2.07				
64/	2/26	@TOR	-	-	-	-	-	-	-	-	-	-	DNP
65/	3/2	@TOR	-	-	-	-	-	-	-	-	-	-	DNP
66/	3/4	@NJD	OTL	2	30	28	65	0.933	1.85				
67/	3/5	BOS	-	-	-	-	-	-	-	-	-	-	DNP
68/	3/8	BUF	-	-	-	-	-	-	-	-	-	-	DNP
69/	3/12	MTL	L	0	8	8	32	1.000	0.00				
70/	3/13	EDM	-	-	-	-	-	-	-	-	-	-	DNP
71/	3/15	@OTT	W	1	22	21	60	0.955	1.00				10th WIN OF SEASON
72/	3/20	NYR	-	-	-	-	-	-	-	-	-	-	DNP
73/	3/21	@DET	SOW	4	41	37	65	0.902	3.69	0	3	100.0	
74/	3/24	@PHI	-	-	-	-	-	-	-	-	-	-	INJ
75/	3/25	NJD	-	-	-	-	-	-	-	-	-	-	INJ
76/	3/27	FLA	-	-	-	-	-	-	-	-	-	-	INJ
77/	3/29	PHI	-	-	-	-	-	-	-	-	-	-	DNP
78/	3/31	@TBL	-	-	-	-	-	-	-	-	-	-	DNP
79/	4/2	@FLA	W	2	30	28	60	0.933	2.00	-	-	-	
80/	4/5	NJD	-	-	-	-	-	-	-	-	-	-	DNP
81/	4/8	@NYI	-	-	-	-	-	-	-	-	-	-	DNP
82/	4/10	@ATL	W	2	39	37	60	-	-	-	-	-	
Second- Half Totals			5-4-2	22	270	248	598	0.919	2.21	1	8	87.5	
Final Totals			13-7-3	47	604	557	1298	0.922	2.17	1	11	90.9	

# NICK JOHNSON • 38

**Position:** RW**Shoots:** Right**Ht:** 6-1**Wt:** 183**DOB:** 12/24/85**Birthplace:** Calgary, AB

**Acquired:** Selected by Penguins in third round (67th overall) of 2004 Entry Draft.



[pittsburghpenguins.com/nickjohnson](http://pittsburghpenguins.com/nickjohnson)

**2010-11:** Appeared in four games for Pittsburgh, posting three points (1+2) before suffering a concussion that sidelined him for the remaining 23 games of the regular season ... Played the majority of the season with Wilkes-Barre/Scranton of the American Hockey League (AHL), finishing with 20 goals, 39 points, a plus-12 rating and 10 power-play goals in 48 games.

**PRO CAREER:** Played 10 NHL games with Pittsburgh, notching two goals and five points ... Notched first NHL goal (and point) against Washington Jan. 21, 2010 ... Played three-plus seasons with Wilkes-Barre/Scranton after turning pro in 2007-08 ... Totaled 50 goals, 94 points and a plus-46 rating in 169 games with WBS, and recorded 15 postseason points (8+7) in 26 contests ... Finished second (tied) on WBS in the 2009 playoffs with 10 points (4+6) ... Penguins' third-round pick (67th overall) in 2004.

**COLLEGE:** Played four seasons at Dartmouth from 2004-07 ... Finished college career with 125 points (57+68) in 133 games ... Named First-Team All-ECAC and First-Team All-Ivy League as senior at Dartmouth, recording 35 points (10+25) in 32 games ... Had career-high 18 goals as freshman in 2004-05 and was named to ECAC All-Rookie Team.

**JUNIOR:** Played for St. Albert Saints of Alberta Junior Hockey League ... Was named Canadian Junior A Player of the Year in 2003-04.



## CAREER VS. NHL

	GP	G	A	PTS	PIM
ANA	--	--	--	--	--
ATL	--	--	--	--	--
BOS	--	--	--	--	--
BUF	1	0	0	0	2
CGY	--	--	--	--	--
CAR	--	--	--	--	--
CHI	--	--	--	--	--
COL	1	0	1	1	5
CBJ	--	--	--	--	--
DAL	--	--	--	--	--
DET	1	0	0	0	0
EDM	--	--	--	--	--
FLA	--	--	--	--	--
LAK	1	0	1	1	0
MIN	--	--	--	--	--
MON	--	--	--	--	--
NSH	--	--	--	--	--
NJD	--	--	--	--	--
NYI	1	0	0	0	0
NYR	2	1	0	1	0
OTT	1	0	1	1	0
PHI	1	0	0	0	0
PHX	--	--	--	--	--
PIT	--	--	--	--	--
SJS	--	--	--	--	--
STL	--	--	--	--	--
TBL	--	--	--	--	--
TOR	--	--	--	--	--
VAN	--	--	--	--	--
WSH	1	1	0	1	0
<b>Totals</b>	<b>10</b>	<b>2</b>	<b>3</b>	<b>5</b>	<b>7</b>

## CAREER HIGHS

**Goals:** 1 (2 times), 2/13/11 at NYR**Assists:** 1 (3 times), 2/16/11 at COL**Points:** 1 (5 times), 2/16/11 at COL**SOG:** 4 (1 time), 2/11/11 at NYI**PIM:** 5 (1 time), 2/16/11 at COL





## CAREER STATISTICS

REGULAR SEASON													PLAYOFFS				
YEAR	TEAM	LEAGUE	GP	G	A	PTS	PIM	+/-	PP	SH	GW	S	GP	G	A	PTS	PIM
2003-04	St. Albert	AJHL	51	35	36	71	33	4	0	3	3	--	--	--	--	--	--
2004-05	Dartmouth	ECAC	35	18	17	35	16	--	--	--	--	--	--	--	--	--	--
2005-06	Dartmouth	ECAC	33	15	10	25	24	--	--	--	--	--	--	--	--	--	--
2006-07	Dartmouth	ECAC	33	14	16	30	46	--	7	0	2	--	--	--	--	--	--
2007-08	Dartmouth	ECAC	32	10	25	35	20	--	6	0	1	--	--	--	--	--	--
	Wilkes-Barre	AHL	4	0	1	1	0	1	0	0	0	9	10	0	1	1	2
2008-09	Wilkes-Barre	AHL	56	14	17	31	30	14	2	0	4	109	12	4	6	10	8
	Wheeling	ECHL	18	14	10	24	19	6	6	1	3	67	--	--	--	--	--
2009-10	PITTSBURGH	NHL	6	1	1	2	2	-2	0	0	0	7	--	--	--	--	--
	Wilkes-Barre	AHL	61	16	27	43	50	19	4	0	--	148	4	4	0	4	2
2010-11	PITTSBURGH	NHL	4	1	2	3	5	1	0	0	0	10	--	--	--	--	--
	Wilkes-Barre	AHL	48	20	19	39	49	12	10	0	--	140	--	--	--	--	--
PIT/NHL TOTALS			10	2	3	5	7	-1	0	0	0	17	--	--	--	--	--

## 38 NICK JOHNSON • RW

[illegible]

## 38 NICK JOHNSON • RW

GAME # TEAM/ PLAYER	DATE	OPP.	G	A	P	PIM	SHIFTS	TOI	F/O WON	F/O LOST	SHOTS	B/S	Hits	+/-	REMARKS
42/	1/6	@MTL	-	-	-	-	-	-	-	-	-	-	-	-	WBS
43/	1/8	MIN	-	-	-	-	-	-	-	-	-	-	-	-	WBS
44/	1/10	BOS	-	-	-	-	-	-	-	-	-	-	-	-	WBS
45/	1/12	@MTL	-	-	-	-	-	-	-	-	-	-	-	-	WBS
46/	1/15	BOS	-	-	-	-	-	-	-	-	-	-	-	-	WBS
47/	1/18	DET	-	-	-	-	-	-	-	-	-	-	-	-	WBS
48/	1/20	@NJD	-	-	-	-	-	-	-	-	-	-	-	-	WBS
49/	1/22	CAR	-	-	-	-	-	-	-	-	-	-	-	-	WBS
50/	1/25	NYI	-	-	-	-	-	-	-	-	-	-	-	-	WBS
51/	2/1	@NYR	-	-	-	-	-	-	-	-	-	-	-	-	WBS
52/	2/2	NYI	-	-	-	-	-	-	-	-	-	-	-	-	WBS
53/	2/4	BUF	-	-	-	-	-	-	-	-	-	-	-	-	WBS
54/	2/6	@WSH	-	-	-	-	-	-	-	-	-	-	-	-	WBS
55/	2/8	CBJ	-	-	-	-	-	-	-	-	-	-	-	-	WBS
56/1	2/10	LAK	0	1	1	0	15	14:17	-	-	3	1	1	1	
57/2	2/11	@NYI	0	0	0	0	23	23:57	-	-	4	1	3	-2	
58/3	2/13	@NYR	1	0	1	0	18	14:47	-	-	2	0	0	E	
59/4	2/16	@COL	0	1	1	5	15	13:56	-	-	1	0	0	2	
60/	2/20	@CHI	-	-	-	-	-	-	-	-	-	-	-	-	INJ
61/	2/21	WSH	-	-	-	-	-	-	-	-	-	-	-	-	INJ
62/	2/23	SJS	-	-	-	-	-	-	-	-	-	-	-	-	INJ
63/	2/25	@CAR	-	-	-	-	-	-	-	-	-	-	-	-	INJ
64/	2/26	@TOR	-	-	-	-	-	-	-	-	-	-	-	-	INJ
65/	3/2	@TOR	-	-	-	-	-	-	-	-	-	-	-	-	INJ
66/	3/4	@NJD	-	-	-	-	-	-	-	-	-	-	-	-	INJ
67/	3/5	BOS	-	-	-	-	-	-	-	-	-	-	-	-	INJ
68/	3/8	BUF	-	-	-	-	-	-	-	-	-	-	-	-	INJ
69/	3/12	MTL	-	-	-	-	-	-	-	-	-	-	-	-	INJ
70/	3/13	EDM	-	-	-	-	-	-	-	-	-	-	-	-	INJ
71/	3/15	@OTT	-	-	-	-	-	-	-	-	-	-	-	-	INJ
72/	3/20	NYR	-	-	-	-	-	-	-	-	-	-	-	-	INJ
73/	3/21	@DET	-	-	-	-	-	-	-	-	-	-	-	-	INJ
74/	3/24	@PHI	-	-	-	-	-	-	-	-	-	-	-	-	INJ
75/	3/25	NJD	-	-	-	-	-	-	-	-	-	-	-	-	INJ
76/	3/27	FLA	-	-	-	-	-	-	-	-	-	-	-	-	INJ
77/	3/29	PHI	-	-	-	-	-	-	-	-	-	-	-	-	INJ
78/	3/31	@TBL	-	-	-	-	-	-	-	-	-	-	-	-	INJ
79/	4/2	@FLA	-	-	-	-	-	-	-	-	-	-	-	-	INJ
80/	4/5	NJD	-	-	-	-	-	-	-	-	-	-	-	-	INJ
81/	4/8	@NYI	-	-	-	-	-	-	-	-	-	-	-	-	INJ
82/	4/10	@ATL	-	-	-	-	-	-	-	-	-	-	-	-	INJ
Second- Half Totals			1	2	3	5	71	16:44	-	-	10	2	4	1	
Final Totals			1	2	3	5	71	16:44	-	-	10	2	4	1	

# TYLER KENNEDY • 48

**Position:** RW**Shoots:** Right**Ht:** 5-11**Wt:** 183**DOB:** 7/15/86**Birthplace:** Sault Ste. Marie, ON**Acquired:** Drafted by Penguins in the fourth round (99th overall) in the 2004 Entry Draft.
[pittsburghpenguins.com/tylerkennedy](http://pittsburghpenguins.com/tylerkennedy)

**2010-11:** Finished his best season as a pro, setting new career highs in games played (80), goals (21), assists (24), points (45) and power-play goals (7) ... Topped 20 goals for first time in career ... His 21 goals ranked fourth on team ... Hit double digits in goals for the fourth straight season ... Ranked second on the team with 234 shots ... Scored the first Penguin goal at CONSOL Energy Center 44 seconds into the third period Oct. 7 vs. Philadelphia ... Notched 100th career NHL point (assist) Jan. 18 vs. Detroit.

**NHL CAREER:** Energy winger has 124 points (59+65) and a plus-28 rating in 266 games played in four NHL seasons ... Totaled 13 postseason points (5+8) in 54 career games ... During the 2009 postseason he scored three game-winning goals, including the winning tally in Game 6 of the Stanley Cup Final ... Had 10 goals and 19 points in 55 games as NHL rookie in 2007-08 ... Scored first NHL goal Nov. 3 vs. NY Islanders but had to wait to have it confirmed by video replay ... Had first NHL assist and first multiple-point game Nov. 24 vs. Atlanta (0+2) ... Four of his 10 goals were game-winners, tying for third on team ... Recorded three points Dec. 15 vs. NY Islanders (1+2) and again March 12 vs. Buffalo (1+2) ... Made NHL debut Oct. 27, 2007 vs. Montreal, at age 21 ... Selected to play in YoungStars game at NHL All-Star weekend but could not participate because of illness ... Recorded first career playoff point with assist in Game 3 vs. Ottawa in 2008 postseason.


**JUNIOR:** Played four seasons for hometown Sault Ste. Marie Greyhounds of Ontario Hockey League, scoring 64 goals and adding 120 assists for 184 points in 249 career games ... Led Greyhounds in scoring as 19 year old in 2005-06, recording 70 points (22+48) in 64 games ... Was team's No. 2 scorer in 2004-05 with 57 points (21+36) ... Was team rookie of the year in 2002-03.

**PERSONAL:** Nickname – "TK" ... Lists Scotiabank Place as favorite road arena and Vancouver as favorite city on the road ... Other favorites include: vacation spot – Trout Lake or Mile 67 Cabin; band – Hank Williams Jr.; food – Italian; restaurant – Fratelli's Italian Restaurant; movie – Shooter and Nitro Circus ... Fishing is his favorite sport besides hockey ... Would like to meet Travis Pastrana ... Signed through 2010-11.

## CAREER VS. NHL

	GP	G	A	PTS	PIM
ANA	3	0	2	2	0
ATL	12	2	6	8	4
BOS	11	1	3	4	0
BUF	14	3	6	9	2
CGY	4	1	0	1	0
CAR	11	2	2	4	4
CHI	3	0	2	2	2
COL	4	1	0	1	0
CBJ	4	2	0	2	0
DAL	4	2	0	2	7
DET	6	1	2	3	0
EDM	4	1	3	4	2
FLA	15	5	4	9	8
LAK	2	1	0	1	0
MIN	4	0	0	0	2
MON	10	1	0	1	6
NSH	3	0	3	3	0
NJD	18	1	2	3	4
NYI	23	8	9	17	25
NYR	22	3	3	6	26
OTT	13	8	3	11	6
PHI	21	7	2	9	4
PHX	5	1	1	2	0
PIT	-	-	-	-	-
SJS	4	2	0	2	0
STL	3	2	1	3	0
TBL	14	1	3	4	4
TOR	11	3	4	7	7
VAN	4	0	2	2	6
WSH	14	0	2	2	14
<b>Totals</b>	<b>266</b>	<b>59</b>	<b>65</b>	<b>124</b>	<b>133</b>

## CAREER HIGHS

**Goals:** 2 (5 times), 2/23/11 vs. SJ**Assists:** 3 (1 time), 3/13/11 vs. EDM**Points:** 3 (3 times), 3/13/11 vs. EDM (0+3)**SOG:** 8 (1 time), 11/10/10 vs. BOS**PIM:** 12 (1 time), 12/18/07 at NYR





# CAREER STATISTICS

YEAR	TEAM	LEAGUE	REGULAR SEASON										PLAYOFFS				
			GP	G	A	PTS	PIM	+/-	PP	SH	GW	S	GP	G	A	PTS	PIM
2002-03	S. Ste. Marie	OHL	61	5	10	15	28	--	--	--	--	--	4	0	0	0	0
2003-04	S. Ste. Marie	OHL	63	16	26	42	28	--	--	--	--	--	--	--	--	--	--
2004-05	S. Ste. Marie	OHL	61	21	36	57	37	--	--	--	--	--	4	1	3	4	4
2005-06	S. Ste. Marie	OHL	64	22	48	70	60	--	--	--	--	--	4	1	2	3	2
2006-07	Wilkes-Barre	AHL	40	12	25	37	20	15	5	0	0	116	--	--	--	--	--
2007-08	PITTSBURGH	NHL	55	10	9	19	35	2	1	0	4	104	20	0	4	4	13
	Wilkes-Barre	AHL	10	5	4	9	10	2	1	0	2	26	--	--	--	--	--
2008-09	PITTSBURGH	NHL	67	15	20	35	30	15	0	0	3	171	24	5	4	9	4
2009-10	PITTSBURGH	NHL	64	13	12	25	31	10	1	0	4	175	10	0	0	0	2
2010-11	PITTSBURGH	NHL	80	21	24	45	37	1	7	0	2	234	--	--	--	--	--
PIT/NHL TOTALS			266	59	65	124	133	28	9	0	13	684	54	5	8	13	19



## 48 TYLER KENNEDY • C

GAME # TEAM/ PLAYER	DATE	OPP.	G	A	P	PIM	SHIFTS	TOI	F/O WON	F/O LOST	SHOTS	B/S	Hits	+/-	REMARKS
1/1	10/7	PHI	1	0	1	0	16	12:04	-	-	3	0	1	1	
2/2	10/9	MTL	0	0	0	0	15	08:46	-	-	1	0	2	E	
3/3	10/11	@NJD	0	0	0	2	17	11:53	1	0	0	0	1	E	
4/4	10/13	TOR	0	1	1	0	17	12:16	-	-	3	0	0	1	
5/5	10/15	NYI	0	0	0	0	15	10:40	-	-	2	0	0	E	
6/6	10/16	@PHI	0	0	0	0	17	11:21	1	0	4	0	1	E	
7/7	10/18	OTT	0	0	0	0	15	13:30	-	-	5	0	1	E	
8/8	10/21	@NSH	0	1	1	0	17	14:35	-	-	4	1	2	1	
9/9	10/23	@STL	0	0	0	0	14	12:03	-	-	3	0	1	E	
10/10	10/27	@TBL	0	0	0	0	13	08:39	-	-	2	1	1	-1	
11/11	10/29	PHI	1	0	1	0	16	11:22	-	-	4	0	1	1	
12/12	10/30	@CAR	0	0	0	2	16	13:51	-	-	3	0	1	E	
13/13	11/3	@DAL	1	0	1	5	18	13:17	2	1	3	0	1	-1	
14/14	11/5	@ANA	0	0	0	0	16	14:03	0	1	3	1	1	-1	
15/15	11/6	@PHX	0	0	0	0	14	11:18	1	0	2	0	2	-1	
16/16	11/10	BOS	0	0	0	0	19	13:51	-	-	8	0	1	-1	CAREER-HIGH 8 SHOTS
17/17	11/12	TBL	0	0	0	2	15	11:33	-	-	0	0	0	1	
18/18	11/13	@ATL	0	0	0	0	15	11:34	-	-	1	0	1	-1	
19/	11/15	NYR	-	-	-	-	-	-	-	-	-	-	-	-	INJ
20/19	11/17	VAN	0	0	0	0	17	12:20	-	-	2	0	4	E	
21/20	11/19	CAR	1	0	1	0	16	11:11	-	-	2	0	2	1	
22/21	11/22	@FLA	0	1	PP	1	2	15	12:27	-	-	1	1	0	E
23/22	11/24	@BUF	0	0	0	0	12	12:33	-	-	0	0	0	E	
24/23	11/26	OTT	0	2	2PP	2	0	15	11:22	-	-	6	0	2	E
25/24	11/27	CGY	0	0	0	0	14	11:49	-	-	2	0	1	-1	
26/25	11/29	@NYR	0	1	1	5	14	12:29	1	1	1	0	0	1	
27/26	12/2	ATL	0	0	0	0	16	12:48	-	-	4	1	2	E	
28/27	12/4	@CBJ	1	0	1	0	17	10:42	1	1	1	0	1	E	
29/28	12/6	NJD	0	0	0	2	19	15:59	-	-	5	0	1	E	
30/29	12/8	TOR	0	2	2	0	15	15:55	0	1	2	0	0	2	
31/30	12/11	@BUF	0	0	0	0	18	14:36	2	0	3	0	1	E	
32/31	12/14	@PHI	0	0	0	0	14	11:24	0	2	3	0	1	E	
33/32	12/15	NYR	0	0	0	0	18	16:47	1	0	2	0	3	E	
34/33	12/20	PHX	0	1	PP	1	0	15	12:09	-	-	4	0	1	1
35/34	12/22	FLA	0	1	1	2	19	16:04	-	-	1	0	1	1	
36/35	12/23	@WSH	0	0	0	0	18	15:20	-	-	2	0	4	-1	
37/36	12/26	@OTT	0	0	0	0	17	14:39	-	-	3	1	0	E	
38/37	12/28	ATL	0	0	0	0	15	11:52	-	-	3	0	1	1	
39/38	12/29	@NYI	0	1	1	0	16	11:04	1	0	5	0	0	1	
40/39	1/1	WSH	0	0	0	0	17	13:22	1	0	1	0	1	E	
41/40	1/5	TBL	1	1	2	0	17	12:25	-	-	5	0	1	2	
Half- Season Totals			6	12	18	22	639	12:39	12	7	109	6	45	7	

48 TYLER KENNEDY • C

GAME # TEAM/ PLAYER	DATE	OPP.	G	A	P	PIM	SHIFTS	TOI	F/O WON	F/O LOST	SHOTS	B/S	Hits	+/-	REMARKS	
42/41	1/6	@MTL	0	0	0	2	20	17:31	-	-	2	2	2	E		
43/42	1/8	MIN	0	0	0	0	15	10:59	-	-	4	0	0	E		
44/43	1/10	BOS	0	0	0	0	14	13:48	-	-	2	2	1	E		
45/44	1/12	@MTL	1	PP	0	1	0	18	13:41	1	1	5	0	2	-1	
46/45	1/15	BOS	0	1	1	0	18	15:29	-	-	2	1	2	E		
47/46	1/18	DET	0	2	2	0	20	15:01	1	0	2	1	0	2	100th NHL POINT	
48/47	1/20	@NJD	0	0	0	0	18	15:41	-	-	0	0	1	-2		
49/48	1/22	CAR	0	0	0	0	19	14:14	-	-	2	0	1	-1		
50/49	1/25	NYI	0	0	0	5	15	13:25	-	-	1	0	1	E		
51/50	2/1	@NYR	0	0	0	0	20	16:04	0	1	2	1	0	-2		
52/51	2/2	NYI	1	PP	0	1	2	19	13:48	3	1	2	0	1	E	GWG
53/52	2/4	BUF	1	0	1	0	20	15:13	1	1	1	0	3	1		
54/53	2/6	@WSH	0	0	0	0	19	15:51	-	-	3	1	1	-2		
55/54	2/8	CBJ	1	PP	0	1	0	20	16:12	-	-	3	0	2	E	
56/55	2/10	LAK	0	0	0	0	24	17:52	2	0	3	0	1	E		
57/56	2/11	@NYI	1	PP	1	PP	2	2	19:15	0	2	5	1	0	-2	
58/57	2/13	@NYR	0	0	0	0	16	17:23	0	1	3	0	0	E		
59/58	2/16	@COL	1	PP	0	1	0	20	17:54	1	0	5	0	1	E	GWG
60/59	2/20	@CHI	0	1	1	0	20	18:52	0	1	5	0	1	-1		
61/60	2/21	WSH	0	0	0	2	23	19:12	0	1	5	2	3	E		
62/61	2/23	SJS	2	0	2	0	21	18:37	2	0	4	0	0	1		
63/62	2/25	@CAR	0	0	0	0	15	16:11	-	-	4	0	0	-1		
64/	2/26	@TOR	-	-	-	-	-	-	-	-	-	-	-	-	INJ	
65/63	3/2	@TOR	0	0	0	0	20	16:19	-	-	3	0	0	E		
66/64	3/4	@NJD	1	0	1	0	19	17:41	0	2	6	0	0	1		
67/65	3/5	BOS	0	1	1	0	19	15:33	0	1	3	0	1	2		
68/66	3/8	BUF	0	0	0	0	19	16:19	-	-	2	1	0	E		
69/67	3/12	MTL	0	0	0	0	18	13:37	-	-	2	0	1	-1		
70/68	3/13	EDM	0	3	PP	3	0	18	17:14	0	2	3	0	2	2	CAREER HIGHS IN PTS & ASSTS
71/69	3/15	@OTT	1	1	2	0	18	15:23	1	1	1	0	2	2	CAREER HIGH 16th GOAL	
72/70	3/20	NYR	0	0	0	0	20	15:20	0	1	5	0	2	-1		
73/71	3/21	@DET	1	0	1	0	23	18:59	0	1	5	1	5	E		
74/72	3/24	@PHI	1	PP	0	1	0	24	19:13	1	1	7	1	3	-1	
75/73	3/25	NJD	0	0	0	0	20	17:43	0	2	0	0	2	E		
76/74	3/27	FLA	0	0	0	0	23	18:33	1	2	5	1	3	E		
77/75	3/29	PHI	1	0	1	0	20	19:25	-	-	2	0	1	1		
78/76	3/31	@TBL	0	0	0	2	20	18:45	0	1	4	1	1	-2		
79/77	4/2	@FLA	1	0	1	0	16	14:17	1	1	3	1	2	E	20-GOAL MARK FOR 1st TIME	
80/78	4/5	NJD	0	1	1	0	16	13:29	-	-	2	0	2	E		
81/	4/8	@NYI	0	1	1	0	20	17:39	0	1	5	0	0	-1		
82/	4/10	@ATL	1	PP	0	1	0	19	18:32	0	1	2	0	0	E	
Second- Half Totals			15	12	27	15	767	16:24	15	26	125	17	50	-6		
Final Totals			21	24	45	37	1406	14:30	27	33	234	23	95	1		

## ALEX KOVALEV • 72

**Position:** RW**Shoots:** L**Ht:** 6-2**Wt:** 222**DOB:** 2/24/73**Birthplace:** Togliatti, Russia**Acquired:** From Ottawa on Feb. 24, 2011 for conditional 2011 seventh-round pick.
[pittsburghpenguins.com/alexkovalev](http://pittsburghpenguins.com/alexkovalev)

**2010-11:** In his second tour of duty with Pittsburgh after being re-acquired Feb. 24 from Ottawa ... Posted seven points (2+5) in 20 games in a Penguins uniform ... Started the season with the Senators, posting 14 goals and 27 points in 54 games ... Notched his 1,000th career NHL point Nov. 22 vs. Los Angeles ... Played 1,300th career NHL game April 5 vs. New Jersey.

**NHL CAREER:** Dynamic talent has played 19 NHL seasons with NY Rangers, Pittsburgh, Montreal and Ottawa ... Has posted 428 goals, 596 assists, 1,024 points and 132 power-play goals in 1,302 career games ... Won a Stanley Cup championship as member of the Rangers in 1993-94 ... Scored nine goals and 21 points in 23 postseason games in '94 title run with New York ... In 116 playoff games has recorded 44 goals, 54 assists and 98 points ... Played 345 games in first stint with Pittsburgh from 1998 to 2003, scoring 149 goals, 198 assists and 347 points; added 11 goals and 28 points in 39 postseason contests ... Set career highs across the board with 44 goals, 51 assists and 95 points in 2000-01 with Penguins; 95 points ranked fourth in the NHL ... Originally drafted in the first round (15th overall) by NY Rangers in 1991 NHL Entry Draft, becoming first-ever Russian-born player selected in the first round.

**INTERNATONAL:** Competed for Russia in the Olympics (1992, 2002, 2006), World Cups (1997, 2005) and World Championships (1992, 1998, 2005) in international play ... Earned two Olympic medals (1992 - Gold; 2002 - Bronze) ... Medaled in one World Championship (2005 - Bronze) and one World Junior Championship (1992 - Gold) with Russia ... Posted three points (1+2) in eight games in 1992 Olympics to help Russia win the gold.


**PERSONAL:** Nickname - "Kovy" ... Is a trained and licensed pilot, owning his own plane ... Married, Eugenia, with two children, Nikita and Ivan ... Signed through 2010-11.

## CAREER VS. NHL

	GP	G	A	PTS	PIM
ANA	20	6	8	14	22
ATL	41	12	21	33	36
BOS	84	35	33	68	88
BUF	83	27	26	53	56
CGY	24	6	16	22	30
CAR	63	23	23	46	64
CHI	20	6	8	14	13
COL	32	6	17	23	39
CBJ	10	3	6	9	12
DAL	19	4	7	11	17
DET	21	9	6	15	10
EDM	23	6	12	18	12
FLA	71	18	27	45	79
LAK	21	9	13	22	6
MIN	11	1	4	5	6
MON	61	12	30	42	57
NSH	12	3	5	8	18
NJD	75	20	31	51	52
NYI	84	29	46	75	100
NYR	44	20	29	49	36
OTT	68	21	38	59	71
PHI	76	33	31	64	76
PHX	20	9	9	18	18
PIT	48	15	20	35	50
SJS	23	11	12	23	12
STL	22	6	7	13	22
TBL	67	27	27	54	80
TOR	70	28	44	72	72
VAN	25	4	10	14	36
WSH	64	19	30	49	108
<b>Totals</b>	<b>1302</b>	<b>428</b>	<b>596</b>	<b>1024</b>	<b>1298</b>

## CAREER HIGHS

**Goals:** 4 (1 time), 1/3/10 vs. PHI**Assists:** 4 (1 time), 2/29/08 at BUF**Points:** 5 (3 times), 1/3/10 vs. PHI (4+1)**SOG:** 10 (3 times), 2/4/03 vs. VAN**PIM:** 22 (2 times), 10/26/06 at BOS**Hat tricks:** 12, 1/3/10 vs. PHI (4G)



## CAREER STATISTICS

YEAR	TEAM	LEAGUE	REGULAR SEASON										PLAYOFFS				
			GP	G	A	PTS	PIM	+/-	PP	SH	GW	S	GP	G	A	PTS	PIM
1991-92	Dynamo	CIS	33	16	9	25	20	--	--	--	--	--	--	--	--	--	--
	Russia	WJC	7	5	5	10	2	--	--	--	--	--	--	--	--	--	--
	Dynamo-2	CIS	4	5	0	5	12	--	--	--	--	--	--	--	--	--	--
	Russia	OLY	8	1	2	3	14	--	--	--	--	--	--	--	--	--	--
	Russia	WC	6	0	1	1	0	--	--	--	--	--	--	--	--	--	--
1992-93	NY Rangers	NHL	65	20	18	38	79	-10	3	0	3	134	--	--	--	--	--
	Binghamton	AHL	13	13	11	24	35	--	--	--	--	--	9	3	5	8	14
1993-94	NY Rangers	NHL	76	23	33	56	154	18	7	0	3	184	23	9	12	21	18
1994-95	NY Rangers	NHL	48	13	15	28	30	-6	1	1	1	103	10	4	7	11	10
	Lada Togliatti	CIS	12	8	8	16	49	--	--	--	--	--	--	--	--	--	--
1995-96	NY Rangers	NHL	81	24	34	58	98	5	8	1	7	206	11	3	4	7	14
1996-97	NY Rangers	NHL	45	13	22	35	42	11	1	0	0	110	--	--	--	--	--
	Russia	W-Cup	5	2	1	3	8	--	--	--	--	--	--	--	--	--	--
1997-98	NY Rangers	NHL	73	23	30	53	44	-22	8	0	3	173	--	--	--	--	--
	Russia	WC	6	5	2	7	14	--	--	--	--	--	--	--	--	--	--
1998-99	NY Rangers	NHL	14	3	4	7	12	-6	1	0	1	35	--	--	--	--	--
	PITTSBURGH	NHL	63	20	26	46	37	8	5	1	4	156	10	5	7	12	14
1999-00	PITTSBURGH	NHL	82	26	40	66	94	-3	9	2	4	254	11	1	5	6	10
2000-01	PITTSBURGH	NHL	79	44	51	95	96	12	12	2	9	307	18	5	5	10	16
2001-02	PITTSBURGH	NHL	67	32	44	76	80	2	8	1	3	266	--	--	--	--	--
	Russia	OLY	6	3	1	4	4	--	--	--	--	--	--	--	--	--	--
2002-03	PITTSBURGH	NHL	54	27	37	64	50	-11	8	0	1	212	--	--	--	--	--
	NY Rangers	NHL	24	10	3	13	20	2	3	0	2	59	--	--	--	--	--
2003-04	NY Rangers	NHL	66	13	29	42	54	-5	3	0	0	178	--	--	--	--	--
	Montreal	NHL	12	1	2	3	12	-4	0	0	1	29	11	6	4	10	8
2004-05	AK Bars Kazan	Rus	35	10	12	22	80	--	--	--	--	--	4	0	0	0	8
	Russia	W-Cup	4	2	1	3	4	-2	--	--	--	--	--	--	--	--	--
	Russia	WC	9	3	4	7	16	--	--	--	--	--	--	--	--	--	--
2005-06	Montreal	NHL	69	23	42	65	76	-1	9	0	5	206	6	4	3	7	4
	Russia	OLY	8	4	2	6	4	--	--	--	--	--	--	--	--	--	--
2006-07	Montreal	NHL	73	18	29	47	78	-19	8	0	5	197	--	--	--	--	--
2007-08	Montreal	NHL	82	35	49	84	70	18	17	0	5	230	12	5	6	11	8
2008-09	Montreal	NHL	78	26	39	65	74	-5	11	1	4	209	4	2	1	3	2
2009-10	Ottawa	NHL	77	18	31	49	54	-8	4	0	5	165	--	--	--	--	--
2010-11	Ottawa	NHL	54	14	13	27	28	-9	6	0	3	123	--	--	--	--	--
	PITTSBURGH	NHL	20	2	5	7	16	3	0	0	0	28	--	--	--	--	--
NHL TOTALS			1302	428	596	1024	1298	-30	132	9	69	3564	116	44	54	98	104
PITTSBURGH TOTALS			365	151	203	354	373	11	42	6	21	1223	39	11	17	28	40

## 72 ALEX KOVALEV • RW

[illegible]



72


ALEX KOVALEV • RW

GAME # TEAM/ PLAYER	DATE	OPP.	G	A	P	PIM	SHIFTS	TOI	F/O WON	F/O LOST	SHOTS	B/S	Hits	+/-	REMARKS
42/	1/6	@MTL	-	-	-	-	-	-	-	-	-	-	-	-	OTT
43/	1/8	MIN	-	-	-	-	-	-	-	-	-	-	-	-	OTT
44/	1/10	BOS	-	-	-	-	-	-	-	-	-	-	-	-	OTT
45/	1/12	@MTL	-	-	-	-	-	-	-	-	-	-	-	-	OTT
46/	1/15	BOS	-	-	-	-	-	-	-	-	-	-	-	-	OTT
47/	1/18	DET	-	-	-	-	-	-	-	-	-	-	-	-	OTT
48/	1/20	@NJD	-	-	-	-	-	-	-	-	-	-	-	-	OTT
49/	1/22	CAR	-	-	-	-	-	-	-	-	-	-	-	-	OTT
50/	1/25	NYI	-	-	-	-	-	-	-	-	-	-	-	-	OTT
51/	2/1	@NYR	-	-	-	-	-	-	-	-	-	-	-	-	OTT
52/	2/2	NYI	-	-	-	-	-	-	-	-	-	-	-	-	OTT
53/	2/4	BUF	-	-	-	-	-	-	-	-	-	-	-	-	OTT
54/	2/6	@WSH	-	-	-	-	-	-	-	-	-	-	-	-	OTT
55/	2/8	CBJ	-	-	-	-	-	-	-	-	-	-	-	-	OTT
56/	2/10	LAK	-	-	-	-	-	-	-	-	-	-	-	-	OTT
57/	2/11	@NYI	-	-	-	-	-	-	-	-	-	-	-	-	OTT
58/	2/13	@NYR	-	-	-	-	-	-	-	-	-	-	-	-	OTT
59/	2/16	@COL	-	-	-	-	-	-	-	-	-	-	-	-	OTT
60/	2/20	@CHI	-	-	-	-	-	-	-	-	-	-	-	-	OTT
61/	2/21	WSH	-	-	-	-	-	-	-	-	-	-	-	-	OTT
62/	2/23	SJS	-	-	-	-	-	-	-	-	-	-	-	-	OTT
63/1	2/25	@CAR	0	0	0	4	19	19:00	-	-	0	0	0	E	1st GAME BACK W/PENS
64/2	2/26	@TOR	1	0	1	4	23	17:17	-	-	2	0	0	-2	GAME-DECIDING SHOOTOUT GOAL
65/3	3/2	@TOR	0	0	0	0	15	14:18	0	1	2	1	0	E	
66/4	3/4	@NJD	0	0	0	0	19	19:52	-	-	1	0	0	E	
67/5	3/5	BOS	0	0	0	0	19	19:57	1	0	4	0	0	-1	
68/6	3/8	BUF	0	0	0	0	16	17:28	-	-	0	0	0	3	
69/7	3/12	MTL	0	0	0	0	18	18:00	-	-	0	0	0	E	
70/8	3/13	EDM	0	0	0	2	16	15:29	-	-	2	0	0	-1	
71/9	3/15	@OTT	0	1	1	0	17	18:07	-	-	3	0	0	2	
72/10	3/20	NYR	0	0	0	0	20	19:50	-	-	1	0	2	1	
73/11	3/21	@DET	0	0	0	2	19	17:18	-	-	0	0	0	-1	
74/12	3/24	@PHI	0	0	0	0	17	16:18	-	-	2	0	0	E	
75/13	3/25	NJD	0	0	0	0	18	16:52	-	-	1	0	0	E	
76/14	3/27	FLA	0	1	1	2	21	20:58	0	2	1	0	1	1	GAME-DECIDING SHOOTOUT GOAL
77/15	3/29	PHI	1	0	1	0	16	15:02	-	-	3	1	0	E	
78/16	3/31	@TBL	0	1	1	2	19	16:52	-	-	0	0	0	1	
79/17	4/2	@FLA	0	0	0	0	15	13:25	-	-	0	1	1	1	
80/18	4/5	NJD	0	1	PP	1	17	15:34	-	-	2	0	0	-1	
81/	4/8	@NYI	0	0	0	0	19	18:23	-	-	4	0	0	-1	
82/	4/10	@ATL	0	1	1	0	19	13:31	-	-	0	0	0	1	
Second- Half Totals			2	5	7	16	362	17:11	1	3	28	3	4	3	
Final Totals			2	5	7	16	362	17:11	1	3	28	3	4	3	

## CHRIS KUNITZ • 14

**Position:** LW**Shoots:** Left**Ht:** 6-0**Wt:** 193**DOB:** 9/26/79**Birthplace:** Regina, SK, Canada**Acquired:** Acquired from Anaheim with Eric Tangradi for Ryan Whitney on Feb. 26, 2009.
[pittsburghpenguins.com/chriskunitz](http://pittsburghpenguins.com/chriskunitz)

**2010-11:** Finished the season with 23 goals, 48 points, a plus-18 rating and seven power-play goals ... His 23 goals ranked second on the team, and are second-highest total in his career (25, 2006-07) ... Tallied second career hat trick Jan. 5 vs. Tampa Bay ... Recorded a five-game scoring streak (tying his career high) with nine points (4+5) March 13-24 ... Tied a career high with an assist in four straight games (Dec. 2-8) ... Racked up 155 hits (2.4 per game) ... Missed 13 games with a lower-body injury, returned to score 12 points (5+7) over last 14 games of regular season ... Appeared in his 400th career NHL game, and scored the game-tying goal, Nov. 6 at Phoenix.



## CAREER VS. NHL

	GP	G	A	PTS	PIM
ANA	2	0	0	0	4
ATL	8	2	2	4	2
BOS	9	5	1	6	0
BUF	11	4	1	5	8
CGY	20	2	9	11	12
CAR	12	2	4	6	12
CHI	15	6	5	11	29
COL	14	1	9	10	20
CBJ	19	3	8	11	16
DAL	30	7	7	14	47
DET	19	6	6	12	20
EDM	16	6	5	11	24
FLA	13	1	5	6	9
LAK	35	11	11	22	24
MIN	16	1	5	6	12
MON	10	4	5	9	10
NSH	16	6	12	18	13
NJD	15	6	5	11	8
NYI	11	3	1	4	4
NYR	13	6	4	10	10
OTT	10	2	9	11	10
PHI	13	3	7	10	14
PHX	30	10	11	21	30
PIT	3	3	1	4	2
SJS	28	6	8	14	10
STL	17	7	6	13	15
TBL	13	6	4	10	10
TOR	8	2	5	7	8
VAN	16	2	7	9	12
WSH	9	1	3	4	6
<b>Totals</b>	<b>451</b>	<b>124</b>	<b>166</b>	<b>290</b>	<b>401</b>

**NHL CAREER:** Accumulated 290 points on 124 goals and 166 assists, 38 power-play goals and a plus-81 rating in 451 career games in stints with Anaheim, Atlanta and Pittsburgh ... Has recorded 41 points (9+32) in 72 career postseason contests ... Set new career highs with 14 points and 13 assists in 24 playoff games to win his second career Stanley Cup with Pittsburgh in 2009 ... Made his Penguins debut Feb. 27 at Chicago, posting two points (1+1) ... Recorded a point in 12 of 20 games with the Penguins, totaling seven goals and 11 assists for 18 points, to end the 2008-09 season ... Posted career highs with 25 goals and 60 points in 81 games with Anaheim in 2006-07, helping the team win its first Stanley Cup title ... Originally signed with Ducks as an undrafted free agent on April 1, 2003.

**COLLEGE:** Scored 99 goals and 76 assists for 175 points in 152 games over four seasons (1999-03) at Ferris State ... Netted 35 goals, 44 assists, 79 points, a plus-47 rating and was a finalist for the Hobey Baker Award during senior campaign ... First Ferris State player to be named Central Collegiate Hockey Association's (CCHA) Player of the Year after leading Bulldogs to school's first-ever regular-season CCHA Championship Title (22-5-1 league record).

**PERSONAL:** Enjoys watching Entourage, Prison Break and anything on the Discovery Channel ... Lists Garth Brooks' fire relief benefit concert during 2008 All-Star break as the best concert he's ever attended ... Traveled to the Bahamas where he and his wife, Maureen, swam with sharks and sting-rays ... Spends offseason in Chicago where he donates his time speaking to children at the Mid Town Boys Club ... Married Maureen in July of 2008 and honeymooned in Bora Bora ... The couple had their second child, daughter Payton Marie, April 5, 2011 ... First child, son Zachary James, was born on April 15, 2009 ... Signed through the 2011-12 season.

## CAREER HIGHS

**Goals:** 3 (2 times), 1/5/11 vs. TB**Assists:** 3 (6 times), 3/15/11 vs. OTT**Points:** 4 (5 times), 12/23/09 vs. OTT (1+3)**PIM:** 27 (1 time), 3/16/07 vs. CHI**SOG:** 8 (1 time), 2/4/04 vs. CAR**Hat Tricks:** 2, 1/5/11 vs. TB



## CAREER STATISTICS

REGULAR SEASON														PLAYOFFS				
YEAR	TEAM	LEAGUE	GP	G	A	PTS	PIM	+/-	PP	SH	GW	S		GP	G	A	PTS	PIM
1999-00	Ferris State	CCHA	38	20	9	29	70	--	--	--	--	--		--	--	--	--	--
2000-01	Ferris State	CCHA	37	16	13	29	81	--	--	--	--	--		--	--	--	--	--
2001-02	Ferris State	CCHA	35	28	10	38	68	--	--	--	--	--		--	--	--	--	--
2002-03	Ferris State	CCHA	42	35	44	79	56	--	--	--	--	--		--	--	--	--	--
2003-04	Anaheim	NHL	21	0	6	6	12	1	0	0	0	31		--	--	--	--	--
2004-05	Cincinnati	AHL	59	19	25	44	101	4	5	1	2	--		9	3	2	5	24
	Cincinnati	AHL	54	22	17	39	71	13	10	2	6	--		12	1	7	8	20
2005-06	Atlanta	NHL	2	0	0	0	2	-3	0	0	0	0		--	--	--	--	--
	Anaheim	NHL	67	19	22	41	69	19	5	1	2	149		16	3	5	8	8
	Portland	AHL	5	0	4	4	12	1	0	0	0	--		--	--	--	--	--
2006-07	Anaheim	NHL	81	25	35	60	81	23	11	0	5	180		13	1	5	6	19
2007-08	Anaheim	NHL	82	21	29	50	80	8	7	1	6	196		6	0	2	2	8
2008-09	Canada	WC	9	2	5	7	4	--	--	--	--	--		--	--	--	--	--
	Anaheim	NHL	62	16	19	35	55	9	3	0	2	139		--	--	--	--	--
2009-10	PITTSBURGH	NHL	20	7	11	18	16	3	3	0	1	39		24	1	13	14	19
	PITTSBURGH	NHL	50	13	19	32	39	3	2	1	0	131		13	4	7	11	8
2010-11	PITTSBURGH	NHL	66	23	25	48	47	18	7	1	2	133		--	--	--	--	--
NHL TOTALS			451	124	166	290	401	81	38	4	18	998		72	9	32	41	62
PITTSBURGH TOTALS			136	43	55	98	102	24	12	2	3	303		37	5	20	25	27

## 14 CHRIS KUNTIZ • LW

GAME # TEAM/ PLAYER	DATE	OPP.	G	A	P	PIM	SHIFTS	TOI	F/O WON	F/O LOST	SHOTS	B/S	Hits	+/-	REMARKS	
1/1	10/7	PHI	0	1	PP	1	0	20	19:48	-	-	0	1	4	E	
2/2	10/9	MTL	0	0		0	0	21	21:08	-	-	2	0	8	-1	
3/3	10/11	@NJD	0	1		1	0	20	17:20	-	-	1	1	1	1	
4/4	10/13	TOR	1	PP	0	1	0	21	20:32	-	-	2	0	6	-2	
5/5	10/15	NYI	0	0		0	0	22	19:55	0	3	1	0	1	E	
6/6	10/16	@PHI	1	0		1	0	22	17:34	-	-	4	0	2	1	
7/7	10/18	OTT	0	0		0	0	18	16:48	-	-	1	0	2	1	
8/8	10/21	@NSH	0	1		1	0	22	20:23	-	-	0	0	2	E	
9/9	10/23	@STL	0	0		0	0	20	17:55	-	-	2	0	2	E	
10/10	10/27	@TBL	0	0		0	4	24	20:55	1	0	1	0	2	-2	
11/11	10/29	PHI	0	0		0	2	22	17:10	-	-	3	0	2	E	
12/12	10/30	@CAR	0	1		1	2	18	15:31	-	-	0	0	1	1	
13/13	11/3	@DAL	0	0		0	5	20	17:21	-	-	3	0	1	-2	
14/14	11/5	@ANA	0	0		0	2	21	17:38	-	-	1	0	3	E	
15/15	11/6	@PHX	1	PP	0	1	0	23	20:55	-	-	1	0	6	1	400th NHL GAME
16/16	11/10	BOS	1	0		1	0	21	19:44	-	-	4	0	3	E	
17/17	11/12	TBL	0	1		1	0	20	16:54	-	-	0	0	1	2	
18/18	11/13	@ATL	0	0		0	0	18	19:07	-	-	4	0	1	E	
19/19	11/15	NYR	1	0		1	0	21	20:58	-	-	3	0	2	E	
20/20	11/17	VAN	0	0		0	0	19	15:58	-	-	0	1	4	E	
21/21	11/19	CAR	2	PP	0	2	0	24	21:09	-	-	4	1	4	E	
22/22	11/22	@FLA	0	0		0	2	23	18:01	-	-	0	0	2	-1	
23/23	11/24	@BUF	0	0		0	2	20	18:51	-	-	1	1	2	1	
24/24	11/26	OTT	0	0		0	0	21	20:40	-	-	4	0	2	E	
25/25	11/27	CGY	0	1		1	0	22	18:06	-	-	7	0	1	1	
26/26	11/29	@NYR	0	0		0	0	20	18:13	-	-	1	0	1	1	
27/27	12/2	ATL	0	1		1	0	22	18:31	-	-	1	0	3	2	
28/28	12/4	@CBJ	0	1		1	0	18	17:26	-	-	0	0	0	1	
29/29	12/6	NJD	1	1		2	0	21	19:31	-	-	2	0	4	2	
30/30	12/8	TOR	0	3	SH	3	0	20	19:51	-	-	1	1	0	3	CAREER- HIGH (TIED) 3 ASSISTS
31/31	12/11	@BUF	0	0		0	0	19	19:28	-	-	2	0	0	E	
32/	12/14	@PHI	-	-		-	-	-	-	-	-	-	-	-	-	INJ
33/	12/15	NYR	-	-		-	-	-	-	-	-	-	-	-	-	INJ
34/32	12/20	PHX	0	0		0	2	18	15:59	-	-	3	0	1	E	
35/33	12/22	FLA	0	2		2	0	18	18:04	-	-	1	0	0	2	
36/34	12/23	@WSH	1	0		1	0	23	21:07	-	-	2	0	3	1	
37/35	12/26	@OTT	0	1		1	4	19	17:33	-	-	3	0	0	E	
38/36	12/28	ATL	1	0		1	0	17	14:27	-	-	2	0	0	2	GWG
39/37	12/29	@NYI	0	0		0	4	23	21:03	-	-	2	0	3	-1	
40/38	1/1	WSH	0	0		0	0	21	21:29	-	-	1	0	6	E	
41/39	1/5	TBL	3	2PP	0	3	0	20	17:24	0	1	5	1	2	1	2nd CAREER HAT TRICK
Half- Season Totals			13	15		28	29	802	18:44	1	4	75	7	88	15	

## 14 CHRIS KUNTIZ • LW

GAME # TEAM/ PLAYER	DATE	OPP.	G	A	P	PIM	SHIFTS	TOI	F/O WON	F/O LOST	SHOTS	B/S	Hits	+/-	REMARKS	
42/40	1/6	@MTL	0	0	0	0	19	16:38	-	-	1	0	3	-1		
43/41	1/8	MIN	0	0	0	0	17	14:20	-	-	2	0	2	-2		
44/42	1/10	BOS	0	0	0	0	19	18:57	1	0	2	1	4	-2		
45/43	1/12	@MTL	1	PP	1	2	0	17	17:46	-	-	4	0	4	1	
46/44	1/15	BOS	1	0	1	0	20	15:50	-	-	2	2	2	2		
47/45	1/18	DET	1	0	1	2	19	15:56	-	-	4	0	2	1		
48/46	1/20	@NJD	0	0	0	4	19	16:38	-	-	1	0	2	E		
49/47	1/22	CAR	0	1	PP	1	6	13:39	1	0	2	0	3	E		
50/48	1/25	NYI	0	0	0	0	20	18:56	-	-	2	0	1	E		
51/49	2/1	@NYR	1	1	PP	2	0	35	17:28	-	-	3	0	1	1	
52/50	2/2	NYI	1	0	1	0	19	18:57	-	-	2	1	0	1		
53/51	2/4	BUF	0	0	0	2	24	19:17	-	-	3	0	4	-1		
54/52	2/6	@WSH	0	0	0	0	19	17:05	-	-	1	0	3	-1		
55/	2/8	CBJ	-	-	-	-	-	-	-	-	-	-	-	-	INJ	
56/	2/10	LAK	-	-	-	-	-	-	-	-	-	-	-	-	INJ	
57/	2/11	@NYI	-	-	-	-	-	-	-	-	-	-	-	-	INJ	
58/	2/13	@NYR	-	-	-	-	-	-	-	-	-	-	-	-	INJ	
59/	2/16	@COL	-	-	-	-	-	-	-	-	-	-	-	-	INJ	
60/	2/20	@CHI	-	-	-	-	-	-	-	-	-	-	-	-	INJ	
61/	2/21	WSH	-	-	-	-	-	-	-	-	-	-	-	-	INJ	
62/	2/23	SJS	-	-	-	-	-	-	-	-	-	-	-	-	INJ	
63/	2/25	@CAR	-	-	-	-	-	-	-	-	-	-	-	-	INJ	
64/	2/26	@TOR	-	-	-	-	-	-	-	-	-	-	-	-	INJ	
65/	3/2	@TOR	-	-	-	-	-	-	-	-	-	-	-	-	INJ	
66/	3/4	@NJD	-	-	-	-	-	-	-	-	-	-	-	-	INJ	
67/	3/5	BOS	-	-	-	-	-	-	-	-	-	-	-	-	INJ	
68/53	3/8	BUF	0	0	0	2	21	15:56	-	-	3	0	5	E		
69/54	3/12	MTL	0	0	0	0	19	16:25	-	-	1	0	2	-1		
70/55	3/13	EDM	2	PP	0	2	2	18	17:38	-	-	3	0	0	1	20-GOAL MARK FOR 4th TIME
71/56	3/15	@OTT	0	3	3	0	20	18:48	-	-	0	0	1	3	CAREER-HIGH (TIED) 3 ASSISTS	
72/57	3/20	NYR	1	SH	0	1	0	22	16:40	-	-	4	0	3	E	
73/58	3/21	@DET	1	1	2	0	22	18:32	-	-	3	1	2	2		
74/59	3/24	@PHI	0	1	PP	1	0	24	18:51	-	-	2	1	2	-1	
75/60	3/25	NJD	0	0	0	0	21	20:32	-	-	3	0	3	E		
76/61	3/27	FLA	0	0	0	0	23	21:33	1	0	0	0	2	E		
77/62	3/29	PHI	0	1	1	0	19	16:51	-	-	1	0	8	1		
78/63	3/31	@TBL	0	0	0	0	21	17:30	-	-	2	1	4	-1		
79/64	4/2	@FLA	0	1	1	0	18	15:57	-	-	2	0	2	E		
80/65	4/5	NJD	1	0	1	0	21	18:25	-	-	4	0	1	E	GWG	
81/	4/8	@NYI	0	0	0	0	24	20:56	-	-	1	0	1	E	GAME-DECIDING SHOOTOUT GOAL	
82/	4/10	@ATL	-	-	-	-	-	-	-	-	-	-	-	-		
Second- Half Totals			10	10	20	18	558	17:38	3	0	58	7	67	3		
Final Totals			23	25	48	47	1360	18:17	4	4	133	14	155	18		



## KRIS LETANG • 58

**Position:** D**Shoots:** Right**Ht:** 6-0**Wt:** 201**DOB:** 4/24/87**Birthplace:** Montreal, PQ**Acquired:** Drafted by Penguins in the third round (62nd overall) of the 2005 Entry Draft.
[pittsburghpenguins.com/krisletang](http://pittsburghpenguins.com/krisletang)


**2010-11:** Produced his best NHL campaign, setting new career highs in games played (82), assists (42), points (50), plus-minus rating (+15) and shots (236), while garnering buzz as a Norris Trophy candidate ... Ranked in the top 10 in points (50, seventh - tied) and assists (42, sixth - tied) among all NHL defensemen ... Logged a team-best 24:02 minutes per game while seeing action on both the top power-play unit and penalty kill ... Went 3-for-11 in shootouts ... Skated a career-high 32:47 minutes Feb. 26 at Toronto ... Posted 100th career point (assist) vs. Calgary Nov. 27.

**NHL CAREER:** Posted 129 points (29+100) in 299 career games in first four-plus seasons in NHL ... In 52 career postseason games, has totaled 22 points (9+13) ... Posted 13 points (4+9) during 2009 Stanley Cup-winning playoff run, third most in the NHL by a blueliner ... His first career playoff goal came at a critical moment for team in overtime of conference semifinals Game 3 vs. Washington; Letang played through an injury that nearly forced him out of the game; with Pittsburgh trailing the series, 2-0, his overtime tally gave Pittsburgh the victory and new life ... Recorded first career playoff point with assist in Game 3 of 2008 semifinals vs. NY Rangers ... Recorded a career-high five-game point/assist streak with one assist in all five contests from Nov. 1-13, 2008 ... Played in two NHL YoungStars Game, the second time in his hometown of Montreal in 2009 ... Played 63 NHL games as a 20 year old in 2007-08, contributing six goals and 17 points ... Also scored five shootout goals – tops among NHL defensemen ... Three of his shootout goals were game-deciding scores ... Scored on first four career shootout attempts, including back-to-back game-winners at Calgary Dec. 6, 2007 and at Vancouver Dec. 8, 2007 ... Played seven games with Penguins as 19 year old at start of 2006-07 season, scoring two goals ... Registered first NHL goal Oct. 12, 2006 vs. NY Rangers ... Sidney Crosby (19) and Jordan Staal (18) also scored that night, marking the first time three teenagers had goals in one NHL game since Oct. 17, 1983, when Dave Andreychuk, Paul Cyr and Phil Housley scored for Buffalo.

**INTERNATIONAL:** Won back-to-back gold medals with Canada at 2006 and 2007 World Junior Championships and was captain of 2007 team ... Named one of Canada's top three players in 2007 tournament ... Tied for second in tournament scoring among defensemen with six points (0+6) in six games ... Also played for Canada at World Under-18 Championships in 2004-05.

**JUNIOR:** Played three seasons for Val d'Or of the Quebec Major Junior Hockey League ... Was First-Team All-Star defenseman in 2006-07 as he led team to QMJHL Finals ... Also won Emile "Butch" Bouchard Trophy as league's best defenseman, Paul Dumont Trophy (best personality) and Kevin Lowe Trophy (top defensive defenseman) ... Played 170 career games with Val d'Or, scoring 52 goals and 152 points.

**PERSONAL:** Nickname – "Tanger" ... Lists the Bell Centre in Montreal as favorite road arena and New York as favorite road city ... Tennis and golf are his favorite sports beside hockey ... Other favorites: vacation spot – Hawaii; food – steak; band – Metallica; movie – The Game ... Wishes he could have met Maurice "The Rocket" Richard ... Signed through 2013-14.



## CAREER VS. NHL

	GP	G	A	PTS	PIM
ANA	2	1	3	4	0
ATL	15	1	6	7	6
BOS	13	1	4	5	4
BUF	16	2	5	7	10
CGY	4	1	3	4	2
CAR	15	1	4	5	2
CHI	3	0	0	0	2
COL	3	0	1	1	0
CBJ	6	2	2	4	2
DAL	4	1	2	3	11
DET	7	0	2	2	6
EDM	4	1	2	3	2
FLA	15	3	3	6	6
LAK	4	0	1	1	2
MIN	4	0	0	0	4
MON	11	1	3	4	2
NSH	3	1	3	4	0
NJD	22	0	5	5	29
NYI	25	2	7	9	45
NYR	24	4	8	12	21
OTT	15	1	1	2	6
PHI	24	3	15	18	19
PHX	5	2	1	3	2
PIT	-	-	-	-	-
SJS	5	0	0	0	0
STL	3	0	3	3	0
TBL	15	0	7	7	4
TOR	14	0	5	5	8
VAN	4	0	0	0	0
WSH	14	1	4	5	8
<b>Totals</b>	<b>299</b>	<b>29</b>	<b>100</b>	<b>129</b>	<b>203</b>

## CAREER HIGHS

**Goals:** 2 (2 times), 2/6/09 vs. CLB**Assists:** 3 (3 times), 1/12/11 at MON**Points:** 3 (4 times), 1/12/11 at MON (3A)**SOG:** 9 (1 time), 3/28/10 vs. TOR**PIM:** 15 (2 times), 3/4/11 at NJ



CAREER STATISTICS

REGULAR SEASON													PLAYOFFS				
YEAR	TEAM	LEAGUE	GP	G	A	PTS	PIM	+/-	PP	SH	GW	S	GP	G	A	PTS	PIM
2004-05	Val d'Or	QMJHL	70	13	19	32	79	--	--	--	--	--	--	--	--	--	--
2005-06	Val d'Or	QMJHL	60	25	43	68	156	4	13	1	2	290	5	1	5	6	20
	Canada	WJC	6	1	2	3	2	5	0	0	1	8	--	--	--	--	--
2006-07	PITTSBURGH	NHL	7	2	0	2	4	-3	2	0	0	8	--	--	--	--	--
	Val d'Or	QMJHL	40	14	38	52	74	19	5	2	4	171	19	12	19	31	48
	Canada	WJC	6	0	6	6	12	4	0	0	0	22	--	--	--	--	--
	Wilkes-Barre	AHL	--	--	--	--	--	--	--	--	--	--	1	0	1	1	2
2007-08	PITTSBURGH	NHL	63	6	11	17	23	-1	1	0	3	68	16	0	2	2	12
	Wilkes-Barre	AHL	10	1	6	7	4	0	0	0	0	18	--	--	--	--	--
2008-09	PITTSBURGH	NHL	74	10	23	33	24	-7	4	1	3	138	23	4	9	13	26
2009-10	PITTSBURGH	NHL	73	3	24	27	51	1	0	0	0	174	13	5	2	7	6
2010-11	PITTSBURGH	NHL	82	8	42	50	101	15	4	0	2	236	--	--	--	--	--
PIT/NHL TOTALS			299	29	100	129	203	5	11	1	8	624	52	9	13	22	44

## 58 KRIS LETANG • D

GAME # TEAM/ PLAYER	DATE	OPP.	G	A	P	PIM	SHIFTS	TOI	F/O WON	F/O LOST	SHOTS	B/S	Hits	+/-	REMARKS	
1/1	10/7	PHI	0	1		1	0	28	23:04	-	-	3	0	1	E	
2/2	10/9	MTL	0	0		0	0	22	21:24	-	-	3	0	2	E	
3/3	10/11	@NJD	0	1	PP	1	0	28	25:18	-	-	0	1	1	1	
4/4	10/13	TOR	0	0		0	2	26	25:32	-	-	1	0	3	E	
5/5	10/15	NYI	0	0		0	15	12	10:55	-	-	2	0	1	2	
6/6	10/16	@PHI	0	2	1PP	2	0	28	27:29	1	0	2	3	3	2	
7/7	10/18	OTT	1	0		1	0	28	24:01	-	-	4	2	1	2	
8/8	10/21	@NSH	1	2		3	0	27	26:35	-	-	4	1	0	2	GWG
9/9	10/23	@STL	0	0		0	0	28	23:08	-	-	3	1	3	-1	
10/10	10/27	@TBL	0	1	SH	1	0	24	20:33	-	-	3	0	2	-1	
11/11	10/29	PHI	1	1		2	0	31	26:09	-	-	2	1	0	1	
12/12	10/30	@CAR	0	0		0	0	12	09:44	-	-	0	0	1	E	
13/13	11/3	@DAL	0	0		0	9	24	17:53	-	-	1	0	1	-2	
14/14	11/5	@ANA	0	2	PP	2	0	25	26:20	-	-	1	1	0	1	
15/15	11/6	@PHX	0	0		0	0	29	25:32	-	-	4	1	0	E	
16/16	11/10	BOS	0	2	PP	2	2	28	24:31	-	-	3	1	3	-1	
17/17	11/12	TBL	0	1		1	2	28	23:50	-	-	2	0	3	2	
18/18	11/13	@ATL	0	1		1	0	25	24:23	-	-	2	3	0	1	
19/19	11/15	NYR	0	0		0	0	24	31:41	-	-	5	2	3	E	
20/20	11/17	VAN	0	0		0	0	23	18:31	-	-	2	5	1	-1	
21/21	11/19	CAR	0	1		1	0	29	26:39	-	-	3	1	2	1	
22/22	11/22	@FLA	1	PP	0	1	0	21	22:40	-	-	3	0	3	E	
23/23	11/24	@BUF	0	0		0	0	26	26:04	-	-	6	0	2	1	
24/24	11/26	OTT	0	0		0	0	27	23:14	-	-	1	1	0	E	
25/25	11/27	CGY	0	3	PP	3	2	24	21:03	-	-	3	2	1	1	100th NHL POINT
26/26	11/29	@NYR	1	0		1	2	24	20:26	-	-	2	2	5	1	GWG
27/27	12/2	ATL	0	1		1	2	22	21:15	-	-	5	2	0	1	
28/28	12/4	@CBJ	0	2	PP	2	0	22	22:53	-	-	2	0	1	1	
29/29	12/6	NJD	0	0		0	0	24	24:44	-	-	7	1	2	1	
30/30	12/8	TOR	0	0		0	0	27	24:17	-	-	3	1	3	1	
31/31	12/11	@BUF	0	0		0	2	24	24:10	-	-	1	0	0	2	
32/32	12/14	@PHI	0	1	PP	1	0	25	26:10	-	-	3	0	4	-1	
33/33	12/15	NYR	0	0		0	2	25	23:28	-	-	4	0	3	E	
34/34	12/20	PHX	1	PP	1	PP	2	26	23:19	-	-	2	0	4	1	
35/35	12/22	FLA	0	1		1	2	24	24:35	-	-	5	0	5	E	
36/36	12/23	@WSH	0	1		1	0	29	27:26	-	-	4	3	5	E	CAREER-HIGH 25th ASSIST
37/37	12/26	@OTT	0	0		0	2	24	24:27	-	-	7	2	3	E	
38/38	12/28	ATL	0	1	PP	1	2	25	23:26	-	-	2	0	1	1	
39/39	12/29	@NYI	0	0		0	2	28	25:56	-	-	3	0	3	E	
40/40	1/1	WSH	0	1		1	0	25	27:06	-	-	7	2	1	1	
41/41	1/5	TBL	0	3	2PP	3	0	22	21:48	-	-	3	2	1	3	CAREER-HIGH 36th POINT
Half- Season Totals			6	30		36	50	1023	23:27	1	0	123	41	78	23	

## 58 KRIS LETANG • D

GAME # TEAM/ PLAYER	DATE	OPP.	G	A	P	PIM	SHIFTS	TOI	F/O WON	F/O LOST	SHOTS	B/S	Hits	+/-	REMARKS	
42/42	1/6	@MTL	0	0	0	0	29	26:54	-	-	3	0	1	E		
43/43	1/8	MIN	0	0	0	0	23	25:48	-	-	3	1	2	-2		
44/44	1/10	BOS	1	PP	0	1	2	26:56	-	-	3	3	2	-1		
45/45	1/12	@MTL	0	3	3PP	3	2	26:05	-	-	3	4	1	E		
46/46	1/15	BOS	0	0	0	0	25	25:25	-	-	4	1	2	1		
47/47	1/18	DET	0	0	0	2	25	22:48	-	-	1	1	2	1		
48/48	1/20	@NJD	0	0	0	0	25	24:14	-	-	1	0	1	-1		
49/49	1/22	CAR	0	1	PP	1	0	26:11	-	-	2	1	5	1		
50/50	1/25	NYI	0	0	0	2	22	24:27	-	-	5	1	3	E		
51/51	2/1	@NYR	0	0	0	2	34	25:25	-	-	0	1	6	-1		
52/52	2/2	NYI	0	0	0	0	20	21:23	-	-	1	3	2	1		
53/53	2/4	BUF	0	0	0	2	22	23:59	-	-	7	1	2	1		
54/54	2/6	@WSH	0	0	0	0	25	22:17	-	-	2	2	2	-2		
55/55	2/8	CBJ	0	0	0	0	20	17:58	-	-	1	2	1	-3		
56/56	2/10	LAK	0	0	0	0	29	27:01	-	-	1	4	6	1		
57/57	2/11	@NYI	1	PP	1	PP	2	12	23	18:55	-	-	5	0	3	-3
58/58	2/13	@NYR	0	1	PP	1	2	25	23:53	-	-	5	3	2	-1	
59/59	2/16	@COL	0	1	PP	1	0	25	24:22	-	-	1	0	1	1	
60/60	2/20	@CHI	0	0	0	2	31	26:45	-	-	4	1	5	-1		
61/61	2/21	WSH	0	0	0	0	26	27:45	-	-	3	4	2	E		
62/62	2/23	SJS	0	0	0	0	30	31:21	-	-	4	4	3	E		
63/63	2/25	@CAR	0	0	0	0	24	25:44	-	-	5	2	2	-2		
64/64	2/26	@TOR	0	1	PP	1	0	34	32:47	-	-	3	0	1	E	CAREER-HIGH 32:47 TOI
65/65	3/2	@TOR	0	0	0	2	26	24:07	-	-	1	2	3	-3		
66/66	3/4	@NJD	0	0	0	15	4	01:57	-	-	0	0	2	E		
67/67	3/5	BOS	0	0	0	0	28	26:57	-	-	3	3	0	E		
68/68	3/8	BUF	0	0	0	0	25	29:16	-	-	3	3	4	E		
69/69	3/12	MTL	0	0	0	0	24	25:19	-	-	4	2	0	-1		
70/70	3/13	EDM	0	0	0	0	24	25:37	-	-	1	3	0	1		
71/71	3/15	@OTT	0	0	0	0	23	24:50	-	-	2	0	1	2		
72/72	3/20	NYR	0	0	0	0	23	25:22	-	-	1	1	1	E		
73/73	3/21	@DET	0	1	1	2	32	28:39	-	-	1	0	5	2		
74/74	3/24	@PHI	0	1	PP	1	0	29	27:56	-	-	4	1	2	E	
75/75	3/25	NJD	0	0	0	2	25	26:03	-	-	3	3	3	E		
76/76	3/27	FLA	0	0	0	0	30	26:22	-	-	2	3	1	-1		
77/77	3/29	PHI	0	1	1	0	21	21:47	-	-	7	1	3	1		
78/78	3/31	@TBL	0	0	0	0	24	24:35	-	-	7	1	2	-1		
79/79	4/2	@FLA	0	0	0	2	22	22:09	-	-	1	1	2	2		
80/80	4/5	NJD	0	0	0	0	26	25:15	-	-	1	1	1	E		
81/	4/8	@NYI	0	1	1	0	25	26:07	-	-	4	1	1	-1	100th NHL ASSIST	
82/	4/10	@ATL	0	0	0	0	19	18:25	-	-	1	3	1	1		
Second- Half Totals			2	12	14	51	1023	24:37	0	0	113	68	89	-8		
Final Totals			8	42	50	101	2046	24:02	1	0	236	109	167	15		

# MARK LETESTU • 10

**Position:** C**Shoots:** Right**Ht:** 5-11**Wt:** 195**DOB:** 2/4/85**Birthplace:** Elk Point, AB**Acquired:** Signed as free agent on March 22, 2007.
[pittsburghpenguins.com/markletestu](http://pittsburghpenguins.com/markletestu)

**2010-11:** Earned a spot on the Penguins roster out of training camp ... Finished rookie campaign with 14 goals and 27 points in 64 games en route to being named the team's Rookie of the Year ... Added four power-play and three game-winning goals ... Notched first two-goal game vs. Toronto Dec. 8 ... Tallied first game-deciding shootout goal at Phoenix Nov. 6 ... Earned a two-year contract extension from club, signed on Jan. 18, keeping him in Pittsburgh through the 2012-13 season.

**PRO CAREER:** Played 74 career NHL games with Pittsburgh, posting 15 goals and 28 points ... Recorded his first career NHL goal against Buffalo Feb. 1, 2010 ... Played three full seasons with Wilkes-Barre/Scranton of the American Hockey League after signing as a free agent in 2007 ... Accumulated 51 goals, 83 assists, 134 points and a plus-30 rating during WBS tenure ... Appeared in 30 playoff games for WBS, totaling 16 points (2+14) ... Also appeared in six games for Wheeling (ECHL) and had three points (1+2).

**COLLEGE:** Named CCHA Rookie of the Year after recording 24 goals, 46 points in 37 games at Western Michigan ... Ranked third in CCHA in goals and seventh in points ... Led nation with five shorthanded goals ... Had 4.00 grade point average.

**JUNIOR:** Was Alberta Junior Hockey League scoring champion with 86 points for Bonnyville in 2005-06 ... Also named MVP of AJHL.

## CAREER VS. NHL

	GP	G	A	PTS	PIM
ANA	2	0	0	0	0
ATL	4	2	0	2	0
BOS	5	0	0	0	0
BUF	4	2	1	3	0
CGY	1	0	0	0	0
CAR	3	1	0	1	2
CHI	1	0	0	0	0
COL	-	-	-	-	-
CBJ	1	0	2	2	0
DAL	1	0	0	0	2
DET	2	0	0	0	0
EDM	1	0	0	0	0
FLA	3	1	1	2	0
LAK	-	-	-	-	-
MIN	1	0	0	0	2
MON	5	1	1	2	5
NSH	2	0	0	0	0
NJD	5	1	0	1	0
NYI	5	1	2	3	0
NYR	4	0	0	0	2
OTT	4	1	1	2	0
PHI	5	1	1	2	0
PHX	2	0	2	2	0
PIT	-	-	-	-	-
SJS	-	-	-	-	-
STL	1	0	0	0	2
TBL	4	1	1	2	0
TOR	4	3	1	4	0
VAN	1	0	0	0	0
WSH	3	0	0	0	0
<b>Totals</b>	<b>74</b>	<b>15</b>	<b>13</b>	<b>28</b>	<b>15</b>

## CAREER HIGHS

**Goals:** 2 (1 time), 12/8/10 vs. TOR**Assists:** 2 (2 times), 12/4/10 at CBJ**Points:** 2 (6 times), 3/8/11 vs. BUF (1+1)**SOG:** 7 (1 time), 2/26/11 at TOR**PIM:** 5 (1 time), 1/12/11 at MON





## CAREER STATISTICS

YEAR	TEAM	LEAGUE	REGULAR SEASON										PLAYOFFS				
			GP	G	A	PTS	PIM	+/-	PP	SH	GW	S	GP	G	A	PTS	PIM
2002-03	Bonnyville	AJHL	11	7	1	8	0	--	0	0	1	--	--	--	--	--	--
2003-04	Bonnyville	AJHL	58	22	27	49	24	--	8	1	5	--	5	3	1	4	6
2004-05	Bonnyville	AJHL	63	39	47	86	32	--	9	1	8	--	4	0	4	4	2
2005-06	Bonnyville	AJHL	58	50	55	105	59	--	--	--	--	--	--	--	--	--	--
2006-07	Western Michigan	CCHA	37	24	22	46	14	13	7	5	2	125	--	--	--	--	--
	Wilkes-Barre	AHL	3	0	0	0	0	-1	0	0	0	4	2	0	0	0	2
2007-08	Wilkes-Barre	AHL	52	6	12	18	28	-2	2	0	1	108	12	0	3	3	0
	Wheeling	ECHL	6	1	2	3	4	0	0	0	0	21	--	--	--	--	--
2008-09	Wilkes-Barre	AHL	73	24	37	61	6	12	7	0	5	182	12	2	8	10	4
2009-10	PITTSBURGH	NHL	10	1	0	1	2	-2	0	0	0	9	4	0	1	1	0
	Wilkes-Barre	AHL	63	21	34	55	21	21	4	0	--	217	4	0	3	3	0
2010-11	PITTSBURGH	NHL	64	14	13	27	13	4	4	0	3	128	--	--	--	--	--
PIT/NHL TOTALS			74	15	13	28	15	2	4	0	3	137	4	0	1	1	0

## 10 MARK LETESTU • C

GAME # TEAM/ PLAYER	DATE	OPP.	G	A	P	PIM	SHIFTS	TOI	F/O WON	F/O LOST	SHOTS	B/S	Hits	+/-	REMARKS	
1/1	10/7	PHI	0	0	0	0	18	15:18	10	4	3	0	1	E		
2/2	10/9	MTL	1	0	1	0	15	12:45	6	7	2	0	1	1		
3/3	10/11	@NJD	1	PP	0	1	0	17	15:29	5	6	6	0	0	-1	GWG
4/4	10/13	TOR	0	0	0	0	19	18:26	6	7	2	0	0	-1		
5/5	10/15	NYI	0	2	2	0	17	14:57	6	4	4	0	0	2		
6/6	10/16	@PHI	1	0	1	0	16	14:57	2	8	1	1	2	1	GWG	
7/7	10/18	OTT	1	PP	1	2	0	19	15:43	6	6	2	0	0	1	
8/8	10/21	@NSH	0	0	0	0	18	14:34	8	4	4	0	0	1		
9/9	10/23	@STL	0	0	0	2	18	16:00	3	3	1	0	0	E		
10/10	10/27	@TBL	0	0	0	0	16	14:45	2	4	2	0	0	-2		
11/11	10/29	PHI	0	0	0	0	21	16:00	7	6	0	1	1	E		
12/12	10/30	@CAR	0	0	0	2	17	15:58	8	5	3	1	1	E		
13/13	11/3	@DAL	0	0	0	2	17	13:34	4	7	1	0	2	1		
14/14	11/5	@ANA	0	0	0	0	17	15:10	2	1	2	0	1	E		
15/15	11/6	@PHX	0	1	PP	1	0	18	15:19	7	4	2	0	0	-1	GAME- DECIDING SHOOTOUT GOAL
16/16	11/10	BOS	0	0	0	0	19	14:59	8	2	1	0	1	-3		
17/17	11/12	TBL	0	1	1	0	19	14:55	6	4	2	0	0	1		
18/18	11/13	@ATL	0	0	0	0	18	13:54	4	7	2	0	2	E		
19/19	11/15	NYR	0	0	0	0	17	14:41	6	5	4	0	2	E		
20/20	11/17	VAN	0	0	0	0	17	12:10	9	6	1	1	0	E		
21/21	11/19	CAR	0	0	0	0	18	14:35	6	9	3	1	0	E		
22/22	11/22	@FLA	0	1	1	0	12	09:39	4	5	2	0	2	E		
23/23	11/24	@BUF	0	0	0	0	13	12:28	4	5	0	1	1	E		
24/24	11/26	OTT	0	0	0	0	15	11:13	1	4	1	0	1	E		
25/25	11/27	CGY	0	0	0	0	14	12:12	5	5	2	0	1	-1		
26/26	11/29	@NYR	0	0	0	0	16	14:02	3	5	0	0	3	1		
27/27	12/2	ATL	0	0	0	0	17	14:17	6	6	1	1	4	E		
28/28	12/4	@CBJ	0	2	PP	2	0	18	13:43	6	5	4	0	0	E	
29/29	12/6	NJD	0	0	0	0	18	18:01	7	4	3	0	0	E		
30/30	12/8	TOR	2	0	2	0	14	13:54	9	1	5	1	0	2	1st CAREER 2-GOAL GAME - GWG	
31/31	12/11	@BUF	0	0	0	0	14	12:27	6	3	1	0	1	-1		
32/32	12/14	@PHI	0	0	0	0	16	12:35	5	3	0	0	0	-1		
33/33	12/15	NYR	0	0	0	0	18	16:04	12	3	3	0	1	E		
34/34	12/20	PHX	0	1	1	0	15	11:39	3	7	3	0	0	1		
35/35	12/22	FLA	1	0	1	0	16	13:52	8	3	3	1	0	1		
36/36	12/23	@WSH	0	0	0	0	17	15:41	12	5	1	1	0	E		
37/37	12/26	@OTT	0	0	0	0	18	16:06	7	3	1	1	3	E		
38/38	12/28	ATL	1	0	1	0	15	12:00	6	7	1	1	1	1		
39/39	12/29	@NYI	0	0	0	0	17	10:29	3	5	2	0	1	1		
40/40	1/1	WSH	0	0	0	0	18	14:57	6	10	2	0	1	E		
41/41	1/5	TBL	1	0	1	0	17	13:59	5	8	1	0	0	3		
Half- Season Totals			9	9	18	6	689	14:14	239	206	84	12	34	7		

## 10 MARK LETESTU • C

GAME # TEAM/ PLAYER	DATE	OPP.	G	A	P	PIM	SHIFTS	TOI	F/O WON	F/O LOST	SHOTS	B/S	Hits	+/-	REMARKS	
42/42	1/6	@MTL	0	0	0	0	20	15:59	7	3	1	0	0	-1		
43/43	1/8	MIN	0	0	0	2	17	11:40	7	5	1	0	0	-2		
44/44	1/10	BOS	0	0	0	0	13	11:25	5	5	1	0	1	-1		
45/45	1/12	@MTL	0	1	1	5	15	13:15	3	6	0	1	1	E		
46/46	1/15	BOS	0	0	0	0	11	08:21	5	2	2	1	0	-1		
47/47	1/18	DET	0	0	0	0	16	10:36	4	6	2	0	2	E		
48/48	1/20	@NJD	0	0	0	0	16	13:01	5	5	2	0	1	E		
49/49	1/22	CAR	1	PP	0	1	0	18	14:24	11	7	1	0	2	-1	
50/50	1/25	NYI	0	0	0	0	18	15:41	6	3	3	0	0	E		
51/	2/1	@NYR	-	-	-	-	-	-	-	-	-	-	-	-	INJ	
52/	2/2	NYI	-	-	-	-	-	-	-	-	-	-	-	-	INJ	
53/	2/4	BUF	-	-	-	-	-	-	-	-	-	-	-	-	INJ	
54/	2/6	@WSH	-	-	-	-	-	-	-	-	-	-	-	-	INJ	
55/	2/8	CBJ	-	-	-	-	-	-	-	-	-	-	-	-	INJ	
56/	2/10	LAK	-	-	-	-	-	-	-	-	-	-	-	-	INJ	
57/	2/11	@NYI	-	-	-	-	-	-	-	-	-	-	-	-	INJ	
58/	2/13	@NYR	-	-	-	-	-	-	-	-	-	-	-	-	INJ	
59/	2/16	@COL	-	-	-	-	-	-	-	-	-	-	-	-	INJ	
60/	2/20	@CHI	-	-	-	-	-	-	-	-	-	-	-	-	INJ	
61/	2/21	WSH	-	-	-	-	-	-	-	-	-	-	-	-	INJ	
62/	2/23	SJS	-	-	-	-	-	-	-	-	-	-	-	-	INJ	
63/	2/25	@CAR	-	-	-	-	-	-	-	-	-	-	-	-	INJ	
64/51	2/26	@TOR	1	PP	1	2	0	19	13:59	6	6	7	0	2	1	CAREER-HIGH 7 SHOTS
65/52	3/2	@TOR	0	0	0	0	17	15:58	7	9	1	0	0	E		
66/53	3/4	@NJD	0	0	0	0	21	19:12	10	2	3	0	1	E		
67/54	3/5	BOS	0	0	0	0	19	14:52	7	6	1	0	0	-1		
68/55	3/8	BUF	1	1	2	0	18	15:31	10	5	1	1	1	2		
69/56	3/12	MTL	0	0	0	0	20	17:58	10	7	4	0	0	E		
70/57	3/13	EDM	0	0	0	0	17	15:02	13	3	3	0	0	-1		
71/58	3/15	@OTT	0	0	0	0	12	11:42	6	7	1	0	0	E		
72/	3/20	NYR	-	-	-	-	-	-	-	-	-	-	-	-	INJ	
73/	3/21	@DET	-	-	-	-	-	-	-	-	-	-	-	-	INJ	
74/	3/24	@PHI	-	-	-	-	-	-	-	-	-	-	-	-	INJ	
75/	3/25	NJD	-	-	-	-	-	-	-	-	-	-	-	-	INJ	
76/	3/27	FLA	-	-	-	-	-	-	-	-	-	-	-	-	INJ	
77/59	3/29	PHI	0	1	1	0	18	14:12	12	5	0	0	0	E		
78/60	3/31	@TBL	0	0	0	0	20	15:26	7	8	3	0	0	E		
79/61	4/2	@FLA	0	0	0	0	17	15:46	9	6	3	0	3	1		
80/62	4/5	NJD	0	0	0	0	18	14:11	4	3	1	0	1	-1		
81/	4/8	@NYI	1	0	1	0	19	14:51	7	4	2	0	1	1		
82/	4/10	@ATL	1	0	1	0	19	15:41	7	8	1	0	1	1		
Second- Half Totals			5	4	9	7	398	14:18	168	121	44	3	17	-3		
Final Totals			14	13	27	13	1087	14:15	407	327	128	15	51	4		

# BEN LOVEJOY • 6

**Position:** D**Shoots:** Right**Ht:** 6-2**Wt:** 215**DOB:** 2/20/84**Birthplace:** Concord, NH**Acquired:** Signed as a free agent on July 7, 2007.
[pittsburghpenguins.com/benlovejoy](http://pittsburghpenguins.com/benlovejoy)

**2010-11:** Completed his first full NHL season with Pittsburgh ... Recorded three goals, 17 points and a plus-11 rating in 47 games ... Scored his first NHL goal vs. Florida Dec. 22 ... Recorded multi-point games with two assists Jan. 5 vs. Tampa Bay and April 10 at Atlanta ... Notched career-high four-game scoring streak March 13-21 (1+3).

**PRO CAREER:** Has played 61 career NHL games ... Totaled 21 points (3+18) and a plus-19 rating ... Recorded his first NHL point with an assist Nov. 14, 2009 at Boston ... Played three full seasons with Wilkes-Barre/Scranton, totaling 18 goals, 62 assists, 80 points and a plus-137 in 213 games ... Played 37 playoff games with Wilkes-Barre/Scranton, scoring 14 points (3+11) and leading team to Calder Cup Final in 2008 ... Led the entire American Hockey League with a plus-42 rating in 2008-09 ... Tallied 31 points (7+24), most among team's defensemen that season ... Named to the PlanetUSA All-Star Team ... Recorded first pro point with an assist Nov. 10, 2007 at Springfield ... Scored first pro goal March 12, 2008 vs. Norfolk ... Played all 23 playoff games and had 10 points (2+8) in Calder Cup Final run ... First career playoff goal was game-winner in Game 4 of Eastern Conference finals vs. Portland ... Played four years of college hockey – one at Boston College, three at Dartmouth – before signing amateur tryout contract with Norfolk of AHL ... Played five games for Norfolk at end of 2006-07 season.

**COLLEGE:** Finished college career with 60 points (11+49) in 118 games with Dartmouth and BC ... Finished Big Green career with 54 points (11+43) in 96 games ... Posted a career-high seven goals and 23 points in senior campaign, and was named Second-Team All-Ivy and Third-Team All-ECACHL (Eastern College Athletic Conference Hockey League) ... Named to Hockey East Scholastic Team as freshman at Boston College in 2002-03.

**PERSONAL:** Nickname - "Lovey" ... Favorite player growing up was Ray Bourque ... Other favorites include: vacation spot – Hawaii; music – Jack Johnson; movie – Forgetting Sarah Marshall ... Lovejoy and his wife, Avery, met while each attended Dartmouth; the couple wed in July 2010 ... Signed through 2012-13 season.



## CAREER VS. NHL

	GP	G	A	PTS	PIM
ANA	1	0	1	1	0
ATL	3	0	2	2	0
BOS	3	0	1	1	2
BUF	3	0	1	1	4
CGY	1	0	0	0	0
CAR	3	0	0	0	2
CHI	-	-	-	-	-
COL	-	-	-	-	-
CBJ	1	0	0	0	5
DAL	-	-	-	-	-
DET	1	0	1	1	0
EDM	2	0	1	1	0
FLA	5	2	1	3	7
LAK	-	-	-	-	-
MIN	2	0	0	0	0
MON	4	0	1	1	2
NSH	1	0	0	0	0
NJD	7	0	0	0	2
NYI	4	0	1	1	0
NYR	2	0	1	1	0
OTT	4	1	1	2	8
PHI	4	0	0	0	2
PHX	-	-	-	-	-
PIT	-	-	-	-	-
SJS	1	0	0	0	0
STL	1	0	0	0	0
TBL	3	0	2	2	14
TOR	3	0	3	3	2
VAN	1	0	0	0	0
WSH	1	0	0	0	0
<b>Totals</b>	<b>61</b>	<b>3</b>	<b>17</b>	<b>20</b>	<b>50</b>

## CAREER HIGHS

**Goals:** 1 (2 times), 3/15/11 at OTT**Assists:** 2 (2 times), 4/10/11 at ATL**Points:** 2 (2 times), 4/10/11 at ATL (0+2)**SOG:** 6 (1 time), 3/15/11 at OTT**PIM:** 12 (1 time), 10/27/10 at TB





CAREER STATISTICS

YEAR	TEAM	LEAGUE	REGULAR SEASON										PLAYOFFS				
			GP	G	A	PTS	PIM	+/-	PP	SH	GW	S	GP	G	A	PTS	PIM
2002-03	Boston College	NCAA	22	0	6	6	6	--	--	--	--	--	--	--	--	--	--
2004-05	Dartmouth	NCAA	32	2	11	13	28	--	--	--	--	--	--	--	--	--	--
2005-06	Dartmouth	NCAA	32	2	16	18	24	--	--	--	--	--	--	--	--	--	--
2006-07	Dartmouth	NCAA	32	7	16	23	28	--	--	--	--	--	--	--	--	--	--
	Norfolk	AHL	5	0	0	0	6	--	--	--	--	--	--	--	--	--	--
2007-08	Wilkes-Barre	AHL	72	2	18	20	63	16	1	0	1	134	23	2	8	10	18
2008-09	PITTSBURGH	NHL	2	0	0	0	0	0	0	0	0	1	--	--	--	--	--
	Wilkes-Barre	AHL	76	7	24	31	84	42	1	1	1	120	12	1	1	2	14
2009-10	PITTSBURGH	NHL	12	0	3	3	2	8	0	0	0	14	--	--	--	--	--
	Wilkes-Barre	AHL	65	9	20	29	92	-1	2	0	--	151	2	0	2	2	2
2010-11	PITTSBURGH	NHL	47	3	14	17	48	11	0	0	0	60	--	--	--	--	--
PIT/NHL TOTALS			61	3	17	20	50	19	0	0	0	75	--	--	--	--	--



## 6 BEN LOVEJOY • D

GAME # TEAM/ PLAYER	DATE	OPP.	G	A	P	PIM	SHIFTS	TOI	F/O WON	F/O LOST	SHOTS	B/S	Hits	+/-	REMARKS
1/	10/7	PHI	-	-	-	-	-	-	-	-	-	-	-	-	DND
2/1	10/9	MTL	0	0	0	0	16	10:44	-	-	2	1	0	E	
3/2	10/11	@NJD	0	0	0	0	20	11:42	-	-	0	1	1	E	
4/3	10/13	TOR	0	1	1	0	22	18:11	-	-	0	4	1	1	
5/4	10/15	NYI	0	0	0	0	24	16:14	-	-	0	0	2	-1	
6/5	10/16	@PHI	0	0	0	0	23	16:09	-	-	1	1	1	2	
7/6	10/18	OTT	0	1	1	6	24	14:30	-	-	4	0	1	E	
8/7	10/21	@NSH	0	0	0	0	20	16:41	-	-	0	0	0	E	
9/8	10/23	@STL	0	0	0	0	19	13:47	-	-	0	3	1	E	
10/9	10/27	@TBL	0	0	0	12	14	08:55	-	-	0	2	0	-1	
11/10	10/29	PHI	0	0	0	0	21	13:33	-	-	2	2	2	E	
12/11	10/30	@CAR	0	0	0	2	18	13:55	-	-	0	2	1	3	
13/	11/3	@DAL	-	-	-	-	-	-	-	-	-	-	-	-	DND
14/	11/5	@ANA	-	-	-	-	-	-	-	-	-	-	-	-	DND
15/	11/6	@PHX	-	-	-	-	-	-	-	-	-	-	-	-	DND
16/12	11/10	BOS	0	0	0	0	20	12:28	-	-	2	0	1	-3	
17/	11/12	TBL	-	-	-	-	-	-	-	-	-	-	-	-	DND
18/	11/13	@ATL	-	-	-	-	-	-	-	-	-	-	-	-	DND
19/	11/15	NYR	-	-	-	-	-	-	-	-	-	-	-	-	DND
20/	11/17	VAN	-	-	-	-	-	-	-	-	-	-	-	-	DND
21/	11/19	CAR	-	-	-	-	-	-	-	-	-	-	-	-	DND
22/13	11/22	@FLA	0	0	0	0	18	14:29	-	-	0	0	0	-1	
23/	11/24	@BUF	-	-	-	-	-	-	-	-	-	-	-	-	DND
24/14	11/26	OTT	0	0	0	0	18	13:08	-	-	1	3	0	-1	
25/	11/27	CGY	-	-	-	-	-	-	-	-	-	-	-	-	DND
26/	11/29	@NYR	-	-	-	-	-	-	-	-	-	-	-	-	DND
27/	12/2	ATL	-	-	-	-	-	-	-	-	-	-	-	-	DND
28/	12/4	@CBJ	-	-	-	-	-	-	-	-	-	-	-	-	DND
29/	12/6	NJD	-	-	-	-	-	-	-	-	-	-	-	-	DND
30/	12/8	TOR	-	-	-	-	-	-	-	-	-	-	-	-	DND
31/15	12/11	@BUF	0	1	1	2	18	12:46	-	-	1	0	1	1	
32/	12/14	@PHI	-	-	-	-	-	-	-	-	-	-	-	-	DND
33/16	12/15	NYR	0	0	0	0	15	10:55	-	-	1	1	0	-1	
34/	12/20	PHX	-	-	-	-	-	-	-	-	-	-	-	-	DND
35/17	12/22	FLA	1	0	1	5	17	12:57	-	-	1	1	0	2	1st NHL GOAL
36/	12/23	@WSH	-	-	-	-	-	-	-	-	-	-	-	-	DND
37/	12/26	@OTT	-	-	-	-	-	-	-	-	-	-	-	-	DND
38/18	12/28	ATL	0	0	0	0	20	13:40	-	-	1	0	1	E	
39/	12/29	@NYI	-	-	-	-	-	-	-	-	-	-	-	-	DND
40/	1/1	WSH	-	-	-	-	-	-	-	-	-	-	-	-	DND
41/19	1/5	TBL	0	2	2	2	22	18:34	-	-	4	1	3	2	1st NHL MULTIPLE PT GAME
Half- Season Totals			1	5	6	29	369	13:51	-	-	20	22	16	3	

## 6 BEN LOVEJOY • D

GAME # TEAM/ PLAYER	DATE	OPP.	G	A	P	PIM	SHIFTS	TOI	F/O WON	F/O LOST	SHOTS	B/S	Hits	+/-	REMARKS
42/20	1/6	@MTL	0	1	1	2	19	12:44	-	-	2	2	1	1	
43/21	1/8	MIN	0	0	0	0	15	14:16	-	-	1	2	0	-1	
44/	1/10	BOS	-	-	-	-	-	-	-	-	-	-	-	-	DND
45/	1/12	@MTL	-	-	-	-	-	-	-	-	-	-	-	-	DND
46/	1/15	BOS	-	-	-	-	-	-	-	-	-	-	-	-	INJ
47/	1/18	DET	-	-	-	-	-	-	-	-	-	-	-	-	DND
48/22	1/20	@NJD	0	0	0	0	18	13:20	-	-	2	0	1	E	
49/23	1/22	CAR	0	0	0	0	17	11:25	-	-	1	5	1	E	
50/24	1/25	NYI	0	0	0	0	15	13:00	-	-	1	2	1	1	
51/	2/1	@NYR	-	-	-	-	-	-	-	-	-	-	-	-	DND
52/	2/2	NYI	-	-	-	-	-	-	-	-	-	-	-	-	DND
53/	2/4	BUF	-	-	-	-	-	-	-	-	-	-	-	-	DND
54/	2/6	@WSH	-	-	-	-	-	-	-	-	-	-	-	-	DND
55/25	2/8	CBJ	0	0	0	5	20	16:47	-	-	1	1	2	-1	
56/	2/10	LAK	-	-	-	-	-	-	-	-	-	-	-	-	DND
57/	2/11	@NYI	-	-	-	-	-	-	-	-	-	-	-	-	DND
58/	2/13	@NYR	-	-	-	-	-	-	-	-	-	-	-	-	DND
59/	2/16	@COL	-	-	-	-	-	-	-	-	-	-	-	-	DND
60/	2/20	@CHI	-	-	-	-	-	-	-	-	-	-	-	-	DND
61/26	2/21	WSH	0	0	0	0	21	15:46	-	-	1	1	1	E	
62/27	2/23	SJS	0	0	0	0	27	21:33	-	-	1	2	1	-1	
63/28	2/25	@CAR	0	0	0	0	24	18:04	-	-	2	0	4	E	
64/29	2/26	@TOR	0	1	1	0	29	19:09	-	-	2	3	1	1	
65/30	3/2	@TOR	0	1	1	2	21	17:21	-	-	0	0	0	2	
66/31	3/4	@NJD	0	0	0	0	20	15:49	-	-	0	0	1	1	
67/32	3/5	BOS	0	0	0	2	18	10:52	-	-	1	1	0	E	
68/33	3/8	BUF	0	0	0	2	15	11:19	-	-	2	1	1	1	
69/34	3/12	MTL	0	0	0	0	18	15:11	-	-	3	2	1	E	
70/35	3/13	EDM	0	1	1	0	26	20:42	-	-	2	0	1	1	
71/36	3/15	@OTT	1	0	1	2	21	18:42	-	-	6	1	0	1	CAREER-HIGH 6 SHOTS
72/37	3/20	NYR	0	1	1	0	18	15:33	-	-	1	1	1	E	
73/38	3/21	@DET	0	1	SH	1	0	16:23	-	-	3	2	4	E	CAREER-HIGH 4-GAME PT STREAK
74/39	3/24	@PHI	0	0	0	0	26	21:14	-	-	4	1	1	E	
75/40	3/25	NJD	0	0	0	2	23	19:15	-	-	0	2	1	E	
76/41	3/27	FLA	1	0	1	0	19	16:24	-	-	1	1	1	1	
77/42	3/29	PHI	0	0	0	2	17	12:52	-	-	0	0	0	-1	
78/43	3/31	@TBL	0	0	0	0	19	13:37	-	-	0	2	0	E	
79/44	4/2	@FLA	0	1	1	0	19	15:46	-	-	1	0	1	1	
80/45	4/5	NJD	0	0	0	0	20	14:09	-	-	1	1	0	-1	
81/	4/8	@NYI	0	0	0	0	16	12:43	-	-	1	4	1	E	
82/	4/10	@ATL	0	2	PP	2	0	17:51	-	-	0	1	1	2	
Second- Half Totals			2	9	11	19	564	15:47	-	-	40	38	28	8	
Final Totals			3	14	17	48	933	15:00	-	-	60	60	44	11	

# EVGENI MALKIN • 71

**Position:** C**Shoots:** Left**Ht:** 6-3**Wt:** 195**DOB:** 7/31/86**Birthplace:** Magnitogorsk, Russia**Acquired:** Drafted by Penguins in the first round (2nd overall) in the 2004 Entry Draft.
[pittsburghpenguins.com/evgenimalkin](http://pittsburghpenguins.com/evgenimalkin)

**2009-10:** Gifted center posted 15 goals, 37 points, five power-play goals and 182 shots in 43 games ... Season was cut short after suffering a torn ACL and MCL Feb. 4 vs. Buffalo ... Earned 400th NHL point and 250th assist on second helper Nov. 19 vs. Carolina ... Notched sixth career hat trick (and added an assist) Nov. 13 at Atlanta ... Tied single-game career high with five points (2+3) Dec. 20 vs. Phoenix ... Scored the Penguins' lone goal in the 2011 Winter Classic at Heinz Field Jan. 1 ... Voted to 2011 NHL All-Star Game.

**NHL CAREER:** Talented 24 year old already tallied 158 goals, 260 assists and 418 points in first 352 career games ... Posted 100 points in back-to-back seasons in 2007-08 and '08-09, and recorded 30-plus goals in first three NHL seasons ... Has compiled 73 playoff points (29+44) in 62 career games ... First-Team NHL All-Star and finalist for Hart Trophy as league MVP and Ted Lindsay Award (formerly Lester B. Pearson) as most outstanding player in two of the past five seasons ... Captured the Art Ross Trophy as the league's leading scorer with 113 points in 2008-09, marking the 13th time a Penguin held the honor in a 21-year span ... Became third-youngest Conn Smythe winner (22 years, 10 months) after leading the NHL with 36 postseason points (14+22), the most since Wayne Gretzky totaled 40 in 1993 ... Became first player since Mario Lemieux in 1992 to win the Art Ross and Conn Smythe in the same season ... Fifth player in NHL history (since expansion) to win the regular-season and postseason scoring titles in one season, joining Gretzky, Lemieux, Guy Lafleur and Phil Esposito ... Places third in team history for longest consecutive games played streak in franchise history at 254 ... During 2009 Stanley Cup championship run, posted a point in 18 of 24 playoff games to lead franchise to third Stanley Cup ... Recorded first career postseason hat trick, adding an assist for four-point game, in Game 2 vs. Carolina in Eastern Conference Finals ... In 2008-09 regular season, led the NHL in several categories, including points (113), assists (78), even-strength points (70), road points (56), even-strength assists (51), home assists (41), road assists (37), assists per game (.96) and takeaways (94) ... Was named team MVP ... His 113 points and 78 assists were both personal bests ... His league-leading 94 takeaways bested reigning Selke Trophy winner Pavel Datsyuk (89) ... Notched at least one point in 64 games, never going more than two consecutive games without a point ... Recorded a career-long 13-game assist streak, third longest in Penguins' history, from Oct. 16-Nov. 15 ... Tallied 21 assists and six goals for 27 points during assist streak ... Tied a career high with a 15-game scoring streak (Jan. 16 to March 4, 2010), totaling 24 points (9+14) ... Netted his 300th career point (assist) April 7, 2009 at Tampa Bay and 200th career point Oct. 18, 2008 vs. Toronto when he set up Sidney Crosby's 100th career goal ... Recorded his 100th goal Jan. 30, 2009 at New Jersey ... Named All-Star starter for second consecutive season after receiving the second most fan votes in NHL history with 1,585,936 (behind teammate Crosby, 1,713,021) ... Finished second in NHL scoring race and in Hart Trophy voting in 2007-08 ... Led team in goals (47), assists (59), points (106) and power-play goals (17) ... Ranked fifth in NHL in playoff scoring with 22 points in 20 games (10+12) in 2008 ... Elevated his game after Sidney Crosby was injured Jan. 18 and had 54 points (24+30) in final 36 games ... Had first two NHL hat-tricks – Jan. 3 vs. Toronto and Jan. 14, 2008 vs. NY Rangers ... Named NHL "First Star" of month for February ... Overwhelming choice as NHL First-Team All-Star center, receiving



## CAREER VS. NHL

	GP	G	A	PTS	PIM
ANA	5	1	4	5	6
ATL	19	10	18	28	20
BOS	17	10	10	20	28
BUF	18	5	15	20	22
CGY	4	1	1	2	6
CAR	16	6	12	18	18
CHI	3	2	1	3	2
COL	3	1	5	6	2
CBJ	3	1	3	4	4
DAL	5	2	2	4	0
DET	4	1	3	4	2
EDM	3	0	5	5	2
FLA	18	4	14	18	8
LAK	3	5	2	7	8
MIN	4	2	1	3	4
MON	19	9	14	23	12
NSH	4	2	3	5	8
NJD	27	11	17	28	10
NYI	30	17	23	40	40
NYR	30	12	12	24	24
OTT	19	12	8	20	14
PHI	30	17	26	43	50
PHX	6	3	5	8	6
PIT	-	-	-	-	-
SJS	4	0	1	1	6
STL	4	3	1	4	0
TBL	18	6	8	14	8
TOR	16	7	28	35	24
VAN	4	1	1	2	6
WSH	16	7	17	24	16
<b>Totals</b>	<b>352</b>	<b>158</b>	<b>260</b>	<b>418</b>	<b>356</b>

## CAREER HIGHS

**Goals:** 6 (6 times), 11/13/10 at ATL**Assists:** 5 (1 time), 1/20/07 vs. TOR**Points:** 5 (3 times), 12/20/10 (2+3)**SOG:** 12 (2 times), 10/20/10 vs. STL**PIM:** 10 (1 time), 12/11/07 at PHI**Hat Tricks:** 6, 11/13/10 at ATL (3G)

93 of 134 first-place votes and easily outdistancing San Jose's Joe Thornton, Detroit's Pavel Datsyuk and Tampa Bay's Vincent Lecavalier in media balloting ... Won Calder Trophy as NHL Rookie of the Year in 2006-07 and named to NHL All-Rookie Team ... First Penguins player to be named Rookie of the Year and win rookie scoring title since Mario Lemieux in 1984-85 ... Led all NHL rookies in goals (33), assists (52), points (85), power-play goals (16) and power-play points (40) ... His 16 power-play goals tied team rookie record set one year earlier by Crosby ... Scored first NHL goal in first NHL game Oct. 18, 2006 against New Jersey's Martin Brodeur ... Became first NHL player in 89 years to score a goal in each of his first six games ... Had career-high five assists Jan. 20, 2007 vs. Toronto ... Named NHL Rookie of the Month in October and November, becoming first rookie to win award in consecutive months since Ron Hextall of Philadelphia in 1986.

**INTERNATIONAL:** Represented Russia at the 2010 Winter Olympics in Vancouver ... Led team in scoring with six points (3+3), while adding two power-play scores in four games ... Played for Russia at 2010 World Championships and was named to the All-Star Team ... Represented Russia at 2006 Olympics as well as three World Championships (2006, 2007, 2010), three World Junior Championships (2004, 2005, 2006) and two World Under-18 Championships (2003, 2004) ... Had six points in seven games as a 19-year-old at 2006 Olympics ... Named to All-Tournament team at 2007 World Championships and tied for Russian team scoring lead at 2006 World Championships with nine points (3+6) in seven games ... Named top forward and tournament MVP at 2006 World Junior Championship, where he scored 10 points in six games ... In two appearances at World Junior Championships had 20 points in

12 games (7+13) ... In two appearances at World Under-18 Championships had 17 points in 12 games (9+8) ... Played three seasons for hometown Metallurg Magnitogorsk in Russian Super League from 2003-06 ... Led team to regular season title in 2005-06 and ranked third in league scoring as 19-year-old with 47 points (21+26) in 46 games.

**PERSONAL:** Nickname – "Geno" ... Lists Boston as favorite road city and TD Garden as favorite road arena ... Other favorites include: vacation spot – Paris; food – sushi; restaurant – Yokoso Japanese Restaurant; band – Russian band, "Rouky Viergh" (Hands Up); movie – The Mummy ... Soccer and billiards are favorite sports other than hockey ... Would like to meet Michael Jordan and Maria Sharapova ... Signed through 2013-14.



## CAREER STATISTICS

YEAR	TEAM	LEAGUE	REGULAR SEASON										PLAYOFFS				
			GP	G	A	PTS	PIM	+/-	PP	SH	GW	S	GP	G	A	PTS	PIM
2002-03	Russia	U18WJC	6	5	4	9	2	11	--	--	--	--	--	--	--	--	--
2003-04	Magnitogorsk	RUS	34	3	9	12	12	11	--	--	--	--	--	--	--	--	--
	Russia	WJC	6	1	4	5	0	2	--	--	--	--	--	--	--	--	--
	Russia	U18 WJC	6	4	4	8	31	4	--	--	--	--	--	--	--	--	--
2004-05	Magnitogorsk	RUS	52	12	20	32	24	21	--	--	--	--	5	0	4	4	0
	Russia	WC	9	0	4	4	8	6	--	--	--	--	--	--	--	--	--
	Russia	WJC	6	3	7	10	16	0	--	--	--	--	--	--	--	--	--
2005-06	Magnitogorsk	RUS	46	21	26	47	46	28	--	--	--	--	11	5	10	15	41
	Russia	Olympics	7	2	4	6	31	5	--	--	--	--	--	--	--	--	--
	Russia	WC	7	3	6	9	6	7	--	--	--	--	--	--	--	--	--
	Russia	WJC	6	4	6	10	12	5	--	--	--	--	--	--	--	--	--
2006-07	PITTSBURGH	NHL	78	33	52	85	80	2	16	0	6	242	5	0	4	4	8
	Russia	WC	9	5	5	10	6	5	2	0	--	33	--	--	--	--	--
2007-08	PITTSBURGH	NHL	82	47	59	106	78	16	17	0	5	272	20	10	12	22	24
2008-09	PITTSBURGH	NHL	82	35	78*	113*	80	17	14	2	4	290	24	14	22*	36*	51
2009-10	PITTSBURGH	NHL	67	28	49	77	100	-6	13	2	7	268	13	5	6	11	6
	Russia	Olympics	4	3	3	6	0	--	2	0	1	--	--	--	--	--	--
2010-11	PITTSBURGH	NHL	43	15	22	37	18	-4	5	0	3	182	--	--	--	--	--
PIT/NHL TOTALS			352	158	260	418	356	25	65	4	25	1254	62	29	44	73	89

\*NHL LEADER

71

EVGENI MALKIN • C

GAME # TEAM/ PLAYER	DATE	OPP.	G	A	P	PIM	SHIFTS	TOI	F/O WON	F/O LOST	SHOTS	B/S	Hits	+/-	REMARKS		
1/1	10/7	PHI	0	0	0	2	23	23:05	-	-	5	0	0	-1			
2/2	10/9	MTL	1	0	1	0	19	20:57	0	1	4	0	3	E			
3/3	10/11	@NJD	0	0	0	0	20	20:00	0	1	5	0	0	E			
4/4	10/13	TOR	0	1	PP	1	0	20	24:46	-	-	6	0	1	-1		
5/5	10/15	NYI	0	1	PP	1	0	20	24:23	0	1	4	0	0	1		
6/6	10/16	@PHI	0	1	PP	1	0	19	19:42	-	-	2	0	0	1		
7/7	10/18	OTT	1	1	PP	2	0	19	17:24	-	-	4	0	0	1	GWG	
8/8	10/21	@NSH	1	1		2	0	18	21:55	-	-	8	0	1	2		
9/9	10/23	@STL	0	0		0	0	22	21:17	0	1	5	0	0	-1		
10/10	10/27	@TBL	0	0		0	0	20	21:30	1	1	2	0	0	-2		
11/11	10/29	PHI	0	1		1	0	16	16:47	0	1	2	0	1	-1		
12/	10/30	@CAR	-	-	-	-	-	-	-	-	-	-	-	-	-	INJ	
13/12	11/3	@DAL	0	0		0	0	21	21:00	6	4	3	0	1	-3		
14/13	11/5	@ANA	0	0		0	0	19	21:07	1	1	5	1	1	-1		
15/14	11/6	@PHX	1	0		1	0	24	21:03	1	9	5	0	2	E		
16/15	11/10	BOS	0	2		2	0	25	21:26	4	4	7	2	0	E		
17/16	11/12	TBL	0	0		0	0	19	17:12	1	5	2	0	1	E		
18/17	11/13	@ATL	3	PP	1		4	2	19	18:19	2	3	7	1	0	2	150th NHL GOAL & 6th HAT TRICK
19/18	11/15	NYR	0	1		1	2	26	27:28	4	5	7	0	0	-1		
20/19	11/17	VAN	0	0		0	0	18	16:38	0	8	4	0	0	E		
21/20	11/19	CAR	0	3	PP	3	0	24	20:04	4	4	4	0	0	1	400th NHL POINT	
22/21	11/22	@FLA	0	1	PP	1	0	18	18:18	0	2	3	1	0	E		
23/22	11/24	@BUF	0	0		0	2	18	19:57	4	2	6	1	0	E		
24/23	11/26	OTT	1	PP	0		1	2	19	19:51	5	2	5	0	2	E	
25/24	11/27	CGY	0	0		0	0	20	17:16	2	3	4	0	1	1		
26/25	11/29	@NYR	0	0		0	0	20	18:59	3	7	6	1	2	E		
27/26	12/2	ATL	0	0		0	2	18	16:26	0	2	0	0	1	-1		
28/	12/4	@CBJ	-	-	-	-	-	-	-	-	-	-	-	-	-	INJ	
29/	12/6	NJD	-	-	-	-	-	-	-	-	-	-	-	-	-	INJ	
30/	12/8	TOR	-	-	-	-	-	-	-	-	-	-	-	-	-	INJ	
31/	12/11	@BUF	-	-	-	-	-	-	-	-	-	-	-	-	-	INJ	
32/27	12/14	@PHI	2	2PP	0		2	2	21	21:29	0	1	8	0	0	-1	
33/28	12/15	NYR	1	0		1	0	23	19:50	-	-	4	0	0	-1		
34/29	12/20	PHX	2	PP	3	2PP	5	0	18	16:01	3	4	7	0	1	2	CAREER-HIGH (TIED) 5 POINTS
35/30	12/22	FLA	0	1		1	0	17	17:54	1	3	1	0	0	1		
36/31	12/23	@WSH	0	1		1	2	21	21:45	2	3	6	0	2	E		
37/32	12/26	@OTT	0	0		0	0	25	23:14	5	4	3	0	1	E		
38/33	12/28	ATL	0	0		0	2	21	15:50	2	5	4	0	0	1		
39/34	12/29	@NYI	0	0		0	0	22	21:05	1	5	3	0	0	E		
40/35	1/1	WSH	1	0		1	0	23	24:23	-	-	4	1	3	E		
41/36	1/5	TBL	1	0		1	0	20	15:48	1	0	2	0	3	2		
Half- Season Totals			15	19		34	18	735	20:07	53	92	157	8	27	1		




71

EVGENI MALKIN • C

GAME # TEAM/ PLAYER	DATE	OPP.	G	A	P	PIM	SHIFTS	TOI	F/O WON	F/O LOST	SHOTS	B/S	Hits	+/-	REMARKS
42/37	1/6	@MTL	0	0	0	0	21	22:44	2	1	5	1	1	E	
43/38	1/8	MIN	0	0	0	0	19	23:24	2	3	2	1	0	-3	
44/39	1/10	BOS	0	1	PP	1	0	19:54	2	4	2	0	2	-2	
45/40	1/12	@MTL	0	0	0	0	17	21:27	8	7	7	0	0	E	
46/41	1/15	BOS	0	1	1	0	21	18:57	3	9	3	0	1	1	
47/42	1/18	DET	0	1	1	0	18	15:50	6	5	3	1	1	1	
48/	1/20	@NJD	-	-	-	-	-	-	-	-	-	-	-	-	INJ
49/	1/22	CAR	-	-	-	-	-	-	-	-	-	-	-	-	INJ
50/	1/25	NYI	-	-	-	-	-	-	-	-	-	-	-	-	INJ
51/	2/1	@NYR	-	-	-	-	-	-	-	-	-	-	-	-	INJ
52/	2/2	NYI	-	-	-	-	-	-	-	-	-	-	-	-	INJ
53/43	2/4	BUF	0	0	0	0	9	06:03	1	2	3	0	0	-2	
54/	2/6	@WSH	-	-	-	-	-	-	-	-	-	-	-	-	INJ
55/	2/8	CBJ	-	-	-	-	-	-	-	-	-	-	-	-	INJ
56/	2/10	LAK	-	-	-	-	-	-	-	-	-	-	-	-	INJ
57/	2/11	@NYI	-	-	-	-	-	-	-	-	-	-	-	-	INJ
58/	2/13	@NYR	-	-	-	-	-	-	-	-	-	-	-	-	INJ
59/	2/16	@COL	-	-	-	-	-	-	-	-	-	-	-	-	INJ
60/	2/20	@CHI	-	-	-	-	-	-	-	-	-	-	-	-	INJ
61/	2/21	WSH	-	-	-	-	-	-	-	-	-	-	-	-	INJ
62/	2/23	SJS	-	-	-	-	-	-	-	-	-	-	-	-	INJ
63/	2/25	@CAR	-	-	-	-	-	-	-	-	-	-	-	-	INJ
64/	2/26	@TOR	-	-	-	-	-	-	-	-	-	-	-	-	INJ
65/	3/2	@TOR	-	-	-	-	-	-	-	-	-	-	-	-	INJ
66/	3/4	@NJD	-	-	-	-	-	-	-	-	-	-	-	-	INJ
67/	3/5	BOS	-	-	-	-	-	-	-	-	-	-	-	-	INJ
68/	3/8	BUF	-	-	-	-	-	-	-	-	-	-	-	-	INJ
69/	3/12	MTL	-	-	-	-	-	-	-	-	-	-	-	-	INJ
70/	3/13	EDM	-	-	-	-	-	-	-	-	-	-	-	-	INJ
71/	3/15	@OTT	-	-	-	-	-	-	-	-	-	-	-	-	INJ
72/	3/20	NYR	-	-	-	-	-	-	-	-	-	-	-	-	INJ
73/	3/21	@DET	-	-	-	-	-	-	-	-	-	-	-	-	INJ
74/	3/24	@PHI	-	-	-	-	-	-	-	-	-	-	-	-	INJ
75/	3/25	NJD	-	-	-	-	-	-	-	-	-	-	-	-	INJ
76/	3/27	FLA	-	-	-	-	-	-	-	-	-	-	-	-	INJ
77/	3/29	PHI	-	-	-	-	-	-	-	-	-	-	-	-	INJ
78/	3/31	@TBL	-	-	-	-	-	-	-	-	-	-	-	-	INJ
79/	4/2	@FLA	-	-	-	-	-	-	-	-	-	-	-	-	INJ
80/	4/5	NJD	-	-	-	-	-	-	-	-	-	-	-	-	INJ
81/	4/8	@NYI	-	-	-	-	-	-	-	-	-	-	-	-	INJ
82/	4/10	@ATL	-	-	-	-	-	-	-	-	-	-	-	-	INJ
Second- Half Totals			0	3	3	0	124	18:20	24	31	25	3	5	-5	
Final Totals			15	22	37	18	859	19:50	77	123	182	11	32	-4	

## PAUL MARTIN • 7

**Position:** D**Shoots:** Left**Ht:** 6-1**Wt:** 200**DOB:** 3/5/81**Birthplace:** Minneapolis, MN**Acquired:** Signed by Penguins as an unrestricted free agent on July 1, 2010.
[pittsburghpenguins.com/paulmartin](http://pittsburghpenguins.com/paulmartin)

**2010-11:** Completed his first season with Pittsburgh, recording 24 points (3+21) and a plus-9 rating in 77 games ... Ranked second on team in blocked shots (129) and average time on ice (23:21) ... Scored first goal as a Penguin (and added an assist) Oct. 11 at New Jersey ... Became second defenseman in franchise history to score two unassisted goals in one game Dec. 4 at Columbus (Ab DeMarco, Feb. 24, 1974 at Chicago) ... Logged a career-high 35:26 minutes of ice time March 4 at New Jersey ... Paired most of the season with Zbynek Michalek.

**NHL CAREER:** Two-way defender has played seven NHL seasons with New Jersey and Pittsburgh ... Totaled 29 goals, 157 assists, 186 points and a plus-65 rating in 472 career games ... Appeared in 42 postseason contests (all with New Jersey), compiling 16 points (2+14) ... Set career highs in goals (t-5), assists (32) and points (37) in 2005-06 ... Drafted by New Jersey in the second round (62nd overall) of the 2000 NHL Entry Draft.

**INTERNATIONAL:** Selected to represent Team USA at the 2010 Winter Olympics in Vancouver, however could not play due to an injury ... Played for Team USA in the 2004 and 2007 World Championships, 2004 World Cup and 2001 World Junior Championships.

**COLLEGE:** Logged three seasons at the University of Minnesota ... Helped Golden Gophers to consecutive NCAA Championship titles in 2002 and 2003, and a WCHA Playoff Championship in 2003 ... Notched 20 goals, 77 assists and 97 points in his collegiate career.

**PERSONAL:** Native of Elk River, Minnesota ... Named Minnesota's "Mr. Hockey," an award given annually to the most outstanding senior player, while playing at Elk River High School in 2000 ... Favorite movie is The Usual Suspects ... Favorite TV show is King of Queens ... Plays golf in his spare time ... Enjoys the musical work of Phish and Neil Young ... Signed through 2014-15.

## CAREER VS. NHL

	GP	G	A	PTS	PIM
ANA	5	0	1	1	0
ATL	25	2	12	14	10
BOS	25	1	8	9	8
BUF	23	2	9	11	2
CGY	5	0	2	2	2
CAR	23	3	7	10	10
CHI	8	1	2	3	0
COL	5	0	4	4	2
CBJ	6	4	2	6	0
DAL	6	0	1	1	4
DET	4	0	0	0	0
EDM	3	0	0	0	2
FLA	24	1	9	10	6
LAK	6	1	2	3	0
MIN	5	1	1	2	4
MON	23	1	11	12	8
NSH	4	0	0	0	0
NJD	6	1	1	2	0
NYI	40	3	16	19	6
NYR	42	1	6	7	8
OTT	24	0	12	12	6
PHI	43	1	14	15	16
PHX	5	0	2	2	0
PIT	36	2	8	10	14
SJS	2	0	1	1	0
STL	6	0	0	0	0
TBL	22	3	6	9	6
TOR	22	0	9	9	6
VAN	5	0	2	2	2
WSH	24	1	10	11	8
<b>Totals</b>	<b>477</b>	<b>29</b>	<b>158</b>	<b>187</b>	<b>130</b>

## CAREER HIGHS

**Goals:** 2 (2 times), 12/4/10 at CBJ**Assists:** 3 (2 times), 2/11/09 vs. NYI**Points:** 3 (3 times), 2/11/09 vs. NYI (0-3)**SOG:** 6 (3 times), 11/21/08 vs. NYI**PIM:** 4 (5 times), 1/21/09 vs. MTL



## CAREER STATISTICS

YEAR	TEAM	LEAGUE	REGULAR SEASON										PLAYOFFS				
			GP	G	A	PTS	PIM	+/-	PP	SH	GW	S	GP	G	A	PTS	PIM
1998-99	Elk River	HS	24	9	11	20	--	--	--	--	--	--	--	--	--	--	--
1999-00	Elk River	HS	24	15	35	50	26	--	--	--	--	--	--	--	--	--	--
2000-01	Minnesota	WCHA	38	3	17	20	8	--	--	--	--	--	--	--	--	--	--
	United States	WJC	7	0	4	4	2	--	--	--	--	--	--	--	--	--	--
2001-02	Minnesota	WCHA	44	8	30	38	22	--	--	--	--	--	--	--	--	--	--
2002-03	Minnesota	WCHA	45	9	30	39	32	--	--	--	--	--	--	--	--	--	--
2003-04	New Jersey	NHL	70	6	18	24	4	12	2	0	2	82	5	1	1	2	4
2004-05	Fribourg-Gotteron	Swiss	11	3	4	7	2	--	--	--	--	--	--	--	--	--	--
	United States	W-Cup	3	0	1	1	0	3	--	--	--	--	--	--	--	--	--
	United States	WC	7	0	0	0	2	--	--	--	--	--	--	--	--	--	--
2005-06	New Jersey	NHL	80	5	32	37	32	1	3	0	0	97	9	0	3	3	4
2006-07	New Jersey	NHL	82	3	23	26	18	-9	1	0	0	84	11	0	4	4	6
2007-08	New Jersey	NHL	73	5	27	32	22	20	2	0	2	93	5	1	2	3	2
	United States	WC	7	1	7	8	0	--	--	--	--	--	--	--	--	--	--
2008-09	New Jersey	NHL	73	5	28	33	36	21	2	0	1	107	7	0	4	4	2
2009-10	New Jersey	NHL	22	2	9	11	2	10	1	0	0	21	5	0	0	0	0
2010-11	PITTSBURGH	NHL	77	3	21	24	16	9	2	0	1	104	--	--	--	--	--
NHL TOTALS			477	29	158	187	130	64	13	0	6	588	42	2	14	16	18
PITTSBURGH TOTALS			77	3	21	24	16	9	2	0	1	104	--	--	--	--	--

## 7 PAUL MARTIN • D


GAME # TEAM/ PLAYER	DATE	OPP.	G	A	P	PIM	SHIFTS	TOI	F/O WON	F/O LOST	SHOTS	B/S	Hits	+/-	REMARKS	
1/1	10/7	PHI	0	1	1	0	26	20:59	-	-	1	0	1	-1	1st CAREER GM W/ PENS	
2/2	10/9	MTL	0	1	1	0	28	22:08	-	-	5	0	0	E		
3/3	10/11	@NJD	1	EN	1	PP	2	0	31	26:41	-	-	2	1	E	1st GOAL W/ PENS
4/4	10/13	TOR	0	0	0	0	30	27:43	-	-	0	1	0	-1		
5/5	10/15	NYI	0	1	1	0	31	27:31	-	-	4	4	0	1		
6/6	10/16	@PHI	0	1	1	0	27	22:40	-	-	0	4	0	1		
7/7	10/18	OTT	0	1	PP	1	0	30	22:39	-	-	0	2	0	3	
8/8	10/21	@NSH	0	0	0	0	29	25:57	-	-	0	1	1	2		
9/9	10/23	@STL	0	0	0	0	29	24:05	-	-	0	0	0	-1		
10/10	10/27	@TBL	0	0	0	0	25	21:41	-	-	1	1	0	-2		
11/11	10/29	PHI	0	0	0	2	30	23:40	-	-	1	2	0	2		
12/12	10/30	@CAR	0	0	0	0	30	26:58	-	-	2	4	0	E		
13/13	11/3	@DAL	0	0	0	0	27	24:03	-	-	0	0	0	E		
14/14	11/5	@ANA	0	0	0	0	26	23:31	-	-	1	1	1	1		
15/15	11/6	@PHX	0	1	1	0	32	29:44	-	-	0	3	1	-1		
16/16	11/10	BOS	0	0	0	0	28	24:03	-	-	1	1	1	E		
17/17	11/12	TBL	0	0	0	0	26	20:43	-	-	0	1	1	E		
18/18	11/13	@ATL	0	1	PP	1	2	22	16:39	-	-	1	0	0	-1	
19/19	11/15	NYR	0	0	0	0	25	20:32	-	-	1	2	1	-1		
20/20	11/17	VAN	0	1	1	0	33	22:51	-	-	1	1	0	1		
21/21	11/19	CAR	0	0	0	0	29	25:20	-	-	1	2	0	E		
22/22	11/22	@FLA	0	1	PP	1	0	25	21:15	-	-	1	1	0	E	
23/23	11/24	@BUF	0	0	0	0	25	22:55	-	-	2	6	0	E		
24/24	11/26	OTT	0	0	0	0	24	22:50	-	-	2	4	0	E		
25/25	11/27	CGY	0	1	PP	1	0	23	18:34	-	-	2	0	1	E	
26/26	11/29	@NYR	0	0	0	0	24	22:26	-	-	2	3	3	E		
27/27	12/2	ATL	0	0	0	0	25	22:49	-	-	0	3	1	1		
28/28	12/4	@CBJ	2	2PP	2	0	21	20:32	-	-	3	4	1	-1	GWG	
29/29	12/6	NJD	0	0	0	0	27	23:44	-	-	2	0	0	1		
30/30	12/8	TOR	0	0	0	0	26	23:30	-	-	1	1	1	3		
31/31	12/11	@BUF	0	0	0	0	26	22:53	-	-	0	0	1	1		
32/32	12/14	@PHI	0	0	0	0	24	24:11	-	-	1	0	1	E		
33/33	12/15	NYR	0	0	0	0	27	22:10	-	-	1	2	0	E		
34/34	12/20	PHX	0	0	0	0	29	23:22	-	-	0	2	0	1		
35/35	12/22	FLA	0	0	0	0	26	22:37	-	-	2	0	0	2		
36/36	12/23	@WSH	0	1	1	0	27	21:12	-	-	1	0	0	2		
37/37	12/26	@OTT	0	0	0	0	25	23:16	-	-	2	1	1	E		
38/38	12/28	ATL	0	0	0	0	25	19:38	-	-	2	0	0	1		
39/39	12/29	@NYI	0	0	0		28	22:56	-	0	3	1	1	-1		
40/40	1/1	WSH	0	0	0	2	22	20:50	-	-	3	1	0	-1		
41/41	1/5	TBL	0	0	0	0	25	19:59	-	-	3	1	1	e		
Half- Season Totals			3	12	15	6	1098	22:58			55	61	20	12		

## 7 PAUL MARTIN • D

GAME # TEAM/ PLAYER	DATE	OPP.	G	A	P	PIM	SHIFTS	TOI	F/O WON	F/O LOST	SHOTS	B/S	Hits	+/-	REMARKS
42/42	1/6	@MTL	0	0	0	2	27	22:03	-	-	0	1	2	-1	
43/43	1/8	MIN	0	0	0	0	24	20:19	-	-	3	2	1	-2	
44/44	1/10	BOS	0	1	PP	1	0	19:34	-	-	0	1	0	-1	
45/45	1/12	@MTL	0	0	0	0	25	26:36	-	-	1	0	1	E	
46/46	1/15	BOS	0	0	0	0	23	19:14	-	-	0	2	1	E	
47/47	1/18	DET	0	0	0	0	25	23:28	-	-	1	4	0	1	
48/48	1/20	@NJD	0	0	0	0	25	20:07	-	-	1	1	1	-1	
49/49	1/22	CAR	0	1	SH	1	0	21:46	-	-	0	4	0	E	
50/50	1/25	NYI	0	0	0	0	24	23:08	-	-	1	2	0	E	
51/51	2/1	@NYR	0	0	0	0	40	23:49	-	-	1	3	1	-1	
52/52	2/2	NYI	0	2	PP	2	0	22:52	-	-	1	5	0	2	
53/53	2/4	BUF	0	0	0	0	23	23:05	-	-	0	4	1	1	
54/54	2/6	@WSH	0	0	0	0	24	18:18	-	-	3	0	0	-2	
55/55	2/8	CBJ	0	1	PP	1	0	22:44	-	-	4	0	0	-1	
56/56	2/10	LAK	0	0	0	0	29	24:12	-	-	1	2	0	E	
57/57	2/11	@NYI	0	0	0	0	23	26:14	-	-	3	4	0	-1	
58/58	2/13	@NYR	0	0	0	0	24	20:36	-	-	2	1	0	E	
59/59	2/16	@COL	0	1	1	0	27	23:35	-	-	1	4	0	E	
60/60	2/20	@CHI	0	0	0	0	25	20:23	-	-	1	0	0	E	
61/	2/21	WSH	-	-	-	-	-	-	-	-	-	-	-	-	INJ
62/	2/23	SJS	-	-	-	-	-	-	-	-	-	-	-	-	INJ
63/	2/25	@CAR	-	-	-	-	-	-	-	-	-	-	-	-	INJ
64/	2/26	@TOR	-	-	-	-	-	-	-	-	-	-	-	-	INJ
65/61	3/2	@TOR	0	0	0	0	27	24:10	-	-	4	1	2	E	
66/62	3/4	@NJD	0	0	0	0	32	35:26	-	-	2	3	1	-1	CAREER-HIGH 35:26 TOI
67/63	3/5	BOS	0	0	0	0	32	28:36	-	-	2	3	1	2	
68/64	3/8	BUF	0	0	0	0	25	23:31	-	-	2	1	2	1	
69/65	3/12	MTL	0	0	0	0	24	19:54	-	-	1	1	1	-2	
70/66	3/13	EDM	0	0	0	2	28	24:11	-	-	0	2	1	1	
71/67	3/15	@OTT	0	2	2	0	24	20:40	-	-	1	2	1	3	
72/68	3/20	NYR	0	0	0	0	23	21:26	-	-	3	1	0	-2	
73/69	3/21	@DET	0	0	0	0	34	29:57	-	-	1	2	1	2	
74/70	3/24	@PHI	0	0	0	0	29	29:54	-	-	0	1	0	E	
75/71	3/25	NJD	0	0	0	0	30	27:46	-	-	0	3	1	E	
76/72	3/27	FLA	0	0	0	0	27	25:19	-	-	1	1	2	E	
77/73	3/29	PHI	0	0	0	2	24	25:36	-	-	0	1	0	-2	
78/74	3/31	@TBL	0	0	0	2	28	27:16	-	-	3	0	1	E	
79/75	4/2	@FLA	0	1	1	0	24	22:45	-	-	4	2	2	1	
80/76	4/5	NJD	0	0	0	0	24	20:31	-	-	0	0	1	E	
81/	4/8	@NYI	0	0	0	2	29	28:20	-	-	1	4	0	E	
82/	4/10	@ATL	-	-	-	-	-	-	-	-	-	-	-	-	DND
Second- Half Totals			0	9	9	10	954	23:49	-	-	49	68	25	-3	
Final Totals			3	21	24	16	2052	23:22	-	-	104	129	45	9	



## ZBYNEK MICHALEK • 4

**Position:** D**Shoots:** Right**Ht:** 6-2**Wt:** 210**DOB:** 12/23/82**Birthplace:** Jindrichuv Hradec,  
Czech Republic**Acquired:** Signed as an unrestricted  
free agent on July 1, 2010.

## CAREER VS. NHL

	GP	G	A	PTS	PIM
ANA	38	3	4	7	22
ATL	8	0	4	4	2
BOS	8	0	3	3	4
BUF	10	1	3	4	0
CGY	20	1	4	5	8
CAR	8	1	4	5	6
CHI	22	1	3	4	16
COL	22	2	4	6	8
CBJ	24	2	2	4	4
DAL	37	1	6	7	14
DET	22	1	5	6	8
EDM	19	3	1	4	4
FLA	8	2	2	4	4
LAK	38	1	14	15	24
MIN	19	1	1	2	6
MON	8	1	1	2	0
NSH	19	1	3	4	6
NJD	10	1	3	4	4
NYI	11	2	3	5	6
NYR	11	0	2	2	6
OTT	8	2	2	4	6
PHI	7	0	4	4	2
PHX	3	0	0	0	2
PIT	5	0	2	2	2
SJS	39	3	10	13	26
STL	20	1	4	5	6
TBL	7	0	1	1	6
TOR	7	0	2	2	6
VAN	22	1	4	5	6
WSH	8	0	1	1	8
<b>Totals</b>	<b>488</b>	<b>32</b>	<b>102</b>	<b>134</b>	<b>222</b>

[pittsburghpenguins.com/zbynekmichalek](http://pittsburghpenguins.com/zbynekmichalek)

(Pronounced z'BIGH-nehk mih-KHAL-ihk)

**2010-11:** Defensive defenseman finished his first season in Pittsburgh ... He posted a team-leading 149 blocked shots to go with five goals and 19 points in 73 games ... Logged 21:50 minutes per game and team-best 3:46 shorthanded minutes ... Scored first goal as Penguin March 8 vs. Buffalo ... After scoring first goal with team, went on to tally three times in four games from March 8-15.

**NHL CAREER:** Is a seven-year NHL veteran with stops in Minnesota, Phoenix and Pittsburgh ... Totaled 32 goals, 102 assists and 134 points in 488 career games ... Led the NHL in blocked shots in the 2008-09 season with 271 ... Durable blueliner has played in all 82 games of a season three times in his career ... Made NHL debut with Minnesota against Pittsburgh Jan. 16, 2004 and recorded first goal/point at San Jose March 9, 2004 ... Originally signed as an undrafted free agent with Minnesota Sept. 29, 2001 ... Played for Minnesota's top minor-league affiliate in Houston of the American Hockey League, and helped the Aeros win the Calder Cup Championship in 2003 ... Was traded to Phoenix for Erik Westrum and Dustin Wood on Aug. 26, 2005, and played the past five years as a Coyote.

**INTERNATIONAL:** Represented Czech Republic at the 2010 Winter Olympic Games in Vancouver ... Also played for his native country at the World Championships in 2006, '07 and '08 ... Scored three goals in nine games in 2006 World Championship to help Czech Republic earn a silver medal.

**JUNIOR:** Played two seasons with Shawinigan of the Quebec Major Junior Hockey League ... Breakout season in 2001-02 after scoring 16 goals and recording 51 points in 68 games ... Added 17 postseason points (8+9) in 12 games ... His 17 playoff points ranked third on the team.

**PERSONAL:** Brother, Milan, is a member of the Ottawa Senators ... Likes to vacation in Croatia ... Favorite bands are Green Day and Nickelback ... Favorite movie is Legends of the Fall ... Favorite player growing up was former Penguin Jaromir Jagr ... Favorite hockey moments are playing in the 2006 World Championship Final and his first NHL game ... Enjoys playing tennis ... First car was a Jeep Cherokee ... He and his wife, Helena, have one son, Andreas ... Signed through 2014-15.

## CAREER HIGHS

**Goals:** 1 (32 times), 4/8/11 at NYI**Assists:** 2 (5 times), 10/30/08 vs. PIT**Points:** 3 (1 time), 11/30/06 vs. LA (1+2)**SOG:** 8 (1 time), 3/8/09 at NYI**PIM:** 4 (12 times), 1/23/10 at WSH



## CAREER STATISTICS

YEAR	TEAM	LEAGUE	REGULAR SEASON										PLAYOFFS				
			GP	G	A	PTS	PIM	+/-	PP	SH	GW	S	GP	G	A	PTS	PIM
2000-01	Shawinigan	QMJHL	69	10	29	39	52	--	--	--	--	--	3	0	0	0	0
2001-02	Shawinigan	QMJHL	68	16	35	51	54	--	--	--	--	--	12	8	9	17	17
2002-03	Houston	AHL	62	4	10	14	26	--	--	--	--	--	23	1	1	2	6
2003-04	Minnesota	NHL	22	1	1	2	4	-7	0	0	0	17	--	--	--	--	--
	Houston	AHL	55	5	16	21	32	-5	3	0	0	--	2	1	0	1	0
2004-05	Houston	AHL	76	7	17	24	48	-10	5	0	1	--	5	1	2	3	4
2005-06	Phoenix	NHL	82	9	15	24	62	4	5	0	2	105	--	--	--	--	--
	Czech Rep.	WC	9	3	0	3	6	--	--	--	--	--	--	--	--	--	--
2006-07	Phoenix	NHL	82	4	24	28	34	-20	3	0	0	144	--	--	--	--	--
	Czech Rep.	WC	7	0	1	1	4	--	--	--	--	--	--	--	--	--	--
2007-08	Phoenix	NHL	75	4	13	17	34	9	0	0	2	92	--	--	--	--	--
	Czech Rep.	WC	7	0	0	0	6	--	--	--	--	--	--	--	--	--	--
2008-09	Phoenix	NHL	82	6	21	27	28	-13	0	0	0	106	--	--	--	--	--
2009-10	Phoenix	NHL	72	3	14	17	30	5	2	0	1	104	7	0	2	2	2
2010-11	PITTSBURGH	NHL	73	5	14	19	30	0	1	0	2	104	--	--	--	--	--
NHL TOTALS			488	32	102	134	222	-22	11	0	7	672	7	0	2	2	2
PITTSBURGH TOTALS			73	5	14	19	30	0	1	0	2	104	--	--	--	--	--

## 4 ZBYNEK MICHALEK • D


GAME # TEAM/ PLAYER	DATE	OPP.	G	A	P	PIM	SHIFTS	TOI	F/O WON	F/O LOST	SHOTS	B/S	Hits	+/-	REMARKS	
1/1	10/7	PHI	0	1	PP	1	0	24	18:56	-	-	0	4	0	-1	1st CAREER GM W/ PENS
2/2	10/9	MTL	0	0		0	0	24	20:07	-	-	2	1	0	-2	
3/3	10/11	@NJD	0	0		0	0	11	07:39	-	-	0	0	1	E	
4/	10/13	TOR	-	-		-	-	-	-	-	-	-	-	-	-	INJ
5/	10/15	NYI	-	-		-	-	-	-	-	-	-	-	-	-	INJ
6/	10/16	@PHI	-	-		-	-	-	-	-	-	-	-	-	-	INJ
7/	10/18	OTT	-	-		-	-	-	-	-	-	-	-	-	-	INJ
8/	10/21	@NSH	-	-		-	-	-	-	-	-	-	-	-	-	INJ
9/	10/23	@STL	-	-		-	-	-	-	-	-	-	-	-	-	INJ
10/	10/27	@TBL	-	-		-	-	-	-	-	-	-	-	-	-	INJ
11/	10/29	PHI	-	-		-	-	-	-	-	-	-	-	-	-	INJ
12/	10/30	@CAR	-	-		-	-	-	-	-	-	-	-	-	-	INJ
13/4	11/3	@DAL	0	1		1	0	26	19:33	-	-	0	1	0	-1	
14/5	11/5	@ANA	0	0		0	2	24	19:59	-	-	1	3	2	-2	
15/6	11/6	@PHX	0	0		0	2	27	23:56	-	-	0	2	1	1	
16/7	11/10	BOS	0	0		0	0	26	22:24	-	-	2	4	0	E	
17/8	11/12	TBL	0	0		0	0	29	22:11	-	-	0	4	2	E	
18/9	11/13	@ATL	0	0		0	0	29	23:15	-	-	0	3	0	E	
19/10	11/15	NYR	0	0		0	0	22	18:56	-	-	2	3	1	E	
20/11	11/17	VAN	0	0		0	0	32	25:38	-	-	4	2	0	2	
21/12	11/19	CAR	0	1		1	0	29	23:51	-	-	2	4	0	-2	
22/13	11/22	@FLA	0	1		1	0	25	21:16	-	-	4	3	1	E	
23/14	11/24	@BUF	0	0		0	0	26	21:41	-	-	0	4	1	E	
24/15	11/26	OTT	0	1	PP	1	0	27	24:09	-	-	3	1	0	E	
25/16	11/27	CGY	0	0		0	2	26	21:47	-	-	1	1	0	1	
26/17	11/29	@NYR	0	0		0	0	24	21:53	-	-	1	3	4	E	
27/18	12/2	ATL	0	0		0	0	26	23:15	-	-	2	0	1	1	
28/19	12/4	@CBJ	0	0		0	0	22	18:05	-	-	0	1	2	-1	
29/20	12/6	NJD	0	0		0	0	27	22:04	-	-	1	1	0	1	
30/21	12/8	TOR	0	0		0	0	24	21:46	-	-	0	5	1	1	
31/22	12/11	@BUF	0	0		0	0	26	19:17	-	-	0	4	3	-1	
32/23	12/14	@PHI	0	0		0	2	23	18:55	-	-	0	0	2	E	
33/24	12/15	NYR	0	0		0	0	28	23:11	-	-	5	3	0	-1	
34/25	12/20	PHX	0	0		0	0	26	21:55	-	-	0	2	0	E	
35/26	12/22	FLA	0	0		0	0	25	21:48	-	-	1	2	0	1	
36/27	12/23	@WSH	0	0		0	2	30	24:28	-	-	2	4	0	1	
37/28	12/26	@OTT	0	0		0	0	22	19:19	-	-	5	0	1	E	
38/29	12/28	ATL	0	1		1	0	26	22:15	-	-	3	2	0	2	
39/30	12/29	@NYI	0	0		0	2	27	19:39	-	-	5	0	0	E	
40/31	1/1	WSH	0	0		0	0	23	19:42	-	-	1	1	1	-1	
41/32	1/5	TBL	0	0		0	2	25	20:40	-	-	1	2	0	E	
Half- Season Totals			0	6		6		811	21:03			48	70	24	-1	

4

ZBYNEK MICHALEK • D

GAME # TEAM/ PLAYER	DATE	OPP.	G	A	P	PIM	SHIFTS	TOI	F/O WON	F/O LOST	SHOTS	B/S	Hits	+/-	REMARKS
42/33	1/6	@MTL	0	0	0	0	27	22:09	-	-	0	3	0	-1	
43/34	1/8	MIN	0	0	0	2	20	18:39	-	-	0	0	1	-2	
44/35	1/10	BOS	0	0	0	0	24	20:05	-	-	0	1	1	-1	
45/36	1/12	@MTL	0	0	0	0	23	17:50	-	-	1	1	1	-1	
46/37	1/15	BOS	0	1	1	0	24	20:07	-	-	0	1	0	1	
47/38	1/18	DET	0	0	0	0	24	20:08	-	-	1	3	1	E	
48/39	1/20	@NJD	0	0	0	0	23	17:35	-	-	1	1	1	-1	
49/40	1/22	CAR	0	0	0	2	27	19:14	-	-	2	1	1	E	
50/41	1/25	NYI	0	0	0	0	24	22:48	-	-	2	1	0	E	
51/42	2/1	@NYR	0	1	1	2	36	23:35	-	-	1	2	1	E	
52/43	2/2	NYI	0	1	PP	1	0	23:55	-	-	0	5	1	1	
53/44	2/4	BUF	0	1	1	0	22	20:38	-	-	1	1	2	1	
54/45	2/6	@WSH	0	0	0	0	23	20:49	-	-	0	0	0	-1	
55/46	2/8	CBJ	0	0	0	0	23	21:27	-	-	0	3	0	E	
56/47	2/10	LAK	0	0	0	0	29	23:37	-	-	1	7	0	E	
57/48	2/11	@NYI	0	0	0	2	25	27:06	-	-	2	1	0	-2	
58/49	2/13	@NYR	0	0	0	0	26	22:31	-	-	3	1	0	E	
59/50	2/16	@COL	0	0	0	0	26	21:45	-	-	4	3	1	-1	
60/51	2/20	@CHI	0	0	0	0	25	21:07	-	-	0	2	2	E	
61/52	2/21	WSH	0	0	0	0	26	21:50	-	-	5	4	1	E	
62/53	2/23	SJS	0	0	0	0	34	30:54	-	-	1	4	1	1	
63/54	2/25	@CAR	0	1	1	0	23	20:03	-	-	2	1	0	-2	
64/55	2/26	@TOR	0	0	0	2	28	20:38	-	-	0	2	2	1	
65/56	3/2	@TOR	0	0	0	0	25	21:26	-	-	0	1	0	E	
66/57	3/4	@NJD	0	0	0	2	29	28:05	-	-	3	0	1	-1	
67/58	3/5	BOS	0	1	1	0	33	26:03	-	-	2	3	0	E	100th NHL ASSIST
68/59	3/8	BUF	1	1	2	0	24	18:26	-	-	2	4	0	1	1st GOAL W/ PENS - GWG
69/60	3/12	MTL	0	0	0	0	24	20:25	-	-	0	0	2	-2	
70/61	3/13	EDM	1	0	1	0	23	22:02	-	-	2	0	2	2	
71/62	3/15	@OTT	1	0	1	2	21	19:59	-	-	2	2	3	3	
72/63	3/20	NYR	0	0	0	0	22	21:50	-	-	1	1	1	E	
73/64	3/21	@DET	0	0	0	0	30	26:38	-	-	0	1	0	1	
74/65	3/24	@PHI	0	0	0	0	27	24:22	-	-	1	5	1	E	
75/66	3/25	NJD	0	0	0	0	31	26:40	-	-	2	2	0	E	
76/67	3/27	FLA	0	0	0	0	26	24:12	-	-	6	3	1	E	
77/68	3/29	PHI	0	0	0	0	26	23:55	-	-	0	3	0	-2	
78/69	3/31	@TBL	0	0	0	0	25	21:09	-	-	2	2	0	E	
79/70	4/2	@FLA	1	0	1	0	24	22:28	-	-	3	1	1	2	GWG
80/71	4/5	NJD	0	1	1	0	23	22:32	-	-	2	0	0	2	
81/	4/8	@NYI	1	PP	0	1	2	31:37	-	-	1	0	4	-1	
82/	4/10	@ATL	-	-	-	0	22	20:24	-	-	0	3	0	3	CAREER-HIGH 3 ASSISTS
Second- Half Totals			5	8	13	16	1051	22:27	-	-	56	79	33	1	
Final Totals			5	14	19	16	1862	21:50	-	-	104	149	57	0	

## JAMES NEAL • 18

**Position:** LW**Shoots:** L**Ht:** 6-2**Wt:** 208**DOB:** 11/3/87**Birthplace:** Whitby, ON

**Acquired:** Acquired from Dallas with Matt Niskanen for Alex Goligoski on Feb. 21, 2011.


[pittsburghpenguins.com/jamesneal](http://pittsburghpenguins.com/jamesneal)

**2010-11:** Physical winger posted six points (1+5) after joining Pittsburgh in a February trade from Dallas ... Started the campaign with the Stars, recording 21 goals and 39 points in 59 games ... Broke the 20-goal mark for the third straight season ... Tallied two game-deciding shootout goals in a three-game span (March 21-27), helping the Penguins set an NHL record with four consecutive shootout victories.

**NHL CAREER:** The hard-nosed forward has posted 20-plus goals in each of his first three NHL seasons ... In 234 career games with Dallas and Pittsburgh, has totaled 73 goals and 137 points ... Set career highs in goals (27), assists (28) and points (55) in 78 games in 2009-10 with Dallas ... Broke into the NHL in 2008-09, posting 24 goals and 37 points in rookie campaign ... First Stars rookie to score 20 goals since franchise moved to Dallas ... Played in 2009 NHL YoungStars Game in Montreal ... Drafted by Dallas in the second round (33rd overall) in the 2005 NHL Entry Draft.

**INTERNATIONAL:** Represented gold-medal winning Canada in the 2007 World Junior Championship in Sweden ... Also played for Team Canada in the 2005 U-18 World Juniors and 2009 World Championship.

**JUNIOR:** Played three-plus seasons with Plymouth of the Ontario Hockey League ... In final season in 2006-07, collected 65 points (27+38) in 45 games and 25 points (13+12) in 20 playoff games, leading the club in playoff goals and points ... Named OHL First-Team All-Star and honored as OHL's Best Checker ... Played in 2007 OHL All-Star Game and ADT Russia-Canada Challenge.

**PERSONAL:** Younger brother, Michael, was fifth-round pick (149th overall) by Stars in 2007 NHL Entry Draft ... Lists Toronto as favorite road city and Air Canada Centre as favorite road arena ... Other favorites include: TV show – Entourage; movie – Dumb and Dumber ... Grew up idolizing Adam Foote ... First car was a black 1999 Pontiac Grand Prix ... Signed through 2011-12.

## CAREER VS. NHL

	GP	G	A	PTS	PIM
ANA	14	2	9	11	0
ATL	3	2	0	2	0
BOS	4	0	0	0	2
BUF	4	2	1	3	2
CGY	11	4	4	8	6
CAR	5	3	0	3	2
CHI	11	4	5	9	4
COL	10	2	2	4	8
CBJ	11	6	2	8	28
DAL	0	0	0	0	0
DET	12	3	5	8	14
EDM	13	7	2	9	21
FLA	6	2	2	4	2
LAK	13	4	2	6	21
MIN	9	4	2	6	2
MON	4	0	1	1	2
NSH	10	2	6	8	4
NJD	7	0	3	3	0
NYI	4	0	0	0	2
NYR	5	2	2	4	6
OTT	4	0	1	1	0
PHI	6	1	0	1	0
PHX	15	4	2	6	15
PIT	3	0	1	1	2
SJS	15	6	4	10	10
STL	12	4	3	7	12
TBL	4	1	0	1	4
TOR	5	4	1	5	8
VAN	11	3	3	6	4
WSH	3	1	1	2	0
<b>Totals</b>	<b>234</b>	<b>73</b>	<b>64</b>	<b>137</b>	<b>181</b>

## CAREER HIGHS

**Goals:** 3 (1 time), 12/23/08 at TOR**Assists:** 3 (1 time), 10/16/09 vs. NSH**Points:** 3 (6 times), 11/18/10 vs. SJ**SOG:** 7 (8 times), 3/15/10 at OTT**PIM:** 19 (1 time), 11/19/09 vs. CBJ**Hat tricks:** 1 (1 time), 12/23/08 at TOR





CAREER STATISTICS																	
REGULAR SEASON													PLAYOFFS				
YEAR	TEAM	LEAGUE	GP	G	A	PTS	PIM	+/-	PP	SH	GW	S	GP	G	A	PTS	PIM
2003-04	Plymouth	OHL	9	2	4	6	0	--	--	--	--	--	--	--	--	--	--
2004-05	Plymouth	OHL	67	18	26	44	32	-5	7	0	--	--	4	1	1	2	6
	Canada	WJ18	6	1	1	2	6	--	--	--	--	--	--	--	--	--	--
2005-06	Plymouth	OHL	66	21	37	58	109	1	12	0	--	--	13	9	7	16	33
2006-07	Plymouth	OHL	45	27	38	65	94	28	11	2	--	--	20	13	12	25	54
	Canada	WJC	6	0	0	0	8	--	--	--	--	--	--	--	--	--	--
2007-08	Iowa	AHL	62	18	19	37	63	1	7	0	--	--	--	--	--	--	--
2008-09	Dallas	NHL	77	24	13	37	51	-11	9	0	2	171	--	--	--	--	--
	Manitoba	AHL	5	4	1	5	2	4	0	1	1	--	--	--	--	--	--
	Canada	WJC	3	1	2	3	2	--	--	--	--	--	--	--	--	--	--
2009-10	Dallas	NHL	78	27	28	55	64	-5	2	1	4	200	--	--	--	--	--
2010-11	Dallas	NHL	59	21	18	39	60	8	5	0	3	160	--	--	--	--	--
	PITTSBURGH	NHL	20	1	5	6	6	-1	0	0	0	52	--	--	--	--	--
NHL TOTALS			234	73	64	137	181	-9	16	1	9	583	--	--	--	--	--
PIT TOTALS			20	1	5	6	6	-1	0	0	0	52	--	--	--	--	--


## 18 JAMES NEAL • LW

[illegible]

## 18 JAMES NEAL • LW

GAME # TEAM/ PLAYER	DATE	OPP.	G	A	P	PIM	SHIFTS	TOI	F/O WON	F/O LOST	SHOTS	B/S	Hits	+/-	REMARKS
42/	1/6	@MTL	-	-	-	-	-	-	-	-	-	-	-	-	DAL
43/	1/8	MIN	-	-	-	-	-	-	-	-	-	-	-	-	DAL
44/	1/10	BOS	-	-	-	-	-	-	-	-	-	-	-	-	DAL
45/	1/12	@MTL	-	-	-	-	-	-	-	-	-	-	-	-	DAL
46/	1/15	BOS	-	-	-	-	-	-	-	-	-	-	-	-	DAL
47/	1/18	DET	-	-	-	-	-	-	-	-	-	-	-	-	DAL
48/	1/20	@NJD	-	-	-	-	-	-	-	-	-	-	-	-	DAL
49/	1/22	CAR	-	-	-	-	-	-	-	-	-	-	-	-	DAL
50/	1/25	NYI	-	-	-	-	-	-	-	-	-	-	-	-	DAL
51/	2/1	@NYR	-	-	-	-	-	-	-	-	-	-	-	-	DAL
52/	2/2	NYI	-	-	-	-	-	-	-	-	-	-	-	-	DAL
53/	2/4	BUF	-	-	-	-	-	-	-	-	-	-	-	-	DAL
54/	2/6	@WSH	-	-	-	-	-	-	-	-	-	-	-	-	DAL
55/	2/8	CBJ	-	-	-	-	-	-	-	-	-	-	-	-	DAL
56/	2/10	LAK	-	-	-	-	-	-	-	-	-	-	-	-	DAL
57/	2/11	@NYI	-	-	-	-	-	-	-	-	-	-	-	-	DAL
58/	2/13	@NYR	-	-	-	-	-	-	-	-	-	-	-	-	DAL
59/	2/16	@COL	-	-	-	-	-	-	-	-	-	-	-	-	DAL
60/	2/20	@CHI	-	-	-	-	-	-	-	-	-	-	-	-	DAL
61/	2/21	WSH	-	-	-	-	-	-	-	-	-	-	-	-	DND
62/1	2/23	SJS	0	0	0	0	24	20:48	1	1	2	0	3	1	1st GAME W/PENS
63/2	2/25	@CAR	0	0	0	0	18	17:14	-	-	2	0	2	E	
64/3	2/26	@TOR	0	0	0	2	22	17:09	-	-	3	1	1	-2	
65/4	3/2	@TOR	0	0	0	2	17	14:33	-	-	2	0	2	-1	
66/5	3/4	@NJD	0	0	0	0	20	18:31	-	-	2	1	2	E	
67/6	3/5	BOS	0	0	0	0	20	18:56	0	1	1	0	3	-1	
68/7	3/8	BUF	1	1	2	0	19	16:13	-	-	4	0	0	3	1st POINTS W/ PENS
69/8	3/12	MTL	0	0	0	0	20	18:48	-	-	4	0	2	E	
70/9	3/13	EDM	0	1	PP	1	0	16:01	-	-	3	0	0	-1	
71/10	3/15	@OTT	0	0	0	0	18	17:14	-	-	7	0	2	1	
72/11	3/20	NYR	0	1	1	0	20	16:54	-	-	3	0	2	E	
73/12	3/21	@DET	0	0	0	0	20	16:31	-	-	1	0	3	-1	GAME-DECIDING SHOOTOUT GOAL
74/13	3/24	@PHI	0	0	0	0	23	19:32	-	-	2	0	1	E	
75/14	3/25	NJD	0	0	0	0	16	16:15	0	1	2	0	0	E	GAME-DECIDING SHOOTOUT GOAL
76/15	3/27	FLA	0	1	1	0	21	20:50	-	-	1	1	2	1	
77/16	3/29	PHI	0	0	0	0	18	14:19	-	-	3	0	3	-1	
78/17	3/31	@TBL	0	0	0	2	19	17:58	-	-	5	0	5	E	
79/18	4/2	@FLA	0	0	0	0	18	16:04	-	-	1	0	3	1	
80/19	4/5	NJD	0	1	PP	1	0	17:17	-	-	2	1	2	-1	
81/	4/8	@NYI	0	0	0	0	7	06:50	0	2	2	0	1	E	
82/	4/10	@ATL	-	-	-	-	-	-	-	-	-	-	-	-	INJ
Second- Half Totals			1	5	6	6	377	16:54	1	5	52	4	39	-1	
Final Totals			1	5	6	6	377	16:54	1	5	52	4	39	-1	

# MATT NISKANEN • 2

**Position:** D**Shoots:** R**Ht:** 6-0**Wt:** 209**DOB:** 12/6/86**Birthplace:** Virginia, MN

**Acquired:** Acquired from Dallas with James Neal for Alex Goligoski on Feb. 21, 2011.


[pittsburghpenguins.com/mattniskanen](http://pittsburghpenguins.com/mattniskanen)

**2010-11:** Posted four points (1+3) with Penguins following February trade from Dallas ... Notched six assists in 45 contests with Stars.

**NHL CAREER:** Played four NHL seasons with Dallas and Pittsburgh ... Totaled 17 goals, 69 assists and 86 points in 295 career games ... Played 16 postseason games for Stars in 2008, posting three assists ... Broke into the league in 2007-08, leading all rookie defensemen with a plus-22 rating ... Played in 2008 Western Conference YoungStars Game in Atlanta ... Set career highs in assists (29) and points (35) in sophomore campaign in 2008-09 ... Dallas' first-round pick (28th overall) in 2005 NHL Entry Draft.

**INTERNATIONAL:** Represented the United States in the 2009 World Championship and 2006 World Junior Championship ... Posted three points (1+2) in '09 Championship.

**COLLEGE:** Played two seasons with Minnesota-Duluth ... Named All-WCHA First Team as a sophomore after posting 31 points (9+22) in 39 games ... Scored 14 points (1+13) in 38 contests as a freshman.

**PERSONAL:** Nickname - "Matty" ... Captain of high school football and basketball teams ... Likes to hunt and fish ... Idolized Penguins legend and co-owner Mario Lemieux as a kid ... First job was a youth hockey referee ... Lists St. Paul as favorite road city ... Other favorites include: musical artist – Brooks and Dunn; movie – Dumb and Dumber ... Signed through 2011-12.

## CAREER VS. NHL

	GP	G	A	PTS	PIM
ANA	21	1	4	5	4
ATL	3	0	2	2	4
BOS	5	0	2	2	17
BUF	5	1	1	2	4
CGY	15	0	2	2	6
CAR	6	0	2	2	0
CHI	13	0	2	2	4
COL	13	0	4	4	10
CBJ	13	0	2	2	4
DAL	0	0	0	0	0
DET	14	1	4	5	4
EDM	14	1	4	5	9
FLA	6	1	2	3	11
LAK	21	1	2	3	10
MIN	13	4	2	6	6
MON	5	0	2	2	0
NSH	13	1	3	4	8
NJD	9	0	0	0	2
NYI	4	0	0	0	2
NYR	5	0	4	4	4
OTT	4	1	1	2	2
PHI	5	0	1	1	4
PHX	22	2	6	8	10
PIT	4	0	0	0	5
SJS	20	2	5	7	8
STL	14	0	4	4	8
TBL	4	0	0	0	4
TOR	6	1	5	6	0
VAN	15	0	2	2	2
WSH	3	0	1	1	4
<b>Totals</b>	<b>295</b>	<b>17</b>	<b>69</b>	<b>86</b>	<b>156</b>

## CAREER HIGHS

**Goals:** 1 (17 times), 3/2/11 at TOR**Assists:** 3 (1 time), 2/6/09 vs. NYR**Points:** 3 (2 times), 2/6/09 vs. NYR (0+3)**SOG:** 6 (2 times), 1/12/09 at DET**PIM:** 15 (1 time), 11/1/08 at BOS



CAREER STATISTICS

REGULAR SEASON													PLAYOFFS				
YEAR	TEAM	LEAGUE	GP	G	A	PTS	PIM	+/-	PP	SH	GW	S	GP	G	A	PTS	PIM
2005-06	Minn-Duluth	WCHA	38	1	13	14	40	--	--	--	--	--	--	--	--	--	--
	United States	WJC	7	0	0	0	6	--	--	--	--	--	--	--	--	--	--
2006-07	Minn-Duluth	WCHA	39	9	22	31	42	--	--	--	--	--	--	--	--	--	--
	Iowa	AHL	13	0	3	3	6	-4	0	0	0	--	12	2	5	7	10
2007-08	Dallas	NHL	78	7	19	26	36	22	2	0	0	99	16	0	3	3	10
2008-09	Dallas	NHL	80	6	29	35	52	-11	2	0	0	111	--	--	--	--	--
	United States	WC	9	1	2	3	2	--	--	--	--	--	--	--	--	--	--
2009-10	Dallas	NHL	74	3	12	15	18	-15	0	0	2	110	--	--	--	--	--
2010-11	Dallas	NHL	45	0	6	6	30	-1	0	0	0	51	--	--	--	--	--
	PITTSBURGH	NHL	18	1	3	4	20	-2	0	0	0	26	--	--	--	--	--
NHL TOTALS			295	17	69	86	156	-7	4	0	2	397	16	0	3	3	10
PIT TOTALS			18	1	3	4	20	-2	0	0	0	26	--	--	--	--	--



## 2 MATT NISKANEN • D

[illegible]

## 2 MATT NISKANEN • D

[illegible]

# BROOKS ORPIK • 44

**Position:** D**Shoots:** Left**Ht:** 6-2**Wt:** 219**DOB:** 9/26/80**Birthplace:** San Francisco, CA**Acquired:** Drafted by Penguins in the first round (18th overall) of the 2000 Entry Draft.
[pittsburghpenguins.com/brooksorpiik](http://pittsburghpenguins.com/brooksorpiik)

**2010-11:** Physically imposing defenseman led team with 194 hits ... Placed fourth on team with 94 blocked shots ... Recorded 13 points (1+12) and plus-12 rating in 66 games ... Team's top penalty killing blueliner logged 3:44 shorthanded minutes per game for the NHL's No.-1 ranked PK ... Named team's Defensive Player of the Year ... Voted by his teammates for the Player's Player Award, given to the player that exemplifies leadership on and off ice and is dedicated to teamwork ... Played his 500th career NHL game Feb. 11 at NY Islanders ... Missed 13 games with a hand injury.



## CAREER VS. NHL

	GP	G	A	PTS	PIM
ANA	7	0	2	2	0
ATL	26	0	4	4	26
BOS	24	3	1	4	28
BUF	27	0	2	2	26
CGY	4	0	2	2	0
CAR	24	1	3	4	56
CHI	6	0	1	1	4
COL	6	1	4	5	4
CBJ	6	0	2	2	10
DAL	6	0	1	1	0
DET	7	0	1	1	2
EDM	3	0	1	1	2
FLA	28	0	3	3	22
LAK	6	0	1	1	17
MIN	7	0	1	1	13
MON	26	0	5	5	37
NSH	5	1	0	1	8
NJD	40	0	7	7	32
NYI	44	2	9	11	50
NYR	42	0	5	5	42
OTT	25	0	2	2	18
PHI	43	1	8	9	61
PHX	8	0	0	0	15
PIT	-	-	-	-	-
SJS	7	0	0	0	8
STL	6	0	1	1	12
TBL	26	0	5	5	26
TOR	23	0	6	6	26
VAN	3	0	1	1	5
WSH	27	0	6	6	45
<b>Totals</b>	<b>512</b>	<b>9</b>	<b>84</b>	<b>93</b>	<b>595</b>

**NHL CAREER:** Rugged defenseman has played seven-plus NHL seasons in Pittsburgh ... Produced 93 points (9+84) and 595 penalty minutes in 512 career games ... Added eight assists in 62 playoff games ... Led NHL with 112 postseason hits in 2009 (44 more than second place Brent Seabrook of Chicago, 68) while adding four assists and 22 penalty minutes in 24 games to help the Penguins capture their third Stanley Cup in franchise history ... Was second in League with 51 blocked shots in playoffs that year ... Ranked second in the NHL in hits with 309 in 2008-09 ... Has broken the 200-hit barrier in five of the past seven seasons ... Leveled a career-high 12 hits Feb. 6, 2009 vs. Columbus ... Ranked fifth in NHL with 239 hits, second among defensemen, during 2007-08 regular season ... Was imposing physical force in 2008 playoffs, leading NHL in hits (102) and blocked shots (61) ... Recorded his first career playoff point with an assist in Game 1 of Eastern Conference semifinals against NY Rangers ... Twice had nine hits in a game – March 20, 2008 vs. Tampa Bay and Nov. 30, 2007 vs. Dallas ... Made Penguins and NHL debut during 2002-03 season, became a regular in 2003-04 ... Set career high with 127 penalty minutes in 2003-04 ... Named to Eastern Conference Young Guns roster at 2004 NHL All-Star Game.

**INTERNATIONAL:** Earned a silver medal with Team USA at the 2010 Olympic Games in Vancouver ... Played for U.S. at 2006 World Championships and 2000 World Junior Championships.

**COLLEGE:** Played three seasons at Boston College from 1998-01 and helped Eagles win NCAA championship as junior in 2000-01 ... Had 20 assists, 124 penalty minutes in 40 games as a junior ... Totaled 41 points (2+39) with 322 penalty minutes in 119 games at Boston College.

**PERSONAL:** Favorites include: vacation spot – Sunny Isles, Florida; restaurant – Il Pizzaiolo in Mt. Lebanon; band – Pearl Jam; movie – The Pianist ... Favorite road city is Boston and favorite NHL road arena is Madison Square Garden ... Favorite sport other than hockey is soccer ... Person he wishes he could meet is Ronaldinho ... Signed through 2013-14.

## CAREER HIGHS

**Goals:** 1 (9 times), 11/10/10 vs. BOS**Assists:** 2 (5 times), 11/27/10 vs. CGY**Points:** 2 (7 times), 11/27/10 vs. CGY (0+2) **PIM:** 19 (1 time), 3/4/06 vs. CAR**SOG:** 4 (2 times), 3/27/07 at WSH



## CAREER STATISTICS

YEAR	TEAM	LEAGUE	REGULAR SEASON										PLAYOFFS				
			GP	G	A	PTS	PIM	+/-	PP	SH	GW	S	GP	G	A	PTS	PIM
1996-97	Thayer Acad.	USHS	20	4	1	5	--	--	--	--	--	--	--	--	--	--	--
1997-98	Thayer Acad.	USHS	22	0	7	7	--	--	--	--	--	--	--	--	--	--	--
1998-99	Boston College	Hockey East	41	1	10	11	96	--	--	--	--	--	--	--	--	--	--
1999-00	Boston College	Hockey East	38	1	9	10	102	--	--	--	--	--	--	--	--	--	--
	United States	WJC	7	1	1	2	6	--	--	--	--	--	--	--	--	--	--
2000-01	Boston College	Hockey East	40	0	20	20	124	--	--	--	--	--	--	--	--	--	--
2001-02	Wilkes-Barre	AHL	78	2	18	20	99	2	1	0	0	72	--	--	--	--	--
2002-03	Wilkes-Barre	AHL	71	4	14	18	105	5	0	0	1	79	6	0	0	0	14
	PITTSBURGH	NHL	6	0	0	0	2	-5	0	0	0	2	--	--	--	--	--
2003-04	PITTSBURGH	NHL	79	1	9	10	127	-36	0	0	0	56	--	--	--	--	--
	Wilkes-Barre	AHL	3	0	0	0	2	1	0	0	0	6	24	0	4	4	53
2004-05	Did Not Play																
2005-06	PITTSBURGH	NHL	64	2	7	9	124	-3	0	0	0	32	--	--	--	--	--
	United States	WC	7	0	0	0	10	0	0	0	0	3	--	--	--	--	--
2006-07	PITTSBURGH	NHL	70	0	6	6	82	4	0	0	0	59	5	0	0	0	8
2007-08	PITTSBURGH	NHL	78	1	10	11	57	11	0	0	0	50	20	0	2	2	18
2008-09	PITTSBURGH	NHL	79	2	17	19	73	10	1	0	0	39	24	0	4	4	22
2009-10	PITTSBURGH	NHL	73	2	23	25	64	6	0	0	0	61	13	0	2	2	12
	United States	Olympics	6	0	0	0	0	--	0	0	0	--	--	--	--	--	--
2010-11	PITTSBURGH	NHL	63	1	12	13	66	12	0	0	0	56	--	--	--	--	--
PIT/NHL TOTALS			512	9	84	93	595	-1	1	0	0	355	62	0	8	8	60

## 44 BROOKS ORPIK • D

GAME # TEAM/ PLAYER	DATE	OPP.	G	A	P	PIM	SHIFTS	TOI	F/O WON	F/O LOST	SHOTS	B/S	Hits	+/-	REMARKS
1/1	10/7	PHI	0	0	0	2	21	15:52	-	-	1	5	4	E	
2/2	10/9	MTL	0	0	0	0	23	18:26	-	-	0	2	4	-2	
3/	10/11	@NJD	-	-	-	-	-	-	-	-	-	-	-	-	INJ
4/	10/13	TOR	-	-	-	-	-	-	-	-	-	-	-	-	INJ
5/	10/15	NYI	-	-	-	-	-	-	-	-	-	-	-	-	INJ
6/	10/16	@PHI	-	-	-	-	-	-	-	-	-	-	-	-	INJ
7/	10/18	OTT	-	-	-	-	-	-	-	-	-	-	-	-	INJ
8/	10/21	@NSH	-	-	-	-	-	-	-	-	-	-	-	-	INJ
9/3	10/23	@STL	0	0	0	2	24	17:59	-	-	1	1	5	E	
10/4	10/27	@TBL	0	1	SH	1	0	25	22:02	-	-	2	1	3	3
11/5	10/29	PHI	0	0	0	0	23	18:26	-	-	1	0	8	-1	
12/6	10/30	@CAR	0	0	0	0	29	25:53	-	-	1	2	4	1	
13/7	11/3	@DAL	0	0	0	0	25	18:40	-	-	0	2	5	-1	
14/8	11/5	@ANA	0	0	0	0	24	19:13	-	-	2	0	4	-1	
15/9	11/6	@PHX	0	0	0	0	26	20:04	-	-	1	2	4	-1	
16/10	11/10	BOS	1	0	1	2	24	20:22	-	-	2	2	4	E	
17/11	11/12	TBL	0	0	0	4	23	20:13	-	-	1	1	5	2	
18/12	11/13	@ATL	0	0	0	4	25	19:18	-	-	0	0	1	E	
19/13	11/15	NYR	0	0	0	0	21	17:49	-	-	0	1	2	1	
20/14	11/17	VAN	0	1	1	0	29	23:38	-	-	1	5	6	1	
21/15	11/19	CAR	0	0	0	0	30	25:14	-	-	1	0	2	E	
22/16	11/22	@FLA	0	0	0	2	25	23:18	-	-	0	6	1	E	
23/17	11/24	@BUF	0	0	0	0	22	22:18	-	-	1	1	1	1	
24/18	11/26	OTT	0	0	0	0	26	20:42	-	-	2	2	2	E	
25/19	11/27	CGY	0	2	SH	2	0	25	24:03	-	-	0	4	3	2
26/20	11/29	@NYR	0	0	0	0	26	23:07	-	-	0	3	6	1	
27/21	12/2	ATL	0	1	1	0	25	21:57	-	-	0	1	2	1	
28/22	12/4	@CBJ	0	0	0	2	24	19:30	-	-	2	0	1	1	
29/23	12/6	NJD	0	0	0	0	22	20:02	-	-	1	0	1	E	
30/24	12/8	TOR	0	1	1	0	25	21:53	-	-	0	1	2	2	
31/25	12/11	@BUF	0	0	0	4	24	20:13	-	-	1	1	2	1	
32/26	12/14	@PHI	0	0	0	0	27	22:05	-	-	0	1	2	-1	
33/27	12/15	NYR	0	1	1	0	20	21:13	-	-	1	1	1	E	
34/28	12/20	PHX	0	0	0	2	23	19:17	-	-	0	2	2	E	
35/29	12/22	FLA	0	0	0	2	21	18:19	-	-	0	3	0	E	
36/30	12/23	@WSH	0	0	0	0	32	26:29	-	-	0	1	9	E	
37/31	12/26	@OTT	0	0	0	0	21	17:54	-	-	3	0	3	-1	
38/32	12/28	ATL	0	0	0	2	28	26:12	-	-	2	2	1	E	
39/33	12/29	@NYI	0	0	0	2	29	22:53	-	-	3	3	2	E	
40/34	1/1	WSH	0	0	0	0	22	19:33	-	-	2	1	2	1	
41/35	1/5	TBL	0	0	0	2	21	18:33	-	-	0	1	0	2	
Half- Season Totals			1	7	8	32	860	20:56	-	-	32	58	104	12	



## 44 BROOKS ORPIK • D

GAME # TEAM/ PLAYER	DATE	OPP.	G	A	P	PIM	SHIFTS	TOI	F/O WON	F/O LOST	SHOTS	B/S	Hits	+/-	REMARKS	
42/36	1/6	@MTL	O	O	O	O	29	25:24	-	-	1	3	2	E		
43/37	1/8	MIN	0	0	0	0	23	21:46	-	-	0	4	3	E		
44/38	1/10	BOS	0	0	0	2	23	20:09	-	-	1	3	3	E		
45/39	1/12	@MTL	0	0	0	2	26	17:06	-	-	1	1	1	E		
46/40	1/15	BOS	0	0	0	0	30	25:43	-	-	2	1	3	1		
47/41	1/18	DET	0	1	1	0	25	21:37	-	-	2	0	0	1		
48/42	1/20	@NJD	0	0	0	0	21	20:58	-	-	0	0	2	-1		
49/43	1/22	CAR	0	1	1	12	26	24:55	-	-	1	3	2	E		
50/44	1/25	NYI	0	0	0	4	22	21:12	-	-	1	0	2	E		
51/45	2/1	@NYR	0	1	1	2	38	24:55	-	-	0	2	7	E		
52/46	2/2	NYI	0	0	0	0	20	20:25	-	-	0	3	2	E		
53/47	2/4	BUF	0	0	0	0	21	18:57	-	-	1	1	6	1		
54/48	2/6	@WSH	0	0	0	0	24	21:16	-	-	0	0	3	E		
55/49	2/8	CBJ	0	0	0	0	25	20:01	-	-	2	2	4	-2		
56/50	2/10	LAK	0	0	0	2	28	23:31	-	-	0	1	5	1		
57/51	2/11	@NYI	0	0	0	2	21	20:27	-	-	1	0	4	-3	500th NHL GAME	
58/52	2/13	@NYR	0	0	0	0	18	14:42	-	-	1	1	5	-1		
59/53	2/16	@COL	0	0	0	0	25	22:15	-	-	3	0	3	E		
60/54	2/20	@CHI	0	1	SH	1	0	24	22:08	-	-	2	1	7	E	
61/55	2/21	WSH	0	0	0	0	26	23:38	-	-	0	3	7	E		
62/56	2/23	SJS	0	0	0	2	9	05:43	-	-	0	1	2	E		
63/	2/25	@CAR	-	-	-	-	-	-	-	-	-	-	-	-	INJ	
64/	2/26	@TOR	-	-	-	-	-	-	-	-	-	-	-	-	INJ	
65/	3/2	@TOR	-	-	-	-	-	-	-	-	-	-	-	-	INJ	
66/	3/4	@NJD	-	-	-	-	-	-	-	-	-	-	-	-	INJ	
67/	3/5	BOS	-	-	-	-	-	-	-	-	-	-	-	-	INJ	
68/	3/8	BUF	-	-	-	-	-	-	-	-	-	-	-	-	INJ	
69/	3/12	MTL	-	-	-	-	-	-	-	-	-	-	-	-	INJ	
70/	3/13	EDM	-	-	-	-	-	-	-	-	-	-	-	-	INJ	
71/	3/15	@OTT	-	-	-	-	-	-	-	-	-	-	-	-	INJ	
72/	3/20	NYR	-	-	-	-	-	-	-	-	-	-	-	-	INJ	
73/	3/21	@DET	-	-	-	-	-	-	-	-	-	-	-	-	INJ	
74/	3/24	@PHI	-	-	-	-	-	-	-	-	-	-	-	-	INJ	
75/	3/25	NJD	-	-	-	-	-	-	-	-	-	-	-	-	INJ	
76/57	3/27	FLA	0	0	0	0	27	20:54	-	-	1	1	4	-1		
77/58	3/29	PHI	0	1	1	0	23	22:38	-	-	0	2	2	1		
78/59	3/31	@TBL	0	0	0	2	25	18:42	-	-	1	1	3	-1		
79/60	4/2	@FLA	0	0	0	0	23	21:03	-	-	1	0	2	E		
80/61	4/5	NJD	0	0	0	0	25	22:07	-	-	1	2	2	2		
81/	4/8	@NYI	0	0	0	4	27	20:58	-	-	0	0	3	1		
82/	4/10	@ATL	0	0	0	0	25	20:31	-	-	1	0	1	1		
Second- Half Totals			0	5	5	34	679	20:51	-	-	24	36	90	0		
Final Totals			1	12	13	66	1539	20:54	-	-	56	94	194	12		

# MIKE RUPP • 17

**Position:** RW**Shoots:** Left**Ht:** 6-5**Wt:** 230**DOB:** 1/13/80**Birthplace:** Cleveland, OH**Acquired:** Signed as an unrestricted free agent on July 1, 2009.
[pittsburghpenguins.com/mikerupp](http://pittsburghpenguins.com/mikerupp)

**2010-11:** Posted 17 points (9+8) and 124 penalty minutes in his second season in Pittsburgh ... Appeared in 81 games ... Physical forward finished third on team and second among forwards with 181 hits ... Broke 100 hits for fifth straight season ... Won the Penguins' "Good Guy" Award, for cooperation with the media, and "Community Service" Award.

**NHL CAREER:** Rugged veteran forward has played in 497 career NHL games with New Jersey, Phoenix, Columbus and Pittsburgh, posting 89 points (49+40) and 656 penalty minutes ... Won Stanley Cup with New Jersey in 2003 as an NHL rookie ... Cup hero scored a goal and added two assists for three points in Cup-clinching 3-0 Game 7 victory against Anaheim (and then-Ducks player Dan Bylsma) ... Has compiled six points (1+5) and 31 penalty minutes in 36 career postseason contests ... Drafted by NY Islanders in first round (ninth overall) of 1998 NHL Entry Draft ... Re-entered draft after not signing with NY Islanders and was selected by New Jersey (76th overall) in 2000 ... Made pro debut with New Jersey on Jan. 13, 2003 vs. Florida on 23rd birthday, scoring two goals in the contest.

**JUNIOR:** Played three seasons in the Ontario Hockey League with Windsor and Erie, collecting 127 points (70+57) and 353 penalty minutes in 185 games ... Started OHL career in 1997-98 with Windsor, totaling 17 points (9+8) and 60 penalty minutes in 38 games with Spitfires ... Finished OHL career with Erie ... Played 147 games and totaled 110 points (61+49) and 293 penalty minutes in Erie.

**PERSONAL:** Enjoys summers in Saegertown, PA ... Lists Napoleon Dynamite as his favorite movie and Big Brother as his favorite TV show ... Enjoys listening to the music of Audio Adrenaline and Hawk Nelson ... Lists trap shooting and spending time with his kids as his hobbies ... Visited Cleveland Browns' training camp and held a fundraiser for the Jennifer Ferraro Foundation during his day with the Stanley Cup in 2003 ... First job was at a local grocery store ... Married to Christi ... The Rupps have one daughter, Madeline, and two sons, Mason and Max ... Signed through 2010-11.

## CAREER VS. NHL

	GP	G	A	PTS	PIM
ANA	11	1	1	2	2
ATL	23	1	4	5	50
BOS	21	4	3	7	23
BUF	22	2	1	3	17
CGY	5	0	0	0	7
CAR	23	5	3	8	22
CHI	11	1	1	2	13
COL	8	0	3	3	8
CBJ	6	1	1	2	13
DAL	6	1	0	1	9
DET	10	0	0	0	12
EDM	7	0	0	0	10
FLA	21	3	3	6	23
LAK	12	0	1	1	22
MIN	9	0	2	2	10
MON	20	2	1	3	14
NSH	8	0	1	1	13
NJD	13	0	0	0	8
NYI	39	4	1	5	78
NYR	37	6	3	9	51
OTT	23	0	4	4	40
PHI	39	6	1	7	85
PHX	8	2	1	3	4
PIT	26	3	1	4	32
SJS	10	1	0	1	9
STL	8	0	1	1	7
TBL	20	3	1	4	14
TOR	21	3	1	4	32
VAN	7	0	1	1	8
WSH	23	0	0	0	20
<b>Totals</b>	<b>497</b>	<b>49</b>	<b>40</b>	<b>89</b>	<b>656</b>

## CAREER HIGHS

**Goals:** 3, 11/30/10 at NYR**Assists:** 2, 4/2/08 vs. BOS**Points:** 3, 11/30/10 at NYR (3G)**SOG:** 6, 1/29/08 vs. PIT**PIM:** 20, 10/25/08 at PHI**Hat Trick:** 1, 11/30/10 at NYR (3)



## CAREER STATISTICS

YEAR	TEAM	LEAGUE	REGULAR SEASON										PLAYOFFS				
			GP	G	A	PTS	PIM	+/-	PP	SH	GW	S	GP	G	A	PTS	PIM
1997-98	Windsor	OHL	38	9	8	17	--	60	--	--	--	--	--	--	--	--	--
	Erie	OHL	26	7	3	10	--	57	--	--	--	--	7	3	1	4	6
1998-99	Erie	OHL	63	22	25	47	102	-2	4	0	3	--	5	0	2	2	25
1999-00	Erie	OHL	58	32	21	53	134	4	10	0	5	--	13	5	5	10	22
2000-01	Albany	AHL	71	10	10	20	63	--	--	--	--	--	--	--	--	--	--
2001-02	Albany	AHL	78	13	17	30	90	-27	3	0	0	--	--	--	--	--	--
2002-03	New Jersey	NHL	26	5	3	8	21	0	2	0	3	34	4	1	3	4	0
	Albany	AHL	47	8	11	19	74	1	1	0	1	110	--	--	--	--	--
2003-04	New Jersey	NHL	51	6	5	11	41	-1	1	0	1	64	--	--	--	--	--
	Phoenix	NHL	6	0	1	1	6	-3	0	0	0	12	--	--	--	--	--
	Danbury	UHL	14	5	5	10	30	4	1	0	0	--	11	3	4	7	38
2005-06	Phoenix	NHL	1	0	0	0	0	0	0	0	0	1	--	--	--	--	--
	Columbus	NHL	39	4	2	6	58	-3	0	0	0	38	--	--	--	--	--
	Syracuse	AHL	3	1	2	3	12	1	0	0	0	--	--	--	--	--	--
2006-07	New Jersey	NHL	76	6	3	9	92	-10	0	0	0	60	9	0	1	1	7
2007-08	New Jersey	NHL	64	3	6	9	58	-8	1	0	0	69	5	0	1	1	2
2008-09	New Jersey	NHL	72	3	6	9	136	-2	0	0	0	76	7	0	0	0	14
2009-10	PITTSBURGH	NHL	81	13	6	19	120	5	0	0	1	87	11	0	0	0	8
2010-11	PITTSBURGH	NHL	81	9	8	17	124	-4	0	0	1	81	--	--	--	--	--
NHL TOTALS			497	49	40	89	656	-26	4	0	6	522	36	1	5	6	31
PITTSBURGH TOTALS			162	22	14	36	244	1	0	0	2	168	11	0	0	0	8

## 17 MIKE RUPP • C

GAME # TEAM/ PLAYER	DATE	OPP.	G	A	P	PIM	SHIFTS	TOI	F/O WON	F/O LOST	SHOTS	B/S	Hits	+/-	REMARKS
1/1	10/7	PHI	0	0	0	0	13	10:31	-	-	0	1	3	-1	
2/2	10/9	MTL	0	0	0	4	15	10:13	-	-	1	0	6	E	
3/3	10/11	@NJD	0	0	0	2	18	12:29	1	1	2	0	2	E	
4/4	10/13	TOR	0	0	0	0	11	10:22	1	0	0	0	1	E	
5/5	10/15	NYI	1	0	1	0	14	10:22	1	1	1	0	2	E	
6/6	10/16	@PHI	0	0	0	7	14	09:06	1	2	2	0	0	E	
7/7	10/18	OTT	0	1	1	5	13	07:48	0	1	0	0	1	E	
8/8	10/21	@NSH	0	0	0	2	12	11:07	1	0	0	0	3	E	
9/9	10/23	@STL	0	0	0	0	16	11:47	2	1	1	0	1	E	
10/10	10/27	@TBL	0	0	0	0	15	11:57	1	1	2	0	2	E	
11/11	10/29	PHI	0	0	0	0	15	11:48	1	0	1	1	3	E	
12/12	10/30	@CAR	0	1	1	0	16	13:06	3	0	0	0	0	1	
13/13	11/3	@DAL	0	0	0	0	18	12:19	3	1	2	0	1	1	
14/14	11/5	@ANA	0	0	0	0	17	13:38	2	0	0	0	5	E	
15/15	11/6	@PHX	0	0	0	0	13	12:07	2	0	1	0	3	E	
16/16	11/10	BOS	0	0	0	0	14	09:03	1	1	0	0	3	-1	
17/17	11/12	TBL	0	1	1	4	15	08:43	-	-	1	0	5	2	
18/18	11/13	@ATL	0	0	0	5	11	07:03	-	-	0	0	2	-1	
19/19	11/15	NYR	0	0	0	0	10	09:39	1	4	2	0	2	E	
20/20	11/17	VAN	0	1	1	4	13	07:07	-	-	0	0	0	1	
21/21	11/19	CAR	0	0	0	0	10	08:56	-	-	1	1	6	E	
22/	11/22	@FLA	-	-	-	-	-	-	-	-	-	-	-	-	DND
23/22	11/24	@BUF	0	0	0	0	10	08:57	-	-	1	0	1	E	
24/23	11/26	OTT	0	0	0	2	9	06:14	2	1	2	0	1	-1	
25/24	11/27	CGY	0	0	0	0	11	08:40	1	1	1	0	2	1	
26/25	11/29	@NYR	0	0	0	5	11	07:37	1	0	0	0	3	-1	
27/26	12/2	ATL	0	0	0	0	12	08:53	2	1	0	0	1	E	
28/27	12/4	@CBJ	1	0	1	7	12	09:43	1	1	3	0	2	1	
29/28	12/6	NJD	0	0	0	0	8	06:35	0	1	0	0	2	E	
30/29	12/8	TOR	0	0	0	7	11	07:30	1	0	0	1	1	E	
31/30	12/11	@BUF	1	0	1	0	12	08:55	-	-	1	1	2	2	
32/31	12/14	@PHI	0	0	0	2	10	07:16	-	-	0	0	1	E	
33/32	12/15	NYR	0	0	0	0	9	07:45	-	-	0	0	2	E	
34/33	12/20	PHX	0	0	0	2	15	10:44	0	1	1	0	1	E	
35/34	12/22	FLA	0	0	0	5	12	08:41	1	3	1	0	1	-1	
36/35	12/23	@WSH	0	0	0	2	8	05:29	0	1	0	0	1	E	
37/36	12/26	@OTT	○	○	○	○	8	07:37	2	0	1	0	0	E	
38/37	12/28	ATL	0	0	0	0	12	09:55	3	2	2	0	2	-1	
39/38	12/29	@NYI	0	0	0	0	9	09:44	1	1	0	1	2	E	
40/39	1/1	WSH	0	0	0	5	8	05:29	0	2	0	0	2	E	
41/40	1/5	TBL	0	0	0	2	17	11:35	-	-	2	0	5	E	
Half- Season Totals			3	4	7	72	497	09:25	36	28	32	6	83	2	

## 17 MIKE RUPP • C

GAME # TEAM/ PLAYER	DATE	OPP.	G	A	P	PIM	SHIFTS	TOI	F/O WON	F/O LOST	SHOTS	B/S	Hits	+/-	REMARKS
42/41	1/6	@MTL	0	0	0	0	8	09:10	1	1	0	1	3	E	
43/42	1/8	MIN	0	0	0	0	11	10:02	0	2	1	1	5	-1	
44/43	1/10	BOS	1	0	1	0	13	11:48	1	0	2	0	6	1	
45/44	1/12	@MTL	0	0	0	0	14	11:20	-	-	1	1	2	-1	
46/45	1/15	BOS	0	0	0	0	14	11:51	0	1	0	0	4	E	
47/46	1/18	DET	0	0	0	4	16	11:05	-	-	2	0	1	-1	
48/47	1/20	@NJD	0	0	0	0	14	10:44	-	-	2	0	0	E	
49/48	1/22	CAR	O	O	O	O	14	13:12	0	1	0	0	3	E	
50/49	1/25	NYI	0	0	0	0	14	12:07	-	-	2	1	3	E	
51/50	2/1	@NYR	1	0	1	0	21	09:41	1	0	2	0	6	1	
52/51	2/2	NYI	0	0	0	11	15	09:37	3	2	1	0	2	E	
53/52	2/4	BUF	0	0	0	0	15	12:10	0	1	2	0	6	E	
54/53	2/6	@WSH	0	0	0	2	17	13:24	-	-	3	0	2	-1	
55/54	2/8	CBJ	0	1	PP	1	0	14:14	-	-	2	0	5	-1	
56/55	2/10	LAK	0	0	0	0	17	15:01	0	2	2	2	4	-1	
57/56	2/11	@NYI	0	0	0	15	7	05:05	1	2	1	0	0	-2	
58/57	2/13	@NYR	0	1	1	0	16	14:28	4	3	0	1	1	1	
59/58	2/16	@COL	0	0	0	0	18	14:56	2	2	4	0	5	E	
60/59	2/20	@CHI	0	0	0	0	16	13:17	1	2	1	0	2	E	
61/60	2/21	WSH	0	0	0	0	16	12:39	2	4	1	0	1	E	
62/61	2/23	SJS	0	0	0	0	14	10:46	1	5	0	0	4	-1	
63/62	2/25	@CAR	0	1	1	2	14	11:39	-	-	1	0	1	-2	
64/63	2/26	@TOR	1	0	1	5	12	09:43	-	-	3	0	2	1	
65/64	3/2	@TOR	0	0	0	0	11	10:29	1	1	3	0	0	1	
66/65	3/4	@NJD	0	0	0	0	12	09:23	-	-	0	0	1	E	
67/66	3/5	BOS	0	0	0	5	11	10:14	0	1	2	0	2	E	
68/67	3/8	BUF	0	0	0	0	10	07:28	-	-	0	0	1	E	
69/68	3/12	MTL	0	0	0	2	14	09:49	-	-	0	0	4	-1	
70/69	3/13	EDM	0	0	0	0	10	07:07	1	0	0	0	2	1	
71/70	3/15	@OTT	0	0	0	2	13	10:00	-	-	2	0	0	E	
72/71	3/20	NYR	0	0	0	0	9	07:08	1	2	1	1	2	-2	
73/72	3/21	@DET	0	0	0	0	11	10:26	2	3	0	0	2	-1	
74/73	3/24	@PHI	0	0	0	0	12	09:22	2	0	0	1	1	E	
75/74	3/25	NJD	0	0	0	0	11	08:20	2	2	1	0	5	E	
76/75	3/27	FLA	0	0	0	0	13	10:03	3	7	0	1	2	E	
77/76	3/29	PHI	0	0	0	0	10	10:02	2	1	0	0	1	E	
78/77	3/31	@TBL	1	0	1	2	10	06:51	1	2	1	0	1	E	
79/78	4/2	@FLA	0	0	0	0	14	11:29	3	0	0	1	3	E	
80/79	4/5	NJD	0	0	0	0	12	11:35	4	2	0	0	0	E	
81/	4/8	@NYI	1	1	2	2	13	07:05	1	0	3	0	2	2	
82/	4/10	@ATL	1	0	1	0	18	13:09	6	3	3	0	1	1	
Second- Half Totals			6	4	10	52	547	10:41	46	52	49	11	98	-6	
Final Totals			9	8	17	124	1044	10:03	82	80	81	17	181	-4	



# JORDAN STAAL • 11

**Position:** C**Shoots:** Left**Ht:** 6-4**Wt:** 220**DOB:** 9/10/88**Birthplace:** Thunder Bay, ON**Acquired:** Drafted by Penguins in the first round (2nd overall) of the 2006 Entry Draft.
[pittsburghpenguins.com/jordanstaal](http://pittsburghpenguins.com/jordanstaal)

**2010-11:** Finished fifth NHL season with 11 goals and 30 points in 42 games ... Missed first 39 games of season with a foot infection (12) and broken hand (27) ... Made season debut in the 2011 NHL Winter Classic at Heinz Field on Jan. 1 ... Led the Penguins in scoring down the stretch run with 30 points (11+19) as the team played without superstars Sidney Crosby and Evgeni Malkin ... Scored a goal in three consecutive games, Jan. 12-18, to tie a career high goal-scoring streak ... Team's top penalty killing forward logged 2:30 shorthanded minutes per game ... Played a career-high 29:04 minutes Feb. 23 vs. San Jose ... Had his streak of consecutive games played (302, second-longest streak in team history) snapped when he missed the opening game of the season with a foot injury.



## CAREER VS. NHL

	GP	G	A	PTS	PIM
ANA	5	1	3	4	0
ATL	16	7	3	10	2
BOS	19	4	8	12	12
BUF	18	5	6	11	4
CGY	3	0	1	1	2
CAR	18	2	5	7	12
CHI	4	2	2	4	2
COL	4	3	2	5	2
CBJ	5	2	0	2	0
DAL	4	3	2	5	6
DET	7	4	3	7	4
EDM	4	1	4	5	2
FLA	17	2	7	9	6
LAK	5	4	0	4	2
MIN	5	0	1	1	7
MON	19	2	7	9	2
NSH	3	2	1	3	2
NJD	32	7	3	10	12
NYI	32	5	8	13	33
NYR	31	8	8	16	28
OTT	17	5	10	15	4
PHI	30	9	3	12	10
PHX	4	0	1	1	6
PIT	-	-	-	-	-
SJS	6	0	2	2	4
STL	3	1	1	2	0
TBL	18	4	6	10	6
TOR	18	6	4	10	10
VAN	3	0	1	1	0
WSH	19	6	1	7	17
<b>Totals</b>	<b>369</b>	<b>95</b>	<b>103</b>	<b>198</b>	<b>197</b>

**NHL CAREER:** Strong two-way centerman posted 198 points (95+103) while playing 369 games in his five-year career ... Durable center played 302 straight regular-season games, second-best mark in franchise history (313, Ron Schock), and had a streak of 358 consecutive contests (including playoffs) ... Played in 60 career postseason games before his 22nd birthday, totaling 24 points (16+8) ... Notched nine playoff points (4+5) in 24 games and scored critical goals in Games 4 and 6 of Stanley Cup Final to help team win its third Stanley Cup in franchise history in 2009 ... In Game 4 against Detroit, tallied a gigantic shorthanded goal to swing momentum to the Penguins ... Was paired against opposing team's top forward combinations throughout the postseason; held Philadelphia sniper Jeff Carter to one goal in six-game opening-round series and brother Eric to one goal in Eastern Conference Finals as Penguins bested Carolina ... Ended the 2008-09 regular season by setting a new career-high scoring streak with points in his final six games, tallying eight total (2+6) from April 1-11 ... Posted his second career hat trick and set a new single-game high in points (4) with three goals and an assist Nov. 11, 2008 at Detroit; scored all three goals in the third period, including game-tying goal with 22.8 seconds left in regulation, and then assisted on the game-winning overtime goal ... Tallied his 100th career point (assist) Feb. 11, 2009 vs. San Jose ... Was finalist for Calder Trophy as Rookie of the Year and named to NHL All-Rookie Team as 18-year-old in 2006-07 ... Made NHL debut shortly after 18th birthday ... Ranked second among NHL rookies with a career high 29 goals, trailing only teammate Evgeni Malkin (33) ... Posted 42 points (29+13) in 81 games ... Set an NHL rookie record and led the league with seven shorthanded goals ... Ranked first on team with plus-16 rating ... Became youngest player in NHL history to score two shorthanded goals in a game and youngest to score on a penalty shot Oct. 21 vs. Columbus ... First player since 1982 to score his first three NHL goals shorthanded ... Became youngest player in NHL history (18 years, 153 days) to record a hat trick when he scored three goals, including the game-winning overtime goal, Feb. 10 vs. Toronto ... Scored 20th goal Feb. 8 vs. Philadelphia and was third-youngest player in NHL history to reach 20-goal mark, trailing only Ted Lindsay and Sidney Crosby.

**INTERNATIONAL:** Invited to Canada's National Men's Team orientation camp for 2010 Olympic Games ... Won gold medal with Team Canada at 2007 World Championships, chipping in two assists in nine games ... Was eligible to play for

## CAREER HIGHS

**Goals:** 3 (2 times), 11/11/08 at DET**Assists:** 3 (1 time), 4/2/11 at FLA**Points:** 4 (1 time), 11/11/08 at DET (3-1)**SOG:** 8 (1 time), 3/10/09 vs. FLA**PIM:** 10 (1 time), 2/1/11 at NYR**Hat Tricks:** 2, 11/11/08 at DET (3G)



Canada at World Junior Championships in 2007 and 2008 but already had made NHL.

**JUNIOR:** Played two seasons for Peterborough Petes of Ontario Hockey League from 2004-06 ... Had 68 points (28+40) in 68 games as 17-year-old in 2005-06 ... Selected to play in OHL All-Star Game and had two assists ... Career totals of 96 points (37+59) in 134 games at Peterborough.

**PERSONAL:** Nickname – “Staalsy” ... Turned 22 on Sept. 10 ... Member of hockey’s first family with brothers Eric and Jared (Carolina) and Marc (NY Rangers) ... Lists the Bell Centre as favorite road arena and Vancouver as favorite road city ... Other favorites include: vacation spot – Wisconsin Dells; food – Pierogies; restaurant – The Keg; Band – Little Big Town; movie – Anchorman; sport other than hockey – golf ... Would like to meet Bobby Orr ... Signed through 2012-13.

## CAREER STATISTICS

YEAR	TEAM	LEAGUE	REGULAR SEASON										PLAYOFFS				
			GP	G	A	PTS	PIM	+/-	PP	SH	GW	S	GP	G	A	PTS	PIM
2004-05	Peterborough	OHL	66	9	19	28	29	1	0	0	--	--	14	5	5	10	16
2005-06	Peterborough	OHL	68	28	40	68	69	16	11	2	--	--	19	10	6	16	16
2006-07	PITTSBURGH	NHL	81	29	13	42	24	16	4	7	4	131	5	3	0	3	2
	Canada	WC	9	0	2	2	0	4	0	0	0	7	--	--	--	--	--
2007-08	PITTSBURGH	NHL	82	12	16	28	55	-5	3	0	4	183	20	6	1	7	14
2008-09	PITTSBURGH	NHL	82	22	27	49	37	5	2	1	3	166	24	4	5	9	8
2009-10	PITTSBURGH	NHL	82	21	28	49	57	19	1	2	1	195	11	3	2	5	6
2010-11	PITTSBURGH	NHL	42	11	19	30	24	7	3	0	4	91	--	--	--	--	--
PIT/NHL TOTALS			369	95	103	198	197	42	13	10	16	766	60	16	8	24	30

## 11 JORDAN STAAL • C

GAME # TEAM/ PLAYER	DATE	OPP.	G	A	P	PIM	SHIFTS	TOI	F/O WON	F/O LOST	SHOTS	B/S	Hits	+/-	REMARKS
1/	10/7	PHI	-	-	-	-	-	-	-	-	-	-	-	-	INJ - FOOT
2/	10/9	MTL	-	-	-	-	-	-	-	-	-	-	-	-	INJ - FOOT
3/	10/11	@NJD	-	-	-	-	-	-	-	-	-	-	-	-	INJ - FOOT
4/	10/13	TOR	-	-	-	-	-	-	-	-	-	-	-	-	INJ - FOOT
5/	10/15	NYI	-	-	-	-	-	-	-	-	-	-	-	-	INJ - FOOT
6/	10/16	@PHI	-	-	-	-	-	-	-	-	-	-	-	-	INJ - FOOT
7/	10/18	OTT	-	-	-	-	-	-	-	-	-	-	-	-	INJ - FOOT
8/	10/21	@NSH	-	-	-	-	-	-	-	-	-	-	-	-	INJ - FOOT
9/	10/23	@STL	-	-	-	-	-	-	-	-	-	-	-	-	INJ - FOOT
10/	10/27	@TBL	-	-	-	-	-	-	-	-	-	-	-	-	INJ - FOOT
11/	10/29	PHI	-	-	-	-	-	-	-	-	-	-	-	-	INJ - FOOT
12/	10/30	@CAR	-	-	-	-	-	-	-	-	-	-	-	-	INJ - FOOT
13/	11/3	@DAL	-	-	-	-	-	-	-	-	-	-	-	-	INJ - HAND
14/	11/5	@ANA	-	-	-	-	-	-	-	-	-	-	-	-	INJ - HAND
15/	11/6	@PHX	-	-	-	-	-	-	-	-	-	-	-	-	INJ - HAND
16/	11/10	BOS	-	-	-	-	-	-	-	-	-	-	-	-	INJ - HAND
17/	11/12	TBL	-	-	-	-	-	-	-	-	-	-	-	-	INJ - HAND
18/	11/13	@ATL	-	-	-	-	-	-	-	-	-	-	-	-	INJ - HAND
19/	11/15	NYR	-	-	-	-	-	-	-	-	-	-	-	-	INJ - HAND
20/	11/17	VAN	-	-	-	-	-	-	-	-	-	-	-	-	INJ - HAND
21/	11/19	CAR	-	-	-	-	-	-	-	-	-	-	-	-	INJ - HAND
22/	11/22	@FLA	-	-	-	-	-	-	-	-	-	-	-	-	INJ - HAND
23/	11/24	@BUF	-	-	-	-	-	-	-	-	-	-	-	-	INJ - HAND
24/	11/26	OTT	-	-	-	-	-	-	-	-	-	-	-	-	INJ - HAND
25/	11/27	CGY	-	-	-	-	-	-	-	-	-	-	-	-	INJ - HAND
26/	11/29	@NYR	-	-	-	-	-	-	-	-	-	-	-	-	INJ - HAND
27/	12/2	ATL	-	-	-	-	-	-	-	-	-	-	-	-	INJ - HAND
28/	12/4	@CBJ	-	-	-	-	-	-	-	-	-	-	-	-	INJ - HAND
29/	12/6	NJD	-	-	-	-	-	-	-	-	-	-	-	-	INJ - HAND
30/	12/8	TOR	-	-	-	-	-	-	-	-	-	-	-	-	INJ - HAND
31/	12/11	@BUF	-	-	-	-	-	-	-	-	-	-	-	-	INJ - HAND
32/	12/14	@PHI	-	-	-	-	-	-	-	-	-	-	-	-	INJ - HAND
33/	12/15	NYR	-	-	-	-	-	-	-	-	-	-	-	-	INJ - HAND
34/	12/20	PHX	-	-	-	-	-	-	-	-	-	-	-	-	INJ - HAND
35/	12/22	FLA	-	-	-	-	-	-	-	-	-	-	-	-	INJ - HAND
36/	12/23	@WSH	-	-	-	-	-	-	-	-	-	-	-	-	INJ - HAND
37/	12/26	@OTT	-	-	-	-	-	-	-	-	-	-	-	-	INJ - HAND
38/	12/28	ATL	-	-	-	-	-	-	-	-	-	-	-	-	INJ - HAND
39/	12/29	@NYI	-	-	-	-	-	-	-	-	-	-	-	-	INJ - HAND
40/1	1/1	WSH	0	0	0	0	18	14:38	11	7	2	0	3	E	2010-11 Debut
41/2	1/5	TBL	0	0	0	0	19	14:06	11	7	0	0	1	2	
Half- Season Totals			0	0	0	0	37	14:22	22	14	2	0	4	2	

## 11 JORDAN STAAL • C

GAME # TEAM/ PLAYER	DATE	OPP.	G	A	P	PIM	SHIFTS	TOI	F/O WON	F/O LOST	SHOTS	B/S	Hits	+/-	REMARKS		
42/3	1/6	@MTL	0	0	0	0	26	19:37	10	12	1	0	1	E			
43/4	1/8	MIN	0	0	0	0	23	21:10	5	16	0	0	0	-1			
44/5	1/10	BOS	0	0	0	2	25	21:59	7	7	3	0	3	-1			
45/6	1/12	@MTL	1	PP	2	2PP	3	0	24	20:08	6	8	2	0	6	E	GWG
46/7	1/15	BOS	1		1		2	0	28	21:31	13	14	4	1	2	1	GWG
47/8	1/18	DET	1		0		1	0	26	22:40	8	12	2	0	1	2	
48/9	1/20	@NJD	0		0		0	0	25	21:02	3	6	2	0	2	-2	
49/10	1/22	CAR	0		1	SH	1	0	27	20:30	9	12	5	2	0	2	
50/11	1/25	NYI	0		0		0	0	22	19:25	5	12	1	0	1	E	
51/12	2/1	@NYR	0		0		0	10	17	12:04	5	10	2	0	1	-2	
52/13	2/2	NYI	0		0		0	2	22	22:01	9	9	3	0	0	1	
53/14	2/4	BUF	0		1		1	0	25	23:32	8	11	3	0	4	1	
54/15	2/6	@WSH	0		0		0	0	24	21:21	4	10	0	0	2	-1	
55/16	2/8	CBJ	0		0		0	0	25	22:25	13	4	1	0	4	-3	
56/17	2/10	LAK	1		0		1	0	27	24:41	10	5	5	1	0	1	GWG
57/18	2/11	@NYI	1	PP	0		1	0	26	27:30	14	15	2	0	1	-1	
58/19	2/13	@NYR	0		1		1	0	26	23:46	7	10	2	0	1	E	
59/20	2/16	@COL	1		1		2	0	26	24:26	5	13	5	0	3	1	
60/21	2/20	@CHI	0		1		1	2	24	20:45	10	13	3	0	2	1	
61/22	2/21	WSH	0		0		0	2	28	25:16	15	14	5	0	2	E	
62/23	2/23	SJS	0		1		1	0	28	29:04	11	11	1	0	1	1	CAREER-HIGH 29:04 TOI
63/24	2/25	@CAR	0		0		0	0	21	18:57	9	10	3	0	1	E	
64/25	2/26	@TOR	0		1	PP	1	0	25	20:22	12	9	2	1	2	-2	
65/26	3/2	@TOR	0		0		0	0	22	18:38	11	7	1	0	1	-1	
66/27	3/4	@NJD	0		0		0	0	23	21:48	7	10	0	1	5	E	
67/28	3/5	BOS	1		0		1	0	24	20:42	10	10	4	0	1	E	
68/29	3/8	BUF	0		1		1	0	27	27:05	14	14	2	0	0	1	
69/30	3/12	MTL	0		0		0	0	22	17:07	10	5	1	0	0	-2	
70/31	3/13	EDM	1		1		2	0	20	18:54	9	8	2	0	1	2	
71/32	3/15	@OTT	1		1		2	0	24	21:13	7	9	1	0	0	3	GWG
72/33	3/20	NYR	1		0		1	0	24	19:12	6	10	6	2	0	1	
73/34	3/21	@DET	0		2	SH	2	2	27	23:00	10	14	2	1	1	2	
74/35	3/24	@PHI	0		0		0	0	29	24:16	10	11	1	0	0	-1	
75/36	3/25	NJD	0		0		0	0	25	23:39	9	10	3	1	3	E	
76/37	3/27	FLA	0		0		0	0	28	22:11	8	13	2	0	5	E	
77/38	3/29	PHI	0		0		0	0	24	23:02	12	6	1	0	1	1	
78/39	3/31	@TBL	0		0		0	0	23	21:58	9	12	2	1	1	-1	
79/40	4/2	@FLA	0		3		3	0	19	16:45	4	10	0	1	2	2	100th NHL ASSIST
80/41	4/5	NJD	1	PP	1		2	2	21	19:11	9	8	2	0	2	E	
81/	4/8	@NYI	0		0		0	2	28	25:13	11	11	2	1	3	E	
82/	4/10	@ATL	-		-		-	-	-	-	-	-	-	-	-	-	DND
Second- Half Totals			11	19	30	24	980	21:42	354	411	89	13	66	5			
Final Totals			11	19	30	24	1017	21:11	376	425	91	13	70	7			

# MAX TALBOT • 25

**Position:** C**Shoots:** Left**Ht:** 5-11**Wt:** 190**DOB:** 2/11/84**Birthplace:** Lemoyne, PQ**Acquired:** Drafted by Penguins in the eighth round (234th overall) of the 2002 Entry Draft.
[pittsburghpenguins.com/maxtalbot](http://pittsburghpenguins.com/maxtalbot)

**2010-11:** Bounced back from an injury-plagued season to appear in all 82 games, posting eight goals and 21 points ... Topped 20 points for fourth time in career ... Important penalty killer is second among forwards with 2:55 shorthanded ice time per game ... Fifth among forwards with 154 hits ... Tied George Ferguson for fourth place on the team's all-time shorthanded goals list after tallying 12th career shorthanded goal Feb. 26 at Toronto ... Recorded 100th career NHL point (goal) Feb. 2 vs. NY Islanders.

**NHL CAREER:** High-energy forward compiled 108 points on 52 goals and 56 assists in 388 career games during his five-year career ... Clutch postseason scorer has 13 goals and 29 points in 59 career playoff games ... Became Stanley Cup hero after scoring both of Pittsburgh's goals, including the Cup-winner, in 2-1 Game 7 Stanley Cup Final victory to help franchise earn its third championship ... Chipped in career high 13 postseason points (8+5) ... Registered six points (4+2) during Stanley Cup Final round against Detroit ... Challenged Philadelphia tough guy Daniel Carcillo to fight in Game 6 in opening-round series; the fight sparked the Penguins, who overcame a 3-0 deficit in the game en route to a 5-3 win, and eliminated their cross-state rivals ... In 2008-09 regular season, topped the 20-point mark for third consecutive season with 22 (12+10) ... Tallied two points (1+1) in his 200th career game in 7-6 overtime win Nov. 11, 2008 at Detroit ... Posted career highs in assists (14), points (26) and plus-minus rating (+8) in 2007-08 despite missing 19 games with ankle injury ... Had career best four-game point streak (4+1) from Oct. 10-19 ... Had nine points (3+6) in 17 playoff games in 2008 ... Scored game-winning goal in Game 2 of Eastern Conference Finals vs. Philadelphia ... Scored late dramatic goal in Game 5 of Stanley Cup Final at Detroit, tying the score, 3-3, with 34 seconds remaining; Penguins won in triple overtime ... Set career high with 13 goals in 2006-07 ... Made NHL debut Oct. 5, 2005 at New Jersey ... Scored first NHL goal Oct. 14, 2005 vs. Philadelphia.

**INTERNATIONAL:** Helped Canada to silver medal at 2004 World Junior Championships, contributing three assists in six games ... Was WJC teammate of Sidney Crosby and Marc-Andre Fleury.

**JUNIOR:** Scored 299 points in 249 career games in the Quebec Major Junior Hockey League ... Scored 104 and 98 points in final two seasons with Hull/Gatineau ... Had 73 assists in 2003-04, ranking second in QMJHL to Sidney Crosby of Rimouski ... Scored 46 goals, 104 points in 69 games in 2002-03 ... Won Guy Lafleur Trophy as MVP of the Quebec league playoffs in 2002-03 and 2003-04.

**PERSONAL:** Nickname – "Talbo" ... Lists Bell Centre as his favorite road arena and Montreal as his favorite road city ... UFC Fighting and football are his favorite sports other than hockey ... Other favorites: vacation – Dominican Republic; food – fondue; restaurant – Bossa Nova; bands – Coldplay and Akon; movie – Gladiator and the Wedding Singer ... Wishes he could have met his grandfather ... Signed through 2010-11.

## CAREER VS. NHL

	GP	G	A	PTS	PIM
ANA	3	0	0	0	0
ATL	21	1	2	3	35
BOS	18	0	2	2	19
BUF	18	1	2	3	6
CGY	5	0	0	0	2
CAR	18	2	3	5	14
CHI	5	2	1	3	0
COL	5	1	1	2	0
CBJ	5	1	1	2	4
DAL	4	0	1	1	2
DET	6	1	1	2	0
EDM	5	3	1	4	0
FLA	19	0	4	4	14
LAK	4	0	0	0	0
MIN	5	0	0	0	4
MON	20	4	4	8	20
NSH	4	1	0	1	22
NJD	34	3	8	11	39
NYI	31	2	5	7	28
NYR	34	6	4	10	22
OTT	17	3	2	5	11
PHI	32	3	5	8	25
PHX	5	2	1	3	4
PIT	-	-	-	-	-
SJS	4	0	0	0	0
STL	4	1	0	1	2
TBL	20	3	4	7	20
TOR	18	6	1	7	13
VAN	5	1	1	2	10
WSH	19	5	2	7	8
<b>Totals</b>	<b>388</b>	<b>52</b>	<b>56</b>	<b>108</b>	<b>324</b>

## CAREER HIGHS

**Goals:** 2 (2 times), 10/13/07 at TOR**Assists:** 2 (2 times), 1/29/08 at NJ**Points:** 2 (11 times), 3/13/11 vs. EDM (1+1)**PIM:** 17 (2 times), 2/11/11 at NYI**SOG:** 5 (5 times), 2/21/11 vs. WAS





CAREER STATISTICS

REGULAR SEASON													PLAYOFFS				
YEAR	TEAM	LEAGUE	GP	G	A	PTS	PIM	+/-	PP	SH	GW	S	GP	G	A	PTS	PIM
2000-01	Rouyn	QMJHL	40	9	15	24	78	--	--	--	--	--	--	--	--	--	--
	Hull	QMJHL	24	6	7	13	60	--	--	--	--	--	5	1	0	1	2
2001-02	Hull	QMJHL	65	24	36	60	174	--	--	--	--	--	12	4	6	10	51
2002-03	Hull	QMJHL	69	46	58	104	130	40	--	--	--	--	20	14	30	44	33
2003-04	Gatineau	QMJHL	51	25	73	98	41	33	--	--	--	--	15	11	16	27	0
	Canada	WJC	6	0	3	3	2	2	--	--	--	--	--	--	--	--	--
2004-05	Wilkes-Barre	AHL	75	7	12	19	62	7	1	0	1	74	11	0	1	1	22
2005-06	PITTSBURGH	NHL	48	5	3	8	59	-12	0	2	1	45	--	--	--	--	--
	Wilkes-Barre	AHL	42	12	20	32	80	12	2	2	0	120	11	3	6	9	16
2006-07	PITTSBURGH	NHL	75	13	11	24	53	-2	0	4	4	88	5	0	1	1	7
	Wilkes-Barre	AHL	5	4	0	4	2	2	1	0	3	15	--	--	--	--	--
2007-08	PITTSBURGH	NHL	63	12	14	26	53	8	0	2	1	80	17	3	6	9	36
2008-09	PITTSBURGH	NHL	75	12	10	22	63	-9	0	2	1	102	24	8	5	13	19
2009-10	PITTSBURGH	NHL	45	2	5	7	30	-9	0	0	0	49	13	2	4	6	11
2010-11	PITTSBURGH	NHL	82	8	13	21	66	-3	0	2	2	117	--	--	--	--	--
PIT/NHL TOTALS			388	52	56	108	324	-27	0	12	9	481	59	13	16	29	73

## 25 MAX TALBOT • C

GAME # TEAM/ PLAYER	DATE	OPP.	G	A	P	PIM	SHIFTS	TOI	F/O WON	F/O LOST	SHOTS	B/S	Hits	+/-	REMARKS	
1/1	10/7	PHI	0	0	0	2	13	10:09	3	4	0	0	1	E		
2/2	10/9	MTL	0	0	0	2	17	13:07	3	6	1	0	1	E		
3/3	10/11	@NJD	0	0	0	0	21	14:25	5	7	2	0	3	E		
4/4	10/13	TOR	1	0	1	0	19	13:22	3	8	1	0	2	1		
5/5	10/15	NYI	0	0	0	0	23	16:12	5	9	1	0	1	E		
6/6	10/16	@PHI	0	0	0	0	20	14:36	7	6	0	1	0	E		
7/7	10/18	OTT	0	0	0	0	22	15:26	8	8	1	0	1	E		
8/8	10/21	@NSH	0	0	0	0	18	13:19	6	7	1	0	0	-1		
9/9	10/23	@STL	0	0	0	0	18	12:48	2	5	1	1	3	E		
10/10	10/27	@TBL	0	0	0	0	19	13:07	9	7	0	1	1	-1		
11/11	10/29	PHI	0	0	0	0	16	14:27	6	7	1	1	2	E		
12/12	10/30	@CAR	1	0	1	2	18	13:23	7	3	1	2	2	1		
13/13	11/3	@DAL	0	1	1	0	19	14:55	5	4	2	1	1	1		
14/14	11/5	@ANA	0	0	0	0	13	11:04	3	6	0	0	1	E		
15/15	11/6	@PHX	0	0	0	0	18	14:10	4	2	2	1	3	-1		
16/16	11/10	BOS	0	0	0	5	19	12:33	6	9	2	0	3	E		
17/17	11/12	TBL	1	1	2	0	20	14:18	6	8	2	0	1	2		
18/18	11/13	@ATL	0	0	0	2	17	12:38	3	1	0	0	0	-1		
19/19	11/15	NYR	0	0	0	0	14	10:46	3	2	1	0	2	E		
20/20	11/17	VAN	1	SH	1	2	0	20	14:25	1	4	2	1	2	2	GWG
21/21	11/19	CAR	0	0	0	0	21	14:26	5	4	2	1	1	-1		
22/22	11/22	@FLA	0	0	0	0	20	15:16	1	10	1	0	2	E		
23/23	11/24	@BUF	0	0	0	6	18	13:27	7	3	0	0	0	E		
24/24	11/26	OTT	0	0	0	0	19	16:51	4	5	2	0	1	E		
25/25	11/27	CGY	0	0	0	0	21	16:55	5	4	0	0	3	E		
26/26	11/29	@NYR	1	0	1	0	19	16:36	2	6	3	0	3	E		
27/27	12/2	ATL	0	0	0	0	21	15:43	5	2	2	1	7	E		
28/28	12/4	@CBJ	0	0	0	0	21	17:47	7	10	1	0	1	1		
29/29	12/6	NJD	0	0	0	0	24	16:24	5	5	0	0	0	E		
30/30	12/8	TOR	0	0	0	0	23	17:42	12	7	0	0	1	-1		
31/31	12/11	@BUF	0	1	1	0	18	15:31	11	3	1	0	1	1		
32/32	12/14	@PHI	0	0	0	2	20	14:44	6	5	2	1	4	E		
33/33	12/15	NYR	0	0	0	0	21	15:01	4	7	0	0	2	-1		
34/34	12/20	PHX	0	1	1	0	21	16:32	5	5	1	2	1	1		
35/35	12/22	FLA	0	1	1	0	18	14:56	5	4	2	0	0	1		
36/36	12/23	@WSH	0	0	0	0	20	17:10	5	3	1	0	2	E		
37/37	12/26	@OTT	0	0	0	0	18	15:49	2	6	0	0	Q	E		
38/38	12/28	ATL	0	0	0	0	19	15:56	6	6	0	0	1	-1		
39/39	12/29	@NYI	0	0	0	0	20	14:21	5	6	1	0	1	E		
40/40	1/1	WSH	0	0	0	2	16	12:55	1	2	2	0	2	-1		
41/41	1/5	TBL	0	0	0	0	19	12:41	6	5	0	0	2	-1		
Half- Season Totals			5	6	11	23	781	14:32	204	221	42	14	65	1		

25

MAX TALBOT • C

GAME # TEAM/ PLAYER	DATE	OPP.	G	A	P	PIM	SHIFTS	TOI	F/O WON	F/O LOST	SHOTS	B/S	Hits	+/-	REMARKS	
42/42	1/6	@MTL	0	0	0	0	19	16:09	8	3	2	2	1	1		
43/43	1/8	MIN	0	0	0	2	17	13:13	3	6	4	0	4	E		
44/44	1/10	BOS	0	0	0	0	18	13:28	5	9	1	0	2	1		
45/45	1/12	@MTL	0	0	0	0	19	14:33	9	9	2	1	3	-1		
46/46	1/15	BOS	0	0	0	0	20	16:21	2	2	3	1	1	E		
47/47	1/18	DET	0	0	0	0	21	14:09	3	8	2	2	1	-1		
48/48	1/20	@NJD	0	0	0	9	19	13:44	13	3	1	0	1	E		
49/49	1/22	CAR	0	0	0	0	21	14:36	4	3	2	0	5	-1		
50/50	1/25	NYI	0	0	0	0	17	17:37	4	2	5	2	1	E		
51/51	2/1	@NYR	0	1	1	0	32	18:23	6	8	3	2	3	1	50th NHL ASSIST	
52/52	2/2	NYI	1	0	1	0	22	17:45	8	2	2	1	3	1	50th NHL GOAL & 100th POINT	
53/53	2/4	BUF	0	0	0	0	19	16:36	9	5	3	0	3	1		
54/54	2/6	@WSH	0	0	0	2	20	15:44	5	8	2	0	3	-1		
55/55	2/8	CBJ	0	0	0	0	21	18:04	13	5	2	0	2	-1		
56/56	2/10	LAK	0	0	0	0	24	19:28	8	6	1	2	1	-1		
57/57	2/11	@NYI	0	0	0	17	20	18:29	8	9	0	4	0	-3		
58/58	2/13	@NYR	0	0	0	0	21	17:20	5	6	1	0	3	1		
59/59	2/16	@COL	0	0	0	0	21	18:15	6	6	0	1	0	-2		
60/60	2/20	@CHI	0	1	SH	1	0	18:22	4	12	0	0	3	1		
61/61	2/21	WSH	0	0	0	0	22	16:20	11	2	5	0	2	E		
62/62	2/23	SJS	0	0	0	0	18	13:28	5	5	0	0	1	-1		
63/63	2/25	@CAR	0	0	0	0	17	14:10	4	7	2	0	2	-1		
64/64	2/26	@TOR	1	SH	0	1	0	18	15:00	2	7	2	0	1	1	12th CAREER SHG
65/65	3/2	@TOR	0	0	0	0	18	15:53	2	5	1	0	3	-1		
66/66	3/4	@NJD	0	0	0	0	18	14:30	0	1	2	0	1	E		
67/67	3/5	BOS	0	1	1	0	18	12:39	1	0	1	1	3	1		
68/68	3/8	BUF	0	0	0	0	14	12:19	4	4	0	0	3	E		
69/69	3/12	MTL	0	0	0	7	14	11:21	1	4	2	0	2	E		
70/70	3/13	EDM	1	1	2	0	16	12:10	7	5	2	0	1	2	GWG	
71/71	3/15	@OTT	0	0	0	0	17	13:50	3	9	3	0	2	E		
72/72	3/20	NYR	0	0	0	0	23	19:11	6	7	1	0	1	E		
73/73	3/21	@DET	0	0	0	0	23	16:48	5	8	0	1	1	E		
74/74	3/24	@PHI	0	0	0	0	20	15:07	4	3	2	2	6	E		
75/75	3/25	NJD	0	0	0	0	23	18:51	3	5	2	2	3	E		
76/76	3/27	FLA	0	0	0	0	20	14:25	6	5	2	0	2	1		
77/77	3/29	PHI	0	0	0	0	19	13:02	4	5	3	1	3	-3		
78/78	3/31	@TBL	0	0	0	0	20	14:22	9	8	2	0	4	E		
79/79	4/2	@FLA	0	1	1	0	20	15:33	0	7	2	0	4	E		
80/80	4/5	NJD	0	1	1	2	19	12:26	2	5	1	0	1	1		
81/	4/8	@NYI	0	0	0	2	25	18:12	8	5	3	0	1	-2		
82/	4/10	@ATL	0	1	1	2	22	17:38	11	9	1	1	1	2		
Second- Half Totals			3	7	10	43	816	15:36	221	228	75	26	88	-4		
Final Totals			8	13	21	66	1597	15:04	425	449	117	40	153	-3		

## ERIC TANGRADI • 26

**Position:** LW**Shoots:** Left**Ht:** 6-4**Wt:** 221**DOB:** 2/10/89**Birthplace:** Philadelphia, PA**Acquired:** From Anaheim with Chris Kunitz for Ryan Whitney on Feb. 26, 2009.
[pittsburghpenguins.com/erictangradi](http://pittsburghpenguins.com/erictangradi)

**2010-11:** Split season between Pittsburgh and Wilkes-Barre/Scranton of the American Hockey League ... Appeared in 15 games for Pittsburgh, posting three points (1+2) ... Notched first NHL point (assist) Oct. 11 at New Jersey, and first NHL goal Oct. 15 vs. NY Islanders ... Missed 16 games late in the season with a concussion ... Played 42 games for WBS, totaling 33 points (18+15), a plus-9 rating and four power-play goals.

**PRO CAREER:** Played 16 career NHL games with Pittsburgh, posting three points (1+2) ... Made his Penguins' and NHL debut in 2009-10, appearing in one game for Pittsburgh ... Played two seasons with Wilkes-Barre/Scranton of the American Hockey League ... Recorded 35 goals, 37 assists and 72 points in 107 games with WBS ... Recorded 39 points (17+22) in 65 contests in 2009-10 ... Led team with eight power-play tallies ... Added two points (1+1) in four postseason games.

**JUNIOR:** Drafted by Anaheim in the second round (42nd overall) of the 2007 NHL Entry Draft ... Played three seasons with Belleville of the Ontario Hockey League, totaling 67 goals, 101 assists and 168 points in 176 career games ... Posted 56 career postseason points (23+33) in 52 contests ... Set career highs in goals (38), assists (50) and points (88) in final season with Bulls (2008-09), and finished eighth in the OHL in scoring.



## CAREER VS. NHL

	GP	G	A	PTS	PIM
ANA	--	--	--	--	--
ATL	1	0	1	1	2
BOS	--	--	--	--	--
BUF	1	0	0	0	0
CGY	--	--	--	--	--
CAR	--	--	--	--	--
CHI	--	--	--	--	--
COL	--	--	--	--	--
CBJ	1	0	0	0	0
DAL	--	--	--	--	--
DET	--	--	--	--	--
EDM	--	--	--	--	--
FLA	--	--	--	--	--
LAK	--	--	--	--	--
MIN	--	--	--	--	--
MON	1	0	0	0	0
NSH	1	0	0	0	0
NJD	1	0	1	1	0
NYI	4	1	0	1	0
NYR	--	--	--	--	--
OTT	1	0	0	0	0
PHI	2	0	0	0	4
PHX	--	--	--	--	--
PIT	--	--	--	--	--
SJS	--	--	--	--	--
STL	1	0	0	0	0
TBL	--	--	--	--	--
TOR	1	0	0	0	2
VAN	--	--	--	--	--
WSH	1	0	0	0	2
<b>Totals</b>	<b>16</b>	<b>1</b>	<b>2</b>	<b>3</b>	<b>10</b>

## CAREER HIGHS

**Goals:** 1 (1 time), 10/15/10 vs. NYI**Assists:** 1 (2 times), 4/10/11 at ATL**Points:** 1 (3 times), 4/10/11 at ATL**SOG:** 4 (1 time), 10/9/10 at MON**PIM:** 4 (1 time), 10/16/10 at PHI





CAREER STATISTICS

YEAR	TEAM	LEAGUE	REGULAR SEASON										PLAYOFFS				
			GP	G	A	PTS	PIM	+/-	PP	SH	GW	S	GP	G	A	PTS	PIM
2006-07	Belleville	OHL	65	5	15	20	32	--	--	--	--	--	15	8	9	17	14
2007-08	Belleville	OHL	56	24	36	60	41	--	--	--	--	--	21	7	11	18	20
2008-09	Belleville	OHL	55	38	50	88	61	--	--	--	--	--	16	8	13	21	12
2009-10	PITTSBURGH	NHL	1	0	0	0	0	0	0	0	0	3	--	--	--	--	--
2010-11	Wilkes-Barre	AHL	65	17	22	39	31	-1	8	0	--	136	4	1	1	2	6
	PITTSBURGH	NHL	15	1	2	3	10	-4	0	0	0	18	--	--	--	--	--
	Wilkes-Barre	AHL	42	18	15	33	88	9	4	0	--	138	--	--	--	--	--
PIT/NHL TOTALS			16	1	2	3	10	-4	0	0	0	21	--	--	--	--	--



## 26 ERIC TANGRADI • LW

GAME # TEAM/ PLAYER	DATE	OPP.	G	A	P	PIM	SHIFTS	TOI	F/O WON	F/O LOST	SHOTS	B/S	Hits	+/-	REMARKS
1/1	10/7	PHI	0	0	0	0	12	11:40	-	-	2	1	2	E	
2/2	10/9	MTL	0	0	0	0	16	13:42	-	-	4	0	5	-1	
3/3	10/11	@NJD	0	1	1	0	20	16:35	1	1	2	0	1	E	FIRST CAREER NHL POINT
4/4	10/13	TOR	0	0	0	2	15	14:54	-	-	1	0	3	-1	
5/5	10/15	NYI	1	0	1	0	12	11:57	-	-	1	1	3	1	FIRST CAREER NHL GOAL
6/6	10/16	@PHI	0	0	0	4	12	10:42	-	-	0	0	1	E	
7/7	10/18	OTT	0	0	0	0	13	09:52	-	-	0	0	2	E	
8/8	10/21	@NSH	0	0	0	0	11	08:56	-	-	1	0	1	E	
9/9	10/23	@STL	0	0	0	0	12	09:01	-	-	1	0	0	E	
10/	10/27	@TBL	-	-	-	-	-	-	-	-	-	-	-	-	WBS
11/	10/29	PHI	-	-	-	-	-	-	-	-	-	-	-	-	WBS
12/	10/30	@CAR	-	-	-	-	-	-	-	-	-	-	-	-	WBS
13/	11/3	@DAL	-	-	-	-	-	-	-	-	-	-	-	-	WBS
14/	11/5	@ANA	-	-	-	-	-	-	-	-	-	-	-	-	WBS
15/	11/6	@PHX	-	-	-	-	-	-	-	-	-	-	-	-	WBS
16/	11/10	BOS	-	-	-	-	-	-	-	-	-	-	-	-	WBS
17/	11/12	TBL	-	-	-	-	-	-	-	-	-	-	-	-	WBS
18/	11/13	@ATL	-	-	-	-	-	-	-	-	-	-	-	-	WBS
19/	11/15	NYR	-	-	-	-	-	-	-	-	-	-	-	-	WBS
20/	11/17	VAN	-	-	-	-	-	-	-	-	-	-	-	-	WBS
21/	11/19	CAR	-	-	-	-	-	-	-	-	-	-	-	-	WBS
22/	11/22	@FLA	-	-	-	-	-	-	-	-	-	-	-	-	WBS
23/	11/24	@BUF	-	-	-	-	-	-	-	-	-	-	-	-	WBS
24/	11/26	OTT	-	-	-	-	-	-	-	-	-	-	-	-	WBS
25/	11/27	CGY	-	-	-	-	-	-	-	-	-	-	-	-	WBS
26/	11/29	@NYR	-	-	-	-	-	-	-	-	-	-	-	-	WBS
27/	12/2	ATL	-	-	-	-	-	-	-	-	-	-	-	-	WBS
28/	12/4	@CBJ	-	-	-	-	-	-	-	-	-	-	-	-	WBS
29/	12/6	NJD	-	-	-	-	-	-	-	-	-	-	-	-	WBS
30/	12/8	TOR	-	-	-	-	-	-	-	-	-	-	-	-	WBS
31/	12/11	@BUF	-	-	-	-	-	-	-	-	-	-	-	-	WBS
32/	12/14	@PHI	-	-	-	-	-	-	-	-	-	-	-	-	WBS
33/	12/15	NYR	-	-	-	-	-	-	-	-	-	-	-	-	WBS
34/	12/20	PHX	-	-	-	-	-	-	-	-	-	-	-	-	WBS
35/	12/22	FLA	-	-	-	-	-	-	-	-	-	-	-	-	WBS
36/	12/23	@WSH	-	-	-	-	-	-	-	-	-	-	-	-	WBS
37/	12/26	@OTT	-	-	-	-	-	-	-	-	-	-	-	-	WBS
38/	12/28	ATL	-	-	-	-	-	-	-	-	-	-	-	-	WBS
39/	12/29	@NYI	-	-	-	-	-	-	-	-	-	-	-	-	WBS
40/	1/1	WSH	-	-	-	-	-	-	-	-	-	-	-	-	WBS
41/	1/5	TBL	-	-	-	-	-	-	-	-	-	-	-	-	WBS
Half- Season Totals			1	1	2	6	123	11:55	1	1	12	2	18	-1	

## 26 ERIC TANGRADI • LW

GAME # TEAM/ PLAYER	DATE	OPP.	G	A	P	PIM	SHIFTS	TOI	F/O WON	F/O LOST	SHOTS	B/S	Hits	+/-	REMARKS
42/	1/6	@MTL	-	-	-	-	-	-	-	-	-	-	-	-	WBS
43/	1/8	MIN	-	-	-	-	-	-	-	-	-	-	-	-	WBS
44/	1/10	BOS	-	-	-	-	-	-	-	-	-	-	-	-	WBS
45/	1/12	@MTL	-	-	-	-	-	-	-	-	-	-	-	-	WBS
46/	1/15	BOS	-	-	-	-	-	-	-	-	-	-	-	-	WBS
47/	1/18	DET	-	-	-	-	-	-	-	-	-	-	-	-	WBS
48/	1/20	@NJD	-	-	-	-	-	-	-	-	-	-	-	-	WBS
49/	1/22	CAR	-	-	-	-	-	-	-	-	-	-	-	-	WBS
50/	1/25	NYI	-	-	-	-	-	-	-	-	-	-	-	-	WBS
51/	2/1	@NYR	-	-	-	-	-	-	-	-	-	-	-	-	WBS
52/10	2/2	NYI	0	0	0	0	14	10:38	-	-	1	1	0	E	
53/11	2/4	BUF	0	0	0	0	12	10:52	-	-	0	0	2	E	
54/12	2/6	@WSH	0	0	0	2	9	05:46	-	-	0	0	1	E	
55/13	2/8	CBJ	0	0	0	0	13	09:41	-	-	2	0	2	-2	
56/	2/10	LAK	-	-	-	-	-	-	-	-	-	-	-	-	WBS
57/14	2/11	@NYI	0	0	0	0	11	10:00	-	-	2	0	2	-2	
58/	2/13	@NYR	-	-	-	-	-	-	-	-	-	-	-	-	INJ
59/	2/16	@COL	-	-	-	-	-	-	-	-	-	-	-	-	INJ
60/	2/20	@CHI	-	-	-	-	-	-	-	-	-	-	-	-	INJ
61/	2/21	WSH	-	-	-	-	-	-	-	-	-	-	-	-	INJ
62/	2/23	SJS	-	-	-	-	-	-	-	-	-	-	-	-	INJ
63/	2/25	@CAR	-	-	-	-	-	-	-	-	-	-	-	-	INJ
64/	2/26	@TOR	-	-	-	-	-	-	-	-	-	-	-	-	INJ
65/	3/2	@TOR	-	-	-	-	-	-	-	-	-	-	-	-	INJ
66/	3/4	@NJD	-	-	-	-	-	-	-	-	-	-	-	-	INJ
67/	3/5	BOS	-	-	-	-	-	-	-	-	-	-	-	-	INJ
68/	3/8	BUF	-	-	-	-	-	-	-	-	-	-	-	-	INJ
69/	3/12	MTL	-	-	-	-	-	-	-	-	-	-	-	-	INJ
70/	3/13	EDM	-	-	-	-	-	-	-	-	-	-	-	-	INJ
71/	3/15	@OTT	-	-	-	-	-	-	-	-	-	-	-	-	INJ
72/	3/20	NYR	-	-	-	-	-	-	-	-	-	-	-	-	INJ
73/	3/21	@DET	-	-	-	-	-	-	-	-	-	-	-	-	INJ
74/	3/24	@PHI	-	-	-	-	-	-	-	-	-	-	-	-	DND
75/	3/25	NJD	-	-	-	-	-	-	-	-	-	-	-	-	DND
76/	3/27	FLA	-	-	-	-	-	-	-	-	-	-	-	-	DND
77/	3/29	PHI	-	-	-	-	-	-	-	-	-	-	-	-	DND
78/	3/31	@TBL	-	-	-	-	-	-	-	-	-	-	-	-	DND
79/	4/2	@FLA	-	-	-	-	-	-	-	-	-	-	-	-	DND
80/	4/5	NJD	-	-	-	-	-	-	-	-	-	-	-	-	DND
81/	4/8	@NYI	-	-	-	-	-	-	-	-	-	-	-	-	DND
82/	4/10	@ATL	0	1	1	2	17	13:44	0	1	1	2	0	1	
Second- Half Totals			0	1	1	4	76	10:07	0	1	6	3	7	-3	
Final Totals			1	2	3	10	199	11:15	1	2	18	5	25	-4	





# PLAYOFF HISTORY

## SECTION FOUR



# PITTSBURGH PENGUINS

## PLAYOFF GAME-BY-GAME RESULTS

**1968 Did Not Qualify For Playoffs****1969 Did Not Qualify For Playoffs****1970 Quarterfinals vs. Oakland (PIT won series, 4-0)**

Apr. 8	Oakland	1	at Pittsburgh	2	W
Apr. 9	Oakland	1	at Pittsburgh	3	W
Apr. 11	Pittsburgh	5	at Oakland	2	W
Apr. 12	Pittsburgh	3	at Oakland	2 (OT)	W

**Semifinals vs. St. Louis (STL won series, 4-2)**

Apr. 19	Pittsburgh	1	at St. Louis	3	L
Apr. 21	Pittsburgh	1	at St. Louis	4	L
Apr. 23	St. Louis	2	at Pittsburgh	3	W
Apr. 26	St. Louis	1	at Pittsburgh	2	W
Apr. 28	Pittsburgh	0	at St. Louis	5	L
Apr. 30	St. Louis	4	at Pittsburgh	3	L

**1971 Did Not Qualify For Playoffs****1972 Quarterfinals vs. Chicago (CHI won series, 4-0)**

Apr. 5	Pittsburgh	1	at Chicago	3	L
Apr. 6	Pittsburgh	2	at Chicago	3	L
Apr. 8	Chicago	2	at Pittsburgh	0	L
Apr. 9	Chicago	6	at Pittsburgh	5 (OT)	L

**1973 Did Not Qualify For Playoffs****1974 Did Not Qualify For Playoffs****1975 Preliminary Round vs. St. Louis (PIT won series, 2-0)**

Apr. 8	St. Louis	3	at Pittsburgh	4	W
Apr. 10	Pittsburgh	5	at St. Louis	3	W

**Quarterfinals vs. NY Islanders (NYI won series, 4-3)**

Apr. 13	NY Islanders	4	at Pittsburgh	5	W
Apr. 15	NY Islanders	1	at Pittsburgh	3	W
Apr. 17	Pittsburgh	6	at NY Islanders	4	W
Apr. 20	Pittsburgh	1	at NY Islanders	3	L
Apr. 22	NY Islanders	4	at Pittsburgh	2	L
Apr. 24	Pittsburgh	1	at NY Islanders	4	L
Apr. 26	NY Islanders	1	at Pittsburgh	0	L

**1976 Preliminary Round vs. Toronto (TOR won series, 2-1)**

Apr. 6	Pittsburgh	1	at Toronto	4	L
Apr. 8	Toronto	0	at Pittsburgh	2	W
Apr. 10	Pittsburgh	0	at Toronto	4	L

**1977 Preliminary Round vs. Toronto (TOR won series, 2-1)**

Apr. 5	Toronto	4	at Pittsburgh	2	L
Apr. 7	Pittsburgh	6	at Toronto	4	W
Apr. 9	Toronto	5	at Pittsburgh	2	L

**1978 Did Not Qualify For Playoffs****1979 Preliminary Round vs. Buffalo (PIT won series, 2-1)**

Apr. 10	Pittsburgh	4	at Buffalo	3	W
Apr. 12	Buffalo	3	at Pittsburgh	1	L
Apr. 14	Pittsburgh	4	at Buffalo	3 (OT)	W

**Quarterfinals vs. Boston (BOS won series, 4-0)**

Apr. 16	Pittsburgh	2	at Boston	6	L
Apr. 18	Pittsburgh	3	at Boston	4	L
Apr. 21	Boston	2	at Pittsburgh	1	L
Apr. 22	Boston	4	at Pittsburgh	1	L

**1980 Preliminary Round vs. Boston (BOS won series, 3-2)**

Apr. 8	Pittsburgh	4	at Boston	2	W
Apr. 10	Pittsburgh	1	at Boston	4	L
Apr. 12	Boston	1	at Pittsburgh	4	W
Apr. 13	Boston	8	at Pittsburgh	3	L
Apr. 14	Pittsburgh	2	at Boston	6	L

**1981 Preliminary Round vs. St. Louis (STL won series, 3-2)**

Apr. 8	Pittsburgh	2	at St. Louis	4	L
Apr. 9	Pittsburgh	6	at St. Louis	4	W
Apr. 11	St. Louis	5	at Pittsburgh	4	L
Apr. 12	St. Louis	3	at Pittsburgh	6	W
Apr. 14	Pittsburgh	3	at St. Louis	4 (2OT)	L

**1982 Preliminary Round vs. NY Islanders (NYI won series, 3-2)**

Apr. 7	Pittsburgh	1	at NY Islanders	8	L
Apr. 8	Pittsburgh	2	at NY Islanders	7	L
Apr. 10	NY Islanders	1	at Pittsburgh	2 (OT)	W
Apr. 11	NY Islanders	2	at Pittsburgh	5	W
Apr. 13	Pittsburgh	3	at NY Islanders	4 (OT)	L

**1983 Did Not Qualify For Playoffs****1984 Did Not Qualify For Playoffs****1985 Did Not Qualify For Playoffs****1986 Did Not Qualify For Playoffs****1987 Did Not Qualify For Playoffs****1988 Did Not Qualify For Playoffs****1989 Patrick Division Semifinals vs. NY Rangers (PIT won series, 4-0)**

Apr. 5	NY Rangers	1	at Pittsburgh	3	W
Apr. 6	NY Rangers	4	at Pittsburgh	7	W
Apr. 8	Pittsburgh	5	at NY Rangers	3	W
Apr. 9	Pittsburgh	4	at NY Rangers	3	W

**Patrick Division Finals vs. Philadelphia (PHI won series, 4-3)**

Apr. 17	Philadelphia	3	at Pittsburgh	4	W
Apr. 19	Philadelphia	4	at Pittsburgh	2	L
Apr. 21	Pittsburgh	4	at Philadelphia	3 (OT)	W
Apr. 23	Pittsburgh	1	at Philadelphia	4	L
Apr. 25	Philadelphia	7	at Pittsburgh	10	W
Apr. 27	Pittsburgh	2	at Philadelphia	6	L
Apr. 29	Philadelphia	4	at Pittsburgh	1	L

**1990 Did Not Qualify For Playoffs**



**1991 Patrick Division Semifinals vs. New Jersey  
(PIT won series, 4-3)**

Apr. 3	New Jersey	3	at Pittsburgh	1	L
Apr. 5	New Jersey	4	at Pittsburgh	5 (OT)	W
Apr. 7	Pittsburgh	4	at New Jersey	3	W
Apr. 9	Pittsburgh	1	at New Jersey	4	L
Apr. 11	New Jersey	4	at Pittsburgh	2	L
Apr. 13	Pittsburgh	4	at New Jersey	3	W
Apr. 15	New Jersey	0	at Pittsburgh	4	W

**Patrick Division Finals vs. Washington  
(PIT won series, 4-1)**

Apr. 17	Washington	4	at Pittsburgh	2	L
Apr. 19	Washington	6	at Pittsburgh	7 (OT)	W
Apr. 21	Pittsburgh	3	at Washington	1	W
Apr. 23	Pittsburgh	3	at Washington	1	W
Apr. 25	Washington	1	at Pittsburgh	4	W

**Prince of Wales Conference Finals vs. Boston  
(PIT won series, 4-2)**

May 1	Pittsburgh	3	at Boston	6	L
May 3	Pittsburgh	4	at Boston	5 (OT)	L
May 5	Boston	1	at Pittsburgh	4	W
May 7	Boston	1	at Pittsburgh	4	W
May 9	Pittsburgh	7	at Boston	2	W
May 11	Boston	3	at Pittsburgh	5	W

**Stanley Cup Finals vs. Minnesota  
(PIT won series, 4-2)**

May 15	Minnesota	5	at Pittsburgh	4	L
May 17	Minnesota	1	at Pittsburgh	4	W
May 19	Pittsburgh	1	at Minnesota	3	L
May 21	Pittsburgh	5	at Minnesota	3	W
May 23	Minnesota	4	at Pittsburgh	6	W
May 25	Pittsburgh	8	at Minnesota	0	W

**1992 Patrick Division Semifinals vs. Washington  
(PIT won series, 4-3)**

Apr. 19	Pittsburgh	1	at Washington	3	L
Apr. 21	Pittsburgh	2	at Washington	6	L
Apr. 23	Washington	4	at Pittsburgh	6	W
Apr. 25	Washington	7	at Pittsburgh	2	L
Apr. 27	Pittsburgh	5	at Washington	2	W
Apr. 29	Washington	4	at Pittsburgh	6	W
May 1	Pittsburgh	3	at Washington	1	W

**Patrick Division Finals vs. NY Rangers  
(PIT won series, 4-2)**

May 3	Pittsburgh	4	at NY Rangers	2	W
May 5	Pittsburgh	2	at NY Rangers	4	L
May 7	NY Rangers	6	at Pittsburgh	5 (OT)	L
May 9	NY Rangers	4	at Pittsburgh	5 (OT)	W
May 11	Pittsburgh	3	at NY Rangers	2	W
May 13	NY Rangers	1	at Pittsburgh	5	W

**Prince of Wales Conference Finals vs. Boston  
(PIT won series, 4-0)**

May 17	Boston	3	at Pittsburgh	4 (OT)	W
May 19	Boston	2	at Pittsburgh	5	W
May 21	Pittsburgh	5	at Boston	1	W
May 23	Pittsburgh	5	at Boston	1	W

**Stanley Cup Finals vs. Chicago  
(PIT won series, 4-0)**

May 26	Chicago	4	at Pittsburgh	5	W
May 28	Chicago	1	at Pittsburgh	3	W
May 30	Pittsburgh	1	at Chicago	0	W
June 1	Pittsburgh	6	at Chicago	5	W

**1993 Patrick Division Semifinals vs. New Jersey  
(PIT won series, 4-1)**

Apr. 18	New Jersey	3	at Pittsburgh	6	W
Apr. 20	New Jersey	0	at Pittsburgh	7	W
Apr. 22	Pittsburgh	4	at New Jersey	3	W
Apr. 25	Pittsburgh	1	at New Jersey	4	L
Apr. 26	New Jersey	3	at Pittsburgh	5	W

**Patrick Division Finals vs. NY Islanders  
(NYI won series, 4-3)**

May 2	NY Islanders	3	at Pittsburgh	2	L
May 4	NY Islanders	0	at Pittsburgh	3	W
May 6	Pittsburgh	3	at NY Islanders	1	W
May 8	Pittsburgh	5	at NY Islanders	6	L
May 10	NY Islanders	3	at Pittsburgh	6	W
May 12	Pittsburgh	5	at NY Islanders	7	L
May 14	NY Islanders	4	at Pittsburgh	3 (OT)	L

**1994 Eastern Conference Quarterfinals vs. Washington  
(WSH won series, 4-2)**

Apr. 17	Washington	5	at Pittsburgh	3	L
Apr. 19	Washington	1	at Pittsburgh	2	W
Apr. 21	Pittsburgh	0	at Washington	2	L
Apr. 23	Pittsburgh	1	at Washington	4	L
Apr. 25	Washington	2	at Pittsburgh	3	W
Apr. 27	Pittsburgh	3	at Washington	6	L

**1995 Eastern Conference Quarterfinals vs. Washington  
(PIT won series, 4-3)**

May 6	Washington	5	at Pittsburgh	4	L
May 8	Washington	3	at Pittsburgh	5	W
May 10	Pittsburgh	2	at Washington	6	L
May 12	Pittsburgh	2	at Washington	6	L
May 14	Washington	5	at Pittsburgh	6 (OT)	W
May 16	Pittsburgh	7	at Washington	1	W
May 18	Washington	0	at Pittsburgh	3	W

**Eastern Conference Semifinals vs. New Jersey  
(NJ won series, 4-1)**

May 20	New Jersey	2	at Pittsburgh	3	W
May 22	New Jersey	4	at Pittsburgh	2	L
May 24	Pittsburgh	1	at New Jersey	5	L
May 26	Pittsburgh	1	at New Jersey	2 (OT)	L
May 28	New Jersey	4	at Pittsburgh	1	L

**1996 Eastern Conference Quarterfinals vs. Washington  
(PIT won series, 4-2)**

Apr. 17	Washington	6	at Pittsburgh	4	L
Apr. 19	Washington	5	at Pittsburgh	3	L
Apr. 22	Pittsburgh	4	at Washington	1	W
Apr. 24	Pittsburgh	3	at Washington	2 (4OT)	W
Apr. 26	Washington	1	at Pittsburgh	4	W
Apr. 28	Pittsburgh	3	at Washington	2	W

**Eastern Conference Semifinals vs. NY Rangers  
(PIT won series, 4-1)**

May 3	NY Rangers	3	at Pittsburgh	4	W
May 5	NY Rangers	6	at Pittsburgh	3	L
May 7	Pittsburgh	3	at NY Rangers	2	W
May 9	Pittsburgh	4	at NY Rangers	1	W
May 11	NY Rangers	3	at Pittsburgh	7	W

**Eastern Conference Finals vs. Florida  
(FLA won series, 4-3)**

May 18	Florida	5	at Pittsburgh	1	L
May 20	Florida	2	at Pittsburgh	3	W
May 24	Pittsburgh	2	at Florida	5	L
May 26	Pittsburgh	2	at Florida	1	W
May 28	Florida	0	at Pittsburgh	3	W
May 30	Pittsburgh	3	at Florida	4	L
June 1	Florida	3	at Pittsburgh	1	L

**1997 Eastern Conference Quarterfinals vs. Philadelphia (PHI won series, 4-1)**

Apr. 17	Pittsburgh	1	at Philadelphia	5	L
Apr. 19	Pittsburgh	2	at Philadelphia	3	L
Apr. 21	Philadelphia	5	at Pittsburgh	3	L
Apr. 23	Philadelphia	1	at Pittsburgh	4	W
Apr. 26	Pittsburgh	3	at Philadelphia	6	L

**1998 Eastern Conference Quarterfinals vs. Montreal (MTL won series, 4-2)**

Apr. 23	Montreal	3	at Pittsburgh	2 (OT)	L
Apr. 25	Montreal	1	at Pittsburgh	4	W
Apr. 27	Pittsburgh	1	at Montreal	3	L
Apr. 29	Pittsburgh	6	at Montreal	3	W
May 1	Montreal	5	at Pittsburgh	2	L
May 3	Pittsburgh	0	at Montreal	3	L

**1999 Eastern Conference Quarterfinals vs. New Jersey (PIT won series, 4-3)**

Apr. 22	Pittsburgh	1	at New Jersey	3	L
Apr. 24	Pittsburgh	4	at New Jersey	1	W
Apr. 25	New Jersey	2	at Pittsburgh	4	W
Apr. 27	New Jersey	4	at Pittsburgh	2	L
Apr. 30	Pittsburgh	3	at New Jersey	4	L
May 2	New Jersey	2	at Pittsburgh	3 (OT)	W
May 4	Pittsburgh	4	at New Jersey	2	W

**Eastern Conference Semifinals vs. Toronto (TOR won series, 4-2)**

May 7	Pittsburgh	2	at Toronto	0	W
May 9	Pittsburgh	2	at Toronto	4	L
May 11	Toronto	3	at Pittsburgh	4	W
May 13	Toronto	3	at Pittsburgh	2 (OT)	L
May 15	Pittsburgh	1	at Toronto	4	L
May 17	Toronto	4	at Pittsburgh	3 (OT)	L

**2000 Eastern Conference Quarterfinals vs. Washington (PIT won series, 4-1)**

Apr. 13	Pittsburgh	7	at Washington	0	W
Apr. 15	Washington	1	at Pittsburgh	2 (OT)	W
Apr. 17	Washington	3	at Pittsburgh	4	W
Apr. 19	Pittsburgh	2	at Washington	3	L
Apr. 21	Pittsburgh	2	at Washington	1	W

**Eastern Conference Semifinals vs. Philadelphia (PHI won series, 4-2)**

Apr. 27	Pittsburgh	2	at Philadelphia	0	W
Apr. 29	Pittsburgh	4	at Philadelphia	1	W
May 2	Philadelphia	4	at Pittsburgh	3 (OT)	L
May 4	Philadelphia	2	at Pittsburgh	1 (5OT)	L
May 7	Pittsburgh	3	at Philadelphia	6	L
May 9	Philadelphia	2	at Pittsburgh	1	L

**2001 Eastern Conference Quarterfinals vs. Washington (PIT won series, 4-2)**

Apr. 12	Pittsburgh	0	at Washington	1	L
Apr. 14	Pittsburgh	2	at Washington	1	W
Apr. 16	Washington	0	at Pittsburgh	3	W
Apr. 18	Washington	4	at Pittsburgh	3 (OT)	L
Apr. 21	Pittsburgh	2	at Washington	1	W
Apr. 23	Washington	3	at Pittsburgh	4 (OT)	W

**Eastern Conference Semifinals vs. Buffalo (PIT won series, 4-3)**

Apr. 26	Pittsburgh	3	at Buffalo	0	W
Apr. 28	Pittsburgh	3	at Buffalo	1	W
Apr. 30	Buffalo	4	at Pittsburgh	1	L
May 2	Buffalo	5	at Pittsburgh	2	L
May 5	Pittsburgh	2	at Buffalo	3 (OT)	L
May 8	Buffalo	2	at Pittsburgh	3 (OT)	W
May 10	Pittsburgh	3	at Buffalo	2 (OT)	W

**Eastern Conference Finals vs. New Jersey (NJ won series, 4-1)**

May 12	Pittsburgh	1	at New Jersey	3	L
May 15	Pittsburgh	4	at New Jersey	2	W
May 17	New Jersey	3	at Pittsburgh	0	L
May 19	New Jersey	5	at Pittsburgh	0	L
May 22	Pittsburgh	2	at New Jersey	4	L

**2002 Did Not Qualify For Playoffs****2003 Did Not Qualify For Playoffs****2004 Did Not Qualify For Playoffs****2005 No Season****2006 Did Not Qualify For Playoffs****2007 Eastern Conference Quarterfinals vs. Ottawa (OTT won series, 4-1)**

Apr. 11	Pittsburgh	3	at Ottawa	6	L
Apr. 14	Pittsburgh	4	at Ottawa	3	W
Apr. 15	Ottawa	4	at Pittsburgh	2	L
Apr. 17	Ottawa	2	at Pittsburgh	1	L
Apr. 19	Pittsburgh	0	at Ottawa	3	L

**2008 Eastern Conference Quarterfinals vs. Ottawa (PIT won series, 4-0)**

Apr. 9	Ottawa	0	at Pittsburgh	4	W
Apr. 11	Ottawa	3	at Pittsburgh	5	W
Apr. 14	Pittsburgh	4	at Ottawa	1	W
Apr. 16	Pittsburgh	3	at Ottawa	1	W

**Eastern Conference Semifinals vs. NY Rangers (PIT won series, 4-1)**

Apr. 25	NY Rangers	4	at Pittsburgh	5	W
Apr. 27	NY Rangers	0	at Pittsburgh	2	W
Apr. 29	Pittsburgh	5	at NY Rangers	3	W
May 1	Pittsburgh	0	at NY Rangers	3	L
May 4	NY Rangers	2	at Pittsburgh	3 (OT)	W

**Eastern Conference Finals vs. Philadelphia (PIT won series, 4-1)**

May 9	Philadelphia	2	at Pittsburgh	4	W
May 11	Philadelphia	2	at Pittsburgh	4	W
May 13	Pittsburgh	4	at Philadelphia	1	W
May 15	Pittsburgh	2	at Philadelphia	4	L
May 18	Philadelphia	0	at Pittsburgh	6	W

**Stanley Cup Final vs. Detroit (DET won series, 4-2)**

May 24	Pittsburgh	0	at Detroit	4	L
May 26	Pittsburgh	0	at Detroit	3	L
May 28	Detroit	2	at Pittsburgh	3	W
May 31	Detroit	2	at Pittsburgh	1	L
June 2	Pittsburgh	4	at Detroit	3 (3OT)	W
June 4	Detroit	3	at Pittsburgh	2	L

**2009 Eastern Conference Quarterfinals vs. Philadelphia**  
**(PIT won series, 4-2)**

Apr. 15	Philadelphia	1	at Pittsburgh	4	W
Apr. 17	Philadelphia	2	at Pittsburgh	3 (OT)	W
Apr. 19	Pittsburgh	3	at Philadelphia	6	L
Apr. 21	Pittsburgh	3	at Philadelphia	1	W
Apr. 23	Philadelphia	3	at Pittsburgh	0	L
Apr. 25	Pittsburgh	5	at Philadelphia	3	W

**Eastern Conference Semifinals vs. Washington**  
**(PIT won series, 4-3)**

May 2	Pittsburgh	2	at Washington	3	L
May 4	Pittsburgh	3	at Washington	4	L
May 6	Washington	2	at Pittsburgh	3 (OT)	W
May 8	Washington	3	at Pittsburgh	5	W
May 9	Pittsburgh	4	at Washington	3 (OT)	W
May 11	Washington	5	at Pittsburgh	4 (OT)	L
May 13	Pittsburgh	6	at Washington	2	W

**Eastern Conference Finals vs. Carolina**  
**(PIT won series, 4-0)**

May 18	Carolina	2	at Pittsburgh	3	W
May 21	Carolina	4	at Pittsburgh	7	W
May 23	Pittsburgh	6	at Carolina	2	W
May 26	Pittsburgh	4	at Carolina	1	W

**Stanley Cup Final vs. Detroit**  
**(PIT won series, 4-3)**

May 30	Pittsburgh	1	at Detroit	3	L
May 31	Pittsburgh	1	at Detroit	3	L
June 2	Detroit	2	at Pittsburgh	4	W
June 4	Detroit	2	at Pittsburgh	4	W
June 6	Pittsburgh	0	at Detroit	5	L
June 9	Detroit	1	at Pittsburgh	2	W
June 12	Pittsburgh	2	at Detroit	1	W

**2010 Eastern Conference Quarterfinals vs. Ottawa**  
**(PIT won series, 4-2)**

Apr. 14	Ottawa	5	at Pittsburgh	4	L
Apr. 16	Ottawa	1	at Pittsburgh	2	W
Apr. 18	Pittsburgh	4	at Ottawa	2	W
Apr. 20	Pittsburgh	7	at Ottawa	4	W
Apr. 22	Ottawa	4	at Pittsburgh	3 (3OT)	L
Apr. 24	Pittsburgh	4	at Ottawa	3 (OT)	W

**Eastern Conference Semifinals vs. Montreal**  
**(MTL won series, 4-3)**

Apr. 30	Montreal	3	at Pittsburgh	6	W
May 2	Montreal	3	at Pittsburgh	1	L
May 4	Pittsburgh	2	at Montreal	0	W
May 6	Pittsburgh	2	at Montreal	3	L
May 8	Montreal	1	at Pittsburgh	2	W
May 10	Pittsburgh	3	at Montreal	4	L
May 12	Montreal	5	at Pittsburgh	2	L

PITTSBURGH PENGUINS PLAYOFF RECORDS

ALL-TIME AGAINST OPPONENTS

OPPONENT	SERIES	W	L	GP	W	L	GF	GA	LAST	SERIES
Washington	8	7	1	49	30	19	164	143	2009	CSF - Won 4-3
New Jersey	5	3	2	29	14	15	80	86	2001	CF - Lost 4-1
Philadelphia	5	2	3	29	14	15	89	91	2009	CQF - Won 4-2
NY Rangers	4	4	0	20	16	4	79	57	2008	CSF - Won 4-1
Boston	4	2	2	19	10	9	67	62	1992	CF - Won 4-0
Ottawa	3	2	1	15	9	6	50	42	2010	CQF - Won 4-2
St. Louis	3	1	2	13	6	7	40	45	1981	PR - Lost 3-2
NY Islanders	3	0	3	19	8	11	58	67	1993	DF - Lost 4-3
Toronto	3	0	3	12	4	8	27	39	1999	CSF - Lost 4-2
Buffalo	2	2	0	10	6	4	26	26	2001	CSF - Won 4-3
Chicago	2	1	1	8	4	4	23	24	1992	F - Won 4-0
Detroit	2	1	1	13	6	7	24	34	2009	F - Won 4-3
Montreal	2	0	2	13	5	8	33	37	2010	CSF - Lost 4-3
Minnesota	1	1	0	6	4	2	28	16	1991	F - Won 4-2
Oakland	1	1	0	4	4	0	13	6	1970	QF - Won 4-0
Florida	1	0	1	7	3	4	15	20	1996	CF - Lost 4-3
Carolina	1	1	0	4	4	0	20	9	2009	CF - Won 4-0
TOTAL	50	28	22	270	147	123	836	804		

COACHES' PLAYOFF RECORDS

COACHES	SERIES	W-L	GAMES	W-L
Scott Bowman	6	5-1	33	23-10
Dan Bylsma	6	5-1	37	23-14
Eddie Johnston	8	3-5	46	22-24
Bob Johnson	4	4-0	24	16-8
Michel Therrien	5	3-2	25	15-10
Ivan Hlinka	3	2-1	18	9-9
Kevin Constantine	3	1-2	19	8-11
Gene Ubriaco	2	1-1	11	7-4
Herb Brooks	2	1-1	11	6-5
Red Kelly	3	1-2	14	6-8
Marc Bolieau	2	1-1	9	5-4
Johnny Wilson	3	1-2	12	4-8
Ken Schinkel	2	0-2	6	2-4
Craig Patrick	1	0-1	5	1-4
TOTAL	50	28-22	264	147-123

RECORDS BY SERIES

SERIES	PLAYED	W-L
Record in Stanley Cup Finals	4	3-1
Record in Semifinals/Conference Finals	7	4-3
Record in Quarterfinals/Division Finals	15	7-8
Record in Preliminary Round/Division Semifinals/ Conference Quarterfinals	23	14-9
Record in Two-Game Series	1	1-0
Record in Three-Game Series	3	1-2
Record in Four-Game Series	8	6-2
Record in Five-Game Series	13	7-6
Record in Six-Game Series	13	7-6
Record in Seven-Game Series	12	7-5

RECORDS BY GAME

	OVERALL	HOME	ROAD
Game One	23-27	16-11	7-16
Game Two	31-19	22-6	9-13
Game Three	31-18	12-10	19-8
Game Four	21-24	8-13	13-13
Game Five	20-18	13-6	7-12
Game Six	13-12	7-5	6-7
Game Seven	7-5	2-5	5-0
TOTAL	147-123	80-55	67-68

MISCELLANEOUS PLAYOFF RECORDS

Years in the Playoffs	24	
Most Consecutive Years	11	1991 to 2001
Most Consecutive Wins	14	5/9/92 to 4/22/93#
Most Consecutive Home Wins	9	5/9/92 to 4/26/93
		4/9/08 to 5/2/08
Most Consecutive Road Wins	6	5/11/92 to 4/22/93
#NHL Record		

## ALL-TIME PLAYOFF RECORDS

## GAMES PLAYED

1. Jagr	140
2. Lemieux	107
3. Stevens	103
4. Barrasso	101
5. Francis	97

## POINTS

1. Lemieux	172
2. Jagr	147
3. Stevens	106
4. Francis	100
5. CROSBY	82

## GOALS

1. Lemieux	76
2. Jagr	65
3. Stevens	46
4. Francis	32
5. CROSBY	30

## ASSISTS

1. Lemieux	96
2. Jagr	82
3. Francis	68
4. Stevens	60
5. Murphy	57

## SHORTHANDED GOALS

1. Lemieux	7
2. Jagr	2
Errey	2
Olczyk	2

## GAME-WINNING GOALS

1. Jagr	14
2. Lemieux	11
3. Stevens	9
Francis	9

## WINS

1. Barrasso	56
2. FLEURY	38
3. Wregget	13
4. Hedberg	9
5. Tugnutt	6

## GOALS-AGAINST AVG.

1. Tugnutt	1.77
2. Binkley	2.09
3. Hedberg	2.30
4. FLEURY	2.52
5. Inness	2.67

## SHUTOUTS

1. Barrasso	6
2. FLEURY	4
3. Hedberg	2
Tugnutt	2
5. Wregget	1
Pietrangelo	1
Plasse	1

## ALL-TIME GOALTENDERS' PLAYOFF RECORDS

PLAYER	GP	MP	GF	GA	ENG	SO	SAVES	GAA	W-L
Jean-Sebastien Aubin	1	1	0	0	0	0	0	0.00	0-0
Jocelyn Thibault	1	8	2	0	0	0	1	0.00	0-0
Wendell Young	1	39	1	1	0	0	10	1.54	0-0
Ron Tugnutt	11	746	29	22	0	2	376	1.77	6-5
Brent Johnson	1	31	2	1	0	0	6	1.94	0-0
Les Binkley	7	428	18	15	0	0	183	2.10	5-2
Johan Hedberg	18	1123	38	43	1	2	439	2.30	9-9
Marc-Andre Fleury	62	3783	190	159	3	4	1785	2.52	38-24
Gary Inness	9	540	27	24	3	0	273	2.67	5-4
Michel Plasse	3	180	3	8	0	1	85	2.67	1-2
Ken Wregget	26	1597	82	78	5	1	816	2.86	13-12
Tom Barrasso	101	5918	334	287	12	6	2523	2.91	56-42
Peter Skudra	1	20	2	1	0	0	10	3.00	0-0
Frank Pietrangelo	5	288	19	15	1	1	133	3.13	4-1
Al Smith	3	180	5	10	0	0	79	3.33	1-2
Denis Herron	10	601	26	35	3	0	298	3.49	3-7
Jim Rutherford	4	240	8	14	0	0	131	3.50	0-4
Greg Millen	10	625	35	40	1	0	297	3.84	4-6
Michel Dion	5	310	13	22	0	0	164	4.26	2-3



# PLAYER RECORDS

## CAREER

Games Played	140	Jaromir Jagr
Goals	76	Mario Lemieux
Assists	96	Mario Lemieux
Points	172	Mario Lemieux
Penalty Minutes	170	Kevin Stevens
Power Play Goals	29	Mario Lemieux
Games Played, Goalie	101	Tom Barrasso
Wins	56	Tom Barrasso
Goals-Against Average	1.77	Ron Tugnutt
Minutes Played	5,918	Tom Barrasso

## PERIOD

Goals	4	4/25/89 vs. Philadelphia	Mario Lemieux*
Assists	3	5/8/95 vs. Washington	Ron Francis
		4/19/91 vs. Washington	Paul Coffey
		4/25/89 vs. Philadelphia	Mario Lemieux
Points	4	4/23/92 vs. Washington	Lemieux (2+2)*
		4/25/89 vs. Philadelphia	Lemieux (4+0)*
Shots	7	4/16/08 at Ottawa	Marian Hossa
		4/11/91 vs. New Jersey	Larry Murphy
Penalties	6	4/13/80 at Boston	Kim Clackson
PIMs	26	4/13/80 at Boston	Kim Clackson
Saves	27	4/21/97 vs. Philadelphia	Ken Wregget

\*NHL record

## SERIES

Goals	9	1989 vs. Philadelphia	Mario Lemieux
Assists	11	1995 vs. Washington	Ron Francis
Points	17	1992 vs. Washington	Mario Lemieux
PIMs	43	1989 vs. NY Rangers	Randy Hillier
		1970 vs. St. Louis	Tracy Pratt

## YEAR

Goals	17	1991	Kevin Stevens
Assists	28	1991	Mario Lemieux
Points	44	1991	Mario Lemieux
Penalty Minutes	66	1989	Phil Bourque
Power-Play Goals	8	1992	Mario Lemieux
Game-Winning Goals	5	1992	Mario Lemieux
Shots	104	2009	Evgeni Malkin
Goals, Defenseman	5	2010	Kris Letang
		1991	Larry Murphy
Assists, Defenseman	18	1991	Larry Murphy
Points, Defenseman	23	1991	Larry Murphy
Saves	686	2009	Marc-Andre Fleury

## GAME

Goals	5	4/25/89 vs. Philadelphia	Mario Lemieux
Assists	4	Eight Times - Last Time	
		4/11/08 vs. Ottawa	Sidney Crosby
Points	8	4/25/89 vs. Philadelphia	Lemieux (5+3)*
Shots	12	4/24/96 at Washington	Jaromir Jagr
		4/29/92 vs. Washington	Kevin Stevens
Penalties	8	4/13/80 at Boston	Kim Clackson
PIMs	32	4/19/70 at St. Louis	Tracy Pratt
Saves	70	5/4/00 vs. Philadelphia	Ron Tugnutt

\*NHL record

## STREAKS

Goals	7 games	4/26/96-5/11/96	Mario Lemieux (10)
		5/3/91-5/17/91	Mario Lemieux (8)
Assists	10 games	4/19/91-5/11/91	Mario Lemieux (16)
Points	15 games	4/13/91-5/17/91	Mario Lemieux (11+18)

# OVERTIME GAMES

DATE	PLAYER	TIME	OPPONENT	GAME #	RESULT	SCORE
4/24/10	Pascal Dupuis	9:56	at Ottawa	Game 6	W	4-3
4/22/10	Matt Carkner	47:06	vs. Ottawa	Game 5	L	3-4
5/11/09	David Steckel	6:22	vs. Washington	Game 6	L	4-5
5/9/09	Evgeni Malkin	3:28	at Washington	Game 5	W	4-3
5/6/09	Kris Letang	11:23	vs. Washington	Game 3	W	3-2
4/17/09	Bill Guerin	18:29	vs. Philadelphia	Game 2	W	3-2
6/2/08	Petr Sykora	49:57	at Detroit	Game 5	W	4-3
5/4/08	Marian Hossa	7:10	vs. NY Rangers	Game 5	W	3-2
5/10/01	Darius Kasparaitis	13:01	at Buffalo	Game 7	W	3-2
5/8/01	Martin Straka	11:29	vs. Buffalo	Game 6	W	3-2
5/5/01	Stu Barnes	8:34	at Buffalo	Game 5	L	2-3
4/23/01	Martin Straka	13:04	vs. Washington	Game 6	W	4-3
4/18/01	Jeff Halpern	4:01	vs. Washington	Game 4	L	3-4
5/4/00	Keith Primeau	92:01	vs. Philadelphia	Game 4	L	1-2
5/2/00	Andy Delmore	11:01	vs. Philadelphia	Game 3	L	3-4
4/15/00	Jaromir Jagr	5:49	vs. Washington	Game 2	W	2-1
5/17/99	Garry Valk	1:58	vs. Toronto	Game 6	L	3-4
5/13/99	Sergei Berezin	2:18	vs. Toronto	Game 4	L	2-3
5/2/99	Jaromir Jagr	8:59	vs. New Jersey	Game 6	W	3-2
4/23/98	Benoit Brunet	18:43	vs. Montreal	Game 1	L	2-3
4/24/96	Petr Nedved	79:15	at Washington	Game 4	W	3-2
5/26/95	Neil Broten	18:36	at New Jersey	Game 4	L	1-2
5/14/95	Luc Robitaille	4:30	vs. Washington	Game 5	W	6-5
5/14/93	David Volek	5:16	vs. NY Islanders	Game 7	L	3-4
5/17/92	Jaromir Jagr	9:44	vs. Boston	Game 1	W	4-3
5/9/92	Ron Francis	2:47	vs. NY Rangers	Game 4	W	5-4
5/7/92	Kris King	1:29	vs. NY Rangers	Game 3	L	5-6
5/3/91	Vladimir Ruzicka	8:14	at Boston	Game 2	L	4-5
4/19/91	Kevin Stevens	8:10	vs. Washington	Game 2	W	7-6
4/5/91	Jaromir Jagr	8:52	vs. New Jersey	Game 2	W	5-4
4/21/89	Phil Bourque	12:08	at Philadelphia	Game 3	W	4-3
4/13/82	John Tonelli	6:10	at NY Islanders	Game 5	L	3-4
4/10/82	Rick Kehoe	4:14	vs. NY Islanders	Game 3	W	2-1
4/14/81	Mike Crombeen	25:16	at St. Louis	Game 5	L	3-4
4/14/79	George Ferguson	0:47	at Buffalo	Game 3	W	4-3
4/9/72	Pit Martin	0:12	vs. Chicago	Game 4	L	5-6
4/12/70	Michel Briere	8:28	at Oakland	Game 4	W	3-2

**OVERALL OVERTIME RECORD: 21-16**

**HOME OVERTIME RECORD: 13-11**

**ROAD OVERTIME RECORD: 8-5**

# PLAYOFF SCORING

PLAYER	GP	G	A	PTS	PIMS
1. Mario Lemieux	107	76	96	172	87
2. Jaromir Jagr	140	65	82	147	121
3. Kevin Stevens	103	46	60	106	170
4. Ron Francis	97	32	68	100	67
5. <b>SIDNEY CROSBY</b>	<b>62</b>	<b>30</b>	<b>52</b>	<b>82</b>	<b>36</b>
6. <b>EVGENI MALKIN</b>	<b>62</b>	<b>29</b>	<b>44</b>	<b>73</b>	<b>89</b>
7. Larry Murphy	74	15	57	72	73
8. Martin Straka	65	19	27	46	30
9. Sergei Gonchar	60	7	37	44	26
10. Mark Recchi	29	10	28	38	33
11. Rick Tocchet	32	15	22	37	68
12. Joe Mullen	62	16	15	31	20
13. <b>MAXIME TALBOT</b>	<b>59</b>	<b>13</b>	<b>16</b>	<b>29</b>	<b>73</b>
14. <b>ALEX KOVALEV</b>	<b>39</b>	<b>11</b>	<b>17</b>	<b>28</b>	<b>40</b>
15. Marian Hossa	20	12	14	26	12
16. Paul Coffey	23	4	22	26	37
17. <b>CHRIS KUNITZ</b>	<b>37</b>	<b>5</b>	<b>20</b>	<b>25</b>	<b>27</b>
18. Phil Bourque	56	13	12	25	107
19. <b>JORDAN STAAL</b>	<b>60</b>	<b>16</b>	<b>8</b>	<b>24</b>	<b>30</b>
20. Bill Guerin	35	11	13	24	17
21. Jan Hrdina	40	10	14	24	22
22. Petr Nedved	23	11	12	23	28
23. <b>KRIS LETANG</b>	<b>52</b>	<b>9</b>	<b>13</b>	<b>22</b>	<b>44</b>
24. Troy Loney	66	8	14	22	97
25. Rick Kehoe	37	4	17	21	2
26. Rob Brown	41	9	10	19	34
27. Robert Lang	45	7	12	19	6
28. Jean Pronovost	29	9	9	18	12
29. Shawn McEachern	48	6	11	17	24
30. Ryan Malone	25	6	10	16	25
31. Ulf Samuelsson	66	4	12	16	123
32. <b>PASCAL DUPUIS</b>	<b>49</b>	<b>4</b>	<b>11</b>	<b>15</b>	<b>30</b>
33. George Ferguson	22	4	11	15	13
34. Sergei Zubov	18	1	14	15	26
35. Rod Schutt	22	8	6	14	26
36. R. Fedotenko	32	7	7	14	8
37. Bryan Trottier	46	7	7	14	57
38. Randy Carlyle	22	6	8	14	41
39. Ron Schock	29	2	12	14	23
40. <b>MATT COOKE</b>	<b>37</b>	<b>5</b>	<b>8</b>	<b>13</b>	<b>44</b>
41. <b>TYLER KENNEDY</b>	<b>58</b>	<b>5</b>	<b>8</b>	<b>13</b>	<b>19</b>
42. Bob Errey	49	9	4	13	51
43. Ron Stackhouse	32	5	8	13	38
44. Jiri Slegr	29	3	10	13	33

PLAYER	GP	G	A	PTS	PIMS
45. Tomas Sandstrom	36	7	5	12	50
46. Paul Stanton	44	2	10	12	66
47. Luc Robitaille	12	7	4	11	26
48. Gregg Sheppard	17	4	7	11	2
49. John Cullen	20	3	8	11	36
50. Jock Callander	22	3	8	11	12
51. Pierre Larouche	15	2	9	11	2
52. Lowell MacDonald	15	6	4	10	8
53. Petr Sykora	27	6	4	10	16
54. Janne Laukkanen	29	4	6	10	24
55. Mark Eaton	42	4	6	10	14
56. Andrew Ference	18	3	7	10	16
57. Alex Goligoski	15	2	8	10	2
58. J.J. Daigneault	17	1	9	10	36
59. Dan Quinn	11	6	3	9	10
60. Bob Kelly	15	6	3	9	23
61. Bryan Smolinski	18	5	4	9	10
62. Aleksey Morozov	39	4	5	9	8
63. Kip Miller	13	2	7	9	19
64. Dave Roche	16	2	7	9	51
65. Colin Campbell	19	2	7	9	51
66. Zarley Zalapski	11	1	8	9	13
67. <b>CRAIG ADAMS</b>	<b>37</b>	<b>5</b>	<b>3</b>	<b>8</b>	<b>31</b>
68. <b>BROOKS ORPIK</b>	<b>62</b>	<b>0</b>	<b>8</b>	<b>8</b>	<b>60</b>
69. Michel Briere	10	5	3	8	17
70. Mike Bullard	9	4	4	8	4
71. Gary Roberts	16	4	4	8	34
72. Syl Apps	19	4	4	8	23
73. Kevin Hatcher	24	4	4	8	20
74. German Titov	11	3	5	8	4
75. Randy Cunneyworth	11	3	5	8	26
76. Greg Malone	18	3	5	8	32
77. Glen Murray	18	2	6	8	10
78. Ryan Whitney	25	2	6	8	31
79. Peter Taglianetti	39	1	7	8	83
80. Rob Scuderi	49	1	7	8	10
81. Peter Lee	19	0	8	8	4
82. Chris Tamer	37	0	8	8	52
83. Ken Schinkel	13	6	1	7	4
84. Vic Hadfield	10	5	2	7	11
85. Mark Johnson	10	4	3	7	6
86. Stu Barnes	11	3	4	7	2
87. Paul Gardner	10	2	5	7	10
88. Dean Prentice	12	2	5	7	8

## PITTSBURGH PENGUINS PLAYOFF SCORING

PLAYER	GP	G	A	PTS	PIMS
89. Scott Young	17	1	6	7	2
90. Ian Moran	61	1	6	7	20
91. Kjell Samuelsson	44	0	7	7	72
92. Tom Barrasso	101	0	7	7	36
93. Gary McAdam	12	3	3	6	9
94. Chuck Arnason	9	2	4	6	4
95. Jiri Hrdina	35	2	4	6	22
96. Miroslav Satan	17	1	5	6	11
97. Mike Ramsey	13	0	6	6	4
98. Orest Kindrachuk	7	4	1	5	7
99. Jeff Daniels	12	3	2	5	0
100. Kevin Miller	18	3	2	5	8
101. Tyler Wright	30	3	2	5	40
102. Ross Lonsberry	17	2	3	5	13
103. A. Ponikarovsky	11	1	4	5	4
104. Norm Maciver	12	1	4	5	8
105. Dave Tippet	12	1	4	5	14
106. Jim Paek	27	1	4	5	8
107. Gord Roberts	43	1	4	5	95
108. Tom Bladon	8	0	5	5	2
109. Jim Johnson	11	0	5	5	44
110. Josef Beranek	29	0	5	5	8
111. Pat Boutette	5	3	1	4	8
112. Nick Harbaruk	14	3	1	4	20
113. Adam Hall	17	3	1	4	8
114. Mario Faubert	10	2	2	4	6
115. Duane Rupp	10	2	2	4	8
116. Darius Kasparaitis	38	2	2	4	50
117. Philippe Boucher	9	1	3	4	4
118. Wayne Primeau	18	1	3	4	2
119. Dave Burrows	20	1	3	4	16
120. Joe Dziedzic	21	1	3	4	23
121. Francois Leroux	33	1	3	4	34
122. Keith McCreary	11	0	4	4	6
123. Fredrik Olausson	11	0	4	4	2
124. Bob Leiter	4	3	0	3	0
125. Jim Hamilton	6	3	0	3	0
126. Eddie Olczyk	11	3	0	3	16
127. Andre St. Laurent	5	2	1	3	8
128. Blair Chapman	10	2	1	3	9
129. Troy Murray	12	2	1	3	12
130. Brad Werenka	19	2	1	3	14
131. Rene Corbet	24	2	1	3	21
132. Jarkko Ruutu	25	2	1	3	36
133. Chris Joseph	25	2	1	3	20
134. Wally Boyer	10	1	2	3	0

PLAYER	GP	G	A	PTS	PIMS
135. Dunc McCallum	10	1	2	3	12
136. Bob Woytowich	10	1	2	3	2
137. Georges Laraque	17	1	2	3	4
138. Jason Woolley	5	0	3	3	0
139. Greg Hotham	5	0	3	3	6
140. Jim Morrison	8	0	3	3	10
141. Russ Anderson	10	0	3	3	28
142. Bryan Hextall	14	0	3	3	43
143. Bob Boughner	29	0	3	3	37
144. Hal Gill	44	0	3	3	18
145. Mike Needham	14	2	0	2	4
146. Stan Gilbertson	3	1	1	2	2
147. Nick Libbitt	5	1	1	2	0
148. Rick MacLeish	5	1	1	2	0
149. Kevin McClelland	5	1	1	2	5
150. Bob Stewart	5	1	1	2	2
151. Dave Michayluk	7	1	1	2	0
152. Pat Price	10	1	1	2	49
153. Brad Lauer	12	1	1	2	4
154. Grant Jennings	38	1	1	2	38
155. Darryl Edestrand	4	0	2	2	0
156. Greg Polis	4	0	2	2	0
157. Michel Ouellet	5	0	2	2	6
158. Glen Sather	10	0	2	2	17
159. Gord Dineen	11	0	2	2	8
160. Val Fonteyne	14	0	2	2	2
161. Matthew Barnaby	24	0	2	2	64
162. <b>MARK LETESTU</b>	<b>4</b>	<b>0</b>	<b>1</b>	<b>1</b>	<b>0</b>
163. John Slaney	2	1	0	1	2
164. Len Barrie	4	1	0	1	8
165. Greg Johnson	5	1	0	1	2
166. Peter Laframboise	9	1	0	1	0
167. Pat Falloon	10	1	0	1	2
168. Greg Andrusak	12	1	0	1	6
169. Bobby Dollas	13	1	0	1	6
170. Dan Kesa	13	1	0	1	0
171. Randy Gilhen	16	1	0	1	14
172. Pete Mahovlich	2	0	1	1	0
173. Don Awrey	3	0	1	1	0
174. Wayne Bianchin	3	0	1	1	6
175. Jacques Cossette	3	0	1	1	4
176. Dave McLlwain	3	0	1	1	0
177. Ed Van Impe	3	0	1	1	2
178. Tim Horton	4	0	1	1	2
179. Al McDonough	4	0	1	1	0
180. Eddie Shack	4	0	1	1	15

## PITTSBURGH PENGUINS PLAYOFF SCORING

PLAYER	GP	G	A	PTS	PIMS
181. Colby Armstrong	5	0	1	1	11
182. Frank Pietrangelo	5	0	1	1	2
183. Gary Rissling	5	0	1	1	4
184. Greg Brown	6	0	1	1	4
185. Barry Wilkins	6	0	1	1	4
186. Marc Chorney	7	0	1	1	2
187. Bob Paradise	7	0	1	1	17
188. Bob McManama	8	0	1	1	6
189. Dennis Owchar	8	0	1	1	6
190. Dave Hannan	8	0	1	1	4
191. Paul Baxter	10	0	1	1	42
192. Tracy Pratt	10	0	1	1	51
193. Alex Hicks	11	0	1	1	4
194. Marc Bergevin	12	0	1	1	2
195. Dmitri Mironov	15	0	1	1	10
196. Randy Hillier	17	0	1	1	73
197. Neil Wilkinson	20	0	1	1	18
198. Ken Wregget	26	0	1	1	9
199. Hans Jonsson	27	0	1	1	14
200. <b>CHRIS CONNER</b>	<b>1</b>	<b>0</b>	<b>0</b>	<b>0</b>	<b>0</b>
201. <b>BRENT JOHNSON</b>	<b>1</b>	<b>0</b>	<b>0</b>	<b>0</b>	<b>0</b>
202. <b>MIKE RUPP</b>	<b>11</b>	<b>0</b>	<b>0</b>	<b>0</b>	<b>8</b>
203. <b>M-A FLEURY</b>	<b>62</b>	<b>0</b>	<b>0</b>	<b>0</b>	<b>4</b>
204. Jean-Sebastien Aubin	1	0	0	0	0
205. Drake Berehowsky	1	0	0	0	0
206. Larry DePalma	1	0	0	0	0
207. Steve Dykstra	1	0	0	0	2
208. Nils Ekman	1	0	0	0	0
209. Maxim Galanov	1	0	0	0	0
210. Mathieu Garon	1	0	0	0	0
211. Steve Gatzos	1	0	0	0	0
212. Tuomas Gronman	1	0	0	0	0
213. Greg Hawgood	1	0	0	0	0
214. Victor Ignatjev	1	0	0	0	2
215. Andreas Johansson	1	0	0	0	0
216. Paul Marshall	1	0	0	0	0
217. Peter Skudra	1	0	0	0	0
218. Jocelyn Thibault	1	0	0	0	0
219. Wendell Young	1	0	0	0	0
220. Richard Zemlak	1	0	0	0	10
221. Mike Corrigan	2	0	0	0	0
222. Chris Dahlquist	2	0	0	0	0
223. Todd Hlushko	2	0	0	0	0
224. Michal Rozsival	2	0	0	0	4
225. Bob Simpson	2	0	0	0	0
226. Lex Hudson	2	0	0	0	0

PLAYER	GP	G	A	PTS	PIMS
227. Craig Muni	3	0	0	0	0
228. Larry Bignell	3	0	0	0	2
229. Brian Bonin	3	0	0	0	0
230. Randy Boyd	3	0	0	0	11
231. Kim Clackson	3	0	0	0	37
232. Corey Foster	3	0	0	0	4
233. Al Smith	3	0	0	0	0
234. Simon Nolet	3	0	0	0	0
235. Ronald Petrovicky	3	0	0	0	2
236. Michel Plasse	3	0	0	0	0
237. Stefan Bergvist	4	0	0	0	2
238. Steve Cardwell	4	0	0	0	2
239. Erik Christensen	4	0	0	0	6
240. Kim Davis	4	0	0	0	0
241. Pat Graham	4	0	0	0	2
242. Richard Park	4	0	0	0	2
243. Jim Rutherford	4	0	0	0	0
244. Mike Stapleton	4	0	0	0	0
245. Dale Tallon	4	0	0	0	4
246. Michel Dion	5	0	0	0	0
247. Jay McKee	5	0	0	0	2
248. Rusty Fitzgerald	5	0	0	0	4
249. Pat Hughes	5	0	0	0	21
250. Dan LaCouture	5	0	0	0	2
251. Josef Melichar	5	0	0	0	2
252. Krzysztof Oliwa	5	0	0	0	16
253. Sean Pronger	5	0	0	0	4
254. Doug Brown	6	0	0	0	2
255. Les Binkley	7	0	0	0	0
256. Bob Blackburn	7	0	0	0	4
257. Martin Sonnenberg	7	0	0	0	0
258. Jordan Leopold	8	0	0	0	2
259. Milan Kraft	8	0	0	0	2
260. Jim McKenzie	8	0	0	0	4
261. Alek Stojanov	9	0	0	0	19
262. Rod Buskas	10	0	0	0	23
263. Dennis Herron	10	0	0	0	5
264. Greg Millen	10	0	0	0	0
265. Peter Popovic	10	0	0	0	10
266. Mike Hudson	11	0	0	0	6
267. Ron Tugnutt	11	0	0	0	2
268. Lew Morrison	13	0	0	0	0
269. Jay Caufield	14	0	0	0	30
270. Bryan Watson	14	0	0	0	38
271. Johan Hedberg	18	0	0	0	0

**BENCH****34**



# TEAM SCORING

## SERIES

### MOST GOALS - BOTH TEAMS

<b>2-Game Series</b>	15	1975	Pgh 9 - StL 6
<b>3-Game Series</b>	23	1977	Tor 13 - Pgh 10
<b>4-Game Series</b>	30	1989	Pgh 19 - NYR 11
<b>5-Game Series</b>	41	1981	Pgh 21 - StL 20
<b>6-Game Series</b>	45	1991	Pgh 27 - Bos 18
<b>7-Game Series</b>	55	1989	Phi 31 - Pgh 24
	55	1995	Pgh 29 - Wsh 26

### MOST GOALS - PITTSBURGH

<b>2-Game Series</b>	9	1975	vs. St. Louis
<b>3-Game Series</b>	10	1977	vs. Toronto
<b>4-Game Series</b>	20	2009	vs. Carolina
<b>5-Game Series</b>	23	1993	vs. New Jersey
<b>6-Game Series</b>	28	1991	vs. Minnesota
<b>7-Game Series</b>	29	1995	vs. Washington

### MOST GOALS - OPPONENTS

<b>2-Game Series</b>	6	1975	by St. Louis
<b>3-Game Series</b>	13	1977	by Toronto
<b>4-Game Series</b>	16	1979	by Boston
<b>5-Game Series</b>	22	1982	by NY Islanders
<b>6-Game Series</b>	20	1994	by Washington
<b>7-Game Series</b>	31	1989	by Philadelphia

### FEWEST GOALS - BOTH TEAMS

<b>2-Game Series</b>	15	1975	Pgh 9 - StL 6
<b>3-Game Series</b>	11	1976	Tor 8 - Pgh 3
<b>4-Game Series</b>	19	1970	Pgh 13 - Oak 6
<b>5-Game Series</b>	24	2001	NJ 17 - Pgh 7
<b>6-Game Series</b>	24	2001	Pgh 14 - Wsh 10
<b>7-Game Series</b>	31	2009	Pgh 14 - Det 17

### FEWEST GOALS - PITTSBURGH

<b>2-Game Series</b>	9	1975	vs. St. Louis
<b>3-Game Series</b>	3	1976	vs. Toronto
<b>4-Game Series</b>	7	1979	vs. Boston
<b>5-Game Series</b>	7	2001	vs. New Jersey
<b>6-Game Series</b>	10	1970	vs. St. Louis
<b>7-Game Series</b>	14	2009	vs. Detroit

### FEWEST GOALS - OPPONENTS

<b>2-Game Series</b>	6	1975	St. Louis
<b>3-Game Series</b>	8	1976	Toronto
<b>4-Game Series</b>	5	2008	Ottawa
<b>5-Game Series</b>	8	2000	Washington
<b>6-Game Series</b>	10	2001	Washington
<b>7-Game Series</b>	17	2001	Buffalo
		2009	Detroit

### MOST POWER-PLAY GOALS

<b>Pittsburgh</b>	11	1992	vs. Washington
<b>Opponents</b>	9	1989	Philadelphia
<b>Both Teams</b>	19	1989	Pgh 10 - Phi 9

### MOST POWER-PLAY CHANCES

<b>Pittsburgh</b>	42	1989	vs. Philadelphia
	42	1995	vs. Washington
<b>Opponents</b>	44	1995	Washington
<b>Both Teams</b>	86	1995	Wsh 44 - Pgh 42

### MOST PENALTIES

<b>Pittsburgh</b>	85	1989	vs. Philadelphia
<b>Opponents</b>	95	1989	Philadelphia
<b>Both Teams</b>	180	1989	Phi 95 - Pgh 85

### FEWEST PENALTIES

<b>Pittsburgh</b>	9	1975	vs. St. Louis
<b>Opponents</b>	14	2009	vs. Detroit
<b>Both Teams</b>	24	1975	StL 15 - Pgh 9

### MOST PENALTY MINUTES

<b>Pittsburgh</b>	242	1989	vs. Philadelphia
<b>Opponents</b>	270	1989	Philadelphia
<b>Both Teams</b>	512	1989	Phi 270 - Pgh 242

### FEWEST PENALTY MINUTES

<b>Pittsburgh</b>	18	1975	vs. St. Louis
<b>Opponents</b>	30	2001	by New Jersey
<b>Both Teams</b>	61	1976	Tor 36 - Pgh 25

PITTSBURGH PENGUINS TEAM RECORDS

GAME

LARGEST MARGIN OF VICTORY

Home	7	4/20/93, 7-0 vs. New Jersey
Road	8	5/25/91, 8-0 at Minnesota

LARGEST MARGIN OF DEFEAT

Home	5	5/19/01, 5-0 vs. New Jersey
	5	4/25/92, 7-2 vs. Washington
	5	4/13/80, 8-3 vs. Boston
Road	7	4/7/82, 8-1 at NY Islanders

MOST GOALS

Both Teams, Home	17	4/25/89, 10-7 win vs. PHI
Both Teams, Road	12	5/12/93, 7-5 loss at NYI
Pittsburgh, Home	10	4/25/89, 10-7 win vs. PHI
Pittsburgh, Road	8	5/25/91, 8-0 win vs. MIN
Opponent, Home	8	4/13/80, 8-3 loss vs. BOS
Opponent, Road	8	4/7/82, 8-1 loss at NYI

MOST POWER-PLAY GOALS

For	4	4/30/10 vs. Montreal 4/29/92 vs. Washington
Against	3	Eight Times, Last 6/6/09 at Detroit
Both Teams	5	4/30/10, Pgh 4 - Mon 1 4/18/01, Pgh 2 - Wsh 3 4/29/92, Pgh 4 - Wsh 1 4/23/92, Pgh 3 - Wsh 2 4/19/91, Pgh 2 - Wsh 3

MOST POWER-PLAY CHANCES

For	12	4/23/92 vs. Washington
Against	11	4/23/92 vs. Washington
Both Teams	23	Pgh 12 - Wsh 11

MOST SHORTHANDED GOALS

For	2	4/23/97 vs. Philadelphia
Against	2	Five Times, Last 4/26/97 at Philadelphia

MOST SHOTS

Pittsburgh, Regulation	53	4/11/08 vs. Ottawa
Pittsburgh, Overtime	65	4/24/96 at Washington
Opponent, Regulation	61	5/4/96 at Florida
Opponent, Overtime	72	5/4/00 vs. Philadelphia

MOST SAVES

Pittsburgh, Regulation	56	5/24/96 at Florida
Pittsburgh, Overtime	70	5/4/00 vs. Philadelphia
Opponent, Regulation	49	4/26/70 by St. Louis
Opponent, Overtime	61	4/24/96 by Washington

FEWEST SHOTS

Pittsburgh	13	5/4/99 at New Jersey
Opponent	16	4/23/70 by St. Louis

FEWEST SAVES

Pittsburgh	14	4/23/70 vs. St. Louis
Opponent	9	5/4/95 at New Jersey

MOST PENALTIES

Both Teams, Home	48	4/6/89, Pgh 25 - NYR 23
Both Teams, Road	37	4/29/00, Pgh 15 - Phi 22
Pittsburgh	25	4/6/89 vs. NY Rangers
Opponent	23	4/6/89 by NY Rangers

FEWEST PENALTIES

Both Teams, Home	5	5/17/01 Pgh 3 - NJ 3
Both Teams, Road	3	5/1/92 Pgh 2 - Wsh 1
Pittsburgh	0	5/13/09 at Washington
Opponents	1	5/22/01 by New Jersey 5/4/99 by New Jersey 5/1/92 by Washington

MOST PENALTY MINUTES

Both Teams, Home	125	4/25/89 Phi 79 - Pgh 46
Both Teams, Road	154	4/29/00 Phi 104 - Pgh 50
Pittsburgh	83	4/19/70 at St. Louis
Opponent	104	4/29/00 at Philadelphia

FEWEST PENALTY MINUTES

Both Teams, Home	10	5/17/01, Pgh 6 - NJ 4
Both Teams, Road	6	5/1/92, Pgh 4 Wsh 2
Pittsburgh	0	5/13/09 at Washington
Opponent	2	5/22/01 by New Jersey 5/4/99 at New Jersey

## PITTSBURGH PENGUINS TEAM RECORDS

## PERIOD

## MOST GOALS

<b>Both Teams, Home</b>	7	4/6/89	Pgh 5 - NYR 2
		4/25/89	Pgh 6 - Phi 1
<b>Both Teams, Road</b>	8	4/20/10	Pgh 5 - Ott 3
		5/8/93	Pgh 4 - NYI - 4
<b>Pittsburgh, Home</b>	6	4/25/89	vs. Philadelphia
<b>Pittsburgh, Road</b>	5	4/20/10	at Ottawa
<b>Opponent, Home</b>	5	4/13/80	vs. Boston
<b>Opponent, Road</b>	4	4/8/82	at NY Islanders
		5/8/93	at NY Islanders

## MOST SHOTS

<b>Pittsburgh, Home</b>	21	4/15/75	vs. NY Islanders
<b>Pittsburgh, Road</b>	20	5/7/96	at NY Rangers
<b>Opponent, Home</b>	28	4/21/97	vs. Philadelphia
<b>Opponent, Road</b>	23	5/24/96	at Florida

## MOST SAVES

<b>Pittsburgh</b>	27	4/21/97	vs. Philadelphia
<b>Opponent</b>	21	4/15/75	by NY Islanders

## FEWEST SAVES

<b>Pittsburgh</b>	1	4/21/01	vs. Washington
		4/19/94	vs. Washington
<b>Opponent</b>	1	6/12/09	at Detroit

## FEWEST SHOTS

<b>Pittsburgh</b>	1	5/19/92	vs. Boston
		6/12/09	at Detroit
<b>Opponent</b>	1	4/21/01	by Washington
		4/19/94	by Washington

## MOST PENALTIES

<b>Both Teams, Home</b>	24	4/6/89	vs. NY Rangers
<b>Both Teams, Road</b>	24	4/29/00	at Philadelphia
<b>Pittsburgh</b>	15	4/29/00	at Philadelphia
<b>Opponent</b>	22	4/29/00	at Philadelphia

## MOST PENALTY MINUTES

<b>Both Teams, Home</b>	84	4/25/89	Phi 51 - Pgh 33
<b>Both Teams, Road</b>	128	4/29/00	Phi 92 - Pgh 36
<b>Pittsburgh, Home</b>	35	5/17/91	vs. Minnesota
<b>Pittsburgh, Road</b>	40	4/19/70	at St. Louis
<b>Opponent, Home</b>	51	4/25/89	vs. Philadelphia
<b>Opponent, Road</b>	92	4/29/00	at Philadelphia

## FASTEST GOALS

## BY ONE PENGUINS PLAYER

<b>Two</b>	0:11	4/17/96 vs. Washington	Petr Nedved
------------	------	------------------------	-------------

## OVERALL BY PENGUINS

<b>Two</b>	0:07	4/13/80 vs. Boston	Ron Stackhouse and Rick Kehoe
<b>Three</b>	1:29	5/10/93 vs. NY Islanders	Mario Lemieux, Rick Tocchet and Larry Murphy
<b>Four</b>	4:52	4/5/89 vs. Philadelphia	Mario Lemieux (3) and Bob Errey

## OVERALL BY OPPONENT

<b>Two</b>	0:25	4/24/75 at NY Islanders	Ed Westfall and Garry Howatt (both ENG)
------------	------	-------------------------	---

## AT START OF GAME

<b>by Penguins</b>	0:15	4/8/81 at St. Louis	Greg Malone
<b>by Opponent</b>	0:14	4/26/97 at Philadelphia	Eric Lindros

## AT START OF PERIOD OTHER THAN FIRST

<b>by Pittsburgh</b>	0:12	4/14/08 at Ottawa	Sidney Crosby
<b>by Opponent</b>	0:06*	4/25/89 vs. Philadelphia	Pelle Eklund

\*NHL record

# TEAM LEADERS

## SHUTOUTS

FOR PITTSBURGH					FOR OPPONENTS				
GOALTENDER	DATE	OPPONENT	SCORE	SAVES	GOALTENDER	DATE	OPPONENT	SCORE	SAVES
Michel Plasse	4/8/76	vs. Toronto	2-0	21	Jacques Plante	4/28/70	at St. Louis	5-0	21
Frank Pietrangelo	4/15/91	vs. New Jersey	4-0	27	Gary Smith	4/8/72	vs. Chicago	2-0	31
Tom Barrasso	4/25/91	at Minnesota	8-0	39	Glenn Resch	4/26/75	vs. NY Islanders	1-0	30
Tom Barrasso	5/30/92	at Chicago	1-0	27	Wayne Thomas	4/9/76	at Toronto	4-0	26
Tom Barrasso	4/20/93	vs. New Jersey	7-0	36	Don Beaupre	4/21/94	at Washington	2-0	27
Tom Barrasso	5/4/93	vs. NY Islanders	3-0	26	Andy Moog	5/3/98	at Montreal	3-0	21
Ken Wregget	5/18/95	vs. Washington	3-0	33	Olaf Kolzig	4/12/01	at Washington	1-0	16
Tom Barrasso	5/28/96	vs. Florida	3-0	28	Martin Brodeur	5/17/01	vs. New Jersey	3-0	20
Tom Barrasso	5/7/99	at Toronto	2-0	20	Martin Brodeur	5/19/01	vs. New Jersey	5-0	21
Ron Tugnutt	4/13/00	at Washington	7-0	32	Ray Emery	4/19/07	at Ottawa	3-0	20
Ron Tugnutt	4/27/00	at Philadelphia	2-0	28	Henrik Lundqvist	5/1/08	at NY Rangers	3-0	29
Johan Hedberg	4/16/01	vs. Washington	3-0	34	Chris Osgood	5/24/08	at Detroit	4-0	19
Johan Hedberg	4/26/01	at Buffalo	3-0	25	Chris Osgood	5/26/08	at Detroit	3-0	22
Marc-Andre Fleury	4/9/08	vs. Ottawa	4-0	26	Martin Biron	4/23/09	vs. Philadelphia	3-0	28
Marc-Andre Fleury	4/27/08	vs. NY Rangers	2-0	26	Chris Osgood	6/6/09	at Detroit	5-0	22
Marc-Andre Fleury	5/18/08	vs. Philadelphia	6-0	21					
Marc-Andre Fleury	5/4/10	at Montreal	2-0	18					

## HAT TRICKS

FOR PITTSBURGH				FOR OPPONENTS			
GOALTENDER	DATE	OPPONENT	GOALTENDER(S)	PLAYER	DATE	OPPONENT	GOALTENDER(S)
Ken Schinkel	4/11/70	at Oakland	Gary Smith	Dino Ciccarelli	4/25/92	vs. Washington	Tom Barrasso/Ken Wregget (2)
Mario Lemieux#	4/25/89	vs. Philadelphia	Ron Hextall	Dirk Graham	5/30/92	at Chicago	Tom Barrasso
Mario Lemieux	4/23/92	vs. Washington	Don Beaupre	Andy Delmore	5/7/00	at Philadelphia	Ron Tugnutt (2)/ Peter Skudra
Ron Francis	5/9/92	vs. NY Rangers	Mike Richter/John Vanbiesbrouck (2)	Alex Ovechkin	5/4/09	at Washington	Marc-Andre Fleury
Kevin Stevens*	5/21/92	at Boston	Andy Moog				
Mario Lemieux	5/11/96	vs. NY Rangers	Mike Richter				
Jaromir Jagr	5/11/96	vs. NY Rangers	Mike Richter				
Martin Straka	4/25/99	at New Jersey	Martin Brodeur				
Sidney Crosby	5/4/09	at Washington	Semyon Varlamov				
Evgeni Malkin	5/21/09	vs. Carolina	Cam Ward				

\*Four goals      #Five Goals, NHL record

## PENALTY SHOTS

FOR PITTSBURGH				
PLAYER	DATE	OPPONENT	GOALTENDER(S)	RESULT
Jaromir Jagr	5/11/92	vs. NY Rangers	John Vanbiesbrouck	GOAL
Shawn McEachern	5/13/92	vs. NY Rangers	John Vanbiesbrouck	No Goal
Aleksey Morozov	4/23/98	vs. Montreal	Andy Moog	No Goal
Martin Straka	5/2/01	vs. Buffalo	Dominik Hasek	No Goal
Evgeni Malkin	5/1/08	at NY Rangers	Henrik Lundqvist	No Goal
FOR OPPONENTS				
PLAYER	DATE	OPPONENT	GOALTENDER(S)	RESULT
Michal Pivonka	5/10/95	at Washington	Tom Barrasso	No Goal
Joe Juneau	4/24/96	at Washington	Ken Wregget	No Goal

# OPPONENT PLAYOFF LEADERS

## SCORING LEADERS

PLAYER	TEAM(S)	GP	G	A	PTS	PIM
Peter Bondra	Washington	39	19	12	31	8
Michal Pivonka	Washington	31	8	18	26	60
Calle Johansson	Washington	35	8	18	26	14
Dale Hunter	Washington	27	7	17	24	87
Joe Juneau	Washington	18	5	17	22	14
Ray Bourque	Boston	14	4	14	18	29
Mike Ridley	Washington	18	3	15	18	4
Dimitri Khristich	Washington	25	6	10	16	25
Tim Kerr	Phil./NY Rangers	11	1	15	16	2
Brian Leetch	NY Rangers	15	4	12	16	6

## GOALTENDING LEADERS

PLAYER	TEAM(S)	GP	MP	GA	SO	GAA	W-L
Carey Price	Montreal	1	14	0	0	0.00	0-0
Glenn Resch	NY Islanders	4	240	4	1	1.00	4-0
Jacques Plante	St. Louis	3	180	4	1	1.33	2-1
Chris Osgood	Detroit	13	767	23	3	1.80	7-6
Brian Boucher	Philadelphia	6	463	14	0	1.80	4-2
Wayne Thomas	Toronto	5	300	9	1	1.80	3-2
Martin Brodeur	New Jersey	17	1042	33	2	1.90	11-6
Ray Emery	Ottawa	5	299	10	1	2.01	4-1
Curtis Joseph	Toronto	6	363	13	0	2.15	4-2
Gerry Cheevers	Boston	9	540	20	0	2.22	7-2
Dominik Hasek	Chicago/Buffalo	7	453	17	0	2.25	3-4
Olaf Kolzig	Washington	18	1044	42	1	2.41	6-11
Gary Smith	Oakland/Chicago	5	308	13	1	2.53	1-4
Jaroslav Halak	Montreal	7	403	17	0	2.53	4-3
Henrik Lundqvist	NY Rangers	5	303	14	1	2.78	1-4
Pascal Leclaire	Ottawa	3	211	10	0	2.84	1-2
Martin Biron	Philadelphia	11	673	34	1	3.03	3-8
Jose Theodore	Washington	1	38	2	0	3.16	0-0
Martin Gerber	Ottawa	4	239	14	0	3.51	0-4
Semyon Varlamov	Washington	7	400	25	0	3.75	3-4
Brian Elliott	Ottawa	4	203	14	0	4.14	1-2
Cam Ward	Carolina	4	237	17	0	4.30	0-4











CONSOL Energy Center • 1001 Fifth Avenue • Pittsburgh, PA 15219  
PHONE: 412.642.1300 • FAX: 412.255.1980 • MEDIA RELATIONS FAX: 412.255.1980