



2011-12

PITTSBURGH PENGUINS
MEDIA GUIDE



**A GREAT DAY
FOR HOCKEY™**

Real help
from a
real person.



HIGHMARK HEALTH COACHES

Highmark makes getting answers to your health questions easy. One call puts you in touch with your Highmark Health Coach — a real person who is able to provide answers to all of your questions and help you have an informed discussion with your doctor. They'll even check back with a follow-up call after your appointment. So if you're a Highmark member, call 1-888-BLUE-428 and talk to a real person who makes a real difference in getting you back to what you love to do.



Helping you

HAVE A GREATER HAND IN YOUR HEALTH®

Coverage subject to the terms of your benefits program.
An Independent Licensee of the Blue Cross and Blue Shield Association.

TABLE OF CONTENTS



PITTSBURGH PENGUINS®

CONSOL Energy Center • 1001 Fifth Avenue • Pittsburgh, PA 15219
PHONE: 412.642.1300 • FAX: 412.255.1980 • MEDIA RELATIONS FAX: 412.255.1980

COVER PHOTOS:

Gregory Shamus/Pittsburgh Penguins

Joe Sargent/Pittsburgh Penguins

SEATING CHART 6

CONSOL ENERGY CENTER 7

TEAM INFORMATION 9

Mario Lemieux	10
Ron Burkle	10
David Morehouse	11
Travis Williams	11
Ray Shero	12
Jason Botterill	12
Dan Bylsma	13
Tony Granato	14
Todd Reirden	14
Gilles Meloche	14
Tom Fitzgerald	15
Dan MacKinnon	15
Jay Heinbuck	16
Randy Sexton	16
Derek Clancey	17
Bill Guerin	17
Mike Bales	17
John Hynes	18
Alain Nasreddine	18

EQUIPMENT STAFF 19

MEDICAL/TRAINING STAFF 19

HOCKEY SUPPORT STAFF 19

SCOUTING STAFF 20

STAFF DIRECTORY 21

WILKES-BARRE/SCRANTON 22

WHEELING 23

PLAYERS 25

2010-11 FINAL SEASON STATS	26
2010-11 TRANSACTIONS	27
2010-11 MAN GAMES LOST	29
CRAIG ADAMS • 27	30
ARRON ASHAM • 45	32
MATT COOKE • 24	34
SIDNEY CROSBY • 87	36
PASCAL DUPUIS • 9	38
DERYK ENGELLAND • 5	40
MARC-ANDRE FLEURY • 29	42
DUSTIN JEFFREY • 15	44
BRENT JOHNSON • 1	46
NICK JOHNSON • 28	48
TYLER KENNEDY • 48	50
CHRIS KUNITZ • 14	52
KRIS LETANG • 58	54
MARK LETESTU • 10	56
BEN LOVEJOY • 6	58
STEVE MACINTYRE • 33	60
EVGENI MALKIN • 71	62
PAUL MARTIN • 7	64
ZBYNEK MICHALEK • 4	66
JAMES NEAL • 18	68
MATT NISKANEN • 2	70
BROOKS ORPIK • 44	72

RICHARD PARK • 12	74
ALEXANDRE PICARD • 54	76
JORDAN STAAL • 11	78
STEVE SULLIVAN • 26	80
ERIC TANGRADI • 25	82
JASON WILLIAMS • 19	84
ROBERT BORTUZZO	86
RYAN CRAIG	87
SIMON DESPRES	88
BRIAN GIBBONS	89
ALEX GRANT	90
PATRICK KILLEEN	91
COLIN MCDONALD	92
MATTIAS MODIG	93
SCOTT MUNROE	94
NICK PETERSEN	95
PHILIP SAMUELSSON	96
ZACH SILL	97
CARL SNEEP	98
BRIAN STRAIT	99
BRAD THIESSEN	100
PAUL THOMPSON	101
BORIS VALABIK	102
KEVEN VEILLEUX	103
JOE VITALE	104

IN THE SYSTEM 105



OPPONENTS	111	ALL-TIME TEAM BUILDERS	174	PLAYER RECORDS	220
ANAHEIM DUCKS	112	HONORABLE MENTIONS	175	Season	220
BOSTON BRUINS	114	Randy Carlyle • 25	175	Month	221
BUFFALO SABRES	116	Rick Tocchet • 22	175	Game	221
CALGARY FLAMES	118	Martin Straka • 82	175	Period	221
CAROLINA HURRICANES	120	Ron Stackhouse • 3	175	Goaltenders	222
CHICAGO BLACKHAWKS	122	Lowell MacDonald • 18	175	STREAKS	224
COLORADO AVALANCHE	124	OPENERS	176	Overall	224
COLUMBUS BLUE JACKETS	126	Home (22-14-7)	176	Home	224
DALLAS STARS	128	Road (18-17-8)	176	Road	224
DETROIT RED WINGS	130	SEASON RECORDS	177	MONTH BY MONTH	226
EDMONTON OILERS	132	Overall	177	OVERTIME	227
FLORIDA PANTHERS	134	Home	178	All-Time Overtime Record	227
LOS ANGELES KINGS	136	Road	179	All-Time Overtime vs. Each Team	228
MINNESOTA WILD	138	FORMER PENGUINS	180	Wins	228
MONTREAL CANADIENS	140	Forwards/Defenseemen	180	Losses	230
NASHVILLE PREDATORS	142	Goaltenders	193	Overtime Scoring	233
NEW JERSEY DEVILS	144	GOALTENDERS	196	SHOOTOUT	234
NEW YORK ISLANDERS	146	All-Time Statistics	196	All-Time Record	234
NEW YORK RANGERS	148	TEAM OPERATIONS	198	All-Time vs. Each Team	234
OTTAWA SENATORS	150	General Managers	198	All-Time Results	234
PHILADELPHIA FLYERS	152	Head Coaches	198	All-Time Record	236
PHOENIX COYOTES	154	COACHES YEARLY	199	Penguins Goalies	236
SAN JOSE SHARKS	156	CAPTAINS, PRESIDENTS, SCOUTS	204	Penguins Shooters	237
ST. LOUIS BLUES	158	ALL TIME LEADERS	205	Opponent Goalies	237
TAMPA BAY LIGHTNING	160	Games Played	205	HAT TRICKS	238
TORONTO MAPLE LEAFS	162	Goals	205	Hat Tricks Against	241
VANCOUVER CANUCKS	164	Assists	205	SPECIAL TEAMS	244
WASHINGTON CAPITALS	166	Points	206	Power Play	244
WINNIPEG JETS	168	Power-Play Goals	206	Penalty Kill	244
HISTORY	171	Game-Winning Goals	206	PENALTY SHOTS	245
TRIB TOTAL MEDIA ALL-TIME TEAM	172	Shorthanded Goals	207	Opponent Penalty Shots	246
Mario Lemieux • 66	172	Shots	207	SHUTOUTS	248
Ron Francis • 10	172	Shooting Percentage	207	Shutouts Against	250
Jaromir Jagr • 68	172	Overtime Goals	207	FASTEST GOALS	254
Rick Kehoe • 17	172	Consecutive Games Played	207	Teams	254
Keven Stevens • 25	172	Power-Play Points/Assists (Season)	208	Individuals	255
Jean Pronovost • 19	173	Games by a Goaltender	208	DRAFT PICKS ALL-TIME	256
Paul Coffey • 77	173	Victories	208	MELLON ARENA RECORDS	263
Larry Murphy • 55	173	Shutouts	208	Team Records	263
Ulf Samuelsson • 5	173	SEASON LEADERS	209	Individual Records	263
Tom Barrasso • 35	173	Goals	209	COMEBACKS	264
Syl Apps • 26	173	Assists	209	HISTORIC DATES	265
Joe Mullen • 7	174	Points	210	UNIFORM HISTORY	272
Dave Burrows • 4	174	GW Goals	210	UNIFORM NUMBERS	275
Les Binkley • 30	174	PP Goals	211	HONORS/AWARDS	278
Pierre Larouche • 10	174	SH Goals	211	ALL-STAR GAME	280
		Penalty Mins	212	ATTENDANCE	282
		Shots	212	Regular Season	282
		Plus/Minus	213	Playoffs	283
		G.A.A.	213	TRAINING CAMP	284
		Shutouts	214	TEAM AWARDS	285
		Wins	214		
		TEAM RECORDS	215		
		Season	215		
		Games	217		
		Period	219		



1967-68	288
1968-69	290
1969-70	292
1970-71	294
1971-72	296
1972-73	298
1973-74	300
1974-75	302
1975-76	304
1976-77	306
1977-78	308
1978-79	310
1979-80	312
1980-81	314
1981-82	316
1982-83	318
1983-84	320
1984-85	322
1985-86	324
1986-87	326
1987-88	328
1988-89	330
1989-90	332
1990-91	334
1991-92	336
1992-93	338
1993-94	340
1994-95	342
1995-96	344
1996-97	346
1997-98	348
1998-99	350
1999-00	352
2000-01	354
2001-02	356
2002-03	358
2003-04	360
2005-06	362
2006-07	364
2007-08	366
2008-09	368
2009-10	370
2010-11	372

PLAYOFF HISTORY 375

THREE TIME STANLEY CUP CHAMPIONS	376
----------------------------------	-----

PLAYOFF GAME-BY-GAME RESULTS	377
------------------------------	-----

PLAYOFF RECORDS	381
All-Time Against Opponents	381
Coaches' Playoff Records	381
Records by Game	381
Records by Series	381
Miscellaneous Playoff Records	381
All-Time Playoff Records	382
All-Time Goaltenders' Playoff Records	382

PLAYER RECORDS	383
Career	383
Period	383
Series	383
Year	383
Game	383
Streaks	383

OVERTIME GAMES	384
----------------	-----

PLAYOFF SCORING	385
-----------------	-----

TEAM RECORDS	388
Series	388
Game	389
Period	390
Fastest Goals	390

TEAM LEADERS	391
Shutouts	391
Hat Tricks	391
Penalty Shots	391

OPPONENT PLAYOFF LEADERS	392
Scoring Leaders	392
Goaltending Leaders	392

MEDIA INFORMATION 393

ROOT SPORTS BROADCAST TEAM	397
Paul Steigerwald	397
Bob Errey	397

PENGUINS RADIO NETWORK	397
Mike Lange	397
Phil Bourque	397

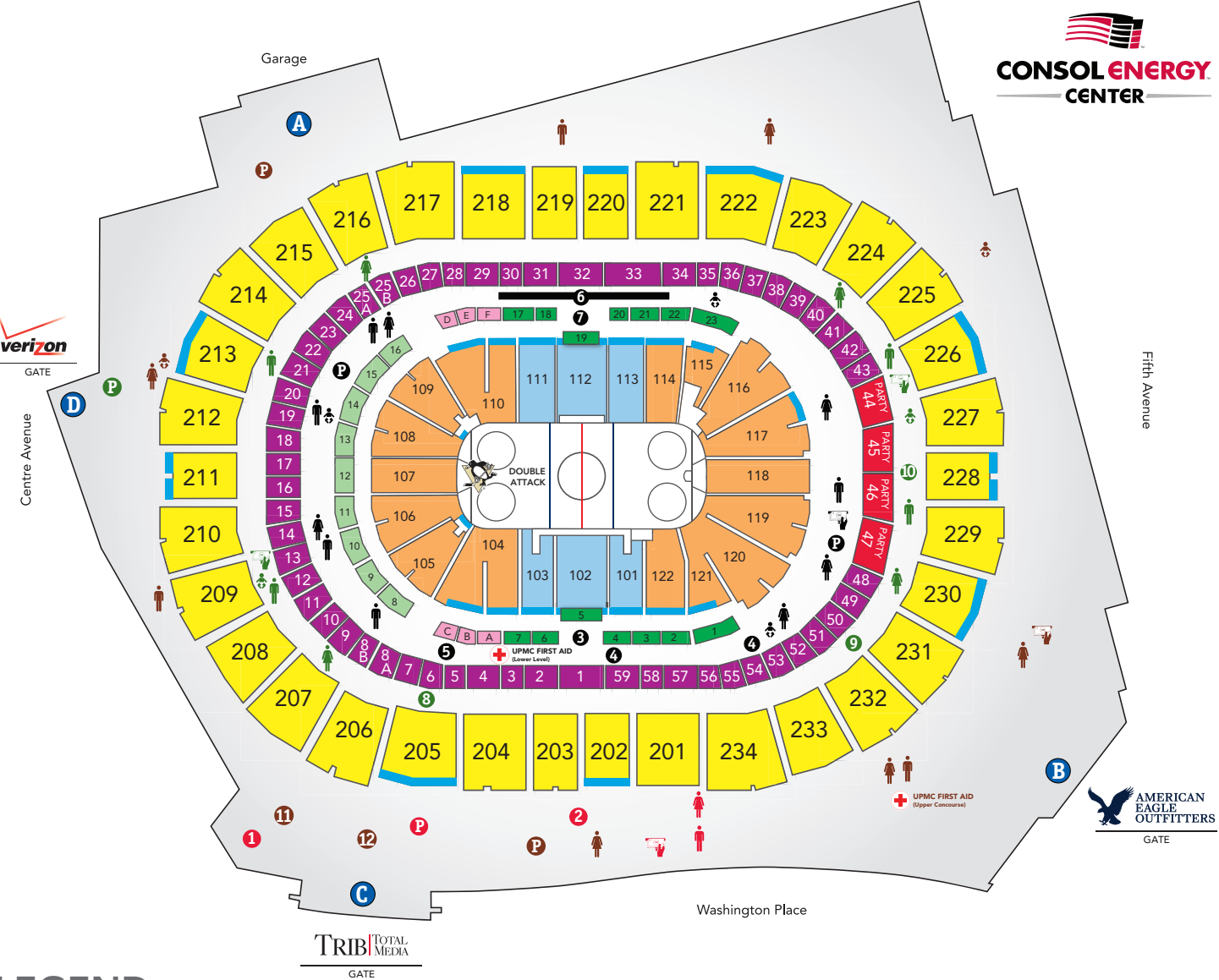
2011.12 CRITICAL DATES 398

2011.12 HOCKEY OPERATIONS 399

2011-12 ON-ICE OFFICIALS 402

2011.12 SCHEDULE 404

SEATING CHART



LEGEND

<div></div> CLUB LOGE BOXES	<div>A</div> GARAGE ENTRY	TRIB TOTAL MEDIA GATE	PNC LEGENDS LEVEL
<div></div> LOGE BOXES	<div>B</div> AMERICAN EAGLE OUTFITTERS GATE	<div>1</div> TRIB TOTAL MEDIA ALL-TIME TEAM ZONE AND INTERACTIVE STANLEY CUP DISPLAY	<div>8</div> LEXUS CLUB
<div></div> CANADIAN CLUB PARTY SUITES	<div>C</div> TRIB TOTAL MEDIA GATE	<div>2</div> DICK'S SPORTING GOODS BOX OFFICE AND WILL CALL	<div>9</div> CAL U CONFERENCE CENTER
<div></div> PNC LEGENDS LEVEL SUITES	<div>D</div> VERIZON GATE	FEDEX LEVEL	<div>10</div> CANADIAN CLUB PARTY SUITES
<div></div> CLUB SUITES	<div>P P P P</div> PENSGEAR STORES	<div>3</div> FIRST NIAGARA CLUB	<div></div> PNC ATM
<div></div> CLUB SEATING	<div></div> FIRST NIAGARA ATM	<div>4</div> BAYER MS SCIENCE & SPORTS EXHIBITS	UPPER CONCOURSE
<div></div> UPPER LEVEL SEATING	<div></div> MEN'S RESTROOMS	<div>5</div> GUEST SERVICES	<div>11</div> MILLER LITE BREWHOUSE
<div></div> FEDEX LEVEL SEATING	<div></div> WOMEN'S RESTROOMS	<div></div> UPMC FIRST AID	<div>12</div> SMOKEHOUSE
<div></div> ACCESSIBLE SEATING	<div></div> FAMILY RESTROOMS	<div>6</div> HIGHMARK WALL OF CHAMPIONS AND HIGHMARK KIDS ZONE	<div></div> UPMC FIRST AID
		<div>7</div> CAPTAIN MORGAN CLUB	

CONSOL ENERGY CENTER



**CONSOL
ENERGY
CENTER**



CONSOL (kun-S AHL) Energy Center opened in August, 2010 as Pittsburgh's new multi-purpose entertainment venue — home of the NHL's Pittsburgh Penguins as well as other professional and collegiate sports, concerts, children's shows, skating shows and more.

It replaced the old Civic Arena/Mellon Arena, which had operated since 1961 and was home of the Penguins from their inception in 1967. It was the oldest arena in the National Hockey League.

"CONSOL Energy Center represents an exciting new era for the city, the region and the Pittsburgh Penguins," said David Morehouse, CEO and President of the hockey team. "With open concourses, comfortable seating, cutting-edge technology, a state-of-the-art scoreboard and sound system, and an extensive array of food and beverage options, it is a spectacular symbol for the Pittsburgh of the 21st century."

Among the highlights of the new arena's "second season" will be hosting the 2012 NCAA Men's Basketball Tournament first and second rounds. CONSOL Energy Center also will host the NCAA Frozen Four in 2013.

With the addition of 300 seats in the summer of 2011 due to increased demand, the arena now seats 18,387 for hockey — as well as more than 19,000 for basketball and almost 20,000 for

concerts. It is a green building and is the first NHL arena to attain LEED Gold certification.

Music legend Paul McCartney, who first played Pittsburgh with the Beatles in 1964 but hadn't performed in the city since 1990, christened the new arena with a grand opening concert on August 18, 2010.

In its first season of operation, CONSOL Energy Center also became home to the Pittsburgh Power of the Arena Football League — bringing indoor football back to the city for the first time in almost 20 years.

A funding plan for the new arena project was completed in March, 2007, thanks to the combined efforts of Pennsylvania Governor Ed Rendell, Allegheny County Executive Dan Onorato and Pittsburgh Mayor Luke Ravenstahl, among others.

CONSOL Energy Center was completed on time and under budget,



thanks to architectural firms Populous and Astorino; the owner's representative, ICON; the construction company, PJ Dick/Hunt; and the excellent construction workers and skilled trade workers of Western Pennsylvania.

The Sports & Exhibition Authority owns the building on behalf of the city and county, and the Penguins have the lease. The new arena is managed by SMG, with Jay Roberts serving as general manager.

CONSOL ENERGY CENTER



CONSOL ENERGY CENTER - CIVIC/MELLON ARENA COMPARISON

	CONSOL Energy Center	Civic/Mellon Arena
Capacity	Hockey: 18,387	Hockey: 16,940
	Basketball: 19,300	Basketball: 17,537
	End Stage: 14,836	End Stage: 12,800
	Center Stage: 20,058	Center Stage: 18,039
Square Footage	720,000	420,000
Suites	62 Suites + 4 Party Suites	52 Suites
Loge Boxes	32	0
Club Seats	2,000	1,696

CONSOL ENERGY CENTER FAST FACTS

Groundbreaking	August 14, 2008
Opening	August 2, 2010
First Game	Oct. 7, 2010 vs. Philadelphia
Location	Downtown Pittsburgh, PA, bounded by 5th Ave, Centre Ave. & Washington Place
Owner	Sports & Exhibition Authority of Pittsburgh and Allegheny County
Financial Assistance	Commonwealth of Pennsylvania
Developer	Pittsburgh Arena Development, LP
Operator	Pittsburgh Arena Operating LP/SMG
Primary Tenants	Pittsburgh Penguins
Functions	NHL hockey, basketball, arena football, circus, indoor soccer, concerts, tennis, volleyball, stage shows, exhibitions
Site Acreage	Approximately 8 Acres
Number of Levels	6



A groundbreaking ceremony for the CONSOL Energy Center was held on August 14, 2008.

TEAM INFORMATION



MARIO LEMIEUX

CO-OWNER/CHAIRMAN

Mario Lemieux, one of the most respected figures in National Hockey League history, is in his 13th season as co-owner and chairman of the board of the Pittsburgh Penguins.

Under the leadership of Lemieux and co-owner Ron Burkle, the Penguins have become one of the premier franchises in the NHL and in all of sports, leading the way in fan relations, youth marketing, community outreach and innovative technology while consistently putting a winning product on the ice – including a Stanley Cup championship in 2009.

The Penguins entered the 2011-12 season having sold out 210 straight games (and counting) while setting new standards for local television ratings, merchandise sales, website traffic and social media.

The ownership group also was proud to open the sparkling new CONSOL Energy Center last season – a state-of-the-art venue that was named Best NHL Arena in a survey of *Sports Business Journal* readers and was a finalist for Facility of the Year at the 2011 Sports Business Awards. Opening the doors of the arena in August, 2010, was the culmination of a 10-year quest by Lemieux and Burkle to ensure the long-term future of the Penguins in Pittsburgh.

“Le Magnifique” was one of the greatest players in NHL history from 1984-97 and 2000-06, winning six league scoring titles, three MVP awards and two Conn Smythe Trophies in addition to two Stanley Cups.

An immaculately gifted 6-foot-4 centerman, he dominated play for parts of three decades despite a relentless series of medical setbacks, including multiple back surgeries and a battle with Hodgkin’s disease. He retired in 2006 as the No. 7 all-time scorer in NHL history with 1,723 points. He also ranked eighth all-time in goals (690) and 10th in assists (1,033).

After retiring as a player in 1997, he put together an ownership group to buy the Penguins out of bankruptcy in September, 1999 and then returned to the ice on Dec. 27, 2000 – thereby becoming the first player-owner of the modern era.

In addition to his legendary hockey accomplishments, he continues to oversee the Mario Lemieux Foundation for cancer research and neo-natal research and hosts its celebrity golf tournament, which has raised more than \$8 million for charity. More information is available at mariolemieux.org.

Mario and his wife, Nathalie, and their four children live in Sewickley.



RON BURKLE

CO-OWNER

Ron Burkle, one of the preeminent investors in retail, manufacturing and distribution industries, is in his 13th season as co-owner of the Penguins.

He teamed with Mario Lemieux to buy the team out of bankruptcy in September, 1999, and together they have developed one of the most outstanding ownership groups in all of professional sports.

Among Burkle’s many significant contributions to the Penguins was his essential role in negotiations for a new arena. Burkle was proud to be on hand when the Penguins opened CONSOL Energy Center with their first regular-season game against the Philadelphia Flyers on Oct. 7, 2010.

Under the leadership of Lemieux and Burkle, the Penguins have sold out every game for four-plus seasons and finished in the top 10 (out of 122 pro teams) in *ESPN the Magazine’s* “Ultimate Standings” in each of the past three years.

The Penguins reached back-to-back Stanley Cup Finals in 2008 and 2009 and won the Cup in 2009. The team’s financial strength has enabled hockey management to spend to the salary cap, sign the team’s young core players to long-term contracts and put a competitive team on the ice year after year.

Burkle founded the Yucaipa Companies in 1986 and has served as Chairman of the Board and controlling shareholder of numerous companies, including Alliance Entertainment, Golden State Foods, Dominick’s, Fred Meyer, Ralphs and Food4Less.

Ron is co-chairman of the Burkle Center for International Relations at UCLA and is broadly involved in the community. He is a trustee of the Carter Center, the National Urban League and the Frank Lloyd Wright Conservancy. He has received numerous awards, including the AFL-CIO’s Murray Green Meany Kirkland Community Service Award, the Los Angeles County Federation Man of the Year and the Los Angeles County Boy Scouts Jimmy Stewart Person of the Year award.



DAVID MOREHOUSE

CHIEF EXECUTIVE OFFICER & PRESIDENT

David Morehouse has quickly established himself as one of the most dynamic senior executives in the National Hockey League.

Since being named President of the Penguins in April, 2007, Morehouse has reshaped the team's image and strategic vision with an emphasis on branding, fan relations, youth marketing, community interaction, corporate outreach and innovative technology.

He was given the additional responsibilities of Chief Executive Officer in September, 2010, and now oversees every aspect of the Penguins' operations, reporting directly to co-owners Mario Lemieux and Ron Burkle.

Under Morehouse's leadership, the Penguins have become one of the premier franchises in all of professional sports – ranked in the top 10 out of 122 pro teams in each of the past three years in *ESPN The Magazine's* "Ultimate Standings."

The Penguins were named No. 3 overall out of 122 teams in Fan Relations in 2011. The team also was a finalist for Professional Sports Team of the Year at the 2011 Sports Business Awards, and the new CONSOL Energy Center was a finalist for Facility of the Year.

The Penguins have sold out every game for four-plus seasons – a streak that had reached 210 games before the start of the 2011-12 season. They also have sold out all suites for three-plus seasons and set new standards for local TV ratings, website traffic, merchandise sales and social media.

Morehouse himself was named 2011 CEO Communicator of the Year by the Pittsburgh Chapter of the Public Relations Society of America.

The Pittsburgh native joined the Penguins in 2004 as Senior Consultant on the new arena project following a career in national politics that included stints at the White House, Pentagon and on Capitol Hill as well as key roles in two Presidential campaigns.

Morehouse attended the Community College of Allegheny County and Duquesne University and received a master's degree in Public Administration from Harvard University's John F. Kennedy School of Government.

He and his wife, Vanessa, have three children and live in Sewickley Heights.



TRAVIS WILLIAMS

CHIEF OPERATING OFFICER

Travis Williams was named Chief Operating Officer of the Penguins in May, 2011, and oversees finance, legal affairs, technology, business development and arena operations while reporting directly to CEO/President David Morehouse.

Williams, 40, joined the Penguins in 2008 as Senior Vice President of Business Affairs/General Counsel and oversaw the construction and development of CONSOL Energy Center – bringing the project to completion on time and under budget.

Previously, Williams had been a partner at Reed Smith LLP, where he specialized in mergers and acquisitions, investment management, commercial lending and general corporate matters. During his 12 years at Reed Smith, Williams also represented several sports franchises, regional sports networks and other sports-related businesses.

He graduated from Penn State University and received a Juris Doctorate from Duquesne University, summa cum laude. He lives in Nevillewood with his wife, Nichole, and six children.



RAY SHERO

EXECUTIVE VICE PRESIDENT & GENERAL MANAGER

Ray Shero, 49, is at the vanguard of the NHL's new breed of general managers – steeped in family hockey tradition but on the cutting-edge of new technology and modernization in hockey operations, player relations and team management.

Shero was named GM of the Penguins in May, 2006, and his fresh ideas, family-friendly environment and calm but firm management style helped transform a franchise that did not qualify for the playoffs from 2002-06 into one that regularly challenges for the Stanley Cup – reaching the Finals in 2008 and winning the Cup in 2009.

He's been especially proactive in keeping the core of the team together, signing Sidney Crosby, Evgeni Malkin, Marc-Andre Fleury, Jordan Staal, Brooks Orpik and Kris Letang, among others, to long-term contracts.

One of his most successful moves came behind the bench during the 2008-09 season, when he promoted Dan Bylsma to head coach on Feb. 15, 2009. Bylsma went on to lead the Penguins to the Stanley Cup in 2009 and then won the Jack Adams Award as the NHL's "Most Outstanding Coach" in 2011.

Ray's father, Fred, won two Stanley Cups as head coach of the Philadelphia Flyers in 1974-75, and the Sheros are one of the few father-son tandems to have their names on the Stanley Cup.

Ray built his managerial style during 14 seasons as an NHL assistant general manager – six with the Ottawa Senators and eight with the Nashville Predators.

Shero played college hockey at St. Lawrence University, twice serving as team captain, and was drafted by the Los Angeles Kings in 1982. He spent seven years as a player agent before making the move to the front office.

The native of St. Paul, Minn., is actively involved with USA Hockey and is a member of the USA Hockey National Team Advisory Group.

Ray and his wife, Karen, and their two sons reside in Upper St. Clair.



JASON BOTTERILL

ASSISTANT GENERAL MANAGER

Jason Botterill is in his third full season as assistant general manager after being promoted to his current position in May, 2009, by GM Ray Shero.

As assistant GM, Botterill works closely with Shero on all hockey-related matters, including scouting, player development and contract negotiations. He also manages hockey operations and acts as GM for the club's top minor-league affiliate, Wilkes-Barre/Scranton of the American Hockey League.

Prior to his promotion, Botterill, 35, worked two seasons as director of hockey administration with the Penguins; his responsibilities included salary cap management, professional and amateur scouting and overseeing prospect development.

Botterill's avant-garde approach and understanding of the salary cap has been a major asset for the Penguins. Before joining the Pittsburgh organization, he worked with NHL Central Registry and also scouted for the Dallas Stars.

Botterill was a first-round draft pick (20th overall) by Dallas in 1994 and played 88 NHL games over six seasons with Dallas, Atlanta, Calgary and Buffalo. He also played 393 career games in the AHL and IHL, recording 127 goals and 257 points.

A native of Edmonton who grew up in Winnipeg, Botterill played four seasons at the University of Michigan and helped lead the Wolverines to the NCAA title in 1996. He also played for Team Canada at the World Junior Championships in 1994, '95 and '96 and won gold medals in all three tournaments.

Following his playing career, he returned to the University of Michigan to earn his MBA.

He resides in Pittsburgh with his wife, Andrea.



DAN BYLSMA

HEAD COACH



Dan Bylsma has already become one of the most successful coaches in Penguins' history, leading the team to a Stanley Cup title and winning the Jack Adams Award as the NHL's "Most Outstanding Coach" in just two-plus years behind the bench.

With Pittsburgh, Bylsma (pronounced BYLE-zmuh) has recorded back-to-back 100-point seasons, has the best regular-season winning percentage (.653) in team history and is the winningest playoff coach in franchise history with 26 playoff victories and five (tied-Scotty Bowman) series victories. All-time under Bylsma, the Penguins boast a 114-56-19 regular-season record, making him the third-winningest coach in team history. He is also the fifth-fastest head coach in NHL history to hit the 100-win mark (163 games).

Bylsma, who signed a three-year contract extension through the 2013-14 season, won the 2011 Jack Adams Award after a masterful coaching performance last year, steering the injury-depleted Penguins to a 49-25-8 record for 106 points (the 49 wins and 106 points both rank second in franchise history) and tied Philadelphia in points for the Atlantic Division title. The Penguins were in contention for the conference and division titles heading into the final weekend of the regular season despite the fact that the team suffered 350 man-games lost - including 119 games to the team's three best players: Sidney Crosby (41 games); Evgeni Malkin (39); and Jordan Staal (39).

Bylsma also directed the Penguins to a 12-game winning streak, tying for second-best in franchise history, and a 15-game unbeaten streak. Pittsburgh posted a 24-11-6 road record for 54 points. The team's 54 road points are a new franchise record, while its 24 road wins tie for the team record (1992-93).

In 2009-10 Bylsma completed his first full NHL season behind the bench for Pittsburgh, leading the club to a 47-28-7 record for 101 points and finishing only two points behind New Jersey for the Atlantic Division title. Under Bylsma's leadership the Penguins set many milestones during the season, including tying a team record with seven straight road victories, becoming the second-fastest team in franchise history to 40 wins (66 games) and totaling the fourth-most wins (tied) in a season (47).

Bylsma began the 2008-09 season with the first head coaching assignment of his career - with the Wilkes-Barre/Scranton Penguins of the American Hockey League. He ended it by hoisting the Stanley Cup. In between, Bylsma authored one of the most spectacular coaching stories in the history of professional hockey.

The Grand Haven, Mich. native was promoted to Pittsburgh on Feb. 15, 2009, and took over a club that was 10th overall in the Eastern Conference standings and facing questions as to whether a playoff berth was even a practical option. But he accepted the challenge with his trademark optimism, passion and raw determination.

Unleashing a swift, skilled team that was built to go on the attack, imploring his players to "play on their toes, not on their heels," Bylsma led the Penguins to an 18-3-4 record in 25 games, rising from 10th place to fourth in the conference and garnering not only a playoff spot, but home-ice advantage in the first round.

In the playoffs, Bylsma's team showed a steely resolve, clinching all four series on the road and twice rallying from 2-0 series deficits (against Washington in the second round and Detroit in the Stanley Cup Final). The Penguins beat the defending champion Red Wings four times in the last five games to claim the Cup, including a nerve-racking Game 7 at Detroit's Joe Louis Arena - and became the first team in professional sports since 1979 to win Game 7 of a championship round on the road.

In the process Bylsma became the 14th rookie head coach, and just the fourth in the past 50 years, to capture the Stanley Cup. Of those 14, only Montreal's Al MacNeil (1970-71) took over mid-season.

Bylsma played nine NHL seasons as a right winger with Los Angeles and Anaheim from 1995-2004. He played 429 NHL regular-season games, recording 19 goals and 62 points, and also played in the 2003 Stanley Cup Final with Anaheim.

He began his coaching career as an assistant with the Cincinnati Mighty Ducks of the AHL in 2004-05 and made his NHL coaching debut as an assistant with the New York Islanders in 2005-06.

Bylsma was an assistant coach at Wilkes-Barre/Scranton for two seasons from 2006-08 and was named head coach at the start of the 2008-09 season. He went 35-16-1-2 in 54 games with WBS before being promoted to Pittsburgh.

He played four seasons of college hockey at Bowling Green.

Dan and his wife, Mary Beth, have one son, Bryan, and reside in the North Hills.



TONY GRANATO

ASSISTANT COACH

Tony Granato is in his third season on the Penguins' coaching staff. Granato, among his many responsibilities, works with the Penguins' forwards and penalty killing units. He oversaw the NHL's No. 1-ranked penalty killing group with an 86.1-percent success rate in 2010-11.

Prior to joining the Penguins, Granato spent six seasons behind the bench for the Colorado Avalanche and served two stints as Avalanche head coach from 2002-04 and 2008-09. Granato compiled a 104-78-17-16 record and led Colorado to a Northwest Division title in 2003.

Granato, 46, joined the Avalanche organization in June, 2002, as an assistant coach. He was elevated to head coach on Dec. 18, 2002 and led the club to a 32-11-4-4 mark en route to its ninth consecutive division title. The following season Granato steered the Avalanche to a 40-22-13-7 finish and an appearance in the Western Conference semifinals.

The Downers Grove, Illinois native served as an assistant coach for the Avalanche from 2005-08. Granato was promoted to his second tenure as the club's head coach in 2008-09 and oversaw the development of a young Colorado team.

Granato played 13 seasons in the NHL with the NY Rangers (1988-90), Los Angeles (1990-96) and San Jose (1996-2001). In 1997, he played in the NHL All-Star Game and was the recipient of the Bill Masterton Memorial Trophy for overcoming a near career-ending brain injury. In 773 career games, the feisty forward posted 248 goals, 492 points and 1,425 penalty minutes. He tallied 16 goals, 43 points and 141 penalty minutes in 79 career postseason games and helped lead Los Angeles to a Stanley Cup Final berth in 1993.

Granato played four years at the University of Wisconsin and was inducted into the Badgers' Hall of Fame in 2000. Granato also played for the U.S. National team in 1987-88 and represented his country in the 1988 Olympic Games in Calgary.

Tony and his wife, Linda, are the parents of four children and reside in the South Hills.



TODD REIRDEN

ASSISTANT COACH

Todd Reirden is in his second season as an assistant coach with the Penguins, joining Pittsburgh's coaching staff on July 31, 2010 after coaching with the Wilkes-Barre/Scranton Penguins the previous two seasons.

Reirden, an NHL blueliner for parts of five seasons, works closely with the team's defensemen. Under his guidance the Penguins defense ranked sixth (tied) in the NHL in 2010-11 in goals-against average (2.39) and surrendered only 196 goals (a 39-goal improvement from 2009-10).

Reirden, 39, completed his first full season as WBS head coach in 2009-10, leading a young and inexperienced team to an impressive 41-34-2-3 record, finishing third in the East Division, and earning a berth in the Calder Cup playoffs.

Reirden joined the Penguins organization August 18, 2008 as an assistant coach in WBS. A few months later he was promoted to interim head coach following Dan Bylsma's promotion to Pittsburgh in February 2009. Reirden guided WBS to a 14-9-3 mark in the final 26 games, and advanced to the second round of the AHL playoffs. Reirden then joined Pittsburgh's extended playoff coaching staff and helped the team win the Stanley Cup championship in 2009.

Prior to joining the Penguins organization, Reirden spent one season as an assistant coach with the Bowling Green Falcons (CCHA) - his alma mater. He was a teammate of Bylsma's during the 1990-91 and 1991-92 seasons at Bowling Green.

Selected by New Jersey in the 12th round (242nd overall) of the 1990 NHL Draft, Reirden played professionally for 13 seasons, retiring after the 2006-07 campaign with Graz EC of the Austrian Hockey League. He appeared in 183 NHL games with Edmonton, St. Louis, Atlanta and Phoenix, recording 46 points (11G-35A) and 181 penalty minutes.

Todd and his wife, Shelby, have one son.



GILLES MELOCHE

GOALTENDING COACH

Former NHL goaltender Gilles Meloche is in his sixth season as the Penguins' full-time goaltending coach and 26th overall with the organization, winning three Stanley Cups with the franchise.

Meloche has been instrumental in the development of Marc-Andre Fleury into a Stanley Cup-winning netminder.

Meloche, 60, served as a Penguins scout from 1989-2006 and also doubled as a goaltending coach/consultant during much of that time. He was part of the staff when the Penguins won Stanley Cups in 1991 and 1992.

A native of Montreal, Quebec, Meloche spent 18 seasons as an NHL goaltender with Chicago, California, Cleveland, Minnesota and Pittsburgh. He played the final three seasons of his career in Pittsburgh following a 1985 trade.

Meloche appeared in 788 NHL games during his career, posting a record of 270-351-131 with a 3.64 goals-against average. In 45 career playoff games, he posted a 21-19 record and a 3.48 goals-against average.

Gilles and his wife, Sophie, reside in Pittsburgh. His son, Eric, is a pro player who played in the Penguins organization from 2000-04.



TOM FITZGERALD

ASSISTANT TO THE GENERAL MANAGER

Tom Fitzgerald is in his third season as assistant to the general manager after being promoted on July 3, 2009.

Prior to his promotion, Fitzgerald, 43, served two seasons as Pittsburgh's director of player development. He was also named interim assistant coach for the Penguins on February 15, 2009 and helped coach the club to its third Stanley Cup championship four months later.

In his current role, Fitzgerald monitors Penguins' prospects playing in college, junior hockey, Europe and with the club's American Hockey League affiliate at Wilkes-Barre/Scranton. He advises general manager Ray Shero on personnel decisions.

The Massachusetts native was a first-round draft pick of the New York Islanders in 1986 and played 17 NHL seasons with the Islanders, Florida, Colorado, Nashville, Chicago, Toronto and Boston before retiring in 2006. He scored 329 points (139+190) and registered 776 penalty minutes in 1,097 career games. He played in the Stanley Cup Final with Florida in 1996.

Tom and his wife, Kerry, have four sons.



DAN MACKINNON

DIRECTOR OF PLAYER PERSONNEL

Dan MacKinnon is in his third season as director of player personnel.

MacKinnon, 37, oversees all aspects of the Penguins' professional scouting operation in North America and Europe. He works closely with director of amateur scouting Jay Heinbuck to ensure that the Penguins have a comprehensive scouting network at all levels of hockey.

Prior to his current role, MacKinnon served two seasons as director of professional scouting for the Penguins. It is his sixth season with the organization as he spent 2006-07 as a professional scout.

MacKinnon previously worked six seasons with general manager Ray Shero in Nashville, four as a professional scout and two as scouting coordinator.

Dan played junior and college hockey in Canada, graduating as an Academic All-Canadian from the University of Waterloo in 1998. He received a master's degree in Athletic Administration from Ohio University where he was an assistant coach with the men's hockey program.

Dan worked briefly for the American Hockey League Office and the Mississauga Ice Dogs of the Ontario Hockey League before joining the Predators in 2000.

Dan and his wife, Julie, have two children. They reside in Sylvania, Ohio.



JAY HEINBUCK

DIRECTOR OF AMATEUR SCOUTING

Jay Heinbuck is in his sixth season with the Penguins as director of amateur scouting.

In his role, Heinbuck oversees amateur scouting in North America and Europe.

Prior to joining the Penguins, Heinbuck worked four years with the New York Islanders as their United States head amateur scout, working closely with head amateur scout Tony Feltrin on all scouting matters. Heinbuck oversaw amateur scouting efforts inside the United States and also scouted in Canada and Europe during his tenure with the Islanders.

Prior to joining the Islanders in 2002, Heinbuck spent 10 years as an assistant coach at St. Lawrence University. Heinbuck served as St. Lawrence's primary recruiter and helped the Saints to ECAC championships in 2000 and 2001 and NCAA tournament appearances in 1999, '00 and '01.

Heinbuck, a native of Mitchell, Ontario, began his coaching career at his alma mater, Northeastern University, in 1990 after a prolific collegiate career. Heinbuck played four years at Northeastern (1982-86) and holds the record for most points (70) and assists (40) in a single season (1985-86). He was Northeastern's Most Valuable Player in 1986 and named to the Hockey East All-Star Team.

Heinbuck also received a Masters of Science in Sports Management from Northeastern in 1991.

Jay and his wife, Jodi, have two children and reside in Woodstock, Ontario.



RANDY SEXTON

ASSISTANT DIRECTOR OF AMATEUR SCOUTING

Sexton is in his second season as Penguins assistant director of amateur scouting.

Sexton, a former general manager of the Florida Panthers and Ottawa Senators, works closely with director of amateur scouting Jay Heinbuck and his staff in overseeing amateur scouting in North America and Europe.

Sexton, 51, joined the Florida organization as assistant general manager in 2007 and was promoted to general manager on Oct. 2, 2009. As general manager of the Panthers, Sexton oversaw all contract negotiations, pro and amateur scouting, player development and all hockey administration matters.


Sexton spent four years (1992-96) with the Ottawa Senators organization serving as the club's president, chief executive officer and general manager, and was one of three founders of the Senators franchise – which entered the league in 1992.

Prior to joining the Panthers, Sexton spent three years as the executive director of Capital Sports Management Inc. (CSMI), a sister company to the Ottawa Senators Hockey Club. While with CSMI, Sexton provided strategic analysis and advice to the Senators organization.

Born in Brockville, Ontario, Sexton completed his post-secondary education at St. Lawrence University, playing for the varsity hockey team from 1978-82. He served as an assistant coach with St. Lawrence from 1983-85, while also handling scouting and recruiting responsibilities.

Sexton also earned a Masters Degree in Business Administration from Clarkson University.

Randy and his wife, Joann, have three sons.



DEREK CLANCEY

DIRECTOR OF PROFESSIONAL SCOUTING

Derek Clancey was promoted to director of professional scouting on July 7, 2010.

Clancey, who is entering his fourth season with the Penguins, coordinates the team's pro scouting efforts in North America and Europe, and works closely with director of player personnel Dan MacKinnon and pro scouts Andre Savard and Kevin Stevens.

Clancey, 42, was originally hired as a pro scout with the Penguins in the summer of 2007.

Prior to joining the Penguins, Clancey worked extensively in the coaching ranks. He has an overall head coaching record of 260-184-52 with the Dayton Bombers (2006-07), Reading Royals (2003-05) and Jackson Bandits (1999-2003) of the ECHL.

Clancey also served as an assistant coach of the Manchester Monarchs (2005-06) of the American Hockey League, the top minor-league affiliate of the Los Angeles Kings.

Clancey played eight seasons of professional hockey with Winston-Salem, Toledo, Erie, Columbus and Chesapeake of the ECHL before joining the coaching ranks.



BILL GUERIN

PLAYER DEVELOPMENT COACH

Bill Guerin is in his first season player development coach.

In his role, Guerin, 40, is responsible for working with young prospects throughout the Penguins organization – assisting in the development of players in the minor leagues as well as junior and college hockey.

Guerin played 18 NHL seasons for eight teams, recording 429 goals and 427 assists for 856 points and winning two Stanley Cups.

The 6-foot-2, 220-pound right winger played 95 games for the Penguins over the final two seasons of his career before retiring in 2010. He was an essential part of the Penguins' 2009 Stanley Cup championship after being acquired at the March, 2009 trade deadline.

Guerin also played for New Jersey, Edmonton, Boston, Dallas, St. Louis, San Jose and NY Islanders in a career that spanned from 1991-92 through 2009-10. He broke in with the Devils, the team that drafted him fifth overall in the 1989 NHL Entry Draft, and won a Stanley Cup there in 1995.

A native of Wilbraham, MA, Guerin also represented the U.S. in the Olympics in 1988, '02 and '06 and played in two World Cups in 1996 and '04.

Bill and his wife, Kara, have four children.



MIKE BALES

GOALTENDER DEVELOPMENT COACH

Mike Bales is in his first season goaltender development coach.

In his role, Bales, 39, is responsible for working with and assisting in the development of goalie prospects and players throughout the Penguins organization. Bales will also assist in the evaluation and scouting of amateur goaltenders.

Bales, who hails from Prince Albert, Saskatchewan, spent 18 seasons playing professionally from 1992-2010, including stints in the National Hockey League with Boston and Ottawa. Bales also saw action in the American Hockey League (AHL), the now-defunct International Hockey League (IHL), Germany, Sweden and Northern Ireland.

The 6-foot-1, 180-pound goaltender appeared in 23 NHL games between 1992-97 after being drafted by Boston in the fifth round (105th overall) of the 1990 NHL Entry Draft.

Prior to turning pro, Bales played three collegiate seasons with Ohio State University of the Central Collegiate Hockey Association (CCHA) from 1989-92.

Mike and his wife, Melanie, have three children.



JOHN HYNES

WILKES-BARRE/SCRANTON HEAD COACH

John Hynes enjoyed a remarkable season in his first year as head coach of Wilkes-Barre/Scranton of the American Hockey League in 2010-11.

Despite playing with a depleted lineup due to callups to Pittsburgh, which suffered 350 man-games lost, Hynes coached WBS to an impressive 58-21-0-1 record, leading the franchise to its first-ever Macgregor Kilpatrick Trophy as AHL regular-season champions. Wilkes-Barre/Scranton's 58 wins are the second most in AHL history. For his efforts, Hynes won the Louis A.R. Pieri Award as the AHL's Outstanding Coach.

Hynes, 36, served as an assistant coach in WBS in 2009-10, his first year within the Penguins organization, working under current Pittsburgh assistant coach Todd Reiden.

Prior to joining WBS, Hynes spent the past six seasons as a head coach with USA Hockey's National Development Team Program, posting an overall record of 216-113-19-9. In 2008-09 he was head coach of the U.S. Under-17 Development Team, going 42-17-6.

Hynes has enjoyed great success on the international stage, leading the U.S. Under-18 National Team to three medals at the World Under-18 Championships - gold in 2006, silver in 2004 and bronze in 2008.

The native of Warwick, Rhode Island was head coach of the U.S. National Team at the 2008 World Junior Championships, and was an assistant coach on the 2004 U.S. team that won a gold medal at the World Junior event.

Hynes began his coaching career as a graduate assistant to legendary Jack Parker at his alma mater, Boston University. He was also an assistant at UMass-Lowell and the University of Wisconsin before joining USA Hockey's development program.

John played four seasons at Boston University and helped the Terriers win the 1995 national championship.

John and his wife, Sarah, have three daughters.



ALAIN NASREDDINE

WILKES-BARRE/SCRANTON ASSISTANT COACH

Alain Nasreddine is in his second season as assistant coach of the Wilkes-Barre/Scranton Penguins.

Nasreddine, who played 15 years of professional hockey as a defenseman, which includes five seasons with the Penguins organization, helped lead the team to a 58-21-0-1 record and the franchise's first-ever Macgregor Kilpatrick Trophy as AHL regular-season champions in 2010-11.

Nasreddine coached a defensive group that allowed the fewest goals (183) in the AHL.

Nasreddine, 36, played for the Penguins organization from 2003-04 through the 2007-08 season. During that time he suited up in 56 games for Pittsburgh, notching five points (1G-4A).

Nasreddine played in 249 contests for Wilkes-Barre/Scranton, totaling 55 points on 13 goals and 42 assists. He added seven points (3G-4A) in 57 postseason games, and helped the team earn two berths in the Calder Cup Final in 2003 and 2007.

Nasreddine, who was originally drafted by Florida in the sixth round (135th overall) of the 1993 NHL Entry Draft, played for four NHL teams in his career — Chicago, Montreal, NY Islanders and Pittsburgh — and posted five points (1G-4A) and 84 penalty minutes in 74 games.

The Montreal, Quebec native also saw action in 850 combined games with Carolina, Portland, Fredericton, Quebec, Hamilton and Bridgeport of the AHL and Indianapolis of the International Hockey League. He played the last two seasons with Nuremberg of the German Elite League.

Alain and his wife, Josiane, have three children.



EQUIPMENT STAFF




DANA HEINZE
Head Equipment
Manager



PAUL DEFAZIO
Assistant Equipment
Manager



DANNY KROLL
Assistant Equipment
Manager



JON TAGLIANETTI
Equipment Assistant

MEDICAL/TRAINING STAFF




CHRIS STEWART
Head Athletic Trainer



SCOTT ADAMS
Assistant Athletic Trainer



MIKE KADAR
Strength and
Conditioning Coach



RICK JOREITZ
Physical Therapist



DAVE SANCTIS
Massage Therapist




DR. CHARLES BURKE
Team Physician

HOCKEY SUPPORT STAFF




JIM BRITT
Video Coordinator



FRANK BUONOMO
Senior Director of Team
Operations



ERIK HEASLEY
Hockey Operations Assistant



JEN BULLANO
Director of Communications



JASON SEIDLING
Manager of Communications

SCOUTING STAFF



DAVE ALLISON
Amateur Scout



PATRIK ALLVIN
Head European Scout



BRIAN FITZGERALD
Amateur Scout



LUC GAUTHIER
Amateur Scout



DAVID MCNAMARA
Amateur Scout



WAYNE MEIER
Amateur Scout



RON PYETTE
Amateur Scout



AL SANTILLI
Amateur Scout



ANDRE SAVARD
Professional Scout



KEVIN STEVENS
Professional Scout



TOMMY WESTLUND
Amateur Scout

STAFF DIRECTORY

OWNERSHIP Pittsburgh Penguins LP

EXECUTIVE OPERATIONS

Co-owner/Chairman	Mario Lemieux
Co-owner	Ron Burkle
CEO/President	David Morehouse
Executive VP/General Manager	Ray Shero
COO/General Counsel	Travis Williams
Senior Vice President, Sales	David Peart
Vice President & Controller	Kevin Hart
Vice President, Communications	Tom McMillan
Vice President, Marketing	James Santilli
Vice President of Ticket Sales	Chad Slencak
Senior Director, Arena Operations	Brian Magness
Director of Government Affairs	Abass B. Kamara
Executive Assistants	Kim Wood Amber Auchey
Shipping/Receiving Coordinator	Brett Hart
Receptionist	Kelly Hart

HOCKEY OPERATIONS

Assistant General Manager	Jason Botterill
Assistant to the General Manager	Tom Fitzgerald
Head Coach	Dan Bylsma
Assistant Coaches	Tony Granato Todd Reirden
Goaltending Coach	Gilles Meloche
Strength & Conditioning Coach	Mike Kadar
Video Coordinator	Jim Britt
Player Development Coach	Bill Guerin
Goaltender Development Coach	Mike Bales
Senior Director of Team Operations	Frank Bonomo
Hockey Operations Assistant	Erik Heasley

SCOUTS

Director of Player Personnel	Dan MacKinnon
Director of Amateur Scouting	Jay Heinbuck
Assistant Director of Amateur Scouting	Randy Sexton
Director of Professional Scouting	Derek Clancey
Professional Scouts	Andre Savard Kevin Stevens
Head European Scout	Patrik Allvin
Amateur Scouts	Dave Allison Brian Fitzgerald Luc Gauthier David McNamara Wayne Meier Ron Pyette Al Santilli Tommy Westlund

EQUIPMENT/TRAINING STAFF

Equipment Manager	Dana Heinze
Assistant Equipment Managers	Paul DeFazio Dan Kroll
Equipment Assistant	Jon Taglianetti
Team Physician	Dr. Charles Burke
Head Athletic Trainer	Chris Stewart
Assistant Athletic Trainer	Scott Adams
Physical Therapist	Rick Joreitz
Massage Therapist	Dave Sanctis
Skating Consultant	Marianne Watkins
Mental Training Consultant	Aimee Kimball

COMMUNICATIONS

Director of Communications	Jennifer Bullano
Manager of Communications	Jason Seidling
Executive Producer, Penguins Radio Network	Ray Walker
Radio Broadcasters	Mike Lange Phil Bourque
Penguins HD Radio Host/Penguins Radio Network	Steve Mears

TECHNOLOGY

Senior Director, Technology	Erik Watts
Director, Video Productions & Technical Ops	Drew Warren
Building Audio Engineer	Brian Duffy
Media Asset Manager	Jason Henry
Systems Administrator	Travis Gallagher
Jr. Systems Administrator	Cris Means
Building Audio/Video Specialist	Aaron Miller

MARKETING

Senior Director of Marketing	Ross Miller
Marketing Coordinator	Sarah Swartz
Creative Director	Barb Pilarski
Graphic Designers	Erin Halley Lori Haramia
Director of Fan Development & Special Events	Jill Shipley
Fan Development Coordinator	Laura Spencer
Director, Community/Alumni Relations	Cindy Himes
Community Relations Coordinator	Kathleen Unger
Community Relations/Alumni Liaison	Ed Johnston

NEW MEDIA

Senior Director, New Media	Jeremy Zimmer
New Media Coordinator	Melissa Marchionna
Director of Content	Sam Kasan
Manager of Content	Michelle Crechiolo

YOUTH HOCKEY

Executive Director of Strategic Planning	Rich Hixon
Director of Amateur Hockey	Mark Shuttleworth
Manager of Amateur Hockey Development	Max Malone

GAME ENTERTAINMENT

Senior Director, Production and Game Presentation	Rod Murray
Manager, Game Presentation	Billy Wareham
Manager, Production Operations	Steve Finerty
Producers	James Archer Mike Davenport Leo McCafferty
Motion Graphics Designer	Aaron Spiegel
PensTV Host	Katie O'Malley

CORPORATE SALES

Senior Director, Corporate Sales	Kimberly Bogesdorfer
Senior Director, Media	Mark Turley
Manager, Corporate Sales	Danny Smith Robbie Hofmann
Senior Manager, Client Services	Lori Wineland Julie Klausner Ronald Hay
Coordinator, Client Service	Jeffrey Harshman
Manager, Corporate Sales and Service	Kristen Crosby
Manager, Special Events & Hospitality Sales	Lindsay Mulvihill
Corporate Sales Liaison	Pierre Larouche

FINANCE

Director of Finance	Mark R. Kuczinski
Senior Accountant	Troy Ussack
Payroll Manager	Andrea Winschel
Accounts Payable	Tawni Love

TICKETING

Director of Ticket Sales	George Murphy
Manager of Premium Services	Amanda Gurney
Premium Seating Representative	Kyle Lux
Manager, Group Sales	Mike Zatchey
Ticket Sales Account Executives	George Birman Jeff Blizman Bonnie Golinski Nicole Kyslinger Chuck Pukansky
Box Office Manager	Carol Coulson
Manager, Box Office Operations	Jason Onufer
Box Office Coordinator	Kelly Gabany
Director of Customer Service	Kathy Davis
Customer Service Representatives	Danny Gardner Holly Homistek
Director of Database Marketing	Erin Exley
Manager, Database Marketing	Dana DiCello

PENGUINS FOUNDATION

President	Dave Soltesz
Manager of Foundation Programs/Administrative Assistant	Jaime Greenwald
Program Coordinator	Michael Grimm

WILKES-BARRE/SCRANTON



Wilkes-Barre/Scranton Penguins (AHL)

670 North River St., Suite 210
Wilkes-Barre, PA 18705

Phone: 570-208-PENS

Web site: www.wbspenguins.com

Chief Executive Officer/Governor Jeff Barrett
General Manager Ray Shero
Asst. General Manager/Alt. Governor Jason Botterill
Executive V.P./Chief Financial Officer Greg Petorak
Vice President of Operations Brian Coe
Vice President of Ticketing Jon Stephenson
Vice President of Corporate Sales Rob Belza
Head Coach John Hynes
Assistant Coach Alain Nasreddine
Strength/Conditioning Coach Joe Lorincz
Team Services/Video Coordinator Andy Saucier
Athletic Trainer Patrick Steidle, ATC
Equipment Manager Teddy Richards
Asst. Equipment Manager Josh Richards
Director of Broadcasting/Corp. Sales Exec. Tom Grace
Assistant Controller Bill Dotzel
Director of Marketing Nicole Krutz
Director of Group Sales Chris Sipsky
Director of Ticket Sales & Services Josh McCorkle
Ticket Sales Manager Brian Troiano
Group Sales Executive Emily Kain
Erin Kynett
Season Ticket Sales Executive Chris Kobela
Matt Daube
Creative Director Jason Vogel

2011.12 SCHEDULE

Sat	10/8/2011	Hershey	@	Wilkes-Barre	7:05 PM
Sun	10/9/2011	Connecticut	@	Wilkes-Barre	5:05 PM
Thu	10/13/2011	Wilkes-Barre	@	Rochester	7:05 PM
Fri	10/14/2011	Springfield	@	Wilkes-Barre	7:05 PM
Sat	10/15/2011	Binghamton	@	Wilkes-Barre	7:05 PM
Fri	10/21/2011	Wilkes-Barre	@	Springfield	7:30 PM
Sat	10/22/2011	Wilkes-Barre	@	Hershey	7:00 PM
Fri	10/28/2011	Wilkes-Barre	@	Syracuse	7:30 PM
Sat	10/29/2011	Wilkes-Barre	@	Manchester	7:00 PM
Fri	11/4/2011	Hershey	@	Wilkes-Barre	7:05 PM
Sat	11/5/2011	Wilkes-Barre	@	Binghamton	7:05 PM
Wed	11/9/2011	Wilkes-Barre	@	Norfolk	7:15 PM
Fri	11/11/2011	Wilkes-Barre	@	Hershey	7:00 PM
Sat	11/12/2011	Norfolk	@	Wilkes-Barre	7:05 PM
Tue	11/15/2011	Binghamton	@	Wilkes-Barre	7:05 PM
Fri	11/18/2011	Wilkes-Barre	@	Portland	7:00 PM
Sat	11/19/2011	Wilkes-Barre	@	Manchester	7:00 PM
Sun	11/20/2011	Wilkes-Barre	@	Worcester	4:00 PM
Wed	11/23/2011	Syracuse	@	Wilkes-Barre	7:05 PM
Fri	11/25/2011	Hershey	@	Wilkes-Barre	7:05 PM
Sat	11/26/2011	Wilkes-Barre	@	Binghamton	7:05 PM
Tue	11/29/2011	Wilkes-Barre	@	Norfolk	7:15 PM
Fri	12/2/2011	Portland	@	Wilkes-Barre	7:05 PM

Sat	12/3/2011	Wilkes-Barre	@	Syracuse	7:30 PM
Wed	12/7/2011	Wilkes-Barre	@	Binghamton	7:05 PM
Sat	12/10/2011	Wilkes-Barre	@	Hershey	7:00 PM
Tue	12/13/2011	Binghamton	@	Wilkes-Barre	7:05 PM
Fri	12/16/2011	Wilkes-Barre	@	Syracuse	7:30 PM
Sat	12/17/2011	Norfolk	@	Wilkes-Barre	7:05 PM
Mon	12/19/2011	Albany	@	Wilkes-Barre	7:05 PM
Tue	12/27/2011	Hershey	@	Wilkes-Barre	7:05 PM
Wed	12/28/2011	Wilkes-Barre	@	Hershey	7:00 PM
Sat	12/31/2011	Bridgeport	@	Wilkes-Barre	5:05 PM
Wed	1/4/2012	Norfolk	@	Wilkes-Barre	7:05 PM
Fri	1/6/2012	Rochester	@	Wilkes-Barre	7:05 PM
Sat	1/7/2012	Syracuse	@	Wilkes-Barre	7:05 PM
Tue	1/10/2012	Wilkes-Barre	@	Norfolk	7:15 PM
Sat	1/14/2012	Wilkes-Barre	@	St. John's	6:00 PM
Sun	1/15/2012	Wilkes-Barre	@	St. John's	2:30 PM
Fri	1/20/2012	Manchester	@	Wilkes-Barre	7:05 PM
Sat	1/21/2012	Syracuse	@	Wilkes-Barre	7:05 PM
Sun	1/22/2012	Wilkes-Barre	@	Syracuse	3:00 PM
Wed	1/25/2012	Providence	@	Wilkes-Barre	7:05 PM
Fri	1/27/2012	Wilkes-Barre	@	Connecticut	7:00 PM
Sat	1/28/2012	Wilkes-Barre	@	Binghamton	7:05 PM
Fri	2/3/2012	Hershey	@	Wilkes-Barre	7:05 PM
Sat	2/4/2012	Albany	@	Wilkes-Barre	7:05 PM
Sun	2/5/2012	Wilkes-Barre	@	Hershey	2:00 PM
Sat	2/11/2012	Portland	@	Wilkes-Barre	7:05 PM
Sun	2/12/2012	Wilkes-Barre	@	Hershey	5:00 PM
Wed	2/15/2012	Norfolk	@	Wilkes-Barre	7:05 PM
Fri	2/17/2012	Wilkes-Barre	@	Binghamton	7:05 PM
Sat	2/18/2012	Wilkes-Barre	@	Albany	7:00 PM
Mon	2/20/2012	Wilkes-Barre	@	Portland	1:00 PM
Thu	2/23/2012	Manchester	@	Wilkes-Barre	7:05 PM
Sat	2/25/2012	Syracuse	@	Wilkes-Barre	7:05 PM
Sun	2/26/2012	Norfolk	@	Wilkes-Barre	3:05 PM
Sun	3/4/2012	Wilkes-Barre	@	Adirondack	3:00 PM
Tue	3/6/2012	St. John's	@	Wilkes-Barre	7:05 PM
Fri	3/9/2012	Wilkes-Barre	@	Providence	7:05 PM
Sat	3/10/2012	Wilkes-Barre	@	Bridgeport	7:00 PM
Sun	3/11/2012	Wilkes-Barre	@	Springfield	3:00 PM
Wed	3/14/2012	Wilkes-Barre	@	Norfolk	7:15 PM
Sat	3/17/2012	Worcester	@	Wilkes-Barre	7:05 PM
Sun	3/18/2012	Binghamton	@	Wilkes-Barre	3:05 PM
Fri	3/23/2012	Adirondack	@	Wilkes-Barre	7:05 PM
Sat	3/24/2012	St. John's	@	Wilkes-Barre	7:05 PM
Sun	3/25/2012	Springfield	@	Wilkes-Barre	3:05 PM
Fri	3/30/2012	Wilkes-Barre	@	Connecticut	7:00 PM
Sat	3/31/2012	Wilkes-Barre	@	Albany	7:00 PM
Tue	4/3/2012	Wilkes-Barre	@	Norfolk	7:15 PM
Fri	4/6/2012	Hershey	@	Wilkes-Barre	7:05 PM
Sat	4/7/2012	Connecticut	@	Wilkes-Barre	7:05 PM
Fri	4/13/2012	Binghamton	@	Wilkes-Barre	7:05 PM
Sat	4/14/2012	Bridgeport	@	Wilkes-Barre	7:05 PM
Sun	4/15/2012	Wilkes-Barre	@	Bridgeport	3:00 PM

Games in bold are Home Games

WHEELING



Wheeling Nailers (ECHL)

1315 Main Street
Wheeling, WV 26003

Phone: (304) 234-4625

Web site: www.wheelingnailers.com

President, Nailers Hockey LLC:Robert Brooks
 President, Nailers Hockey LLC:James Brooks
 Vice President of Business Operations:Craig Bommer
 Director of Hockey Operations/Head Coach:Stan Drulia
 Assistant Coach:Clark Donatelli
 Director of Ticketing:Kevin Schildt
 Ticketing Account Executive:Matt Rosen
 Ticketing Account Executive:Paul Melanko
 Accountant:Linda Timberlake
 Equipment Manager:Bill Higgins
 Medical Director:Shawn Posin, MD, FACEP
 Team Physician:Michael Kovalik, DO
 Fitness Program Director:George Fraz, MS

2011.12 SCHEDULE

Thu. Oct. 6, 2011	Cincinnati	vs. Wheeling	7:05 PM*
Fri. Oct. 7, 2011	Cincinnati	vs. Wheeling	7:35 PM
Sat. Oct. 8, 2011	Wheeling	@ Cincinnati	6:30 PM
Fri. Oct. 14, 2011	Wheeling	@ Greenville	7:35 PM
Sat. Oct. 15, 2011	Wheeling	@ South Carolina	7:05 PM
Sat. Oct. 22, 2011	Elmira	vs. Wheeling	7:35 PM
Fri. Oct. 28, 2011	Gwinnett	vs. Wheeling	7:35 PM
Sat. Oct. 29, 2011	Trenton	vs. Wheeling	7:35 PM
Fri. Nov. 4, 2011	Kalamazoo	vs. Wheeling	7:35 PM
Sat. Nov. 5, 2011	Wheeling	@ Trenton	7:00 PM
Wed. Nov. 9, 2011	Wheeling	@ Florida	7:30 PM
Fri. Nov. 11, 2011	Wheeling	@ Florida	7:30 PM
Sat. Nov. 12, 2011	Wheeling	@ Florida	7:00 PM
Tue. Nov. 15, 2011	Elmira	vs. Wheeling	11:05 AM
Fri. Nov. 18, 2011	Trenton	vs. Wheeling	7:35 PM*
Sat. Nov. 19, 2011	Trenton	vs. Wheeling	7:05 PM*
Thu. Nov. 24, 2011	Wheeling	@ Gwinnett	7:05 PM
Fri. Nov. 25, 2011	Wheeling	@ Gwinnett	7:35 PM
Fri. Dec. 2, 2011	Wheeling	@ Reading	7:05 PM
Sat. Dec. 3, 2011	Trenton	vs. Wheeling	7:35 PM
Wed. Dec. 7, 2011	Wheeling	@ Trenton	7:00 PM
Fri. Dec. 9, 2011	Reading	vs. Wheeling	7:35 PM
Sat. Dec. 10, 2011	Trenton	vs. Wheeling	7:35 PM
Sun. Dec. 11, 2011	Wheeling	@ Reading	4:05 PM
Fri. Dec. 16, 2011	Reading	vs. Wheeling	7:35 PM*
Sat. Dec. 17, 2011	Wheeling	@ Reading	7:05 PM
Sun. Dec. 18, 2011	Chicago	vs. Wheeling	4:05 PM

Wed. Dec. 21, 2011	Elmira	vs. Wheeling	7:05 PM
Mon. Dec. 26, 2011	Wheeling	@ Elmira	7:05 PM
Wed. Dec. 28, 2011	Wheeling	@ Trenton	7:00 PM
Fri. Dec. 30, 2011	Wheeling	@ Elmira	7:35 PM
Sat. Dec. 31, 2011	Reading	vs. Wheeling	7:35 PM
Fri. Jan. 6, 2012	Cincinnati	vs. Wheeling	7:35 PM
Sat. Jan. 7, 2012	South Carolina	vs. Wheeling	7:35 PM
Sun. Jan. 8, 2012	Greenville	vs. Wheeling	4:05 PM
Wed. Jan. 11, 2012	Toledo	vs. Wheeling	7:00 PM
Fri. Jan. 13, 2012	Wheeling	@ Toledo	7:00 PM
Sat. Jan. 14, 2012	Wheeling	@ Cincinnati	7:35 PM
Sun. Jan. 15, 2012	Cincinnati	vs. Wheeling	4:05 PM
Fri. Jan. 20, 2012	Toledo	vs. Wheeling	7:35 PM*
Sat. Jan. 21, 2012	Elmira	vs. Wheeling	7:05 PM*
Wed. Jan. 25, 2012	Wheeling	@ Reading	7:05 PM
Fri. Jan. 27, 2012	Reading	vs. Wheeling	7:35 PM
Sat. Jan. 28, 2012	Kalamazoo	vs. Wheeling	7:35 PM
Sun. Jan. 29, 2012	Toledo	vs. Wheeling	6:05 PM*
Wed. Feb. 1, 2012	Wheeling	@ Elmira	7:05 PM
Fri. Feb. 3, 2012	Elmira	vs. Wheeling	7:35 PM
Sat. Feb. 4, 2012	Wheeling	@ Trenton	7:00 PM
Fri. Feb. 10, 2012	Toledo	vs. Wheeling	7:35 PM
Sat. Feb. 11, 2012	Trenton	vs. Wheeling	7:35 PM
Sun. Feb. 12, 2012	Reading	vs. Wheeling	4:05 PM*
Tue. Feb. 14, 2012	Wheeling	@ Elmira	7:05 PM
Fri. Feb. 17, 2012	Elmira	vs. Wheeling	7:35 PM*
Sat. Feb. 18, 2012	Wheeling	@ Reading	7:05 PM
Sun. Feb. 19, 2012	Wheeling	@ Trenton	4:00 PM
Fri. Feb. 24, 2012	Wheeling	@ Toledo	7:00 PM
Sat. Feb. 25, 2012	Wheeling	@ Toledo	7:00 PM
Sun. Feb. 26, 2012	Wheeling	@ Kalamazoo	4:00 PM
Wed. Feb. 29, 2012	Wheeling	@ Elmira	7:05 PM
Fri. Mar. 2, 2012	Wheeling	@ Toledo	7:00 PM
Sat. Mar. 3, 2012	Wheeling	@ Cincinnati	7:35 PM
Sun. Mar. 4, 2012	Wheeling	@ Chicago	4:00 PM
Fri. Mar. 9, 2012	Florida	vs. Wheeling	7:35 PM*
Sat. Mar. 10, 2012	Florida	vs. Wheeling	7:05 PM*
Sun. Mar. 11, 2012	Toledo	vs. Wheeling	4:05 PM
Wed. Mar. 14, 2012	Wheeling	@ Chicago	7:00 PM
Fri. Mar. 16, 2012	Reading	vs. Wheeling	7:35 PM
Sat. Mar. 17, 2012	Wheeling	@ Reading	7:05 PM
Sun. Mar. 18, 2012	Wheeling	@ Elmira	4:05 PM
Fri. Mar. 23, 2012	Cincinnati	vs. Wheeling	7:35 PM
Sat. Mar. 24, 2012	Wheeling	@ Cincinnati	7:35 PM
Sun. Mar. 25, 2012	Elmira	vs. Wheeling	4:05 PM
Wed. Mar. 28, 2012	Wheeling	@ Reading	7:05 PM
Fri. Mar. 30, 2012	Wheeling	@ Trenton	7:00 PM
Sat. Mar. 31, 2012	Elmira	vs. Wheeling	7:35 PM

Games in bold are Home Games

* Games Played in Johnstown, PA

Fig 1: CONSOL Energy Center seating chart



GET PLUGGED INTO PENGUINS® HOCKEY.

PROUD TO POWER THE HOME OF THE PENGUINS.®

 **CONSOL ENERGY**
AMERICA'S ENERGY STARTS HERE.

PLAYERS



2010-11 FINAL SEASON STATS

Player	GP	G	A	P	+/-	PIM	PP	SH	GW	OT	S	S%	TOI/G	Sft/G	FO%
Sidney Crosby	41	32	34	66	20	31	10	1	3	0	161	19.9	21:55	22.7	55.7
Kris Letang	82	8	42	50	15	101	4	0	2	1	236	3.4	24:02	25.0	100.0
Chris Kunitz	66	23	25	48	18	47	7	1	2	0	133	17.3	18:16	20.6	50.0
Tyler Kennedy	80	21	24	45	1	37	7	0	2	1	234	9.0	14:31	17.6	45.0
Pascal Dupuis	81	17	20	37	16	59	0	4	3	0	171	9.9	16:51	20.6	21.4
Evgeni Malkin	43	15	22	37	-4	18	5	0	3	0	182	8.2	19:49	20.0	38.5
Alex Goligoski	60	9	22	31	20	28	4	0	4	1	101	8.9	20:45	23.3	0.0
Matt Cooke	67	12	18	30	14	129	0	3	2	0	95	12.6	15:38	20.0	27.6
Jordan Staal	42	11	19	30	7	24	3	0	4	1	91	12.1	21:21	24.2	46.9
Mark Letestu	64	14	13	27	4	13	4	0	3	0	128	10.9	14:15	17.0	55.4
Paul Martin	77	3	21	24	9	16	2	0	1	0	104	2.9	23:21	26.7	0.0
Maxime Talbot	82	8	13	21	-3	66	0	2	2	0	117	6.8	15:04	19.5	48.6
Zbynek Michalek	73	5	14	19	0	30	1	0	2	0	104	4.8	21:50	25.5	0.0
Michael Rupp	81	9	8	17	-4	124	0	0	1	0	81	11.1	10:03	12.9	50.6
Ben Lovejoy	47	3	14	17	11	48	0	0	0	0	60	5.0	15:00	19.9	0.0
Chris Conner	60	7	9	16	5	10	0	0	3	0	91	7.7	11:49	15.0	25.0
Craig Adams	80	4	11	15	-5	76	0	2	1	0	90	4.4	12:11	15.9	41.7
Brooks Orpik	63	1	12	13	12	66	0	0	0	0	56	1.8	20:52	24.4	100.0
Dustin Jeffrey	25	7	5	12	5	4	1	0	1	1	39	17.9	12:58	16.7	44.1
Arron Asham	44	5	6	11	0	46	0	0	0	0	60	8.3	9:33	12.6	33.3
Deryk Engelland	63	3	7	10	-5	123	0	0	0	0	49	6.1	13:20	17.0	0.0
Alex Kovalev	20	2	5	7	3	16	0	0	0	0	28	7.1	17:10	18.1	25.0
James Neal	20	1	5	6	-1	6	0	0	0	0	52	1.9	16:53	18.9	16.7
Mike Comrie	21	1	5	6	-4	18	0	0	0	0	25	4.0	11:49	13.3	37.5
Brett Sterling	7	3	2	5	1	16	1	0	0	0	14	21.4	15:07	18.0	66.7
Matt Niskanen	18	1	3	4	-2	20	0	0	0	0	26	3.8	18:30	22.3	0.0
Eric Tangradi	15	1	2	3	-4	10	0	0	0	0	18	5.6	11:12	13.3	33.3
Nick Johnson	4	1	2	3	1	5	0	0	0	0	10	10.0	16:44	17.8	0.0
Eric Godard	19	0	3	3	4	105	0	0	0	0	1	0.0	5:10	7.4	0.0
Joe Vitale	9	1	1	2	-1	13	0	0	0	0	13	7.7	10:34	13.0	56.2
Andrew Hutchinson	5	0	1	1	-3	6	0	0	0	0	2	0.0	15:18	18.4	0.0
Ryan Craig	6	0	0	0	-3	22	0	0	0	0	7	0.0	9:49	12.3	60.0
Corey Potter	1	0	0	0	0	22	0	0	0	0	1	0.0	16:43	20.0	0.0
Brian Strait	3	0	0	0	-1	0	0	0	0	0	0	0.0	13:32	16.3	0.0
Tim Wallace	7	0	0	0	-3	5	0	0	0	0	1	0.0	8:03	10.6	100.0

GOALTENDERS

	Player	GP	GS	W	L	OT	SA	GA	GAA	Sv	Sv%	SO	G	A	PIM	TOI
1	Marc-Andre Fleury	65	62	36	20	5	1742	143	2.32	1599	.918	3	0	1	10	3,695:10
2	Brent Johnson	23	20	13	5	3	604	47	2.17	557	.922	1	0	1	24	1,296:42

2010-11 TRANSACTIONS

Oct. 6, 2010	Eric Tangradi assigned to Wheeling (ECHL). Patrick Killeen recalled from Wheeling (ECHL)	Feb. 2, 2011	Eric Tangradi recalled from Wilkes-Barre/Scranton (AHL)
Oct. 7, 2010	Eric Tangradi recalled from Wheeling (ECHL). Arron Asham placed on injured reserve	Feb. 4, 2011	Evgeni Malkin activated from injured reserve. Mark Letestu placed on injured reserve
Oct. 8, 2010	Patrick Killeen re-assigned to Wheeling (ECHL)	Feb. 6, 2011	Tim Wallace recalled from Wilkes-Barre/Scranton (AHL). Arron Asham placed on injured reserve
Oct. 12, 2010	Andrew Hutchinson recalled from Wilkes-Barre/Scranton (AHL)	Feb. 9, 2011	Eric Tangradi and Tim Wallace re-assigned to Wilkes-Barre/Scranton (AHL)
Oct. 25, 2010	Eric Tangradi and Andrew Hutchinson re-assigned to Wilkes-Barre/Scranton (AHL)	Feb. 10, 2011	Evgeni Malkin and Chris Kunitz placed on injured reserve. Brett Sterling, Ryan Craig, Joe Vitale and Nick Johnson recalled from Wilkes-Barre/Scranton (AHL)
Nov. 10, 2010	Chris Conner recalled from Wilkes-Barre/Scranton (AHL)	Feb. 11, 2011	Eric Tangradi recalled from Wilkes-Barre/Scranton (AHL). Dustin Jeffrey placed on injured reserve
Dec. 10, 2010	Mike Comrie placed on injured reserve. Dustin Jeffrey recalled from Wilkes-Barre/Scranton (AHL)	Feb. 12, 2011	Tim Wallace recalled from Wilkes-Barre/Scranton (AHL). Eric Tangradi placed on injured reserve
Dec. 16, 2010	Dustin Jeffrey re-assigned to Wilkes-Barre/Scranton (AHL)	Feb. 16, 2011	Nick Johnson placed on injured reserve
Dec. 23, 2010	Dustin Jeffrey and John Curry recalled from Wilkes-Barre/Scranton (AHL)	Feb. 17, 2011	Tim Wallace re-assigned to Wilkes-Barre/Scranton (AHL)
Dec. 26, 2010	Dustin Jeffrey re-assigned to Wilkes-Barre/Scranton (AHL). Eric Godard placed on injured reserve	Feb. 19, 2011	Tim Wallace recalled from Wilkes-Barre/Scranton (AHL)
Dec. 29, 2010	John Curry re-assigned to Wilkes-Barre/Scranton (AHL)	Feb. 21, 2011	Brian Strait recalled from Wilkes-Barre/Scranton (AHL)
Jan. 1, 2011	Jordan Staal activated from injured reserve	Feb. 21, 2011	James Neal and Matt Niskanen acquired from the Dallas Stars in exchange for Alex Goligoski
Jan. 3, 2011	Deryk Engelland re-signed to a three-year contract extension	Feb. 22, 2011	Brian Strait and Ryan Craig re-assigned to Wilkes-Barre/Scranton (AHL)
Jan. 6, 2011	Sidney Crosby placed on injured reserve	Feb. 23, 2011	Brooks Orpik placed on injured reserve
Jan. 10, 2011	Dustin Jeffrey recalled from Wilkes-Barre/Scranton (AHL)	Feb. 24, 2011	Tim Wallace re-assigned to Wilkes-Barre/Scranton (AHL)
Jan. 12, 2011	Dustin Jeffrey re-assigned to Wilkes-Barre/Scranton (AHL)	Feb. 24, 2011	Alex Kovalev acquired from the Ottawa Senators in exchange for a conditional seventh-round draft pick
Jan. 15, 2011	Dustin Jeffrey recalled from Wilkes-Barre/Scranton (AHL)	Feb. 25, 2011	Brian Strait recalled from Wilkes-Barre/Scranton (AHL). Dustin Jeffrey activated from injured reserve
Jan. 18, 2011	Evgeni Malkin placed on injured reserve	Feb. 26, 2011	Brett Sterling re-assigned to Wilkes-Barre/Scranton (AHL). Mark Letestu activated from injured reserve
Jan. 16, 2011	Dustin Jeffrey re-assigned to Wilkes-Barre/Scranton (AHL)	Feb. 27, 2011	Dustin Jeffrey, Joe Vitale and Brian Strait re-assigned to Wilkes-Barre/Scranton (AHL)
Jan. 18, 2011	Mark Letestu re-signed to a two-year contract extension	March 1, 2011	Dustin Jeffrey recalled from Wilkes-Barre/Scranton (AHL)
Jan. 19, 2011	Dustin Jeffrey recalled from Wilkes-Barre/Scranton (AHL)		
Jan. 26, 2011	Dustin Jeffrey re-assigned to Wilkes-Barre/Scranton (AHL)		
Feb. 1, 2011	Dustin Jeffrey recalled from Wilkes-Barre/Scranton (AHL). Eric Godard activated from injured reserve		

March 2, 2011	Chris Kunitz activated from injured reserve
March 15, 2011	Corey Potter and Steve Wagner recalled from Wilkes-Barre/Scranton (AHL)
March 16, 2011	Corey Potter and Steve Wagner re-assigned to Wilkes-Barre/Scranton (AHL)
March 19, 2011	Arron Asham activated from injured reserve
March 22, 2011	Tom Kuhnhackl signed to a three-year entry level contract
March 24, 2011	Brad Thiessen recalled from Wilkes-Barre/Scranton (AHL). Eric Tangradi activated from injured reserve
March 25, 2011	Mike Comrie activated from injured reserve
March 26, 2011	Brooks Orpik activated from injured reserve
March 28, 2011	Paul Thompson signed to two-year entry level contract.
April 4, 2011	Brian Gibbons signed to two-year entry level contract.
June 9, 2011	Craig Adams re-signed to two-year contract
June 28, 2011	Pascal Dupuis re-signed to two-year contract
June 29, 2011	Arron Asham re-signed to one-year contract
July 1, 2011	Tyler Kenndy re-signed to two-year contract
July 1, 2011	Steve Sullivan signed to one-year contract
July 1, 2011	Colin McDonald signed to one-year contract
July 3, 2011	Boris Valabik signed to one-year contract
July 5, 2011	Alexandre Picard signed to one-year contract
July 5, 2011	Brad Thiessen re-signed to one-year contract
July 12, 2011	Steve MacIntyre signed to one-year contract
July 12, 2011	Dustin Jeffrey re-signed to two-year contract
July 13, 2011	Scott Munroe signed to one-year contract
July 26, 2011	Jason Williams signed to one-year contract
July 26, 2011	Scott Harrington signed to three-year entry level contract
August 8, 2011	Joseph Morrow signed to three-year entry level contract
Sept. 8, 2011	Richard Park signed to one-year contract

2010-11 MAN GAMES LOST

TOTAL GAMES MISSED	#	PLAYER	GAMES MISSED
6	1	Brent Johnson	Dec. 23-Dec. 28; March 24-27
2	2	Matt Niskanen	March 13-15
9	4	Zbynek Michalek	Oct. 13-Oct. 30
1	6	Ben Lovejoy	Jan. 15
4	7	Paul Martin	Feb. 21-26
18	10	Mark Letestu	Feb. 1-Feb. 25; March 20-27
39	11	Jordan Staal	Oct. 7-Dec. 29
15	14	Chris Kunitz	Dec. 14-Dec. 15; Feb. 8-March 5
14	15	Dustin Jeffrey	Feb. 11-23; March 25-April 10
1	18	James Neal	April 10
52	19	Mike Comrie	Nov. 10; Nov. 26-March 24
16	26	Eric Tangradi	Feb. 13-March 21
13	28	Eric Godard	Dec. 28-Jan. 25
23	38	Nick Johnson	Feb. 20-April 10
19	44	Brooks Orpik	Oct. 11-Oct. 21; Feb. 25-March 25
36	45	Arron Asham	Oct. 7-Oct. 23; Nov. 29; Dec. 23-Dec. 26; Jan. 10; Feb. 2-March 20; March 29-April 2
2	48	Tyler Kennedy	Nov. 15; Feb. 26
39	71	Evgeni Malkin	Oct. 30; Dec. 4-Dec. 11; Jan. 20-Feb. 1-Feb. 2; Feb. 6-April 10
41	87	Sidney Crosby	Jan. 6-April 10
TOTALS			
350			

CRAIG ADAMS • 27

Position: RW

Shoots: Right

Ht: 6-0

Wt: 197

DOB: 4/26/77


Birthplace: Seria, Brunei Darussalam

Acquired: Claimed off waivers from the Chicago Blackhawks on March 4, 2009.



Up-To-Date Player Stats: Craig Adams

- Defensively reliable forward that excels on penalty kill and blocking shots.
- Nickname - "Addsy"
- Veteran of 10 NHL seasons with Carolina, Chicago and Pittsburgh.
- Two-time Stanley Cup champion (Carolina - 2005; Pittsburgh - 2009).
- Valuable member of Penguins' '09 championship team, contributing in 24 playoff games as defensive forward and penalty kill specialist.
- Key component of the Penguins' No. 1-ranked penalty killing unit in 2010-11 - the first time in franchise history the team finished the regular season with the league's top PK unit. Adams led all Pittsburgh forwards with an average of 3:05 shorthanded minutes per game.
- Led all Penguins forwards in '10-11 with 64 blocked shots and ranked 4th overall on the team with 171 hits.
- Finished the '10-11 regular season on a career-high 3-game scoring streak with 1 goal and 2 assists from April 2-8.
- Appeared in his 600th career NHL game on Nov. 3, 2010 at Dallas.
- Netted 1st career goal (and point) Nov. 10, 2000 vs. Toronto.
- Made NHL debut Oct. 24, 2000 vs. San Jose.
- Drafted by the Hartford Whalers in 9th round (223rd overall) of 1996 NHL Entry Draft.
- Played 4 seasons at Harvard from 1995-99.
- Majored in history at Harvard.
- Born in Seria, Brunei on island of Borneo in South China Sea where his father was working for Shell at the time. Raised in Calgary, AB.
- Married (Anne); 1 son (Rhys Argeo); 1 daughter (Francesca Alice).
- Wife's father is Paul Cellucci, former Governor of Massachusetts and U.S. Ambassador to Canada.
- Signed through 2012-13 season.



CAREER VS. NHL

	GP	G	A	PTS	PIM
ANA	15	0	4	4	5
BOS	30	1	3	4	29
BUF	29	3	2	5	13
CGY	10	1	1	2	5
CAR	10	0	1	1	0
CHI	7	3	1	4	8
COL	11	1	0	1	12
CBJ	19	3	4	7	6
DAL	12	0	1	1	5
DET	17	0	1	1	2
EDM	8	2	1	3	6
FLA	44	4	5	9	32
LAK	13	0	0	0	2
MIN	12	1	2	3	0
MTL	27	2	5	7	45
NSH	12	0	0	0	6
NJD	34	1	4	5	26
NYI	34	2	5	7	46
NYR	33	4	3	7	4
OTT	30	1	5	6	16
PHI	36	1	3	4	36
PHX	15	0	2	2	23
PIT	19	0	4	4	16
SJS	13	1	1	2	23
STL	13	1	2	3	22
TBL	41	1	6	7	29
TOR	29	1	2	3	24
VAN	9	1	1	2	12
WSH	42	1	3	4	44
WPG	45	5	2	7	34
Totals	669	41	74	115	531

CAREER HIGHS

Goals: 2 (1 time), 3/10/03 vs. CBJ

Assists: 3 (1 time), 12/6/05 at ANA

Points: 3 (4 times), 10/27/10 at TBL (1G-2A)

SOG: 6 (3 times), 12/16/08 at EDM

PIM: 17 (2 times), 2/11/11 at NYI

Hat Tricks: None

Goal Streak: 2, 12/10/05-12/13/05 (3)

Assist Streak: 2, 4/5/11-4/8/11 (2)

Point Streak: 3, 4/2/11-4/8/11 (1G-2A)



CAREER STATISTICS

YEAR	TEAM	LEAGUE	REGULAR SEASON										PLAYOFFS				
			GP	G	A	PTS	PIM	+/-	PP	SH	GW	S	GP	G	A	PTS	PIM
1995-96	Harvard	ECAC	34	8	9	17	56	--	--	--	--	--	--	--	--	--	--
1996-97	Harvard	ECAC	32	6	4	10	36	--	--	--	--	--	--	--	--	--	--
1997-98	Harvard	ECAC	12	6	6	12	12	--	--	--	--	--	--	--	--	--	--
1998-99	Harvard	ECAC	31	9	14	23	53	--	--	--	--	--	--	--	--	--	--
1999-00	Cincinnati	IHL	73	12	12	24	124	-3	0	1	2	97	8	0	1	1	14
2000-01	Carolina	NHL	44	1	0	1	20	-7	0	0	0	15	3	0	0	0	0
	Cincinnati	IHL	4	0	1	1	9	0	0	0	0	3	1	0	0	0	2
2001-02	Carolina	NHL	33	0	1	1	38	2	0	0	0	17	1	0	0	0	0
	Lowell	AHL	22	5	4	9	51	2	0	1	1	--	--	--	--	--	--
2002-03	Carolina	NHL	81	6	12	18	71	-11	1	0	1	107	--	--	--	--	--
2003-04	Carolina	NHL	80	7	10	17	69	-5	0	1	0	110	--	--	--	--	--
2004-05	Milano	ITALY	30	15	14	29	57	--	--	--	--	--	15	4	7	11	26
2005-06	Carolina	NHL	67	10	11	21	51	1	1	1	2	68	25	0	0	0	10
	Lowell	AHL	13	4	3	7	20	-1	1	1	0	--	--	--	--	--	--
2006-07	Carolina	NHL	82	7	7	14	54	-9	0	1	1	71	--	--	--	--	--
2007-08	Carolina	NHL	40	2	3	5	34	-8	0	0	0	31	--	--	--	--	--
	Chicago	NHL	35	2	4	6	24	-8	0	1	1	32	--	--	--	--	--
2008-09	Chicago	NHL	36	2	4	6	22	-3	1	0	0	38	--	--	--	--	--
	PITTSBURGH	NHL	9	0	1	1	0	0	0	0	0	9	24	3	2	5	16
2009-10	PITTSBURGH	NHL	82	0	10	10	72	-5	0	0	0	84	13	2	1	3	15
2010-11	PITTSBURGH	NHL	80	4	11	15	76	-5	0	2	1	90	7	1	0	1	2
NHL TOTALS			669	41	74	115	531	-58	3	6	6	672	73	6	3	9	43
PITTSBURGH TOTALS			171	4	22	26	148	-10	0	2	1	183	44	6	3	9	33

ARRON ASHAM • 45

Position: RW

Shoots: Right

Ht: 5-11

Wt: 205

DOB: 4/13/78

Birthplace: Portage La Prairie, MB

Acquired: Signed as an unrestricted free agent on August 20, 2010.



Up-To-Date Player Stats: Arron Asham

- Gritty, rugged winger plays with a physical edge.
- Nickname - "Ash"
- Played 11 NHL seasons with Montreal, NY Islanders, New Jersey, Philadelphia and Pittsburgh.
- Finished 1st season with Penguins in 2010-11. Led team in postseason goals (3) and points (t-4).
- Posted over 800 penalty minutes in his career.
- Hit double digits in goals 4 times in his career and broke 100-plus penalty minutes 3 times.
- Made NHL debut with Montreal against Pittsburgh Nov. 28, 1998.
- Recorded 1st point (assist) Dec. 18, 1999 at Toronto, and 1st goal Dec. 29, 1999 against Ottawa (Patrick Lalime).
- Originally drafted by Montreal in 3rd round (71st overall) of 1996 NHL Entry Draft.
- Played 4 seasons with Red Deer of Western Hockey League from 1994-98.
- Has own charity called "Arron's Chance 2 Play Hockey" (chance2play.com).
- Would like to live in New Zealand for a year.
- Has 3 children: 1 son (Dexter); 2 daughters (Azilynn, Oceane).
- Signed through 2011-12 season.



CAREER VS. NHL

	GP	G	A	PTS	PIM
ANA	9	1	2	3	9
BOS	38	4	4	8	46
BUF	34	7	12	19	44
CGY	10	1	2	3	2
CAR	37	2	4	6	72
CHI	7	1	6	7	8
COL	8	1	1	2	7
CBJ	8	2	0	2	4
DAL	11	1	1	2	9
DET	11	1	1	2	9
EDM	10	1	1	2	7
FLA	36	6	3	9	23
LAK	9	4	0	4	5
MIN	11	1	2	3	27
MTL	28	4	4	8	6
NSH	9	1	2	3	12
NJD	46	1	5	6	76
NYI	30	4	3	7	40
NYR	52	7	6	13	51
OTT	31	8	3	11	29
PHI	42	3	5	8	66
PHX	10	0	2	2	9
PIT	45	6	11	17	59
SJS	9	1	0	1	2
STL	10	1	1	2	20
TBL	35	2	3	5	54
TOR	33	6	7	13	41
VAN	11	3	1	4	14
WSH	31	3	4	7	40
WPG	31	4	7	11	73
Totals	692	87	103	190	864

CAREER HIGHS

Goals: 2 (7 times), 3/14/09 vs. NYR

Assists: 4 (1 time), 3/25/03 at CHI

Points: 5 (1 time), 3/25/03 at CHI (1G-4A)

SOG: 6 (1 time), 12/3/02 vs. VAN

PIM: 17 (3 times), 11/28/09 at ATL

Hat Tricks: None

Goal Streak: 3, 10/16/09-10/24/09 (3)

Assist Streak: 3, 1/3/10-1/7/10 (4)

Point Streak: 4, 12/10/05-12/19/05 (3G-2A)



CAREER STATISTICS

YEAR	TEAM	LEAGUE	REGULAR SEASON										PLAYOFFS				
			GP	G	A	PTS	PIM	+/-	PP	SH	GW	S	GP	G	A	PTS	PIM
1994-95	Red Deer	WHL	62	11	16	27	126	--	--	--	--	--	--	--	--	--	--
	Canada	U-18	5	2	3	5	4	--	--	--	--	--	--	--	--	--	--
1995-96	Red Deer	WHL	70	32	45	77	174	--	--	--	--	--	10	6	3	9	20
1996-97	Red Deer	WHL	67	45	51	96	149	--	--	--	--	--	16	12	14	26	36
1997-98	Red Deer	WHL	67	43	49	92	153	-3	16	2	4	--	5	0	2	2	8
	Fredericton	AHL	2	1	1	2	0	--	--	--	--	--	2	0	1	1	0
1998-99	Montreal	NHL	7	0	0	0	0	-4	0	0	0	5	--	--	--	--	--
	Fredericton	AHL	60	16	18	34	118	--	--	--	--	--	13	8	6	14	11
1999-00	Montreal	NHL	33	4	2	6	24	-7	0	1	1	29	--	--	--	--	--
	Quebec	AHL	13	4	5	9	32	-1	1	0	2	18	2	0	0	0	2
2000-01	Montreal	NHL	46	2	3	5	59	-9	0	0	0	32	--	--	--	--	--
	Quebec	AHL	15	7	9	16	51	2	6	0	0	39	7	1	2	3	2
2001-02	Montreal	NHL	35	5	4	9	55	7	0	0	0	30	3	0	1	1	0
	Quebec	AHL	24	9	14	23	35	1	2	0	2	--	--	--	--	--	--
2002-03	NY Islanders	NHL	78	15	19	34	57	1	4	0	1	114	5	0	0	0	16
2003-04	NY Islanders	NHL	79	12	12	24	92	-12	1	0	0	108	5	0	1	1	4
2004-05	ECH Visp	Swiss-2	5	2	4	6	6	--	--	--	--	--	--	--	--	--	--
2005-06	NY Islanders	NHL	63	9	15	24	103	-5	2	1	0	99	--	--	--	--	--
2006-07	NY Islanders	NHL	80	11	12	23	63	3	0	0	2	85	5	1	0	1	0
2007-08	New Jersey	NHL	77	6	4	10	84	-6	0	0	2	68	5	0	1	1	2
2008-09	Philadelphia	NHL	78	8	12	20	155	0	0	0	1	74	6	1	1	2	6
2009-10	Philadelphia	NHL	72	10	14	24	126	-2	0	0	2	91	23	4	3	7	10
2010-11	PITTSBURGH	NHL	44	5	6	11	46	0	0	0	0	60	7	3	1	4	2
NHL TOTALS			692	87	103	190	864	-34	7	2	9	795	59	9	8	17	40
PITTSBURGH TOTALS			44	5	6	11	46	0	0	0	0	60	7	3	1	4	2

MATT COOKE • 24

Position: LW


Shoots: Left

Ht: 5-11

Wt: 205

DOB: 9/7/78

Birthplace: Belleville, ON

Acquired: Signed as a free agent on July 5, 2008.


Up-To-Date Player Stats: Matt Cooke

- Feisty, energetic winger that plays with a physical edge and excels on penalty kill.
- Often used in a shutdown role against opposing teams' top forward units.
- Nickname - "Cookie"
- 13-year NHL veteran has played over 800 career games with Vancouver, Washington and Pittsburgh.
- Won Stanley Cup title with Pittsburgh in 2009.
- Was a key member of the Penguins' No. 1-ranked penalty killing unit in 2010-11 — the first time Pittsburgh has finished the regular season with the NHL's top PK unit. He ranked T-10th in the league in shorthanded goals (3), T-2nd in shorthanded assists (3) and T-5th in shorthanded points (6).
- Ranked 2nd on the team and led all Penguins forwards with 192 hits in 2010-11.
- Has 301 points (126G-175A) and plus-50 rating in NHL career.
- Hit double digits in goals 9 times in career.
- Topped 30-point mark 6 times in career.
- His best season was 2002-03 with Vancouver when he posted career highs in goals (15), assists (27), points (42) and plus-minus rating (+21).
- Originally drafted by Vancouver (6th round, 144th overall, 1997 NHL Entry Draft) and broke into NHL in 1999-2000.
- Represented Canada at 2004 World Championships and 1998 World Junior Championships.
- Played 4 years in Ontario Hockey League, split between Windsor and Kingston from 1995-98.
- Married (Michelle); 2 daughters (Gabby, Reece); 1 son (Jackson).
- Sponsors Cooke Foundation for Hope (www.foundationofhope.ca), which brings children to hockey games who otherwise would not have been able to attend.
- Signed through 2012-13 season.

CAREER VS. NHL

	GP	G	A	PTS	PIM
ANA	32	9	6	15	38
BOS	23	4	10	14	50
BUF	22	3	6	9	33
CGY	44	1	10	11	34
CAR	18	2	0	2	16
CHI	33	6	8	14	46
COL	41	5	7	12	39
CBJ	29	5	7	12	46
DAL	32	3	7	10	52
DET	36	8	9	17	24
EDM	48	9	7	16	40
FLA	20	2	5	7	8
LAK	31	4	4	8	38
MIN	43	7	11	18	67
MTL	20	4	2	6	16
NSH	34	3	15	18	30
NJD	22	2	1	3	25
NYI	21	3	6	9	24
NYR	20	4	1	5	65
OTT	21	2	6	8	16
PHI	26	10	4	14	35
PHX	30	4	6	10	34
PIT	8	2	0	2	7
SJS	33	6	6	12	43
STL	29	5	6	11	29
TBL	19	3	5	8	14
TOR	28	5	8	13	49
VAN	3	1	1	2	15
WSH	19	1	3	4	16
WPG	20	3	8	11	39
Totals	805	126	175	301	988

CAREER HIGHS

Goals: 2 (8 times), 11/16/09 vs. ANA
Assists: 2 (14 times), 12/11/08 vs. NYI
Points: 3 (4 times), 3/3/08 vs. BOS (1G-2A)

SOG: 7 (1 time), 3/2/06 at NSH
PIM: 20 (1 time), 2/19/04 at MIN
Hat Tricks: None

Goal Streak: 2, 12/20/10-12/22/10 (2)
Assist Streak: 4, 3/17/03-3/23/10 (5)
Point Streak: 5, 11/8/08-11/18/08 (2G-4A)



CAREER STATISTICS

YEAR	TEAM	LEAGUE	REGULAR SEASON										PLAYOFFS				
			GP	G	A	PTS	PIM	+/-	PP	SH	GW	S	GP	G	A	PTS	PIM
1994-95	Wellington	MTJHL	46	9	23	32	62	--	--	--	--	--	--	--	--	--	--
1995-96	Windsor	OHL	61	8	11	19	102	--	--	--	--	--	7	1	3	4	6
1996-97	Windsor	OHL	65	45	50	95	146	--	--	--	--	--	5	5	5	10	10
1997-98	Windsor	OHL	23	14	19	33	50	1	4	3	0	--	12	8	8	16	20
	Canada	WJC	6	1	1	2	6	--	--	--	--	--	--	--	--	--	--
	Kingston	OHL	25	8	13	21	49	-6	0	1	1	--	--	--	--	--	--
1998-99	Vancouver	NHL	30	0	2	2	27	-12	0	0	0	22	--	--	--	--	--
	Syracuse	AHL	37	15	18	33	119	-28	8	0	3	98	--	--	--	--	--
1999-00	Vancouver	NHL	51	5	7	12	39	3	0	1	1	58	--	--	--	--	--
	Syracuse	AHL	18	5	8	13	27	2	1	0	0	52	--	--	--	--	--
2000-01	Vancouver	NHL	81	14	13	27	94	5	0	2	0	121	4	0	0	0	4
2001-02	Vancouver	NHL	82	13	20	33	111	4	1	0	2	103	6	3	2	5	0
2002-03	Vancouver	NHL	82	15	27	42	82	21	1	4	0	118	14	2	1	3	12
2003-04	Vancouver	NHL	53	11	12	23	73	5	1	1	4	79	7	3	1	4	12
	Canada	WC	9	2	2	4	8	--	--	--	--	--	--	--	--	--	--
2004-05	Did Not Play																
2005-06	Vancouver	NHL	45	8	10	18	71	-8	0	0	2	67	--	--	--	--	--
2006-07	Vancouver	NHL	81	10	20	30	64	0	1	0	3	133	1	0	0	0	2
2007-08	Vancouver	NHL	61	7	9	16	64	-4	0	0	1	68	--	--	--	--	--
	Washington	NHL	17	3	4	7	27	5	0	1	0	18	7	0	0	0	4
2008-09	PITTSBURGH	NHL	76	13	18	31	101	0	0	0	1	86	24	1	6	7	22
2009-10	PITTSBURGH	NHL	79	15	15	30	106	17	2	0	1	105	13	4	2	6	22
2010-11	PITTSBURGH	NHL	67	12	18	30	129	14	0	3	2	95	--	--	--	--	--
NHL TOTALS			805	126	175	301	988	50	6	12	17	1073	76	13	12	25	78
PITTSBURGH TOTALS			222	40	51	91	336	31	2	3	4	286	37	5	8	13	44

SIDNEY CROSBY • 87

Position: C

Shoots: Left

Ht: 5-11

Wt: 200

DOB: 8/7/87


Birthplace: Cole Harbour, NS

Acquired: Drafted by Penguins in the first round (1st overall) of the 2005 Entry Draft.



Up-To-Date Player Stats: Sidney Crosby

- Young phenom is widely regarded as the most gifted offensive talent in the NHL.
- Nickname - "Sid"
- In 6 NHL seasons, has already won the Stanley Cup (2009), Hart Trophy (MVP - 2007), Art Ross (scoring champion - 2007), Rocket Richard (goal-scoring champion - 2010 - tied with Steven Stamkos), Ted Lindsay (outstanding player as voted on by peers - 2007) and Mark Messier Leadership Award (2010).
- Alternate captain of Canada's 2010 Olympic gold-medal winning team, scoring the medal-deciding OT goal against the U.S. in Gold Medal Game.
- Started the 2010-11 campaign by scoring 32 goals and 66 points in first 41 games before missing the rest of the year with a concussion.
- Posted a 25-game scoring streak from Nov. 5 to Dec. 28, 2010, totaling 50 points (26G-24A). The 25-game run is 3rd longest in team history and tied for 8th longest in NHL history. Only 5th player in NHL history to average a goal per game in a streak of 25 games or more (Wayne Gretzky, Brett Hull, Steve Yzerman & Bryan Trottier).
- Also recorded a 19-game scoring streak from Oct. 6 to Nov. 17, 2007 for 30 points (11G-19A).
- Posted 100-plus points, 50-plus assists 4 times in career.
- Notched 30-plus goals 5 times in career.
- Became youngest captain in NHL history (19 years, 9 months) and youngest captain in NHL history to lead his team to a Stanley Cup title (21 years old).
- Career average of 1.32 postseason points per game ranks 3rd in NHL history behind only Wayne Gretzky (1.83) and Mario Lemieux (1.6) - minimum 40 games played.
- 3rd-youngest player to reach 500 points (22 years, 244 days) in NHL history: Wayne Gretzky (21 years, 52 days); Mario Lemieux (22 years, 172 days).
- Set 3 career milestones Oct. 18, 2008 vs. Toronto with his 100th goal, 200th assist and 300th point.
- Tied NHL single-season playoff record by scoring the 1st goal in a game 6 times (2009).
- Youngest player in NHL history to reach 200 points (19 years, 207 days) with a goal March 2, 2007 vs. Carolina.
- In 2007, became youngest scoring champion (120 points), youngest Ted Lindsay recipient and second-youngest league MVP (Wayne Gretzky).



CAREER VS. NHL

	GP	G	A	PTS	PIM
ANA	5	2	3	5	0
BOS	18	6	22	28	15
BUF	20	10	15	25	10
CGY	5	5	1	6	4
CAR	20	7	19	26	16
CHI	2	0	2	2	2
COL	4	5	3	8	6
CBJ	6	3	7	10	10
DAL	4	4	3	7	7
DET	6	2	3	5	8
EDM	4	0	4	4	0
FLA	21	13	13	26	42
LAK	3	1	4	5	2
MIN	5	3	4	7	11
MTL	19	11	15	26	14
NSH	5	3	7	10	8
NJD	34	18	19	37	46
NYI	33	18	44	62	26
NYR	37	20	32	52	28
OTT	20	4	13	17	20
PHI	36	26	36	62	30
PHX	6	3	7	10	4
PIT	-	-	-	-	-
SJS	4	0	1	1	6
STL	5	0	4	4	4
TBL	21	6	14	20	14
TOR	22	17	18	35	14
VAN	5	2	0	2	10
WSH	21	13	22	35	6
WPG	21	13	22	35	24
Totals	412	215	357	572	387

CAREER HIGHS

Goals: 3 (5 times), 2/1/10 vs. BUF
Assists: 5 (1 time), 12/13/06 vs. PHI
Points: 6 (2 times), 1/19/10 vs. NYI (2G-4A)

PIM: 21 (1 time), 1/3/09 vs. FLA
SOG: 9 (4 times), 1/3/10 at FLA
Hat Tricks: 5, 2/1/10 vs. BUF (3G)

Goal Streak: 6, 12/5/06-12/15/06 (6)
Assist Streak: 9, 12/20/07-1/8/08 (13)
Point Streak: 25, 11/5/10-12/28/10 (26G-24A)

- Ranked 5th in NHL scoring (102 points) as 18-year-old rookie in 2005-06 and youngest player in league history to reach 100 points. His 102 points surpassed Mario Lemieux's team rookie record of 100 points (1984-85).
- Represented Canada at World Championships (2006) and World Junior Championships (2004, '05). Won gold in '05 and silver medal in '04 tournament.
- Youngest player to lead World Championships in scoring with 16 points (8G-8A) in 2006 (18 years old).
- Played 2 seasons with Rimouski Oceanic of the Quebec Major Junior Hockey League from 2003-05.
- Was named Canadian Hockey League Player of the Year and won scoring champion in each of his 2 seasons of CHL play (2004 and '05).
- Led Rimouski to QMJHL title and Memorial Cup berth in 2005.
- His 135 points in 2003-04 were 2nd most by a 16-year-old in CHL history behind Wayne Gretzky (182, Sault Ste. Marie, 1977-78).
- Averaged 2.51 points per game with Rimouski, the 2nd-highest average in CHL history behind Mario Lemieux (2.81).
- Holds 2nd-highest single-season points per game total (2.71, 2004-05), behind only Mario Lemieux (4.03, Laval, 1983-84).
- Father Troy was a goaltender for Verdun of QMJHL and was drafted by Montreal in 1984.
- Won ESPY award for Best NHL Player 4 years in a row (2007-10).



- Top-voted player in All-Star Fan Balloting for 4 straight seasons (2007-10).
- Lists Steve Yzerman as hockey idol.
- Signed through 2012-13 season.

CAREER STATISTICS

YEAR	TEAM	LEAGUE	REGULAR SEASON										PLAYOFFS				
			GP	G	A	PTS	PIM	+/-	PP	SH	GW	S	GP	G	A	PTS	PIM
2002-03	Shattuck	USHS	57	72	90	162	--	--	--	--	--	--	--	--	--	--	--
2003-04	Rimouski	QMJHL	59	54	81	135	74	--	--	--	--	--	9	7	9	16	13
	Canada	WJC	6	2	3	5	4	--	--	--	--	--	--	--	--	--	--
2004-05	Rimouski	QMJHL	62	66	102	168	84	--	--	--	--	--	13	14	17	31	16
	Rimouski	M. Cup	--	--	--	--	--	--	--	--	--	--	5	6	5	11	6
	Canada	WJC	6	6	3	9	4	--	--	--	--	--	--	--	--	--	--
2005-06	PITTSBURGH	NHL	81	39	63	102	110	-1	16	0	5	278	--	--	--	--	--
	Canada	WC	9	8	8	16	10	7	2	0	1	25	--	--	--	--	--
2006-07	PITTSBURGH	NHL	79	36	84	120*	60	10	13	0	4	250	5	3	2	5	4
2007-08	PITTSBURGH	NHL	53	24	48	72	39	18	6	0	4	173	20	6	21*	27*	12
2008-09	PITTSBURGH	NHL	77	33	70	103	76	3	7	0	3	238	24	15*	16	31	14
2009-10	PITTSBURGH	NHL	81	51*	58	109	71	15	13	2	6	298	13	6	13	19	6
	Canada	Olympics	7	4	3	7	4	--	1	0	2	--	--	--	--	--	--
2010-11	PITTSBURGH	NHL	41	32	34	66	31	20	10	1	3	161	--	--	--	--	--
PIT/NHL TOTALS			412	215	357	572	387	65	65	3	25	1398	62	30	52	82	36

*NHL LEADER

PASCAL DUPUIS • 9

Position: LW

Shoots: Left

Ht: 6-1

Wt: 205

DOB: 4/7/79


Birthplace: Laval, PQ

Acquired: From Atlanta on Feb. 26, 2008 with Marian Hossa for Colby Armstrong, Erik Christensen, Angelo Esposito and 2008 first-round pick.



Up-To-Date Player Stats: Pascal Dupuis

- Speedy, versatile forward can play left and right wing on any line, also a strong performer on the team's penalty killing unit.
- Nickname - "Duper"
- Played 9 NHL seasons with Minnesota, NY Rangers, Atlanta and Pittsburgh.
- Recorded double digits in goals for 9 straight seasons, and has hit 30 points 3 times in career.
- Topped 30-point mark 6 times in career.
- Was a valuable member of the Penguins' No. 1-ranked penalty killing unit in 2010-11 — the first time Pittsburgh has ever finished the season with the league's top-ranked PK unit. Dupuis led the Penguins and finished T-5th in the NHL with a career-high 4 shorthanded tallies.
- Ranked 3rd on the team in 2010-11 with a plus-16 rating and 2nd among Penguins forwards with 55 blocked shots.
- Recorded 1st career hat trick Dec. 11, 2008 vs. NY Islanders.
- Scored game-deciding shootout goal to secure the longest shootout win in franchise history (7 rounds) Dec. 23, 2010 at Washington.
- Scored a goal in his 1st game with the Penguins Feb. 28, 2008 at Boston and has scored a goal in his 1st game with all 4 of his NHL teams (Minnesota, NY Rangers, Atlanta).
- Best NHL season came in 2002-03 with Minnesota when he established career highs in goals (20), assists (28), points (48) and plus-minus rating (+17).
- Broke into NHL with Minnesota after signing as an undrafted free agent.
- Played 4 seasons in the Quebec Major Junior Hockey League with Rouyn-Noranda and Shawinigan from 1996-2000.
- Played soccer growing up in Quebec.
- Married (Carole-Lyne); 3 daughters (Maeva, Zoe and Lola); 1 son (Kody). Family resides in Blainville, Quebec in offseason.
- Signed through 2012-13 season.



CAREER VS. NHL

	GP	G	A	PTS	PIM
ANA	21	1	7	8	8
BOS	21	7	4	11	10
BUF	23	4	6	10	6
CGY	27	7	6	13	14
CAR	24	8	4	12	10
CHI	19	3	6	9	10
COL	30	4	8	12	20
CBJ	22	4	3	7	6
DAL	20	5	5	10	2
DET	26	2	7	9	8
EDM	30	8	6	14	10
FLA	24	7	4	11	4
LAK	19	3	5	8	12
MIN	4	2	2	4	2
MTL	22	5	5	10	6
NSH	18	2	4	6	18
NJD	29	4	5	9	10
NYI	25	6	8	14	27
NYR	30	6	8	14	14
OTT	23	4	3	7	8
PHI	29	3	7	10	8
PHX	18	5	3	8	16
PIT	8	2	0	2	4
SJS	21	4	1	5	4
STL	18	3	3	6	4
TBL	25	6	9	15	16
TOR	20	4	5	9	8
VAN	30	6	4	10	24
WSH	24	2	4	6	6
WPG	18	3	5	8	8
Totals	668	130	147	277	303

CAREER HIGHS

Goals: 3 (1 time), 12/11/08 vs. NYI

Assists: 4 (1 time), 3/25/04 at CHI

Points: 4 (1 time), 3/25/04 at CHI (4A)

SOG: 10 (1 time), 3/4/10 at NYR

PIM: 15 (1 time), 2/11/11 at NYI

Hat Tricks: 1, 12/11/08 vs. NYI (3G)

Goal Streak: 4, 11/20/06-11/25/06 (4)

Assist Streak: 5, 3/12/08-3/22/08 (8)


Point Streak: 5, 3/6/10-3/14/10 (3G-3A)



CAREER STATISTICS

REGULAR SEASON													PLAYOFFS				
YEAR	TEAM	LEAGUE	GP	G	A	PTS	PIM	+/-	PP	SH	GW	S	GP	G	A	PTS	PIM
1996-97	Rouyn-Noranda	QMJHL	44	9	15	24	20	--	--	--	--	--	--	--	--	--	--
1997-98	Rouyn-Noranda	QMJHL	39	9	17	26	36	--	--	--	--	--	--	--	--	--	--
	Shawinigan	QMJHL	28	7	13	20	10	--	--	--	--	--	6	2	0	2	4
1998-99	Shawinigan	QMJHL	57	30	42	72	118	--	--	--	--	--	6	1	8	9	18
1999-00	Shawinigan	QMJHL	61	50	55	105	99	--	--	--	--	--	13	15	7	22	4
2000-01	Minnesota	NHL	4	1	0	1	4	0	1	0	0	8	--	--	--	--	--
	Cleveland	IHL	70	19	24	43	37	--	--	--	--	--	4	0	0	0	0
2001-02	Minnesota	NHL	76	15	12	27	16	-10	3	2	0	154	--	--	--	--	--
2002-03	Minnesota	NHL	80	20	28	48	44	17	6	0	4	183	16	4	4	8	8
2003-04	Minnesota	NHL	59	11	15	26	20	5	2	0	1	127	--	--	--	--	--
2004-05	HC Ajoie	Swiss-2	8	5	5	10	26	--	--	--	--	--	6	6	8	14	8
2005-06	Minnesota	NHL	67	10	16	26	40	-10	4	0	2	151	--	--	--	--	--
2006-07	Minnesota	NHL	48	10	3	13	38	-7	2	2	0	106	--	--	--	--	--
	NY Rangers	NHL	6	1	0	1	0	-4	0	0	0	10	--	--	--	--	--
	Atlanta	NHL	17	3	2	5	4	-6	0	0	1	40	4	1	2	3	4
2007-08	Atlanta	NHL	62	10	5	15	24	-4	0	3	1	111	--	--	--	--	--
	PITTSBURGH	NHL	16	2	10	12	8	4	0	0	0	32	20	2	5	7	18
2008-09	PITTSBURGH	NHL	71	12	16	28	30	1	0	0	2	145	16	0	0	0	8
2009-10	PITTSBURGH	NHL	81	18	20	38	16	5	0	0	5	157	13	2	6	8	4
2010-11	PITTSBURGH	NHL	81	17	20	37	59	16	0	4	3	171	7	1	0	1	2
NHL TOTALS			668	130	147	277	303	7	18	11	19	1,395	76	10	17	27	44
PITTSBURGH TOTALS			249	49	66	115	113	26	0	4	10	505	56	5	11	16	32

DERYK ENGELLAND • 5



Position: D

Shoots: Right

Ht: 6-2

Wt: 202

DOB: 4/3/82

Birthplace: Edmonton, AB

Acquired: Signed by as a free agent on July 16, 2007.



Up-To-Date Player Stats: Deryk Engelland

- Physical, rugged defenseman.
- Nickname - "Engo"
- Dedicated and persistent player broke into NHL at age 28. Played first full season at NHL level in 2010-11.
- Voted by Pittsburgh Chapter of the Professional Hockey Writers Association as the team's representative for the NHL Bill Masterton Award - the player who best exemplifies the qualities of perseverance, sportsmanship and dedication to hockey in 2010-11.
- Scored 1st NHL goal Nov. 12, 2010 vs. Tampa Bay.
- 1st NHL game Nov. 10, 2009 at Boston.
- Played for Lowell, Hershey and Wilkes-Barre/Scranton of the American Hockey League, and Las Vegas, South Carolina and Reading of the ECHL.
- Member of Wilkes-Barre/Scranton's 2008 team that appeared in the Calder Cup Final.
- Durable blueliner played in 100 straight AHL regular-season games for WBS. His streak was broken due to a call-up to Pittsburgh.
- Originally drafted by New Jersey in the 6th round (194th overall) of the 2000 NHL Entry Draft.
- Played 5 seasons with Moose Jaw of the Western Hockey League from 1998-2003.
- Lives in Las Vegas during the offseason.
- Married (Melissa).
- Signed through 2013-14 season.

CAREER VS. NHL

	GP	G	A	PTS	PIM
ANA	2	0	1	1	7
BOS	5	0	1	1	5
BUF	3	0	1	1	2
CGY	1	0	0	0	9
CAR	3	0	0	0	6
CHI	1	0	0	0	0
COL	1	0	0	0	0
CBJ	1	1	0	1	2
DAL	1	0	0	0	2
DET	2	0	0	0	0
EDM	1	0	0	0	0
FLA	1	0	1	1	0
LAK	1	0	0	0	5
MIN	-	-	-	-	-
MTL	4	0	0	0	0
NSH	1	0	0	0	5
NJD	5	0	0	0	7
NYI	6	0	1	1	19
NYR	5	1	1	2	7
OTT	4	0	0	0	22
PHI	5	0	0	0	13
PHX	2	0	0	0	10
PIT	-	-	-	-	-
SJS	1	0	1	1	2
STL	1	0	0	0	0
TBL	2	1	0	1	0
TOR	4	0	0	0	12
VAN	1	0	0	0	0
WSH	4	0	0	0	0
WPG	4	0	2	2	5
Totals	72	3	9	12	140

CAREER HIGHS

Goals: 1 (3 times), 2/13/11 at NYR

Assists: 1 (9 times), 3/8/11 vs. BUF

Points: 1 (12 times), 3/8/11 vs. BUF (1A)

SOG: 3 (6 times), 3/5/11 at BOS

PIM: 15 (1 time), 3/15/11 at OTT

Hat Tricks: None

Goal Streak: None

Assist Streak: None

Point Streak: 2, 12/2/10-12/4/10 (1G-1A)



CAREER STATISTICS

REGULAR SEASON													PLAYOFFS				
YEAR	TEAM	LEAGUE	GP	G	A	PTS	PIM	+/-	PP	SH	GW	S	GP	G	A	PTS	PIM
1998-99	Moose Jaw	WHL	2	0	0	0	0	--	--	--	--	--	--	--	--	--	--
1999-00	Moose Jaw	WHL	55	0	5	5	62	--	--	--	--	--	4	0	0	0	0
2000-01	Moose Jaw	WHL	65	4	11	15	157	--	--	--	--	--	4	0	0	0	10
2001-02	Moose Jaw	WHL	56	7	10	17	102	--	--	--	--	--	12	0	2	2	27
2002-03	Moose Jaw	WHL	65	3	8	11	199	--	--	--	--	--	13	1	1	2	20
2003-04	Lowell	AHL	26	0	0	0	34	--	--	--	--	--	--	--	--	--	--
	Las Vegas	ECHL	35	2	11	13	63	--	--	--	--	--	2	0	0	0	0
2004-05	Las Vegas	ECHL	72	5	16	21	138	--	--	--	--	--	--	--	--	--	--
2005-06	Hershey	AHL	37	0	4	4	77	--	--	--	--	--	1	0	0	0	0
	South Carolina	ECHL	35	3	13	16	20	--	--	--	--	--	--	--	--	--	--
2006-07	Hershey	AHL	44	4	6	10	95	--	--	--	--	--	14	0	0	0	14
	Reading	ECHL	6	0	3	3	8	--	--	--	--	--	--	--	--	--	--
2007-08	Wilkes-Barre	AHL	80	2	15	17	141	10	0	0	1	99	23	1	3	4	14
2008-09	Wilkes-Barre	AHL	80	3	11	14	143	-1	1	0	0	82	12	0	2	2	6
2009-10	PITTSBURGH	NHL	9	0	2	2	17	-2	0	0	0	4	--	--	--	--	--
	Wilkes-Barre	AHL	71	5	6	11	121	10	0	0	0	91	4	0	1	1	7
2010-11	PITTSBURGH	NHL	63	3	7	10	123	-5	0	0	0	49	--	--	--	--	--
	PIT/NHL		72	3	9	12	140	-7	0	0	0	53	--	--	--	--	--

MARC-ANDRE FLEURY • 29

Position: G

Catches: Left

Ht: 6-2

Wt: 180


DOB: 11/28/84

Birthplace: Sorel, PQ

Acquired: Drafted by Penguins in the first round (1st overall) in the 2003 Entry Draft.


Up-To-Date Player Stats: Marc-Andre Fleury

- Agile, quick and athletic goaltender that performs well under pressure.
- Nickname - "Flower"
- Backstopped Penguins to Stanley Cup championship in 2009, coming up with clutch saves throughout the postseason.
- Ranks 2nd in franchise history with 184 wins (Tom Barrasso, 226), 41 playoff wins (Barrasso, 56), 19 shutouts (Barrasso, 22) and 5 playoff shutouts (Barrasso, 6).
- Played 7 NHL seasons with Pittsburgh.
- Recorded at least 35 wins in 4 of last 5 seasons (only year he didn't was 2007-08 when he was limited to only 35 games played due to a high ankle sprain).
- Produced a Hart Trophy-caliber season in 2010-11 with 36 wins, .918 save percentage and 2.32 goals-against average, carrying an injury-riddled team (350 man-games lost) down the stretch and tying for the division crown. Named Team MVP.
- Recorded an 11-game winning streak from Nov. 17 to Dec. 11, 2010. Also tied career high with a 14-game unbeaten streak (13-0-1) from Nov. 12 to Dec. 11, 2010.
- Owns franchise record for longest shutout streak of 150:14 from March 24 to 27, 2011.
- Voted by the fans to his first All-Star Game in 2011.
- Became 7th-youngest goaltender to 150 wins (25 years, 349 days) Nov. 12, 2010 vs. Tampa Bay.
- Led Penguins to back-to-back Stanley Cup Final appearances (2008 and '09), winning 30 postseason games over that span.
- Stopped 55 of 58 shots in triple overtime win over Red Wings in Game 5 of 2008 Stanley Cup Final in Detroit.
- Won 100th career game March 1, 2009 at Dallas.
- Recorded 40 wins in 2006-07, the 2nd-highest single-season total in team history (Tom Barrasso, 43, 1992-93).
- Made NHL debut as 18-year-old in 2003. Played in season opener Oct. 10 vs. Los Angeles, stopping 46 of 48 shots, including a penalty shot.
- Earned a gold medal as a member of Team Canada at 2010 Winter Olympic Games.
- Played for Team Canada in World Junior Championships (2003, '04), earning 2 silver medals.



CAREER VS. NHL

	GP	MP	GA	GAA	REC
ANA	5	299	13	2.61	4-1-0
BOS	14	831	31	2.24	7-4-2
BUF	15	913	39	2.56	10-3-2
CGY	4	184	4	1.30	2-1-0
CAR	14	727	34	2.81	5-5-3
CHI	6	374	16	2.57	3-1-2
COL	5	260	12	2.76	3-1-0
CBJ	6	284	15	2.62	3-1-1
DAL	4	245	8	1.96	4-0-0
DET	8	486	22	2.72	4-4-0
EDM	6	359	16	2.67	4-2-0
FLA	13	658	34	3.10	6-6-0
LAK	5	307	12	2.35	3-2-0
MIN	5	256	16	3.74	0-5-0
MTL	20	1115	64	3.44	10-8-1
NSH	5	285	12	2.54	2-2-1
NJD	30	1720	75	2.61	11-15-4
NYI	23	1307	54	2.48	13-4-4
NYR	36	2127	99	2.80	18-10-7
OTT	17	909	55	3.63	6-8-1
PHI	33	1900	86	2.72	20-10-0
PHX	4	187	7	2.25	2-1-0
PIT	-	-	-	-	-
SJS	4	211	10	2.84	1-2-1
STL	4	205	9	2.63	2-2-0
TBL	23	1315	52	2.37	9-9-3
TOR	21	1179	61	3.11	10-7-3
VAN	3	179	9	3.02	1-2-0
WSH	18	1036	50	2.89	9-6-2
WPG	16	957	36	2.26	12-4-0
Totals	367	20861	951	2.74	184-126-37

CAREER HIGHS

Shots faced: 51, 1/28/06 at NYR

Saves: 47, 10/11/08 vs NJD

Shutouts: 19, last 3/25/11 vs. NJD

Win streak: 11,
11/17/10-12/11/10

Shutout streak: 150:14,
3/24/11-3/27/11*

**FRANCHISE RECORD*

- Played 3 seasons for Cape Breton of the Quebec Major Junior Hockey League, and part of a 4th season from 2000-04.
- Martin Brodeur and Patrick Roy are his hockey idols.
- Tennis is favorite sport other than hockey.
- Engaged to long-time girlfriend Veronique.
- Signed through 2014-15 season.



CAREER STATISTICS

YEAR	TEAM	LEAGUE	REGULAR SEASON								PLAYOFFS					
			GP	W	L	T	MIN	GA	SO	GAA	GP	W-L	MIN	GA	SO	GAA
1999-00	Char-Lem.	QAAA	15	4	9	0	780	36	1	2.77	--	--	--	--	--	--
2000-01	Cape Breton	QMJHL	35	12	13	2	1705	115	0	4.05	2	0-1	32	4	0	7.50
2001-02	Cape Breton	QMJHL	55	26	14	8	3043	141	2	2.78	16	9-7	1,003	55	0	3.29
2002-03	Cape Breton	QMJHL	51	17	24	6	2889	162	2	3.36	4	0-4	228	17	0	4.47
	Canada	WJC	5	4	1	0	267	7	1	1.57	--	--	--	--	--	--
2003-04	PITTSBURGH	NHL	21	4	14	2	1154	70	1	3.64	--	--	--	--	--	--
	Canada	WJC	5	4	1	0	299	9	1	1.81	--	--	--	--	--	--
	Cape Breton	QMJHL	10	8	1	1	606	20	0	1.98	4	1-3	251	13	0	3.10
	Wilkes-Barre	AHL	--	--	--	--	--	--	--	--	2	0-1	92	6	0	3.90
2004-05	Wilkes-Barre	AHL	54	26	19	4	3029	127	5	2.52	4	0-2	151	11	0	4.36
2005-06	PITTSBURGH	NHL	50	13	27	6	2809	152	1	3.25	--	--	--	--	--	--
	Wilkes-Barre	AHL	12	10	2	0	727	19	0	1.57	5	2-3	311	18	0	3.48
2006-07	PITTSBURGH	NHL	67	40	16	9	3905	184	5	2.83	5	1-4	287	18	0	3.76
2007-08	PITTSBURGH	NHL	35	19	10	2	1857	72	4	2.33	20	14-6	1,251	41	3	1.97
	Wilkes-Barre	AHL	5	3	2	0	297	7	0	1.42	--	--	--	--	--	--
2008-09	PITTSBURGH	NHL	62	35	18	7	3641	162	4	2.67	24	16-8	1,447	63	0	2.61
2009-10	PITTSBURGH	NHL	67	37	21	6	3798	168	1	2.65	13	7-6	798	37	1	2.78
	Canada	Olympics	--	--	--	--	--	--	--	--	--	--	--	--	--	--
2010-11	PITTSBURGH	NHL	65	36	20	5	3695	143	3	2.32	7	3-4	405	17	1	2.52
PIT/NHL TOTALS			367	184	126	37	20,861	951	19	2.74	69	41-28	4,189	176	5	2.52

DUSTIN JEFFREY • 15

Position: LW

Shoots: Left

Ht: 6-1

Wt: 205


DOB: 2/27/88

Birthplace: Sarnia, ON

Acquired: Drafted by Penguins in the sixth round (171st overall) of the 2007 Entry Draft.


Up-To-Date Player Stats: Dustin Jeffrey

- Versatile forward can play center or wing and sees action on the power play and penalty kill.
- Nickname - "Jeffer"
- Played 1st NHL season with the Penguins in 2010-11, appearing in 25 games.
- Rookie campaign cut short after tearing ACL March 24 at Philadelphia.
- Scored 2 goals, including overtime game-winner, March 5, 2011 at Boston.
- During the 2010-11 season, the Penguins were 6-0 when Jeffrey scored a goal and 9-0 when he recorded a point.
- In his first NHL game of the 2010-11 season on Dec. 11 at Buffalo, he tallied 1 goal and 1 assist for his first career multiple-point contest.
- Recorded 1st career NHL point (assist) Dec. 30, 2008 vs. Boston and 1st NHL goal Jan. 1, 2009 at Boston.
- Played 3-plus seasons with Wilkes-Barre/Scranton of the American Hockey League from 2008-11.
- Helped WBS reach Calder Cup Final in 2008.
- Earned back-to-back selections to the AHL Canadian All-Star Team in 2010 and '11, although he missed the '11 contest due to being recalled by Pittsburgh.
- Played 4 years in Ontario Hockey League with Mississauga and Sault Ste. Marie from 2004-08.
- Posted back-to-back 90-point seasons for Sault Ste. Marie (2006 to '08). Named to Team OHL for '06 ADT Canada-Russia Challenge.
- Received the Dr. Bill Kelly Award as the Greyhounds Most Gentlemanly Player in 2006 and '07.
- Signed through 2012-13 season.



CAREER VS. NHL

	GP	G	A	PTS	PIM
ANA	1	0	0	0	0
BOS	4	3	1	4	2
BUF	3	2	1	3	0
CGY	-	-	-	-	-
CAR	3	1	0	1	0
CHI	-	-	-	-	-
COL	1	0	0	0	0
CBJ	1	0	0	0	0
DAL	-	-	-	-	-
DET	1	0	0	0	0
EDM	1	0	0	0	0
FLA	1	0	0	0	0
LAK	1	0	1	1	0
MIN	-	-	-	-	-
MTL	2	0	0	0	0
NSH	1	0	0	0	0
NJD	3	0	0	0	0
NYI	2	0	1	1	0
NYR	5	1	0	1	2
OTT	1	0	2	2	0
PHI	3	0	0	0	0
PHX	-	-	-	-	-
PIT	-	-	-	-	-
SJS	-	-	-	-	-
STL	-	-	-	-	-
TBL	-	-	-	-	-
TOR	2	1	0	1	0
VAN	-	-	-	-	-
WSH	3	0	1	1	0
WPG	1	0	0	0	0
Totals	40	8	7	15	4

CAREER HIGHS

Goals: 2 (1 time), 3/5/11 at BOS

Assists: 2 (1 time), 3/15/11 at OTT

Points: 2 (3 times), 3/15/11 at OTT (0G-2A)

SOG: 4 (3 times), 3/8/11 vs. BUF

PIM: 2 (2 times), 3/20/11 vs. NYR

Hat Tricks: None

Goal Streak: None

Assist Streak: None

Point Streak: 3, 1/22/11-2/1/11 (2G-1A)



CAREER STATISTICS


YEAR	TEAM	LEAGUE	REGULAR SEASON										PLAYOFFS				
			GP	G	A	PTS	PIM	+/-	PP	SH	GW	S	GP	G	A	PTS	PIM
2004-05	Mississauga	OHL	53	10	15	25	20	9	3	2	--	--	--	--	--	--	--
2005-06	Mississauga	OHL	30	6	9	15	26	-11	4	0	--	--	--	--	--	--	--
	Sault Ste. Marie	OHL	39	12	11	23	10	6	4	0	--	--	4	1	2	3	2
2006-07	Sault Ste. Marie	OHL	68	34	58	92	40	7	16	3	--	--	13	6	12	18	11
2007-08	Sault Ste. Marie	OHL	56	38	59	97	30	25	17	7	--	--	14	3	8	11	12
	Wilkes-Barre	AHL	--	--	--	--	--	--	--	--	--	--	15	2	1	3	4
2008-09	PITTSBURGH	NHL	14	1	2	3	0	4	0	0	0	18	--	--	--	--	--
	Wilkes-Barre	AHL	63	11	26	37	31	7	4	1	2	123	12	5	5	10	8
2009-10	PITTSBURGH	NHL	1	0	0	0	0	0	0	0	0	0	--	--	--	--	--
	Wilkes-Barre	AHL	77	24	47	71	16	16	4	3	--	236	4	0	1	1	6
2010-11	PITTSBURGH	NHL	25	7	5	12	4	5	1	0	1	39	--	--	--	--	--
	Wilkes-Barre	AHL	40	17	28	45	8	13	4	6	--	151	--	--	--	--	--
PIT/NHL TOTALS			40	8	7	15	4	9	1	0	1	57	--	--	--	--	--

BRENT JOHNSON • 1

Position: G**Catches:** Left**Ht:** 6-3**Wt:** 199**DOB:** 3/12/77**Birthplace:** Farmington, MI**Acquired:** Signed as an unrestricted free agent on July 21, 2009.

Up-To-Date Player Stats: Brent Johnson

- Veteran backup provides a stabilizing presence behind starter Marc-Andre Fleury.
- Nickname - "Johnny"
- Played 10 NHL seasons with St. Louis, Phoenix, Washington and Pittsburgh.
- Led Pittsburgh in 2010-11 with a 2.17 goals-against average and a .922 save percentage. His .922 save percentage was a career best, while his 2.17 GAA equaled the lowest mark of his career (2000-01).
- Stopped 33 shots at Carolina on Oct. 30, 2010 to record his 1st shutout as a Penguin — and the 14th of his career — in a 3-0 win.
- While playing for St. Louis, became the 1st goaltender in NHL history to record shutouts in first 3 career playoff starts in 2002.
- Became 4th goalie in NHL history to register 3 straight shutouts in a playoff series and tied 7 others with 3 shutouts in 1 playoff series.
- Posted St. Louis franchise record and career-high 10-game winning streak from Jan. 3 to 23, 2002.
- Holds St. Louis franchise record for consecutive shutout minutes at 128:26 from Oct. 29 to Nov. 11, 2000.
- Originally drafted by Colorado in 5th round (129th overall) of 1995 NHL Entry Draft.
- Played 3 seasons with Owen Sound of Ontario Hockey League from 1994-97.
- Supports Athletes Against Autism.
- Father, Bob, was a goaltender with St. Louis and Pittsburgh. Grandfather, Sid Abel, is Hall of Famer who played 14 seasons with Detroit and Chicago.
- Avid music and movie fan, lists Led Zepplin as favorite band.
- Penguins' designated locker room DJ.
- Married (Danielle); 1 daughter (Everly Grayce).
- Signed through 2011-12 season.



CAREER VS. NHL

	GP	MP	GA	GAA	REC
ANA	9	546	20	2.20	6-3-0
BOS	9	506	28	3.32	4-4-1
BUF	10	550	33	3.61	6-4-0
CGY	6	359	11	1.84	4-2-0
CAR	17	862	39	2.72	7-5-2
CHI	12	637	29	2.73	4-6-1
COL	9	497	20	2.41	3-5-0
CBJ	14	861	30	2.09	10-2-2
DAL	7	426	20	2.82	2-4-1
DET	6	348	22	3.78	2-4-0
EDM	7	375	17	2.72	2-3-1
FLA	16	870	33	2.28	10-3-1
LAK	8	480	22	2.75	2-5-1
MIN	9	561	15	1.60	3-3-3
MTL	7	351	18	3.09	0-4-1
NSH	8	488	13	1.60	5-2-1
NJD	13	695	25	2.16	2-5-3
NYI	14	814	53	3.91	6-8-0
NYR	7	264	10	2.28	3-1-0
OTT	12	634	21	1.99	8-1-1
PHI	12	619	39	3.78	4-8-0
PHX	11	602	25	2.49	5-4-1
PIT	7	383	15	2.35	2-4-0
SJS	11	643	23	2.15	7-2-1
STL	2	120	5	2.50	0-1-1
TBL	12	737	31	2.52	7-2-3
TOR	8	354	20	3.38	4-3-0
VAN	9	489	23	2.82	3-2-2
WSH	7	351	12	2.05	4-2-0
WPG	14	745	30	2.42	9-3-2
Totals	293	16,167	702	2.61	134-105-29

CAREER HIGHS

Shots faced: 53, 10/13/07 at BUF**Saves:** 49, 3/29/06 at CAR**Shutouts:** 14, 10/30/10 at CAR**Win streak:** 10, 1/3/02-1/23/02**Shutout streak:** 128:26, 10/29/00-11/11/00



CAREER STATISTICS

YEAR	TEAM	LEAGUE	REGULAR SEASON								PLAYOFFS					
			GP	W	L	T	MIN	GA	SO	GAA	GP	W-L	MIN	GA	SO	GAA
1993-94	Det. Compuware	NAJHL	18	-	-	-	1024	49	1	3.52	--	--	--	--	--	--
1994-95	Owen Sound	OHL	18	3	9	1	904	75	0	4.98	--	--	--	--	--	--
1995-96	Owen Sound	OHL	58	24	28	1	3211	243	1	4.54	6	2-4	371	29	0	4.69
1996-97	Owen Sound	OHL	50	20	28	1	2798	201	1	4.31	4	0-4	253	24	0	5.69
1997-98	Worcester	AHL	42	14	15	7	2240	119	0	3.19	6	3-2	332	19	0	3.43
1998-99	St. Louis	NHL	6	3	2	0	286	10	0	2.10	--	--	--	--	--	--
	Worcester	AHL	49	22	22	4	2925	146	2	2.99	4	1-3	238	12	0	3.02
1999-00	Worcester	AHL	58	24	27	5	3319	161	3	2.91	9	4-5	561	23	1	2.46
2000-01	St. Louis	NHL	31	19	9	2	1744	63	4	2.17	2	0-1	62	2	0	1.94
2001-02	St. Louis	NHL	58	34	20	4	3491	127	5	2.18	10	5-5	590	18	3	1.93
2002-03	St. Louis	NHL	38	16	13	5	2042	84	2	2.47	--	--	--	--	--	--
	Worcester	AHL	2	0	1	1	125	8	0	3.84	--	--	--	--	--	--
2003-04	St. Louis	NHL	10	4	3	1	493	20	1	2.43	--	--	--	--	--	--
	Worcester	AHL	8	2	2	2	365	14	0	2.30	--	--	--	--	--	--
	Phoenix	NHL	8	1	6	1	486	21	0	2.59	--	--	--	--	--	--
2004-05	Did Not Play															
2005-06	Washington	NHL	26	9	12	1	1413	81	1	3.44	--	--	--	--	--	--
2006-07	Washington	NHL	30	6	15	7	1644	99	0	3.61	--	--	--	--	--	--
2007-08	Washington	NHL	19	7	8	2	1032	46	0	2.67	--	--	--	--	--	--
	Hershey	AHL	1	0	1	0	59	3	0	3.04	--	--	--	--	--	--
2008-09	Washington	NHL	21	12	6	2	1131	53	0	2.81	--	--	--	--	--	--
2009-10	PITTSBURGH	NHL	23	10	6	1	1108	51	0	2.76	1	0-0	31	1	0	1.94
2010-11	PITTSBURGH	NHL	23	13	5	3	1297	47	1	2.17	1	0-0	34	4	0	7.06
NHL TOTALS			293	134	105	29	16,167	702	14	2.61	14	5-6	718	25	3	2.09
PITTSBURGH TOTALS			46	23	11	4	2405	98	1	2.44	2	0-0	65	5	0	4.61

NICK JOHNSON • 28

Position: RW**Shoots:** Right**Ht:** 6-1**Wt:** 196**DOB:** 12/24/85**Birthplace:** Calgary, AB

Acquired: Drafted by Penguins in the third round (67th overall) of the 2004 Entry Draft.




CAREER VS. NHL

	GP	G	A	PTS	PIM
ANA	--	--	--	--	--
BOS	--	--	--	--	--
BUF	1	0	0	0	2
CGY	--	--	--	--	--
CAR	--	--	--	--	--
CHI	--	--	--	--	--
COL	1	0	1	1	5
CBJ	--	--	--	--	--
DAL	--	--	--	--	--
DET	1	0	0	0	0
EDM	--	--	--	--	--
FLA	--	--	--	--	--
LAK	1	0	1	1	0
MIN	--	--	--	--	--
MTL	--	--	--	--	--
NSH	--	--	--	--	--
NJD	--	--	--	--	--
NYI	1	0	0	0	0
NYR	2	1	0	1	0
OTT	1	0	1	1	0
PHI	1	0	0	0	0
PHX	--	--	--	--	--
PIT	--	--	--	--	--
SJS	--	--	--	--	--
STL	--	--	--	--	--
TBL	--	--	--	--	--
TOR	--	--	--	--	--
VAN	--	--	--	--	--
WSH	1	1	0	1	0
WPG	--	--	--	--	--
Totals	10	2	3	5	7

Up-To-Date Player Stats: Nick Johnson

- Strong two-way forward with good size and speed.
- Played 10 NHL games in career, all with Pittsburgh.
- Was sidelined for 23 games from Feb. 20-April 10, 2011 due to a concussion.
- Scored 1st career NHL goal (and point) Jan. 21, 2010 vs. Washington.
- Played 3-plus seasons with Wilkes-Barre/Scranton of the American Hockey League from 2008-11.
- Was leading WBS with 20 goals, and ranked 2nd on the squad with 39 points, at the time of his recall on Feb. 10, 2011.
- Played 4 seasons with Dartmouth from 2004-07, totaling 125 points (57G-68A) in 133 games.
- Named First-Team All-ECAC (Eastern College Athletic Conference) and First-Team All-Ivy League during senior campaign.
- Named ECAC All-Rookie Team as a freshman.
- Played for St. Albert Saints of Alberta Junior Hockey League.
- Named Canadian Junior A Player of the Year in 2003-04 after posting 71 points (35G-36A) in 51 contests.
- Signed through 2011-12 season.



CAREER HIGHS

Goals: 1 (2 times), 2/13/11 at NYR**Assists:** 1 (3 times), 2/16/11 at COL**Points:** 1 (5 times), 2/16/11 at COL**SOG:** 4 (1 time), 2/11/11 at NYI**PIM:** 5 (1 time), 2/16/11 at COL**Hat Tricks:** None**Goal Streak:** None**Assist Streak:** None**Point Streak:** 2, 2/13/11-2/16/11 (1G-1A)



CAREER STATISTICS

YEAR	TEAM	LEAGUE	REGULAR SEASON										PLAYOFFS				
			GP	G	A	PTS	PIM	+/-	PP	SH	GW	S	GP	G	A	PTS	PIM
2003-04	St. Albert	AJHL	51	35	36	71	33	4	0	3	3	--	--	--	--	--	--
2004-05	Dartmouth	ECAC	35	18	17	35	16	--	--	--	--	--	--	--	--	--	--
2005-06	Dartmouth	ECAC	33	15	10	25	24	--	--	--	--	--	--	--	--	--	--
2006-07	Dartmouth	ECAC	33	14	16	30	46	--	7	0	2	--	--	--	--	--	--
2007-08	Dartmouth	ECAC	32	10	25	35	20	--	6	0	1	--	--	--	--	--	--
	Wilkes-Barre	AHL	4	0	1	1	0	1	0	0	0	9	10	0	1	1	2
2008-09	Wilkes-Barre	AHL	56	14	17	31	30	14	2	0	4	109	12	4	6	10	8
	Wheeling	ECHL	18	14	10	24	19	6	6	1	3	67	--	--	--	--	--
2009-10	PITTSBURGH	NHL	6	1	1	2	2	-2	0	0	0	7	--	--	--	--	--
	Wilkes-Barre	AHL	61	16	27	43	50	19	4	0	--	148	4	4	0	4	2
2010-11	PITTSBURGH	NHL	4	1	2	3	5	1	0	0	0	10	--	--	--	--	--
	Wilkes-Barre	AHL	48	20	19	39	49	12	10	0	--	140	--	--	--	--	--
PIT/NHL TOTALS			10	2	3	5	7	-1	0	0	0	17	--	--	--	--	--

TYLER KENNEDY • 48

Position: RW

Shoots: Right

Ht: 5-11

Wt: 183

DOB: 7/15/86


Birthplace: Sault Ste. Marie, ON

Acquired: Drafted by Penguins in the fourth round (99th overall) in the 2004 Entry Draft.



Up-To-Date Player Stats: Tyler Kennedy

- Speedy, energetic winger plays at a fast and explosive pace.
- Nickname - "TK"
- Played 4 NHL seasons, all with Pittsburgh.
- Won Stanley Cup title with Pittsburgh in 2009, scoring clutch game-winning goal in Game 6 of the Final series against Detroit. During the '09 postseason he tallied 3 game-winners overall.
- Has recorded double digits in goals every season, and topped 20 for 1st time in 2010-11.
- Set career highs in 2010-11 in several categories: games played (80); goals (21); assists (24); points (45); and power-play goals (7).
- Scored 1st Penguins goal at CONSOL Energy Center 44 seconds into 3rd period Oct. 7, 2010 vs. Philadelphia.
- Tallied his 100th career NHL point with an assist vs. Detroit on Jan. 18, 2011.
- Scored 1st career goal against NY Islanders Nov. 3, 2007 but had to wait for video replay to confirm.
- Made NHL debut Oct. 27, 2007 vs. Montreal at 21 years old.
- Selected to play in YoungStars game at NHL All-Star Weekend in 2008, but could not play due to an illness.
- Recorded 1st career playoff point with an assist in Game 3 vs. Ottawa on April 14, 2008.
- Played 4 seasons with hometown junior team Sault Ste. Marie Greyhounds from 2002-06.
- Led Greyhounds in scoring as 19-year-old in 2005-06.
- Named Greyhounds rookie of the year in 2003.
- Fishing is favorite sport besides hockey.
- Signed through 2012-13 season.



CAREER VS. NHL

	GP	G	A	PTS	PIM
ANA	3	0	2	2	0
BOS	11	1	3	4	0
BUF	14	3	6	9	2
CGY	4	1	0	1	0
CAR	11	2	2	4	4
CHI	3	0	2	2	2
COL	4	1	0	1	0
CBJ	4	2	0	2	0
DAL	4	2	0	2	7
DET	6	1	2	3	0
EDM	4	1	3	4	2
FLA	15	5	4	9	8
LAK	2	1	0	1	0
MIN	4	0	0	0	2
MTL	10	1	0	1	6
NSH	3	0	3	3	0
NJD	18	1	2	3	4
NYI	23	8	9	17	25
NYR	22	3	3	6	26
OTT	13	8	3	11	6
PHI	21	7	2	9	4
PHX	5	1	1	2	0
PIT	-	-	-	-	-
SJS	4	2	0	2	0
STL	3	2	1	3	0
TBL	14	1	3	4	4
TOR	11	3	4	7	7
VAN	4	0	2	2	6
WSH	14	0	2	2	14
WPG	12	2	6	8	4
Totals	266	59	65	124	133

CAREER HIGHS

Goals: 2 (5 times), 2/23/11 vs. SJS

Assists: 3 (1 time), 3/13/11 vs. EDM

Points: 3 (3 times), 3/13/11 vs. EDM (0G-3A)

SOG: 8 (1 time), 11/10/10 vs. BOS

PIM: 12 (1 time), 12/18/07 at NYR

Hat Tricks: None

Goal Streak: 2, 3/21/11-3/24/11 (2)

Assist Streak: 4, 4/4/09-4/9/09 (4)


Point Streak: 4, 4/2/11-4/10/11 (2G-2A)



CAREER STATISTICS

YEAR	TEAM	LEAGUE	REGULAR SEASON										PLAYOFFS				
			GP	G	A	PTS	PIM	+/-	PP	SH	GW	S	GP	G	A	PTS	PIM
2002-03	S. Ste. Marie	OHL	61	5	10	15	28	--	--	--	--	--	4	0	0	0	0
2003-04	S. Ste. Marie	OHL	63	16	26	42	28	--	--	--	--	--	--	--	--	--	--
2004-05	S. Ste. Marie	OHL	61	21	36	57	37	--	--	--	--	--	4	1	3	4	4
2005-06	S. Ste. Marie	OHL	64	22	48	70	60	--	--	--	--	--	4	1	2	3	2
2006-07	Wilkes-Barre	AHL	40	12	25	37	20	15	5	0	0	116	--	--	--	--	--
2007-08	PITTSBURGH	NHL	55	10	9	19	35	2	1	0	4	104	20	0	4	4	13
	Wilkes-Barre	AHL	10	5	4	9	10	2	1	0	2	26	--	--	--	--	--
2008-09	PITTSBURGH	NHL	67	15	20	35	30	15	0	0	3	171	24	5	4	9	4
2009-10	PITTSBURGH	NHL	64	13	12	25	31	10	1	0	4	175	10	0	0	0	2
2010-11	PITTSBURGH	NHL	80	21	24	45	37	1	7	0	2	234	7	2	1	3	2
PIT/NHL TOTALS			266	59	65	124	133	28	9	0	13	684	61	7	9	16	21

CHRIS KUNITZ • 14



Position: LW

Shoots: Left

Ht: 6-0

Wt: 193

DOB: 9/26/79

Birthplace: Regina, SK

Acquired: Acquired from Anaheim with Eric Tangradi for Ryan Whitney on Feb. 26, 2009.



CAREER VS. NHL

	GP	G	A	PTS	PIM
ANA	2	0	0	0	4
BOS	9	5	1	6	0
BUF	11	4	1	5	8
CGY	20	2	9	11	12
CAR	12	2	4	6	12
CHI	15	6	5	11	29
COL	14	1	9	10	20
CBJ	19	3	8	11	16
DAL	30	7	7	14	47
DET	19	6	6	12	20
EDM	16	6	5	11	24
FLA	13	1	5	6	9
LAK	35	11	11	22	24
MIN	16	1	5	6	12
MTL	10	4	5	9	10
NSH	16	6	12	18	13
NJD	15	6	5	11	8
NYI	11	3	1	4	4
NYR	13	6	4	10	10
OTT	10	2	9	11	10
PHI	13	3	7	10	14
PHX	30	10	11	21	30
PIT	3	3	1	4	2
SJS	28	6	8	14	10
STL	17	7	6	13	15
TBL	13	6	4	10	10
TOR	8	2	5	7	8
VAN	16	2	7	9	12
WSH	9	1	3	4	6
WPG	8	2	2	4	2
Totals	451	124	166	290	401

Up-To-Date Player Stats: Chris Kunitz

- Compact forward plays an up-tempo, physical brand of hockey, and provides a solid net-front presence on the power play.
- Nickname - "Kuni"
- Played 6 NHL seasons with Anaheim, Atlanta and Pittsburgh.
- Won Stanley Cup championships with Pittsburgh in 2009 and Anaheim in 2007.
- Established personal highs with 14 points and 13 assists during the 2009 postseason with Pittsburgh.
- Has played wing alongside Penguins center Sidney Crosby during his tenure in Pittsburgh.
- Finished the 2010-11 season ranked 2nd on the team with 23 goals — his 4th career 20-goal season - and 1st with Pittsburgh.
- Tallied his 2nd career hat trick — and 1st as a Penguin — on Jan. 5, 2011 vs. Tampa Bay.
- Tied a Pittsburgh franchise record with 4 points (1G-3A) during the 2nd period Dec. 23, 2010 vs. Ottawa - also tied his own personal single-game highs with 3 assists and 4 points.
- Originally signed with Anaheim as an undrafted free agent April 1, 2003.
- Played 4 seasons at Ferris State from 1999-2003.
- Finalist for Hobey Baker Award (best college player) in his senior season (2002-03).
- 1st Ferris State player to be named Central Collegiate Hockey Association's (CCHA) Player of the Year.
- Helped lead Bulldogs to school's 1st-ever regular-season CCHA championship title (22-5-1 record).
- Married (Maureen); 1 son (Zachary James); 1 daughter (Payton Marie).
- Signed through 2011-12 season.

CAREER HIGHS

Goals: 3 (2 times), 1/5/11 vs. TBL

Assists: 3 (6 times), 3/15/11 vs. OTT

Points: 4 (5 times), 12/23/09 vs. OTT (1G-3A)

PIM: 27 (1 time), 3/16/07 vs. CHI

SOG: 8 (1 time), 2/4/04 vs. CAR

Hat Tricks: 2, 1/5/11 vs. TBL

Goal Streak: 3, 1/12/11-1/18/11 (3)

Assist Streak: 4, 12/22/10-12/28/10 (5)

Point Streak: 5, 3/13/11-3/24/11 (4G-5A)



CAREER STATISTICS

YEAR	TEAM	LEAGUE	REGULAR SEASON										PLAYOFFS				
			GP	G	A	PTS	PIM	+/-	PP	SH	GW	S	GP	G	A	PTS	PIM
1999-00	Ferris State	CCHA	38	20	9	29	70	--	--	--	--	--	--	--	--	--	--
2000-01	Ferris State	CCHA	37	16	13	29	81	--	--	--	--	--	--	--	--	--	--
2001-02	Ferris State	CCHA	35	28	10	38	68	--	--	--	--	--	--	--	--	--	--
2002-03	Ferris State	CCHA	42	35	44	79	56	--	--	--	--	--	--	--	--	--	--
2003-04	Anaheim	NHL	21	0	6	6	12	1	0	0	0	31	--	--	--	--	--
	Cincinnati	AHL	59	19	25	44	101	4	5	1	2	--	9	3	2	5	24
2004-05	Cincinnati	AHL	54	22	17	39	71	13	10	2	6	--	12	1	7	8	20
2005-06	Atlanta	NHL	2	0	0	0	2	-3	0	0	0	0	--	--	--	--	--
	Anaheim	NHL	67	19	22	41	69	19	5	1	2	149	16	3	5	8	8
	Portland	AHL	5	0	4	4	12	1	0	0	0	--	--	--	--	--	--
2006-07	Anaheim	NHL	81	25	35	60	81	23	11	0	5	180	13	1	5	6	19
2007-08	Anaheim	NHL	82	21	29	50	80	8	7	1	6	196	6	0	2	2	8
	Canada	WC	9	2	5	7	4	--	--	--	--	--	--	--	--	--	--
2008-09	Anaheim	NHL	62	16	19	35	55	9	3	0	2	139	--	--	--	--	--
	PITTSBURGH	NHL	20	7	11	18	16	3	3	0	1	39	24	1	13	14	19
2009-10	PITTSBURGH	NHL	50	13	19	32	39	3	2	1	0	131	13	4	7	11	8
2010-11	PITTSBURGH	NHL	66	23	25	48	47	18	7	1	2	133	6	1	0	1	6
NHL TOTALS			451	124	166	290	401	81	38	4	18	998	78	10	32	42	68
PITTSBURGH TOTALS			136	43	55	98	102	24	12	2	3	303	43	6	20	26	33

KRIS LETANG • 58

Position: D**Shoots:** Right**Ht:** 6-0**Wt:** 201**DOB:** 4/24/87**Birthplace:** Montreal, PQ**Acquired:** Drafted by Penguins in the third round (62nd overall) of the 2005 Entry Draft.

CAREER VS. NHL

	GP	G	A	PTS	PIM
ANA	2	1	3	4	0
BOS	13	1	4	5	4
BUF	16	2	5	7	10
CGY	4	1	3	4	2
CAR	15	1	4	5	2
CHI	3	0	0	0	2
COL	3	0	1	1	0
CBJ	6	2	2	4	2
DAL	4	1	2	3	11
DET	7	0	2	2	6
EDM	4	1	2	3	2
FLA	15	3	3	6	6
LAK	4	0	1	1	2
MIN	4	0	0	0	4
MTL	11	1	3	4	2
NSH	3	1	3	4	0
NJD	22	0	5	5	29
NYI	25	2	7	9	45
NYR	24	4	8	12	21
OTT	15	1	1	2	6
PHI	24	3	15	18	19
PHX	5	2	1	3	2
PIT	-	-	-	-	-
SJS	5	0	0	0	0
STL	3	0	3	3	0
TBL	15	0	7	7	4
TOR	14	0	5	5	8
VAN	4	0	0	0	0
WSH	14	1	4	5	8
WPG	15	1	6	7	6
Totals	299	29	100	129	203

Up-To-Date Player Stats: Kris Letang

- Smooth-skating two-way defenseman that plays in all situations is emerging as one of Penguins' top blueliners.
- Nickname - "Tanger"
- Played 4-plus NHL seasons with Pittsburgh.
- Key member of Penguins' 2009 Stanley Cup championship, scoring crucial overtime goal in Game 3 of conference semifinals vs. Washington despite playing with an injury that nearly forced him to miss the game.
- Set new career highs in 2010-11 in several categories: games played (82); assists (42); points (50); plus-minus (+15); shots (236); and ice time per game (team-best 24:02) while garnering buzz as Norris Trophy candidate (best NHL defenseman).
- Overwhelmingly voted to 2011 All-Star Game via Fan Balloting with 477,960 votes, finishing 2nd overall (behind only teammate Sidney Crosby) despite having to be a write-in candidate.
- Ranked T-7th among blueliners in '10-11 with 50 points, while his 236 shots placed him 4th.
- His 5 tallies during the 2010 playoffs tied a franchise postseason high for defensemen (Larry Murphy, 1991).
- Played in 2 NHL YoungStars Games in 2008 and '09.
- Converted his first 4 shootout attempts in 2007-08, including back-to-back game-winners at Calgary Dec. 6 and at Vancouver Dec. 8. His 5 shootout goals for the season led NHL defensemen.
- Won back-to-back gold medals with Team Canada in 2006 and '07 World Junior Championships — serving as team captain in the '07 tournament.
- Represented Canada at World Under-18 Championships in 2004-05.
- Played 3 seasons with Val d'Or of the Quebec Major Junior Hockey League from 2004-07.
- Won Emile "Butch" Bouchard Trophy as QMJHL's best defenseman, Paul Dumont Trophy (best personality), Kevin Lowe Trophy (top defensive defenseman) and was a First-Team All-Star in 2006-07.
- Wishes he could have met Maurice "Rocket" Richard.
- Signed through 2013-14 season.



CAREER HIGHS

Goals: 2 (2 times), 2/6/09 vs. CBJ**Assists:** 3 (3 times), 1/12/11 at MTL**Points:** 3 (4 times), 1/12/11 at MTL (3A)**SOG:** 9 (1 time), 3/28/10 vs. TOR**PIM:** 15 (2 times), 3/4/11 at NJD**Hat Tricks:** None**Goal Streak:** 2, 10/18/10-10/21/10 (2)**Assist Streak:** 5, 11/1/08-11/13/08 (5)**Point Streak:** 5, 11/1/08-11/13/08 (OG-5A)



CAREER STATISTICS

YEAR	TEAM	LEAGUE	REGULAR SEASON										PLAYOFFS				
			GP	G	A	PTS	PIM	+/-	PP	SH	GW	S	GP	G	A	PTS	PIM
2004-05	Val d'Or	QMJHL	70	13	19	32	79	--	--	--	--	--	--	--	--	--	--
2005-06	Val d'Or	QMJHL	60	25	43	68	156	4	13	1	2	290	5	1	5	6	20
	Canada	WJC	6	1	2	3	2	5	0	0	1	8	--	--	--	--	--
2006-07	PITTSBURGH	NHL	7	2	0	2	4	-3	2	0	0	8	--	--	--	--	--
	Val d'Or	QMJHL	40	14	38	52	74	19	5	2	4	171	19	12	19	31	48
	Canada	WJC	6	0	6	6	12	4	0	0	0	22	--	--	--	--	--
	Wilkes-Barre	AHL	--	--	--	--	--	--	--	--	--	--	1	0	1	1	2
2007-08	PITTSBURGH	NHL	63	6	11	17	23	-1	1	0	3	68	16	0	2	2	12
	Wilkes-Barre	AHL	10	1	6	7	4	0	0	0	0	18	--	--	--	--	--
2008-09	PITTSBURGH	NHL	74	10	23	33	24	-7	4	1	3	138	23	4	9	13	26
2009-10	PITTSBURGH	NHL	73	3	24	27	51	1	0	0	0	174	13	5	2	7	6
2010-11	PITTSBURGH	NHL	82	8	42	50	101	15	4	0	2	236	7	0	4	4	10
PIT/NHL TOTALS			299	29	100	129	203	5	11	1	8	624	59	9	17	26	54

MARK LETESTU • 10

Position: C

Shoots: Right

Ht: 5-11

Wt: 195

DOB: 2/4/85

Birthplace: Elk Point, AB

Acquired: Signed as free agent on March 22, 2007.



Up-To-Date Player Stats: Mark Letestu

- Two-way center that excels in the faceoff circle.
- Nickname - "Lester"
- Played 1st NHL season with Pittsburgh in 2010-11.
- Named Penguins' Rookie of the Year after posting 14 goals and 27 points and winning 55.4 percent of his faceoffs in 2010-11.
- The Penguins posted an 11-1 record in '10-11 when he scored a goal and went 19-2 when he notched at least 1 point.
- Ranked 2nd on the team in 2010-11 with 3 game-winning goals.
- Recorded 2-goal game Dec. 8, 2010 vs. Toronto.
- Scored game-deciding shootout goal Nov. 6, 2011 at Phoenix.
- Scored 1st career NHL goal Feb. 1, 2010 vs. Buffalo.
- Played 3 full seasons with Wilkes-Barre/Scranton of the American Hockey League from 2007-10 after signing as an undrafted free agent with Penguins.
- Played 1 season of collegiate hockey at Western Michigan in 2006-07. Named Central Collegiate Hockey Association (CCHA) Rookie of the Year.
- During lone season with Western Michigan, placed 3rd in goals (24) and 7th in points (46) in CCHA, and led nation with 5 shorthanded goals.
- Played 4 seasons with Bonnyville of the Alberta Junior Hockey League from 2002-06.
- Led AJHL in scoring (86 points) and named league MVP in 2005-06.
- Had a 4.00 grade-point average at Western Michigan.
- Married (Brett); 1 son (Caleb).
- Signed through 2012-13 season.



CAREER VS. NHL

	GP	G	A	PTS	PIM
ANA	2	0	0	0	0
BOS	5	0	0	0	0
BUF	4	2	1	3	0
CGY	1	0	0	0	0
CAR	3	1	0	1	2
CHI	1	0	0	0	0
COL	-	-	-	-	-
CBJ	1	0	2	2	0
DAL	1	0	0	0	2
DET	2	0	0	0	0
EDM	1	0	0	0	0
FLA	3	1	1	2	0
LAK	-	-	-	-	-
MIN	1	0	0	0	2
MTL	5	1	1	2	5
NSH	2	0	0	0	0
NJD	5	1	0	1	0
NYI	5	1	2	3	0
NYR	4	0	0	0	2
OTT	4	1	1	2	0
PHI	5	1	1	2	0
PHX	2	0	2	2	0
PIT	-	-	-	-	-
SJS	-	-	-	-	-
STL	1	0	0	0	2
TBL	4	1	1	2	0
TOR	4	3	1	4	0
VAN	1	0	0	0	0
WSH	3	0	0	0	0
WPG	4	2	0	2	0
Totals	74	15	13	28	15

CAREER HIGHS

Goals: 2 (1 time), 12/8/10 vs. TOR

Assists: 2 (2 times), 12/4/10 at CBJ

Points: 2 (6 times), 3/8/11 vs. BUF (1G-1A)

SOG: 7 (1 time), 2/26/11 at TOR

PIM: 5 (1 time), 1/12/11 at MTL

Hat Tricks: None

Goal Streak: 2, 4/8/11-4/10/11 (2)

Assist Streak: None

Point Streak: 3, 10/15/10-10/18/10 (2G-3A)



CAREER STATISTICS

REGULAR SEASON													PLAYOFFS				
YEAR	TEAM	LEAGUE	GP	G	A	PTS	PIM	+/-	PP	SH	GW	S	GP	G	A	PTS	PIM
2002-03	Bonnyville	AJHL	11	7	1	8	0	--	0	0	1	--	--	--	--	--	--
2003-04	Bonnyville	AJHL	58	22	27	49	24	--	8	1	5	--	5	3	1	4	6
2004-05	Bonnyville	AJHL	63	39	47	86	32	--	9	1	8	--	4	0	4	4	2
2005-06	Bonnyville	AJHL	58	50	55	105	59	--	--	--	--	--	--	--	--	--	--
2006-07	Western Michigan	CCHA	37	24	22	46	14	13	7	5	2	125	--	--	--	--	--
	Wilkes-Barre	AHL	3	0	0	0	0	-1	0	0	0	4	2	0	0	0	2
2007-08	Wilkes-Barre	AHL	52	6	12	18	28	-2	2	0	1	108	12	0	3	3	0
	Wheeling	ECHL	6	1	2	3	4	0	0	0	0	21	--	--	--	--	--
2008-09	Wilkes-Barre	AHL	73	24	37	61	6	12	7	0	5	182	12	2	8	10	4
2009-10	PITTSBURGH	NHL	10	1	0	1	2	-2	0	0	0	9	4	0	1	1	0
	Wilkes-Barre	AHL	63	21	34	55	21	21	4	0	--	217	4	0	3	3	0
2010-11	PITTSBURGH	NHL	64	14	13	27	13	4	4	0	3	128	7	0	1	1	0
PIT/NHL TOTALS			74	15	13	28	15	2	4	0	3	137	11	0	2	2	0

BEN LOVEJOY • 6

Position: D

Shoots: Right

Ht: 6-2

Wt: 215

DOB: 2/20/84


Birthplace: Concord, NH

Acquired: Signed as a free agent on July 7, 2008.



Up-To-Date Player Stats: Ben Lovejoy

- Solid and sound defensive defenseman.
- Nickname - "Lovey"
- Played first full NHL season in 2010-11.
- Finished the '10-11 season on a hot streak, posting 10 points (2G-8A) over his final 19 games.
- His plus-11 rating in '10-11 ranked third among team D-men. He posted a plus-12 rating over his final 31 games.
- Scored first career goal Dec. 22, 2010 vs. Florida.
- Recorded career-high 4-game scoring streak from March 13-21, 2011 (1G-3A).
- Played 3 full seasons with Penguins' top minor-league affiliate Wilkes-Barre/Scranton of American Hockey League from 2007-10.
- Helped WBS reach Calder Cup Final in 2008.
- Led AHL with plus-42 rating and was named to PlanetUSA All-Star Team in 2008-09.
- Played 4 years of college hockey: Boston College (1 year); Dartmouth (3 years) from 2002-07.
- Named Second-Team All-Ivy and Third-Team All-ECACHL (Eastern College Athletic Conference Hockey League) as senior (2006-07).
- Named to Hockey East Scholastic Team as freshman at Boston College (2002-03).
- Married (Avery). Met while both attended Dartmouth and wed in July 2010.
- Signed through 2012-13 season.



CAREER VS. NHL

	GP	G	A	PTS	PIM
ANA	1	0	1	1	0
BOS	3	0	1	1	2
BUF	3	0	1	1	4
CGY	1	0	0	0	0
CAR	3	0	0	0	2
CHI	-	-	-	-	-
COL	-	-	-	-	-
CBJ	1	0	0	0	5
DAL	-	-	-	-	-
DET	1	0	1	1	0
EDM	2	0	1	1	0
FLA	5	2	1	3	7
LAK	-	-	-	-	-
MIN	2	0	0	0	0
MTL	4	0	1	1	2
NSH	1	0	0	0	0
NJD	7	0	0	0	2
NYI	4	0	1	1	0
NYR	2	0	1	1	0
OTT	4	1	1	2	8
PHI	4	0	0	0	2
PHX	-	-	-	-	-
PIT	-	-	-	-	-
SJS	1	0	0	0	0
STL	1	0	0	0	0
TBL	3	0	2	2	14
TOR	3	0	3	3	2
VAN	1	0	0	0	0
WSH	1	0	0	0	0
WPG	3	0	2	2	0
Totals	61	3	17	20	50

CAREER HIGHS

Goals: 1 (2 times), 3/15/11 at OTT

Assists: 2 (2 times), 4/10/11 at ATL

Points: 2 (2 times), 4/10/11 at ATL (0G-2A)

SOG: 6 (1 time), 3/15/11 at OTT

PIM: 12 (1 time), 10/27/10 at TBL

Hat Tricks: None

Goal Streak: None

Assist Streak: 2, 3/20/11-3/21/11 (2)

Point Streak: 4, 3/13/11-3/21/11 (1G-3A)



CAREER STATISTICS


REGULAR SEASON													PLAYOFFS				
YEAR	TEAM	LEAGUE	GP	G	A	PTS	PIM	+/-	PP	SH	GW	S	GP	G	A	PTS	PIM
2002-03	Boston College	NCAA	22	0	6	6	6	--	--	--	--	--	--	--	--	--	--
2004-05	Dartmouth	NCAA	32	2	11	13	28	--	--	--	--	--	--	--	--	--	--
2005-06	Dartmouth	NCAA	32	2	16	18	24	--	--	--	--	--	--	--	--	--	--
2006-07	Dartmouth	NCAA	32	7	16	23	28	--	--	--	--	--	--	--	--	--	--
	Norfolk	AHL	5	0	0	0	6	--	--	--	--	--	--	--	--	--	--
2007-08	Wilkes-Barre	AHL	72	2	18	20	63	16	1	0	1	134	23	2	8	10	18
2008-09	PITTSBURGH	NHL	2	0	0	0	0	0	0	0	0	1	--	--	--	--	--
	Wilkes-Barre	AHL	76	7	24	31	84	42	1	1	1	120	12	1	1	2	14
2009-10	PITTSBURGH	NHL	12	0	3	3	2	8	0	0	0	14	--	--	--	--	--
	Wilkes-Barre	AHL	65	9	20	29	92	-1	2	0	--	151	2	0	2	2	2
2010-11	PITTSBURGH	NHL	47	3	14	17	48	11	0	0	0	60	7	0	2	2	4
PIT/NHL TOTALS			61	3	17	20	50	19	0	0	0	75	7	0	2	2	4

STEVE MACINTYRE • 33

Position: LW**Shoots:** L**Ht:** 6-5**Wt:** 250**DOB:** 8/8/80**Birthplace:** Brock, SK**Acquired:** Signed as an unrestricted free agent on July 12, 2011.

Up-To-Date Player Stats: Steve MacIntyre

- Rugged, tough winger plays with a physical edge.
- Played 78 NHL games in his career with Edmonton and Florida, collecting 157 penalty minutes.
- Posted 93 penalty minutes in 34 games with Edmonton in 2010-11.
- List of NHL firsts: game (Oct. 15, 2008 at Anaheim); goal (Jan. 13, 2009 at Washington); assist (March 30, 2010 at Buffalo).
- Originally signed with NY Rangers as an undrafted free agent in 2003.
- Has played for Hartford, Providence and Rochester of the American Hockey League.
- Totaled 506 penalty minutes in 126 career AHL games.
- Played 4 junior seasons split between Saskatoon, Red Deer, Prince Albert and Medicine Hat of the Western Hockey League from 1998-01.
- Posted 362 penalty minutes and five points (4G-1A) in 127 career junior contests.
- Signed through 2011-12 season.



CAREER VS. NHL

	GP	G	A	PTS	PIM
ANA	3	0	0	0	9
BOS	4	0	0	0	0
BUF	1	0	1	1	0
CGY	11	1	0	1	27
CAR	2	0	0	0	2
CHI	--	--	--	--	--
COL	5	0	0	0	15
CBJ	5	0	0	0	2
DAL	1	0	1	1	2
DET	1	0	0	0	0
EDM	--	--	--	--	--
FLA	--	--	--	--	--
LAK	2	0	0	0	0
MIN	6	0	0	0	22
MTL	--	--	--	--	--
NSH	3	0	0	0	5
NJD	1	0	0	0	0
NYI	1	0	0	0	0
NYR	4	0	0	0	17
OTT	2	0	0	0	0
PHI	3	0	0	0	7
PHX	1	0	0	0	0
PIT	2	0	0	0	5
SJS	2	0	0	0	0
STL	3	0	0	0	4
TBL	5	0	0	0	7
TOR	4	0	0	0	22
VAN	3	0	0	0	11
WSH	2	1	0	1	0
WPG	1	0	0	0	0
Totals	78	2	2	4	157

CAREER HIGHS

Goals: 1 (2 times), 4/10/09 vs. CGY
Assists: 1 (2 times), 1/11/11 at DAL
Points: 1, (4 times), 1/11/11 at DAL (0G-1A)

PIM: 12 (1 time), 1/7/11 at VAN
SOG: 3 (1 time), 4/10/09 vs. CGY
Hat Tricks: None

Goal Streak: None
Assist Streak: None
Point Streak: None



CAREER STATISTICS

YEAR	TEAM	LEAGUE	REGULAR SEASON										PLAYOFFS				
			GP	G	A	PTS	PIM	+/-	PP	SH	GW	S	GP	G	A	PTS	PIM
1997-98	Saskatoon	WHL	1	0	0	0	0	--	--	--	--	--	--	--	--	--	--
1998-99	Saskatoon	WHL	55	2	0	2	190	--	--	--	--	--	--	--	--	--	--
1999-00	Red Deer	WHL	20	0	0	0	65	--	--	--	--	--	--	--	--	--	--
	Prince Albert	WHL	47	1	1	2	100	--	--	--	--	--	4	0	0	0	22
2000-01	Muskegon	UHL	11	1	1	2	58	--	--	--	--	--	12	0	2	2	23
2001-02	Bay County	CEHL	31	14	16	30	260	--	--	--	--	--	--	--	--	--	--
2002-03	St. Jean	QSPHL	10	1	1	2	68	--	--	--	--	--	5	0	0	0	24
	Muskegon	UHL	54	2	1	3	279	--	--	--	--	--	--	--	--	--	--
2003-04	Hartford	AHL	3	0	0	0	0	--	--	--	--	--	--	--	--	--	--
	Charlotte	ECHL	61	1	4	5	217	--	--	--	--	--	--	--	--	--	--
	Jacksonville	WHA2	6	0	2	2	18	--	--	--	--	--	5	0	1	1	17
2004-05	Hartford	AHL	27	1	1	2	207	--	--	--	--	--	--	--	--	--	--
	Charlotte	ECHL	46	1	4	5	214	--	--	--	--	--	11	0	4	4	17
2005-06	Charlotte	ECHL	61	3	2	5	238	--	--	--	--	--	1	0	0	0	4
2006-07	Quad City	UHL	46	2	1	3	168	-1	0	0	0	--	5	0	0	0	6
2007-08	Providence	AHL	62	2	3	5	213	-6	0	0	--	--	5	0	0	0	9
2008-09	Edmonton	NHL	22	2	0	2	40	-2	0	0	1	6	--	--	--	--	--
2009-10	Edmonton	NHL	4	0	0	0	7	0	0	0	0	0	--	--	--	--	--
	Florida	NHL	18	0	1	1	17	-3	0	0	0	3	--	--	--	--	--
	Rochester	AHL	34	0	2	2	86	-2	0	0	0	--	6	0	0	0	23
2010-11	Edmonton	NHL	34	0	1	1	93	-1	0	0	0	6	--	--	--	--	--
	NHL TOTALS		78	2	2	4	157	-6	0	0	1	15	--	--	--	--	--

EVGENI MALKIN • 71

Position: C

Shoots: Left

Ht: 6-3

Wt: 195

DOB: 7/31/86


Birthplace: Magnitogorsk, Russia

Acquired: Drafted by Penguins in the first round (2nd overall) in the 2004 Entry Draft.



Up-To-Date Player Stats: Evgeni Malkin

- Dynamic and gifted offensive force with a unique blend of size and athleticism.
- Nickname - "Geno"
- Played 5 NHL seasons with Pittsburgh.
- Led Penguins to Stanley Cup title in 2009, being named Conn Smythe Trophy winner as playoff MVP after posting 36 points (14G-22A). Is 4th-youngest Conn Smythe winner (22 years, 10 months).
- Won NHL scoring title (Art Ross) in 2008-09 after recording 113 points (35G-78A) and was named Team MVP.
- 1st player since Mario Lemieux (1992) to win Art Ross and Conn Smythe in same season (2008-09). Became the 5th player in NHL history (since expansion in 1967) to win the regular-season and postseason scoring titles in one season, joining Lemieux, Wayne Gretzky, Guy Lafleur and Phil Esposito.
- Back-to-back finalist for Hart Trophy (MVP) and Ted Lindsay Award (most outstanding player as voted by peers) in 2007-08 and '08-09.
- Won Calder Trophy (rookie of the year) in 2006-07 and named to NHL All-Rookie Team.
- Recorded 2 100-point and 3 30-plus goal seasons in career.
- Collected his 400th NHL point with an assist vs. Carolina on Nov. 19, 2010.
- Ranks 4th in team history for longest consecutive games played streak at 254. His streak began with his NHL debut on Oct. 18, 2006 and lasted until he missed a game vs. Columbus on Oct. 30, 2009.
- Three-time NHL All-Star (2008, '09, '11) — twice voted as starter — ('09, '11). Named First-Team NHL All-Star in '07-08 and '08-09.
- Earned Team MVP award in '07-08 and '08-09.
- Recorded 13-game assist streak (21 total), 3rd-longest in Penguins history, from Oct. 16 to Nov. 15, 2008.
- Twice has had 15-game scoring streaks: Jan. 16 to March 4, 2010 (9G-14A); Oct. 23 to Nov. 22, 2007 (7G-15A).
- Recorded 200th career point with an assist on Sidney Crosby's 100th career goal Oct. 18, 2008 vs. Toronto. The puck was split in half for both players to share.
- Scored 1st NHL goal in first game against Martin Brodeur Oct. 18, 2006 vs. New Jersey. Scored a goal in each of his 1st 6 games (7 goals total), becoming 1st NHL player in 89 years to accomplish the feat.



CAREER VS. NHL

	GP	G	A	PTS	PIM
ANA	5	1	4	5	6
BOS	17	10	10	20	28
BUF	18	5	15	20	22
CGY	4	1	1	2	6
CAR	16	6	12	18	18
CHI	3	2	1	3	2
COL	3	1	5	6	2
CBJ	3	1	3	4	4
DAL	5	2	2	4	0
DET	4	1	3	4	2
EDM	3	0	5	5	2
FLA	18	4	14	18	8
LAK	3	5	2	7	8
MIN	4	2	1	3	4
MTL	19	9	14	23	12
NSH	4	2	3	5	8
NJD	27	11	17	28	10
NYI	30	17	23	40	40
NYR	30	12	12	24	24
OTT	19	12	8	20	14
PHI	30	17	26	43	50
PHX	6	3	5	8	6
PIT	-	-	-	-	-
SJS	4	0	1	1	6
STL	4	3	1	4	0
TBL	18	6	8	14	8
TOR	16	7	28	35	24
VAN	4	1	1	2	6
WSH	16	7	17	24	16
WPG	19	10	18	28	20
Totals	352	158	260	418	356

CAREER HIGHS

Goals: 6 (6 times), 11/13/10 at ATL
Assists: 5 (1 time), 1/20/07 vs. TOR
Points: 5 (3 times), 12/20/10 vs. PHX (2G-3A)

SOG: 12 (2 times), 10/20/10 vs. STL
PIM: 10 (1 time), 12/11/07 at PHI
Hat Tricks: 6, 11/13/10 at ATL (3G)

Goal Streak: 6, 10/18/06-11/1/06 (7)
Assist Streak: 13, 10/16/08-11/15/08 (21)
Point Streak: 15, 1/16/10-3/4/10 (9G-15A)

- His career postseason average of 1.18 points per game (min. 40 games) ranks 9th in NHL history.
- Recorded his 1st playoff hat trick and added an assist for a 4-point night in Game 2 of the 2009 Eastern Conference Finals vs. Carolina on May 21, 2009. His 3rd goal came on a faceoff play called "The Geno" in which he won his own draw in the offensive zone, carried the puck behind the net and scored on a spinning, backhanded shot.
- Played for Team Russia in 2010 Winter Olympics, leading the team in scoring (3G-3A).
- Has represented Russia in the Olympics (2006, '10), World Championships (2006, '07, '10), World Junior Championships (2004, '05, '06) and World Under-18 Championships (2003, '04).
- Named to All-Tournament team at 2007 World Championships and Top Forward and Tournament MVP at '06 World Junior Championships.
- Played 3 seasons for hometown Metallurg Magnitogorsk in Russian Super League (2003-06).
- Avid soccer and billiards player.
- Lived with former Penguin Sergei Gonchar for 1st 2 years in his career.
- Signed through 2013-14 season.



CAREER STATISTICS

REGULAR SEASON													PLAYOFFS				
YEAR	TEAM	LEAGUE	GP	G	A	PTS	PIM	+/-	PP	SH	GW	S	GP	G	A	PTS	PIM
2002-03	Russia	U18 WJC	6	5	4	9	2	11	--	--	--	--	--	--	--	--	--
2003-04	Magnitogorsk	RUS	34	3	9	12	12	11	--	--	--	--	--	--	--	--	--
	Russia	WJC	6	1	4	5	0	2	--	--	--	--	--	--	--	--	--
	Russia	U18 WJC	6	4	4	8	31	4	--	--	--	--	--	--	--	--	--
2004-05	Magnitogorsk	RUS	52	12	20	32	24	21	--	--	--	--	5	0	4	4	0
	Russia	WC	9	0	4	4	8	6	--	--	--	--	--	--	--	--	--
	Russia	WJC	6	3	7	10	16	0	--	--	--	--	--	--	--	--	--
2005-06	Magnitogorsk	RUS	46	21	26	47	46	28	--	--	--	--	11	5	10	15	41
	Russia	Olympics	7	2	4	6	31	5	--	--	--	--	--	--	--	--	--
	Russia	WC	7	3	6	9	6	7	--	--	--	--	--	--	--	--	--
	Russia	WJC	6	4	6	10	12	5	--	--	--	--	--	--	--	--	--
2006-07	PITTSBURGH	NHL	78	33	52	85	80	2	16	0	6	242	5	0	4	4	8
	Russia	WC	9	5	5	10	6	5	2	0	--	33	--	--	--	--	--
2007-08	PITTSBURGH	NHL	82	47	59	106	78	16	17	0	5	272	20	10	12	22	24
2008-09	PITTSBURGH	NHL	82	35	78*	113*	80	17	14	2	4	290	24	14	22*	36*	51
2009-10	PITTSBURGH	NHL	67	28	49	77	100	-6	13	2	7	268	13	5	6	11	6
	Russia	Olympics	4	3	3	6	0	--	2	0	1	--	--	--	--	--	--
2010-11	PITTSBURGH	NHL	43	15	22	37	18	-4	5	0	3	182	--	--	--	--	--
PIT/NHL TOTALS			352	158	260	418	356	25	65	4	25	1254	62	29	44	73	89

*NHL LEADER

PAUL MARTIN • 7

Position: D

Shoots: Left

Ht: 6-1

Wt: 200

DOB: 3/5/81


Birthplace: Minneapolis, MN

Acquired: Signed as an unrestricted free agent on July 1, 2010.



Up-To-Date Player Stats: Paul Martin

- Smooth-skating defenseman with strong puck skills and hockey sense.
- Nickname - "Pauly"
- Played 7 NHL seasons with New Jersey and Pittsburgh.
- Completed 1st season with Pittsburgh in 2010-11, paired for most of the season with Zbynek Michalek.
- Ranked 2nd on Penguins in blocked shots (129) and average ice time (23:21) in '10-11.
- Became 2nd defenseman in Penguins history to score 2 unassisted goals in 1 game Dec. 4, 2010 at Columbus (Ab DeMarco, Feb. 24, 1974 at Chicago).
- Tallied his first goal as a Penguin against his former Devils teammates on Oct. 11, 2010.
- Played first 6 seasons of career with New Jersey after the Devils selected him in the 2nd round (62nd overall) of the 2000 NHL Entry Draft.
- His best NHL season came in 2005-06 with New Jersey when he established career highs in goals (t-5), assists (32) and points (37).
- Chosen to represent Team USA at 2010 Winter Olympics, but did not play due to injury.
- Played for Team USA in World Championships (2004, '07), World Cup (2004) and World Junior Championships (2001).
- Played 3 seasons with University of Minnesota from 2000-03, helping the Golden Gophers to back-to-back NCAA titles in 2002 and '03.
- Native of Elk River, Minnesota.
- Named Minnesota's "Mr. Hockey" in 2000 as the most outstanding senior player in the state while playing for Elk River.
- Signed through 2014-15 season.



CAREER VS. NHL

	GP	G	A	PTS	PIM
ANA	5	0	1	1	0
BOS	25	1	8	9	8
BUF	23	2	9	11	2
CGY	5	0	2	2	2
CAR	23	3	7	10	10
CHI	8	1	2	3	0
COL	5	0	4	4	2
CBJ	6	4	2	6	0
DAL	6	0	1	1	4
DET	4	0	0	0	0
EDM	3	0	0	0	2
FLA	24	1	9	10	6
LAK	6	1	2	3	0
MIN	5	1	1	2	4
MTL	23	1	11	12	8
NSH	4	0	0	0	0
NJD	6	1	1	2	0
NYI	40	3	16	19	6
NYR	42	1	6	7	8
OTT	24	0	12	12	6
PHI	43	1	14	15	16
PHX	5	0	2	2	0
PIT	36	2	8	10	14
SJS	2	0	1	1	0
STL	6	0	0	0	0
TBL	22	3	6	9	6
TOR	22	0	9	9	6
VAN	5	0	2	2	2
WSH	24	1	10	11	8
WPG	25	2	12	14	10
Totals	477	29	158	187	130

CAREER HIGHS

Goals: 2 (2 times), 12/4/10 at CBJ
Assists: 3 (2 times), 2/11/09 vs. NYI
Points: 3 (3 times), 2/11/09 vs. NYI (0G-3A)

SOG: 6 (3 times), 11/21/08 vs. NYI
PIM: 4 (5 times), 1/21/09 vs. MTL
Hat Tricks: None

Goal Streak: 2, 11/20/08-11/21/08 (2)
Assist Streak: 5, 12/26/05-1/3/06 (6)
Point Streak: 5, 12/26/05-1/3/06 (6A)



CAREER STATISTICS

YEAR	TEAM	LEAGUE	REGULAR SEASON										PLAYOFFS				
			GP	G	A	PTS	PIM	+/-	PP	SH	GW	S	GP	G	A	PTS	PIM
1998-99	Elk River	HS	24	9	11	20	--	--	--	--	--	--	--	--	--	--	--
1999-00	Elk River	HS	24	15	35	50	26	--	--	--	--	--	--	--	--	--	--
2000-01	Minnesota	WCHA	38	3	17	20	8	--	--	--	--	--	--	--	--	--	--
	United States	WJC	7	0	4	4	2	--	--	--	--	--	--	--	--	--	--
2001-02	Minnesota	WCHA	44	8	30	38	22	--	--	--	--	--	--	--	--	--	--
2002-03	Minnesota	WCHA	45	9	30	39	32	--	--	--	--	--	--	--	--	--	--
2003-04	New Jersey	NHL	70	6	18	24	4	12	2	0	2	82	5	1	1	2	4
2004-05	Fribourg-Gotteron	Swiss	11	3	4	7	2	--	--	--	--	--	--	--	--	--	--
	United States	W-Cup	3	0	1	1	0	3	--	--	--	--	--	--	--	--	--
	United States	WC	7	0	0	0	2	--	--	--	--	--	--	--	--	--	--
2005-06	New Jersey	NHL	80	5	32	37	32	1	3	0	0	97	9	0	3	3	4
2006-07	New Jersey	NHL	82	3	23	26	18	-9	1	0	0	84	11	0	4	4	6
2007-08	New Jersey	NHL	73	5	27	32	22	20	2	0	2	93	5	1	2	3	2
	United States	WC	7	1	7	8	0	--	--	--	--	--	--	--	--	--	--
2008-09	New Jersey	NHL	73	5	28	33	36	21	2	0	1	107	7	0	4	4	2
2009-10	New Jersey	NHL	22	2	9	11	2	10	1	0	0	21	5	0	0	0	0
2010-11	PITTSBURGH	NHL	77	3	21	24	16	9	2	0	1	104	7	0	2	2	2
NHL TOTALS			477	29	158	187	130	64	13	0	6	588	49	2	16	18	20
PITTSBURGH TOTALS			77	3	21	24	16	9	2	0	1	104	7	0	2	2	2

ZBYNEK MICHALEK • 4

Position: D

Shoots: Right

Ht: 6-2

Wt: 210

DOB: 12/23/82


Birthplace: Jindrichuv Hradec,
Czech Republic

Acquired: Signed as an unrestricted
free agent on July 1, 2010.



Up-To-Date Player Stats: Zbynek Michalek

- (Pronounced z'BIGH-nehk mih-KHAL-ihk)
- Solid defensive defenseman with a powerful shot who excels in shot blocking and on the penalty kill.
- Nickname - "Z"
- Played 6-plus NHL seasons with Minnesota, Phoenix and Pittsburgh.
- Signed with Penguins on same day as Paul Martin in 2010 offseason. Played the majority of the season paired with Martin.
- A valuable member of the NHL's No. 1-ranked penalty killing unit in 2010-11, he led the Penguins with an average of 3:46 shorthanded minutes per game.
- Blocked a team-high 149 shots in 1st season with Pittsburgh in '10-11.
- Finished the '10-11 season on a roll offensively with 8 points (5G-3A) and a plus-9 rating over his final 16 games.
- Led NHL with 271 blocked shots in 2008-09.
- Durable blueliner has appeared in all 82 games of a season 3 times in career, and has played in at least 72 games each season since establishing himself in the NHL.
- Appeared in his 1st career NHL game against Pittsburgh Jan. 16, 2004 while playing for Minnesota.
- Originally signed as an undrafted free agent with Minnesota Sept. 29, 2001.
- Won Calder Cup championship in 2003 with the American Hockey League's Houston Aeros, the top minor-league affiliate of Minnesota.
- Represented Czech Republic in 2010 Winter Olympic Games and World Championships (2006, '07, '08). Won silver medal in '06 tournament, contributing 3 goals in 9 games.
- Played 2 seasons with Shawinigan of Quebec Major Junior Hockey League from 2000-02.
- Brother, Milan, plays for Ottawa Senators.
- Favorite player growing up was former Penguin Jaromir Jagr.
- Married (Helena); 1 son (Andreas).
- Signed through 2014-15 season.



CAREER VS. NHL

	GP	G	A	PTS	PIM
ANA	38	3	4	7	22
BOS	8	0	3	3	4
BUF	10	1	3	4	0
CGY	20	1	4	5	8
CAR	8	1	4	5	6
CHI	22	1	3	4	16
COL	22	2	4	6	8
CBJ	24	2	2	4	4
DAL	37	1	6	7	14
DET	22	1	5	6	8
EDM	19	3	1	4	4
FLA	8	2	2	4	4
LAK	38	1	14	15	24
MIN	19	1	1	2	6
MTL	8	1	1	2	0
NSH	19	1	3	4	6
NJD	10	1	3	4	4
NYI	11	2	3	5	6
NYR	11	0	2	2	6
OTT	8	2	2	4	6
PHI	7	0	4	4	2
PHX	3	0	0	0	2
PIT	5	0	2	2	2
SJS	39	3	10	13	26
STL	20	1	4	5	6
TBL	7	0	1	1	6
TOR	7	0	2	2	6
VAN	22	1	4	5	6
WSH	8	0	1	1	8
WPG	8	0	4	4	2
Totals	488	32	102	134	222

CAREER HIGHS

Goals: 1 (32 times), 4/8/11 at NYI

Assists: 2 (5 times), 10/30/08 vs. PIT

Points: 3 (1 time), 11/30/06 vs. LAK (1G-A)

SOG: 8 (1 time), 3/8/09 at NYI

PIM: 4 (12 times), 1/23/10 at WSH

Hat Tricks: None

Goal Streak: 2, 3/13/11-3/15/11 (2)

Assist Streak: 4, 12/26/06-1/1/07 (5)

Point Streak: 4, 12/26/06-1/1/07 (1G-5A)



CAREER STATISTICS

REGULAR SEASON													PLAYOFFS				
YEAR	TEAM	LEAGUE	GP	G	A	PTS	PIM	+/-	PP	SH	GW	S	GP	G	A	PTS	PIM
2000-01	Shawinigan	QMJHL	69	10	29	39	52	--	--	--	--	--	3	0	0	0	0
2001-02	Shawinigan	QMJHL	68	16	35	51	54	--	--	--	--	--	12	8	9	17	17
2002-03	Houston	AHL	62	4	10	14	26	--	--	--	--	--	23	1	1	2	6
2003-04	Minnesota	NHL	22	1	1	2	4	-7	0	0	0	17	--	--	--	--	--
	Houston	AHL	55	5	16	21	32	-5	3	0	0	--	2	1	0	1	0
2004-05	Houston	AHL	76	7	17	24	48	-10	5	0	1	--	5	1	2	3	4
2005-06	Phoenix	NHL	82	9	15	24	62	4	5	0	2	105	--	--	--	--	--
	Czech Rep.	WC	9	3	0	3	6	--	--	--	--	--	--	--	--	--	--
2006-07	Phoenix	NHL	82	4	24	28	34	-20	3	0	0	144	--	--	--	--	--
	Czech Rep.	WC	7	0	1	1	4	--	--	--	--	--	--	--	--	--	--
2007-08	Phoenix	NHL	75	4	13	17	34	9	0	0	2	92	--	--	--	--	--
	Czech Rep.	WC	7	0	0	0	6	--	--	--	--	--	--	--	--	--	--
2008-09	Phoenix	NHL	82	6	21	27	28	-13	0	0	0	106	--	--	--	--	--
2009-10	Phoenix	NHL	72	3	14	17	30	5	2	0	1	104	7	0	2	2	2
2010-11	PITTSBURGH	NHL	73	5	14	19	30	0	1	0	2	104	7	0	1	1	0
NHL TOTALS			488	32	102	134	222	-22	11	0	7	672	14	0	3	3	2
PITTSBURGH TOTALS			73	5	14	19	30	0	1	0	2	104	7	0	1	1	0

JAMES NEAL • 18


Position: LW**Shoots:** L**Ht:** 6-2**Wt:** 208**DOB:** 11/3/87**Birthplace:** Whitby, ON

Acquired: Acquired from Dallas with Matt Niskanen for Alex Goligoski on Feb. 21, 2011.



Up-To-Date Player Stats: James Neal

- Strong, young power forward that can play physical.
- Nickname - "Nealer"
- Played 3 NHL seasons with Dallas and Pittsburgh.
- Scored 20-plus goals in each of his 1st 3 seasons.
- Broke into NHL in 2008-09 at 21 years old, scoring 24 goals and 37 points in rookie campaign - 1st Stars rookie to score 20 goals since the franchise moved to Dallas.
- Played in 2009 YoungStars Game as part of NHL All-Star Weekend.
- Proved to be a clutch shootout performer for the Penguins in '10-11 after arriving from Dallas. He converted 3 of his 4 attempts (75%), including a pair of game-deciding goals in a 3-game stretch from March 21-27, 2011.
- Scored 1st career NHL playoff goal as a Penguin in dramatic fashion with a double-overtime game-winner in Game 4 of 2011 opening-round contest against Tampa Bay.
- Originally drafted by Dallas in the 2nd round (33rd overall) in the 2005 NHL Entry Draft.
- Won a gold medal with Canada at the 2007 World Junior Championships.
- Represented his country in 2009 and '11 World Championships, 2007 World Junior Championships and 2005 Under-18 World Junior Championships.
- Played 3-plus seasons with Plymouth of the Ontario Hockey League from 2003-07.
- Named OHL First-Team All-Star and OHL's Best Checker in 2007. Played in '07 OHL All-Star Game and ADT Russia-Canada Challenge.
- Younger brother, Michael, was a 5th-round pick (149th overall) by Dallas at 2007 NHL Entry Draft.
- Signed through 2011-12 season.



CAREER VS. NHL

	GP	G	A	PTS	PIM
ANA	14	2	9	11	0
BOS	4	0	0	0	2
BUF	4	2	1	3	2
CGY	11	4	4	8	6
CAR	5	3	0	3	2
CHI	11	4	5	9	4
COL	10	2	2	4	8
CBJ	11	6	2	8	28
DAL	-	-	-	-	-
DET	12	3	5	8	14
EDM	13	7	2	9	21
FLA	6	2	2	4	2
LAK	13	4	2	6	21
MIN	9	4	2	6	2
MTL	4	0	1	1	2
NSH	10	2	6	8	4
NJD	7	0	3	3	0
NYI	4	0	0	0	2
NYR	5	2	2	4	6
OTT	4	0	1	1	0
PHI	6	1	0	1	0
PHX	15	4	2	6	15
PIT	3	0	1	1	2
SJS	15	6	4	10	10
STL	12	4	3	7	12
TBL	4	1	0	1	4
TOR	5	4	1	5	8
VAN	11	3	3	6	4
WSH	3	1	1	2	0
WPG	3	2	0	2	0
Totals	234	73	64	137	181

CAREER HIGHS

Goals: 3 (1 time), 12/23/08 at TOR**Assists:** 3 (1 time), 10/16/09 vs. NSH**Points:** 3 (6 times), 11/18/10 vs. SJS (2G-1A)**SOG:** 7 (8 times), 3/15/10 at OTT**PIM:** 19 (1 time), 11/19/09 vs. CBJ**Hat Tricks:** 1 (1 time), 12/23/08 at TOR**Goal Streak:** 4, 10/14/10-10/21/10 (4)**Assist Streak:** 4, 12/2/10-12/8/10 (4)**Point Streak:** 7, 10/21/09-11/18/09 (8G-7A)



CAREER STATISTICS

REGULAR SEASON													PLAYOFFS				
YEAR	TEAM	LEAGUE	GP	G	A	PTS	PIM	+/-	PP	SH	GW	S	GP	G	A	PTS	PIM
2003-04	Plymouth	OHL	9	2	4	6	0	--	--	--	--	--	--	--	--	--	--
2004-05	Plymouth	OHL	67	18	26	44	32	-5	7	0	--	--	4	1	1	2	6
	Canada	WJ18	6	1	1	2	6	--	--	--	--	--	--	--	--	--	--
2005-06	Plymouth	OHL	66	21	37	58	109	1	12	0	--	--	13	9	7	16	33
2006-07	Plymouth	OHL	45	27	38	65	94	28	11	2	--	--	20	13	12	25	54
	Canada	WJC	6	0	0	0	8	--	--	--	--	--	--	--	--	--	--
2007-08	Iowa	AHL	62	18	19	37	63	1	7	0	--	--	--	--	--	--	--
2008-09	Dallas	NHL	77	24	13	37	51	-11	9	0	2	171	--	--	--	--	--
	Manitoba	AHL	5	4	1	5	2	4	0	1	1	--	--	--	--	--	--
	Canada	WJC	3	1	2	3	2	--	--	--	--	--	--	--	--	--	--
2009-10	Dallas	NHL	78	27	28	55	64	-5	2	1	4	200	--	--	--	--	--
2010-11	Dallas	NHL	59	21	18	39	60	8	5	0	3	160	--	--	--	--	--
	PITTSBURGH	NHL	20	1	5	6	6	-1	0	0	0	52	7	1	1	2	6
	NHL TOTALS		234	73	64	137	181	-9	16	1	9	583	7	1	1	2	6
	PIT TOTALS		20	1	5	6	6	-1	0	0	0	52	7	1	1	2	6

MATT NISKANEN • 2


Position: D**Shoots:** R**Ht:** 6-0**Wt:** 209**DOB:** 12/6/86**Birthplace:** Virginia, MN

Acquired: Acquired from Dallas with James Neal for Alex Goligoski on Feb. 21, 2011.



Up-To-Date Player Stats: Matt Niskanen

- Puck-moving defenseman that can play the power play and kill penalties.
- Nickname - "Nisky"
- Played 4 NHL seasons with Dallas and Pittsburgh.
- Broke into NHL as a Star in 2007-08 at 20 years old, leading all rookie defensemen with a plus-22 rating.
- Set career highs in assists (29) and points (35) in 2008-09 campaign.
- Played in 2008 YoungStars Game at NHL All-Star Weekend.
- Originally drafted by Dallas in the 1st round (28th overall) of the 2005 NHL Entry Draft.
- Represented United States in 2009 World Championships and 2006 World Junior Championships.
- Played 2 collegiate seasons with Minnesota-Duluth from 2005-07.
- Named All-WCHA First Team as sophomore after posting 31 points (9G-22A) in 39 contests (Western Collegiate Hockey Association).
- Idolized Penguins owner/Hall of Famer Mario Lemieux as a kid.
- First job was a youth hockey referee.
- Talented athlete was captain of high school football and basketball teams.
- Avid hunter and fisher.
- Signed through 2011-12 season.



CAREER VS. NHL

	GP	G	A	PTS	PIM
ANA	21	1	4	5	4
BOS	5	0	2	2	17
BUF	5	1	1	2	4
CGY	15	0	2	2	6
CAR	6	0	2	2	0
CHI	13	0	2	2	4
COL	13	0	4	4	10
CBJ	13	0	2	2	4
DAL	-	-	-	-	-
DET	14	1	4	5	4
EDM	14	1	4	5	9
FLA	6	1	2	3	11
LAK	21	1	2	3	10
MIN	13	4	2	6	6
MTL	5	0	2	2	0
NSH	13	1	3	4	8
NJD	9	0	0	0	2
NYI	4	0	0	0	2
NYR	5	0	4	4	4
OTT	4	1	1	2	2
PHI	5	0	1	1	4
PHX	22	2	6	8	10
PIT	4	0	0	0	5
SJS	20	2	5	7	8
STL	14	0	4	4	8
TBL	4	0	0	0	4
TOR	6	1	5	6	0
VAN	15	0	2	2	2
WSH	3	0	1	1	4
WPG	3	0	2	2	4
Totals	295	17	69	86	156

CAREER HIGHS

Goals: 1 (17 times), 3/2/11 at TOR**Assists:** 3 (1 time), 2/6/09 vs. NYR**Points:** 3 (2 times), 2/6/09 vs. NYR (3A)**SOG:** 6 (2 times), 1/12/09 at DET**PIM:** 15 (1 time), 11/1/08 at BOS**Hat Tricks:** None**Goal Streak:** None**Assist Streak:** 5, 1/31/09-2/8/09 (8)**Point Streak:** 5, 1/31/09-2/8/09 (8A)



CAREER STATISTICS

YEAR	TEAM	LEAGUE	REGULAR SEASON										PLAYOFFS				
			GP	G	A	PTS	PIM	+/-	PP	SH	GW	S	GP	G	A	PTS	PIM
2005-06	Minn-Duluth	WCHA	38	1	13	14	40	--	--	--	--	--	--	--	--	--	--
	United States	WJC	7	0	0	0	6	--	--	--	--	--	--	--	--	--	--
2006-07	Minn-Duluth	WCHA	39	9	22	31	42	--	--	--	--	--	--	--	--	--	--
	Iowa	AHL	13	0	3	3	6	-4	0	0	0	--	12	2	5	7	10
2007-08	Dallas	NHL	78	7	19	26	36	22	2	0	0	99	16	0	3	3	10
2008-09	Dallas	NHL	80	6	29	35	52	-11	2	0	0	111	--	--	--	--	--
	United States	WC	9	1	2	3	2	--	--	--	--	--	--	--	--	--	--
2009-10	Dallas	NHL	74	3	12	15	18	-15	0	0	2	110	--	--	--	--	--
2010-11	Dallas	NHL	45	0	6	6	30	-1	0	0	0	51	--	--	--	--	--
	PITTSBURGH	NHL	18	1	3	4	20	-2	0	0	0	26	7	0	1	1	0
	NHL TOTALS		295	17	69	86	156	-7	4	0	2	397	23	0	4	4	10
	PIT TOTALS		18	1	3	4	20	-2	0	0	0	26	7	0	1	1	0

BROOKS ORPIK • 44

Position: D

Shoots: Left

Ht: 6-2

Wt: 219


DOB: 9/26/80

Birthplace: San Francisco, CA

Acquired: Drafted by Penguins in the first round (18th overall) of the 2000 Entry Draft.


Up-To-Date Player Stats: Brooks Orpik

- Rugged, responsible defensive defenseman is team's top penalty killing blueliner. Physically imposing presence regularly ranks among NHL's top hitters.
- Nickname - "Brooksy"
- Played 7-plus NHL seasons, all with Pittsburgh.
- Team leader wears an "A" on his sweater as an alternate captain.
- Defensive anchor of Penguins' 2009 Stanley Cup championship team.
- Has won a Stanley Cup (Pittsburgh, 2009), Olympic silver medal (Team USA, 2010) and NCAA national title (Boston College, 2001).
- Won 2010-11 Penguins Defensive Player of the Year Award and Player's Player Award, given to the player that exemplifies leadership on and off ice and is dedicated to teamwork. He also won the Defensive Player of the Year Award in 2009-10.
- As a rookie in 2003-04, he won the Baz Bastien Good Guy Award, given to the player who the local media acknowledges for his cooperation throughout the year.
- Was a valuable member of the NHL's No. 1-ranked penalty killing unit in 2010-11 — ranking 2nd on the team with an average of 3:44 shorthanded minutes per game.
- Became the 3rd defenseman in franchise history to appear in 500 career games Feb. 11, 2011 at NY Islanders.
- Has recorded over 200 hits in 5 of his last 7 seasons.
- Named to Eastern Conference Young Guns team at 2004 All-Star Game.
- Made NHL/Penguins debut on Dec. 10, 2002 at Toronto. Became NHL regular in 2003-04 season, playing in 74 games.
- Earned silver medal with Team USA at 2010 Winter Olympic Games in Vancouver.
- Also represented Team USA at the World Championships (2006) and World Junior Championships (2000).
- Played 3 seasons at Boston College from 1998-01, helping the Eagles win the NCAA Division I national championship in 2001.
- Spent a majority of his childhood growing up in Buffalo, NY.
- Signed through 2013-14 season.



CAREER VS. NHL

	GP	G	A	PTS	PIM
ANA	7	0	2	2	0
BOS	24	3	1	4	28
BUF	27	0	2	2	26
CGY	4	0	2	2	0
CAR	24	1	3	4	56
CHI	6	0	1	1	4
COL	6	1	4	5	4
CBJ	6	0	2	2	10
DAL	6	0	1	1	0
DET	7	0	1	1	2
EDM	3	0	1	1	2
FLA	28	0	3	3	22
LAK	6	0	1	1	17
MIN	7	0	1	1	13
MTL	26	0	5	5	37
NSH	5	1	0	1	8
NJD	40	0	7	7	32
NYI	44	2	9	11	50
NYR	42	0	5	5	42
OTT	25	0	2	2	18
PHI	43	1	8	9	61
PHX	8	0	0	0	15
PIT	-	-	-	-	-
SJS	7	0	0	0	8
STL	6	0	1	1	12
TBL	26	0	5	5	26
TOR	23	0	6	6	26
VAN	3	0	1	1	5
WSH	27	0	6	6	45
WPG	26	0	4	4	26
Totals	512	9	84	93	595

CAREER HIGHS

Goals: 1 (9 times), 11/10/10 vs. BOS

Assists: 2 (5 times), 11/27/10 vs. CGY

Points: 2 (7 times), 11/27/10 vs. CGY (2A)

SOG: 4 (2 times), 3/27/07 at WSH

PIM: 19 (1 time), 3/4/06 vs. CAR

Hat Tricks: None

Goal Streak: None

Assist Streak: 2, 11/3/09-11/5/09 (3)

Point Streak: 2, 11/3/09-11/5/09 (3A)



CAREER STATISTICS

REGULAR SEASON													PLAYOFFS				
YEAR	TEAM	LEAGUE	GP	G	A	PTS	PIM	+/-	PP	SH	GW	S	GP	G	A	PTS	PIM
1996-97	Thayer Acad.	USHS	20	4	1	5	--	--	--	--	--	--	--	--	--	--	--
1997-98	Thayer Acad.	USHS	22	0	7	7	--	--	--	--	--	--	--	--	--	--	--
1998-99	Boston College	Hockey East	41	1	10	11	96	--	--	--	--	--	--	--	--	--	--
1999-00	Boston College	Hockey East	38	1	9	10	102	--	--	--	--	--	--	--	--	--	--
	United States	WJC	7	1	1	2	6	--	--	--	--	--	--	--	--	--	--
2000-01	Boston College	Hockey East	40	0	20	20	124	--	--	--	--	--	--	--	--	--	--
2001-02	Wilkes-Barre	AHL	78	2	18	20	99	2	1	0	0	72	--	--	--	--	--
2002-03	Wilkes-Barre	AHL	71	4	14	18	105	5	0	0	1	79	6	0	0	0	14
	PITTSBURGH	NHL	6	0	0	0	2	-5	0	0	0	2	--	--	--	--	--
2003-04	PITTSBURGH	NHL	79	1	9	10	127	-36	0	0	0	56	--	--	--	--	--
	Wilkes-Barre	AHL	3	0	0	0	2	1	0	0	0	6	24	0	4	4	53
2004-05	Did Not Play																
2005-06	PITTSBURGH	NHL	64	2	7	9	124	-3	0	0	0	32	--	--	--	--	--
	United States	WC	7	0	0	0	10	0	0	0	0	3	--	--	--	--	--
2006-07	PITTSBURGH	NHL	70	0	6	6	82	4	0	0	0	59	5	0	0	0	8
2007-08	PITTSBURGH	NHL	78	1	10	11	57	11	0	0	0	50	20	0	2	2	18
2008-09	PITTSBURGH	NHL	79	2	17	19	73	10	1	0	0	39	24	0	4	4	22
2009-10	PITTSBURGH	NHL	73	2	23	25	64	6	0	0	0	61	13	0	2	2	12
	United States	Olympics	6	0	0	0	0	--	0	0	0	--	--	--	--	--	--
2010-11	PITTSBURGH	NHL	63	1	12	13	66	12	0	0	0	56	7	0	3	3	14
PIT/NHL TOTALS			512	9	84	93	595	-1	1	0	0	355	69	0	11	11	74

RICHARD PARK • 12

Position: RW

Shoots: Right

Ht: 5-11

Wt: 190

DOB: 5/27/76


Birthplace: Seoul, South Korea

Acquired: Signed as free agent on Sept. 8, 2011.



Up-To-Date Player Stats: Richard Park

- Hard-working forward with good hockey sense that's versatile enough to play on any line. Strong defensive player and penalty killer.
- Nickname - "Parksy"
- Veteran professional played parts of 13 NHL seasons with Pittsburgh, Anaheim, Philadelphia, Minnesota, Vancouver and NY Islanders from 1995 to 2010.
- Dangerous penalty killing threat has 14 career shorthanded goals in career, with 4 in 2007-08 (ranking 5th in NHL). Has even scored twice with his team at a two-man disadvantage (Jan. 16, 2007 vs. Pittsburgh; April 4, 2008 at NY Rangers).
- Played 2010-11 season with Geneve Servette of Swiss National League, tallying 34 points (15G-19A) in 47 games.
- Has reached double digits in goals and totaled 20-plus points 6 times in career.
- Originally drafted by Pittsburgh in 2nd round (50th overall) of 1994 NHL Entry Draft.
- Appeared in 58 regular-season games and 4 playoff contests with Pittsburgh from 1994-97. During rookie campaign, was key member of Penguins' squad that advanced to Eastern Conference finals in 1996.
- Became second South Korean-born player to appear in NHL after making NHL debut with Pittsburgh May 3, 1995, joining former Penguins defenseman Jim Paek.
- In most recent NHL campaign (NY Islanders, 2009-10), established career high with 22 assists and tied for 2nd-highest point total (31) in 81 games.
- Represented the United States in World Junior Championships (1994, '95) and World Championships (2002, '04, '05, '06).
- Played 4 seasons with Belleville Bulls of the Ontario Hockey League from 1992-96.
- Totaled 85 goals, 144 assists and 229 points in 176 games with Bulls, adding 65 points (30G-35A) in 47 postseason contests.
- Signed through 2011-12 season.



CAREER VS. NHL

	GP	G	A	PTS	PIM
ANA	22	2	3	5	14
BOS	24	4	5	9	8
BUF	25	3	3	6	8
CGY	29	6	0	6	12
CAR	23	3	3	6	10
CHI	21	6	7	13	12
COL	26	2	5	7	4
CBJ	17	3	2	5	11
DAL	24	2	4	6	8
DET	22	5	3	8	6
EDM	24	3	1	4	12
FLA	23	1	6	7	8
LAK	23	4	0	4	0
MIN	12	2	5	7	4
MTL	23	3	7	10	8
NSH	17	3	2	5	4
NJD	31	3	7	10	8
NYI	5	1	0	1	2
NYR	35	2	14	16	16
OTT	26	3	5	8	10
PHI	35	6	5	11	8
PHX	20	3	2	5	4
PIT	30	5	7	12	8
SJS	22	4	8	12	6
STL	19	1	2	3	27
TBL	21	5	6	11	12
TOR	21	2	7	9	2
VAN	21	1	5	6	6
WSH	23	6	3	9	6
WPG	20	1	5	6	10
Totals	684	95	132	227	254

CAREER HIGHS

Goals: 2 (5 times), 1/2/09 at PHX

Assists: 3 (1 time), 12/26/07 vs. TOR

Points: 3 (5 times), 1/3/09 at SJS

PIM: 15 (1 time), 3/5/06 vs. STL

SOG: 6 (4 times), 3/2/08 vs. FLA

Hat Tricks: None

Goal Streak: 3, 12/13/08-12/19/08 (3)

Assist Streak: 5, 11/1/07-11/12/07 (5)

Point Streak: 5, 11/1/07-11/12/07 (5A)



CAREER STATISTICS


YEAR	TEAM	LEAGUE	REGULAR SEASON										PLAYOFFS				
			GP	G	A	PTS	PIM	+/-	PP	SH	GW	S	GP	G	A	PTS	PIM
1991-92	Toronto	MTHL	76	49	58	107	91	--	--	--	--	--	--	--	--	--	--
1992-93	Belleville	OHL	66	23	38	61	38	--	--	--	--	--	5	0	0	0	14
1993-94	Belleville	OHL	59	27	49	76	70	--	--	--	--	--	12	3	5	8	18
	United States	WJC	7	3	2	5	4	--	--	--	--	--	--	--	--	--	--
1994-95	PITTSBURGH	NHL	1	0	1	1	2	1	0	0	0	4	3	0	0	0	2
	Belleville	OHL	45	28	51	79	35	--	--	--	--	--	16	9	18	27	12
	United States	WJC	7	1	7	8	29	--	--	--	--	--	--	--	--	--	--
1995-96	PITTSBURGH	NHL	56	4	6	10	36	3	0	1	1	62	1	0	0	0	0
	Belleville	OHL	6	7	6	13	2	--	--	--	--	--	14	18	12	30	10
1996-97	PITTSBURGH	NHL	1	0	0	0	0	-1	0	0	0	1	--	--	--	--	--
	Anaheim	NHL	11	1	1	2	10	0	0	0	0	9	11	0	1	1	2
	Cleveland	IHL	50	12	15	27	30	--	--	--	--	--	--	--	--	--	--
1997-98	Anaheim	NHL	15	0	2	2	8	-3	0	0	0	14	--	--	--	--	--
	Cincinnati	AHL	56	17	26	43	36	-10	4	3	0	185	--	--	--	--	--
1998-99	Philadelphia	NHL	7	0	0	0	0	-1	0	0	0	5	--	--	--	--	--
	Philadelphia	AHL	75	41	42	83	33	32	11	8	6	312	16	9	6	15	4
1999-00	Utah	IHL	82	28	32	60	36	12	5	0	5	278	5	1	0	1	0
2000-01	Cleveland	IHL	75	27	21	48	29	-5	6	1	5	222	4	0	2	2	4
2001-02	Minnesota	NHL	63	10	15	25	10	-1	2	1	2	115	--	--	--	--	--
	Houston	AHL	13	4	10	14	6	7	1	1	1	--	--	--	--	--	--
	United States	WC	7	3	3	6	0	--	--	--	--	--	--	--	--	--	--
2002-03	Minnesota	NHL	81	14	10	24	16	-3	2	2	3	149	18	3	3	6	4
2003-04	Minnesota	NHL	73	13	12	25	28	0	4	0	1	142	--	--	--	--	--
	United States	WC	9	5	3	8	0	--	--	--	--	--	--	--	--	--	--
2004-05	If Malmö	Swiss	9	1	3	4	4	--	--	--	--	--	6	4	1	5	6
	SCL Langnau	Swiss	10	3	0	3	8	--	--	--	--	--	--	--	--	--	--
	United States	WC	5	1	0	1	0	--	--	--	--	--	--	--	--	--	--
2005-06	Vancouver	NHL	60	8	10	18	29	-2	0	1	2	97	--	--	--	--	--
	United States	WC	7	1	1	2	0	--	--	--	--	--	--	--	--	--	--
2006-07	NY Islanders	NHL	82	10	16	26	33	4	0	2	2	93	5	0	1	1	2
2007-08	NY Islanders	NHL	82	12	20	32	20	-4	1	4	2	132	--	--	--	--	--
2008-09	NY Islanders	NHL	71	14	17	31	34	-13	4	2	1	138	--	--	--	--	--
2009-10	NY Islanders	NHL	81	9	22	31	28	-9	0	1	4	146	--	--	--	--	--
2010-11	HC Genève-Servette	Swiss	47	15	19	34	16	--	--	--	--	--	3	2	1	3	2
NHL TOTALS			684	95	132	227	254	-29	13	14	18	1107	38	3	5	8	10
PITTSBURGH TOTALS			58	4	7	11	38	3	0	1	1	67	4	0	0	0	2

ALEXANDRE PICARD • 54

Position: D**Shoots:** Left**Ht:** 6-3**Wt:** 215**DOB:** 7/5/85**Birthplace:** Gatineau, QC**Acquired:** Signed as an unrestricted free agent on July 5, 2011.

Up-To-Date Player Stats: Alexandre Picard

- Big defenseman with a hard shot that can play on the power play.
- Played 4-plus NHL seasons with Philadelphia, Tampa Bay, Ottawa and Montreal.
- Recorded 5 assists Feb. 1, 2007 vs. New Jersey — becoming only the 2nd defenseman in NHL history to record at least 5 assists in 1 game (Gary Suter, Calgary, 6 assists April 4, 1986 vs. Edmonton).
- Scored 6 power-play goals for Ottawa in 2008-09.
- Set career highs in assists (19) and points (22) with Philadelphia in 2006-07.
- List of NHL firsts: game - 1/23/06 vs. Pittsburgh; goal - 11/11/06 vs. Buffalo; assist — 11/30/06 at NY Islanders.
- Originally drafted by Philadelphia in the 3rd round (85th overall) of the 2003 NHL Entry Draft.
- Played 2-plus seasons with the Philadelphia Phantoms of the American Hockey League from 2005-08. Named to 2008 AHL All-Star Game.
- Played 4 seasons in the Quebec Major Junior Hockey League with Halifax and Cape Breton from 2001-05.
- Played in President's Cup league final with Halifax in 2003 and '05. Named Halifax team MVP in 2004 and QMJHL Second-Team All-Star.
- Posted 122 points (31G-91A) and a plus-88 rating in 255 games during QMJHL career.
- Teammate of Penguins goaltender Marc-Andre Fleury with Cape Breton in 2003-04 season.
- Won a gold medal with Team Canada at the 2002 U-18 Eight Nations Cup.
- Signed through 2011-12 season.



CAREER VS. NHL

	GP	G	A	PTS	PIM
ANA	2	2	0	2	0
BOS	15	0	3	3	2
BUF	14	3	0	3	10
CGY	2	1	0	1	0
CAR	13	2	2	4	2
CHI	1	0	0	0	2
COL	3	1	0	1	0
CBJ	3	0	0	0	0
DAL	3	1	0	1	2
DET	3	1	1	2	0
EDM	4	0	2	2	0
FLA	10	0	1	1	6
LAK	3	0	1	1	0
MIN	3	0	0	0	0
MTL	10	0	2	2	2
NSH	3	0	0	0	0
NJD	17	2	7	9	4
NYI	15	0	6	6	2
NYR	13	1	5	6	18
OTT	7	0	0	0	2
PHI	7	0	0	0	0
PHX	5	0	0	0	0
PIT	18	0	5	5	8
SJS	3	0	0	0	0
STL	2	0	2	2	0
TBL	9	2	0	2	4
TOR	17	1	3	4	6
VAN	1	0	0	0	0
WSH	17	2	4	6	10
WPG	13	0	2	2	2
Totals	236	19	46	65	82

CAREER HIGHS

Goals: 1 (19 times), 12/23/10 at CAR**Assists:** 5 (1 time), 2/1/07 vs. NJD**Points:** 5 (1 time), 2/1/07 vs. NJD (5A)**PIM:** 7, 2 (times), 2/5/11 vs. NYR**SOG:** 6 (2 times), 10/31/09 vs. ATL**Hat Tricks:** None**Goal Streak:** 2, 12/16/09-12/18/09 (2)**Assist Streak:** 3, 11/17/08-11/22/08 (4)**Point Streak:** 3, 11/17/08-11/22/08 (4A)



CAREER STATISTICS

YEAR	TEAM	LEAGUE	REGULAR SEASON										PLAYOFFS				
			GP	G	A	PTS	PIM	+/-	PP	SH	GW	S	GP	G	A	PTS	PIM
2000-01	Gatineau	QAAA	42	6	15	21	38	--	--	--	--	--	11	0	1	1	8
2001-02	Halifax	QMJHL	59	2	12	14	28	--	--	--	--	--	13	2	3	5	6
2002-03	Halifax	QMJHL	71	4	30	34	64	31	2	0	--	--	25	1	5	6	14
2003-04	Cape Breton	QMJHL	57	10	26	36	44	23	9	0	--	--	5	0	0	0	0
2004-05	Halifax	QMJHL	68	15	23	38	46	18	8	0	--	--	13	1	5	6	14
	Philadelphia	AHL	--	--	--	--	--	--	--	--	--	--	2	0	0	0	0
2005-06	Philadelphia	NHL	6	0	0	0	4	-2	0	0	0	9	--	--	--	--	--
	Philadelphia	AHL	75	7	26	33	82	--	--	--	--	--	--	--	--	--	--
2006-07	Philadelphia	NHL	62	3	19	22	17	-19	1	0	0	56	--	--	--	--	--
	Philadelphia	AHL	6	1	2	3	2	--	--	--	--	--	--	--	--	--	--
2007-08	Philadelphia	NHL	4	0	0	0	2	-3	0	0	0	3	--	--	--	--	--
	Philadelphia	AHL	53	8	30	38	31	-8	5	0	--	--	--	--	--	--	--
	Tampa Bay	NHL	20	3	3	6	8	-9	1	0	1	21	--	--	--	--	--
	Norfolk	AHL	1	0	0	0	0	-2	0	0	--	--	--	--	--	--	--
2008-09	Ottawa	NHL	47	6	8	14	8	-2	6	0	1	72	--	--	--	--	--
2009-10	Ottawa	NHL	45	4	11	15	20	-2	1	0	1	64	--	--	--	--	--
	Carolina	NHL	9	0	0	0	6	2	0	0	0	7	--	--	--	--	--
2010-11	Montreal	NHL	43	3	5	8	17	0	2	0	1	49	--	--	--	--	--
NHL TOTALS			236	19	46	65	82	-35	11	0	4	281	--	--	--	--	--

JORDAN STAAL • 11

Position: C

Shoots: Left

Ht: 6-4

Wt: 220

DOB: 9/10/88

Birthplace: Thunder Bay, ON

Acquired: Drafted by Penguins in the first round (2nd overall) of the 2006 Entry Draft.



Up-To-Date Player Stats: Jordan Staal

- Durable, physically strong two-way center that excels in a defensive shutdown role and on the penalty kill.
- Nickname - "Staalsy"
- Played 5 NHL seasons, all with Pittsburgh, breaking into the league as an 18-year-old rookie in 2006-07.
- Key member of Penguins' 2009 Stanley Cup championship. During title run was paired against opposing team's top forwards, holding Philadelphia's Jeff Carter to 1 goal in 6 games and older brother Eric Staal of Carolina to 1 goal in Eastern Conference Finals. Scored series-changing shorthanded goal against Detroit in Game 4 of Stanley Cup Final.
- Nominated for Selke Trophy (2010, best defensive forward) and Calder Trophy (2006, rookie of the year).
- Voted by his peers as the team's Player's Player in 2009-10, an award given to the player that best exemplifies leadership for the team, both on and off the ice.
- Durable and reliable center played in a franchise-record 358-consecutive games including playoffs (328, Ron Schock). Staal's streak of 302-straight regular-season contests ranks 2nd in team history (313, Schock). Staal's regular-season streak began on Dec. 7, 2006 at NY Rangers and ended when he missed the 2010-11 season-opener.
- Missed first 39 games of 2010-11 season with a foot infection (12) and broken hand (27), the 1st regular-season games he's missed in his NHL career due to injury. Made season debut at 2011 Winter Classic at Heinz Field.
- Finished the '10-11 regular season with 30 points (11G-19A) over his final 37 games and led the Penguins with a career-high-tying 4 game-winning goals.
- Was a valuable member of the NHL's No. 1-ranked penalty killing unit in '10-11, ranking 4th on the team among forwards with an average of 2:30 shorthanded minutes per game.
- Named to NHL All-Rookie Team as 18-year-old in 2006-07. Ranked 2nd among rookies that season with a career-high 29 goals (2nd behind teammate Evgeni Malkin, 33).
- Set NHL rookie record and led NHL with 7 shorthanded goals in 2006-07.
- Youngest player in NHL history to score 2 shorthanded goals in 1 game and to score on a penalty shot (Oct. 21, 2006 vs. Columbus). Became 1st player since 1982 to score each of his 1st 3 NHL goals shorthanded.



CAREER VS. NHL

	GP	G	A	PTS	PIM
ANA	5	1	3	4	0
BOS	19	4	8	12	12
BUF	18	5	6	11	4
CGY	3	0	1	1	2
CAR	18	2	5	7	12
CHI	4	2	2	4	2
COL	4	3	2	5	2
CBJ	5	2	0	2	0
DAL	4	3	2	5	6
DET	7	4	3	7	4
EDM	4	1	4	5	2
FLA	17	2	7	9	6
LAK	5	4	0	4	2
MIN	5	0	1	1	7
MTL	19	2	7	9	2
NSH	3	2	1	3	2
NJD	32	7	3	10	12
NYI	32	5	8	13	33
NYR	31	8	8	16	28
OTT	17	5	10	15	4
PHI	30	9	3	12	10
PHX	4	0	1	1	6
PIT	-	-	-	-	-
SJS	6	0	2	2	4
STL	3	1	1	2	0
TBL	18	4	6	10	6
TOR	18	6	4	10	10
VAN	3	0	1	1	0
WSH	19	6	1	7	17
WPG	16	7	3	10	2
Totals	369	95	103	198	197

CAREER HIGHS

Goals: 3 (2 times), 11/11/08 at DET
Assists: 3 (1 time), 4/2/11 at FLA
Points: 4 (1 time), 11/11/08 at DET (3G-1A)

SOG: 8 (1 time), 3/10/09 vs. FLA
PIM: 10 (1 time), 2/1/11 at NYR
Hat Tricks: 2, 11/11/08 at DET (3G)

Goal Streak: 5, 2/3/07-2/10/07 (7)
Assist Streak: 5, 4/4/09-4/11/09 (6)
Point Streak: 6, 4/1/09-4/11/09 (2G-6A)

- Youngest player in NHL history to record a hat trick (18 years, 153 days), which included game-winning OT goal Feb. 10, 2007 vs. Toronto.
- Was 3rd-youngest player to score 20 goals, behind only Ted Lindsay and Sidney Crosby.
- Recorded 2nd career hat trick Nov. 11, 2008 at Detroit, scoring all 3 goals in the 3rd period (game-tying goal scored with 22.8 seconds remaining in regulation) to force overtime and then assisting on the game-winning goal in the extra session.
- Career-high 6-game scoring streak from April 1 to 11, 2010 (2G-6A).
- Played career-high 29:04 minutes Feb. 23, 2011 vs. San Jose.
- Won gold medal with Team Canada at 2007 World Championships, chipping in 2 assists.
- Invited to Canada’s National Men’s Team orientation camp for 2010 Olympic Games.
- Played 2 seasons with Peterborough of the Ontario Hockey League from 2004-06, playing in OHL All-Star Game in 2005-06.
- Member of “hockey’s first family” with brothers Eric and Jared (Carolina) and Marc (NY Rangers) also members of NHL clubs.
- Signed through 2012-13 season.



CAREER STATISTICS

YEAR	TEAM	LEAGUE	REGULAR SEASON										PLAYOFFS				
			GP	G	A	PTS	PIM	+/-	PP	SH	GW	S	GP	G	A	PTS	PIM
2004-05	Peterborough	OHL	66	9	19	28	29	1	0	0	--	--	14	5	5	10	16
2005-06	Peterborough	OHL	68	28	40	68	69	16	11	2	--	--	19	10	6	16	16
2006-07	PITTSBURGH	NHL	81	29	13	42	24	16	4	7	4	131	5	3	0	3	2
	Canada	WC	9	0	2	2	0	4	0	0	0	7	--	--	--	--	--
2007-08	PITTSBURGH	NHL	82	12	16	28	55	-5	3	0	4	183	20	6	1	7	14
2008-09	PITTSBURGH	NHL	82	22	27	49	37	5	2	1	3	166	24	4	5	9	8
2009-10	PITTSBURGH	NHL	82	21	28	49	57	19	1	2	1	195	11	3	2	5	6
2010-11	PITTSBURGH	NHL	42	11	19	30	24	7	3	0	4	91	7	1	2	3	2
PIT/NHL TOTALS			369	95	103	198	197	42	13	10	16	766	67	17	10	27	32

STEVE SULLIVAN • 26

Position: LW

Shoots: Right

Ht: 5-8

Wt: 161

DOB: 7/6/74


Birthplace: Timmins, ON

Acquired: Signed as an unrestricted free agent on July 1, 2011.



Up-To-Date Player Stats: Steve Sullivan

- Speedy winger that is a scoring threat on the power play and penalty kill.
- Nickname - "Sully"
- 14-year NHL veteran has played nearly 900 career games with New Jersey, Toronto, Chicago and Nashville.
- Won the 2009 Bill Masterton Award, given "to the player who best exemplifies the qualities of perseverance, sportsmanship and dedication to hockey" for returning to the ice after missing the entire 2007-08 season and 142 straight games (153 including playoffs) due to a back injury. Became the 3rd player in post-World War II era to miss more than 600 days due to injury and return to action (Mario Lemieux, Penguins; Jim Peplinski, Calgary).
- Has totaled nearly 700 points in his career (682) and has posted a plus-104 rating.
- A 2-time 30-goal scorer (34 in 2000-01 with Chicago; 31 in 2005-06 with Nashville), and 8-time 20-goal scorer.
- Posted 60-plus points 7 times, with a career-high 75 points in 2000-01 with Chicago.
- Scored the fastest 3 goals (5:56) in Nashville history with his 6th career hat trick Dec. 14, 2006 vs. Ottawa.
- Originally drafted by New Jersey in the 9th round (233rd overall) of the 1994 NHL Entry Draft.
- Alternate captain for Team Canada at 2000 and '01 World Championships.
- Scored a goal in NHL debut Feb. 23, 1996 vs. Montreal while playing for New Jersey.
- Played 2-plus seasons with Albany of the American Hockey League from 1994-97, winning the Calder Cup championship in 1995.
- Appeared in 1995 and '96 AHL All-Star Games (First-Team All-Star in '96).
- Played 2 seasons with Sault Ste. Marie of the Ontario Hockey League from 1992-94. Won Memorial Cup championship in 1993.
- Fluent in English and French.
- Holds yearly golf tournament for KidSport, a charity in his hometown.
- Chose No. 26 because his cousin (Bob Sullivan) wore it with the NHL's Hartford Whalers in 1982-83.
- Married (Kristen); 3 sons (Aidyn, Garner, Drake); 1 daughter (Karlisle).
- Signed through 2011-12 season.



CAREER VS. NHL

	GP	G	A	PTS	PIM
ANA	41	17	17	34	24
BOS	22	7	13	20	4
BUF	17	3	4	7	16
CGY	41	10	20	30	16
CAR	19	5	10	15	14
CHI	40	9	22	31	14
COL	39	11	18	29	44
CBJ	46	16	27	43	32
DAL	38	10	9	19	38
DET	62	15	31	46	58
EDM	37	6	15	21	16
FLA	21	9	10	19	12
LAK	39	11	22	33	26
MIN	27	10	17	27	14
MTL	23	11	7	18	14
NSH	24	4	15	19	12
NJD	18	6	4	10	2
NYI	17	8	12	20	8
NYR	23	3	16	19	16
OTT	22	5	9	14	10
PHI	18	6	2	8	26
PHX	40	13	22	35	16
PIT	20	5	6	11	8
SJS	38	10	20	30	11
STL	60	21	28	49	30
TBL	19	4	9	13	14
TOR	16	6	8	14	6
VAN	37	15	15	30	22
WSH	16	6	5	11	8
WPG	10	4	3	7	12
Totals	890	266	416	682	543

CAREER HIGHS

Goals: 4 (1 time), 4/10/99 vs. FLA

Assists: 4 (1 time), 2/15/03 at CBJ

Points: 5 (2 times), 3/9/03 vs. BOS (3G-2A)

SOG: 11 (1 time), 11/14/09 vs. MTL

PIM: 22 (1 time), 4/10/02 at DET

Hat Tricks: 7, 12/14/09 vs. CBJ (3G)

Goal Streak: 5, 12/13/05-12/21/05 (5)

Assist Streak: 5, 3/26/09-4/3/09 (6)

Point Streak: 10, 1/13/07-2/3/07 (6G-8A)



CAREER STATISTICS

YEAR	TEAM	LEAGUE	REGULAR SEASON										PLAYOFFS				
			GP	G	A	PTS	PIM	+/-	PP	SH	GW	S	GP	G	A	PTS	PIM
1992-93	Sault Ste. Marie	OHL	62	36	27	63	44	--	--	--	--	--	16	3	8	11	18
	Sault Ste. Marie	M-Cup	4	1	0	1	4	--	--	--	--	--	--	--	--	--	--
1993-94	Sault Ste. Marie	OHL	63	51	62	113	82	--	--	--	--	--	14	9	16	25	22
1994-95	Albany	AHL	75	31	50	81	124	--	--	--	--	--	14	4	7	11	10
1995-96	New Jersey	NHL	16	5	4	9	8	3	2	0	1	23	--	--	--	--	--
	Albany	AHL	53	33	42	75	127	--	--	--	--	--	4	3	0	3	6
1996-97	New Jersey	NHL	33	8	14	22	14	9	2	0	2	63	--	--	--	--	--
	Albany	AHL	15	8	7	15	16	--	--	--	--	--	--	--	--	--	--
	Toronto	NHL	21	5	11	16	23	5	1	0	1	45	--	--	--	--	--
1997-98	Toronto	NHL	63	10	18	28	40	-8	1	0	1	112	--	--	--	--	--
1998-99	Toronto	NHL	63	20	20	40	28	12	4	0	5	110	13	3	3	6	14
1999-00	Toronto	NHL	7	0	1	1	4	-1	0	0	0	11	--	--	--	--	--
	Chicago	NHL	73	22	42	64	52	20	2	1	6	169	--	--	--	--	--
	Canada	WC	9	4	1	5	14	--	3	0	0	32	--	--	--	--	--
2000-01	Chicago	NHL	81	34	41	75	54	3	6	8	3	204	--	--	--	--	--
	Canada	WC	7	1	2	3	10	--	--	--	--	--	--	--	--	--	--
2001-02	Chicago	NHL	78	21	39	60	67	23	3	0	8	155	5	1	0	1	2
2002-03	Chicago	NHL	82	26	35	61	42	15	4	2	3	190	--	--	--	--	--
2003-04	Chicago	NHL	56	15	28	43	36	-7	4	2	4	140	--	--	--	--	--
	Nashville	NHL	24	9	21	30	12	8	7	0	0	78	6	1	1	2	6
2005-06	Nashville	NHL	69	31	37	68	50	2	13	4	5	192	5	0	2	2	0
2006-07	Nashville	NHL	57	22	38	60	20	16	6	3	4	122	--	--	--	--	--
2007-08	Did Not Play Due to Injury																
2008-09	Nashville	NHL	41	11	21	32	30	2	3	0	2	83	--	--	--	--	--
2009-10	Nashville	NHL	82	17	34	51	35	2	5	0	4	152	6	0	3	3	2
2010-11	Nashville	NHL	44	10	12	22	28	4	3	0	1	79	9	2	1	3	2
NHL TOTALS			890	266	416	682	543	108	66	20	50	1,928	44	7	10	17	26

ERIC TANGRADI • 25

Position: LW**Shoots:** Left**Ht:** 6-4**Wt:** 221**DOB:** 2/10/89**Birthplace:** Philadelphia, PA**Acquired:** From Anaheim with Chris Kunitz for Ryan Whitney on Feb. 26, 2009.

Up-To-Date Player Stats: Eric Tangradi

- Big, strong power forward plays physical and provides a net-front presence.
- Nickname - "Tango"
- Has appeared in 16 career NHL games, all with Pittsburgh.
- Split 2010-11 season between Pittsburgh and Wilkes-Barre/Scranton of the American Hockey League. Missed 16 regular-season games due to a concussion from Feb. 13-March 21.
- Appeared in 1st career NHL postseason game April 20, 2011 at Tampa Bay (Game 4).
- Recorded 1st NHL point (assist) Oct. 11, 2010 at New Jersey and 1st goal Oct. 15, 2010 vs. NY Islanders.
- Made NHL debut April 11, 2010 at NY Islanders (only game he played in 2009-10 season).
- Played 2 seasons with WBS from 2009-11.
- Led WBS with 8 power-play goals in 2009-10.
- Originally drafted by Anaheim in 2nd round (42nd overall) of the 2007 NHL Entry Draft.
- Played 3 seasons with Belleville of the Ontario Hockey League from 2006-09.
- Finished 8th in scoring in OHL with 88 points in 2008-09.
- Native of Philadelphia, home of the Penguins' cross-state and Atlantic Division rival Flyers.
- Signed through 2011-12 season.



CAREER VS. NHL

	GP	G	A	PTS	PIM
ANA	--	--	--	--	--
BOS	--	--	--	--	--
BUF	1	0	0	0	0
CGY	--	--	--	--	--
CAR	--	--	--	--	--
CHI	--	--	--	--	--
COL	--	--	--	--	--
CBJ	1	0	0	0	0
DAL	--	--	--	--	--
DET	--	--	--	--	--
EDM	--	--	--	--	--
FLA	--	--	--	--	--
LAK	--	--	--	--	--
MIN	--	--	--	--	--
MTL	1	0	0	0	0
NSH	1	0	0	0	0
NJD	1	0	1	1	0
NYI	4	1	0	1	0
NYR	--	--	--	--	--
OTT	1	0	0	0	0
PHI	2	0	0	0	4
PHX	--	--	--	--	--
PIT	--	--	--	--	--
SJS	--	--	--	--	--
STL	1	0	0	0	0
TBL	--	--	--	--	--
TOR	1	0	0	0	2
VAN	--	--	--	--	--
WSH	1	0	0	0	2
WPG	1	0	1	1	2
Totals	16	1	2	3	10

CAREER HIGHS

Goals: 1 (1 time), 10/15/10 vs. NYI**Assists:** 1 (2 times), 4/10/11 at ATL**Points:** 1 (3 times), 4/10/11 at ATL**SOG:** 4 (1 time), 10/9/10 at MTL**PIM:** 4 (1 time), 10/16/10 at PHI**Hat Tricks:** None**Goal Streak:** None**Assist Streak:** None**Point Streak:** None



CAREER STATISTICS

YEAR	TEAM	LEAGUE	REGULAR SEASON										PLAYOFFS				
			GP	G	A	PTS	PIM	+/-	PP	SH	GW	S	GP	G	A	PTS	PIM
2006-07	Belleville	OHL	65	5	15	20	32	--	--	--	--	--	15	8	9	17	14
2007-08	Belleville	OHL	56	24	36	60	41	--	--	--	--	--	21	7	11	18	20
2008-09	Belleville	OHL	55	38	50	88	61	--	--	--	--	--	16	8	13	21	12
2009-10	PITTSBURGH	NHL	1	0	0	0	0	0	0	0	0	3	--	--	--	--	--
	Wilkes-Barre	AHL	65	17	22	39	31	-1	8	0	--	136	4	1	1	2	6
2010-11	PITTSBURGH	NHL	15	1	2	3	10	-4	0	0	0	18	--	--	--	--	--
	Wilkes-Barre	AHL	42	18	15	33	88	9	4	0	--	138	1	0	0	0	0
PIT/NHL TOTALS			16	1	2	3	10	-4	0	0	0	21	1	0	0	0	0

JASON WILLIAMS • 19

Position: C

Shoots: Right

Ht: 5-11

Wt: 192

DOB: 8/11/80


Birthplace: London, ON

Acquired: Signed as an unrestricted free agent on July 26, 2011.



Up-To-Date Player Stats: Jason Williams

- Highly-skilled forward can play either a top-line or energy role and can work down low or up high on the power play.
- Nickname - "Willy"
- 9-plus year NHL veteran has played for Detroit (twice), Chicago, Columbus, Atlanta and Dallas.
- Member of Detroit's 2002 Stanley Cup championship squad, appearing in 9 postseason games that spring.
- Finished 2010-11 season with Dallas Stars after signing Feb. 12. Opened campaign with the Connecticut Whale of the American Hockey League.
- Best NHL season came in 2005-06 when he established career highs across the board in games played (80), goals (21), assists (37) and points (58).
- Originally signed with Detroit as an undrafted free agent Sept. 18, 2000.
- Represented Team Canada in 2006 World Championships.
- Played parts of 3 seasons in the American Hockey League with Cincinnati and Grand Rapids from 2000-03.
- Played 4 seasons with Peterborough of the Ontario Hockey League from 1996-2000.
- Signed through 2011-12 season.



CAREER VS. NHL

	GP	G	A	PTS	PIM
ANA	19	2	7	9	10
BOS	8	1	3	4	2
BUF	8	4	2	6	4
CGY	19	3	10	13	0
CAR	8	1	1	2	0
CHI	26	6	8	14	12
COL	17	3	4	7	2
CBJ	33	9	10	19	10
DAL	18	6	8	14	2
DET	16	4	7	11	16
EDM	18	4	5	9	8
FLA	7	1	1	2	2
LAK	22	5	6	11	12
MIN	20	2	6	8	8
MTL	3	1	0	1	2
NSH	34	8	9	17	8
NJD	7	1	1	2	0
NYI	8	1	3	4	9
NYR	6	0	0	0	0
OTT	8	0	2	2	2
PHI	7	0	1	1	2
PHX	16	3	3	6	4
PIT	12	1	4	5	0
SJS	26	9	2	11	16
STL	37	5	13	18	12
TBL	6	0	4	4	0
TOR	10	2	5	7	4
VAN	19	5	4	9	4
WSH	6	3	2	5	2
WPG	3	3	1	4	0
Totals	447	93	132	225	153

CAREER HIGHS

Goals: 3 (1 time), 10/22/05 at CBJ
Assists: 3 (2 times), 10/20/07 at TOR
Points: 4 (1 time), 10/20/07 at TOR (1G-3A)

PIM: 7 (1 time), 11/28/03 vs. NYI
SOG: 7 (3 times), 11/7/08 at BUF
Hat Tricks: 1, 10/22/05 at CBJ (3G)

Goal Streak: 3, 2/7/09-2/13/09 (3)
Assist Streak: 6 11/23/05-12/4/05 (7)
Point Streak: 7, 11/23/05-12/6/05 (3G-7A)



CAREER STATISTICS

YEAR	TEAM	LEAGUE	REGULAR SEASON										PLAYOFFS				
			GP	G	A	PTS	PIM	+/-	PP	SH	GW	S	GP	G	A	PTS	PIM
1995-96	Mt Brydges	OHA	36	31	28	59	18	--	--	--	--	--	--	--	--	--	--
1996-97	Peterborough	OHL	60	4	8	12	8	--	--	--	--	--	10	1	0	1	2
1997-98	Peterborough	OHL	55	8	27	35	31	--	--	--	--	--	4	0	1	1	2
1998-99	Peterborough	OHL	68	26	48	74	42	--	--	--	--	--	5	1	2	3	2
1999-00	Peterborough	OHL	66	36	37	75	64	--	--	--	--	--	5	2	1	3	2
2000-01	Detroit	NHL	5	0	3	3	2	1	0	0	0	7	2	0	0	0	0
	Cincinnati	AHL	76	24	45	69	48	1	10	2	4	227	1	0	0	0	2
2001-02	Detroit	NHL	25	8	2	10	4	2	4	0	0	32	9	0	0	0	2
	Cincinnati	AHL	52	23	27	50	27	-4	6	1	5	--	3	0	1	1	6
2002-03	Detroit	NHL	16	3	3	6	2	3	1	0	0	20	--	--	--	--	--
	Grand Rapids	AHL	45	23	22	45	18	5	9	1	5	183	15	1	7	8	16
2003-04	Detroit	NHL	49	6	7	13	15	1	0	0	0	44	3	0	0	0	2
2004-05	Assat Pori	FIN	43	26	17	43	52	--	--	--	--	--	2	1	1	2	4
2005-06	Detroit	NHL	80	21	37	58	26	4	6	0	4	177	6	1	1	2	6
	Canada	WC	9	2	5	7	2	--	--	--	--	--	--	--	--	--	--
2006-07	Detroit	NHL	58	11	15	26	24	7	3	0	2	111	--	--	--	--	--
	Chicago	NHL	20	4	2	6	20	-6	2	1	0	38	--	--	--	--	--
2007-08	Chicago	NHL	43	13	23	36	22	-2	6	0	4	101	--	--	--	--	--
2008-09	Atlanta	NHL	41	7	11	18	8	-9	4	0	2	79	--	--	--	--	--
	Columbus	NHL	39	12	17	29	16	5	3	0	2	74	4	0	1	1	2
2009-10	Detroit	NHL	44	6	9	15	8	-7	3	0	1	96	3	0	0	0	0
2010-11	Dallas	NHL	27	2	3	5	6	-2	0	0	1	18	--	--	--	--	--
	Hartford	AHL	17	4	5	9	10	-13	--	--	--	--	--	--	--	--	--
NHL TOTALS			447	93	132	225	153	-3	32	1	16	797	27	1	2	3	12

ROBERT BORTUZZO



Position: D
Shoots: Right
Ht: 6-3
Wt: 196
DOB: 3/18/89
Birthplace: Thunder Bay, ON
Acquired: Drafted by Penguins in third round (78th overall) of 2007 Entry Draft.



Up-To-Date Player Stats: Robert Bortuzzo

- (Pronounced Bore-TOO-zo)
- Big-sized defenseman is reliable in his own zone and makes a good 1st pass.
- Played past 2 seasons with Wilkes-Barre/Scranton of the American Hockey League.
- Helped WBS surrender the fewest goals (183) in the American Hockey League (AHL) in 2010-11.
- Boasted a plus-28 rating and 26 points (4G-22A) in 79 games in 2010-11.
- Played 3 years with Kitchener of the Ontario Hockey League from 2006-09, appearing in 138 regular-season games and 27 postseason contests.
- Signed through 2011-12 season.

CAREER STATISTICS


YEAR	TEAM	LEAGUE	REGULAR SEASON										PLAYOFFS				
			GP	G	A	PTS	PIM	+/-	PP	SH	GW	S	GP	G	A	PTS	PIM
2006-07	Kitchener	OHL	63	2	12	14	67	15	0	0	--	--	9	1	2	3	8
2007-08	Kitchener	OHL	52	3	15	18	61	23	1	0	--	--	18	0	8	8	14
2008-09	Kitchener	OHL	23	1	16	17	24	-6	--	--	--	--	--	--	--	--	--
2009-10	Wilkes-Barre	AHL	75	2	10	12	109	13	0	0	--	84	4	0	0	0	0
2010-11	Wilkes-Barre	AHL	79	4	22	26	111	28	3	0	--	118	12	0	1	1	6

RYAN CRAIG

Position: C**Shoots:** Left**Ht:** 6-1**Wt:** 215**DOB:** 1/6/82**Birthplace:** Abbotsford, BC**Acquired:** Signed as an unrestricted free agent July 2, 2010.

Up-To-Date Player Stats: Ryan Craig

- Hard-nosed, gritty performer capable of playing center or wing while adding offensive touch.
- Played 5-plus NHL seasons with Tampa Bay and Pittsburgh.
- Nickname – “Craiger”
- Completed 1st season with Pittsburgh organization in 2010-11, spending the majority of the season with Wilkes-Barre/Scranton of the American Hockey League where he served as team captain.
- Played 4-plus seasons in the AHL with Norfolk, Hershey and WBS.
- Originally drafted by Tampa Bay in the 8th round (255th overall) of the 2002 NHL Entry Draft.
- Played 5-plus seasons with Brandon of Western Hockey League from 1997-2003.
- Set WHL career highs with 42 goals and 74 points in 2002-03.
- Married (Jaydee); 1 son (Carson).
- Signed through 2011-12 season.



CAREER STATISTICS

YEAR	TEAM	LEAGUE	REGULAR SEASON										PLAYOFFS				
			GP	G	A	PTS	PIM	+/-	PP	SH	GW	S	GP	G	A	PTS	PIM
1997-98	Brandon	WHL	1	0	0	0	0	--	--	--	--	--	--	--	--	--	--
1998-99	Brandon	WHL	54	11	12	23	40	--	--	--	--	--	5	0	0	0	4
1999-00	Brandon	WHL	65	17	19	36	40	--	--	--	--	--	--	--	--	--	--
2000-01	Brandon	WHL	70	38	33	71	49	--	--	--	--	--	6	3	0	3	7
2001-02	Brandon	WHL	52	29	35	64	52	--	--	--	--	--	19	11	10	21	13
2002-03	Brandon	WHL	60	42	32	74	69	22	17	1	--	--	17	5	8	13	29
2003-04	Hershey	AHL	61	4	8	12	12	1	0	0	1	--	--	--	--	--	--
	Pensacola	ECHL	5	3	5	8	0	4	1	0	0	--	--	--	--	--	--
2004-05	Springfield	AHL	80	27	14	41	50	-21	12	0	5	--	--	--	--	--	--
2005-06	Tampa Bay	NHL	48	15	13	28	6	-4	6	0	0	81	5	0	0	0	10
	Springfield	AHL	28	12	10	22	14	-3	5	0	1	--	--	--	--	--	--
2006-07	Tampa Bay	NHL	72	14	13	27	55	-11	4	0	2	130	6	0	0	0	12
2007-08	Tampa Bay	NHL	7	1	1	2	0	-1	1	0	0	8	--	--	--	--	--
	Norfolk	AHL	2	1	2	3	2	-1	0	0	--	--	--	--	--	--	--
2008-09	Tampa Bay	NHL	54	2	4	6	60	-7	0	0	0	64	--	--	--	--	--
2009-10	Tampa Bay	NHL	3	0	0	0	5	0	0	0	0	5	--	--	--	--	--
	Norfolk	AHL	73	23	22	45	64	--	--	--	--	--	--	--	--	--	--
2010-11	PITTSBURGH	NHL	6	0	0	0	22	-3	0	0	0	7	--	--	--	--	--
	Wilkes-Barre	AHL	71	19	29	48	84	6	5	0	5	159	12	3	4	7	12
NHL TOTALS			184	32	31	63	126	-23	11	0	2	288	11	0	0	0	22

SIMON DESPRES



Position: D
Shoots: Left
Ht: 6-4
Wt: 219
DOB: 7/27/91
Birthplace: Laval, QC
Acquired: Drafted by Penguins in the first round (30th overall) of the 2009 Entry Draft.



Up-To-Date Player Stats: Simon Despres

- (Pronounced SIMON DUH-pray)
- Solid two-way defenseman with great size is playing 1st season of professional hockey in 2011-12 season.
- Played 4 seasons with Saint John of the Quebec Major Junior Hockey League from 2007-11.
- Defensive leader and alternate captain helped Sea Dogs win QMJHL championship and Memorial Cup in 2010-11. Scored shorthanded goal in Memorial Cup final.
- Won Emile “Butch” Bouchard Award as Best Defenseman in the QMJHL in 2010-11.
- Member of Team Canada’s silver-medal winning squad at World Junior Championships in 2011.
- Played in 260 career games in QMJHL, totaling 134 points (25G-109A) and 39 playoff points (6G-33A) in 58 postseason contests.
- In last 2 years, scored 88 points (22G-66A) and posted a plus-55 rating in 110 contests.
- Drafted by Saint John 1st overall in the 2007 QMJHL Draft.
- Junior teammate of fellow Penguins prospects Alex Grant and Nick Petersen. Defensive partner with Grant.
- Signed through the 2013-14 season.

CAREER STATISTICS

YEAR	TEAM	LEAGUE	GP	REGULAR SEASON									PLAYOFFS				
				G	A	PTS	PIM	+/-	PP	SH	GW	S	GP	G	A	PTS	PIM
2007-08	Saint John	QMJHL	64	1	13	14	30	--	--	--	--	--	14	0	4	4	18
2008-09	Saint John	QMJHL	66	2	30	32	74	--	--	--	--	--	4	0	4	4	2
2009-10	Saint John	QMJHL	63	9	38	47	87	26	4	1	4	153	21	2	17	19	18
2010-11	Saint John	QMJHL	47	13	28	41	54	29	4	1	--	141	19	4	8	12	16
	Saint John	M-Cup	--	--	--	--	--	--	--	--	--	--	3	1	0	1	8
	Canada	WJC	7	0	3	3	0	7	0	0	0	9	--	--	--	--	--

BRIAN GIBBONS

Acquired: Signed as free agent on April 4, 2011.



- Quick forward has a good shot and is a slick playmaker.
- Attended the Penguins prospect development camp in 2010 and '11, signing with Pittsburgh as a free agent April 4, 2011.
- Played 4 collegiate seasons with Boston College of Hockey East from 2007-11.
- Won 2 NCAA national titles in 2008 and '10 with the Eagles.
- Totaled 164 points (56G-108A) in 160 career games.
- Excelled in final 2 years, scoring 101 points (34G-67A) in 81 contests.
- Boston College teammate of fellow Penguins prospects Carl Snee and Philip Samuelsson.
- Signed through 2012-13 season.

A close-up portrait of a man with dark, wavy hair, a beard, and a mustache. He is wearing a black shirt and looking directly at the camera with a neutral expression. The background is a plain, light color.

CAREER STATISTICS

[illegible]

ALEX GRANT



Position: D
Shoots: Right
Ht: 6-2
Wt: 185
DOB: 1/20/89
Birthplace: Antigonish, NS
Acquired: Drafted by the Penguins in the fourth round (118th overall) of the 2007 Entry Draft.



Up-To-Date Player Stats: Alex Grant

- Smooth-skating blueliner is a capable power-play threat.
- Battled through injuries over last 2 seasons, split between Wilkes-Barre/Scranton of American Hockey League and Wheeling of the ECHL.
- Played 4 seasons in the Quebec Major Junior Hockey League with Saint John and Shawinigan from 2005-09.
- Posted 143 points (44G-99A) in 245 career QMJHL games.
- Halfway through 4th season with Saint John, was traded to Shawinigan where he finished his QMJHL career.
- Junior teammate of fellow Penguins prospects Simon Despres (Saint John) and Nick Petersen (Shawinigan). Defensive partner with Despres in Saint John.
- Signed through 2011-12 season.

CAREER STATISTICS

YEAR	TEAM	LEAGUE	GP	REGULAR SEASON									PLAYOFFS				
				G	A	PTS	PIM	+/-	PP	SH	GW	S	GP	G	A	PTS	PIM
2004-05	Antigonish	MJAHL	50	7	9	16	36	--	--	--	--	--	--	--	--	--	--
2005-06	Saint John	QMJHL	47	4	9	13	58	-33	2	0	0	82	--	--	--	--	--
2006-07	Saint John	QMJHL	68	12	20	32	108	-32	8	1	2	131	--	--	--	--	--
2007-08	Saint John	QMJHL	70	15	33	48	96	17	9	1	2	238	14	3	11	14	12
2008-09	Saint John	QMJHL	37	9	22	31	51	-7	5	0	3	137	--	--	--	--	--
	Shawinigan	QMJHL	23	4	15	19	11	10	1	0	1	76	21	4	5	9	18
2009-10	Wilkes-Barre	AHL	14	3	2	5	28	8	0	0	--	20	2	0	0	0	0
	Wheeling	ECHL	40	7	20	27	36	4	3	0	--	90	--	--	--	--	--
2010-11	Wilkes-Barre	AHL	4	0	0	0	2	0	0	0	0	5	--	--	--	--	--
	Wheeling	ECHL	14	3	2	5	6	-2	0	0	0	38	17	2	0	2	13

PATRICK KILLEEN



Position: G

Catches: Left

Ht: 6-4

Wt: 204

DOB: 4/15/90

Birthplace: Almonte, ON

Acquired: Drafted by the Penguins in the sixth round (180th overall) of the 2008 Entry Draft.



Up-To-Date Player Stats: Patrick Killeen

- Tall, spacious netminder.
- Completed 1st professional season with Wheeling of the ECHL and Wilkes-Barre/Scranton of the American Hockey League in 2010-11.
- Starting goaltender carried Nailers throughout 2010-11 season.
- Played 4 seasons with Brampton of the Ontario Hockey League from 2006-10.
- Recorded a 63-48-17 record, 2.74 goals-against average, .902 save percentage and 8 shutouts in 139 OHL games.
- Carried heavy workload in final year with Brampton, appearing in 63 contests.
- Signed through 2012-13 season.

CAREER STATISTICS

YEAR	TEAM	LEAGUE	REGULAR SEASON								PLAYOFFS					
			GP	W	L	T	MIN	GA	SO	GAA	GP	W-L	MIN	GA	SO	GAA
2006-07	Brampton	OHL	8	1	3	0	304	29	0	5.73	--	--	--	--	--	--
2007-08	Brampton	OHL	34	20	9	2	1959	90	1	2.76	--	--	--	--	--	--
2008-09	Brampton	OHL	34	19	11	2	1916	91	2	2.85	2	0-0	26	4	0	9.27
2009-10	Brampton	OHL	63	23	25	13	3693	149	5	2.42	11	4-7	664	38	0	3.44
2010-11	Wilkes-Barre	AHL	2	0	0	0	19	2	0	6.38	--	--	--	--	--	--
	Wheeling	ECHL	40	19	16	2	2233	107	3	2.87	5	1-2	247	11	--	2.68

COLIN MCDONALD

Position: RW

Shoots: Right

Ht: 6-3

Wt: 205


DOB: 9/30/84

Birthplace: Hartford, CT

Acquired: Signed as free agent on July 1, 2011.



Up-To-Date Player Stats: Colin McDonald

- Big-bodied forward is a net-front presence with good hands around the cage.
 - Played 2 career NHL games with Edmonton (both in 2009-10), spending majority of career in the American Hockey League.
 - Led the AHL with 42 goals, adding 16 assists for 58 points in 80 games, with Oklahoma City in 2010-11.
 - Played 4 AHL seasons with Oklahoma City (2010-11) and Springfield (2007-10).
 - Totaled 76 goals and 126 points in 306 career AHL contests.
 - Originally drafted by Edmonton in the 2nd round (51st overall) of the 2003 NHL Entry Draft.
 - Played 4 collegiate seasons at Providence from 2003-07.
 - Posted 43 goals and 77 points in 135 games with the Friars.
 - Father, Gerry McDonald, played 8 NHL games for Hartford between 1981-84.
 - Signed through 2011-12 season.
- 



CAREER STATISTICS

[illegible]

MATTIAS MODIG



Position: G
Catches: Left
Ht: 6-0
Wt: 163
DOB: 4/1/87
Birthplace: Lulea, Sweden
Acquired: From Anaheim for a 2010 sixth-round draft pick on May 28, 1010.



Up-To-Date Player Stats: Mattias Modig

- Athletic netminder is in his 2nd season of playing North American hockey.
- Played 2010-11 season with Wheeling of the ECHL, backing up goaltender Patrick Killeen.
- Played 4-plus seasons with hometown Lulea of the Swedish Elite League, appearing in 87 games.
- Set career highs with Lulea in 2009-10 in games played (40), minutes (2,268) goals-against average (2.25) and shutouts (4).
- Originally drafted by Anaheim in the 4th round (121st overall) in the 2007 NHL Entry Draft.
- Played for Lulea in the Junior and Under-18 level.
- Signed through 2011-12 season.

CAREER STATISTICS

YEAR	TEAM	LEAGUE	REGULAR SEASON								PLAYOFFS					
			GP	W	L	T	MIN	GA	SO	GAA	GP	W-L	MIN	GA	SO	GAA
2002-03	Lulea	Swiss-18	2	--	--	--	--	4	0	2.00	--	--	--	--	--	--
2003-04	Lulea	Swiss-18	14	--	--	--	--	30	2	2.11	7	--	--	14	0	1.87
	Lulea	Swiss Jr.	2	--	--	--	--	2	0	1.81	--	--	--	--	--	--
2004-05	Lulea	Swiss-18	2	--	--	--	--	4	0	2.00	--	--	--	--	--	--
	Lulea	Swiss Jr.	14	--	--	--	--	42	2	3.08	5	--	--	16	0	3.14
2005-06	Lulea	Swiss	2	--	--	--	--	3	0	2.74	--	--	--	--	--	--
	Lulea	Swiss Jr.	19	--	--	--	--	42	1	2.18	3	--	--	10	0	3.43
2006-07	Lulea	Swiss	32	--	--	--	1,636	69	1	2.53	1	--	--	1	--	3.00
	Lulea	Swiss Jr.	2	--	--	--	120	7	0	3.50	--	--	--	--	--	--
2007-08	Lulea	Swiss	13	--	--	--	--	41	1	3.53	--	--	--	--	--	--
	Lulea	Swiss Jr.	5	--	--	--	--	14	0	2.83	--	--	--	--	--	--
2008-09	Lulea	Swiss	40	--	--	--	2,268	85	4	2.25	4	--	--	13	0	3.28
2009-10	Lulea	Swiss	34	--	--	--	--	79	--	2.46	--	--	--	--	--	--
2010-11	Wheeling	ECHL	9	3	6	0	495	27	0	3.27	--	--	--	--	--	--

SCOTT MUNROE

Position: G

Catches: Right

Ht: 6-2

Wt: 210

DOB: 1/20/82

Birthplace: Moose Jaw, SK

Acquired: Signed as free agent on July 13, 2011.



Up-To-Date Player Stats: Scott Munroe

- Rangy netminder with plenty of professional experience.
- Spent 2010-11 season with Nizhnekamsk of the Kontinental Hockey League.
- Played 4-plus seasons with Philadelphia and Bridgeport of the American Hockey League.
- Appeared in 174 career AHL games, going 83-64-11 with a 2.60 goals-against average, .919 save percentage and 13 shutouts.
- Winning goaltender in the longest AHL game in league history. Stopped 65 shots as Philadelphia defeated Albany, 3-2, in fifth overtime of Game 5 of the East Division Semifinals April 24, 2008. The game lasted 142:58 minutes.
- Appeared in 1 NHL game for Philadelphia Flyers in 2008-09.
- Originally signed with Philadelphia as an undrafted free agent April 16, 2006.
- Played 4 collegiate seasons with Alabama-Huntsville of the Collegiate Hockey America from 2002-06.
- Named College Hockey America co-Player of the Year as a senior, and earned CHA Rookie of the Year honors as a freshman.
- During collegiate career, recorded 49-36-7 record, 2.76 goals-against average, .918 save percentage and 4 shutouts in 99 career games.
- Set Alabama-Huntsville single-season records for games played (31, twice), minutes played (1,813), shots against (1,084) and saves (993).
- Signed through 2011-12 season.



CAREER STATISTICS

YEAR	TEAM	LEAGUE	REGULAR SEASON								PLAYOFFS					
			GP	W	L	T	MIN	GA	SO	GAA	GP	W-L	MIN	GA	SO	GAA
2002-03	Alabama-Hunt	CHA	20	--	--	--	--	--	--	--	--	--	--	--	--	--
2003-04	Alabama-Hunt	CHA	17	5	9	1	891	47	0	3.16	--	--	--	--	--	--
2004-05	Alabama-Hunt	CHA	31	16	10	4	1805	69	3	2.29	--	--	--	--	--	--
2005-06	Alabama-Hunt	CHA	31	17	11	2	1813	91	0	3.01	--	--	--	--	--	--
	Philadelphia	AHL	2	0	2	0	119	7	0	3.54	--	--	--	--	--	--
2006-07	Philadelphia	AHL	40	15	19	2	2298	117	2	3.05	--	--	--	--	--	--
2007-08	Philadelphia	AHL	36	18	8	2	1779	68	4	2.29	12	5-7	784	29	0	2.22
2008-09	Philadelphia	AHL	56	31	19	4	3271	134	4	2.46	3	--	180	12	0	4.01
	Philadelphia	NHL	1	--	--	--	--	--	--	--	--	--	--	--	--	--
2009-10	Bridgeport	AHL	40	19	16	3	2310	97	3	2.52	3	--	--	--	--	--
2010-11	Nizhnekamsk	KHL	31	9	12	2	1366	69	1	3.03	1	--	--	--	--	--

NICK PETERSEN



Position: RW

Shoots: Right

Ht: 6-2

Wt: 186

DOB: 5/27/89

Birthplace: Wakefield, PQ

Acquired: Drafted by Penguins in the fourth round (121st overall) of the 2009 Entry Draft.



Up-To-Date Player Stats: Nick Petersen

- Young forward is a sniper with good offensive instincts.
- In first professional season, 2010-11, split time between Wilkes-Barre/Scranton of the American Hockey League and Wheeling of the ECHL.
- Played 3 seasons in the Quebec Major Junior Hockey League with Saint John (2009-10) and Shawinigan (2007-09).
- Had impressive year with Saint John, scoring 39 goals, 12 power-play goals and 79 points in 59 games during 2009-10 campaign. Followed that with 28 points (7G-21A) in 21 postseason contests to help Sea Dogs reach QMJHL Final Round.
- Averaged over 1-point-per-game (1.11) in junior career with 198 points (87G-111A) in 178 contests. Averaged 1.19 points per game in the postseason with 56 (22G-34A) in 47 games.
- Junior teammate of fellow Penguins prospects Simon Despres (Saint John) and Alex Grant (Shawinigan).
- Signed through 2012-13 season.

CAREER STATISTICS

YEAR	TEAM	LEAGUE	GP	G	A	REGULAR SEASON							PLAYOFFS				
						PTS	PIM	+/-	PP	SH	GW	S	GP	G	A	PTS	PIM
2007-08	Shawinigan	QMJHL	51	11	18	29	38	--	--	--	--	--	5	5	1	6	8
2008-09	Shawinigan	QMJHL	68	37	53	90	42	--	--	--	--	--	21	10	12	22	22
2009-10	Saint John	QMJHL	59	39	40	79	55	46	12	0	2	179	21	7	21	28	14
2010-11	Wilkes-Barre	AHL	23	5	9	14	4	7	2	0	0	44	11	2	0	2	6
	Wheeling	ECHL	40	24	33	57	30	17	10	0	1	148	--	--	--	--	--

PHILIP SAMUELSSON

Position: D

Shoots: Left

Ht: 6-3

Wt: 198

DOB: 7/26/91


Birthplace: Leksand, Sweden

Acquired: Drafted by Penguins in the second round (61st overall) of the 2009 Entry Draft.



Up-To-Date Player Stats: Philip Samuelsson

- Defensive-minded blueliner plays with a physical edge and excels on the penalty kill.
- Son of former two-time Stanley Cup-winning Penguin Ulf Samuelsson.
- Playing 1st season of professional hockey in 2011-12 season.
- Before turning pro, played last 2 years with Boston College of Hockey East from 2009-11.
- Member of Eagles' 2010 NCAA national championship-winning team in freshman year.
- Totaled 30 points (5G-15A) in 81 career collegiate games.
- Suited up for Chicago of the United States Hockey League (2008-09).
- Member of the United States Under-18 National Development Team in 2007-08.
- Boston College teammate of fellow Penguins prospects Carl Snee and Brian Gibbons.
- Signed through 2013-14 season.



CAREER STATISTICS

YEAR	TEAM	LEAGUE	GP	G	A	PTS	PIM	+/-	PP	SH	GW	S	PLAYOFFS				
													GP	G	A	PTS	PIM
2007-08	USA U-18	USDP	4	0	0	0	6	--	--	--	--	--	--	--	--	--	--
2008-09	Chicago	USHL	54	0	22	22	60	--	--	--	--	--	--	--	--	--	--
2009-10	Boston College	HE	42	1	13	14	36	15	0	0	0	35	--	--	--	--	--
2010-11	Boston College	HE	39	4	12	16	72	--	2	0	1	--	--	--	--	--	--

ZACH SILL

Position: C

Shoots: Left

Ht: 6-0

Wt: 200

DOB: 5/4/88


Birthplace: Truro, NS

Acquired: Signed as a free agent May 16, 2011.



Up-To-Date Player Stats: Zach Sill

- Hard-working, energetic forward supplies grit and two-way play while possessing the ability to match up against opposing teams' top forwards.
- Played last 2 seasons with Wilkes-Barre/Scranton of the American Hockey League and Wheeling of the ECHL.
- Appeared in all 80 regular-season games and 12 postseason contests with WBS in 2010-11.
- His hard work the past 2 seasons earned him his 1st NHL contract on May 16, 2011.
- In 134 games with WBS, has posted 16 goals, 41 points, 133 penalty minutes and plus-19 rating.
- Played 2 years with Moncton of the Quebec Major Junior Hockey League from 2007-09.
- Totaled 27 goals, 50 points and 173 penalty minutes in 124 contests.
- Signed through 2012-13 season.



CAREER STATISTICS

YEAR	TEAM	LEAGUE	GP	G	A	PTS	PIM	+/-	PP	SH	GW	S	PLAYOFFS				
													GP	G	A	PTS	PIM
2004-05	Truro	MJAHL	1	0	0	0	0	--	--	--	--	--	--	--	--	--	--
2005-06	Truro	MJAHL	48	12	8	20	68	--	--	--	--	--	--	--	--	--	--
2006-07	Maine	HE	6	1	1	2	2	--	--	--	--	--	--	--	--	--	--
	Truro	MJAHL	6	1	0	1	18	--	--	--	--	--	--	--	--	--	--
2007-08	Moncton	QMJHL	66	18	8	26	95	-15	--	--	--	--	--	--	--	--	--
2008-09	Moncton	QMJHL	58	9	15	24	78	10	--	--	--	--	10	4	1	5	10
2009-10	Wilkes-Barre	AHL	54	5	6	11	48	3	--	--	--	--	4	0	0	0	2
	Wheeling	ECHL	6	1	2	3	15	1	--	--	--	--	--	--	--	--	--
2010-11	Wilkes-Barre	AHL	80	11	19	30	85	16	0	1	--	105	12	1	2	3	6

CARL SNEEP

Position: D

Shoots: Right

Ht: 6-4

Wt: 210

DOB: 11/5/87


Birthplace: St. Louis Park, MN

Acquired: Drafted by Penguins in the second round (32nd overall) of the 2006 Entry Draft.



Up-To-Date Player Stats: Carl Sneep

- Tall defenseman possesses a good shot and maintains solid defensive positioning.
- Finished 1st season of professional hockey with Wilkes-Barre/Scranton of the American Hockey League.
- Played 4 collegiate seasons with Boston College of Hockey East.
- Won 2 NCAA national titles with Eagles in 2008 and '10. Appeared in 3 NCAA championship games in 4 years at BC ('07, '08, '10).
- Was a Hockey East All-Tournament Selection and All-Hockey East honorable mention after leading all BC blueliners with 28 points (11G-17A) in senior season ('09-10).
- Totaled 64 points (17G-47A) in 157 collegiate games.
- Boston College teammate of fellow Penguins prospects Philip Samuelsson and Brian Gibbons. Was defensive partner with Samuelsson.
- Signed through 2011-12 season.



CAREER STATISTICS

YEAR	TEAM	LEAGUE	GP	G	A	PTS	PIM	+/-	PP	SH	GW	S	PLAYOFFS				
													GP	G	A	PTS	PIM
2005-06	Brainerd	USHS	26	14	23	37	34	--	--	--	--	--	--	--	--	--	--
	Lincoln	USHL	13	1	3	4	9	3	0	0	0	12	9	0	1	1	6
2006-07	Boston College	HE	38	1	9	10	8	--	0	1	0	--	--	--	--	--	--
2007-08	Boston College	HE	44	3	12	15	15	15	2	0	0	--	--	--	--	--	--
2008-09	Boston College	HE	33	2	9	11	26	--	0	0	--	36	--	--	--	--	--
2009-10	Boston College	HE	42	11	17	28	26	9	6	2	1	86	--	--	--	--	--
2010-11	Wilkes-Barre	AHL	61	4	13	17	39	17	0	0	2	52	2	0	0	0	0

BRIAN STRAIT

Position: D

Shoots: Left

Ht: 6-1

Wt: 200

DOB: 1/4/88

Birthplace: Boston, MA

Acquired: Drafted by Penguins in the third round (65th overall) of the 2006 Entry Draft.



Up-To-Date Player Stats: Brian Strait

- Defensively-sound blueliner with a good stick who makes a good first pass out of the zone.
- Appeared in 3 games for Pittsburgh in 2010-11. Made NHL debut Feb. 21, 2011 vs. Washington.
- Has won a gold medal (Team USA, 2006 World Under-18 Championships) and NCAA national title (Boston University, 2009).
- Played 2 seasons with Wilkes-Barre/Scranton of the American Hockey League (2009-11).
- Posted 24 points (4G-20A) and plus-44 rating in 153 career games for WBS.
- Captain of Team USA gold-medal winning team in the 2006 Under-18 World Junior Championships. Also represented the United States at the '08 World Junior Championships.
- Participated in United States National Team Development Program with current WBS head coach John Hynes.
- Before turning pro, skated 3 years for Boston University from 2006-09. Capped collegiate career in junior campaign, helping the Terriers claim the NCAA national title.
- Named runner-up for Hockey East Best Defensive Defenseman in 2008.
- Signed through 2011-12 season.



CAREER STATISTICS

YEAR	TEAM	LEAGUE	GP	REGULAR SEASON									PLAYOFFS				
				G	A	PTS	PIM	+/-	PP	SH	GW	S	GP	G	A	PTS	PIM
2005-06	US U-18	USDP	40	2	7	9	31	--	--	--	--	--	--	--	--	--	--
2006-07	Boston Univ.	HE	36	3	3	6	47	--	1	0	0	--	--	--	--	--	--
2007-08	Boston Univ.	HE	37	0	10	10	20	--	0	0	0	--	--	--	--	--	--
	United States	WJC	6	0	0	0	6	1	0	0	0	6	--	--	--	--	--
2008-09	Boston Univ.	HE	38	2	5	7	67	10	1	0	0	32	--	--	--	--	--
2009-10	Wilkes-Barre	AHL	78	2	12	14	73	22	0	0	--	58	4	0	1	1	0
2010-11	PITTSBURGH	NHL	3	0	0	0	0	-1	0	0	0	0	--	--	--	--	--
	Wilkes-Barre	AHL	75	2	8	10	49	22	0	0	1	70	12	1	3	4	10
NHL/PIT TOTALS			3	0	0	0	0	-1	0	0	0	0	--	--	--	--	--

BRAD THIESSEN



Position: G
Catches: Left
Ht: 6-0
Wt: 180
DOB: 3/19/86
Birthplace: Aldergrove, BC
Acquired: Signed as free agent on April 8, 2009.



Up-To-Date Player Stats: Brad Thiessen

- Quick, athletic netminder is coming off a breakout season professionally.
- Backstopped Wilkes-Barre/Scranton to 58-21-0-1 record for 117 points and the franchise's 1st Macgregor Kilpatrick Trophy as American Hockey League regular-season champions in 2010-11.
- Won the 2010-11 Aldege "Baz" Bastien Memorial Award as AHL's top goaltender after leading the league (and setting franchise records) with 35 wins and 7 shutouts. Also posted a 1.94 goals-against average and .922 save percentage.
- Partnered with John Curry for the Harry "Hap" Holmes Memorial Award as the goaltending duo that allowed the fewest goals (183) in the AHL.
- Played 2 seasons for WBS from 2009-11.
- After signing with Penguins in April, 2009, joined team's traveling practice squad for its Stanley Cup championship run.
- Played 3 collegiate seasons with Northeastern of Hockey East from 2006-09, posting a 52-46-12 record in 111 career games.
- Played 2 years of junior hockey in the British Columbia Hockey League with Penticton (2003-04) and Prince George (2004-05).
- Northeastern teammate with fellow Penguins prospect Joe Vitale.
- Signed through 2011-12 season.

CAREER STATISTICS

YEAR	TEAM	LEAGUE	REGULAR SEASON								PLAYOFFS					
			GP	W	L	T	MIN	GA	SO	GAA	GP	W-L	MIN	GA	SO	GAA
2003-04	Penticton	BCHL	42	13	17	1	2130	122	2	3.44	--	--	--	--	--	--
2004-05	Prince George	BCHL	36	12	22	1	2053	117	1	3.42	--	--	--	--	--	--
2006-07	Northeastern	HE	33	11	17	5	1985	82	4	2.48	--	--	--	--	--	--
2007-08	Northeastern	HE	37	16	17	3	2180	96	2	2.64	--	--	--	--	--	--
2008-09	Northeastern	HE	41	25	12	4	2496	88	3	2.12	--	--	--	--	--	--
2009-10	Wilkes-Barre	AHL	30	14	14	1	1763	72	4	2.45	1	0-1	59	4	0	4.04
	Wheeling	ECHL	12	8	3	0	674	30	1	2.67	--	--	--	--	--	--
2010-11	Wilkes-Barre	AHL	46	35	8	1	2567	83	7	1.94	12	6-6	720	20	2	1.67

PAUL THOMPSON

Position: RW

Shoots: Right

Ht: 6-0

Wt: 210

DOB: 11/30/88


Birthplace: Derry, NH

Acquired: Signed as free agent on March 28, 2011.



Up-To-Date Player Stats: Paul Thompson

- Versatile forward is strong on the puck along the boards and has a good scoring touch around the net.
- Appeared in 6 games and 4 postseason games with Wilkes-Barre/Scranton of the American Hockey League after signing with the Penguins in March of 2011.
- Participated in the Penguins prospect development camp in 2010 and '11.
- Prior to joining WBS, played 4 seasons of college hockey with New Hampshire of Hockey East from 2007-11.
- Named Hockey East Player of the Year his senior season in 2010-11 after scoring a league-leading 52 points and ranking 2nd in goals with 28.
- In college career, recorded 57 goals and 112 points in 140 games.
- Signed through 2012-13 season.



CAREER STATISTICS

YEAR	TEAM	LEAGUE	GP	G	A	PTS	PIM	+/-	PP	SH	GW	S	PLAYOFFS				
													GP	G	A	PTS	PIM
2007-08	New Hampshire	HE	35	6	6	12	22	--	--	--	--	--	--	--	--	--	--
2008-09	New Hampshire	HE	27	4	5	9	22	--	--	--	--	--	--	--	--	--	--
2009-10	New Hampshire	HE	39	19	20	39	24	--	--	--	--	--	--	--	--	--	--
2010-11	New Hampshire	HE	39	28	24	52	30	--	--	--	--	--	--	--	--	--	--
	Wilkes-Barre	AHL	6	1	2	3	2	4	0	0	0	9	4	0	1	1	2

BORIS VALABIK

Position: D

Shoots: Left

Ht: 6-7

Wt: 255

DOB: 2/14/86


Birthplace: Nitra, Slovakia

Acquired: Signed as an unrestricted free agent on July 3, 2011.



Up-To-Date Player Stats: Boris Valabik

- Super-sized defenseman has appeared in 80 career NHL games over parts of 3 seasons with Atlanta, posting 200-plus penalty minutes.
- NHL firsts: game (March 19, 2008 vs. Carolina); point (assist, Dec. 10, 2008 vs. NY Rangers)
- Originally drafted by the Atlanta Thrashers in the 1st round (10th overall) of the 2004 NHL Entry Draft.
- Totaled 623 penalty minutes in 178 career American Hockey League games with Chicago and Providence.
- Played 3 years with Kitchener of the Ontario Hockey League from 2003-06, recording 30 points (4G-26A) and 725 penalty minutes in 163 games with Kitchener.
- Finished 2nd in voting for best defensive defenseman and hardest shot in 2005-06 OHL Western Conference Coaches Poll. Named to CHL All-Rookie Team (2003-04).
- Played 1 junior season with Nitra in Slovakia (2002-03).
- Signed through 2011-12 season.



CAREER STATISTICS

YEAR	TEAM	LEAGUE	GP	G	A	PTS	PIM	+/-	PP	SH	GW	S	PLAYOFFS				
													GP	G	A	PTS	PIM
2002-03	Nitra	Slov - Jr.	46	2	12	14	145	--	--	--	--	--	--	--	--	--	--
2003-04	Kitchener	OHL	68	3	13	16	278	--	--	--	--	--	5	0	0	0	8
2004-05	Kitchener	OHL	43	0	4	4	231	--	--	--	--	--	15	0	0	0	56
2005-06	Kitchener	OHL	52	1	9	10	216	--	--	--	--	--	5	0	2	2	14
2006-07	Chicago	AHL	50	2	7	9	184	--	--	--	--	--	8	0	1	1	37
2007-08	Atlanta	NHL	7	0	0	0	42	-2	0	0	0	5	--	--	--	--	--
	Chicago	AHL	58	1	7	8	229	--	--	--	--	--	24	3	1	4	71
2008-09	Atlanta	NHL	50	0	5	5	132	-14	0	0	0	16	--	--	--	--	--
	Chicago	AHL	11	1	2	3	21	--	--	--	--	--	--	--	--	--	--
2009-10	Atlanta	NHL	23	0	2	2	36	2	0	0	0	22	--	--	--	--	--
2010-11	Chicago	AHL	49	0	9	9	165	-5	--	--	--	--	--	--	--	--	--
	Providence	AHL	10	0	2	2	24	-1	--	--	--	--	--	--	--	--	--
NHL TOTALS			80	0	7	7	210	-14	0	0	0	43	--	--	--	--	--

KEVEN VEILLEUX

Position: RW

Shoots: Right

Ht: 6-5

Wt: 218

DOB: 6/27/89


Birthplace: Saint-Renee, QC

Acquired: Drafted by Penguins in the second round (51st overall) of the 2007 Entry Draft.



Up-To-Date Player Stats: Keven Veilleux

- Possesses unique blend of size and skill.
- Played last 2 seasons (2009-11) with Wilkes-Barre/Scranton of the American Hockey League.
- Totaled 39 points (14G-25A) in 75 career games with WBS, adding 2 goals and 4 points in 11 postseason contests.
- Missed majority of 2009-10 season with a shoulder injury.
- Played 4 seasons in the Quebec Major Junior Hockey League with Victoriaville and Rimouski from 2005-09.
- Recorded 59 goals, 187 points and 17 power-play goals in 193 career QMJHL contest.
- Signed through 2011-12 season.



CAREER STATISTICS

YEAR	TEAM	LEAGUE	GP	G	A	PTS	PIM	+/-	PP	SH	GW	S	PLAYOFFS				
													GP	G	A	PTS	PIM
2005-06	Victoriaville	QMJHL	33	2	13	15	4	-8	2	0	1	32	5	0	1	1	2
2006-07	Victoriaville	QMJHL	70	25	35	55	53	-6	12	0	2	176	6	1	5	6	4
2007-08	Victoriaville	QMJHL	42	10	32	42	54	-14	1	2	0	138	--	--	--	--	--
	Rimouski	QMJHL	19	7	15	22	22	5	2	0	0	41	9	3	4	7	2
2008-09	Rimouski	QMJHL	29	15	33	48	47	9	--	--	--	--	13	7	12	19	31
2009-10	Wilkes-Barre	AHL	9	2	1	3	12	-1	1	0	--	14	--	--	--	--	--
2010-11	Wilkes-Barre	AHL	66	12	24	36	122	17	3	0	2	91	11	2	2	4	12

JOE VITALE

Position: C

Shoots: Right

Ht: 5-11

Wt: 205

DOB: 8/20/85


Birthplace: St. Louis, MO

Acquired: Drafted by Penguins in the seventh round (195th overall) of the 2005 Entry Draft.



Up-To-Date Player Stats: Joe Vitale

- Defensively reliable forward appeared in 9 NHL games for Pittsburgh in 2010-11.
- NHL firsts: game (Feb. 10, 2011 vs. Los Angeles); goal (Feb. 16, 2011 at Colorado); point (assist, Feb. 11, 2011 at NY Islanders).
- Played last 2-plus seasons with Wilkes-Barre/Scranton of the American Hockey League.
- Recorded 66 points (17G-49A) in 139 career contests for WBS, adding 8 points (3G-5A) in 15 playoff games.
- Played 4 seasons of college hockey with Northeastern of Hockey East from 2005-09.
- Named All-Hockey East Second Team and Northeastern's Most Valuable Player in junior campaign (2007-08).
- In 143 career games with the Huskies, posted 34 goals, 60 assists and 94 points.
- Northeastern teammate of fellow Penguins prospect Brad Thiessen.
- Signed through 2012-13 season.




CAREER STATISTICS

YEAR	TEAM	LEAGUE	GP	G	A	PTS	PIM	+/-	PP	SH	GW	S	PLAYOFFS				
													GP	G	A	PTS	PIM
2004-05	Sioux Falls	USHL	53	11	20	31	62	--	--	--	--	--	--	--	--	--	--
2005-06	Northeastern	HE	31	8	8	16	71	--	2	1	1	--	--	--	--	--	--
2006-07	Northeastern	HE	35	7	9	16	54	--	1	2	3	74	--	--	--	--	--
2007-08	Northeastern	HE	37	12	23	35	75	--	2	0	1	--	--	--	--	--	--
2008-09	Northeastern	HE	40	7	20	27	68	7	1	2	2	93	--	--	--	--	--
	Wilkes-Barre	AHL	5	2	2	4	2	3	0	0	0	--	12	0	0	0	12
2009-10	Wilkes-Barre	AHL	74	6	26	32	70	3	0	0	--	135	4	0	2	2	0
2010-11	PITTSBURGH	NHL	9	1	1	2	13	-1	0	0	0	13	--	--	--	--	--
	Wilkes-Barre	AHL	60	9	21	30	64	13	0	2	3	123	11	3	3	6	18
NHL/PIT TOTALS			9	1	1	2	13	-1	0	0	0	13	--	--	--	--	--

IN THE SYSTEM

KENNY AGOSTINO




Pos: LW **Ht:** 5-11 **Wt:** 190 **DOB:** 4/30/92 **POB:** Morristown, NJ
Acquired: Drafted by Penguins in fifth round (140th overall) of 2010 Entry Draft.

CAREER STATISTICS

YEAR	TEAM	LEAGUE	GP	G	A	PTS	PIM	REGULAR SEASON					S	PLAYOFFS				
								+	-	PP	SH	GW		GP	G	A	PTS	PIM
2008-09	New Jersey	AYHL	29	30	43	73	26	--	--	--	--	--	--	--	--	--	--	--
2009-10	Delbarton	USHS	27	50	33	83	40	--	--	--	--	--	--	--	--	--	--	--
2010-11	Yale	ECAC	31	11	14	25	30	--	4	--	--	1	--	5	1	1	2	--

JOSH ARCHIBALD




Pos: RW **Ht:** 5-9 **Wt:** 161 **DOB:** 10/6/92 **POB:** Regina, SK
Acquired: Drafted by Penguins in sixth round (174th overall) of 2011 Entry Draft.

CAREER STATISTICS

YEAR	TEAM	LEAGUE	GP	G	A	PTS	PIM	REGULAR SEASON					S	PLAYOFFS				
								+	-	PP	SH	GW		GP	G	A	PTS	PIM
2010-11	Brainerd	USHS	25	27	46	73	40	--	--	--	--	--	--	--	--	--	--	--

BEAU BENNETT




Pos: RW **Ht:** 6-1 **Wt:** 173 **DOB:** 11/27/91 **POB:** Gardena, CA
Acquired: Drafted by Penguins in first round (20th overall) of 2010 Entry Draft.

CAREER STATISTICS

YEAR	TEAM	LEAGUE	GP	G	A	PTS	PIM	REGULAR SEASON					S	PLAYOFFS				
								+	-	PP	SH	GW		GP	G	A	PTS	PIM
2008-09	LA Jr. Kings	MWEHL	46	25	33	58	10	--	--	--	--	--	--	--	--	--	--	--
2009-10	Penticton	BCHL	56	41	79	120	20	--	--	--	--	--	--	--	--	--	--	--
2010-11	Denver	WCHA	36	9	16	25	18	-3	1	0	0	1	80	4	1	3	4	--

NICK D'AGOSTINO




Pos: D **Ht:** 6-1 **Wt:** 176 **DOB:** 6/24/90 **POB:** Mississauga, ON
Acquired: Drafted by Penguins in seventh round (210th overall) of 2008 Entry Draft.

CAREER STATISTICS

YEAR	TEAM	LEAGUE	GP	G	A	PTS	PIM	REGULAR SEASON					PLAYOFFS				
								+/–	PP	SH	GW	S	GP	G	A	PTS	PIM
2007-08	St. Michael's	OPJHL	46	5	18	23	22	--	--	--	--	--	12	0	3	3	3
2008-09	St. Michael's	OPJHL	43	9	24	33	34	--	3	0	3	--	6	2	3	5	8
2009-10	Cornell	Ivy	32	4	14	18	6	--	1	0	2	--	--	--	--	--	--
2010-11	Cornell	Ivy	32	7	10	17	20	--	0	0	2	--	5	--	--	--	--

PATRICK EHELECHNER




Pos: G **Ht:** 6-1 **Wt:** 184 **DOB:** 9/23/84 **POB:** Rosenheim, Germany
Acquired: From San Jose (with Nils Ekman) on July 20, 2006, for a 2007 second-round pick.

CAREER STATISTICS

YEAR	TEAM	LEAGUE	GP	W	L	T	MIN	GA	SO	GAA	PLAYOFFS						
											GP	W	L	MIN	GA	SO	GAA
2001-02	Landshut EV	GerObl	2	1	1	0	130	6	0	2.77	--	--	--	--	--	--	--
	Hannover	DEL	8	--	--	--	475	24	0	3.03	--	--	--	--	--	--	--
2002-03	Hannover	DEL	46	--	--	--	163	16	0	5.90	--	--	--	--	--	--	--
2003-04	Sudbury	OHL	56	22	26	6	3089	148	3	2.87	7	2	4	390	14	2	2.15
2004-05	Sudbury	OHL	51	23	21	4	2996	128	3	2.56	--	--	--	--	--	--	--
2005-06	Mannheim	DEL	1	0	1	0	59	5	0	5.02	--	--	--	--	--	--	--
	Duisburg	DEL	26	7	11	5	1243	75	2	3.62	--	--	--	--	--	--	--
2006-07	Duisburg	DEL	6	--	--	--	244	28	0	6.89	--	--	--	--	--	--	--
2007-08	Sinupret	DEL	15	10	2	0	820	34	0	2.71	--	--	--	--	--	--	--
2008-09	Sinupret	DEL	7	3	2	0	427	15	0	2.10	--	--	--	--	--	--	--
2009-10	Sinupret	DEL	49	24	16	0	2848	123	1	2.59	--	--	--	--	--	--	--
2010-11	Sinupret	DEL	46	21	24	0	2709	131	2	2.90	--	--	--	--	--	--	--

BEN HANOWSKI

Pos: RW **Ht:** 6-2 **Wt:** 198 **DOB:** 10/18/90 **POB:** Little Falls, MN
Acquired: Drafted by Penguins in third round (63rd overall) of 2009 Entry Draft.




CAREER STATISTICS

YEAR	TEAM	LEAGUE	GP	G	A	PTS	PIM	+/-	PP	SH	GW	S	PLAYOFFS				
													GP	G	A	PTS	PIM
2008-09	Little Falls	HS-MIN	25	57	53	110	16	--	--	--	--	--	--	--	--	--	--
2009-10	St. Cloud St	WCHA	43	9	10	19	19	-4	4	0	0	94	--	--	--	--	--
2010-11	St. Cloud St	WCHA	37	13	7	20	18	-11	6	0	1	--	2	--	--	--	--

SCOTT HARRINGTON

Pos: D **Ht:** 6-0 **Wt:** 200 **DOB:** 3/10/93 **POB:** Kingston, ON
Acquired: Drafted by Penguins in second round (54th overall) of 2011 Entry Draft.




CAREER STATISTICS

YEAR	TEAM	LEAGUE	GP	G	A	PTS	PIM	+/-	PP	SH	GW	S	PLAYOFFS				
													GP	G	A	PTS	PIM
2009-10	London	OHL	55	1	13	14	20	25	--	--	--	--	12	0	2	2	4
2010-11	London	OHL	67	6	16	22	51	-14	--	--	--	--	6	0	1	1	0

TOM KUHNHACKL

Pos: RW **Ht:** 6-2 **Wt:** 172 **DOB:** 1/21/92 **POB:** Landshut, Germany
Acquired: Drafted by Penguins in fourth round (110th overall) of 2010 Entry Draft.



CAREER STATISTICS

YEAR	TEAM	LEAGUE	GP	G	A	PTS	PIM	+/-	PP	SH	GW	S	PLAYOFFS				
													GP	G	A	PTS	PIM
2008-09	Landshut Cann	GER-2	42	11	10	21	34	--	--	--	--	--	6	1	0	1	6
2009-10	Augsburg	DEL	4	0	0	0	0	--	--	--	--	--	--	--	--	--	--
	Landshut Cann	GER-2	38	12	9	21	38	--	--	--	--	--	6	0	0	0	2
2010-11	Windsor	OHL	63	39	29	68	47	4	15	1	--	--	18	11	12	23	10
	Germany	WJC	6	1	0	1	16	-5	0	0	0	--	--	--	--	--	--

REID MCNEILL




Pos: D **Ht:** 6-3 **Wt:** 191 **DOB:** 4/29/92 **POB:** London, ON
Acquired: Drafted by Penguins in sixth round (170th overall) of 2010 Entry Draft.

CAREER STATISTICS

YEAR	TEAM	LEAGUE	GP	G	A	PTS	PIM	REGULAR SEASON					S	PLAYOFFS				
								+/-	PP	SH	GW			GP	G	A	PTS	PIM
2009-10	London	OHL	53	2	3	5	32	--	--	--	--	--		12	0	1	1	0
2010-11	London	OHL	62	2	4	6	70	-1	0	0	--	--		2	0	0	0	2

JOSEPH MORROW



Pos: D **Ht:** 6-0 **Wt:** 199 **DOB:** 12/9/92 **POB:** Edmonton, AB
Acquired: Drafted by Penguins in first round (23rd overall) of 2011 Entry Draft.

CAREER STATISTICS

YEAR	TEAM	LEAGUE	GP	G	A	PTS	PIM	REGULAR SEASON					S	PLAYOFFS				
								+/-	PP	SH	GW			GP	G	A	PTS	PIM
2008-09	Portland	WHL	41	0	7	7	26	-7	--	--	--	--		--	--	--	--	--
2009-10	Portland	WHL	63	7	24	31	59	17	--	--	--	--		13	0	2	2	6
2010-11	Portland	WHL	60	9	40	49	67	23	--	--	--	--		21	6	14	20	27

ALEXANDER PECHURSKIY




Pos: G **Ht:** 6-0 **Wt:** 187 **DOB:** 6/4/90 **POB:** Magnitogorsk, Russia
Acquired: Drafted by Penguins in fifth round (150th overall) of 2008 Entry Draft.

CAREER STATISTICS

YEAR	TEAM	LEAGUE	GP	W	L	T	MIN	GA	SO	GAA	PLAYOFFS					
											GP	W-L	MIN	GA	SO	GAA
2006-07	Russia	U-18 WC	3	2	1	0	--	--	--	3.90	--	--	--	--	--	--
2007-08	Russia	U-18 WC	5	4	1	0	--	--	--	3.06	--	--	--	--	--	--
2009-10	PITTSBURGH	NHL	1	0	0	0	36	1	0	1.67	--	--	--	--	--	--
	Tri-City	WHL	27	13	10	1	1403	61	4	2.61	7	1-2	305	15	0	2.95
	Magnitogorsk	KHL	1	0	0	0	30	3	0	6.00	--	--	--	--	--	--
2010-11	Mississippi	CHL	37	17	14	2	2029	103	1	3.04	--	--	--	--	--	--
PIT/NHL TOTALS			1	0	0	0	36	1	0	1.67	--	--	--	--	--	--

JOE ROGALSKI




Pos: D **Ht:** 6-1 **Wt:** 195 **DOB:** 11/29/91 **POB:** Buffalo, NY
Acquired: Drafted by Penguins in sixth round (152nd overall) of 2010 Entry Draft.

CAREER STATISTICS

YEAR	TEAM	LEAGUE	GP	G	A	PTS	PIM	+/-	PP	SH	GW	S	PLAYOFFS				
													GP	G	A	PTS	PIM
2007-08	Sarnia	OHL	53	0	5	5	33	--	--	--	--	--	9	0	0	0	2
2008-09	Sarnia	OHL	68	2	11	13	40	--	--	--	--	--	5	0	0	0	4
2009-10	Sarnia	OHL	66	6	23	29	75	--	--	--	--	--	--	--	--	--	--
2010-11	Sarnia	OHL	63	7	25	32	44	-14	2	0	--	--	--	--	--	--	--

BRYAN RUST



Pos: RW **Ht:** 6-0 **Wt:** 191 **DOB:** 5/11/92 **POB:** Pontiac, MI
Acquired: Drafted by Penguins in third round (80th overall) of 2010 Entry Draft.

CAREER STATISTICS

YEAR	TEAM	LEAGUE	GP	G	A	PTS	PIM	+/-	PP	SH	GW	S	PLAYOFFS				
													GP	G	A	PTS	PIM
2008-09	United States	U-17	58	9	11	20	22	--	--	--	--	--	--	--	--	--	--
2009-10	United States	U-18	27	10	13	23	6	--	--	--	--	--	--	--	--	--	--
2010-11	Notre Dame	CCHA	39	6	13	19	4	14	0	1	0	56	5	1	2	3	--

DOMINIK UHER




Pos: C **Ht:** 6-0 **Wt:** 195 **DOB:** 12/31/92 **POB:** Frydek-Mistek, Czech Rep.
Acquired: Drafted by Penguins in fifth round (144th overall) of 2011 Entry Draft.

CAREER STATISTICS

YEAR	TEAM	LEAGUE	GP	G	A	PTS	PIM	+/-	PP	SH	GW	S	PLAYOFFS				
													GP	G	A	PTS	PIM
2009-10	Spokane	WHL	53	4	12	16	45	7	--	--	--	--	6	0	0	0	2
2010-11	Spokane	WHL	65	21	39	60	60	19	--	--	--	--	17	2	9	11	18

ALEX VELISCHEK

Pos: D **Ht:** 6-0 **Wt:** 200 **DOB:** 12/17/90 **POB:** Quebec City, QC
Acquired: Drafted by Penguins in fifth round (123rd overall) of 2009 Entry Draft.



CAREER STATISTICS

YEAR	TEAM	LEAGUE	GP	G	A	PTS	PIM	REGULAR SEASON					PLAYOFFS				
								+/–	PP	SH	GW	S	GP	G	A	PTS	PIM
2007-08	Delbarton	HS-NJ	16	11	11	22	32	--	--	--	--	--	--	--	--	--	--
2008-09	Delbarton	HS-NJ	30	16	35	51	42	--	--	--	--	--	--	--	--	--	--
2009-10	Providence	HE	34	1	11	12	44	-8	1	0	1	52	--	--	--	--	--
2010-11	Sioux City	USHL	33	2	8	10	42	2	0	0	0	52	3	1	0	1	2

SCOTT WILSON

Pos: F **Ht:** 5-11 **Wt:** 166 **DOB:** 4/24/92 **POB:** Oakville, ON
Acquired: Drafted by Penguins in seventh round (209th overall) of 2011 Entry Draft.



CAREER STATISTICS

YEAR	TEAM	LEAGUE	GP	G	A	PTS	PIM	REGULAR SEASON					PLAYOFFS				
								+/–	PP	SH	GW	S	GP	G	A	PTS	PIM
2008-09	Georgetown	OJHL	6	0	1	1	2	--	--	--	--	--	--	--	--	--	--
2009-10	Georgetown	OJHL	56	24	43	67	28	0	--	--	--	--	--	--	--	--	--
2010-11	Georgetown	OJHL	42	20	41	61	59	--	--	--	--	--	4	1	2	3	8

OPPONENTS





ANAHEIM DUCKS

WEBSITE: anaheimducks.com

DUCKS VS. PENS

All-time scorer vs. Pittsburgh: Teemu Selanne (13gp, 7-16-23)

All-time Pittsburgh scorer vs. Anaheim: Jaromir Jagr (11gp, 11-11-22)

Longest Anaheim win streak vs. Pittsburgh:

3, Oct. 6, 2001-Dec. 15, 2002; Jan. 18, 1999-Jan. 29, 2000

Longest Pittsburgh win streak vs. Anaheim:

4, Oct. 6, 2007-Nov. 16, 2009; Dec. 7, 1996-Dec. 10, 1997

Longest Anaheim undefeated streak vs. Pittsburgh:

4, Dec. 1, 1998-Jan. 29, 2000 (3-0-1)

Longest Pittsburgh undefeated streak vs. Anaheim:

6, Mar. 6, 2004-Nov. 16, 2009 (5-0-1)

Last Anaheim win at home:

Nov. 5, 2010 (3-2) (0-0-0 since last win)

Last Pittsburgh win at home:

Nov. 16, 2009 (5-2) (0-0-0 since last win)

Last Anaheim win at Pittsburgh:

Oct. 6, 2001 (4-2) (0-4-0 since last win)

Last Pittsburgh win at Anaheim:

Nov. 3, 2009 (4-3) (0-1-0 since last win)

Most goals by Anaheim vs. Pittsburgh:

7, Jan. 29, 2000 (A, 7-1)

Most goals by Pittsburgh vs. Anaheim:

7, Dec. 11, 1996 (P, 7-3)

Most goals by both teams:

10, Dec. 11, 1996 (P, 7-3)

Last Anaheim shutout vs. Pittsburgh:

Dec. 15, 2002 (5-0), J.S. Giguere

Last Pittsburgh shutout vs. Anaheim:

Dec. 10, 1997 (3-0), Tom Barrasso

Last Anaheim hat trick vs. Pittsburgh:

None

Last Pittsburgh hat trick vs. Anaheim:

None

Last Pittsburgh trade with Anaheim:

May 28, 2010 – Mattias Modig to Pittsburgh in exchange for a 2010 sixth-round pick

Pittsburgh's Overtime/Shootout Record vs. Anaheim: 0-2-2

YEAR BY YEAR

YEAR	PIT	ROAD	TOTAL	GF/GA
1993-94	0-0-1	1-0-0	1-0-1	7-5
1994-95	Did Not Play			
1995-96	1-0-0	0-1-0	1-1-0	8-8
1996-97	1-0-0	1-0-0	2-0-0	12-6
1997-98	1-0-0	1-0-0	2-0-0	8-2
1998-99	0-0-1	0-1-0	0-1-1	7-9
1999-00	0-1-0	0-1-0	0-2-0	2-9
2000-01	1-0-0	0-0-0	1-0-0	3-2
2001-02	0-1-0	0-1-0	0-2-0	4-8
2002-03	0-0-0	0-1-0	0-1-0	0-5
2003-04	1-0-0	0-0-0	1-0-0	2-1
2004-05	No Season			
2005-06	Did Not Play			
2006-07	0-0-0	0-0-1	0-0-1	2-3
2007-08	1-0-0	0-0-0	1-0-0	5-4
2008-09	1-0-0	0-0-0	1-0-0	3-1
2009-10	1-0-0	1-0-0	2-0-0	9-5
2010-11	0-0-0	0-1-0	0-1-0	2-3
TOTALS	8-2-2	4-6-1	12-8-3	74-71

PITTSBURGH PENGUINS vs. ANAHEIM DUCKS

2010-2011 REGULAR SEASON

at PITTSBURGH PENGUINS

Date	Score	W Goal
	no games	

at ANAHEIM DUCKS

Date	Score	W Goal
05 Nov '10	PIT 2 @ ANA 3	Saku Koivu

Individual Scoring

PENGUINS									
Player	GP	G	A	P	+/-	PIM	PP	SH	
Sidney Crosby	1	2	0	2	0	0	1	0	
Kris Letang	1	0	2	2	1	0	0	0	
Pascal Dupuis	1	0	1	1	-1	0	0	0	
Alex Goligoski	1	0	1	1	-1	0	0	0	
Craig Adams	1	0	0	0	-1	0	0	0	
Arron Asham	1	0	0	0	0	0	0	0	
Mike Comrie	1	0	0	0	-1	0	0	0	
Matt Cooke	1	0	0	0	-1	0	0	0	
Deryk Engelland	1	0	0	0	-2	5	0	0	
Tyler Kennedy	1	0	0	0	-1	0	0	0	
Chris Kunitz	1	0	0	0	0	2	0	0	
Mark Letestu	1	0	0	0	0	0	0	0	
Evgeni Malkin	1	0	0	0	-1	0	0	0	
Paul Martin	1	0	0	0	1	0	0	0	
Zbynek Michalek	1	0	0	0	-2	2	0	0	
Brooks Orpik	1	0	0	0	-1	0	0	0	
Michael Rupp	1	0	0	0	0	0	0	0	
Maxime Talbot	1	0	0	0	0	0	0	0	

Power Play: 1-4 25.0% / Penalty Killing: 2-2 100.0%

DUCKS									
Player	GP	G	A	P	+/-	PIM	PP	SH	
Bobby Ryan	1	1	1	2	1	2	0	0	
Lubomir Visnovsky	1	0	2	2	1	0	0	0	
Ryan Getzlaf	1	1	0	1	0	0	0	0	
Saku Koivu	1	1	0	1	1	0	0	0	
Ryan Carter	1	0	1	1	1	0	0	0	
Corey Perry	1	0	1	1	1	0	0	0	
Teemu Selanne	1	0	1	1	1	4	0	0	
Jason Blake	1	0	0	0	1	0	0	0	
Nick Bonino	1	0	0	0	0	0	0	0	
Sheldon Brookbank	1	0	0	0	1	0	0	0	
Cam Fowler	1	0	0	0	1	0	0	0	
Josh Green	1	0	0	0	0	0	0	0	
Andreas Lilja	1	0	0	0	0	0	0	0	
Toni Lydman	1	0	0	0	1	0	0	0	
Paul Mara	1	0	0	0	0	0	0	0	
Todd Marchant	1	0	0	0	0	0	0	0	
Kyle Palmieri	1	0	0	0	0	0	0	0	
George Parros	1	0	0	0	0	5	0	0	

Power Play: 0-2 0.0% / Penalty Killing: 3-4 75.0%

Goaltending

PENGUINS									
Goalie	GP	Min	WLOT	GA	SA	SV	GAA	SV%	
Marc-Andre Fleury	1	59	0-1-0	3	19	16	3.08	.842	

DUCKS									
Goalie	GP	Min	WLOT	GA	SA	SV	GAA	SV%	
Jonas Hiller	1	60	1-0-0	2	32	30	2.00	.938	

Goals by Period

PENGUINS					
	1st	2nd	3rd	OT	Total
Goals	0	1	1	0	2

DUCKS					
	1st	2nd	3rd	OT	Total
Goals	0	3	0	0	3

Shots by Period

PENGUINS					
	1st	2nd	3rd	OT	Total
Shots	5	15	12	0	32

DUCKS					
	1st	2nd	3rd	OT	Total
Shots	7	8	4	0	19

* - Overtime ** - Shootout



BOSTON BRUINS

WEBSITE: bostonbruins.com

BRUINS VS. PENS

All-time scorer vs. Pittsburgh: Ray Bourque (72gp, 25-63-88)

All-time Pittsburgh scorer vs. Boston: Mario Lemieux (43gp, 31-42-73)

Longest Boston win streak vs. Pittsburgh:

7, Mar. 27, 1977-Oct. 12, 1978

Longest Pittsburgh win streak vs. Boston:

12, Feb. 8, 1993-Apr. 28, 1995

Longest Boston undefeated streak vs. Pittsburgh:

11, Mar. 2, 1969-Dec. 6, 1970 (9-0-2)

Longest Pittsburgh undefeated streak vs. Boston:

12, Feb. 8, 1993-Apr. 28, 1995 (12-0-0)

Last Boston win at home:

Nov. 10, 2009 (3-0) (0-2-1 since last win)

Last Pittsburgh win at home:

Mar. 7, 2010 (2-1) (0-2-0 since last win)

Last Boston win at Pittsburgh:

Jan. 10, 2011 (4-2) (0-0-0 since last win)

Last Pittsburgh win at Boston:

Mar. 5, 2011 (3-2 OT) (0-0-0 since last win)

Most goals by Boston vs. Pittsburgh:

8, Mar. 14, 1989 (B, 8-2)

Most goals by Pittsburgh vs. Boston:

9, Nov. 20, 1995 (P, 9-6)

Most goals by both teams:

15, Nov. 30, 1995 (P, 9-6)

Last Boston shutout vs. Pittsburgh:

Nov. 10, 2009 (3-0) – Tim Thomas

Last Pittsburgh shutout vs. Boston:

Mar. 18, 2010 (3-0) – Marc-Andre Fleury

Last Boston hat trick vs. Pittsburgh:

Feb. 1, 2004 – Glen Murray

Last Pittsburgh hat trick vs. Boston:

Apr. 18, 1998 – Martin Straka

Last Pittsburgh trade with Boston:

Dec. 19, 2006 – Future considerations from Boston for Wade Brookbank

Pittsburgh's Overtime/Shootout Record vs. Boston: 9-2-10

YEAR BY YEAR

YEAR	PIT	ROAD	TOTAL	GF/GA
1967-68	1-1-0	1-1-0	2-2-0	10-10
1968-69	1-2-0	0-3-0	1-5-0	13-25
1969-70	0-2-1	0-3-0	0-5-1	9-21
1970-71	1-1-1	0-3-0	1-4-1	18-28
1971-72	1-1-1	0-1-2	1-2-3	20-21
1972-73	1-2-0	0-2-0	1-4-0	14-21
1973-74	0-2-0	0-3-0	0-5-0	16-30
1974-75	1-0-2	0-2-0	1-2-2	20-21
1975-76	0-0-2	0-3-0	0-3-2	14-24
1976-77	1-1-1	0-2-0	1-3-1	10-17
1977-78	0-2-0	0-3-0	0-5-0	11-33
1978-79	1-0-1	1-1-0	2-1-1	14-16
1979-80	0-2-0	2-0-0	2-2-0	14-16
1980-81	0-2-0	0-1-1	0-3-1	13-22
1981-82	1-1-0	0-0-1	1-1-1	10-10
1982-83	1-0-0	0-2-0	1-2-0	10-14
1983-84	0-2-0	0-1-0	0-3-0	7-18
1984-85	0-1-0	1-1-0	1-2-0	12-16
1985-86	1-1-0	0-1-0	1-2-0	8-11
1986-87	1-0-0	0-2-0	1-2-0	9-11
1987-88	0-1-1	0-1-0	0-2-1	7-11
1988-89	0-1-0	1-0-1	1-1-1	10-13
1989-90	1-1-0	0-1-0	1-2-0	13-15
1990-91	1-0-0	0-1-1	1-1-1	12-11
1991-92	0-0-1	1-1-0	1-1-1	14-15
1992-93	2-0-0	*2-1-0	4-1-0	18-14
1993-94	#3-0-0	3-0-0	6-0-0	33-17
1994-95	2-0-0	1-1-0	3-1-0	15-12
1995-96	2-0-0	1-2-0	3-2-0	29-27
1996-97	2-1-0	0-2-0	2-3-0	17-18
1997-98	2-0-1	1-2-0	3-2-1	20-20
1998-99	1-0-1	0-2-0	1-2-1	8-8
1999-00	1-0-1	0-2-0	1-2-1	9-10
2000-01	0-1-1	0-2-0	0-3-1	7-13
2001-02	0-2-0	1-1-0	1-3-0	9-15
2002-03	0-2-0	2-0-0	2-2-0	10-10
2003-04	1-1-0	0-2-0	1-3-0	8-15
2004-05	No Season			
2005-06	0-1-1	0-2-0	0-3-1	13-22
2006-07	1-0-1	1-0-1	2-0-2	16-9
2007-08	1-1-0	1-1-0	2-2-0	10-13
2008-09	1-1-0	1-1-0	2-2-0	11-14
2009-10	2-0-0	1-1-0	3-1-0	11-9
2010-11	0-2-0	2-0-0	2-2-0	12-15
TOTALS	35-38-17	24-61-7	59-99-24	564-711

* = one game played in Atlanta

= one game played in Cleveland

PITTSBURGH PENGUINS vs. BOSTON BRUINS

2010-2011 REGULAR SEASON

at PITTSBURGH PENGUINS

Date	Score	W Goal
10 Jan '11	BOS 4 @ PIT 2	Mark Recchi
10 Nov '10	BOS 7 @ PIT 4	Shawn Thornton

at BOSTON BRUINS

Date	Score	W Goal
05 Mar '11 *	PIT 3 @ BOS 2	Dustin Jeffrey
15 Jan '11	PIT 3 @ BOS 2	Jordan Staal

Individual Scoring

PENGUINS										BRUINS									
Player	GP	G	A	P	+/-	PIM	PP	SH		Player	GP	G	A	P	+/-	PIM	PP	SH	
Matt Cooke	4	0	4	4	2	4	0	0		Gregory Campbell	4	1	4	5	1	12	0	0	
Evgeni Malkin	3	0	4	4	-1	0	0	0		Dennis Seidenberg	4	1	4	5	4	0	0	0	
Jordan Staal	3	2	1	3	0	2	0	0		Mark Recchi	4	2	2	4	2	6	2	0	
Kris Letang	4	1	2	3	-1	4	1	0		Patrice Bergeron	3	0	4	4	2	2	0	0	
Sidney Crosby	1	1	2	3	-1	0	1	0		Zdeno Chara	4	3	0	3	1	0	1	0	
Chris Kunitz	3	2	0	2	0	0	0	0		Michael Ryder	4	1	2	3	-2	2	0	0	
Dustin Jeffrey	2	2	0	2	2	2	0	0		Nathan Horton	3	1	2	3	1	5	0	0	
Tyler Kennedy	4	0	2	2	1	0	0	0		Milan Lucic	3	1	2	3	2	2	0	0	
Zbynek Michalek	4	0	2	2	0	0	0	0		Brad Marchand	4	2	0	2	0	0	0	0	
Pascal Dupuis	4	1	0	1	-2	6	0	0		Shawn Thornton	4	1	1	2	0	10	0	0	
Michael Rupp	4	1	0	1	0	5	0	0		David Krejci	3	1	1	2	1	0	0	0	
Brooks Orpik	3	1	0	1	1	4	0	0		Blake Wheeler	3	1	1	2	3	0	0	0	
Arron Asham	2	1	0	1	-3	7	0	0		Tyler Seguin	4	0	1	1	-1	0	0	0	
Paul Martin	4	0	1	1	1	0	0	0		Adam McQuaid	3	0	1	1	1	5	0	0	
Maxime Talbot	4	0	1	1	2	5	0	0		Marc Savard	2	0	1	1	0	4	0	0	
Deryk Engelland	3	0	1	1	0	0	0	0		Jordan Caron	1	0	1	1	1	2	0	0	
Alex Goligoski	3	0	1	1	-2	2	0	0		Matt Hunwick	1	0	1	1	3	0	0	0	
Craig Adams	4	0	0	0	-2	10	0	0		Daniel Paille	4	0	0	0	0	0	0	0	
Mark Letestu	4	0	0	0	-6	0	0	0		Matt Bartkowski	3	0	0	0	-1	2	0	0	
Chris Conner	3	0	0	0	1	0	0	0		Johnny Boychuk	3	0	0	0	-1	0	0	0	
Ben Lovejoy	2	0	0	0	-3	2	0	0		Andrew Ference	2	0	0	0	-1	0	0	0	
Eric Godard	1	0	0	0	0	5	0	0		Steven Kampfer	2	0	0	0	-1	0	0	0	
Alex Kovalev	1	0	0	0	-1	0	0	0		Tomas Kaberle	1	0	0	0	0	0	0	0	
James Neal	1	0	0	0	-1	0	0	0		Chris Kelly	1	0	0	0	-2	0	0	0	
Matt Niskanen	1	0	0	0	0	0	0	0		Rich Peverley	1	0	0	0	0	0	0	0	
Power Play: 2-11 18.2% / Penalty Killing: 10-13 76.9%										Power Play: 3-13 23.1% / Penalty Killing: 9-11 81.8%									

Goaltending

PENGUINS										BRUINS									
Goalie	GP	Min	WLOT	GA	SA	SV	GAA	SV%		Goalie	GP	Min	WLOT	GA	SA	SV	GAA	SV%	
Marc-Andre Fleury	3	182	2-1-0	7	108	101	2.31	.935		Tim Thomas	2	121	1-0-1	7	85	78	3.47	.918	
Brent Johnson	1	59	0-1-0	6	32	26	6.09	.812		Tuukka Rask	2	119	1-1-0	5	61	56	2.53	.918	

Goals by Period

PENGUINS						BRUINS					
	1st	2nd	3rd	OT	Total		1st	2nd	3rd	OT	Total
Goals	3	7	1	1	12	Goals	2	3	10	0	15

Shots by Period

PENGUINS						BRUINS					
	1st	2nd	3rd	OT	Total		1st	2nd	3rd	OT	Total
Shots	58	53	32	3	146	Shots	41	44	57	0	142

* - Overtime ** - Shootout



BUFFALO SABRES

WEBSITE: buffalosabres.com

SABRES VS. PENS

All-time scorer vs. Pittsburgh: Gilbert Perreault (69gp, 39-51-90)

All-time Pittsburgh scorer vs. Buffalo: Jaromir Jagr (47gp, 31-39-70)

Longest Buffalo win streak vs. Pittsburgh:

5, Oct. 24, 1979-Oct. 18, 1980

Longest Pittsburgh win streak vs. Buffalo:

6, Feb. 1, 2010-Mar. 8, 2011

Longest Buffalo undefeated streak vs. Pittsburgh:

9, Oct. 10, 1970-Dec. 31, 1971 (3-0-6)

Longest Pittsburgh undefeated streak vs. Buffalo:

14, Oct. 27, 1976-Feb. 17, 1979 (6-0-8)

Last Buffalo win at home:

Dec. 29, 2009 (4-3) (0-2-0 since last win)

Last Pittsburgh win at home:

March 8, 2011 (3-1) (0-0-0 since last win)

Last Buffalo win at Pittsburgh:

Dec. 8, 2008 (4-3) (0-4-0 since last win)

Last Pittsburgh win at Buffalo:

Dec. 11, 2010 (5-2) (0-0-0 since last win)

Most goals by Buffalo vs. Pittsburgh:

10, Mar. 4, 1983 (B, 10-2); Dec. 7, 1980 (B, 10-1)

Most goals by Pittsburgh vs. Buffalo:

8, Oct. 13, 1987 (P, 8-3)

Most goals by both teams:

13, Oct. 12, 1988 (B, 8-5); Mar. 10, 1976 (B, 7-6)

Last Buffalo shutout vs. Pittsburgh:

Jan. 21, 2003 (0-0) – Martin Biron

Last Pittsburgh shutout vs. Buffalo:

Nov. 24, 2010 (1-0) – Marc-Andre Fleury

Last Buffalo hat trick vs. Pittsburgh:

Oct. 12, 1988 – Dave Andreychuk

Last Pittsburgh hat trick vs. Buffalo:

Feb. 1, 2010 – Sidney Crosby

Last Pittsburgh trade with Buffalo:

Mar. 11, 1999 – Matthew Barnaby to Pittsburgh for Stu Barnes

Pittsburgh's Overtime/Shootout Record vs. Buffalo: 8-6-14

YEAR BY YEAR

YEAR	PIT	ROAD	TOTAL	GF/GA
1970-71	0-2-1	0-0-3	0-2-4	19-22
1971-72	0-1-2	1-1-1	1-2-3	14-14
1972-73	0-0-2	0-3-0	0-3-2	9-14
1973-74	3-0-0	0-2-0	3-2-0	17-15
1974-75	0-0-2	0-3-0	0-3-2	18-30
1975-76	1-2-0	0-2-0	1-4-0	13-27
1976-77	3-0-0	1-0-1	4-0-1	20-12
1977-78	0-0-2	0-0-3	0-0-5	17-17
1978-79	1-0-1	1-0-1	2-0-2	19-15
1979-80	0-2-0	0-2-0	0-4-0	8-30
1980-81	0-2-0	0-1-1	0-3-1	5-21
1981-82	1-1-0	0-1-0	1-2-0	12-15
1982-83	1-0-0	0-1-1	1-1-1	12-18
1983-84	0-2-0	0-1-0	0-3-0	9-16
1984-85	0-0-1	0-2-0	0-2-1	5-12
1985-86	1-0-1	1-0-0	2-0-1	11-6
1986-87	1-0-0	1-0-1	2-0-1	15-10
1987-88	2-0-0	0-0-1	2-0-1	16-9
1988-89	1-0-0	0-2-0	1-2-0	13-16
1989-90	0-2-0	0-1-0	0-3-0	6-14
1990-91	1-0-0	1-0-1	2-0-1	14-10
1991-92	1-1-0	1-0-0	2-1-0	14-11
1992-93	2-0-0	1-1-0	3-1-0	18-16
1993-94	*3-0-0	2-1-0	5-1-0	21-13
1994-95	1-0-1	1-1-0	2-1-1	15-13
1995-96	2-1-0	1-1-1	3-2-1	23-22
1996-97	3-0-0	0-3-0	3-3-0	14-14
1997-98	2-0-1	0-1-1	2-1-2	11-9
1998-99	1-0-1	0-2-0	1-2-1	10-11
1999-00	1-0-1	2-0-0	3-0-1	10-5
2000-01	1-1-0	2-0-0	3-1-0	17-11
2001-02	1-0-1	1-1-0	2-1-1	10-9
2002-03	2-0-0	1-0-1	3-0-1	14-5
2003-04	1-0-1	1-1-0	2-1-1	7-9
2004-05	No Season			
2005-06	0-1-1	0-1-1	0-2-2	10-14
2006-07	1-0-1	1-1-0	2-1-1	11-14
2007-08	2-0-0	2-0-0	4-0-0	14-5
2008-09	1-1-0	1-1-0	2-2-0	15-13
2009-10	2-0-0	1-1-0	3-1-0	13-11
2010-11	2-0-0	2-0-0	4-0-0	12-5
TOTALS	45-19-20	26-38-18	71-57-38	531-553

*Includes one game played in Sacramento

PITTSBURGH PENGUINS vs. BUFFALO SABRES

2010-2011 REGULAR SEASON

at PITTSBURGH PENGUINS

Date	Score	W Goal
08 Mar '11	BUF 1 @ PIT 3	Zbynek Michalek
04 Feb '11	BUF 2 @ PIT 3	Matt Cooke

at BUFFALO SABRES

Date	Score	W Goal
11 Dec '10	PIT 5 @ BUF 2	Alex Goligoski
24 Nov '10	PIT 1 @ BUF 0	Pascal Dupuis

Individual Scoring

PENGUINS										SABRES									
Player	GP	G	A	P	+/-	PIM	PP	SH		Player	GP	G	A	P	+/-	PIM	PP	SH	
Dustin Jeffrey	3	2	1	3	2	0	0	0		Rob Niedermayer	2	1	2	3	1	0	0	0	
Pascal Dupuis	4	1	2	3	0	2	0	0		Paul Gaustad	4	1	1	2	1	10	0	0	
Zbynek Michalek	4	1	2	3	1	0	0	0		Tyler Myers	4	0	2	2	-5	2	0	0	
Matt Cooke	4	2	0	2	2	17	0	0		Tyler Ennis	4	1	0	1	0	4	1	0	
Alex Goligoski	3	1	1	2	3	0	0	0		Jason Pominville	4	1	0	1	-5	5	0	0	
Mark Letestu	3	1	1	2	1	0	0	0		Michael Grier	3	1	0	1	2	0	0	0	
James Neal	1	1	1	2	3	0	0	0		Andrej Sekera	4	0	1	1	-3	2	0	0	
Craig Adams	4	0	2	2	3	2	0	0		Thomas Vanek	3	0	1	1	-3	4	0	0	
Sidney Crosby	2	0	2	2	3	2	0	0		Derek Roy	2	0	1	1	-3	0	0	0	
Jordan Staal	2	0	2	2	2	0	0	0		Nathan Gerbe	4	0	0	0	-3	2	0	0	
Tyler Kennedy	4	1	0	1	1	0	0	0		Jordan Leopold	4	0	0	0	-5	4	0	0	
Michael Rupp	4	1	0	1	2	0	0	0		Cody McCormick	4	0	0	0	-1	2	0	0	
Arron Asham	1	1	0	1	1	0	0	0		Steve Montador	4	0	0	0	-4	6	0	0	
Maxime Talbot	4	0	1	1	2	6	0	0		Mike Weber	4	0	0	0	0	6	0	0	
Chris Conner	3	0	1	1	1	0	0	0		Luke Adam	3	0	0	0	-4	2	0	0	
Deryk Engelland	3	0	1	1	0	2	0	0		Jochen Hecht	3	0	0	0	-2	2	0	0	
Ben Lovejoy	2	0	1	1	2	4	0	0		Chris Butler	2	0	0	0	1	2	0	0	
Chris Kunitz	4	0	0	0	0	6	0	0		Tim Connolly	2	0	0	0	-1	0	0	0	
Kris Letang	4	0	0	0	4	4	0	0		Patrick Kaleta	2	0	0	0	-1	0	0	0	
Paul Martin	4	0	0	0	3	0	0	0		Mark Mancari	2	0	0	0	-2	2	0	0	
Brooks Orpik	3	0	0	0	3	4	0	0		Shaone Morrisonn	2	0	0	0	0	2	0	0	
Evgeni Malkin	2	0	0	0	-2	2	0	0		Drew Stafford	2	0	0	0	-1	0	0	0	
Mike Comrie	1	0	0	0	0	0	0	0		Brad Boyes	1	0	0	0	-2	0	0	0	
Alex Kovalev	1	0	0	0	3	0	0	0		Paul Byron	1	0	0	0	-1	0	0	0	
Matt Niskanen	1	0	0	0	0	0	0	0		Mark Parrish	1	0	0	0	0	0	0	0	
Eric Tangradi	1	0	0	0	0	0	0	0		Colin Stuart	1	0	0	0	0	2	0	0	

Power Play: 0-20 0.0% / Penalty Killing: 11-12 91.7%

Power Play: 1-12 8.3% / Penalty Killing: 20-20 100.0%

Goaltending

PENGUINS										SABRES									
Goalie	GP	Min	WLOT	GA	SA	SV	GAA	SV%		Goalie	GP	Min	WLOT	GA	SA	SV	GAA	SV%	
Marc-Andre Fleury	4	239	4-0-0	5	125	120	1.25	.960		Jhonas Enroth	1	59	0-1-0	1	29	28	1.02	.966	
										Ryan Miller	3	177	0-3-0	10	93	83	3.40	.892	

Goals by Period

PENGUINS						SABRES					
	1st	2nd	3rd	OT	Total		1st	2nd	3rd	OT	Total
Goals	3	5	4	0	12	Goals	4	0	1	0	5

Shots by Period

PENGUINS						SABRES					
	1st	2nd	3rd	OT	Total		1st	2nd	3rd	OT	Total
Shots	49	37	37	0	123	Shots	47	36	42	0	125

* - Overtime ** - Shootout



CALGARY FLAMES

Franchise played as Atlanta Flames from 1972-73 to 1979-80

WEBSITE: calgaryflames.com

FLAMES VS. PENS

All-time scorer vs. Pittsburgh: Al MacInnis (27gp, 6-23-29)

All-time Pittsburgh scorer vs. Calgary: Mario Lemieux (25gp, 20-42-62)

Longest Calgary win streak vs. Pittsburgh:

5, Nov. 4, 1977-Nov. 3, 1978

Longest Pittsburgh win streak vs. Calgary:

4, Dec. 6, 2007-Nov. 27, 2010; Mar. 3, 1992-Jan. 23, 1993; Dec. 16, 1972-Oct. 12, 1973

Longest Calgary undefeated streak vs. Pittsburgh:

10, Feb. 7, 1981-Feb. 16, 1984 (6-0-4)

Longest Pittsburgh undefeated streak vs. Calgary:

8, Dec. 16, 1972-Mar. 31, 1974 (6-0-2)

Last Calgary win at home:

Dec. 7, 2003 (6-1) (0-2-0 since last win)

Last Pittsburgh win at home:

Nov. 27, 2010 (4-1) (0-0-0 since last win)

Last Calgary win at Pittsburgh:

Dec. 3, 2005 (3-2) (0-2-0 since last win)

Last Pittsburgh win at Calgary:

Jan. 13, 2010 (3-1) (0-0-0 since last win)

Most goals by Calgary vs. Pittsburgh:

10, Mar. 9, 1989 (C, 10-3); Feb. 16, 1984 (C, 10-3)

Most goals by Pittsburgh vs. Calgary:

7, Dec. 19, 1989 (P, 7-1)

Most goals by both teams:

13, Mar. 9, 1989 (C, 10-3); Feb. 16, 1984 (C, 10-3)

Last Calgary shutout vs. Pittsburgh:

Jan. 16, 1982 (4-0) – Pat Riffin

Last Pittsburgh shutout vs. Calgary:

Mar. 25, 2009 (2-0) – Marc-Andre Fleury

Last Calgary hat trick vs. Pittsburgh:

Dec. 7, 2003 – Shean Donovan

Last Pittsburgh hat trick vs. Calgary:

Nov. 27, 2010 – Sidney Crosby

Last Pittsburgh trade with Calgary:

Mar. 11, 2003 – Mathias Johansson and Micki DuPont to Pittsburgh for Shean Donovan

Pittsburgh's Overtime/Shootout Record vs. Calgary: 1-0-7

YEAR BY YEAR

YEAR	PIT	ROAD	TOTAL	GF/GA
1972-73	3-0-0	1-1-0	4-1-0	23-15
1973-74	1-0-2	2-1-0	3-1-2	19-18
1974-75	1-0-1	0-1-1	1-1-2	12-14
1975-76	1-0-1	1-1-0	2-1-1	13-10
1976-77	0-1-1	0-2-0	0-3-1	12-18
1977-78	1-1-0	0-2-0	1-3-0	8-13
1978-79	0-2-0	0-1-1	0-3-1	7-16
1979-80	1-0-1	1-1-0	2-1-1	11-11
1980-81	1-1-0	0-1-1	1-2-1	13-19
1981-82	0-0-1	0-1-1	0-1-2	7-11
1982-83	0-2-0	0-1-0	0-3-0	6-14
1983-84	0-0-1	0-1-1	0-1-2	10-17
1984-85	2-0-0	0-0-1	2-0-1	18-13
1985-86	1-0-0	0-2-0	1-2-0	9-14
1986-87	0-2-0	1-0-0	1-2-0	10-11
1987-88	1-0-0	1-0-1	2-0-1	14-10
1988-89	1-1-0	0-1-0	1-2-0	11-15
1989-90	0-0-1	0-2-0	0-2-1	9-13
1990-91	2-0-0	0-1-0	2-1-0	13-12
1991-92	1-0-0	1-1-0	2-1-0	16-12
1992-93	1-0-0	1-0-0	2-0-0	7-5
1993-94	0-0-1	0-1-0	0-1-1	5-7
1994-95	Did Not Play			
1995-96	1-0-0	0-1-0	1-1-0	10-8
1996-97	1-0-0	0-1-0	1-1-0	9-9
1997-98	1-0-0	0-1-0	1-1-0	7-7
1998-99	1-0-0	1-0-0	2-0-0	10-3
1999-00	0-0-0	0-1-0	0-1-0	2-8
2000-01	1-0-0	0-0-1	1-0-1	7-4
2001-02	0-0-0	1-0-0	1-0-0	6-4
2002-03	1-0-0	0-0-0	1-0-0	2-0
2003-04	0-0-0	0-1-0	0-1-0	1-6
2004-05	No Season			
2005-06	0-1-0	0-0-0	0-1-0	2-3
2006-07	Did Not Play			
2007-08	0-0-0	1-0-0	1-0-0	3-2
2008-09	1-0-0	0-0-0	1-0-0	2-0
2009-10	0-0-0	1-0-0	1-0-0	3-1
2010-11	1-0-0	0-0-0	1-0-0	4-1
TOTALS	26-11-10	13-27-8	39-38-18	321-344

PITTSBURGH PENGUINS vs. CALGARY FLAMES

2010-2011 REGULAR SEASON

at PITTSBURGH PENGUINS

Date	Score	W Goal
27 Nov '10	CGY 1 @ PIT 4	Sidney Crosby

at CALGARY FLAMES

Date	Score	W Goal
	no games	

Individual Scoring

PENGUINS										FLAMES									
Player	GP	G	A	P	+/-	PIM	PP	SH		Player	GP	G	A	P	+/-	PIM	PP	SH	
Sidney Crosby	1	3	0	3	2	0	1	1		Rene Bourque	1	1	0	1	-1	0	0	0	
Kris Letang	1	0	3	3	1	2	0	0		Jay Bouwmeester	1	0	1	1	-1	0	0	0	
Brooks Orpik	1	0	2	2	2	0	0	0		Alex Tanguay	1	0	1	1	0	0	0	0	
Arron Asham	1	1	0	1	1	0	0	0		Anton Babchuk	1	0	0	0	0	2	0	0	
Chris Kunitz	1	0	1	1	1	0	0	0		Mikael Backlund	1	0	0	0	1	0	0	0	
Paul Martin	1	0	1	1	0	0	0	0		Mark Giordano	1	0	0	0	-2	0	0	0	
Craig Adams	1	0	0	0	2	0	0	0		Curtis Glencross	1	0	0	0	-1	0	0	0	
Chris Conner	1	0	0	0	-1	0	0	0		Niklas Hagman	1	0	0	0	-2	0	0	0	
Matt Cooke	1	0	0	0	0	0	0	0		Jarome Iginla	1	0	0	0	-1	2	0	0	
Pascal Dupuis	1	0	0	0	0	2	0	0		Tim Jackman	1	0	0	0	0	5	0	0	
Deryk Engelland	1	0	0	0	0	9	0	0		Olli Jokinen	1	0	0	0	-1	0	0	0	
Alex Goligoski	1	0	0	0	0	0	0	0		Tom Kostopoulos	1	0	0	0	-1	0	0	0	
Tyler Kennedy	1	0	0	0	-1	0	0	0		Brendan Mikkelsen	1	0	0	0	0	0	0	0	
Mark Letestu	1	0	0	0	-1	0	0	0		Brendan Morrison	1	0	0	0	0	0	0	0	
Evgeni Malkin	1	0	0	0	1	0	0	0		David Moss	1	0	0	0	-1	0	0	0	
Zbynek Michalek	1	0	0	0	1	2	0	0		Robyn Regehr	1	0	0	0	-1	0	0	0	
Michael Rupp	1	0	0	0	1	0	0	0		Steve Staios	1	0	0	0	0	0	0	0	
Maxime Talbot	1	0	0	0	0	0	0	0		Matt Stajan	1	0	0	0	0	2	0	0	

Power Play: 1-3 33.3% / Penalty Killing: 4-4 100.0%

Power Play: 0-4 0.0% / Penalty Killing: 2-3 66.7%

Goaltending

PENGUINS										FLAMES									
Goalie	GP	Min	WLOT	GA	SA	SV	GAA	SV%		Goalie	GP	Min	WLOT	GA	SA	SV	GAA	SV%	
Brent Johnson	1	60	1-0-0	1	31	30	1.00	.968		Miikka Kiprusoff	1	59	0-1-0	3	42	39	3.07	.929	

Goals by Period

PENGUINS						FLAMES					
	1st	2nd	3rd	OT	Total		1st	2nd	3rd	OT	Total
Goals	0	2	2	0	4	Goals	0	0	1	0	1

Shots by Period

PENGUINS						FLAMES					
	1st	2nd	3rd	OT	Total		1st	2nd	3rd	OT	Total
Shots	24	12	7	0	43	Shots	6	11	14	0	31

* - Overtime ** - Shootout



CAROLINA HURRICANES

Franchise played as Hartford Whalers from 1979-80 to 1996-97

WEBSITE: carolinahurricanes.com

HURRICANES VS. PENS

All-time scorer vs. Pittsburgh: Ron Francis (50gp, 21-41-62)

All-time Pittsburgh scorer vs. Carolina: Mario Lemieux (40gp, 30-44-74)

Longest Carolina win streak vs. Pittsburgh:

4, Feb. 26, 1989-Mar. 25, 1990; Oct. 28, 1986-Jan. 9, 1988

Longest Pittsburgh win streak vs. Carolina:

6, Oct. 3, 1997-Apr. 16, 1998

Longest Carolina undefeated streak vs. Pittsburgh:

7, Feb. 26, 1989-Dec. 8, 1990 (6-0-1)

Longest Pittsburgh undefeated streak vs. Carolina:

12, Nov. 22, 1996-Jan. 7, 1999 (9-0-3)

Last Carolina win at home:

Feb. 25, 2011 (4-1) (0-0-0 since last win)

Last Pittsburgh win at home:

Jan. 22, 2011 (3-2) (0-0-0 since last win)

Last Carolina win at Pittsburgh:

Mar. 20, 2010 (3-2 OT) (0-1-1 since last win)

Last Pittsburgh win at Carolina:

Oct. 30, 2010 (3-0) (0-1-0 since last win)

Most goals by Carolina vs. Pittsburgh:

9, Mar. 30, 1989 (H, 9-5); Nov. 22, 1984 (H, 9-3); Dec. 26, 1980 (H, 9-7)

Most goals by Pittsburgh vs. Carolina:

10, Apr. 3, 1993 (P, 10-2)

Most goals by both teams:

16, Dec. 26, 1980 (H, 9-7)

Last Carolina shutout vs. Pittsburgh:

Mar. 6, 2003 (4-0) – Kevin Weekes

Last Pittsburgh shutout vs. Carolina:

Oct. 30, 2010 (3-0) – Brent Johnson

Last Carolina hat trick vs. Pittsburgh:

Nov. 29, 2003 – Radim Vrbata

Last Pittsburgh hat trick vs. Carolina:

Feb. 16, 1995 – Luc Robitaille (4)

Last Pittsburgh trade with Carolina:

Mar. 9, 2006 – Krys Kolanos, Niklas Nordgren and a second-round pick in the 2007 NHL Entry Draft to Pittsburgh for Mark Recchi

Pittsburgh's Overtime/Shootout Record vs. Carolina: 7-5-10

YEAR BY YEAR

YEAR	PIT	ROAD	TOTAL	GF/GA
1979-80	1-0-1	0-2-0	1-2-1	15-21
1980-81	1-1-0	1-1-0	2-2-0	20-20
1981-82	1-0-1	1-0-0	2-0-1	18-11
1982-83	1-0-0	2-0-0	3-0-0	14-7
1983-84	1-1-0	1-0-0	2-1-0	11-10
1984-85	1-0-0	0-2-0	1-2-0	10-13
1985-86	1-1-0	0-1-0	1-2-0	12-10
1986-87	0-1-0	0-2-0	0-3-0	12-18
1987-88	2-0-0	0-1-0	2-1-0	13-11
1988-89	0-1-0	1-1-0	1-2-0	15-20
1989-90	0-1-1	0-1-0	0-2-1	9-15
1990-91	0-1-0	1-1-0	1-2-0	10-11
1991-92	0-2-0	0-0-1	0-2-1	11-16
1992-93	1-0-0	2-0-0	3-0-0	21-8
1993-94	2-0-0	2-1-0	4-1-0	23-22
1994-95	1-1-0	1-1-0	2-2-0	15-16
1995-96	3-0-0	0-2-1	3-2-1	28-18
1996-97	0-0-2	2-1-0	2-1-2	22-17
1997-98	3-0-0	3-0-0	6-0-0	22-10
1998-99	1-1-0	1-0-1	2-1-1	13-12
1999-00	1-1-0	1-1-0	2-2-0	14-13
2000-01	0-2-0	1-1-0	1-3-0	12-15
2001-02	0-2-0	0-0-2	0-2-2	6-15
2002-03	1-1-0	1-1-0	2-2-0	7-9
2003-04	1-0-1	0-2-0	1-2-1	9-10
2004-05	No Season			
2005-06	0-2-0	1-0-1	1-2-1	14-17
2006-07	1-1-0	0-2-0	1-3-0	8-14
2007-08	2-0-0	0-2-0	2-2-0	10-12
2008-09	1-1-0	1-0-1	2-1-1	12-8
2009-10	0-1-1	1-0-1	1-1-2	10-12
2010-11	2-0-0	1-1-0	3-1-0	11-10
TOTALS	29-22-7	25-27-8	54-49-15	427-421

PITTSBURGH PENGUINS vs. CAROLINA HURRICANES

2010-2011 REGULAR SEASON

at PITTSBURGH PENGUINS

Date	Score	W Goal
22 Jan '11	CAR 2 @ PIT 3	Pascal Dupuis
19 Nov '10 **	CAR 4 @ PIT 5	Kris Letang

at CAROLINA HURRICANES

Date	Score	W Goal
25 Feb '11	PIT 1 @ CAR 4	Joe Corvo
30 Oct '10	PIT 3 @ CAR 0	Pascal Dupuis

Individual Scoring

PENGUINS

Player	GP	G	A	P	+/-	PIM	PP	SH
Sidney Crosby	2	1	5	6	2	0	0	0
Pascal Dupuis	4	4	0	4	1	2	0	1
Chris Kunitz	3	2	2	4	1	8	1	0
Evgeni Malkin	1	0	3	3	1	0	0	0
Kris Letang	4	0	2	2	0	0	0	0
Michael Rupp	4	0	2	2	-1	2	0	0
Zbynek Michalek	3	0	2	2	-4	2	0	0
Tyler Kennedy	4	1	0	1	-1	2	0	0
Maxime Talbot	4	1	0	1	-2	2	0	0
Mark Letestu	3	1	0	1	-1	2	1	0
Dustin Jeffrey	2	1	0	1	0	0	0	0
Arron Asham	3	0	1	1	-1	0	0	0
Alex Goligoski	3	0	1	1	2	2	0	0
Paul Martin	3	0	1	1	0	0	0	0
Brooks Orpik	3	0	1	1	1	12	0	0
Jordan Staal	2	0	1	1	2	0	0	0
Craig Adams	4	0	0	0	-3	0	0	0
Matt Cooke	4	0	0	0	-1	2	0	0
Chris Conner	3	0	0	0	0	4	0	0
Deryk Engelland	3	0	0	0	-1	6	0	0
Ben Lovejoy	3	0	0	0	3	2	0	0
Mike Comrie	1	0	0	0	0	0	0	0
Eric Godard	1	0	0	0	0	0	0	0
Alex Kovalev	1	0	0	0	0	4	0	0
James Neal	1	0	0	0	0	0	0	0
Matt Niskanen	1	0	0	0	0	0	0	0
Brian Strait	1	0	0	0	0	0	0	0
Joe Vitale	1	0	0	0	0	0	0	0

Power Play: 2-11 18.2% / Penalty Killing: 17-18 94.4%

HURRICANES

Player	GP	G	A	P	+/-	PIM	PP	SH
Jussi Jokinen	4	3	3	6	3	2	0	0
Eric Staal	4	1	2	3	0	12	0	0
Joni Pitkanen	4	0	3	3	0	2	0	0
Erik Cole	4	1	1	2	-2	2	0	0
Joe Corvo	4	1	1	2	-1	0	1	0
Patrick Dwyer	4	1	1	2	2	0	0	0
Brandon Sutter	4	1	1	2	7	0	0	0
Jamie McBain	4	0	2	2	-1	4	0	0
Derek Joslin	1	0	2	2	3	0	0	0
Jay Harrison	4	1	0	1	1	4	0	0
Sergei Samsonov	4	1	0	1	-2	2	0	0
Tuomo Ruutu	4	0	1	1	-4	6	0	0
Jiri Tlusty	3	0	1	1	3	0	0	0
Ian White	2	0	1	1	1	2	0	0
Tim Gleason	4	0	0	0	-1	0	0	0
Chad LaRose	4	0	0	0	-2	0	0	0
Jeff Skinner	4	0	0	0	-3	2	0	0
Troy Bodie	3	0	0	0	-1	0	0	0
Patrick O'Sullivan	2	0	0	0	0	0	0	0
Anton Babchuk	1	0	0	0	-2	0	0	0
Ryan Carter	1	0	0	0	0	0	0	0
Tom Kostopoulos	1	0	0	0	0	0	0	0
Jon Matsumoto	1	0	0	0	0	0	0	0
Cory Stillman	1	0	0	0	2	0	0	0

Power Play: 1-18 5.6% / Penalty Killing: 9-11 81.8%

Goaltending

PENGUINS

Goalie	GP	Min	WLOT	GA	SA	SV	GAA	SV%
Marc-Andre Fleury	3	156	2-1-0	9	71	62	3.46	.873
Brent Johnson	2	89	1-0-0	1	43	42	0.67	.977

HURRICANES

Goalie	GP	Min	WLOT	GA	SA	SV	GAA	SV%
Cam Ward	3	179	1-2-0	7	96	89	2.35	.927
Justin Peters	1	64	0-0-1	4	36	32	3.72	.889

Goals by Period

PENGUINS

	1st	2nd	3rd	OT	Total
Goals	3	4	4	0	11

HURRICANES

	1st	2nd	3rd	OT	Total
Goals	4	2	4	0	10

Shots by Period

PENGUINS

	1st	2nd	3rd	OT	Total
Shots	34	52	43	3	132

HURRICANES

	1st	2nd	3rd	OT	Total
Shots	33	36	40	5	114

* - Overtime ** - Shootout



CHICAGO BLACKHAWKS

WEBSITE: chicagoblackhawks.com

BLACKHAWKS VS. PENS

All-time scorer vs. Pittsburgh: Stan Mikita (52gp, 32-39-71)

All-time Pittsburgh scorer vs. Chicago: Mario Lemieux (27gp, 25-37-62)

Longest Chicago win streak vs. Pittsburgh:

9, Dec. 18, 1968-Dec. 20, 1970

Longest Pittsburgh win streak vs. Chicago:

3, Dec. 26, 2000-Mar. 14, 2001; Oct. 22, 1998-Mar. 12, 1999

Longest Chicago undefeated streak vs. Pittsburgh:

9, Jan. 4, 1981-Mar. 14, 1983 (7-0-2); Dec. 18, 1968-Dec. 20, 1970 (9-0-0)

Longest Pittsburgh undefeated streak vs. Chicago:

6, Mar. 5, 1998-Mar. 29, 2001 (4-0-2); Dec. 2, 1978-Dec. 19, 1979 (2-0-4)

Last Chicago win at home:

Feb. 20, 2011 (3-2 SO) (0-0-0 since last win)

Last Pittsburgh win at home:

Feb. 14, 2007 (5-4 SO) (0-0-1 since last win)

Last Chicago win at Pittsburgh:

Dec. 5, 2009 (2-1 OT) (0-0-0 since last win)

Last Pittsburgh win at Chicago:

Feb. 27, 2009 (5-4 OT) (0-0-1 since last win)

Most goals by Chicago vs. Pittsburgh:

9, Mar. 19, 1978 (C, 9-1); Jan. 21, 1973 (C, 9-3)

Most goals by Pittsburgh vs. Chicago:

10, Feb. 21, 1976 (P, 10-1)

Most goals by both teams:

13, Dec. 6, 1988 (P, 7-6); Oct. 23, 1968 (C, 8-5)

Last Chicago shutout vs. Pittsburgh:

Jan. 6, 2002 (2-0) – Jocelyn Thibault

Last Pittsburgh shutout vs. Chicago:

Dec. 29, 2003 (1-0) – Sebastien Caron

Last Chicago hat trick vs. Pittsburgh:

Feb. 27, 2009 – Jonathan Toews

Last Pittsburgh hat trick vs. Chicago:

Jan. 25, 2003 – Alexei Kovalev

Last Pittsburgh trade with Chicago:

July 17, 2008 – Danny Richmond to Pittsburgh for Tim Brent

Pittsburgh's Overtime/Shootout Record vs. Chicago: 2-1-7

YEAR BY YEAR

YEAR	PIT	ROAD	TOTAL	GF/GA
1967-68	1-0-1	0-2-0	1-2-1	10-14
1968-69	1-2-0	1-2-0	2-4-0	22-28
1969-70	0-3-0	0-3-0	0-6-0	7-27
1970-71	2-1-0	0-3-0	2-4-0	12-17
1971-72	0-3-0	0-2-1	0-5-1	11-27
1972-73	2-0-0	1-2-0	3-2-0	15-18
1973-74	0-3-0	1-2-0	1-5-0	12-20
1974-75	2-0-0	0-1-1	2-1-1	20-14
1975-76	1-1-0	0-1-1	1-2-1	21-16
1976-77	2-0-0	0-2-0	2-2-0	12-9
1977-78	2-0-0	0-1-1	2-1-1	12-16
1978-79	2-0-0	0-0-2	2-0-2	15-8
1979-80	0-1-1	0-1-1	0-2-2	7-9
1980-81	1-1-0	0-2-0	1-3-0	15-20
1981-82	0-0-1	0-1-1	0-1-2	11-14
1982-83	0-2-0	0-1-0	0-3-0	9-15
1983-84	0-0-1	1-1-0	1-1-1	7-7
1984-85	1-1-0	0-1-0	1-2-0	12-15
1985-86	1-0-0	0-1-1	1-1-1	12-13
1986-87	1-1-0	1-0-0	2-1-0	9-4
1987-88	1-0-0	1-1-0	2-1-0	17-12
1988-89	2-0-0	1-0-0	3-0-0	20-15
1989-90	0-1-0	0-2-0	0-3-0	11-16
1990-91	0-2-0	0-1-0	0-3-0	7-15
1991-92	0-0-1	1-0-0	1-0-1	8-7
1992-93	1-0-0	0-1-0	1-1-0	6-8
1993-94	1-0-0	0-1-0	1-1-0	5-7
1994-95	Did Not Play			
1995-96	1-0-0	0-1-0	1-1-0	7-8
1996-97	0-1-0	0-1-0	0-2-0	3-7
1997-98	0-0-1	0-1-0	0-1-1	3-5
1998-99	1-0-0	0-0-0	1-0-0	5-2
1999-00	0-0-1	1-0-0	1-0-1	7-5
2000-01	1-0-0	1-0-0	2-0-0	9-2
2001-02	0-0-0	0-1-0	0-1-0	0-2
2002-03	1-0-0	0-0-1	1-0-1	6-4
2003-04	1-0-0	1-0-0	2-0-0	2-0
2004-05	No Season			
2005-06	0-0-0	0-1-0	0-1-0	1-4
2006-07	1-0-0	0-0-0	1-0-0	5-4
2007-08	Did Not Play			
2008-09	0-0-0	1-0-0	1-0-0	5-4
2009-10	0-0-1	0-0-0	0-0-1	1-2
2010-11	0-0-0	0-0-1	0-0-1	2-3
TOTALS	30-23-8	12-40-11	42-63-19	381-443

PITTSBURGH PENGUINS vs. CHICAGO BLACKHAWKS

2010-2011 REGULAR SEASON

at PITTSBURGH PENGUINS

Date	Score	W Goal
	no games	

at CHICAGO BLACKHAWKS

Date	Score	W Goal
20 Feb '11 **	PIT 2 @ CHI 3	Patrick Kane

Individual Scoring

PENGUINS										BLACKHAWKS									
Player	GP	G	A	P	+/-	PIM	PP	SH		Player	GP	G	A	P	+/-	PIM	PP	SH	
Matt Cooke	1	1	0	1	0	0	0	1		Bryan Bickell	1	1	0	1	0	0	0	0	
Brett Sterling	1	1	0	1	0	0	0	0		Patrick Sharp	1	1	0	1	0	4	0	0	
Tyler Kennedy	1	0	1	1	-1	0	0	0		Dave Bolland	1	0	1	1	1	0	0	0	
Brooks Orpik	1	0	1	1	0	0	0	0		Niklas Hjalmarsson	1	0	1	1	1	0	0	0	
Jordan Staal	1	0	1	1	1	2	0	0		Duncan Keith	1	0	1	1	0	0	0	0	
Maxime Talbot	1	0	1	1	1	0	0	0		Jonathan Toews	1	0	1	1	-1	0	0	0	
Craig Adams	1	0	0	0	-2	2	0	0		Troy Brouwer	1	0	0	0	0	0	0	0	
Chris Conner	1	0	0	0	0	0	0	0		Brian Campbell	1	0	0	0	-1	0	0	0	
Ryan Craig	1	0	0	0	0	0	0	0		Jake Dowell	1	0	0	0	0	0	0	0	
Pascal Dupuis	1	0	0	0	0	0	0	0		Michael Frolik	1	0	0	0	0	0	0	0	
Deryk Engelland	1	0	0	0	0	0	0	0		Jordan Hendry	1	0	0	0	0	0	0	0	
Alex Goligoski	1	0	0	0	1	0	0	0		Marian Hossa	1	0	0	0	0	2	0	0	
Kris Letang	1	0	0	0	-1	2	0	0		Ryan Johnson	1	0	0	0	0	0	0	0	
Paul Martin	1	0	0	0	0	0	0	0		Patrick Kane	1	0	0	0	0	2	0	0	
Zbynek Michalek	1	0	0	0	0	0	0	0		Tomas Kopecky	1	0	0	0	-1	0	0	0	
Michael Rupp	1	0	0	0	0	0	0	0		Nick Leddy	1	0	0	0	1	0	0	0	
Joe Vitale	1	0	0	0	0	0	0	0		Brent Seabrook	1	0	0	0	0	0	0	0	
Tim Wallace	1	0	0	0	0	0	0	0		Viktor Stalberg	1	0	0	0	0	0	0	0	

Power Play: 0-4 0.0% / Penalty Killing: 3-3 100.0%

Power Play: 0-3 0.0% / Penalty Killing: 4-4 100.0%

Goaltending

PENGUINS										BLACKHAWKS									
Goalie	GP	Min	WLOT	GA	SA	SV	GAA	SV%		Goalie	GP	Min	WLOT	GA	SA	SV	GAA	SV%	
Marc-Andre Fleury	1	65	0-0-1	2	31	29	1.85	.935		Corey Crawford	1	65	1-0-0	2	26	24	1.85	.923	

Goals by Period

PENGUINS						BLACKHAWKS					
	1st	2nd	3rd	OT	Total		1st	2nd	3rd	OT	Total
Goals	0	1	1	0	2	Goals	1	0	1	0	2

Shots by Period

PENGUINS						BLACKHAWKS					
	1st	2nd	3rd	OT	Total		1st	2nd	3rd	OT	Total
Shots	7	11	8	0	26	Shots	13	8	7	3	31

* - Overtime ** - Shootout



COLORADO AVALANCHE

Franchise played as Quebec Nordiques from 1979-80 to 1994-95

WEBSITE: coloradoavalanche.com

AVALANCHE VS. PENS

All-time scorer vs. Pittsburgh: Joe Sakic (40gp, 27-36-63)

All-time Pittsburgh scorer vs. Colorado: Mario Lemieux (33gp, 30-36-66)

Longest Colorado win streak vs. Pittsburgh:

10, Oct. 21, 1982-Oct. 19, 1985

Longest Pittsburgh win streak vs. Colorado:

7, Mar. 22, 1986-Mar. 27, 1988

Longest Colorado undefeated streak vs. Pittsburgh:

11, Oct. 21, 1982-Oct. 26, 1985 (10-0-1)

Longest Pittsburgh undefeated streak vs. Colorado:

9, Oct. 25, 1990-Apr. 3, 1993 (7-0-2)

Last Colorado win at home:

Jan. 10, 2009 (5-3) (0-1-0 since last win)

Last Pittsburgh win at home:

Dec. 3, 2009 (4-1) (0-0-0 since last win)

Last Colorado win at Pittsburgh:

Jan. 24, 2004 (5-3) (0-2-0 since last win)

Last Pittsburgh win at Colorado:

Feb. 16, 2011 (3-2 OT) (0-0-0 since last win)

Most goals by Colorado vs. Pittsburgh:

10, Dec. 29, 1984 (Q, 10-2)

Most goals by Pittsburgh vs. Colorado:

8, Nov. 16, 1989 (P, 8-2); Mar. 3, 1987 (P, 8-1)

Most goals by both teams:

14, Mar. 8, 1986 (Q, 8-6)

Last Colorado shutout vs. Pittsburgh:

Feb. 24, 1980 (2-0) – Michel Dion

Last Pittsburgh shutout vs. Colorado:

Jan. 27, 1994 (3-0) – Ken Wregget

Last Colorado hat trick vs. Pittsburgh:

Jan. 3, 1998 – Valeri Kamensky

Last Pittsburgh hat trick vs. Colorado:

Nov. 18, 1991 – Kevin Stevens

Last Pittsburgh trade with Colorado:

Mar. 19, 2002 – Ville Nieminen and Rick Berry to Pittsburgh for Darius Kasparaitis

Pittsburgh's Overtime/Shootout Record vs. Colorado: 2-3-6

YEAR BY YEAR

YEAR	PIT	ROAD	TOTAL	GF/GA
1979-80	2-0-0	0-2-0	2-2-0	10-9
1980-81	1-0-1	1-1-0	2-1-1	15-16
1981-82	1-0-0	2-0-0	3-0-0	15-6
1982-83	0-2-0	0-1-0	0-3-0	11-22
1983-84	0-1-0	0-2-0	0-3-0	8-21
1984-85	0-2-0	0-1-0	0-3-0	6-26
1985-86	0-0-1	1-1-0	1-1-1	14-12
1986-87	2-0-0	1-0-0	3-0-0	19-6
1987-88	1-0-0	2-0-0	3-0-0	17-11
1988-89	1-1-0	0-1-0	1-2-0	8-16
1989-90	1-0-0	1-1-0	2-1-0	17-9
1990-91	2-0-0	1-0-0	3-0-0	18-11
1991-92	1-0-1	1-0-0	2-0-1	17-10
1992-93	1-0-1	1-0-0	2-0-1	16-11
1993-94	1-2-0	0-2-0	1-4-0	17-25
1994-95	1-1-0	1-1-0	2-2-0	18-17
1995-96	0-1-0	0-0-1	0-1-1	8-11
1996-97	0-1-0	0-1-0	0-2-0	6-10
1997-98	0-1-0	0-0-1	0-1-1	7-8
1998-99	0-1-0	1-0-0	1-1-0	4-5
1999-00	0-0-1	0-1-0	0-1-1	6-7
2000-01	0-1-0	0-1-0	0-2-0	3-8
2001-02	0-1-0	0-0-0	0-1-0	1-3
2002-03	0-1-0	0-1-0	0-2-0	3-9
2003-04	0-1-0	0-0-0	0-1-0	3-5
2004-05	No Season			
2005-06	1-0-0	0-0-0	1-0-0	4-3
2006-07	Did Not Play			
2007-08	0-0-0	0-1-0	0-1-0	2-3
2008-09	0-0-0	0-1-0	0-1-0	3-5
2009-10	1-0-0	0-0-0	1-0-0	4-1
2010-11	0-0-0	1-0-0	1-0-0	3-2
TOTALS	17-17-5	14-19-2	31-36-7	283-308

PITTSBURGH PENGUINS vs. COLORADO AVALANCHE

2010-2011 REGULAR SEASON

at PITTSBURGH PENGUINS

Date	Score	W Goal
	no games	

at COLORADO AVALANCHE

Date	Score	W Goal
16 Feb '11 *	PIT 3 @ COL 2	Tyler Kennedy

Individual Scoring

PENGUINS										AVALANCHE									
Player	GP	G	A	P	+/-	PIM	PP	SH		Player	GP	G	A	P	+/-	PIM	PP	SH	
Jordan Staal	1	1	1	2	1	0	0	0		Cameron Gaunce	1	1	0	1	0	0	0	0	
Tyler Kennedy	1	1	0	1	0	0	1	0		Chris Stewart	1	1	0	1	2	0	0	0	
Joe Vitale	1	1	0	1	1	2	0	0		Matt Hunwick	1	0	1	1	1	0	0	0	
Alex Goligoski	1	0	1	1	1	0	0	0		David Jones	1	0	1	1	2	0	0	0	
Nick Johnson	1	0	1	1	2	5	0	0		John-Michael Liles	1	0	1	1	0	0	0	0	
Kris Letang	1	0	1	1	1	0	0	0		Paul Stastny	1	0	1	1	2	2	0	0	
Paul Martin	1	0	1	1	0	0	0	0		Philippe Dupuis	1	0	0	0	0	0	0	0	
Brett Sterling	1	0	1	1	2	0	0	0		Milan Hejduk	1	0	0	0	-2	0	0	0	
Craig Adams	1	0	0	0	-1	2	0	0		David Koci	1	0	0	0	0	0	0	0	
Chris Conner	1	0	0	0	-2	0	0	0		Cody McLeod	1	0	0	0	0	2	0	0	
Ryan Craig	1	0	0	0	0	0	0	0		Ryan O'Byrne	1	0	0	0	-2	4	0	0	
Pascal Dupuis	1	0	0	0	0	0	0	0		Ryan O'Reilly	1	0	0	0	0	0	0	0	
Deryk Engelland	1	0	0	0	-1	0	0	0		Mark Olver	1	0	0	0	-2	0	0	0	
Zbynek Michalek	1	0	0	0	-1	0	0	0		Kevin Porter	1	0	0	0	-2	2	0	0	
Brooks Orpik	1	0	0	0	0	0	0	0		Kevin Shattenkirk	1	0	0	0	1	0	0	0	
Michael Rupp	1	0	0	0	0	0	0	0		Ryan Wilson	1	0	0	0	0	5	0	0	
Maxime Talbot	1	0	0	0	-2	0	0	0		Daniel Winnik	1	0	0	0	0	0	0	0	
Tim Wallace	1	0	0	0	-1	0	0	0		Brandon Yip	1	0	0	0	0	0	0	0	

Power Play: 1-5 20.0% / Penalty Killing: 2-2 100.0%

Power Play: 0-2 0.0% / Penalty Killing: 4-5 80.0%

Goaltending

PENGUINS										AVALANCHE									
Goalie	GP	Min	WLOT	GA	SA	SV	GAA	SV%		Goalie	GP	Min	WLOT	GA	SA	SV	GAA	SV%	
Marc-Andre Fleury	1	64	1-0-0	2	31	29	1.87	.935		Peter Budaj	1	64	0-0-1	3	36	33	2.81	.917	

Goals by Period

PENGUINS						AVALANCHE					
	1st	2nd	3rd	OT	Total		1st	2nd	3rd	OT	Total
Goals	1	1	0	1	3	Goals	0	2	0	0	2

Shots by Period

PENGUINS						AVALANCHE					
	1st	2nd	3rd	OT	Total		1st	2nd	3rd	OT	Total
Shots	10	13	11	2	36	Shots	11	12	7	1	31

* - Overtime ** - Shootout



COLUMBUS BLUE JACKETS

WEBSITE: columbusbluejackets.com

JACKETS VS. PENS

All-time scorer vs. Pittsburgh: Rick Nash (9gp, 4-5-9); Mike Sillinger (3gp, 4-5-9)

All-time Pittsburgh scorer vs. Columbus: Sidney Crosby (6gp, 3-7-10)

Longest Columbus win streak vs. Pittsburgh:

2, Mar. 11, 2002-Dec. 31, 2002

Longest Pittsburgh win streak vs. Columbus:

3, Oct. 21, 2000-Feb. 28, 2002

Longest Columbus undefeated streak vs. Pittsburgh:

2, Mar. 11, 2002-Dec. 31, 2002 (2-0-0)

Longest Pittsburgh undefeated streak vs. Columbus:

5, Oct. 21, 2006-Dec. 4, 2010 (4-0-1)

Last Columbus win at home:

Mar. 12, 2009 (4-3 SO) (0-1-1 since last win)

Last Pittsburgh win at home:

Feb. 6, 2009 (4-1) (0-1-0 since last win)

Last Columbus win at Pittsburgh:

Feb. 8, 2011 (4-1) (0-0-0 since last win)

Last Pittsburgh win at Columbus:

Dec. 4, 2010 (7-2) (0-0-0 since last win)

Most goals by Columbus vs. Pittsburgh:

6, Jan. 11, 2006 (C, 6-1)

Most goals by Pittsburgh vs. Columbus:

7, Dec. 4, 2010 (P, 7-2)

Most goals by both teams:

9, Dec. 4, 2010 (P, 7-2)

Last Columbus shutout vs. Pittsburgh:

None

Last Pittsburgh shutout vs. Columbus:

None

Last Columbus hat trick vs. Pittsburgh:

None

Last Pittsburgh hat trick vs. Columbus:

None

Last Pittsburgh trade with Columbus:

Mar. 9, 2004 – Lasse Pirjeta to Pittsburgh for Brian Holzinger

Pittsburgh's Overtime/Shootout Record vs. Columbus: 3-0-1

YEAR BY YEAR

YEAR	PIT	ROAD	TOTAL	GF/GA
2000-01	1-0-0	1-0-0	2-0-0	8-4
2001-02	0-1-0	1-0-0	1-1-0	6-7
2002-03	0-0-0	0-1-0	0-1-0	2-5
2003-04	1-0-0	0-0-0	1-0-0	5-3
2004-05	No Season			
2005-06	0-0-0	0-1-0	0-1-0	1-6
2006-07	1-0-0	0-0-0	1-0-0	5-3
2007-08	Did Not Play			
2008-09	1-0-0	0-0-1	1-0-1	7-5
2009-10	0-0-0	1-0-0	1-0-0	4-3
2010-11	0-1-0	1-0-0	1-1-0	8-6
TOTALS	4-2-0	4-2-1	8-4-1	46-42

PITTSBURGH PENGUINS vs. COLUMBUS BLUE JACKETS

2010-2011 REGULAR SEASON

at PITTSBURGH PENGUINS

Date	Score	W Goal
08 Feb '11	CBJ 4 @ PIT 1	Samuel Pahlsson

at COLUMBUS BLUE JACKETS

Date	Score	W Goal
04 Dec '10	PIT 7 @ CBJ 2	Paul Martin

Individual Scoring

PENGUINS										BLUE JACKETS									
Player	GP	G	A	P	+/-	PIM	PP	SH		Player	GP	G	A	P	+/-	PIM	PP	SH	
Paul Martin	2	2	1	3	-2	0	2	0		Samuel Pahlsson	2	2	0	2	1	0	0	0	
Tyler Kennedy	2	2	0	2	0	0	1	0		Rick Nash	2	1	1	2	1	0	0	0	
Sidney Crosby	1	2	0	2	1	0	1	0		Jakub Voracek	2	1	1	2	2	0	0	0	
Michael Rupp	2	1	1	2	0	7	0	0		Derick Brassard	2	0	2	2	1	9	0	0	
Kris Letang	2	0	2	2	-2	0	0	0		RJ Umberger	2	0	2	2	2	0	0	0	
Mark Letestu	1	0	2	2	0	0	0	0		Ethan Moreau	1	0	2	2	0	2	0	0	
Deryk Engelland	1	1	0	1	3	2	0	0		Chris Clark	2	1	0	1	1	4	1	0	
Craig Adams	2	0	1	1	1	2	0	0		Antoine Vermette	2	1	0	1	2	0	0	0	
Chris Conner	2	0	1	1	-2	0	0	0		Jan Hejda	2	0	1	1	3	0	0	0	
Eric Godard	2	0	1	1	1	7	0	0		Fedor Tyutin	2	0	1	1	-1	0	0	0	
Chris Kunitz	1	0	1	1	1	0	0	0		Kristian Huselius	1	0	1	1	1	0	0	0	
Matt Cooke	2	0	0	0	-1	14	0	0		Rostislav Klesla	1	0	1	1	0	0	0	0	
Pascal Dupuis	2	0	0	0	0	0	0	0		Jared Boll	2	0	0	0	-2	12	0	0	
Alex Goligoski	2	0	0	0	2	0	0	0		Derek Dorsett	2	0	0	0	-3	5	0	0	
Zbynek Michalek	2	0	0	0	-1	0	0	0		Derek MacKenzie	2	0	0	0	-2	0	0	0	
Brooks Orpik	2	0	0	0	-1	2	0	0		Marc Methot	2	0	0	0	0	2	0	0	
Maxime Talbot	2	0	0	0	0	0	0	0		Kris Russell	2	0	0	0	-2	0	0	0	
Arron Asham	1	0	0	0	1	0	0	0		Matt Calvert	1	0	0	0	1	0	0	0	
Dustin Jeffrey	1	0	0	0	0	0	0	0		Grant Clitsome	1	0	0	0	0	0	0	0	
Ben Lovejoy	1	0	0	0	-1	5	0	0		Mike Commodore	1	0	0	0	-2	2	0	0	
Jordan Staal	1	0	0	0	-3	0	0	0		Nikita Filatov	1	0	0	0	0	0	0	0	
Eric Tangradi	1	0	0	0	-2	0	0	0		Anton Stralman	1	0	0	0	4	0	0	0	
Tim Wallace	1	0	0	0	-1	0	0	0		Power Play: 1-7 14.3% / Penalty Killing: 2-6 33.3%									

Power Play: 4-6 66.7% / Penalty Killing: 6-7 85.7%

Goaltending

PENGUINS										BLUE JACKETS									
Goalie	GP	Min	WLOT	GA	SA	SV	GAA	SV%		Goalie	GP	Min	WLOT	GA	SA	SV	GAA	SV%	
Marc-Andre Fleury	2	120	1-1-0	6	48	42	3.00	.875		Steve Mason	2	76	1-1-0	5	46	41	3.96	.891	
										Mathieu Garon	1	44	0-0-0	3	22	19	4.07	.864	

Goals by Period

PENGUINS						BLUE JACKETS					
	1st	2nd	3rd	OT	Total		1st	2nd	3rd	OT	Total
Goals	4	3	1	0	8	Goals	1	3	2	0	6

Shots by Period

PENGUINS						BLUE JACKETS					
	1st	2nd	3rd	OT	Total		1st	2nd	3rd	OT	Total
Shots	29	23	16	0	68	Shots	16	23	9	0	48

* - Overtime ** - Shootout



DALLAS STARS

Franchise played as Minnesota North Stars from 1967-68 to 1992-93

WEBSITE: dallasstars.com

STARS VS. PENS

All-time scorer vs. Pittsburgh: Bill Goldsworthy (54gp, 23-22-45)

All-time Pittsburgh scorer vs. Dallas: Rick Kehoe (36gp, 19-27-46)

Longest Dallas win streak vs. Pittsburgh:

4, Jan. 12, 1983-Dec. 1, 1984; Oct. 28, 1971-Feb. 20, 1972

Longest Pittsburgh win streak vs. Dallas:

8, Oct. 15, 1985-Mar. 1, 1988

Longest Dallas undefeated streak vs. Pittsburgh:

8, Mar. 16, 1997-Jan. 19, 2001 (6-0-2)

Longest Pittsburgh undefeated streak vs. Dallas:

8, Oct. 15, 1985-Mar. 1, 1988 (8-0-0)

Last Dallas win at home:

Nov. 3, 2010 (5-2) (0-0-0 since last win)

Last Pittsburgh win at home:

Mar. 6, 2010 (6-3) (0-0-0 since last win)

Last Dallas win at Pittsburgh:

Dec. 23, 2000 (8-2) (0-4-0 since last win)

Last Pittsburgh win at Dallas:

Mar. 1, 2009 (4-1) (0-1-0 since last win)

Most goals by Dallas vs. Pittsburgh:

10, Mar. 7, 1973 (M, 10-4)

Most goals by Pittsburgh vs. Dallas:

9, Jan. 12, 1989 (P, 9-2)

Most goals by both teams:

15, Feb. 2, 1982 (M, 9-6); Dec. 21, 1974 (M, 8-7)

Last Dallas shutout vs. Pittsburgh:

Mar. 22, 1998 (0-0) – Ed Belfour

Last Pittsburgh shutout vs. Dallas:

Mar. 9, 2004 (4-0) – Jean-Sebastien Aubin

Last Dallas hat trick vs. Pittsburgh:

Nov. 5, 1997 – Joe Nieuwendyk

Last Pittsburgh hat trick vs. Dallas:

Mar. 4, 1990 – Rob Brown

Last Pittsburgh trade with Dallas:

Feb. 21, 2011 – James Neal and Matt Niskanen to Pittsburgh for Alex Goligoski

Pittsburgh's Overtime/Shootout Record vs. Dallas: 2-1-3

YEAR BY YEAR

YEAR	PIT	ROAD	TOTAL	GF/GA
1967-68	2-1-2	2-2-1	4-3-3	33-29
1968-69	2-2-0	3-1-0	5-3-0	25-15
1969-70	3-1-0	2-1-1	5-2-1	33-27
1970-71	1-1-1	0-2-1	1-3-2	12-13
1971-72	2-1-0	0-3-0	2-4-0	11-17
1972-73	2-1-0	0-2-0	2-3-0	18-21
1973-74	1-0-1	1-2-0	2-2-1	17-20
1974-75	2-0-0	1-1-0	3-1-0	21-14
1975-76	1-0-1	1-1-0	2-1-1	15-10
1976-77	2-0-0	1-1-0	3-1-0	17-9
1977-78	2-0-0	0-2-0	2-2-0	18-17
1978-79	2-0-0	1-1-0	3-1-0	19-11
1979-80	1-1-0	0-2-0	1-3-0	12-15
1980-81	1-1-0	0-2-0	1-3-0	13-18
1981-82	1-1-0	0-1-0	1-2-0	14-15
1982-83	0-1-0	0-1-1	0-2-1	8-16
1983-84	1-1-0	0-1-0	1-2-0	12-12
1984-85	0-1-0	1-1-0	1-2-0	10-10
1985-86	2-0-0	1-0-0	3-0-0	10-7
1986-87	1-0-0	2-0-0	3-0-0	10-7
1987-88	2-0-0	0-1-0	2-1-0	12-9
1988-89	0-1-0	1-1-0	1-2-0	12-11
1989-90	1-1-0	0-0-1	1-1-1	14-16
1990-91	1-0-0	1-1-0	2-1-0	11-10
1991-92	1-0-0	1-1-0	2-1-0	13-8
1992-93	0-1-0	1-0-0	1-1-0	7-7
1993-94	0-1-0	0-1-0	0-2-0	5-12
1994-95	Did Not Play			
1995-96	1-0-0	1-0-0	2-0-0	9-3
1996-97	1-0-0	0-1-0	1-1-0	5-7
1997-98	0-1-0	0-0-1	0-1-1	2-5
1998-99	0-0-1	0-1-0	0-1-1	6-8
1999-00	0-0-0	0-1-0	0-1-0	4-6
2000-01	0-1-0	0-1-0	0-2-0	7-14
2001-02	1-0-0	0-0-0	1-0-0	3-2
2002-03	0-0-0	0-1-0	0-1-0	1-3
2003-04	1-0-0	0-0-0	1-0-0	4-0
2004-05	No Season			
2005-06	Did Not Play			
2006-07	0-0-0	1-0-0	1-0-0	4-3
2007-08	1-0-0	0-0-0	1-0-0	4-1
2008-09	0-0-0	1-0-0	1-0-0	4-1
2009-10	1-0-0	0-0-0	1-0-0	6-3
2010-11	0-0-0	0-1-0	0-1-0	2-5
TOTALS	40-19-6	23-38-6	63-57-12	463-437

PITTSBURGH PENGUINS vs. DALLAS STARS

2010-2011 REGULAR SEASON

at PITTSBURGH PENGUINS

at DALLAS STARS

Date	Score	W Goal
no games		

Date	Score	W Goal
03 Nov '10	PIT 2 @ DAL 5	Steve Ott

Individual Scoring

PENGUINS										STARS									
Player	GP	G	A	P	+/-	PIM	PP	SH		Player	GP	G	A	P	+/-	PIM	PP	SH	
Matt Cooke	1	1	0	1	-1	0	0	0		Loui Eriksson	1	2	1	3	3	0	0	0	
Tyler Kennedy	1	1	0	1	-1	5	0	0		Stephane Robidas	1	1	1	2	2	0	0	0	
Zbynek Michalek	1	0	1	1	-1	0	0	0		Steve Ott	1	1	0	1	1	0	0	0	
Maxime Talbot	1	0	1	1	1	0	0	0		Brad Richards	1	1	0	1	2	0	0	0	
Craig Adams	1	0	0	0	0	0	0	0		Jamie Benn	1	0	1	1	0	10	0	0	
Arron Asham	1	0	0	0	0	4	0	0		Brenden Morrow	1	0	1	1	0	11	0	0	
Mike Comrie	1	0	0	0	-1	0	0	0		James Neal	1	0	1	1	1	0	0	0	
Sidney Crosby	1	0	0	0	-2	5	0	0		Mike Ribeiro	1	0	1	1	1	0	0	0	
Deryk Engelland	1	0	0	0	1	2	0	0		Adam Burish	1	0	0	0	0	2	0	0	
Eric Godard	1	0	0	0	1	2	0	0		Trevor Daley	1	0	0	0	1	2	0	0	
Alex Goligoski	1	0	0	0	-1	0	0	0		Mark Fistric	1	0	0	0	1	0	0	0	
Chris Kunitz	1	0	0	0	-2	5	0	0		Nicklas Grossman	1	0	0	0	2	0	0	0	
Kris Letang	1	0	0	0	-2	9	0	0		Matt Niskanen	1	0	0	0	-1	5	0	0	
Mark Letestu	1	0	0	0	1	2	0	0		Toby Petersen	1	0	0	0	0	0	0	0	
Evgeni Malkin	1	0	0	0	-3	0	0	0		Brandon Segal	1	0	0	0	0	2	0	0	
Paul Martin	1	0	0	0	0	0	0	0		Karlis Skrastins	1	0	0	0	-1	0	0	0	
Brooks Orpik	1	0	0	0	-1	0	0	0		Brian Sutherby	1	0	0	0	0	0	0	0	
Michael Rupp	1	0	0	0	1	0	0	0		Tom Wandell	1	0	0	0	-1	0	0	0	

Power Play: 0-4 0.0% / Penalty Killing: 5-5 100.0%

Power Play: 0-5 0.0% / Penalty Killing: 4-4 100.0%

Goaltending

PENGUINS										STARS									
Goalie	GP	Min	WLOT	GA	SA	SV	GAA	SV%		Goalie	GP	Min	WLOT	GA	SA	SV	GAA	SV%	
Brent Johnson	1	60	0-1-0	5	29	24	5.00	.828		Kari Lehtonen	1	60	1-0-0	2	23	21	2.00	.913	

Goals by Period

PENGUINS						STARS					
	1st	2nd	3rd	OT	Total		1st	2nd	3rd	OT	Total
Goals	0	1	1	0	2	Goals	2	2	1	0	5

Shots by Period

PENGUINS						STARS					
	1st	2nd	3rd	OT	Total		1st	2nd	3rd	OT	Total
Shots	4	12	7	0	23	Shots	12	6	11	0	29

* - Overtime ** - Shootout



DETROIT RED WINGS

WEBSITE: detroitredwings.com

RED WINGS VS. PENS

All-time scorer vs. Pittsburgh: Steve Yzerman (39gp, 16-32-48)

All-time Pittsburgh scorer vs. Detroit: Mario Lemieux (27gp, 21-37-58)

Longest Detroit win streak vs. Pittsburgh:

5, Dec. 23, 1982-Feb. 9, 1984

Longest Pittsburgh win streak vs. Detroit:

4, Feb. 13, 1974-Dec. 15, 1974

Longest Detroit undefeated streak vs. Pittsburgh:

9, Mar. 5, 1972-Jan. 27, 1974 (5-0-4)

Longest Pittsburgh undefeated streak vs. Detroit:

11, Dec. 17, 1988-Feb. 3, 1992 (7-0-4)

Last Detroit win at home:

Mar. 22, 2010 (3-1) (0-0-1 since last win)

Last Pittsburgh win at home:

Jan. 18, 2011 (4-1) (0-0-0 since last win)

Last Detroit win at Pittsburgh:

Feb. 8, 2009 (3-0) (0-1-1 since last win)

Last Pittsburgh win at Detroit:

Mar. 21, 2011 (5-4 SO) (0-0-0 since last win)

Most goals by Detroit vs. Pittsburgh:

9, Feb. 9, 1984 (D, 9-3)

Most goals by Pittsburgh vs. Detroit:

10, Jan. 28, 1989 (P, 10-5)

Most goals by both teams:

15, Jan. 28, 1989 (P, 10-5)

Last Detroit shutout vs. Pittsburgh:

Feb. 8, 2009 (3-0) – Ty Conklin

Last Pittsburgh shutout vs. Detroit:

Apr. 11, 1999 (3-0) – Tom Barrasso

Last Detroit hat trick vs. Pittsburgh:

Oct. 25, 2002 – Sergei Fedorov

Last Pittsburgh hat trick vs. Detroit:

Nov. 11, 2008 – Jordan Staal

Last Pittsburgh trade with Detroit:

Mar. 9, 2006 – Cory Cross to Detroit for a fourth-round selection in the 2007 NHL Entry Draft

Pittsburgh's Overtime/Shootout Record vs. Detroit: 4-2-6

YEAR BY YEAR

YEAR	PIT	ROAD	TOTAL	GF/GA
1967-68	1-1-0	0-2-0	1-3-0	12-21
1968-69	2-1-0	0-3-0	2-4-0	14-20
1969-70	1-2-0	1-2-0	2-4-0	17-21
1970-71	3-0-0	0-1-2	3-1-2	30-13
1971-72	2-1-0	0-3-0	2-4-0	19-25
1972-73	0-1-1	0-1-2	0-2-3	7-9
1973-74	2-1-0	0-1-1	2-2-1	20-13
1974-75	2-1-0	2-1-0	4-2-0	24-15
1975-76	3-0-0	1-1-1	4-1-1	24-13
1976-77	3-0-0	1-2-0	4-2-0	19-17
1977-78	1-1-1	1-2-0	2-3-1	21-22
1978-79	4-0-0	1-3-0	5-3-0	29-31
1979-80	2-0-0	0-2-0	2-2-0	18-19
1980-81	2-0-0	0-1-1	2-1-1	13-11
1981-82	1-0-0	0-2-0	1-2-0	11-11
1982-83	0-1-1	0-1-0	0-2-1	11-17
1983-84	0-1-0	0-2-0	0-3-0	9-21
1984-85	1-1-0	0-0-1	1-1-1	10-10
1985-86	1-0-0	1-1-0	2-1-0	15-11
1986-87	1-1-0	0-1-0	1-2-0	5-6
1987-88	1-0-0	0-2-0	1-2-0	13-15
1988-89	2-0-0	0-0-1	2-0-1	19-13
1989-90	1-0-0	1-0-1	2-0-1	14-7
1990-91	2-0-0	1-0-0	3-0-0	16-5
1991-92	0-0-1	0-1-1	0-1-2	10-11
1992-93	1-0-0	0-1-0	1-1-0	9-14
1993-94	0-1-0	1-0-0	1-1-0	9-10
1994-95	Did Not Play			
1995-96	1-0-0	0-1-0	1-1-0	5-5
1996-97	0-1-0	0-1-0	0-2-0	6-10
1997-98	1-0-0	0-0-1	1-0-1	5-3
1998-99	1-0-0	1-0-0	2-0-0	5-1
1999-00	1-0-0	0-1-0	1-1-0	6-6
2000-01	0-0-0	1-0-0	1-0-0	4-3
2001-02	0-1-0	0-0-0	0-1-0	2-4
2002-03	0-1-0	0-1-0	0-2-0	4-12
2003-04	1-0-0	0-0-0	1-0-0	4-3
2004-05	No Season			
2005-06	0-0-0	0-1-0	0-1-0	1-3
2006-07	0-1-0	0-0-0	0-1-0	0-2
2007-08	Did Not Play			
2008-09	0-1-0	1-0-0	1-1-0	7-9
2009-10	1-0-0	0-1-0	1-1-0	3-4
2010-11	1-0-0	1-0-0	2-0-0	9-5
TOTALS	46-19-4	15-42-12	61-61-16	479-471

PITTSBURGH PENGUINS vs. DETROIT RED WINGS

2010-2011 REGULAR SEASON

at PITTSBURGH PENGUINS

Date	Score	W Goal
18 Jan '11	DET 1 @ PIT 4	Chris Conner

at DETROIT RED WINGS

Date	Score	W Goal
21 Mar '11 **	PIT 5 @ DET 4	James Neal

Individual Scoring

PENGUINS										RED WINGS									
Player	GP	G	A	P	+/-	PIM	PP	SH		Player	GP	G	A	P	+/-	PIM	PP	SH	
Pascal Dupuis	2	2	2	4	4	0	0	1		Valtteri Filppula	2	1	1	2	-2	0	0	0	
Chris Kunitz	2	2	1	3	3	2	0	0		Henrik Zetterberg	2	1	1	2	-1	0	0	0	
Tyler Kennedy	2	1	2	3	2	0	0	0		Danny Cleary	1	1	1	2	-1	0	1	0	
Jordan Staal	2	1	2	3	4	2	0	0		Nicklas Lidstrom	2	0	2	2	-3	0	0	0	
Chris Conner	2	1	1	2	1	0	0	0		Brad Stuart	1	0	2	2	1	0	0	0	
Matt Cooke	1	1	0	1	2	2	0	0		Johan Franzen	1	1	0	1	-1	0	0	0	
Craig Adams	2	0	1	1	1	0	0	0		Mike Modano	1	1	0	1	-2	0	1	0	
Kris Letang	2	0	1	1	3	4	0	0		Patrick Eaves	2	0	1	1	-1	0	0	0	
Ben Lovejoy	1	0	1	1	0	0	0	0		Niklas Kronwall	2	0	1	1	0	2	0	0	
Evgeni Malkin	1	0	1	1	1	0	0	0		Tomas Holmstrom	1	0	1	1	0	0	0	0	
Brooks Orpik	1	0	1	1	1	0	0	0		Justin Abdelkader	2	0	0	0	0	0	0	0	
Arron Asham	2	0	0	0	0	0	0	0		Todd Bertuzzi	2	0	0	0	-2	2	0	0	
Deryk Engelland	2	0	0	0	0	0	0	0		Kris Draper	2	0	0	0	-1	0	0	0	
Paul Martin	2	0	0	0	3	0	0	0		Jonathan Ericsson	2	0	0	0	-1	2	0	0	
Zbynek Michalek	2	0	0	0	1	0	0	0		Darren Helm	2	0	0	0	-1	0	0	0	
Michael Rupp	2	0	0	0	-2	4	0	0		Jakub Kindl	2	0	0	0	-1	2	0	0	
Maxime Talbot	2	0	0	0	-1	0	0	0		Drew Miller	2	0	0	0	-1	0	0	0	
Alex Goligoski	1	0	0	0	1	0	0	0		Brian Rafalski	2	0	0	0	-4	0	0	0	
Dustin Jeffrey	1	0	0	0	-1	0	0	0		Ruslan Salei	2	0	0	0	0	2	0	0	
Alex Kovalev	1	0	0	0	-1	2	0	0		Jiri Hudler	1	0	0	0	0	0	0	0	
Mark Letestu	1	0	0	0	0	0	0	0		Jan Mursak	1	0	0	0	0	0	0	0	
James Neal	1	0	0	0	-1	0	0	0		Tomas Tatar	1	0	0	0	0	0	0	0	
Matt Niskanen	1	0	0	0	-1	2	0	0		Power Play: 2-8 25.0% / Penalty Killing: 4-4 100.0%									

Power Play: 0-4 0.0% / Penalty Killing: 6-8 75.0%

Goaltending

PENGUINS										RED WINGS									
Goalie	GP	Min	WLOT	GA	SA	SV	GAA	SV%		Goalie	GP	Min	WLOT	GA	SA	SV	GAA	SV%	
Marc-Andre Fleury	1	60	1-0-0	1	37	36	1.00	.973		Joey MacDonald	2	91	0-1-1	3	38	35	1.97	.921	
Brent Johnson	1	65	1-0-0	4	41	37	3.69	.902		Jimmy Howard	1	33	0-0-0	4	15	11	7.23	.733	

Goals by Period

PENGUINS						RED WINGS					
	1st	2nd	3rd	OT	Total		1st	2nd	3rd	OT	Total
Goals	4	3	1	0	8	Goals	0	2	3	0	5

Shots by Period

PENGUINS						RED WINGS					
	1st	2nd	3rd	OT	Total		1st	2nd	3rd	OT	Total
Shots	24	17	9	4	54	Shots	24	24	26	4	78

* - Overtime ** - Shootout



EDMONTON OILERS

WEBSITE: edmontonoilers.com

OILERS VS. PENS

All-time scorer vs. Pittsburgh: Wayne Gretzky (28gp, 31-44-75)

All-time Pittsburgh scorer vs. Edmonton: Mario Lemieux (26gp, 14-29-43)

Longest Edmonton win streak vs. Pittsburgh:

5, Jan. 7, 1983-Feb. 22, 1984; Mar. 16, 1981-Mar. 17, 1982

Longest Pittsburgh win streak vs. Edmonton:

4, Dec. 5, 2007-Mar. 13, 2011; Mar. 4, 2000-Feb. 18, 2003

Longest Edmonton undefeated streak vs. Pittsburgh:

6, Jan. 7, 1983-Nov. 6, 1984 (5-0-1)

Longest Pittsburgh undefeated streak vs. Edmonton:

6, Mar. 5, 1999-Feb. 18, 2003 (4-0-2)

Last Edmonton win at home:

Dec. 6, 2003 (4-3) (0-2-0 since last win)

Last Pittsburgh win at home:

Mar. 13, 2011 (5-1) (0-0-0 since last win)

Last Edmonton win at Pittsburgh:

Jan. 10, 2006 (3-1) (0-2-0 since last win)

Last Pittsburgh win at Edmonton:

Jan. 14, 2010 (3-2) (0-0-0 since last win)

Most goals by Edmonton vs. Pittsburgh:

10, Feb. 19, 1983 (E, 10-7); Mar. 17, 1982 (E, 10-4)

Most goals by Pittsburgh vs. Edmonton:

7, Jan. 21, 1988 (P, 7-4); Jan. 22, 1986 (P, 7-4); Feb. 19, 1983 (E, 10-7)

Most goals by both teams:

17, Feb. 19, 1983 (E, 10-7)

Last Edmonton shutout vs. Pittsburgh:

None

Last Pittsburgh shutout vs. Edmonton:

Jan. 19, 2002 (1-0) – Johan Hedberg

Last Edmonton hat trick vs. Pittsburgh:

Jan. 10, 2006 – Shawn Horcoff

Last Pittsburgh hat trick vs. Edmonton:

Nov. 13, 1991 – Kevin Stevens

Last Pittsburgh trade with Edmonton:

Jan. 18, 2009 – Mathieu Garon to Pittsburgh for Dany Sabourin, Ryan Stone and a fourth-round selection in the 2011 NHL Entry Draft

Pittsburgh's Overtime/Shootout Record vs. Edmonton: 2-1-3

YEAR BY YEAR

YEAR	PIT	ROAD	TOTAL	GF/GA
1979-80	1-1-0	0-2-0	1-3-0	12-22
1980-81	1-1-0	0-1-1	1-2-1	18-20
1981-82	0-1-0	0-2-0	0-3-0	8-22
1982-83	1-1-0	0-1-0	1-2-0	14-21
1983-84	0-1-0	0-2-0	0-3-0	8-23
1984-85	1-0-1	0-1-0	1-1-1	10-12
1985-86	0-1-0	1-1-0	1-2-0	13-17
1986-87	1-1-0	0-1-0	1-2-0	9-10
1987-88	0-1-0	0-2-0	0-3-0	8-17
1988-89	0-2-0	1-0-0	1-2-0	12-15
1989-90	1-0-0	1-1-0	2-1-0	12-8
1990-91	1-1-0	0-1-0	1-2-0	14-15
1991-92	2-0-0	0-1-0	2-1-0	14-14
1992-93	0-1-0	*1-1-0	1-2-0	11-11
1993-94	1-0-0	0-1-0	1-1-0	7-8
1994-95	Did Not Play			
1995-96	1-0-0	1-0-0	2-0-0	10-8
1996-97	1-0-0	0-1-0	1-1-0	7-7
1997-98	1-0-0	0-1-0	1-1-0	7-6
1998-99	0-0-1	0-1-0	0-1-1	3-6
1999-00	0-0-1	1-0-0	1-0-1	5-4
2000-01	1-0-0	0-0-0	1-0-0	5-2
2001-02	0-0-0	1-0-0	1-0-0	1-0
2002-03	1-0-0	0-0-0	1-0-0	4-3
2003-04	0-0-0	0-1-0	0-1-0	3-4
2004-05	No Season			
2005-06	0-1-0	0-0-0	0-1-0	1-3
2006-07	Did Not Play			
2007-08	0-0-0	1-0-0	1-0-0	4-2
2008-09	1-0-0	0-0-0	1-0-0	5-4
2009-10	0-0-0	1-0-0	1-0-0	3-2
2010-11	1-0-0	0-0-0	1-0-0	5-1
TOTALS	17-13-3	9-22-1	26-35-4	233-287

* = Includes one game played in Cleveland

PITTSBURGH PENGUINS vs. EDMONTON OILERS

2010-2011 REGULAR SEASON

at PITTSBURGH PENGUINS

Date	Score	W Goal
13 Mar '11	EDM 1 @ PIT 5	Maxime Talbot

at EDMONTON OILERS

Date	Score	W Goal
	no games	

Individual Scoring

PENGUINS										OILERS									
Player	GP	G	A	P	+/-	PIM	PP	SH		Player	GP	G	A	P	+/-	PIM	PP	SH	
Tyler Kennedy	1	0	3	3	2	0	0	0		Ryan Jones	1	1	0	1	1	2	0	0	
Chris Kunitz	1	2	0	2	1	2	1	0		Andrew Cogliano	1	0	1	1	1	0	0	0	
Jordan Staal	1	1	1	2	2	0	0	0		Alexandre Giroux	1	0	1	1	1	0	0	0	
Maxime Talbot	1	1	1	2	2	0	0	0		Gilbert Brule	1	0	0	0	-1	2	0	0	
Zbynek Michalek	1	1	0	1	2	0	0	0		Jordan Eberle	1	0	0	0	-1	0	0	0	
Craig Adams	1	0	1	1	1	0	0	0		Kurtis Foster	1	0	0	0	-1	0	0	0	
Matt Cooke	1	0	1	1	1	0	0	0		Colin Fraser	1	0	0	0	-1	0	0	0	
Pascal Dupuis	1	0	1	1	2	0	0	0		Tom Gilbert	1	0	0	0	-1	0	0	0	
Ben Lovejoy	1	0	1	1	1	0	0	0		Shawn Horcoff	1	0	0	0	-2	0	0	0	
James Neal	1	0	1	1	-1	0	0	0		Jean-Francois Jacques	1	0	0	0	-1	0	0	0	
Chris Conner	1	0	0	0	0	0	0	0		Steve MacIntyre	1	0	0	0	0	0	0	0	
Deryk Engelland	1	0	0	0	1	0	0	0		Linus Omark	1	0	0	0	-2	2	0	0	
Dustin Jeffrey	1	0	0	0	0	0	0	0		Magnus Paajarvi	1	0	0	0	-2	0	0	0	
Alex Kovalev	1	0	0	0	-1	2	0	0		Jeff Petry	1	0	0	0	-1	2	0	0	
Kris Letang	1	0	0	0	1	0	0	0		Liam Reddox	1	0	0	0	-2	0	0	0	
Mark Letestu	1	0	0	0	-1	0	0	0		Ladislav Smid	1	0	0	0	-1	0	0	0	
Paul Martin	1	0	0	0	1	2	0	0		Jason Strudwick	1	0	0	0	-1	2	0	0	
Michael Rupp	1	0	0	0	1	0	0	0		Jim Vandermeer	1	0	0	0	-1	2	0	0	

Power Play: 1-6 16.7% / Penalty Killing: 4-4 100.0%

Power Play: 0-4 0.0% / Penalty Killing: 5-6 83.3%

Goaltending

PENGUINS										OILERS									
Goalie	GP	Min	WLOT	GA	SA	SV	GAA	SV%		Goalie	GP	Min	WLOT	GA	SA	SV	GAA	SV%	
Marc-Andre Fleury	1	60	1-0-0	1	29	28	1.00	.966		Devan Dubnyk	1	60	0-1-0	5	33	28	5.00	.848	

Goals by Period

PENGUINS						OILERS					
	1st	2nd	3rd	OT	Total		1st	2nd	3rd	OT	Total
Goals	1	2	2	0	5	Goals	0	0	1	0	1

Shots by Period

PENGUINS						OILERS					
	1st	2nd	3rd	OT	Total		1st	2nd	3rd	OT	Total
Shots	13	10	10	0	33	Shots	2	11	16	0	29

* - Overtime ** - Shootout



FLORIDA PANTHERS

WEBSITE: floridapanthers.com

PANTHERS VS. PENS

All-time scorer vs. Pittsburgh: Rob Niedermayer (28gp, 10-11-21)

All-time Pittsburgh scorer vs. Florida: Jaromir Jagr (29gp, 16-15-31)

Longest Florida win streak vs. Pittsburgh:

12, Apr. 3, 2002-Mar. 29, 2006

Longest Pittsburgh win streak vs. Florida:

5, Feb. 1, 1994-Feb. 7, 1995

Longest Florida undefeated streak vs. Pittsburgh:

12, Apr. 3, 2002-Mar. 29, 2006 (11-0-1)

Longest Pittsburgh undefeated streak vs. Florida:

6, Oct. 12, 1993-Feb. 7, 1995 (5-0-1)

Last Florida win at home:

Jan. 3, 2010 (6-2) (0-2-0 since last win)

Last Pittsburgh win at home:

Mar. 27, 2011 (2-1 SO) (0-0-0 since last win)

Last Florida win at Pittsburgh:

Jan. 3, 2009 (6-1) (0-2-3 since last win)

Last Pittsburgh win at Florida:

Apr. 2, 2011 (4-2) (0-0-0 since last win)

Most goals by Florida vs. Pittsburgh:

6, Jan. 3, 2010 (F, 6-2); Jan. 3, 2009 (F, 6-1); Nov. 25, 2005 (F, 6-3); Nov. 7, 2003 (F, 6-3); Feb. 6, 2003 (F, 6-0)

Most goals by Pittsburgh vs. Florida:

7, Dec. 30, 1998 (P, 7-4); Feb. 7, 1995 (P, 7-3)

Most goals by both teams:

Mar. 5, 2002 (P, 6-5 OT); Dec. 30, 1998 (P, 7-4); Dec. 30, 1995 (P, 6-5); Jan. 23, 1995 (P, 6-5);

Last Florida shutout vs. Pittsburgh:

Feb. 20, 2004 (2-0) – Roberto Luongo

Last Pittsburgh shutout vs. Florida:

Jan. 5, 2008 (3-0) – Ty Conklin

Last Florida hat trick vs. Pittsburgh:

Jan. 3, 2010 – Radek Dvorak

Last Pittsburgh hat trick vs. Florida:

Dec. 30, 1995 – Mario Lemieux

Last Pittsburgh trade with Florida:

Mar. 1, 2010 – Penguins acquire Jordan Leopold from Florida in exchange for 2010 second-round draft pick.

Pittsburgh's Overtime/Shootout Record vs. Florida: 8-3-4

YEAR BY YEAR

YEAR	PIT	ROAD	TOTAL	GF/GA
1993-94	1-0-1	2-0-0	3-0-1	10-7
1994-95	1-1-0	1-1-0	2-2-0	16-14
1995-96	2-0-0	1-1-0	3-1-0	12-10
1996-97	2-0-0	0-2-0	2-2-0	12-13
1997-98	0-1-1	1-1-0	1-2-1	11-12
1998-99	3-0-0	1-1-0	4-1-0	19-10
1999-00	1-1-0	1-1-0	2-2-0	9-10
2000-01	1-1-0	1-0-1	2-1-1	12-11
2001-02	1-0-1	0-2-0	1-2-1	10-12
2002-03	0-2-0	0-2-0	0-4-0	5-17
2003-04	0-2-0	0-2-0	0-4-0	6-16
2004-05	No Season			
2005-06	0-1-1	1-1-0	1-2-1	14-16
2006-07	1-1-0	1-1-0	2-2-0	9-9
2007-08	2-0-0	1-1-0	3-1-0	11-8
2008-09	1-1-0	1-1-0	2-2-0	11-14
2009-10	2-0-0	1-1-0	3-1-0	11-12
2010-11	2-0-0	2-0-0	4-0-0	15-7
TOTALS	20-11-4	15-18-1	35-29-5	193-198

PENGUINS					PANTHERS				
1st	2nd	3rd	OT	Total	1st	2nd	3rd	OT	Total



LOS ANGELES KINGS

WEBSITE: losangeleskings.com

KINGS VS. PENS

All-time scorer vs. Pittsburgh: Marcel Dionne (50gp, 29-41-70)

All-time Pittsburgh scorer vs. Los Angeles: Mario Lemieux (28gp, 19-42-61)

Longest Los Angeles win streak vs. Pittsburgh:
5, Feb. 27, 2001-Oct. 10, 2003; Mar. 14, 1984-Nov. 16, 1985

Longest Pittsburgh win streak vs. Los Angeles:
6, Nov. 15, 1969-Feb. 26, 1970

Longest Los Angeles undefeated streak vs. Pittsburgh:
8, Mar. 2, 1977-Mar. 14, 1978 (4-0-4)

Longest Pittsburgh undefeated streak vs. Los Angeles:
9, Nov. 15, 1979-Feb. 13, 1982 (4-0-5)

Last Los Angeles win at home:
Nov. 5, 2009 (5-2) (0-0-0 since last win)

Last Pittsburgh win at home:
Feb. 10, 2011 (2-1 OT) (0-0-0 since last win)

Last Los Angeles win at Pittsburgh:
Oct. 10, 2003 (3-0) (0-2-1 since last win)

Last Pittsburgh win at Los Angeles:
Nov. 1, 2006 (4-3 OT) (0-1-0 since last win)

Most goals by Los Angeles vs. Pittsburgh:
10, Jan. 21, 1987 (L, 10-5)

Most goals by Pittsburgh vs. Los Angeles:
8, Oct 20, 1971 (P, 8-1); Mar. 26, 1969 (P, 8-4)

Most goals by both teams:
15, Jan. 21, 1987 (L, 10-5)

Last Los Angeles shutout vs. Pittsburgh:
Oct. 10, 2003 (3-0) – Cristobal Huet

Last Pittsburgh shutout vs. Los Angeles:
Nov. 23, 1974 (0-0) – Gary Inness

Last Los Angeles hat trick vs. Pittsburgh:
Mar. 10, 1990 – Luc Robitaille

Last Pittsburgh hat trick vs. Los Angeles:
Feb. 10, 1990 – Rob Brown

Last Pittsburgh trade with Los Angeles:
Nov. 20, 2003 – Martin Straka to Los Angeles for Sergei Anshakov and Martin Strbak

Pittsburgh's Overtime/Shootout Record vs. Los Angeles: 5-5-4

YEAR BY YEAR

YEAR	PIT	ROAD	TOTAL	GF/GA
1967-68	3-2-0	1-4-0	4-6-0	26-33
1968-69	1-2-1	1-3-0	2-5-1	20-24
1969-70	4-0-0	2-2-0	6-2-0	20-11
1970-71	2-1-0	0-3-0	2-4-0	18-26
1971-72	3-0-0	1-1-1	4-1-1	29-19
1972-73	3-0-0	1-2-0	4-2-0	17-14
1973-74	1-2-0	0-2-0	1-4-0	6-14
1974-75	0-1-2	1-2-0	1-3-2	8-15
1975-76	3-0-0	2-1-0	5-1-0	29-16
1976-77	1-2-0	1-1-1	2-3-1	20-23
1977-78	0-1-2	0-2-1	0-3-3	15-21
1978-79	2-2-0	2-1-1	4-3-1	24-22
1979-80	1-1-0	0-0-2	1-1-2	13-12
1980-81	2-0-0	0-0-2	2-0-2	18-16
1981-82	1-0-1	0-1-0	1-1-1	15-16
1982-83	1-0-0	1-1-0	2-1-0	15-14
1983-84	1-1-0	0-1-0	1-2-0	15-16
1984-85	0-1-0	0-2-0	0-3-0	6-15
1985-86	2-0-0	0-1-0	2-1-0	16-12
1986-87	1-0-0	0-2-0	1-2-0	9-16
1987-88	0-0-2	1-0-0	1-0-2	15-13
1988-89	1-0-0	0-2-0	1-2-0	9-14
1989-90	1-1-0	0-1-0	1-2-0	13-22
1990-91	1-0-0	0-2-0	1-2-0	6-12
1991-92	0-2-0	0-1-0	0-3-0	8-14
1992-93	1-0-0	0-1-0	1-1-0	7-8
1993-94	1-0-0	0-1-0	1-1-0	7-10
1994-95	Did Not Play			
1995-96	0-1-0	0-1-0	0-2-0	4-6
1996-97	1-0-0	1-0-0	2-0-0	9-4
1997-98	0-0-1	1-0-0	1-0-1	5-4
1998-99	0-1-0	1-0-0	1-1-0	5-4
1999-00	0-1-0	0-1-0	0-2-0	7-10
2000-01	0-0-1	0-0-0	0-0-1	2-2
2001-02	0-1-0	0-1-0	0-2-0	7-9
2002-03	0-1-0	0-1-0	0-2-0	5-8
2003-04	0-1-0	0-0-0	0-1-0	0-3
2004-05	No Season			
2005-06	Did Not Play			
2006-07	0-0-0	1-0-0	1-0-0	4-3
2007-08	1-0-0	0-0-0	1-0-0	4-2
2008-09	1-0-0	0-0-0	1-0-0	4-1
2009-10	0-0-0	0-1-0	0-1-0	2-5
2010-11	1-0-0	0-0-0	1-0-0	2-1
TOTALS	41-25-10	18-45-8	59-70-18	464-510

PITTSBURGH PENGUINS vs. LOS ANGELES KINGS

2010-2011 REGULAR SEASON

at PITTSBURGH PENGUINS

Date	Score	W Goal
10 Feb '11 *	LAK 1 @ PIT 2	Jordan Staal

at LOS ANGELES KINGS

Date	Score	W Goal
	no games	

Individual Scoring

PENGUINS										KINGS									
Player	GP	G	A	P	+/-	PIM	PP	SH		Player	GP	G	A	P	+/-	PIM	PP	SH	
Jordan Staal	1	1	0	1	1	0	0	0		Jarret Stoll	1	1	0	1	-1	0	0	0	
Brett Sterling	1	1	0	1	1	0	0	0		Ryan Smyth	1	0	1	1	0	0	0	0	
Pascal Dupuis	1	0	1	1	1	2	0	0		Justin Williams	1	0	1	1	0	0	0	0	
Dustin Jeffrey	1	0	1	1	1	0	0	0		Dustin Brown	1	0	0	0	0	2	0	0	
Nick Johnson	1	0	1	1	1	0	0	0		Kyle Clifford	1	0	0	0	0	0	0	0	
Craig Adams	1	0	0	0	0	0	0	0		Drew Doughty	1	0	0	0	0	0	0	0	
Chris Conner	1	0	0	0	-1	0	0	0		Matt Greene	1	0	0	0	0	0	0	0	
Ryan Craig	1	0	0	0	0	5	0	0		Michal Handzus	1	0	0	0	0	0	0	0	
Deryk Engelland	1	0	0	0	0	5	0	0		Jack Johnson	1	0	0	0	-1	0	0	0	
Alex Goligoski	1	0	0	0	0	2	0	0		Anze Kopitar	1	0	0	0	0	0	0	0	
Tyler Kennedy	1	0	0	0	0	0	0	0		Trevor Lewis	1	0	0	0	0	0	0	0	
Kris Letang	1	0	0	0	1	0	0	0		Andrei Loktionov	1	0	0	0	-1	0	0	0	
Paul Martin	1	0	0	0	0	0	0	0		Alec Martinez	1	0	0	0	-1	0	0	0	
Zbynek Michalek	1	0	0	0	0	0	0	0		Willie Mitchell	1	0	0	0	1	2	0	0	
Brooks Orpik	1	0	0	0	1	2	0	0		Alexei Ponikarovsky	1	0	0	0	0	0	0	0	
Michael Rupp	1	0	0	0	-1	0	0	0		Rob Scuderi	1	0	0	0	0	0	0	0	
Maxime Talbot	1	0	0	0	-1	0	0	0		Wayne Simmonds	1	0	0	0	-1	5	0	0	
Joe Vitale	1	0	0	0	0	0	0	0		Kevin Westgarth	1	0	0	0	0	5	0	0	

Power Play: 0-2 0.0% / Penalty Killing: 3-3 100.0%

Power Play: 0-3 0.0% / Penalty Killing: 2-2 100.0%

Goaltending

PENGUINS										KINGS									
Goalie	GP	Min	WLOT	GA	SA	SV	GAA	SV%		Goalie	GP	Min	WLOT	GA	SA	SV	GAA	SV%	
Marc-Andre Fleury	1	65	1-0-0	1	33	32	0.93	.970		Jonathan Quick	1	64	0-0-1	2	26	24	1.87	.923	

Goals by Period

PENGUINS						KINGS					
	1st	2nd	3rd	OT	Total		1st	2nd	3rd	OT	Total
Goals	1	0	0	1	2	Goals	1	0	0	0	1

Shots by Period

PENGUINS						KINGS					
	1st	2nd	3rd	OT	Total		1st	2nd	3rd	OT	Total
Shots	5	11	8	2	26	Shots	13	2	14	4	33

* - Overtime ** - Shootout



MINNESOTA WILD

WEBSITE: minnesotawild.com

WILD VS. PENS

All-time scorer vs. Pittsburgh: Marian Gaborik (7gp, 3-4-7)

All-time Pittsburgh scorer vs. Minnesota: Sidney Crosby (5gp, 3-4-7)

Longest Minnesota win streak vs. Pittsburgh:

4, Nov. 18, 2008-Jan. 8, 2011

Longest Pittsburgh win streak vs. Minnesota:

None

Longest Minnesota undefeated streak vs. Pittsburgh:

5, Dec. 14, 2002-Dec. 8, 2005 (4-0-1)

Longest Pittsburgh undefeated streak vs. Minnesota:

2, Oct. 30, 2007-Nov. 18, 2008 (1-0-1)

Last Minnesota win at home:

Jan. 11, 2010 (4-3) (0-0-0 since last win)

Last Pittsburgh win at home:

Feb. 14, 2001 (2-1) (0-5-1 since last win)

Last Minnesota win at Pittsburgh:

Jan. 8, 2011 (4-0) (0-0-0 since last win)

Last Pittsburgh win at Minnesota:

Oct. 30, 2007 (4-2) (0-1-0 since last win)

Most goals by Minnesota vs. Pittsburgh:

6, Nov. 19, 2003 (M, 6-3)

Most goals by Pittsburgh vs. Minnesota:

4, Oct. 20, 2007 (P, 4-2)

Most goals by both teams:

8, Mar. 19, 2003 (M, 6-2)

Last Minnesota shutout vs. Pittsburgh:

Jan. 8, 2011 (4-0) – Niklas Backstrom

Last Pittsburgh shutout vs. Minnesota:

None

Last Minnesota hat trick vs. Pittsburgh:

None

Last Pittsburgh hat trick vs. Minnesota:

None

Last Pittsburgh trade with Minnesota:

Feb. 27, 2007 – Dominic Moore to Minnesota for a third-round selection in the 2007 NHL Entry Draft

Pittsburgh's Overtime/Shootout Record vs. Minnesota: 0-0-2

YEAR BY YEAR

YEAR	PIT	ROAD	TOTAL	GF/GA
2000-01	1-0-0	0-1-0	1-1-0	4-5
2001-02	0-1-0	0-0-0	0-1-0	2-5
2002-03	0-0-0	0-0-1	0-0-1	1-1
2003-04	0-1-0	0-1-0	0-2-0	4-10
2004-05	No Season			
2005-06	0-1-0	0-0-0	0-1-0	0-5
2006-07	Did Not Play			
2007-08	0-0-0	1-0-0	1-0-0	4-2
2008-09	0-0-1	0-0-0	0-0-1	1-2
2009-10	0-1-0	0-1-0	0-2-0	4-6
2010-11	0-1-0	0-0-0	0-1-0	0-4
TOTALS	1-5-1	1-3-1	2-8-2	20-40

PITTSBURGH PENGUINS vs. MINNESOTA WILD

2010-2011 REGULAR SEASON

at PITTSBURGH PENGUINS

Date	Score	W Goal
08 Jan '11	MIN 4 @ PIT 0	Chuck Kobasew

at MINNESOTA WILD

Date	Score	W Goal
	no games	

Individual Scoring

PENGUINS									WILD								
Player	GP	G	A	P	+/-	PIM	PP	SH	Player	GP	G	A	P	+/-	PIM	PP	SH
Craig Adams	1	0	0	0	-1	0	0	0	Kyle Brodziak	1	1	1	2	2	0	0	0
Arron Asham	1	0	0	0	0	0	0	0	Martin Havlat	1	1	1	2	2	0	0	0
Chris Conner	1	0	0	0	0	0	0	0	Cal Clutterbuck	1	1	0	1	1	2	0	0
Matt Cooke	1	0	0	0	-1	2	0	0	Chuck Kobasew	1	1	0	1	1	0	0	0
Pascal Dupuis	1	0	0	0	-1	2	0	0	Pierre-Marc Bouchard	1	0	1	1	1	0	0	0
Alex Goligoski	1	0	0	0	-1	0	0	0	Andrew Brunette	1	0	1	1	1	2	0	0
Tyler Kennedy	1	0	0	0	0	0	0	0	Matt Cullen	1	0	1	1	1	0	0	0
Chris Kunitz	1	0	0	0	-2	0	0	0	Mikko Koivu	1	0	1	1	1	2	0	0
Kris Letang	1	0	0	0	-2	0	0	0	Patrick O'Sullivan	1	0	1	1	1	0	0	0
Mark Letestu	1	0	0	0	-2	2	0	0	Cam Barker	1	0	0	0	4	0	0	0
Ben Lovejoy	1	0	0	0	-1	0	0	0	Brent Burns	1	0	0	0	0	0	0	0
Evgeni Malkin	1	0	0	0	-3	0	0	0	John Madden	1	0	0	0	0	0	0	0
Paul Martin	1	0	0	0	-2	0	0	0	Eric Nystrom	1	0	0	0	0	0	0	0
Zbynek Michalek	1	0	0	0	-2	2	0	0	Marco Scandella	1	0	0	0	4	0	0	0
Brooks Orpik	1	0	0	0	0	0	0	0	Nick Schultz	1	0	0	0	0	0	0	0
Michael Rupp	1	0	0	0	-1	0	0	0	Brad Staubitz	1	0	0	0	0	0	0	0
Jordan Staal	1	0	0	0	-1	0	0	0	Clayton Stoner	1	0	0	0	0	2	0	0
Maxime Talbot	1	0	0	0	0	2	0	0	Greg Zanon	1	0	0	0	0	0	0	0

Power Play: 0-4 0.0% / Penalty Killing: 5-5 100.0%

Power Play: 0-5 0.0% / Penalty Killing: 4-4 100.0%

Goaltending

PENGUINS									WILD								
Goalie	GP	Min	WLOT	GA	SA	SV	GAA	SV%	Goalie	GP	Min	WLOT	GA	SA	SV	GAA	SV%
Marc-Andre Fleury	1	60	0-1-0	3	36	33	3.02	.917	Jose Theodore	1	60	1-0-0	0	26	26	0.00	1.000

Goals by Period

PENGUINS						WILD					
	1st	2nd	3rd	OT	Total		1st	2nd	3rd	OT	Total
no stats						Goals	2	0	2	0	4

Shots by Period

PENGUINS						WILD					
	1st	2nd	3rd	OT	Total		1st	2nd	3rd	OT	Total
Shots	10	10	6	0	26	Shots	10	18	9	0	37

* - Overtime ** - Shootout



MONTREAL CANADIENS

WEBSITE: montrealcanadiens.com

CANADIENS VS. PENS

All-time scorer vs. Pittsburgh: Guy Lafleur (61gp, 44-53-97)

All-time Pittsburgh scorer vs. Montreal: Mario Lemieux (41gp, 26-41-67)

Longest Montreal win streak vs. Pittsburgh:

10, Apr. 2, 1975-Dec. 4, 1976

Longest Pittsburgh win streak vs. Montreal:

5, Feb. 19, 2009-Dec. 10, 2009

Longest Montreal undefeated streak vs. Pittsburgh:

18, Jan. 13, 1972-Jan. 26, 1975 (15-0-3)

Longest Pittsburgh undefeated streak vs. Montreal:

5, Feb. 19, 2009-Dec. 10, 2009 (5-0-0)

Last Montreal win at home:

Jan. 6, 2011 (2-1) (0-1-0 since last win)

Last Pittsburgh win at home:

Nov. 25, 2009 (3-1) (0-2-0 since last win)

Last Montreal win at Pittsburgh:

Mar. 12, 2011 (3-0) (0-0-0 since last win)

Last Pittsburgh win at Montreal:

Jan. 12, 2011 (5-2) (0-0-0 since last win)

Most goals by Montreal vs. Pittsburgh:

12, Feb. 22, 1979 (M, 12-0)

Most goals by Pittsburgh vs. Montreal:

7, Dec. 7, 1995 (P, 7-5); Jan. 15, 1983 (M, 8-7)

Most goals by both teams:

15, Jan. 15, 1983 (M, 8-7)

Last Montreal shutout vs. Pittsburgh:

Mar. 12, 2011 (3-0) – Carey Price

Last Pittsburgh shutout vs. Montreal:

Jan. 19, 2008 (2-0) – Dany Sabourin

Last Montreal hat trick vs. Pittsburgh:

Nov. 18, 2002 – Saku Koivu

Last Pittsburgh hat trick vs. Montreal:

Oct. 28, 2009 – Sidney Crosby

Last Pittsburgh trade with Montreal:

June 27, 2009 – Sixth-round pick in 2010 Entry Draft to Pittsburgh for seventh-round pick in 2009 Entry Draft.

Pittsburgh's Overtime/Shootout Record vs. Montreal: 7-4-15

YEAR BY YEAR

YEAR	PIT	ROAD	TOTAL	GF/GA
1967-68	0-2-0	0-2-0	0-4-0	11-16
1968-69	0-2-1	1-2-0	1-4-1	16-21
1969-70	2-1-0	0-3-0	2-4-0	15-19
1970-71	1-1-1	0-2-1	1-3-2	13-20
1971-72	1-1-1	0-3-0	1-4-1	16-25
1972-73	0-2-0	0-3-0	0-5-0	12-29
1973-74	0-3-0	0-1-1	0-4-1	10-21
1974-75	1-1-1	0-3-0	1-4-1	15-28
1975-76	0-3-0	0-3-0	0-6-0	19-35
1976-77	0-1-2	0-3-0	0-4-2	11-34
1977-78	1-2-0	0-3-0	1-5-0	19-35
1978-79	2-2-0	0-3-1	2-5-1	19-38
1979-80	1-0-1	0-2-0	1-2-1	14-22
1980-81	1-1-0	1-1-0	2-2-0	10-11
1981-82	1-0-0	0-2-0	1-2-0	9-14
1982-83	1-1-0	0-1-0	1-2-0	11-15
1983-84	0-0-1	0-2-0	0-2-1	6-11
1984-85	1-1-0	0-1-0	1-2-0	11-13
1985-86	0-1-0	0-1-1	0-2-1	10-13
1986-87	1-1-0	0-0-1	1-1-1	11-11
1987-88	1-0-0	1-1-0	2-1-0	11-8
1988-89	0-2-0	1-0-0	1-2-0	8-16
1989-90	1-0-0	0-2-0	1-2-0	4-17
1990-91	0-1-1	0-1-0	0-2-1	11-15
1991-92	1-0-0	0-2-0	1-2-0	8-9
1992-93	2-0-0	0-0-1	2-0-1	12-8
1993-94	1-1-0	0-2-1	1-3-1	7-20
1994-95	2-0-0	0-2-0	2-2-0	13-13
1995-96	1-2-0	0-2-0	1-4-0	17-23
1996-97	0-0-3	2-1-0	2-1-3	23-20
1997-98	1-2-0	2-0-1	3-2-1	14-10
1998-99	1-0-1	2-0-0	3-0-1	16-12
1999-00	1-1-0	0-2-0	1-3-0	8-16
2000-01	1-1-0	0-1-1	1-2-1	12-13
2001-02	0-2-0	0-2-0	0-4-0	2-9
2002-03	1-1-0	0-1-1	1-2-1	12-13
2003-04	0-2-0	0-2-0	0-4-0	5-20
2004-05	No Season			
2005-06	1-1-0	2-0-0	3-1-0	18-16
2006-07	2-0-0	0-1-1	2-1-1	16-17
2007-08	0-1-1	2-0-0	2-1-1	12-10
2008-09	1-1-0	1-1-0	2-2-0	12-12
2009-10	2-0-0	1-1-0	3-1-0	15-9
2010-11	0-2-0	1-0-1	1-2-1	8-10
TOTALS	34-46-14	17-65-12	51-111-26	522-747

PITTSBURGH PENGUINS vs. MONTRÉAL CANADIENS

2010-2011 REGULAR SEASON

at PITTSBURGH PENGUINS

Date	Score	W Goal
12 Mar '11	MTL 3 @ PIT 0	Tomas Plekanec
09 Oct '10	MTL 3 @ PIT 2	Scott Gomez

at MONTRÉAL CANADIENS

Date	Score	W Goal
12 Jan '11	PIT 5 @ MTL 2	Jordan Staal
06 Jan '11 **	PIT 1 @ MTL 2	Benoit Pouliot

Individual Scoring

PENGUINS										CANADIENS									
Player	GP	G	A	P	+/-	PIM	PP	SH		Player	GP	G	A	P	+/-	PIM	PP	SH	
Alex Goligoski	3	2	3	5	2	6	1	0		Michael Cammalleri	3	3	1	4	4	0	0	0	
Jordan Staal	3	1	2	3	-2	0	1	0		Tomas Plekanec	4	2	1	3	3	0	0	0	
Kris Letang	4	0	3	3	-1	2	0	0		Benoit Pouliot	4	1	2	3	3	6	0	0	
Chris Kunitz	4	1	1	2	-2	0	1	0		Scott Gomez	4	1	1	2	1	4	0	0	
Mark Letestu	4	1	1	2	0	5	0	0		David Desharnais	3	1	1	2	1	2	0	0	
Tyler Kennedy	4	1	0	1	-2	2	1	0		Brian Gionta	4	0	2	2	0	0	0	0	
Evgeni Malkin	3	1	0	1	0	0	0	0		Jeff Halpern	4	0	2	2	3	0	0	0	
Arron Asham	2	1	0	1	0	0	0	0		Mathieu Darche	2	0	2	2	2	0	0	0	
Paul Martin	4	0	1	1	-3	2	0	0		Travis Moen	4	1	0	1	0	0	0	0	
Matt Cooke	3	0	1	1	0	2	0	0		Andrei Kostitsyn	4	0	1	1	2	2	0	0	
Ben Lovejoy	3	0	1	1	1	2	0	0		Tom Pyatt	4	0	1	1	0	0	0	0	
Sidney Crosby	1	0	1	1	-1	0	0	0		P.K. Subban	4	0	1	1	1	9	0	0	
Craig Adams	4	0	0	0	-2	0	0	0		Josh Gorges	1	0	1	1	1	2	0	0	
Pascal Dupuis	4	0	0	0	-3	0	0	0		Hal Gill	4	0	0	0	1	0	0	0	
Zbynek Michalek	4	0	0	0	-6	0	0	0		Lars Eller	3	0	0	0	1	2	0	0	
Michael Rupp	4	0	0	0	-2	6	0	0		Jaroslav Spacek	3	0	0	0	2	0	0	0	
Maxime Talbot	4	0	0	0	0	9	0	0		Yannick Weber	3	0	0	0	0	2	0	0	
Deryk Engelland	3	0	0	0	-1	0	0	0		James Wisniewski	3	0	0	0	3	4	0	0	
Brooks Orpik	3	0	0	0	-2	2	0	0		Roman Hamrlik	2	0	0	0	2	0	0	0	
Chris Conner	2	0	0	0	2	0	0	0		Max Pacioretty	2	0	0	0	-2	0	0	0	
Mike Comrie	1	0	0	0	-1	9	0	0		Alexandre Picard	2	0	0	0	-1	0	0	0	
Dustin Jeffrey	1	0	0	0	-1	0	0	0		Dustin Boyd	1	0	0	0	-1	0	0	0	
Alex Kovalev	1	0	0	0	0	0	0	0		Maxim Lapierre	1	0	0	0	0	7	0	0	
James Neal	1	0	0	0	0	0	0	0		Paul Mara	1	0	0	0	0	7	0	0	
Matt Niskanen	1	0	0	0	-1	0	0	0		Ryan O'Byrne	1	0	0	0	0	2	0	0	
Eric Tangradi	1	0	0	0	-1	0	0	0		Ryan White	1	0	0	0	0	0	0	0	

Power Play: 4-17 23.5% / Penalty Killing: 13-13 100.0%

Power Play: 0-13 0.0% / Penalty Killing: 13-17 76.5%

Goaltending

PENGUINS										CANADIENS									
Goalie	GP	Min	WLOT	GA	SA	SV	GAA	SV%		Goalie	GP	Min	WLOT	GA	SA	SV	GAA	SV%	
Marc-Andre Fleury	3	145	1-2-0	8	61	53	3.30	.869		Carey Price	4	245	3-1-0	8	132	124	1.96	.939	
Brent Johnson	2	97	0-0-1	1	31	30	0.62	.968											

Goals by Period

PENGUINS						CANADIENS					
	1st	2nd	3rd	OT	Total		1st	2nd	3rd	OT	Total
Goals	2	3	3	0	8	Goals	3	4	2	0	9

Shots by Period

PENGUINS						CANADIENS					
	1st	2nd	3rd	OT	Total		1st	2nd	3rd	OT	Total
Shots	40	44	48	0	132	Shots	29	42	20	1	92

* - Overtime ** - Shootout



NASHVILLE PREDATORS

WEBSITE: nashvillepredators.com

PREDATORS VS. PENS

All-time scorer vs. Pittsburgh: Scott Walker (12gp, 3-10-13)

All-time Pittsburgh scorer vs. Nashville: Sidney Crosby (5gp, 3-7-10)

Longest Nashville win streak vs. Pittsburgh:

2, Jan. 8, 2009-Feb. 14, 2010

Longest Pittsburgh win streak vs. Nashville:

None

Longest Nashville undefeated streak vs. Pittsburgh:

6, Nov. 23, 2001-Jan. 15, 2006 (5-0-1)

Longest Pittsburgh undefeated streak vs. Nashville:

3, Feb. 13, 1999-Nov. 13, 1999 (2-0-1)

Last Nashville win at home:

Jan. 8, 2009 (5-3) (0-0-1 since last win)

Last Pittsburgh win at home:

Feb. 6, 2007 (4-1) (0-0-1 since last win)

Last Nashville win at Pittsburgh:

Feb. 14, 2010 (4-3 SO) (0-0-0 since last win)

Last Pittsburgh win at Nashville:

Oct. 21, 2010 (4-3 (OT) (0-0-0 since last win)

Most goals by Nashville vs. Pittsburgh:

9, Mar. 4, 2004 (N, 9-4)

Most goals by Pittsburgh vs. Nashville:

6, Nov. 13, 1999 (P, 6-2)

Most goals by both teams:

13, Mar. 4, 2004 (N, 9-4)

Last Nashville shutout vs. Pittsburgh:

Feb. 27, 2003 (6-0) – Tomas Vukoun

Last Pittsburgh shutout vs. Nashville:

None

Last Nashville hat trick vs. Pittsburgh:

None

Last Pittsburgh hat trick vs. Nashville:

None

Last Pittsburgh trade with Nashville:

July 19, 2006 – Dominic Moore and Libor Pivko to Pittsburgh for a 2007 third-round pick

Pittsburgh's Overtime/Shootout Record vs. Nashville: 2-0-3

YEAR BY YEAR

YEAR	PIT	ROAD	TOTAL	GF/GA
1998-99	0-0-1	1-0-0	1-0-1	4-3
1999-00	1-0-0	0-1-0	1-1-0	8-6
*2000-01	0-1-0	1-0-0	1-1-0	4-4
2001-02	0-0-0	0-1-0	0-1-0	0-5
2002-03	0-0-1	0-1-0	0-1-1	2-8
2003-04	0-1-0	0-1-0	0-2-0	6-12
2004-05	No Season			
2005-06	0-0-0	0-1-0	0-1-0	4-5
2006-07	1-0-0	0-0-0	1-0-0	4-1
2007-08	Did Not Play			
2008-09	0-0-0	0-1-0	0-1-0	3-5
2009-10	0-0-1	0-0-0	0-0-1	3-4
2010-11	0-0-0	1-0-0	1-0-0	4-3
TOTALS	2-2-3	3-6-0	5-8-3	42-56

* = Games played in Japan

PITTSBURGH PENGUINS vs. NASHVILLE PREDATORS

2010-2011 REGULAR SEASON

at PITTSBURGH PENGUINS

Date	Score	W Goal
	no games	

at NASHVILLE PREDATORS

Date	Score	W Goal
21 Oct '10 *	PIT 4 @ NSH 3	Kris Letang

Individual Scoring

PENGUINS										PREDATORS									
Player	GP	G	A	P	+/-	PIM	PP	SH		Player	GP	G	A	P	+/-	PIM	PP	SH	
Sidney Crosby	1	2	1	3	2	2	0	0		Martin Erat	1	0	2	2	0	2	0	0	
Kris Letang	1	1	2	3	2	0	0	0		Cody Franson	1	1	0	1	1	2	1	0	
Evgeni Malkin	1	1	1	2	2	0	0	0		Patric Hornqvist	1	1	0	1	-1	0	0	0	
Mike Comrie	1	0	1	1	1	0	0	0		David Legwand	1	1	0	1	-1	2	0	0	
Andrew Hutchinson	1	0	1	1	0	0	0	0		Francis Bouillon	1	0	1	1	-1	0	0	0	
Tyler Kennedy	1	0	1	1	1	0	0	0		Jordin Tootoo	1	0	1	1	1	0	0	0	
Chris Kunitz	1	0	1	1	0	0	0	0		Joel Ward	1	0	1	1	-1	0	0	0	
Craig Adams	1	0	0	0	0	0	0	0		Colin Wilson	1	0	1	1	1	0	0	0	
Matt Cooke	1	0	0	0	-1	0	0	0		J-P Dumont	1	0	0	0	0	0	0	0	
Pascal Dupuis	1	0	0	0	-1	2	0	0		Kevin Klein	1	0	0	0	-1	7	0	0	
Deryk Engelland	1	0	0	0	-1	5	0	0		Sergei Kostitsyn	1	0	0	0	0	0	0	0	
Alex Goligoski	1	0	0	0	2	2	0	0		Shane O'Brien	1	0	0	0	-1	0	0	0	
Mark Letestu	1	0	0	0	1	0	0	0		Cal O'Reilly	1	0	0	0	-2	0	0	0	
Ben Lovejoy	1	0	0	0	0	0	0	0		Jerred Smithson	1	0	0	0	-1	0	0	0	
Paul Martin	1	0	0	0	2	0	0	0		Nick Spaling	1	0	0	0	0	2	0	0	
Michael Rupp	1	0	0	0	0	2	0	0		Steve Sullivan	1	0	0	0	-1	0	0	0	
Maxime Talbot	1	0	0	0	-1	0	0	0		Alexander Sulzer	1	0	0	0	0	0	0	0	
Eric Tangradi	1	0	0	0	0	0	0	0		Shea Weber	1	0	0	0	-2	0	0	0	

Power Play: 0-5 0.0% / Penalty Killing: 3-4 75.0%

Power Play: 1-4 25.0% / Penalty Killing: 5-5 100.0%

Goaltending

PENGUINS										PREDATORS									
Goalie	GP	Min	WLOT	GA	SA	SV	GAA	SV%		Goalie	GP	Min	WLOT	GA	SA	SV	GAA	SV%	
Marc-Andre Fleury	1	64	1-0-0	3	24	21	2.82	.875		Pekka Rinne	1	64	0-0-1	4	38	34	3.76	.895	

Goals by Period

PENGUINS						PREDATORS					
	1st	2nd	3rd	OT	Total		1st	2nd	3rd	OT	Total
Goals	0	2	1	1	4	Goals	1	1	1	0	3

Shots by Period

PENGUINS						PREDATORS					
	1st	2nd	3rd	OT	Total		1st	2nd	3rd	OT	Total
Shots	7	11	17	3	38	Shots	6	10	5	3	24

* - Overtime ** - Shootout



NEW JERSEY DEVILS

Franchise played as Kansas City Scouts from 1974-75 to 1975-76 and Colorado Rockies from 1976-77 to 1981-82

WEBSITE: newjerseydevils.com

DEVILS VS. PENS

All-time scorer vs. Pittsburgh: Patrik Elias (70gp, 22-38-60)

All-time Pittsburgh scorer vs. New Jersey: Mario Lemieux (74gp, 47-88-135)

Longest New Jersey win streak vs. Pittsburgh:

6, Oct. 24, 2009-Mar. 17, 2010

Longest Pittsburgh win streak vs. New Jersey:

5, Feb. 22, 1981-Mar. 21, 1982

Longest New Jersey undefeated streak vs. Pittsburgh:

7, Dec. 23, 1987-Dec. 23, 1988 (5-0-2)

Longest Pittsburgh undefeated streak vs. New Jersey:

6, Jan. 6, 1986-Oct. 18, 1986 (5-0-1); Feb. 22, 1981-Mar. 21, 1982 (5-0-1)

Last New Jersey win at home:

Mar. 4, 2011 (2-1 OT) (0-0-0 since last win)

Last Pittsburgh win at home:

Apr. 5, 2011 (4-2) (0-0-0 since last win)

Last New Jersey win at Pittsburgh:

Dec. 21, 2009 (4-0) (0-2-1 since last win)

Last Pittsburgh win at New Jersey:

Oct. 11, 2010 (3-1) (0-1-1 since last win)

Most goals by New Jersey vs. Pittsburgh:

9, Oct. 28, 2000 (N, 9-0)

Most goals by Pittsburgh vs. New Jersey:

9, Dec. 13, 1990 (P, 9-5)

Most goals by both teams:

14, Dec. 13, 1990 (P, 9-5); Dec. 31, 1988 (P, 8-6); Oct. 26, 1986 (N, 8-6)

Last New Jersey shutout vs. Pittsburgh:

Mar. 25, 2011 (1-0 SOL) – Martin Brodeur

Last Pittsburgh shutout vs. New Jersey:

Mar. 25, 2011 (1-0) – Marc-Andre Fleury

Last New Jersey hat trick vs. Pittsburgh:

Apr. 15, 2006 – Patrik Elias

Last Pittsburgh hat trick vs. New Jersey:

Nov. 28, 2008 – Sidney Crosby

Last Pittsburgh trade with New Jersey:

Mar. 2002 – Stephane Richer to New Jersey for future considerations.

Pittsburgh's Overtime/Shootout Record vs. New Jersey: 5-8-11

YEAR BY YEAR

YEAR	PIT	ROAD	TOTAL	GF/GA
1974-75	1-0-1	1-0-1	2-0-2	19-14
1975-76	2-0-0	0-1-1	2-1-1	18-10
1976-77	1-1-0	1-1-0	2-2-0	11-11
1977-78	1-1-0	1-0-1	2-1-1	14-13
1978-79	2-0-0	1-1-0	3-1-0	21-13
1979-80	2-0-0	0-2-0	2-2-0	10-15
1980-81	2-0-0	1-1-0	3-1-0	20-13
1981-82	2-0-0	1-0-0	3-0-0	17-5
1982-83	1-2-1	0-1-2	1-3-3	23-26
1983-84	2-1-0	2-2-0	4-3-0	28-27
1984-85	1-3-0	1-2-0	2-5-0	25-34
1985-86	2-1-0	2-1-1	4-2-1	28-22
1986-87	2-2-0	1-2-0	3-4-0	34-31
1987-88	0-3-0	1-3-0	1-6-0	21-38
1988-89	3-0-1	1-1-1	4-1-2	29-24
1989-90	1-2-0	1-2-1	2-4-1	22-29
1990-91	4-0-0	0-3-0	4-3-0	37-31
1991-92	1-2-0	1-3-0	2-5-0	20-31
1992-93	3-1-0	3-1-1	6-2-1	33-25
1993-94	1-0-1	0-2-0	1-2-1	10-17
1994-95	1-0-0	0-0-2	1-0-2	11-8
1995-96	1-1-0	1-0-1	2-1-1	11-9
1996-97	0-2-0	1-1-0	1-3-0	12-13
1997-98	1-1-0	1-1-0	2-2-0	8-10
1998-99	0-2-0	1-2-0	1-4-0	13-17
1999-00	1-2-0	1-1-0	2-3-0	14-15
2000-01	1-1-0	2-0-1	3-1-1	17-21
2001-02	1-2-0	1-1-0	2-3-0	15-11
2002-03	0-2-0	1-2-0	1-4-0	10-14
2003-04	0-3-0	1-2-0	1-5-0	7-17
2004-05	No Season			
2005-06	2-1-1	1-3-0	3-4-1	27-30
2006-07	1-2-1	2-2-0	3-4-1	18-20
2007-08	1-3-0	3-0-1	4-3-1	28-17
2008-09	2-0-1	1-1-1	3-1-2	16-12
2009-10	0-3-0	0-3-0	0-6-0	5-22
2010-11	3-0-0	1-1-1	4-1-1	11-8
TOTALS	49-44-7	37-49-16	86-93-23	663-673

PITTSBURGH PENGUINS vs. NEW JERSEY DEVILS

2010-2011 REGULAR SEASON

at PITTSBURGH PENGUINS

Date	Score	W Goal
05 Apr '11	NJD 2 @ PIT 4	Chris Kunitz
25 Mar '11 **	NJD 0 @ PIT 1	James Neal
06 Dec '10	NJD 1 @ PIT 2	Sidney Crosby

at NEW JERSEY DEVILS

Date	Score	W Goal
04 Mar '11 *	PIT 1 @ NJD 2	Ilya Kovalchuk
20 Jan '11	PIT 0 @ NJD 2	Brian Rolston
11 Oct '10	PIT 3 @ NJD 1	Mark Letestu

Individual Scoring

PENGUINS

Player	GP	G	A	P	+/-	PIM	PP	SH
Chris Kunitz	5	2	2	4	3	4	0	0
Pascal Dupuis	6	2	1	3	4	4	0	1
Tyler Kennedy	6	1	1	2	-1	4	0	0
Paul Martin	6	1	1	2	-1	0	0	0
Jordan Staal	4	1	1	2	-2	2	1	0
Alex Goligoski	3	1	1	2	2	0	0	0
Sidney Crosby	2	1	1	2	4	2	0	0
Mark Letestu	5	1	0	1	-2	0	1	0
Craig Adams	6	0	1	1	1	2	0	0
Kris Letang	6	0	1	1	1	17	0	0
Zbynek Michalek	6	0	1	1	1	2	0	0
Maxime Talbot	6	0	1	1	1	11	0	0
Alex Kovalev	3	0	1	1	-1	0	0	0
James Neal	3	0	1	1	-1	0	0	0
Eric Tangradi	1	0	1	1	0	0	0	0
Michael Rupp	6	0	0	0	0	2	0	0
Chris Conner	5	0	0	0	0	0	0	0
Ben Lovejoy	5	0	0	0	0	2	0	0
Arron Asham	4	0	0	0	0	0	0	0
Matt Cooke	4	0	0	0	-1	0	0	0
Deryk Engelland	4	0	0	0	0	7	0	0
Matt Niskanen	3	0	0	0	0	2	0	0
Brooks Orpik	3	0	0	0	1	0	0	0
Mike Comrie	2	0	0	0	0	0	0	0
Dustin Jeffrey	2	0	0	0	0	0	0	0
Eric Godard	1	0	0	0	0	0	0	0
Evgeni Malkin	1	0	0	0	0	0	0	0

Power Play: 2-20 10.0% / Penalty Killing: 15-17 88.2%

DEVILS

Player	GP	G	A	P	+/-	PIM	PP	SH
Brian Rolston	5	3	1	4	1	6	1	0
Patrik Elias	6	1	3	4	1	2	0	0
Nick Palmieri	4	1	2	3	2	2	0	0
Andy Greene	6	0	2	2	1	2	0	0
Mattias Tedenby	4	0	2	2	2	2	0	0
Jason Arnott	3	0	2	2	-1	2	0	0
Ilya Kovalchuk	6	1	0	1	-7	2	1	0
Travis Zajac	6	1	0	1	-3	5	0	0
David Steckel	3	1	0	1	1	0	0	0
Rod Pelley	5	0	1	1	2	2	0	0
David Clarkson	6	0	0	0	0	7	0	0
Henrik Tallinder	6	0	0	0	-1	4	0	0
Dainius Zubrus	6	0	0	0	-1	4	0	0
Mark Fayne	5	0	0	0	1	0	0	0
Colin White	5	0	0	0	-1	4	0	0
Adam Mair	4	0	0	0	-3	0	0	0
Anton Volchenkov	4	0	0	0	-1	0	0	0
Mark Fraser	3	0	0	0	-1	0	0	0
Jacob Josefson	3	0	0	0	0	2	0	0
Anssi Salmela	3	0	0	0	2	2	0	0
Vladimir Zharkov	3	0	0	0	0	0	0	0
Jamie Langenbrunner	2	0	0	0	-3	0	0	0
Matthew Corrente	1	0	0	0	0	0	0	0
Jay Leach	1	0	0	0	0	0	0	0
Olivier Magnan	1	0	0	0	0	0	0	0
Zach Parise	1	0	0	0	-2	2	0	0
Tim Sestito	1	0	0	0	0	5	0	0
Matt Taormina	1	0	0	0	0	0	0	0
Alexander Urbom	1	0	0	0	0	0	0	0

Power Play: 2-17 11.8% / Penalty Killing: 18-20 90.0%

Goaltending

PENGUINS

Goalie	GP	Min	WLOT	GA	SA	SV	GAA	SV%
Marc-Andre Fleury	3	185	3-0-0	3	73	70	0.97	.959
Brent Johnson	3	184	1-1-1	5	81	76	1.63	.938

DEVILS

Goalie	GP	Min	WLOT	GA	SA	SV	GAA	SV%
Martin Brodeur	4	248	2-1-1	3	105	102	0.72	.971
Johan Hedberg	2	119	0-2-0	6	61	55	3.03	.902

Goals by Period

PENGUINS

	1st	2nd	3rd	OT	Total
Goals	3	4	3	0	10

DEVILS

	1st	2nd	3rd	OT	Total
Goals	3	2	2	1	8

Shots by Period

PENGUINS

	1st	2nd	3rd	OT	Total
Shots	57	57	50	3	167

DEVILS

	1st	2nd	3rd	OT	Total
Shots	39	57	54	4	154

* - Overtime ** - Shootout



NEW YORK ISLANDERS

WEBSITE: newyorkislanders.com

ISLANDERS VS. PENS

All-time scorer vs. Pittsburgh: Bryan Trottier (82gp, 47-58-105)

All-time Pittsburgh scorer vs. Islanders: Mario Lemieux (72gp, 50-80-130)

Longest Islanders win streak vs. Pittsburgh:

6, Dec. 20, 1983-Nov. 10, 1984

Longest Pittsburgh win streak vs. Islanders:

5, Jan. 19, 2010-Oct. 15, 2010

Longest Islanders undefeated streak vs. Pittsburgh:

9, Feb. 1, 1986-Mar. 10, 1987 (7-0-2)

Longest Pittsburgh undefeated streak vs. Islanders:

9, Oct. 17, 1972-Mar. 20, 1974 (6-0-3)

Last Islanders win at home:

Feb. 11, 2011 (9-3) (0-0-1 since last win)

Last Pittsburgh win at home:

Feb. 2, 2011 (3-0) (0-0-0 since last win)

Last Islanders win at Pittsburgh:

Dec. 21, 2007 (4-2) (0-10-1 since last win)

Last Pittsburgh win at Islanders:

Apr. 8, 2011 (4-3 SO) (0-0-0 since last win)

Most goals by Islanders vs. Pittsburgh:

11, Dec. 20, 1983 (NY, 11-3)

Most goals by Pittsburgh vs. Islanders:

9, Dec. 11, 2008 (P, 9-2); Dec. 30, 1999 (P, 9-3); Dec. 13, 1972 (P, 9-1)

Most goals by both teams:

15, Feb. 6, 1990 (NY, 8-7)

Last Islanders shutout vs. Pittsburgh:

Jan. 9, 1986 (9-0) – Kelly Hrudey

Last Pittsburgh shutout vs. Islanders:

Feb. 2, 2011 (3-0) – Brent Johnson and Marc-Andre Fleury

Last Islanders hat trick vs. Pittsburgh:

Feb. 4, 2006 – Miroslav Satan

Last Pittsburgh hat trick vs. Islanders:

Jan. 19, 2010 – Evgeni Malkin

Last Pittsburgh trade with Islanders:

Mar. 4, 2009 – Bill Guerin to Pittsburgh for a conditional third-round draft choice in the 2009 Entry Draft

Pittsburgh's Overtime/Shootout Record vs. Islanders: 12-3-16

YEAR BY YEAR

YEAR	PIT	ROAD	TOTAL	GF/GA
1972-73	2-0-1	2-0-0	4-0-1	22-4
1973-74	0-0-2	2-1-0	2-1-2	9-8
1974-75	2-0-0	0-2-0	2-2-0	15-10
1975-76	1-1-0	0-1-1	1-2-1	15-21
1976-77	1-1-0	1-1-0	2-2-0	11-13
1977-78	1-0-1	0-2-0	1-2-1	14-15
1978-79	0-1-1	0-0-2	0-1-3	11-13
1979-80	0-0-2	1-0-1	1-0-3	10-9
1980-81	2-0-0	0-1-1	2-1-1	19-16
1981-82	2-2-0	0-4-0	2-6-0	22-40
1982-83	1-2-0	1-3-0	2-5-0	13-29
1983-84	0-4-0	1-2-0	1-6-0	26-38
1984-85	2-1-0	0-4-0	2-5-0	20-30
1985-86	1-2-1	0-3-0	1-5-1	21-38
1986-87	0-2-1	0-3-1	0-5-2	19-29
1987-88	2-1-1	2-1-0	4-2-1	32-28
1988-89	3-0-0	1-2-1	4-2-1	32-26
1989-90	3-1-0	0-2-1	3-3-1	32-35
1990-91	2-1-0	3-1-0	5-2-0	33-23
1991-92	2-1-1	3-0-0	5-1-1	39-31
1992-93	2-2-0	2-1-0	4-3-0	26-21
1993-94	0-2-0	2-0-0	2-2-0	11-14
1994-95	2-0-0	1-1-0	3-1-0	16-10
1995-96	1-1-0	2-0-0	3-1-0	19-16
1996-97	1-1-0	1-1-0	2-2-0	12-14
1997-98	1-1-0	1-1-0	2-2-0	14-11
1998-99	1-2-0	1-1-0	2-3-0	12-20
1999-00	2-0-0	2-1-0	4-1-0	26-12
2000-01	2-1-0	0-2-0	2-3-0	17-17
2001-02	0-1-1	2-1-0	2-2-1	17-19
2002-03	1-2-0	0-2-0	1-4-0	13-22
2003-04	0-1-2	1-2-0	1-3-2	16-26
2004-05	No Season			
2005-06	2-0-2	2-0-2	4-0-4	32-18
2006-07	3-1-0	1-3-0	4-4-0	29-28
2007-08	3-1-0	2-2-0	5-3-0	22-21
2008-09	3-0-0	2-0-1	5-0-1	27-12
2009-10	3-0-0	2-1-0	5-1-0	28-19
2010-11	3-0-0	1-1-1	4-1-1	15-16
TOTALS	57-36-16	42-53-12	99-89-28	767-772

PITTSBURGH PENGUINS vs. NEW YORK ISLANDERS

2010-2011 REGULAR SEASON

at PITTSBURGH PENGUINS

Date	Score	W Goal
02 Feb '11	NYI 0 @ PIT 3	Tyler Kennedy
25 Jan '11	NYI 0 @ PIT 1	Craig Adams
15 Oct '10 *	NYI 2 @ PIT 3	Alex Goligoski

at NEW YORK ISLANDERS

Date	Score	W Goal
08 Apr '11 **	PIT 4 @ NYI 3	Chris Kunitz
11 Feb '11	PIT 3 @ NYI 9	Michael Grabner
29 Dec '10 **	PIT 1 @ NYI 2	PA Parenteau

Individual Scoring

PENGUINS

Player	GP	G	A	P	+/-	PIM	PP	SH
Tyler Kennedy	6	2	3	5	-2	9	2	0
Michael Rupp	6	2	1	3	0	28	0	0
Kris Letang	6	1	2	3	-1	31	1	0
Craig Adams	5	1	2	3	1	22	0	0
Mark Letestu	4	1	2	3	4	0	0	0
Paul Martin	6	0	3	3	1	2	0	0
Alex Goligoski	5	1	1	2	0	0	1	0
Zbynek Michalek	5	1	1	2	-2	6	1	0
Arron Asham	3	0	2	2	2	10	0	0
Maxime Talbot	6	1	0	1	-4	19	0	0
Chris Kunitz	5	1	0	1	0	4	0	0
Jordan Staal	4	1	0	1	0	4	1	0
Chris Conner	3	1	0	1	1	0	0	0
Eric Tangradi	3	1	0	1	-1	0	0	0
Pascal Dupuis	6	0	1	1	-2	17	0	0
Deryk Engelland	5	0	1	1	-2	14	0	0
Eric Godard	4	0	1	1	1	53	0	0
Sidney Crosby	2	0	1	1	-2	0	0	0
Dustin Jeffrey	2	0	1	1	2	0	0	0
Evgeni Malkin	2	0	1	1	1	0	0	0
Brett Sterling	1	0	1	1	-1	12	0	0
Joe Vitale	1	0	1	1	-2	7	0	0
Brooks Orpik	5	0	0	0	-2	12	0	0
Matt Cooke	4	0	0	0	0	18	0	0
Ben Lovejoy	3	0	0	0	0	0	0	0
Mike Comrie	1	0	0	0	-1	0	0	0
Ryan Craig	1	0	0	0	-3	12	0	0
Andrew Hutchinson	1	0	0	0	0	0	0	0
Nick Johnson	1	0	0	0	-2	0	0	0
Alex Kovalev	1	0	0	0	-1	0	0	0
James Neal	1	0	0	0	0	0	0	0

Power Play: 6-32 18.8% / Penalty Killing: 24-28 85.7%

ISLANDERS

Player	GP	G	A	P	+/-	PIM	PP	SH
Travis Hamonic	5	2	4	6	2	22	0	0
Matt Moulson	6	2	3	5	1	0	1	0
Michael Grabner	6	2	2	4	3	0	0	1
Blake Comeau	5	2	2	4	-1	2	1	0
John Tavares	5	1	3	4	0	4	0	0
Josh Bailey	6	2	1	3	1	17	1	0
PA Parenteau	6	1	1	2	1	8	1	0
Radek Martinek	5	1	1	2	2	2	0	0
Jesse Joensuu	2	1	1	2	1	0	0	0
Micheal Haley	2	1	0	1	1	41	0	0
Jack Hillen	5	0	1	1	-1	10	0	0
Matt Martin	5	0	1	1	0	43	0	0
Frans Nielsen	5	0	1	1	2	4	0	0
Bruno Gervais	4	0	1	1	4	0	0	0
Kyle Okposo	4	0	1	1	1	18	0	0
Milan Jurcina	3	0	1	1	2	4	0	0
Doug Weight	1	0	1	1	0	0	0	0
Zenon Konopka	6	0	0	0	1	76	0	0
Andrew MacDonald	5	0	0	0	1	7	0	0
Trevor Gillies	4	0	0	0	1	54	0	0
Dylan Reese	3	0	0	0	-1	0	0	0
Rob Schremp	3	0	0	0	-1	0	0	0
Jeremy Colliton	2	0	0	0	0	0	0	0
Mark Eaton	2	0	0	0	0	0	0	0
Jon Sim	2	0	0	0	-1	2	0	0
Jamie Doornbosch	1	0	0	0	-1	0	0	0
Trent Hunter	1	0	0	0	-1	0	0	0
Mark Katic	1	0	0	0	-1	0	0	0
Mike Mottau	1	0	0	0	-2	0	0	0
Nino Niederreiter	1	0	0	0	-1	6	0	0
Ty Wishart	1	0	0	0	1	0	0	0

Power Play: 4-28 14.3% / Penalty Killing: 26-32 81.2%

Goaltending

PENGUINS

Goalie	GP	Min	WLOT	GA	SA	SV	GAA	SV%
Marc-Andre Fleury	5	206	2-0-1	6	102	96	1.74	.941
Brent Johnson	3	165	2-1-0	9	71	62	3.28	.873

ISLANDERS

Goalie	GP	Min	WLOT	GA	SA	SV	GAA	SV%
Rick DiPietro	3	184	1-1-1	6	88	82	1.95	.932
Mikko Koskinen	1	60	1-0-0	3	38	35	3.00	.921
Al Montoya	1	64	0-0-1	3	38	35	2.82	.921
Kevin Poulin	2	59	0-1-0	1	32	31	1.01	.969

Goals by Period

PENGUINS

	1st	2nd	3rd	OT	Total
Goals	3	6	4	1	14

ISLANDERS

	1st	2nd	3rd	OT	Total
Goals	4	8	3	0	15

Shots by Period

PENGUINS

	1st	2nd	3rd	OT	Total
Shots	61	75	52	9	197

ISLANDERS

	1st	2nd	3rd	OT	Total
Shots	56	54	57	6	173



NEW YORK RANGERS

WEBSITE: newyorkrangers.com

RANGERS VS. PENS

All-time scorer vs. Pittsburgh: Brian Leetch (72gp, 19-70-89)

All-time Pittsburgh scorer vs. Rangers: Mario Lemieux (70gp, 61-71-132)

Longest Rangers win streak vs. Pittsburgh:

5, Nov. 18, 1973-Nov. 24, 1974

Longest Pittsburgh win streak vs. Rangers:

7, Jan. 18, 2009-Jan. 25, 2010

Longest Rangers undefeated streak vs. Pittsburgh:

12, Jan. 7, 1970-Oct. 30, 1971 (8-0-4)

Longest Pittsburgh undefeated streak vs. Rangers:

9, Jan. 18, 2009-Mar. 2, 2010 (8-0-1); Mar. 11, 2000-Jan. 5, 2002 (8-0-1)

Last Rangers win at home:

Feb. 13, 2011 (5-3) (0-0-0 since last win)

Last Pittsburgh win at home:

Nov. 28, 2009 (8-3) (0-2-2 since last win)

Last Rangers win at Pittsburgh:

Mar. 20, 2011 (5-2) (0-0-0 since last win)

Last Pittsburgh win at Rangers:

Feb. 1, 2011 (4-3 SO) (0-1-0 since last win)

Most goals by Rangers vs. Pittsburgh:

11, Nov. 25, 1992 (NY, 11-3)

Most goals by Pittsburgh vs. Rangers:

10, Apr. 9, 1993 (P, 10-4)

Most goals by both teams:

14, Oct. 14, 2000 (P, 8-6); Apr. 9, 1993 (P, 10-4); Nov. 25, 1992 (NY, 11-3)

Last Rangers shutout vs. Pittsburgh:

Jan. 5, 2009 (4-0) – Henrik Lundqvist

Last Pittsburgh shutout vs. Rangers:

Jan. 18, 2009 (3-0) – Marc-Andre Fleury

Last Rangers hat trick vs. Pittsburgh:

Nov. 15, 2005 – Jaromir Jagr

Last Pittsburgh hat trick vs. Rangers:

Nov. 30, 2009 – Mike Rupp

Last Pittsburgh trade with Rangers:

Feb. 10, 2003 – Alexei Kovalev, Dan LaCouture, Janne Laukkanen and Mike Wilson to New York for Rico Fata, Mikael Samuelsson, Richard Lintner and Joel Bouchard

Pittsburgh's Overtime/Shootout Record vs. Rangers: 17-8-15

YEAR BY YEAR

YEAR	PIT	ROAD	TOTAL	GF/GA
1967-68	0-1-1	0-2-0	0-3-1	7-15
1968-69	1-2-0	0-3-0	1-5-0	16-27
1969-70	0-3-0	1-1-1	1-4-1	7-18
1970-71	0-3-0	0-2-1	0-5-1	7-24
1971-72	1-1-1	0-2-1	1-3-2	12-22
1972-73	1-1-0	1-2-0	2-3-0	16-24
1973-74	0-3-0	1-1-0	1-4-0	12-25
1974-75	1-1-0	1-1-0	2-2-0	22-20
1975-76	2-0-0	1-1-0	3-1-0	23-12
1976-77	0-1-1	2-0-0	2-1-1	12-8
1977-78	1-0-1	1-0-1	2-0-2	16-12
1978-79	1-1-0	1-1-0	2-2-0	15-7
1979-80	1-1-0	1-1-0	2-2-0	15-14
1980-81	1-1-0	1-0-1	2-1-1	17-14
1981-82	1-2-1	2-2-0	3-4-1	32-35
1982-83	1-2-1	0-3-0	1-5-1	19-34
1983-84	1-2-0	1-3-0	2-5-0	25-35
1984-85	2-2-0	1-2-0	3-4-0	29-34
1985-86	1-1-1	3-1-0	4-2-1	28-24
1986-87	1-2-1	1-1-1	2-3-2	23-26
1987-88	2-0-1	1-2-1	3-2-2	29-27
1988-89	2-1-1	1-2-0	3-3-1	32-32
1989-90	2-0-1	3-1-0	5-1-1	34-23
1990-91	2-2-0	2-1-0	4-3-0	32-28
1991-92	1-2-0	1-3-0	2-5-0	25-32
1992-93	2-1-0	3-1-0	5-2-0	31-24
1993-94	2-0-0	0-2-0	2-2-0	19-18
1994-95	2-0-0	1-0-0	3-0-0	13-10
1995-96	1-1-0	1-1-0	2-2-0	15-13
1996-97	0-2-0	0-2-0	0-4-0	8-26
1997-98	1-0-1	1-1-0	2-1-1	8-8
1998-99	0-0-2	1-1-1	1-1-3	10-14
1999-00	2-1-0	1-1-0	3-2-0	19-15
2000-01	2-0-0	2-0-1	4-0-1	28-19
2001-02	3-0-0	0-2-0	3-2-0	13-10
2002-03	1-1-0	2-1-0	3-2-0	16-6
2003-04	1-2-0	2-1-0	3-3-0	20-23
2004-05	No Season			
2005-06	2-2-0	1-3-0	3-5-0	18-30
2006-07	3-0-1	2-1-1	5-1-2	21-18
2007-08	3-0-1	0-3-1	3-3-2	16-21
2008-09	3-0-0	0-1-2	3-1-2	17-15
2009-10	2-0-1	3-0-0	5-0-1	27-16
2010-11	0-2-1	2-1-0	2-3-1	15-21
TOTALS	56-47-18	49-60-13	105-107-31	819-879

PITTSBURGH PENGUINS vs. NEW YORK RANGERS

2010-2011 REGULAR SEASON

at PITTSBURGH PENGUINS

Date	Score	W Goal
20 Mar '11	NYR 5 @ PIT 2	Ryan Callahan
15 Dec '10	NYR 4 @ PIT 1	Alex Frolov
15 Nov '10 *	NYR 3 @ PIT 2	Ryan Callahan

at NEW YORK RANGERS

Date	Score	W Goal
13 Feb '11	PIT 3 @ NYR 5	Ryan Callahan
01 Feb '11 **	PIT 4 @ NYR 3	Dustin Jeffrey
29 Nov '10	PIT 3 @ NYR 1	Kris Letang

Individual Scoring

PENGUINS										RANGERS									
Player	GP	G	A	P	+/-	PIM	PP	SH		Player	GP	G	A	P	+/-	PIM	PP	SH	
Chris Kunitz	4	3	1	4	2	0	0	1		Ryan Callahan	6	5	4	9	2	13	4	0	
Pascal Dupuis	6	0	4	4	1	4	0	0		Brandon Dubinsky	6	1	6	7	3	6	0	0	
Alex Goligoski	5	0	3	3	0	4	0	0		Artem Anisimov	6	4	1	5	1	0	1	0	
Sidney Crosby	3	0	3	3	-1	2	0	0		Marian Gaborik	6	2	3	5	0	2	1	0	
Chris Conner	6	1	1	2	1	2	0	0		Brian Boyle	6	2	2	4	4	2	0	0	
Kris Letang	6	1	1	2	-1	8	0	0		Marc Staal	5	1	3	4	2	6	0	1	
Michael Rupp	6	1	1	2	-1	5	0	0		Erik Christensen	5	2	1	3	-1	0	1	0	
Maxime Talbot	6	1	1	2	1	0	0	0		Dan Girardi	6	0	3	3	4	4	0	0	
Deryk Engelland	5	1	1	2	2	7	0	0		Mats Zuccarello	3	0	3	3	-3	0	0	0	
Evgeni Malkin	3	1	1	2	-2	2	0	0		Derek Stepan	6	1	1	2	-1	4	0	0	
Jordan Staal	3	1	1	2	-1	10	0	0		Alex Frolov	3	1	1	2	0	0	0	0	
Brooks Orpik	5	0	2	2	1	2	0	0		Michael Del Zotto	4	0	2	2	0	2	0	0	
Matt Cooke	5	1	0	1	-2	23	0	0		Wojtek Wolski	3	0	2	2	1	0	0	0	
Dustin Jeffrey	3	1	0	1	0	2	1	0		Michal Rozsival	2	0	2	2	2	0	0	0	
Nick Johnson	1	1	0	1	0	0	0	0		Brandon Prust	6	1	0	1	1	12	0	0	
Brett Sterling	1	1	0	1	-1	4	1	0		Vinny Prospal	2	1	0	1	0	0	0	0	
Zbynek Michalek	6	0	1	1	-1	2	0	0		Ruslan Fedotenko	4	0	1	1	-1	0	0	0	
Tyler Kennedy	5	0	1	1	-2	5	0	0		Matt Gilroy	4	0	1	1	-1	0	0	0	
Ben Lovejoy	2	0	1	1	-1	0	0	0		Ryan McDonagh	3	0	1	1	2	2	0	0	
James Neal	1	0	1	1	0	0	0	0		Bryan McCabe	1	0	1	1	0	0	0	0	
Craig Adams	6	0	0	0	-1	0	0	0		Michael Sauer	6	0	0	0	1	6	0	0	
Paul Martin	6	0	0	0	-4	0	0	0		Sean Avery	5	0	0	0	-3	14	0	0	
Arron Asham	3	0	0	0	-1	5	0	0		Steve Eminger	5	0	0	0	-4	0	0	0	
Mark Letestu	3	0	0	0	1	0	0	0		Chris Drury	2	0	0	0	1	0	0	0	
Eric Godard	2	0	0	0	0	0	0	0		Todd White	2	0	0	0	-1	0	0	0	
Mike Comrie	1	0	0	0	0	5	0	0		Kris Newbury	1	0	0	0	0	2	0	0	
Ryan Craig	1	0	0	0	0	0	0	0		Power Play: 7-22 31.8% / Penalty Killing: 20-22 90.9%									
Alex Kovalev	1	0	0	0	1	0	0	0											
Matt Niskanen	1	0	0	0	0	4	0	0											
Joe Vitale	1	0	0	0	-1	0	0	0											
Tim Wallace	1	0	0	0	-1	0	0	0											

Power Play: 2-22 9.1% / Penalty Killing: 15-22 68.2%

Goaltending

PENGUINS										RANGERS									
Goalie	GP	Min	WLOT	GA	SA	SV	GAA	SV%		Goalie	GP	Min	WLOT	GA	SA	SV	GAA	SV%	
Marc-Andre Fleury	5	307	2-2-1	16	137	121	3.13	.883		Henrik Lundqvist	6	367	4-1-1	14	189	175	2.29	.926	
Brent Johnson	1	60	0-1-0	4	22	18	4.00	.818											

Goals by Period

PENGUINS						RANGERS					
	1st	2nd	3rd	OT	Total		1st	2nd	3rd	OT	Total
Goals	5	5	4	0	14	Goals	4	7	9	1	21

Shots by Period

PENGUINS						RANGERS					
	1st	2nd	3rd	OT	Total		1st	2nd	3rd	OT	Total
Shots	65	72	50	2	189	Shots	44	52	59	5	160

* - Overtime ** - Shootout



OTTAWA SENATORS

WEBSITE: ottawasenators.com

SENATORS VS. PENS

All-time scorer vs. Pittsburgh: Daniel Alfredsson (58gp, 19-35-54)

All-time Pittsburgh scorer vs. Ottawa: Jaromir Jagr (36gp, 29-28-57)

Longest Ottawa win streak vs. Pittsburgh:

7, Jan. 22, 2004-Nov. 10, 2006

Longest Pittsburgh win streak vs. Ottawa:

14, Jan. 3, 1994-Apr. 11, 1996

Longest Ottawa undefeated streak vs. Pittsburgh:

8, Dec. 26, 2003-Nov. 10, 2006 (7-0-1)

Longest Pittsburgh undefeated streak vs. Ottawa:

16, Nov. 27, 1994-Apr. 11, 1996 (15-0-1)

Last Ottawa win at home:

Dec. 26, 2010 (0-1-0 since last win)

Last Pittsburgh win at home:

Nov. 26, 2010 (2-1) (0-0-0 since last win)

Last Ottawa win at Pittsburgh:

Jan. 28, 2010 (4-1) (0-2-0 since last win)

Last Pittsburgh win at Ottawa:

Mar. 15, 2011 (5-1) (0-0-0 since last win)

Most goals by Ottawa vs. Pittsburgh:

7, Feb. 2, 2006 (O, 7-2); Mar. 9, 2000 (O, 7-0)

Most goals by Pittsburgh vs. Ottawa:

8, Dec. 23, 2009 (P, 8-2)

Most goals by both teams:

11, Nov. 22, 2007 (P, 6-5)

Last Ottawa shutout vs. Pittsburgh:

Feb. 12, 2003 (3-0) – Patrick Lalime

Last Pittsburgh shutout vs. Ottawa:

Nov. 26, 1999 (5-0) – Tom Barrasso

Last Ottawa hat trick vs. Pittsburgh:

Dec. 6, 2008 – Jason Spezza

Last Pittsburgh hat trick vs. Ottawa:

Dec. 23, 2009 – Evgeni Malkin

Last Pittsburgh trade with Ottawa:

Feb. 24, 2011 – Alex Kovalev to Pittsburgh for a conditional 2011 seventh-round draft pick

Pittsburgh's Overtime/Shootout Record vs. Ottawa: 6-1-10

YEAR BY YEAR

YEAR	PIT	ROAD	TOTAL	GF/GA
1992-93	2-0-0	1-1-0	3-1-0	20-9
1993-94	2-0-1	2-0-0	4-0-1	19-6
1994-95	2-0-0	2-0-0	4-0-0	18-12
1995-96	3-0-0	3-0-0	6-0-0	32-11
1996-97	3-0-0	1-1-1	4-1-1	24-15
1997-98	0-0-2	1-1-1	1-1-3	6-7
1998-99	1-1-0	1-0-1	2-1-1	13-12
1999-00	1-0-1	0-2-0	1-2-1	7-10
2000-01	1-1-0	1-0-1	2-1-1	14-11
2001-02	1-1-0	1-1-0	2-2-0	11-12
2002-03	0-2-0	1-1-0	1-3-0	7-13
2003-04	1-1-0	0-1-1	1-2-1	13-16
2004-05	No Season			
2005-06	0-2-0	0-2-0	0-4-0	9-21
2006-07	1-1-0	2-0-0	3-1-0	13-15
2007-08	0-1-1	1-1-0	1-2-1	13-18
2008-09	0-1-1	1-1-0	1-2-1	10-13
2009-10	1-1-0	1-1-0	2-2-0	15-13
2010-11	2-0-0	1-1-0	3-1-0	13-7
TOTALS	21-12-6	20-14-5	41-26-11	257-221

PITTSBURGH PENGUINS vs. OTTAWA SENATORS

2010-2011 REGULAR SEASON

at PITTSBURGH PENGUINS

Date	Score	W Goal
26 Nov '10	OTT 1 @ PIT 2	Alex Goligoski
18 Oct '10	OTT 2 @ PIT 5	Evgeni Malkin

at OTTAWA SENATORS

Date	Score	W Goal
15 Mar '11	PIT 5 @ OTT 1	Jordan Staal
26 Dec '10	PIT 1 @ OTT 3	Erik Karlsson

Individual Scoring

PENGUINS

Player	GP	G	A	P	+/-	PIM	PP	SH
Sidney Crosby	3	2	2	4	0	4	1	0
Tyler Kennedy	4	1	3	4	2	0	0	0
Chris Kunitz	4	0	4	4	4	4	0	0
Evgeni Malkin	3	2	1	3	1	2	1	0
Paul Martin	4	0	3	3	6	0	0	0
Matt Cooke	4	1	1	2	2	6	0	0
Mark Letestu	4	1	1	2	1	0	1	0
Alex Goligoski	3	1	1	2	0	0	1	0
Ben Lovejoy	3	1	1	2	0	8	0	0
Zbynek Michalek	3	1	1	2	3	2	0	0
Jordan Staal	1	1	1	2	3	0	0	0
Mike Comrie	1	0	2	2	1	0	0	0
Dustin Jeffrey	1	0	2	2	2	0	0	0
Pascal Dupuis	4	1	0	1	2	0	0	0
Kris Letang	4	1	0	1	4	2	0	0
Craig Adams	4	0	1	1	0	0	0	0
Michael Rupp	4	0	1	1	-1	9	0	0
Alex Kovalev	1	0	1	1	2	0	0	0
Maxime Talbot	4	0	0	0	0	0	0	0
Deryk Engelland	3	0	0	0	0	22	0	0
Chris Conner	2	0	0	0	0	0	0	0
Brooks Orpik	2	0	0	0	-1	0	0	0
Arron Asham	1	0	0	0	-1	0	0	0
Eric Godard	1	0	0	0	0	15	0	0
Andrew Hutchinson	1	0	0	0	-1	6	0	0
James Neal	1	0	0	0	1	0	0	0
Corey Potter	1	0	0	0	0	0	0	0
Eric Tangradi	1	0	0	0	0	0	0	0

Power Play: 4-17 23.5% / Penalty Killing: 11-15 73.3%

SENATORS

Player	GP	G	A	P	+/-	PIM	PP	SH
Erik Karlsson	4	2	2	4	-4	4	1	0
Jason Spezza	4	0	3	3	-1	0	0	0
Sergei Gonchar	4	0	2	2	-3	2	0	0
Jarkko Ruutu	3	0	2	2	0	4	0	0
Ryan Shannon	4	1	0	1	0	2	1	0
Jesse Winchester	4	1	0	1	1	0	0	0
Daniel Alfredsson	3	1	0	1	-1	4	1	0
Chris Campoli	3	1	0	1	1	0	0	0
Mike Fisher	3	1	0	1	0	2	1	0
Nick Foligno	4	0	1	1	-1	2	0	0
Chris Kelly	3	0	1	1	-2	4	0	0
Alex Kovalev	3	0	1	1	-1	0	0	0
Chris Neil	4	0	0	0	-1	28	0	0
Chris Phillips	4	0	0	0	0	2	0	0
Filip Kuba	3	0	0	0	-2	0	0	0
Milan Michalek	3	0	0	0	-1	0	0	0
Peter Regin	3	0	0	0	0	2	0	0
Matt Carkner	2	0	0	0	-1	12	0	0
Brian Lee	2	0	0	0	-2	0	0	0
Andre Benoit	1	0	0	0	-1	0	0	0
Bobby Butler	1	0	0	0	-2	0	0	0
Erik Condra	1	0	0	0	-1	0	0	0
Colin Greening	1	0	0	0	-3	2	0	0
David Hale	1	0	0	0	0	0	0	0
Francis Lessard	1	0	0	0	0	10	0	0
Jim O'Brien	1	0	0	0	-1	0	0	0
Zack Smith	1	0	0	0	-1	6	0	0
Marek Svatos	1	0	0	0	-2	0	0	0

Power Play: 4-15 26.7% / Penalty Killing: 13-17 76.5%

Goaltending

PENGUINS

Goalie	GP	Min	WLOT	GA	SA	SV	GAA	SV%
Brent Johnson	2	120	2-0-0	3	56	53	1.50	.946
Marc-Andre Fleury	2	118	1-1-0	4	68	64	2.04	.941

SENATORS

Goalie	GP	Min	WLOT	GA	SA	SV	GAA	SV%
Brian Elliott	2	90	1-1-0	6	67	61	4.00	.910
Robin Lehner	1	29	0-0-0	0	7	7	0.00	1.000
Pascal Leclaire	1	59	0-1-0	2	40	38	2.04	.950
Craig Anderson	1	60	0-1-0	5	41	36	5.01	.878

Goals by Period

PENGUINS

	1st	2nd	3rd	OT	Total
Goals	4	6	3	0	13

SENATORS

	1st	2nd	3rd	OT	Total
Goals	3	3	1	0	7

Shots by Period

PENGUINS

	1st	2nd	3rd	OT	Total
Shots	50	63	42	0	155

SENATORS

	1st	2nd	3rd	OT	Total
Shots	51	31	42	0	124



PHILADELPHIA FLYERS

WEBSITE: philadelphiaflyers.com

FLYERS VS. PENS

All-time scorer vs. Pittsburgh: Bobby Clarke (76gp, 44-64-108)

All-time Pittsburgh scorer vs. Philadelphia: Mario Lemieux (70gp, 51-73-124)

Longest Philadelphia win streak vs. Pittsburgh:
11, Dec. 12, 1982-Mar. 28, 1984

Longest Pittsburgh win streak vs. Philadelphia:
8, Oct. 5, 2006-Mar. 4, 2007

Longest Philadelphia undefeated streak vs. Pittsburgh:
13, Oct. 28, 1982-Mar. 28, 1984 (12-0-1)

Longest Pittsburgh undefeated streak vs. Philadelphia:
14, Mar. 26, 1991-Jan. 30, 1993 (10-0-4)

Last Philadelphia win at home:
Dec. 14, 2010 (3-2) (0-0-1 since last win)

Last Pittsburgh win at home:
Mar. 27, 2010 (4-1) (0-3-0 since last win)

Last Philadelphia win at Pittsburgh:
Mar. 29, 2011 (5-2) (0-0-0 since last win)

Last Pittsburgh win at Philadelphia:
Mar. 24, 2011 (2-1 SO) (0-0-0 since last win)

Most goals by Philadelphia vs. Pittsburgh:
13, Mar. 22, 1984 (Phi, 13-4)

Most goals by Pittsburgh vs. Philadelphia:
11, Nov. 16, 1993 (Pgh, 11-5)

Most goals by both teams:
17, Mar. 22, 1984 (Phi, 13-4)

Last Philadelphia shutout vs. Pittsburgh:
Apr. 6, 2008 (2-0) – Martin Biron

Last Pittsburgh shutout vs. Philadelphia:
Oct. 5, 2006 (4-0) – Marc-Andre Fleury

Last Philadelphia hat trick vs. Pittsburgh:
Dec. 11, 2007 – R.J. Umberger

Last Pittsburgh hat trick vs. Philadelphia:
Oct. 28, 2006 – Sidney Crosby

Last Pittsburgh trade with Philadelphia:
June 25, 2010 – Third-round pick in the 2011 Entry Draft to Philadelphia for the rights to Dan Hamhuis

Pittsburgh's Overtime/Shootout Record vs. Philadelphia: 10-9-15

YEAR BY YEAR

YEAR	PIT	ROAD	TOTAL	GF/GA
1967-68	2-0-3	2-3-0	4-3-3	20-12
1968-69	1-1-2	0-3-1	1-4-3	13-26
1969-70	3-0-1	2-1-1	5-1-2	27-21
1970-71	1-0-2	0-3-0	1-3-2	13-15
1971-72	3-0-0	0-2-1	3-2-1	17-20
1972-73	2-1-0	0-3-0	2-4-0	20-24
1973-74	1-1-0	1-2-0	2-3-0	15-22
1974-75	1-1-0	0-2-0	1-3-0	11-18
1975-76	0-1-1	0-2-0	0-3-1	13-22
1976-77	1-1-0	0-2-0	1-3-0	3-12
1977-78	0-2-0	0-1-1	0-3-1	7-26
1978-79	1-1-0	0-2-0	1-3-0	6-10
1979-80	0-2-0	0-1-1	0-3-1	9-15
1980-81	0-2-0	0-2-0	0-4-0	10-22
1981-82	2-1-1	0-4-0	2-5-1	30-38
1982-83	1-1-1	0-4-0	1-5-1	16-34
1983-84	0-4-0	0-3-0	0-7-0	21-46
1984-85	2-1-0	0-4-0	2-5-0	19-34
1985-86	0-3-1	0-3-0	0-6-1	16-29
1986-87	1-1-1	0-3-1	1-4-2	22-28
1987-88	2-2-0	0-3-0	2-5-0	24-23
1988-89	2-1-0	2-2-0	4-3-0	28-25
1989-90	2-2-0	1-2-0	3-4-0	24-29
1990-91	0-2-1	2-2-0	2-4-1	24-26
1991-92	3-0-1	2-0-1	5-0-2	36-19
1992-93	3-0-1	2-1-0	5-1-1	35-19
1993-94	1-0-1	1-1-0	2-1-1	21-13
1994-95	1-0-0	0-2-0	1-2-0	8-12
1995-96	2-0-0	0-2-0	2-2-0	20-18
1996-97	1-1-0	0-2-0	1-3-0	9-20
1997-98	2-0-0	0-2-0	2-2-0	14-14
1998-99	1-1-1	0-2-0	1-3-1	11-13
1999-00	0-1-1	0-3-0	0-4-1	12-20
2000-01	2-1-0	1-1-0	3-2-0	19-15
2001-02	1-0-1	0-3-0	1-3-1	12-15
2002-03	1-2-0	0-2-0	1-4-0	11-19
2003-04	0-1-2	1-1-1	1-2-3	14-18
2004-05	No Season			
2005-06	1-3-0	1-2-1	2-5-1	23-29
2006-07	4-0-0	4-0-0	8-0-0	40-21
2007-08	3-1-0	0-4-0	3-5-0	23-28
2008-09	2-1-0	2-1-0	4-2-0	21-21
2009-10	2-1-0	3-0-0	5-1-0	24-16
2010-11	0-3-0	2-1-0	2-4-0	15-16
TOTALS	58-47-22	29-89-9	87-136-31	776-923

PITTSBURGH PENGUINS vs. PHILADELPHIA FLYERS

2010-2011 REGULAR SEASON

at PITTSBURGH PENGUINS

Date	Score	W Goal
29 Mar '11	PHI 5 @ PIT 2	Claude Giroux
29 Oct '10	PHI 3 @ PIT 2	Claude Giroux
07 Oct '10	PHI 3 @ PIT 2	Claude Giroux

at PHILADELPHIA FLYERS

Date	Score	W Goal
24 Mar '11 **	PIT 2 @ PHI 1	Chris Kunitz
14 Dec '10	PIT 2 @ PHI 3	Scott Hartnell
16 Oct '10	PIT 5 @ PHI 1	Mark Letestu

Individual Scoring

PENGUINS										FLYERS									
Player	GP	G	A	P	+/-	PIM	PP	SH		Player	GP	G	A	P	+/-	PIM	PP	SH	
Kris Letang	6	1	7	8	3	0	0	0		Claude Giroux	6	5	0	5	2	4	1	2	
Sidney Crosby	4	2	4	6	-1	2	2	0		Danny Briere	6	2	3	5	4	8	2	0	
Tyler Kennedy	6	4	0	4	2	0	1	0		Scott Hartnell	6	2	3	5	1	4	2	0	
Evgeni Malkin	4	2	2	4	-2	4	2	0		Ville Leino	6	2	3	5	1	0	0	0	
Chris Kunitz	5	1	3	4	1	2	0	0		Mike Richards	6	1	2	3	-3	11	0	0	
Alex Goligoski	4	1	2	3	-1	2	1	0		Matt Carle	6	0	3	3	6	4	0	0	
Mark Letestu	5	1	1	2	0	0	0	0		Sean O'Donnell	6	0	3	3	2	2	0	0	
Paul Martin	6	0	2	2	0	4	0	0		Kimmo Timonen	6	0	3	3	-4	4	0	0	
Mike Comrie	3	0	2	2	0	2	0	0		James van Riemsdyk	6	0	3	3	1	0	0	0	
Matt Cooke	4	1	0	1	1	11	0	1		Blair Betts	6	1	1	2	3	2	0	0	
Alex Kovalev	2	1	0	1	0	0	0	0		Jeff Carter	6	1	1	2	-3	8	0	0	
Pascal Dupuis	6	0	1	1	-1	0	0	0		Daniel Carcillo	5	1	0	1	0	4	0	0	
Zbynek Michalek	4	0	1	1	-3	2	0	0		Nikolay Zherdev	3	1	0	1	1	2	0	0	
Brooks Orpik	4	0	1	1	-1	2	0	0		Braydon Coburn	6	0	1	1	-2	4	0	0	
Michael Rupp	6	0	0	0	-1	9	0	0		Andrej Meszaros	6	0	1	1	3	2	0	0	
Maxime Talbot	6	0	0	0	-3	4	0	0		Darroll Powe	6	0	1	1	0	2	0	0	
Craig Adams	5	0	0	0	-2	0	0	0		Chris Pronger	3	0	1	1	1	0	0	0	
Deryk Engelland	5	0	0	0	-3	13	0	0		Andreas Nodl	5	0	0	0	-1	4	0	0	
Arron Asham	4	0	0	0	0	2	0	0		Jody Shelley	3	0	0	0	1	16	0	0	
Ben Lovejoy	4	0	0	0	1	2	0	0		Nick Boynton	2	0	0	0	0	0	0	0	
Chris Conner	3	0	0	0	-2	2	0	0		Kris Versteeg	2	0	0	0	0	0	0	0	
Dustin Jeffrey	2	0	0	0	0	0	0	0		Oskars Bartulis	1	0	0	0	0	0	0	0	
James Neal	2	0	0	0	-1	0	0	0		Power Play: 5-27 18.5% / Penalty Killing: 23-29 79.3%									
Matt Niskanen	2	0	0	0	-3	4	0	0											
Jordan Staal	2	0	0	0	0	0	0	0											
Eric Tangradi	2	0	0	0	0	4	0	0											
Eric Godard	1	0	0	0	0	2	0	0											
Andrew Hutchinson	1	0	0	0	0	0	0	0											

Power Play: 6-29 20.7% / Penalty Killing: 22-27 81.5%

Goaltending

PENGUINS										FLYERS									
Goalie	GP	Min	WLOT	GA	SA	SV	GAA	SV%		Goalie	GP	Min	WLOT	GA	SA	SV	GAA	SV%	
Brent Johnson	1	60	1-0-0	1	30	29	1.00	.967		Sergei Bobrovsky	5	305	3-1-1	11	148	137	2.17	.926	
Marc-Andre Fleury	5	302	1-4-0	15	132	117	2.98	.886		Brian Boucher	1	60	1-0-0	2	23	21	2.00	.913	

Goals by Period

PENGUINS						FLYERS					
	1st	2nd	3rd	OT	Total		1st	2nd	3rd	OT	Total
Goals	3	4	7	0	14	Goals	4	7	5	0	16

Shots by Period

PENGUINS						FLYERS					
	1st	2nd	3rd	OT	Total		1st	2nd	3rd	OT	Total
Shots	61	56	52	3	172	Shots	46	71	45	0	162

* - Overtime ** - Shootout



PHOENIX COYOTES

Franchise played as Winnipeg Jets from 1979-80 to 1995-96

WEBSITE: phoenixcoyotes.com

COYOTES VS. PENS

All-time scorer vs. Pittsburgh: Dale Hawerchuk (27gp, 18-31-49)

All-time Pittsburgh scorer vs. Phoenix: Mario Lemieux (26gp, 19-34-53)

Longest Phoenix win streak vs. Pittsburgh:

6, Jan. 12, 2000-Mar. 4, 2003

Longest Pittsburgh win streak vs. Phoenix:

9, Oct. 10, 1979-Dec. 2, 1981

Longest Phoenix undefeated streak vs. Pittsburgh:

6, Jan. 12, 2000-Mar. 4, 2003 (6-0-0)

Longest Pittsburgh undefeated streak vs. Phoenix:

9, Oct. 10, 1979-Dec. 2, 1981 (9-0-0)

Last Phoenix win at home:

Oct. 30, 2008 (4-1) (0-0-1 since last win)

Last Pittsburgh win at home:

Dec. 20, 2010 (6-1) (0-0-0 since last win)

Last Phoenix win at Pittsburgh:

Oct. 7, 2009 (3-0) (0-1-0 since last win)

Last Pittsburgh win at Phoenix:

Nov. 6, 2010 (4-3 SO) (0-0-0 since last win)

Most goals by Phoenix vs. Pittsburgh:

7, Jan. 20, 1989 (W, 7-3); Jan. 21, 1985 (W, 7-6)

Most goals by Pittsburgh vs. Phoenix:

9, Mar. 5, 1996 (Pgh, 9-4); Dec. 18, 1990 (Pgh, 9-2)

Most goals by both teams:

13, Mar. 5, 1996 (Pgh, 9-4); Jan. 21, 1985 (W, 7-6)

Last Phoenix shutout vs. Pittsburgh:

Oct. 7, 2009 (3-0) – Ilya Bryzgalov

Last Pittsburgh shutout vs. Phoenix:

Feb. 16, 1996 (1-0) – Tom Barrasso

Last Phoenix hat trick vs. Pittsburgh:

Jan. 21, 1985 – Dale Hawerchuk

Last Pittsburgh hat trick vs. Phoenix:

Mar. 5, 1996 – Petr Nedved (4)

Last Pittsburgh trade with Phoenix:

Oct. 9, 2008 – Mike Zigomanis to Pittsburgh for future considerations

Pittsburgh's Overtime/Shootout Record vs. Phoenix: 3-3-2

YEAR BY YEAR

YEAR	PIT	ROAD	TOTAL	GF/GA
1979-80	2-0-0	2-0-0	4-0-0	14-8
1980-81	2-0-0	2-0-0	4-0-0	18-14
1981-82	2-0-0	0-1-0	2-1-0	7-9
1982-83	1-0-0	0-2-0	1-2-0	13-14
1983-84	0-2-0	1-0-0	1-2-0	13-12
1984-85	0-1-0	1-1-0	1-2-0	14-16
1985-86	2-0-0	0-1-0	2-1-0	16-8
1986-87	0-1-0	1-1-0	1-2-0	9-10
1987-88	0-2-0	1-0-0	1-2-0	9-12
1988-89	1-0-0	1-1-0	2-1-0	13-12
1989-90	2-0-0	0-0-1	2-0-1	13-7
1990-91	1-0-0	1-1-0	2-1-0	17-12
1991-92	1-1-0	1-0-0	2-1-0	6-7
1992-93	1-0-0	0-1-0	1-1-0	7-5
1993-94	1-0-0	1-0-0	2-0-0	10-6
1994-95	Did Not Play			
1995-96	1-0-0	1-0-0	2-0-0	10-4
1996-97	1-0-0	0-0-1	1-0-1	9-6
1997-98	0-1-0	0-0-1	0-1-1	3-4
1998-99	1-0-0	0-1-0	1-1-0	7-6
1999-00	1-0-0	0-1-0	1-1-0	5-5
2000-01	0-0-0	0-1-0	0-1-0	4-5
2001-02	0-1-0	0-1-0	0-2-0	3-8
2002-03	0-1-0	0-1-0	0-2-0	3-9
2003-04	0-0-0	1-0-0	1-0-0	4-3
2004-05	No Season			
2005-06	Did Not Play			
2006-07	0-0-0	1-0-0	1-0-0	7-2
2007-08	1-0-0	0-0-0	1-0-0	3-1
2008-09	0-0-0	0-1-0	0-1-0	1-4
2009-10	0-1-0	0-0-0	0-1-0	0-3
2010-11	1-0-0	1-0-0	2-0-0	10-4
TOTALS	22-11-0	16-15-3	38-26-3	248-216

PITTSBURGH PENGUINS vs. PHOENIX COYOTES

2010-2011 REGULAR SEASON

at PITTSBURGH PENGUINS

Date	Score	W Goal
20 Dec '10	PHX 1 @ PIT 6	Evgeni Malkin

at PHOENIX COYOTES

Date	Score	W Goal
06 Nov '10 **	PIT 4 @ PHX 3	Mark Letestu

Individual Scoring

PENGUINS										COYOTES									
Player	GP	G	A	P	+/-	PIM	PP	SH		Player	GP	G	A	P	+/-	PIM	PP	SH	
Evgeni Malkin	2	3	3	6	2	0	1	0		Wojtek Wolski	2	2	1	3	1	2	0	0	
Sidney Crosby	2	2	3	5	2	0	1	0		Eric Belanger	2	1	2	3	2	0	0	0	
Kris Letang	2	1	1	2	1	2	1	0		Radim Vrbata	2	1	0	1	0	0	0	0	
Mark Letestu	2	0	2	2	0	0	0	0		Oliver Ekman-Larsson	2	0	1	1	-1	2	0	0	
Matt Cooke	2	1	0	1	1	6	0	0		Derek Morris	2	0	1	1	-1	0	0	0	
Chris Kunitz	2	1	0	1	1	2	1	0		Lee Stempniak	2	0	1	1	2	0	0	0	
Chris Conner	1	1	0	1	1	0	0	0		Kyle Turris	2	0	1	1	-1	0	0	0	
Arron Asham	2	0	1	1	-2	2	0	0		Ray Whitney	2	0	1	1	1	2	0	0	
Tyler Kennedy	2	0	1	1	0	0	0	0		Adrian Aucoin	2	0	0	0	0	0	0	0	
Paul Martin	2	0	1	1	0	0	0	0		Vernon Fiddler	2	0	0	0	-3	4	0	0	
Maxime Talbot	2	0	1	1	0	0	0	0		Martin Hanzal	2	0	0	0	0	2	0	0	
Craig Adams	2	0	0	0	-2	14	0	0		Lauri Korpikoski	2	0	0	0	-2	0	0	0	
Pascal Dupuis	2	0	0	0	0	2	0	0		Taylor Pyatt	2	0	0	0	-1	5	0	0	
Deryk Engelland	2	0	0	0	0	10	0	0		Scottie Upshall	2	0	0	0	0	12	0	0	
Alex Goligoski	2	0	0	0	1	2	0	0		Keith Yandle	2	0	0	0	-2	0	0	0	
Zbynek Michalek	2	0	0	0	1	2	0	0		Paul Bissonnette	1	0	0	0	0	5	0	0	
Brooks Orpik	2	0	0	0	-1	2	0	0		Shane Doan	1	0	0	0	-1	2	0	0	
Michael Rupp	2	0	0	0	0	2	0	0		Ed Jovanovski	1	0	0	0	-1	0	0	0	
Mike Comrie	1	0	0	0	-1	0	0	0		Sami Lepisto	1	0	0	0	0	2	0	0	
Power Play: 4-10 40.0% / Penalty Killing: 12-12 100.0%										David Schlemko	1	0	0	0	2	2	0	0	
										Nolan Yonkman	1	0	0	0	1	14	0	0	
										Power Play: 0-12 0.0% / Penalty Killing: 6-10 60.0%									

Goaltending

PENGUINS									COYOTES								
Goalie	GP	Min	WLOT	GA	SA	SV	GAA	SV%	Goalie	GP	Min	WLOT	GA	SA	SV	GAA	SV%
Brent Johnson	1	58	1-0-0	1	23	22	1.03	.957	Ilya Bryzgalov	1	65	0-0-1	3	36	33	2.77	.917
Marc-Andre Fleury	2	67	1-0-0	3	32	29	2.69	.906	Matt Climie	1	32	0-0-0	1	16	15	1.85	.938
									Jason LaBarbera	1	27	0-1-0	5	22	17	10.97	.773

Goals by Period

PENGUINS						COYOTES					
	1st	2nd	3rd	OT	Total		1st	2nd	3rd	OT	Total
Goals	2	6	1	0	9	Goals	2	1	1	0	4

Shots by Period

PENGUINS						COYOTES					
	1st	2nd	3rd	OT	Total		1st	2nd	3rd	OT	Total
Shots	23	28	23	0	74	Shots	24	15	13	3	55

* - Overtime ** - Shootout



SAN JOSE SHARKS

WEBSITE: sanjosharks.com

SHARKS VS. PENS

All-time scorer vs. Pittsburgh: Owen Nolan (13gp, 6-9-15)

All-time Pittsburgh scorer vs. San Jose: Mario Lemieux (14gp, 17-32-49)

Longest San Jose win streak vs. Pittsburgh:

4, Dec. 2, 1999-Jan. 30, 2002

Longest Pittsburgh win streak vs. San Jose:

5, Dec. 5, 1991-Mar. 23, 1993

Longest San Jose undefeated streak vs. Pittsburgh:

6, Jan. 15, 1999-Jan. 30, 2002 (5-0-1)

Longest Pittsburgh undefeated streak vs. San Jose:

8, Dec. 5, 1991-Nov. 10, 1995 (6-0-2)

Last San Jose win at home:

Nov. 7, 2009 (5-0) (0-0-0 since last win)

Last Pittsburgh win at home:

Feb. 11, 2009 (2-1 SO) (0-0-1 since last win)

Last San Jose win at Pittsburgh:

Feb. 23, 2011 (3-2 OT) (0-0-0 since last win)

Last Pittsburgh win at San Jose:

Oct. 22, 1997 (5-2) (0-8-1 since last win)

Most goals by San Jose vs. Pittsburgh:

10, Jan. 13, 1996 (S, 10-8)

Most goals by Pittsburgh vs. San Jose:

10, Dec. 17, 1991 (P, 10-2)

Most goals by both teams:

18, Jan. 13, 1996 (S, 10-8)

Last San Jose shutout vs. Pittsburgh:

Nov. 7, 2009 (5-0) – Evgeni Nabokov

Last Pittsburgh shutout vs. San Jose:

Dec. 13, 1996 (4-0) – Patrick Lalime

Last San Jose hat trick vs. Pittsburgh:

Jan. 13, 1996 – Ray Sheppard

Last Pittsburgh hat trick vs. San Jose:

Nov. 10, 1995 – Ron Francis

Last Pittsburgh trade with San Jose:

June 26, 2010 – 2010 seventh-round pick to Pittsburgh in exchange for 2011 seventh-round pick

Pittsburgh's Overtime/Shootout Record vs. San Jose: 1-1-4

YEAR BY YEAR

YEAR	PIT	ROAD	TOTAL	GF/GA
1991-92	1-0-0	2-0-0	3-0-0	25-5
1992-93	1-0-0	1-0-0	2-0-0	16-6
1993-94	0-0-1	0-0-1	0-0-2	5-5
1994-95	Did Not Play			
1995-96	0-1-0	1-0-0	1-1-0	17-11
1996-97	1-0-0	1-0-0	2-0-0	7-1
1997-98	0-1-0	1-0-0	1-1-0	7-5
1998-99	0-0-0	0-1-0	0-1-0	2-3
1999-00	0-1-0	0-0-1	0-1-1	3-6
2000-01	0-0-0	0-1-0	0-1-0	2-3
2001-02	0-1-0	0-1-0	0-2-0	3-11
2002-03	1-0-0	0-1-0	1-1-0	6-6
2003-04	0-0-0	0-1-0	0-1-0	2-4
2004-05	No Season			
2005-06	Did Not Play			
2006-07	0-0-0	0-1-0	0-1-0	2-3
2007-08	0-0-1	0-0-0	0-0-1	1-1
2008-09	1-0-0	0-1-0	1-1-0	3-3
2009-10	0-0-0	0-1-0	0-1-0	0-5
2010-11	0-0-1	0-0-0	0-0-1	2-3
TOTALS	5-4-3	6-8-2	11-12-5	103-81

PITTSBURGH PENGUINS vs. SAN JOSE SHARKS

2010-2011 REGULAR SEASON

at PITTSBURGH PENGUINS

Date	Score	W Goal
23 Feb '11 *	SJS 3 @ PIT 2	Patrick Marleau

at SAN JOSE SHARKS

Date	Score	W Goal
	no games	

Individual Scoring

PENGUINS										SHARKS									
Player	GP	G	A	P	+/-	PIM	PP	SH		Player	GP	G	A	P	+/-	PIM	PP	SH	
Tyler Kennedy	1	2	0	2	1	0	0	0		Patrick Marleau	1	2	0	2	0	0	0	0	
Matt Cooke	1	0	2	2	2	0	0	0		Logan Couture	1	1	1	2	1	0	1	0	
Deryk Engelland	1	0	1	1	0	2	0	0		Jason Demers	1	0	1	1	1	0	0	0	
Jordan Staal	1	0	1	1	1	0	0	0		Dany Heatley	1	0	1	1	0	0	0	0	
Craig Adams	1	0	0	0	1	2	0	0		Devin Setoguchi	1	0	1	1	0	2	0	0	
Chris Conner	1	0	0	0	-1	0	0	0		Marc-Edouard Vlasic	1	0	1	1	1	0	0	0	
Pascal Dupuis	1	0	0	0	-1	0	0	0		Dan Boyle	1	0	0	0	0	0	0	0	
Kris Letang	1	0	0	0	0	0	0	0		Ryane Clowe	1	0	0	0	0	0	0	0	
Ben Lovejoy	1	0	0	0	-1	0	0	0		Ben Eager	1	0	0	0	-1	0	0	0	
Zbynek Michalek	1	0	0	0	1	0	0	0		Jamal Mayers	1	0	0	0	-1	0	0	0	
James Neal	1	0	0	0	1	0	0	0		John McCarthy	1	0	0	0	0	0	0	0	
Matt Niskanen	1	0	0	0	0	2	0	0		Torrey Mitchell	1	0	0	0	0	0	0	0	
Brooks Orpik	1	0	0	0	0	2	0	0		Douglas Murray	1	0	0	0	0	0	0	0	
Michael Rupp	1	0	0	0	-1	0	0	0		Joe Pavelski	1	0	0	0	0	0	0	0	
Brett Sterling	1	0	0	0	0	0	0	0		Joe Thornton	1	0	0	0	0	2	0	0	
Maxime Talbot	1	0	0	0	-1	0	0	0		Niclas Wallin	1	0	0	0	-1	0	0	0	
Joe Vitale	1	0	0	0	0	0	0	0		Kyle Wellwood	1	0	0	0	0	0	0	0	
Tim Wallace	1	0	0	0	0	0	0	0		Ian White	1	0	0	0	-1	0	0	0	

Power Play: 0-2 0.0% / Penalty Killing: 3-4 75.0%

Power Play: 1-4 25.0% / Penalty Killing: 2-2 100.0%

Goaltending

PENGUINS										SHARKS									
Goalie	GP	Min	WLOT	GA	SA	SV	GAA	SV%		Goalie	GP	Min	WLOT	GA	SA	SV	GAA	SV%	
Marc-Andre Fleury	1	65	0-0-1	3	38	35	2.79	.921		Antti Niemi	1	65	1-0-0	2	26	24	1.85	.923	

Goals by Period

PENGUINS						SHARKS					
	1st	2nd	3rd	OT	Total		1st	2nd	3rd	OT	Total
Goals	1	0	1	0	2	Goals	0	1	1	1	3

Shots by Period

PENGUINS						SHARKS					
	1st	2nd	3rd	OT	Total		1st	2nd	3rd	OT	Total
Shots	6	9	8	3	26	Shots	11	9	14	4	38

* - Overtime ** - Shootout



ST. LOUIS BLUES

WEBSITE: stlouisblues.com

BLUES VS. PENS

All-time scorer vs. Pittsburgh: Bernie Federko (41gp, 20-36-56)

All-time Pittsburgh scorer vs. St. Louis: Mario Lemieux (26gp, 25-33-58)

Longest St. Louis win streak vs. Pittsburgh:

5, Dec. 5, 1981-Oct. 4, 1983; Jan. 2, 1973-Dec. 28, 1973

Longest Pittsburgh win streak vs. St. Louis:

4, Jan. 26, 1998-Jan. 19, 2000; Feb. 3, 1972-Nov. 22, 1972

Longest St. Louis undefeated streak vs. Pittsburgh:

13, Oct. 28, 1982-Mar. 28, 1984 (12-0-1)

Longest Pittsburgh undefeated streak vs. St. Louis:

4, Jan. 26, 1998-Jan. 19, 2000 (4-0-0); Feb. 21, 1978-Dec. 13, 1978 (2-0-2);
Feb. 3, 1972-Nov. 22, 1972 (4-0-0)

Last St. Louis win at home:

Oct. 23, 2010 (1-0 OT) (0-0-0 since last win)

Last Pittsburgh win at home:

Oct. 20, 2009 (5-1) (0-0-0 since last win)

Last St. Louis win at Pittsburgh:

Dec. 19, 2006 (4-1) (0-1-0 since last win)

Last Pittsburgh win at St. Louis:

Nov. 1, 2008 (6-3) (0-0-1 since last win)

Most goals by St. Louis vs. Pittsburgh:

9, Oct. 18, 1989 (S, 9-3); Jan. 31, 1968 (S, 9-4)

Most goals by Pittsburgh vs. St. Louis:

10, Nov. 22, 1972 (P, 10-4)

Most goals by both teams:

14, Nov. 22, 1972 (P, 10-4)

Last St. Louis shutout vs. Pittsburgh:

Oct. 23, 2010 (1-0) – Jaroslav Halak

Last Pittsburgh shutout vs. St. Louis:

Dec. 19, 1996 (4-0) – Ken Wregget

Last St. Louis hat trick vs. Pittsburgh:

Oct. 18, 1989 – Brett Hull

Last Pittsburgh hat trick vs. St. Louis:

Dec. 19 1996 – Mario Lemieux

Last Pittsburgh trade with St. Louis:

Feb. 11, 2010 – Steve Wagner to Pittsburgh for Nate Guenin

Pittsburgh's Overtime/Shootout Record vs. St. Louis: 1-3-6

YEAR BY YEAR

YEAR	PIT	ROAD	TOTAL	GF/GA
1967-68	2-3-0	2-3-0	4-6-0	25-33
1968-69	2-2-0	1-2-1	3-4-1	15-16
1969-70	1-1-2	0-4-0	1-5-2	11-28
1970-71	0-1-2	0-2-1	0-3-3	13-16
1971-72	1-2-0	2-1-0	3-3-0	17-13
1972-73	2-0-0	1-2-0	3-2-0	25-20
1973-74	1-1-1	1-2-0	2-3-1	19-19
1974-75	1-0-1	0-1-1	1-1-2	11-13
1975-76	1-1-0	1-1-0	2-2-0	17-14
1976-77	2-0-0	1-1-0	3-1-0	17-13
1977-78	1-0-1	1-1-0	2-1-1	13-11
1978-79	1-0-1	1-1-0	2-1-1	16-16
1979-80	1-1-0	0-1-1	1-2-1	12-14
1980-81	2-0-0	0-2-0	2-2-0	19-19
1981-82	1-0-0	0-2-0	1-2-0	9-10
1982-83	0-2-0	0-1-0	0-3-0	11-16
1983-84	0-0-1	0-2-0	0-2-1	7-11
1984-85	1-1-0	0-1-0	1-2-0	10-15
1985-86	0-1-0	2-0-0	2-1-0	16-11
1986-87	1-0-1	0-0-1	1-0-2	13-12
1987-88	0-1-0	0-2-0	0-3-0	10-22
1988-89	1-0-1	0-1-0	1-1-1	15-9
1989-90	0-1-0	0-2-0	0-3-0	10-16
1990-91	1-1-0	0-1-0	1-2-0	9-10
1991-92	1-0-0	0-1-0	1-1-0	5-7
1992-93	1-0-0	0-1-0	1-1-0	12-10
1993-94	0-0-1	0-0-1	0-0-2	6-6
1994-95	Did Not Play			
1995-96	1-0-0	0-1-0	1-1-0	10-7
1996-97	1-0-0	1-0-0	2-0-0	8-2
1997-98	1-0-0	0-1-0	1-1-0	5-6
1998-99	1-0-0	1-0-0	2-0-0	6-4
1999-00	1-0-0	0-0-0	1-0-0	3-1
2000-01	1-0-0	0-1-0	1-1-0	8-7
2001-02	0-1-0	0-1-0	0-2-0	2-6
2002-03	1-0-0	0-0-0	1-0-0	2-1
2003-04	0-0-0	0-1-0	0-1-0	2-3
2004-05	No Season			
2005-06	0-0-0	0-1-0	0-1-0	0-3
2006-07	0-1-0	0-0-0	0-1-0	1-4
2007-08	Did Not Play			
2008-09	0-0-0	1-0-0	1-0-0	6-3
2009-10	1-0-0	0-0-0	1-0-0	5-1
2010-11	0-0-0	0-0-1	0-0-1	0-1
TOTALS	33-21-12	16-44-7	49-65-19	421-449

PITTSBURGH PENGUINS vs. ST LOUIS BLUES

2010-2011 REGULAR SEASON

at PITTSBURGH PENGUINS

Date	Score	W Goal
no games		

at ST LOUIS BLUES

Date	Score	W Goal
23 Oct '10 *	PIT 0 @ STL 1	Erik Johnson

Individual Scoring

PENGUINS

Player	GP	G	A	P	+/-	PIM	PP	SH
Craig Adams	1	0	0	0	0	5	0	0
Mike Comrie	1	0	0	0	0	0	0	0
Matt Cooke	1	0	0	0	0	0	0	0
Sidney Crosby	1	0	0	0	-1	0	0	0
Pascal Dupuis	1	0	0	0	0	2	0	0
Deryk Engelland	1	0	0	0	0	0	0	0
Alex Goligoski	1	0	0	0	0	0	0	0
Tyler Kennedy	1	0	0	0	0	0	0	0
Chris Kunitz	1	0	0	0	0	0	0	0
Kris Letang	1	0	0	0	-1	0	0	0
Mark Letestu	1	0	0	0	0	2	0	0
Ben Lovejoy	1	0	0	0	0	0	0	0
Evgeni Malkin	1	0	0	0	-1	0	0	0
Paul Martin	1	0	0	0	-1	0	0	0
Brooks Orpik	1	0	0	0	0	2	0	0
Michael Rupp	1	0	0	0	0	0	0	0
Maxime Talbot	1	0	0	0	0	0	0	0
Eric Tangradi	1	0	0	0	0	0	0	0

Power Play: 0-4 0.0% / Penalty Killing: 3-3 100.0%

BLUES

Player	GP	G	A	P	+/-	PIM	PP	SH
Erik Johnson	1	1	0	1	1	0	0	0
David Backes	1	0	1	1	0	0	0	0
T.J. Oshie	1	0	1	1	1	2	0	0
Patrik Berglund	1	0	0	0	0	0	0	0
Brad Boyes	1	0	0	0	0	0	0	0
Eric Brewer	1	0	0	0	0	0	0	0
Carlo Colaiacovo	1	0	0	0	0	0	0	0
B.J. Crombeen	1	0	0	0	0	5	0	0
Matt D'Agostini	1	0	0	0	0	0	0	0
Barret Jackman	1	0	0	0	1	0	0	0
Jay McClement	1	0	0	0	0	0	0	0
Andy McDonald	1	0	0	0	1	2	0	0
David Perron	1	0	0	0	0	2	0	0
Alex Pietrangolo	1	0	0	0	0	0	0	0
Roman Polak	1	0	0	0	0	0	0	0
Vladimir Sobotka	1	0	0	0	0	0	0	0
Alexander Steen	1	0	0	0	0	2	0	0
Brad Winchester	1	0	0	0	0	0	0	0

Power Play: 0-3 0.0% / Penalty Killing: 4-4 100.0%

Goaltending

PENGUINS

Goalie	GP	Min	WLOT	GA	SA	SV	GAA	SV%
Brent Johnson	1	61	0-0-1	1	24	23	0.99	.958

BLUES

Goalie	GP	Min	WLOT	GA	SA	SV	GAA	SV%
Jaroslav Halak	1	61	1-0-0	0	31	31	0.00	1.000

Goals by Period

PENGUINS

	1st	2nd	3rd	OT	Total
Goals	0	0	0	1	1

no stats

BLUES

	1st	2nd	3rd	OT	Total
Goals	0	0	0	1	1

Shots by Period

PENGUINS

	1st	2nd	3rd	OT	Total
Shots	3	19	9	0	31

BLUES

	1st	2nd	3rd	OT	Total
Shots	7	7	8	2	24

* - Overtime ** - Shootout



TAMPA BAY LIGHTNING

WEBSITE: tampabaylightning.com

LIGHTNING VS. PENS

All-time scorer vs. Pittsburgh: Vincent Lecavalier (46gp, 25-15-40)

All-time Pittsburgh scorer vs. Tampa Bay: Jaromir Jagr (33gp, 20-19-39); Mario Lemieux (18gp, 11-28-39)

Longest Tampa Bay win streak vs. Pittsburgh:
12, Nov. 8, 2003-Feb. 27, 2007

Longest Pittsburgh win streak vs. Tampa Bay:
5, Dec. 11, 1993-Feb. 4, 1995

Longest Tampa Bay undefeated streak vs. Pittsburgh:
12, Nov. 8, 2003-Feb. 27, 2007 (12-0-0)

Longest Pittsburgh undefeated streak vs. Tampa Bay:
5, Dec. 11, 1993-Feb. 4, 1995 (5-0-0)

Last Tampa Bay win at home:
Mar. 31, 2011 (2-1) (0-0-0 since last win)

Last Pittsburgh win at home:
Jan. 5, 2011 (8-1) (0-0-0 since last win)

Last Tampa Bay win at Pittsburgh:
Mar. 31, 2010 (2-0) (0-2-0 since last win)

Last Pittsburgh win at Tampa Bay:
Mar. 14, 2010 (2-1) (0-2-0 since last win)

Most goals by Tampa Bay vs. Pittsburgh:
9, Nov. 8, 2003 (TB, 9-0)

Most goals by Pittsburgh vs. Tampa Bay:
10, Nov. 1, 1995 (P, 10-0)

Most goals by both teams:
11, Nov. 6, 1999 (TB, 7-4); Dec. 21, 1993 (P, 8-3)

Last Tampa Bay shutout vs. Pittsburgh:
Mar. 31, 2010 (2-0) – Mike Smith

Last Pittsburgh shutout vs. Tampa Bay:
Mar. 4, 2008 (2-0) – Marc-Andre Fleury

Last Tampa Bay hat trick vs. Pittsburgh:
Nov. 8, 2003 – Vincent Lecavalier

Last Pittsburgh hat trick vs. Tampa Bay:
Jan. 5, 2011 – Chris Kunitz

Last Pittsburgh trade with Tampa Bay:
June 28, 2008 – Rights for Ryan Malone and Gary Roberts to Tampa Bay for a third-round selection in the 2009 NHL Entry Draft

Pittsburgh's Overtime/Shootout Record vs. Tampa Bay: 3-3-7

YEAR BY YEAR

YEAR	PIT	ROAD	TOTAL	GF/GA
1992-93	0-0-1	1-0-0	1-0-1	8-7
1993-94	2-0-0	1-1-0	3-1-0	18-10
1994-95	1-1-0	1-0-0	2-1-0	13-10
1995-96	2-0-0	1-1-0	3-1-0	18-9
1996-97	1-1-0	0-1-1	1-2-1	18-16
1997-98	1-0-1	2-0-0	3-0-1	14-4
1998-99	2-0-0	2-1-0	4-1-0	15-10
1999-00	1-1-0	0-2-0	1-3-0	10-14
2000-01	2-0-0	0-1-1	2-1-1	9-10
2001-02	2-0-0	0-2-0	2-2-0	11-9
2002-03	1-0-1	1-1-0	2-1-1	12-12
2003-04	0-2-0	0-2-0	0-4-0	4-23
2004-05	No Season			
2005-06	0-1-1	0-2-0	0-3-1	6-12
2006-07	0-0-2	0-2-0	0-2-2	8-14
2007-08	1-1-0	2-0-0	3-1-0	10-6
2008-09	1-1-0	2-0-0	3-1-0	13-10
2009-10	1-1-0	1-1-0	2-2-0	7-7
2010-11	2-0-0	0-2-0	2-2-0	17-9
TOTALS	20-9-6	14-19-2	34-28-8	211-192

PITTSBURGH PENGUINS vs. TAMPA BAY LIGHTNING

2010-2011 REGULAR SEASON

at PITTSBURGH PENGUINS

Date	Score	W Goal
05 Jan '11	TBL 1 @ PIT 8	Chris Conner
12 Nov '10	TBL 1 @ PIT 5	Alex Goligoski

at TAMPA BAY LIGHTNING

Date	Score	W Goal
31 Mar '11	PIT 1 @ TBL 2	Martin St Louis
27 Oct '10	PIT 3 @ TBL 5	Martin St Louis

Individual Scoring

PENGUINS										LIGHTNING									
Player	GP	G	A	P	+/-	PIM	PP	SH		Player	GP	G	A	P	+/-	PIM	PP	SH	
Alex Goligoski	3	2	3	5	6	2	0	0		Martin St Louis	4	3	2	5	0	0	0	0	
Kris Letang	4	0	5	5	3	2	0	0		Steven Stamkos	4	1	4	5	1	6	1	0	
Chris Kunitz	4	3	1	4	0	4	2	0		Teddy Purcell	4	1	1	2	-3	2	0	0	
Pascal Dupuis	4	2	2	4	5	6	0	0		Steve Downie	3	1	1	2	0	20	0	0	
Sidney Crosby	3	1	3	4	2	2	0	0		Vincent Lecavalier	3	1	1	2	-2	2	1	0	
Craig Adams	4	1	2	3	3	2	0	1		Dana Tyrell	3	1	1	2	0	0	0	0	
Matt Cooke	3	1	2	3	2	2	0	1		Pavel Kubina	4	0	2	2	-4	4	0	0	
Tyler Kennedy	4	1	1	2	0	4	0	0		Nate Thompson	4	0	2	2	0	0	0	0	
Mark Letestu	4	1	1	2	2	0	0	0		Adam Hall	4	1	0	1	-2	2	0	0	
Michael Rupp	4	1	1	2	2	8	0	0		Victor Hedman	4	0	1	1	-2	6	0	0	
Maxime Talbot	4	1	1	2	0	0	0	0		Simon Gagne	2	0	1	1	-2	0	0	0	
Chris Conner	3	1	1	2	4	0	0	0		Mattias Ritola	2	0	1	1	-1	0	0	0	
Ben Lovejoy	3	0	2	2	1	14	0	0		Sean Bergenheim	4	0	0	0	-3	10	0	0	
Evgeni Malkin	3	1	0	1	0	0	0	0		Brett Clark	4	0	0	0	-2	0	0	0	
Deryk Engelland	2	1	0	1	2	0	0	0		Mike Lundin	4	0	0	0	-4	0	0	0	
Brooks Orpik	4	0	1	1	6	8	0	0		Ryan Malone	4	0	0	0	-4	6	0	0	
Alex Kovalev	1	0	1	1	1	2	0	0		Mattias Ohlund	4	0	0	0	-3	0	0	0	
Paul Martin	4	0	0	0	-2	2	0	0		Dominic Moore	3	0	0	0	-5	0	0	0	
Zbynek Michalek	3	0	0	0	0	2	0	0		Randy Jones	2	0	0	0	-1	0	0	0	
Arron Asham	2	0	0	0	0	0	0	0		Matt Smaby	2	0	0	0	0	0	0	0	
Mike Comrie	2	0	0	0	-1	2	0	0		Eric Brewer	1	0	0	0	0	0	0	0	
Jordan Staal	2	0	0	0	1	0	0	0		Johan Harju	1	0	0	0	-1	2	0	0	
James Neal	1	0	0	0	0	2	0	0		Marc-Antoine Pouliot	1	0	0	0	-3	0	0	0	
Matt Niskanen	1	0	0	0	0	0	0	0		Michael Vernace	1	0	0	0	1	2	0	0	

Power Play: 2-18 11.1% / Penalty Killing: 19-21 90.5%

Power Play: 2-21 9.5% / Penalty Killing: 16-18 88.9%

Goaltending

PENGUINS										LIGHTNING									
Goalie	GP	Min	WLOT	GA	SA	SV	GAA	SV%		Goalie	GP	Min	WLOT	GA	SA	SV	GAA	SV%	
Marc-Andre Fleury	4	238	2-2-0	8	102	94	2.02	.922		Dan Ellis	2	80	1-0-0	3	42	39	2.24	.929	
										Dwayne Roloson	2	87	1-1-0	6	60	54	4.13	.900	
										Mike Smith	2	72	0-1-0	8	27	19	6.64	.704	

Goals by Period

PENGUINS						LIGHTNING					
	1st	2nd	3rd	OT	Total		1st	2nd	3rd	OT	Total
Goals	8	4	5	0	17	Goals	4	1	4	0	9

Shots by Period

PENGUINS						LIGHTNING					
	1st	2nd	3rd	OT	Total		1st	2nd	3rd	OT	Total
Shots	44	46	39	0	129	Shots	27	30	46	0	103

* - Overtime ** - Shootout



TORONTO MAPLE LEAFS

WEBSITE: torontomapleleafs.com

MAPLE LEAFS VS. PENS

All-time scorer vs. Pittsburgh: Darryl Sittler (53gp, 29-37-66)

All-time Pittsburgh scorer vs. Toronto: Mario Lemieux (33gp, 31-40-71)

Longest Toronto win streak vs. Pittsburgh:

5, Dec. 10, 2002-Feb. 16, 2004

Longest Pittsburgh win streak vs. Toronto:

6, Dec. 30, 1974-Feb. 19, 1976

Longest Toronto undefeated streak vs. Pittsburgh:

8, Jan. 13, 1968-Mar. 1, 1969 (4-0-4)

Longest Pittsburgh undefeated streak vs. Toronto:

6, Dec. 30, 1974-Feb. 19, 1976 (6-0-0)

Last Toronto win at home:

Mar. 2, 2011 (3-2 OT) (0-0-0 since last win)

Last Pittsburgh win at home:

Dec. 8, 2010 (5-2) (0-0-0 since last win)

Last Toronto win at Pittsburgh:

Oct. 13, 2010 (4-3) (0-1-0 since last win)

Last Pittsburgh win at Toronto:

Feb. 26, 2011 (6-5 SO) (0-0-1 since last win)

Most goals by Toronto vs. Pittsburgh:

9, Jan. 7, 1980 (T, 9-5)

Most goals by Pittsburgh vs. Toronto:

12, Dec. 26, 1991 (P, 12-1)

Most goals by both teams:

15, Feb. 21, 1991 (P, 11-4)

Last Toronto shutout vs. Pittsburgh:

Mar. 19, 2006 (1-0) – Mikael Tellqvist

Last Pittsburgh shutout vs. Toronto:

Dec. 4, 2001 (1-0) – Johan Hedberg

Last Toronto hat trick vs. Pittsburgh:

Mar. 5, 1980 – Darryl Sittler

Last Pittsburgh hat trick vs. Toronto:

Jan. 3, 2008 – Evgeni Malkin

Last Pittsburgh trade with Toronto:

Mar. 3, 2010 – 2010 sixth-round pick to Pittsburgh in exchange for Chris Peluso

Pittsburgh's Overtime/Shootout Record vs. Toronto: 4-6-3

YEAR BY YEAR

YEAR	PIT	ROAD	TOTAL	GF/GA
1967-68	1-0-1	1-1-0	2-1-1	9-14
1968-69	0-2-1	0-1-2	0-3-3	11-19
1969-70	1-0-2	1-2-0	2-2-2	14-19
1970-71	2-1-0	0-2-1	2-3-1	18-18
1971-72	1-2-0	1-2-0	2-4-0	13-14
1972-73	2-1-0	0-1-1	2-2-1	18-17
1973-74	0-2-0	1-1-1	1-3-1	13-20
1974-75	2-0-0	2-1-0	4-1-0	31-21
1975-76	3-0-0	1-1-0	4-1-0	32-18
1976-77	1-1-0	1-0-2	2-1-2	19-16
1977-78	1-2-0	2-0-0	3-2-0	17-22
1978-79	1-1-0	0-2-0	1-3-0	10-19
1979-80	1-1-0	1-1-0	2-2-0	18-20
1980-81	1-1-0	0-1-1	1-2-1	15-16
1981-82	0-1-1	0-0-1	0-1-2	10-12
1982-83	1-0-0	0-2-0	1-2-0	8-15
1983-84	1-1-0	0-0-1	1-1-1	8-7
1984-85	0-1-0	2-0-0	2-1-0	12-9
1985-86	2-0-0	1-0-0	3-0-0	18-9
1986-87	1-0-0	0-2-0	1-2-0	12-13
1987-88	1-1-0	1-0-0	2-1-0	9-9
1988-89	1-0-0	1-1-0	2-1-0	16-10
1989-90	1-1-0	0-1-0	1-2-0	17-21
1990-91	1-0-0	1-1-0	2-1-0	20-15
1991-92	2-0-0	0-1-0	2-1-0	22-8
1992-93	0-0-1	0-1-0	0-1-1	5-7
1993-94	0-1-0	0-0-1	0-1-1	6-8
1994-95	Did Not Play			
1995-96	1-0-0	0-1-0	1-1-0	9-7
1996-97	1-0-0	1-0-0	2-0-0	12-8
1997-98	1-0-0	1-0-0	2-0-0	8-1
1998-99	1-1-0	1-1-0	2-2-0	13-13
1999-00	2-0-0	1-1-0	3-1-0	14-8
2000-01	1-1-0	0-1-0	1-2-0	10-12
2001-02	1-1-0	1-1-0	2-2-0	6-10
2002-03	0-2-0	1-1-0	1-3-0	9-18
2003-04	0-2-0	1-1-0	1-3-0	9-19
2004-05	No Season			
2005-06	0-1-1	0-1-1	0-2-2	7-12
2006-07	2-0-0	1-0-1	3-0-1	22-13
2007-08	1-1-0	1-1-0	2-2-0	16-15
2008-09	1-1-0	0-2-0	1-3-0	13-19
2009-10	1-1-0	2-0-0	3-1-0	17-11
2010-11	1-1-0	1-0-1	2-1-1	16-14
TOTALS	42-32-7	29-36-14	71-68-21	582-576

PITTSBURGH PENGUINS vs. TORONTO MAPLE LEAFS

2010-2011 REGULAR SEASON

at PITTSBURGH PENGUINS

Date	Score	W Goal
08 Dec '10	TOR 2 @ PIT 5	Mark Letestu
13 Oct '10	TOR 4 @ PIT 3	Clarke MacArthur

at TORONTO MAPLE LEAFS

Date	Score	W Goal
02 Mar '11 *	PIT 2 @ TOR 3	Mikhail Grabovski
26 Feb '11 **	PIT 6 @ TOR 5	Alex Kovalev

Individual Scoring

PENGUINS										MAPLE LEAFS									
Player	GP	G	A	P	+/-	PIM	PP	SH		Player	GP	G	A	P	+/-	PIM	PP	SH	
Mark Letestu	4	3	1	4	2	0	1	0		Mikhail Grabovski	4	2	3	5	1	0	0	0	
Chris Kunitz	2	1	3	4	1	0	1	0		Phil Kessel	4	1	4	5	-2	2	0	0	
Matt Cooke	4	0	4	4	3	4	0	0		Clarke MacArthur	4	3	1	4	-2	2	1	0	
Sidney Crosby	2	3	0	3	2	6	0	0		Nikolai Kulemin	4	1	3	4	-1	0	0	0	
Pascal Dupuis	4	1	2	3	2	2	0	1		Dion Phaneuf	3	1	2	3	1	2	1	0	
Tyler Kennedy	3	0	3	3	3	0	0	0		Carl Gunnarsson	4	0	3	3	2	0	0	0	
Ben Lovejoy	3	0	3	3	4	2	0	0		Joffrey Lupul	2	2	0	2	-2	2	1	0	
Maxime Talbot	4	2	0	2	0	0	0	1		Tyler Bozak	4	1	1	2	-3	2	1	0	
Chris Conner	3	1	1	2	3	0	0	0		Luke Schenn	4	0	2	2	1	4	0	0	
Matt Niskanen	2	1	1	2	2	0	0	0		Mike Brown	3	0	2	2	2	0	0	0	
Alex Goligoski	2	0	2	2	2	0	0	0		Tomas Kaberle	2	0	2	2	-1	0	0	0	
Michael Rupp	4	1	0	1	2	12	0	0		Colby Armstrong	4	1	0	1	-1	2	0	0	
Dustin Jeffrey	2	1	0	1	-1	0	0	0		Francois Beauchemin	2	1	0	1	-1	0	0	0	
Alex Kovalev	2	1	0	1	-2	4	0	0		Colton Orr	2	1	0	1	1	10	0	0	
Kris Letang	4	0	1	1	-2	4	0	0		Tim Brent	4	0	1	1	-2	0	0	0	
Jordan Staal	2	0	1	1	-3	0	0	0		Kris Versteeg	2	0	1	1	-2	2	0	0	
Evgeni Malkin	1	0	1	1	-1	0	0	0		Michael Zigomanis	1	0	1	1	1	0	0	0	
Brooks Orpik	1	0	1	1	2	0	0	0		Mike Komisarek	4	0	0	0	-2	12	0	0	
Craig Adams	4	0	0	0	0	2	0	0		Fredrik Sjostrom	4	0	0	0	-1	0	0	0	
Deryk Engelland	4	0	0	0	-3	12	0	0		Keith Aulie	3	0	0	0	-3	2	0	0	
Paul Martin	3	0	0	0	2	0	0	0		Darryl Boyce	2	0	0	0	-1	0	0	0	
Zbynek Michalek	3	0	0	0	2	2	0	0		Brett Lebda	2	0	0	0	0	0	0	0	
Eric Godard	2	0	0	0	0	17	0	0		Jay Rosehill	2	0	0	0	0	14	0	0	
James Neal	2	0	0	0	-3	4	0	0		Joey Crabb	1	0	0	0	0	0	0	0	
Arron Asham	1	0	0	0	0	7	0	0		Nazem Kadri	1	0	0	0	-1	0	0	0	
Andrew Hutchinson	1	0	0	0	-2	0	0	0		Power Play: 4-20 20.0% / Penalty Killing: 9-11 81.8%									
Brian Strait	1	0	0	0	-1	0	0	0											
Eric Tangradi	1	0	0	0	-1	2	0	0											
Joe Vitale	1	0	0	0	1	2	0	0											

Power Play: 2-11 18.2% / Penalty Killing: 16-20 80.0%

Goaltending

PENGUINS										MAPLE LEAFS									
Goalie	GP	Min	WLOT	GA	SA	SV	GAA	SV%		Goalie	GP	Min	WLOT	GA	SA	SV	GAA	SV%	
Marc-Andre Fleury	4	244	2-1-1	14	90	76	3.44	.844		James Reimer	2	126	1-0-1	7	69	62	3.34	.899	
										Jonas Gustavsson	2	120	1-1-0	8	51	43	4.02	.843	

Goals by Period

PENGUINS						MAPLE LEAFS					
	1st	2nd	3rd	OT	Total		1st	2nd	3rd	OT	Total
Goals	5	7	3	0	15	Goals	3	4	6	1	14

Shots by Period

PENGUINS						MAPLE LEAFS					
	1st	2nd	3rd	OT	Total		1st	2nd	3rd	OT	Total
Shots	37	43	34	6	120	Shots	28	23	37	2	90

* - Overtime ** - Shootout



VANCOUVER CANUCKS

WEBSITE: vancouvercanucks.com

CANUCKS VS. PENS

All-time scorer vs. Pittsburgh: Don Lever (33gp, 17-17-34)

All-time Pittsburgh scorer vs. Vancouver: Mario Lemieux (28gp, 26-35-61)

Longest Vancouver win streak vs. Pittsburgh:

5, Nov. 21, 2001-Jan. 16, 2006

Longest Pittsburgh win streak vs. Vancouver:

9, Mar. 5, 1991-Feb. 26, 1996

Longest Vancouver undefeated streak vs. Pittsburgh:

5, Nov. 21, 2001-Jan. 16, 2006 (5-0-0)

Longest Pittsburgh undefeated streak vs. Vancouver:

9, Mar. 5, 1991-Feb. 26, 1996 (9-0-0)

Last Vancouver win at home:

Jan. 26, 2010 (6-2) (0-0-0 since last win)

Last Pittsburgh win at home:

Nov. 17, 2010 (3-1) (0-0-0 since last win)

Last Vancouver win at Pittsburgh:

Nov. 22, 2008 (3-1) (0-1-0 since last win)

Last Pittsburgh win at Vancouver:

Dec. 8, 2007 (2-1 SO) (0-1-0 since last win)

Most goals by Vancouver vs. Pittsburgh:

10, Dec. 19, 1980 (V, 10-4)

Most goals by Pittsburgh vs. Vancouver:

9, Feb. 15, 1986 (P, 9-4); Mar. 13, 1979 (P, 9-3); Oct. 6, 1976 (P, 9-5)

Most goals by both teams:

14, Feb. 29, 1985 (V, 9-5); Dec. 19, 1980 (V, 10-4); Oct. 6, 1976 (P, 9-5); Mar. 16, 1974 (P, 8-6)

Last Vancouver shutout vs. Pittsburgh:

Feb. 17, 1988 (5-0) – Kirk McLean

Last Pittsburgh shutout vs. Vancouver:

Feb. 14, 2000 (3-0) – Jean-Sebastien Aubin

Last Vancouver hat trick vs. Pittsburgh:

Dec. 9, 2003 – Markus Naslund (4)

Last Pittsburgh hat trick vs. Vancouver:

Jan. 23, 1987 – Mario Lemieux

Last Pittsburgh trade with Vancouver:

Mar. 9, 2004 – Marc Bergevin to Vancouver for a seventh-round selection in the 2004 NHL entry draft

Pittsburgh's Overtime/Shootout Record vs. Vancouver: 4-1-4

YEAR BY YEAR

YEAR	PIT	ROAD	TOTAL	GF/GA
1970-71	3-0-0	1-1-1	4-1-1	24-15
1971-72	2-1-0	2-1-0	4-2-0	21-20
1972-73	2-1-0	1-1-0	3-2-0	18-14
1973-74	2-0-0	2-1-0	4-1-0	27-16
1974-75	2-0-0	1-1-0	3-1-0	18-15
1975-76	1-0-1	1-1-0	2-1-1	16-15
1976-77	1-0-1	1-1-0	2-1-1	16-10
1977-78	1-1-0	0-1-1	1-2-1	16-16
1978-79	1-1-0	2-0-0	3-1-0	24-16
1979-80	1-0-1	1-1-0	2-1-1	13-12
1980-81	0-1-1	0-2-0	0-3-1	13-23
1981-82	1-0-0	1-0-1	2-0-1	13-10
1982-83	1-1-0	0-1-0	1-2-0	10-17
1983-84	0-1-0	1-1-0	1-2-0	12-14
1984-85	2-0-0	0-1-0	2-1-0	17-14
1985-86	1-0-0	1-1-0	2-1-0	18-11
1986-87	0-0-2	1-0-0	1-0-2	11-5
1987-88	1-0-0	0-2-0	1-2-0	10-14
1988-89	1-1-0	1-0-0	2-1-0	14-12
1989-90	1-0-0	0-2-0	1-2-0	10-13
1990-91	1-0-1	0-1-0	1-1-1	9-7
1991-92	1-0-0	1-0-0	2-0-0	11-6
1992-93	1-0-0	1-0-0	2-0-0	10-3
1993-94	1-0-0	1-0-0	2-0-0	8-5
1994-95	Did Not Play			
1995-96	1-0-0	1-0-0	2-0-0	15-9
1996-97	1-0-0	0-1-0	1-1-0	7-6
1997-98	1-0-0	1-0-0	2-0-0	10-8
1998-99	1-0-0	0-0-1	1-0-1	8-7
1999-00	1-0-0	0-0-0	1-0-0	3-0
2000-01	0-0-0	1-0-0	1-0-0	4-2
2001-02	0-1-0	0-1-0	0-2-0	3-9
2002-03	0-1-0	0-0-0	0-1-0	2-3
2003-04	0-0-0	0-1-0	0-1-0	3-4
2004-05	No Season			
2005-06	0-1-0	0-0-0	0-1-0	2-4
2006-07	Did Not Play			
2007-08	0-0-0	1-0-0	1-0-0	1-1
2008-09	0-1-0	0-0-0	0-1-0	1-3
2009-10	0-0-0	0-1-0	0-1-0	2-5
2010-11	1-0-0	0-0-0	1-0-0	3-1
TOTALS	34-12-7	24-24-4	58-36-11	423-365

PITTSBURGH PENGUINS vs. VANCOUVER CANUCKS

2010-2011 REGULAR SEASON

at PITTSBURGH PENGUINS

Date	Score	W Goal
17 Nov '10	VAN 1 @ PIT 3	Maxime Talbot

at VANCOUVER CANUCKS

Date	Score	W Goal
	no games	

Individual Scoring

PENGUINS										CANUCKS									
Player	GP	G	A	P	+/-	PIM	PP	SH		Player	GP	G	A	P	+/-	PIM	PP	SH	
Maxime Talbot	1	1	1	2	2	0	0	1		Dan Hamhuis	1	1	0	1	-1	0	0	0	
Arron Asham	1	1	0	1	0	0	0	0		Henrik Sedin	1	0	1	1	0	2	0	0	
Sidney Crosby	1	1	0	1	1	4	0	0		Daniel Sedin	1	0	1	1	0	0	0	0	
Matt Cooke	1	0	1	1	1	0	0	0		Andrew Alberts	1	0	0	0	0	0	0	0	
Paul Martin	1	0	1	1	1	0	0	0		Keith Ballard	1	0	0	0	1	2	0	0	
Brooks Orpik	1	0	1	1	1	0	0	0		Kevin Bieksa	1	0	0	0	-1	5	0	0	
Michael Rupp	1	0	1	1	1	4	0	0		Mario Bliznak	1	0	0	0	0	0	0	0	
Craig Adams	1	0	0	0	0	5	0	0		Alexandre Burrows	1	0	0	0	1	0	0	0	
Chris Conner	1	0	0	0	0	0	0	0		Alexander Edler	1	0	0	0	-1	0	0	0	
Pascal Dupuis	1	0	0	0	0	2	0	0		Christian Ehrhoff	1	0	0	0	-2	0	0	0	
Deryk Engelland	1	0	0	0	0	0	0	0		Tanner Glass	1	0	0	0	0	0	0	0	
Alex Goligoski	1	0	0	0	1	0	0	0		Jannik Hansen	1	0	0	0	0	0	0	0	
Tyler Kennedy	1	0	0	0	0	0	0	0		Ryan Kesler	1	0	0	0	-2	0	0	0	
Chris Kunitz	1	0	0	0	0	0	0	0		Manny Malhotra	1	0	0	0	0	0	0	0	
Kris Letang	1	0	0	0	-1	0	0	0		Mason Raymond	1	0	0	0	-2	0	0	0	
Mark Letestu	1	0	0	0	0	0	0	0		Rick Rypien	1	0	0	0	0	0	0	0	
Evgeni Malkin	1	0	0	0	0	0	0	0		Mikael Samuelsson	1	0	0	0	-2	0	0	0	
Zbynek Michalek	1	0	0	0	2	0	0	0		Raffi Torres	1	0	0	0	-1	0	0	0	

Power Play: 0-2 0.0% / Penalty Killing: 5-5 100.0%

Power Play: 0-5 0.0% / Penalty Killing: 2-2 100.0%

Goaltending

PENGUINS										CANUCKS									
Goalie	GP	Min	WLOT	GA	SA	SV	GAA	SV%		Goalie	GP	Min	WLOT	GA	SA	SV	GAA	SV%	
Marc-Andre Fleury	1	60	1-0-0	1	30	29	1.00	.967		Roberto Luongo	1	58	0-1-0	3	29	26	3.11	.897	

Goals by Period

PENGUINS						CANUCKS					
	1st	2nd	3rd	OT	Total		1st	2nd	3rd	OT	Total
Goals	1	2	0	0	3	Goals	0	1	0	0	1

Shots by Period

PENGUINS						CANUCKS					
	1st	2nd	3rd	OT	Total		1st	2nd	3rd	OT	Total
Shots	11	9	9	0	29	Shots	6	12	12	0	30

* - Overtime ** - Shootout



WASHINGTON CAPITALS

WEBSITE: washingtoncapitals.com

CAPITALS VS. PENS

All-time scorer vs. Pittsburgh: Mike Gartner (60gp, 39-36-75)

All-time Pittsburgh scorer vs. Washington: Mario Lemieux (61gp, 51-50-101)

Longest Washington win streak vs. Pittsburgh:
9, Dec. 2, 1984-Nov. 20, 1985

Longest Pittsburgh win streak vs. Washington:
7, Feb. 2, 1988-Nov. 30, 1988

Longest Washington undefeated streak vs. Pittsburgh:
16, Oct. 25, 1983-Nov. 20, 1985 (15-0-1)

Longest Pittsburgh undefeated streak vs. Washington:
7, Feb. 2, 1988-Nov. 20, 1985 (7-0-0)

Last Washington win at home:
Feb. 6, 2011 (3-0) (0-0-0 since last win)

Last Pittsburgh win at home:
Dec. 27, 2007 (4-3 OT) (0-6-1 since last win)

Last Washington win at Pittsburgh:
Feb. 23, 2011 (1-0) (0-0-0 since last win)

Last Pittsburgh win at Washington:
Dec. 23, 2010 (3-2 SO) (0-1-0 since last win)

Most goals by Washington vs. Pittsburgh:
9, Dec. 2, 1984 (W, 9-1); Mar. 1, 1984 (W, 9-1)

Most goals by Pittsburgh vs. Washington:
12, Mar. 15, 1975 (P, 12-1)

Most goals by both teams:
15, Oct. 11, 1988 (P, 8-7)

Last Washington shutout vs. Pittsburgh:
Feb. 23, 2011 (1-0) – Michal Neuvirth

Last Pittsburgh shutout vs. Washington:
Feb. 3, 2007 (2-0) – Marc Andre Fleury

Last Washington hat trick vs. Pittsburgh:
Feb. 7, 2010 – Alex Ovechkin

Last Pittsburgh hat trick vs. Washington:
Jan. 8, 2001 – Martin Straka

Last Pittsburgh trade with Washington:
July 11, 2001 – Kris Beech, Ross Lupaschuk and Michal Sivek to Pittsburgh for Jaromir Jagr and Frantisek Kucera

Pittsburgh's Overtime/Shootout Record vs. Washington: 10-4-11

YEAR BY YEAR

YEAR	PIT	ROAD	TOTAL	GF/GA
1974-75	3-0-0	2-1-0	5-1-0	36-13
1975-76	2-1-0	2-0-1	4-1-1	36-23
1976-77	1-2-0	0-2-1	1-4-1	16-22
1977-78	0-2-1	1-2-0	1-4-1	15-20
1978-79	2-1-1	2-2-0	4-3-1	32-28
1979-80	2-0-0	1-1-0	3-1-0	16-10
1980-81	0-1-1	2-0-0	2-1-1	18-14
1981-82	2-1-1	3-1-0	5-2-1	40-33
1982-83	1-2-0	0-3-1	1-5-1	23-36
1983-84	0-4-0	1-2-0	1-6-0	12-28
1984-85	0-2-1	0-4-0	0-6-1	20-44
1985-86	1-3-0	0-3-0	1-6-0	22-27
1986-87	3-0-0	1-3-0	4-3-0	30-26
1987-88	3-0-1	2-1-0	5-1-1	32-23
1988-89	2-1-0	2-2-0	4-3-0	31-35
1989-90	3-1-0	2-1-0	5-2-0	34-28
1990-91	2-1-0	2-1-1	4-2-1	29-26
1991-92	1-2-0	1-3-0	2-5-0	21-35
1992-93	3-0-0	2-1-1	5-1-1	32-22
1993-94	1-1-0	0-1-1	1-2-1	14-18
1994-95	1-1-0	1-1-0	2-2-0	10-11
1995-96	2-0-0	1-1-0	3-1-0	12-8
1996-97	2-0-0	1-1-0	3-1-0	14-11
1997-98	0-1-1	1-0-1	1-1-2	9-9
1998-99	2-0-0	0-2-0	2-2-0	17-12
1999-00	2-0-0	1-1-0	3-1-0	12-8
2000-01	1-1-0	1-1-0	2-2-0	14-13
2001-02	2-0-0	0-0-2	2-0-2	16-11
2002-03	1-1-0	0-2-0	1-3-0	8-13
2003-04	2-0-0	0-2-0	2-2-0	13-12
2004-05	No Season			
2005-06	2-0-0	1-1-0	3-1-0	22-14
2006-07	2-0-0	2-0-0	4-0-0	13-9
2007-08	1-0-1	2-0-0	3-0-1	15-12
2008-09	0-2-0	1-1-0	1-3-0	12-18
2009-10	0-2-0	0-0-2	0-2-2	13-21
2010-11	0-2-0	1-1-0	1-3-0	4-9
TOTALS	52-35-8	39-48-11	91-83-19	713-702

PITTSBURGH PENGUINS vs. WASHINGTON CAPITALS

2010-2011 REGULAR SEASON

at PITTSBURGH PENGUINS

Date	Score	W Goal
21 Feb '11	WSH 1 @ PIT 0	Alex Ovechkin
01 Jan '11	WSH 3 @ PIT 1	Eric Fehr

at WASHINGTON CAPITALS

Date	Score	W Goal
06 Feb '11	PIT 0 @ WSH 3	Brooks Laich
23 Dec '10 **	PIT 3 @ WSH 2	Pascal Dupuis

Individual Scoring

PENGUINS									CAPITALS								
Player	GP	G	A	P	+/-	PIM	PP	SH	Player	GP	G	A	P	+/-	PIM	PP	SH
Sidney Crosby	2	1	1	2	0	0	0	0	Mike Knuble	4	3	1	4	0	2	1	1
Evgeni Malkin	2	1	1	2	0	2	0	0	Marcus Johansson	4	1	2	3	4	0	0	1
Kris Letang	4	0	2	2	-1	0	0	0	Eric Fehr	2	2	0	2	1	0	0	0
Chris Kunitz	3	1	0	1	0	0	0	0	Brooks Laich	4	1	1	2	1	4	0	0
Paul Martin	3	0	1	1	-1	2	0	0	Mike Green	3	1	1	2	-1	2	1	0
Craig Adams	4	0	0	0	-1	0	0	0	Nicklas Backstrom	4	0	2	2	-2	2	0	0
Matt Cooke	4	0	0	0	0	8	0	0	Jason Chimera	4	0	2	2	2	2	0	0
Pascal Dupuis	4	0	0	0	1	0	0	0	John Erskine	4	0	2	2	1	9	0	0
Deryk Engelland	4	0	0	0	-1	0	0	0	Alex Ovechkin	4	1	0	1	-1	2	1	0
Tyler Kennedy	4	0	0	0	-3	2	0	0	Mathieu Perreault	4	0	1	1	0	6	0	0
Zbynek Michalek	4	0	0	0	-1	2	0	0	Jeff Schultz	3	0	1	1	3	0	0	0
Brooks Orpik	4	0	0	0	1	0	0	0	Alexander Semin	3	0	1	1	-1	2	0	0
Michael Rupp	4	0	0	0	-1	9	0	0	Matt Hendricks	2	0	1	1	1	2	0	0
Maxime Talbot	4	0	0	0	-2	4	0	0	Karl Alzner	4	0	0	0	0	0	0	0
Chris Conner	3	0	0	0	-2	2	0	0	John Carlson	4	0	0	0	0	0	0	0
Alex Goligoski	3	0	0	0	-3	2	0	0	Scott Hannan	4	0	0	0	3	2	0	0
Jordan Staal	3	0	0	0	-1	2	0	0	David Steckel	4	0	0	0	1	5	0	0
Mark Letestu	2	0	0	0	0	0	0	0	Jay Beagle	3	0	0	0	1	0	0	0
Tim Wallace	2	0	0	0	0	5	0	0	Matt Bradley	2	0	0	0	0	7	0	0
Arron Asham	1	0	0	0	0	0	0	0	Boyd Gordon	2	0	0	0	0	0	0	0
Ryan Craig	1	0	0	0	0	5	0	0	Andrew Gordon	1	0	0	0	0	0	0	0
Eric Godard	1	0	0	0	0	0	0	0	DJ King	1	0	0	0	0	0	0	0
Dustin Jeffrey	1	0	0	0	-1	0	0	0	Tom Poti	1	0	0	0	0	0	0	0
Ben Lovejoy	1	0	0	0	0	0	0	0	Tyler Sloan	1	0	0	0	0	0	0	0
Brett Sterling	1	0	0	0	0	0	0	0	Power Play: 3-15 20.0% / Penalty Killing: 14-14 100.0%								
Brian Strait	1	0	0	0	0	0	0	0									
Eric Tangradi	1	0	0	0	0	2	0	0									
Joe Vitale	1	0	0	0	0	2	0	0									

Power Play: 0-14 0.0% / Penalty Killing: 12-15 80.0%

Goaltending

PENGUINS									CAPITALS								
Goalie	GP	Min	WLOT	GA	SA	SV	GAA	SV%	Goalie	GP	Min	WLOT	GA	SA	SV	GAA	SV%
Marc-Andre Fleury	4	242	1-3-0	8	113	105	1.99	.929	Michal Neuvirth	3	185	2-0-1	2	88	86	0.65	.977
									Semyon Varlamov	1	60	1-0-0	1	33	32	1.00	.970

Goals by Period

PENGUINS						CAPITALS					
	1st	2nd	3rd	OT	Total		1st	2nd	3rd	OT	Total
Goals	1	1	1	0	3	Goals	1	5	3	0	9

Shots by Period

PENGUINS						CAPITALS					
	1st	2nd	3rd	OT	Total		1st	2nd	3rd	OT	Total
Shots	45	31	41	4	121	Shots	39	53	18	4	114

* - Overtime ** - Shootout



WINNIPEG JETS

Franchise played as Atlanta Thrashers from 1999-00 to 2010-11

WEBSITE: winnipegjets.com

WINNIPEG JETS VS. PENS

All-time scorer vs. Pittsburgh: Ilya Kovalchuk (21gp, 17-13-30)

All-time Pittsburgh scorer vs. Winnipeg: Sidney Crosby (23gp, 17-24-41)

Longest Winnipeg win streak vs. Pittsburgh:

3, Nov. 9, 2005-Dec. 9, 2006

Longest Pittsburgh win streak vs. Winnipeg:

14, Jan. 31, 2000-Nov. 22, 2002

Longest Winnipeg undefeated streak vs. Pittsburgh:

3, Nov. 9, 2005-Dec. 9, 2006 (3-0-0)

Longest Pittsburgh undefeated streak vs. Winnipeg:

14, Jan. 31, 2000-Nov. 22, 2002 (14-0-0)

Last Winnipeg win at home:

Apr. 10, 2010 (1-0) (0-2-0 since last win)

Last Pittsburgh win at home:

Dec. 28, 2010 (6-3) (0-0-0 since last win)

Last Winnipeg win at Pittsburgh:

Dec. 27, 2006 (4-2) (0-7-2 since last win)

Last Pittsburgh win at Winnipeg:

April 10, 2011 (5-2) (0-0-0 since last win)

Most goals by Winnipeg vs. Pittsburgh:

7, Dec. 20, 2003 (A, 7-4)

Most goals by Pittsburgh vs. Winnipeg:

7, Oct. 27, 2005 (P, 7-5)

Most goals by both teams:

12, Oct. 27, 2005 (P, 7-5)

Last Winnipeg shutout vs. Pittsburgh:

Apr. 10, 2010 (1-0) – Johan Hedberg

Last Pittsburgh shutout vs. Winnipeg:

Nov. 24, 2007 (5-0) – Marc-Andre Fleury

Last Winnipeg hat trick vs. Pittsburgh:

Jan. 6, 2006 – Ilya Kovalchuk

Last Pittsburgh hat trick vs. Winnipeg:

Dec. 2, 2010 – Sidney Crosby

Last Pittsburgh trade with Winnipeg:

Feb. 26, 2008 – Marian Hossa and Pascal Dupuis to Pittsburgh for Colby Armstrong, Erik Christensen, Angelo Esposito and a first-round choice in 2008 Entry Draft.

Pittsburgh's Overtime/Shootout Record vs. Winnipeg: 5-1-2

YEAR BY YEAR

YEAR	PIT	ROAD	TOTAL	GF/GA
1999-00	2-0-0	2-0-0	4-0-0	16-7
2000-01	2-0-0	2-0-0	4-0-0	19-8
2001-02	2-0-0	2-0-0	4-0-0	17-9
2002-03	1-1-0	2-0-0	3-1-0	12-7
2003-04	1-1-0	1-1-0	2-2-0	14-18
2004-05	No Season			
2005-06	1-1-0	0-2-0	1-3-0	14-20
2006-07	1-1-0	1-0-1	2-1-1	11-11
2007-08	2-0-0	0-1-1	2-1-1	10-8
2008-09	2-0-0	2-0-0	4-0-0	18-8
2009-10	2-0-0	1-1-0	3-1-0	12-8
2010-11	2-0-0	2-0-0	4-0-0	18-9
TOTALS	18-4-0	15-5-2	33-9-2	161-113

PITTSBURGH PENGUINS vs. ATLANTA THRASHERS

2010-2011 REGULAR SEASON

at PITTSBURGH PENGUINS

Date	Score	W Goal
28 Dec '10	ATL 3 @ PIT 6	Chris Kunitz
02 Dec '10	ATL 2 @ PIT 3	Sidney Crosby

at ATLANTA THRASHERS

Date	Score	W Goal
10 Apr '11	PIT 5 @ ATL 2	Mike Rupp
13 Nov '10	PIT 4 @ ATL 2	Evgeni Malkin

Individual Scoring

PENGUINS

Player	GP	G	A	P	+/-	PIM	PP	SH
Sidney Crosby	3	6	4	10	7	0	1	0
Evgeni Malkin	3	3	1	4	2	6	1	0
Pascal Dupuis	4	1	2	3	6	2	0	0
Matt Cooke	3	1	2	3	3	8	0	0
Kris Letang	4	0	3	3	4	4	0	0
Mark Letestu	4	2	0	2	2	0	0	0
Chris Kunitz	3	1	1	2	4	0	0	0
Arron Asham	4	0	2	2	2	9	0	0
Deryk Engelland	3	0	2	2	1	0	0	0
Ben Lovejoy	2	0	2	2	2	0	0	0
Matt Niskanen	1	0	2	2	1	2	0	0
Craig Adams	4	1	0	1	-1	0	0	1
Tyler Kennedy	4	1	0	1	0	0	1	0
Mike Rupp	4	1	0	1	-1	5	0	0
Mike Comrie	1	1	0	1	1	0	0	0
Chris Conner	4	0	1	1	2	0	0	0
Zbynek Michalek	4	0	1	1	6	0	0	0
Brooks Orpik	4	0	1	1	2	6	0	0
Maxime Talbot	4	0	1	1	0	4	0	0
Alex Goligoski	3	0	1	1	3	2	0	0
Paul Martin	3	0	1	1	1	2	0	0
Eric Godard	1	0	1	1	1	2	0	0
Alex Kovalev	1	0	1	1	1	0	0	0
Eric Tangradi	1	0	1	1	1	2	0	0

Power Play: 3-13 23.1% / Penalty Killing: 16-20 80.0%

THRASHERS

Player	GP	G	A	P	+/-	PIM	PP	SH
Bryan Little	4	1	3	4	-4	2	1	0
Nik Antropov	3	1	2	3	-2	0	0	0
Alexander Burmistrov	4	0	3	3	-2	2	0	0
Evander Kane	3	1	1	2	-2	4	0	0
Niclas Bergfors	2	1	1	2	0	0	0	0
Anthony Stewart	4	0	2	2	-3	0	0	0
Dustin Byfuglien	4	1	0	1	-2	0	1	0
Andrew Ladd	4	1	0	1	-6	2	1	0
Eric Boulton	3	1	0	1	1	0	0	0
Brent Sopel	3	1	0	1	0	0	0	0
Tim Stapleton	1	1	0	1	-2	0	1	0
Ron Hainsey	4	0	1	1	-1	0	0	0
Johnny Oduya	4	0	1	1	-6	2	0	0
Chris Thorburn	4	0	1	1	0	10	0	0
Tobias Enstrom	3	0	1	1	-2	4	0	0
Jim Slater	2	0	1	1	0	0	0	0
Zach Bogosian	4	0	0	0	-6	0	0	0
Ben Eager	3	0	0	0	-3	4	0	0
Rich Peverley	3	0	0	0	-4	2	0	0
Freddy Modin	2	0	0	0	-1	2	0	0
Patrice Cormier	1	0	0	0	-1	0	0	0
Carl Klingberg	1	0	0	0	0	0	0	0
Ben Maxwell	1	0	0	0	-1	0	0	0
Freddy Meyer	1	0	0	0	-1	0	0	0
Mark Stuart	1	0	0	0	-1	0	0	0
Blake Wheeler	1	0	0	0	-1	2	0	0
Andrey Zubarev	1	0	0	0	-2	2	0	0

Power Play: 4-20 20.0% / Penalty Killing: 10-13 76.9%

Goaltending

PENGUINS

Goalie	GP	Min	WLOT	GA	SA	SV	GAA	SV%
Marc-Andre Fleury	3	180	3-0-0	7	89	82	2.34	.921
Brent Johnson	1	60	1-0-0	2	39	37	2.00	.949

THRASHERS

Goalie	GP	Min	WLOT	GA	SA	SV	GAA	SV%
Ondrej Pavelec	3	178	0-3-0	12	91	79	4.04	.868
Chris Mason	1	59	0-1-0	4	19	15	4.05	.789

Goals by Period

PENGUINS

	1st	2nd	3rd	OT	Total
Goals	3	8	7	0	18

THRASHERS

	1st	2nd	3rd	OT	Total
Goals	5	1	3	0	9

Shots by Period

PENGUINS

	1st	2nd	3rd	OT	Total
Shots	41	40	31	0	112

THRASHERS

	1st	2nd	3rd	OT	Total
Shots	47	32	49	0	128

* - Overtime ** - Shootout

Putting **PENS** to *PAPER.*

We know how important Penguins hockey is to Pittsburgh. So, when it comes to Pens coverage, Trib Total Media gets right to the point. Our veteran team of writers puts you in the stands so you can feel every check and celebrate every Penguins goal. From features and game highlights in our newspapers to SportsTalk Radio at TribLIVE.com – our fast and accurate reporting gets you up to date before the ink dries. It's easy to see why we're the Official Newspaper of the Pittsburgh Penguins®. Stay tuned and see what's next.

The Official Newspaper of the Pittsburgh Penguins®.



TRIB | TOTAL
MEDIA
SEE WHAT'S NEXT.

HISTORY



TRIB TOTAL MEDIA

All-Time Team

MARIO LEMIEUX • 66




Center, 1984-97, 2000-06

Where do we start? ... Won six NHL scoring titles, three league MVP awards, two Conn Smythe Trophies as playoff MVP and captained two Stanley Cup champions as a player ... All-time team leader in goals (690), assists (1,033), points (1,723), power-play goals (236), shorthanded goals (49), shots

(3,633), overtime goals (11) and games played (915) ... Set club single-season records of 85 goals, 114 assists, 199 points and 31 power-play goals in 1988-89 ... Scored at least 160 points four times and at least 69 goals four times ... Only player in NHL history to score a goal five different ways in the same game — even strength, power play, shorthanded, penalty shot and empty net (Dec. 31, 1988 vs. New Jersey) ... Recorded 40 career hat tricks, including nine in 1988-89 season alone ... Scored five goals in a game three times and eight points twice ... Set team playoff records with five goals, eight points vs. Philadelphia on April 25, 1989 ... Three-time MVP of NHL All-Star Game ... Led ownership group that bought team out of bankruptcy in September, 1999 and won Stanley Cup as an owner in 2009.

RON FRANCIS • 10



Center, 1991-98

Outstanding two-way center helped Penguins to back-to-back Cups ... Ranks third on all-time team list in assists (449) and fourth in points (613) ... Scored at least 90 points in a season four times and at least 100 points twice. ... Scored career-high 119 points in 1995-96 (27G-92A) ... Only Penguins

player other than Mario Lemieux to record more than 90 assists in a season ... Won NHL's Selke Trophy as best defensive forward and 1995 and won Lady Byng Trophy for sportsmanship in 1995 and '98 .. Team captain in 1994-95 and 1997-98.

JAROMIR JAGR • 68




Right Wing, 1990-2001

Won five NHL scoring titles and one league MVP award as a member of the Penguins ... Was named First-Team NHL All-Star six times ... Ranks second on all-time Penguins lists in goals (439), assists (640), points (1,079), power-play goals (110) and games played (806) ... All-time team leader in game-winning

goals (78) ... Only Penguins player other than Mario Lemieux to score more than 60 goals in a season (62 in 1995-96) ... Recorded career-high 149 points (62G-87A) in 1995-96. ... Member of 1991 and 1992 Cup champions.


RICK KEHOE • 17



Right Wing, 1974-85

Ranks third on all-time team list in points (636), fourth in goals (312) and games played (722) ... His 55 goals in 1980-81 set new team record at the time and stood until Mario Lemieux broke it in 1987-88 ... Won NHL's Lady Byng Trophy for sportsmanship in 1981 ... Later served as scout, assistant coach and head coach.

KEVEN STEVENS • 25




Left Wing, 1987-95, 2001

Dominating power forward topped 40 goals four times and 50 goals twice ... Ranks fifth all-time in goals (260), sixth in points (555) and eighth in assists (295) ... Key member of back-to-back Cup champs and set team record with 17 playoff goals in 1991. ... Set club records for points by a left wing with

123 in 1991-92 and goals by a left wing with 55 in 1992-93 ... Had 106 points in 103 playoff games ... Now serves as a scout.

JEAN PRONOVOST • 19

**Right Wing, 1968-78**

Patrolled right side of "Century Line" with Syl Apps and Lowell MacDonald ... Third on all-time Penguins list in goals (316) and games played (753), fifth all-time in points (603) ... Became first Penguin to score 50 goals in a season March 24, 1976 vs. Boston, recorded 52 goals, 104 points in

1975-76 ... Scored at least 40 goals in four different seasons with Penguins ... Led team in scoring in back-to-back seasons from 1976-78.

PAUL COFFEY • 77

**Defense, 1987-92**

Blazing skater who set single-season club records for defensemen with 30 goals, 83 assists and 113 points in 1988-89 ... Only defenseman in team history to score 100 points, and did it twice ... Quarterbacked power play for Penguins' first Cup championship team in 1990-91 ... Ranks fifth all-time

in assists (332), 10th all-time in points (440) despite playing only five seasons here ... Averaged well over a point a game with 440 points in 331 games.

LARRY MURPHY • 55

**Defense, 1990-95**

Cerebral defenseman played key role on back-to-back Stanley Cup champions ... Rang up 22 goals, 85 points during dominating 1992-93 season, when he was named NHL Second-Team All Star ... Notched 38 points in 48 games in 1994-95 and again was named NHL Second-Team

All-Star ... Career totals of 78 goals, 223 assists, 301 points in 336 games as a Penguin.

ULF SAMUELSSON • 5

**Defense, 1991-95**

Nasty defenseman who anchored blue line for back-to-back Stanley Cup champions ... Had legendary playoff battles with Boston's Cam Neely ... Impact can't be determined by statistics, but he contributed 11 goals, 83 assists, 94 points in 277 games — with 804 penalty minutes ... Scored

Cup-winning goal in Game 6 of 1991 Final at Minnesota.


TOM BARRASSO • 35

**Goaltender, 1988-2000**

Backstopped Penguins to Stanley Cups in 1991 and '92 ... All-time team leader in wins (226), shutouts (22) and games played (460) ... Recorded 8-0 shutout over Minnesota in clinching game of 1991 Cup Final ... Posted 43-14-5 record with a 3.01 goals-against average in 1992-93 ... Holds team

record with seven shutouts in 1997-98 season ... Career record of 226-153-53 with 3.27 GAA.

SYL APPS • 26


**Center, 1970-77**

Member of the "Century Line" with Jean Pronovost and Lowell MacDonald ... Led team in scoring for three straight seasons from 1971-74 ... Scored career-high 99 points in 1975-76 (32G-67A) ... Named MVP of 1975 NHL All-Star Game ... Ranks fourth on all-time Penguins list in assists (349), seventh in points (500).

JOE MULLEN • 7**Right Wing, 1990-95, 1996-97**

Won two Stanley Cups as a Penguin and ranked third in scoring on 1992 Cup team with 42 goals, 87 points ... Amazing feat: Scored four goals in back-to-back games in 1991-92 ... Recorded 33 goals in 1992-93, 38 in 1993-94 ... Became first U.S.-born player to score 500th NHL goal


March 14, 1997 vs. Colorado ... Later served as assistant coach.

LES BINKLEY • 30**Goaltender, 1967-72**

Original Penguin ... Posted 20 wins and 2.88 GAA in team's first season, 1967-68 ... Also recorded six shutouts, a single-season record that stood for 30 years until Tom Barrasso broke it in 1997-98 ... Reached double figures in wins in first four seasons with expansion team ... Played 196 career games with 3.12 GAA.

DAVE BURROWS • 4**Defense, 1971-78, 1980-82**

One of the most dependable defensive defenseman in club history and a mainstay of the 1970s Penguins ... Second all-time in games played among Penguins defensemen (573) ... Represented Penguins in the 1974 and 1976 NHL All-Star Games ... Posted career numbers of 24 goals, 108 assists, 132 points.

PIERRE LAROUCHE • 10**Center, 1974-77**

"Lucky Pierre" became first player in Penguins history to record 100 points in a season March 24, 1976 vs. Boston ... Set team records at the time with 53 goals, 111 points in 1975-76 ... That followed rookie season when he notched 31 goals, 68 points ...

Averaged more than a point a game in parts of four seasons (253 points in 240 games) and recorded four hat tricks.

ALL-TIME TEAM BUILDERS

Jack Riley
Craig Patrick
"Badger" Bob Johnson
Ed Johnston


Scott Bowman
Herb Brooks
Ed DeBartolo Sr.
Mike Lange
Vince Lascheid

John Barbero
AT Caggiano
Frank Sciulli
Elaine Heufelder

TRIB TOTAL MEDIA
 **All-Time Team**

HONORABLE MENTIONS

RANDY CARLYLE • 25




Defense, 1978-84

Won Norris Trophy as NHL's top defenseman in 1980-81 and remains the only Penguin ever to win the Norris ... Had 16 goals, 67 assists for 83 points in trophy-winning season ... Reached double figures in goals for three straight seasons from 1980-83 ... Team captain 1981-84 ... Pittsburgh career

totals of 66 goals, 257 assists, 323 points in 397 games.


RICK TOCCHET • 22



Right Wing, 1992-94

Power forward acquired during 1991-92 season helped team to its second Cup Had 15 goals, 37 points in 32 playoff games over three seasons ... Rang up 48 goals, 61 assists, 109 points in 1992-93 as part of dominating line with Mario Lemieux and Kevin Stevens ... Line had 172 goals, 380 points that season.


MARTIN STRAKA • 82



Center/Left Wing, 1992-95, 1997-03

Ranks eighth on all-time team list in goals (165), ninth in points (442), ninth in games played (560) ... Set career highs with 35 goals in 1998-99 and 68 assists, 95 points in 2000-01 ... Tied team record with two fastest goals by the same player (seven seconds) vs. Edmonton, Feb. 11, 2000.

RON STACKHOUSE • 3




Defense, 1973-82

Underrated and sometimes underappreciated defenseman ... Scored career-high 71 points with 11 goals, 60 assists in 1975-76 ... Set a team record for defenseman with 15 goals in 1974-75 (since broken) ... Still shares team record with six assists in a game and four in a period vs.

Philadelphia, March 8, 1975 .. Still holds team record with 14 shots vs. Washington, April 3, 1976 ... Ranks sixth all time in shots with 1,342.

LOWELL MACDONALD • 18



Left Wing, 1970-78

Member of "Century Line" with Syl Apps and Jean Pronovost ... Had career-high 43 goals, 82 points in 1973-74 ... Topped 30-goal mark three times ... Scored 134 goals in four seasons from 1972-76 ... Won NHL's Masterton Trophy for dedication and perseverance in 1973 ... Career totals

of 140 goals, 166 assists, 306 points in 328 games.

OPENERS

HOME (22-14-7)

ROAD (18-17-8)

Oct. 7, 2010	vs. Philadelphia	2-3	L
Oct. 2, 2009	vs. NY Rangers	3-2	W
Oct. 11, 2008	vs. New Jersey	1-2	L*
Oct. 6, 2007	vs. Anaheim	5-4	W
Oct. 5, 2006	vs. Philadelphia	4-0	W
Oct. 8, 2005	vs. Boston	6-7	L*
Oct. 10, 2003	vs. Los Angeles	0-3	L
Oct. 10, 2002	vs. Toronto	0-6	L
Oct. 10, 2001	vs. Colorado	1-3	L
Oct. 13, 2000	vs. Tampa Bay	3-2	W
Oct. 8, 1999	vs. Colorado	3-3	T*
Oct. 17, 1998	vs. NY Rangers	3-3	T*
Oct. 1, 1997	vs. Los Angeles	3-3	T*
Oct. 5, 1996	vs. Tampa Bay	3-4	L*
Oct. 7, 1995	vs. Toronto	8-3	W
Jan. 27, 1995	vs. Ottawa	5-4	W
Oct. 7, 1993	vs. Montreal	2-1	W*
Oct. 6, 1992	vs. Philadelphia	3-3	T*
Oct. 6, 1991	vs. Philadelphia	2-2	T*
Oct. 7, 1990	vs. New Jersey	7-4	W
Oct. 10, 1989	vs. Winnipeg	5-1	W
Oct. 11, 1988	vs. Washington	8-7	W
Oct. 13, 1987	vs. Buffalo	8-3	W
Oct. 9, 1986	vs. Washington	5-4	W
Oct. 10, 1985	vs. Montreal	3-5	L
Oct. 17, 1984	vs. Vancouver	4-3	W
Oct. 8, 1983	vs. NY Rangers	1-6	L
Oct. 9, 1982	vs. NY Rangers	3-5	L
Oct. 10, 1981	vs. Quebec	2-1	W
Oct. 11, 1980	vs. Winnipeg	5-4	W
Oct. 10, 1979	vs. Winnipeg	4-2	W
Oct. 11, 1978	vs. Toronto	2-3	L
Oct. 12, 1977	vs. St. Louis	4-2	W
Oct. 6, 1976	vs. Vancouver	9-5	W
Oct. 11, 1975	vs. Washington	7-5	W
Oct. 12, 1974	vs. Detroit	7-2	W
Oct. 13, 1973	vs. NY Rangers	2-8	L
Oct. 7, 1972	vs. Los Angeles	4-2	W
Oct. 9, 1971	vs. Philadelphia	3-2	W
Oct. 10, 1970	vs. Buffalo	1-2	L
Oct. 11, 1969	vs. California	2-2	T
Oct. 12, 1968	vs. Montreal	1-1	T
Oct. 11, 1967	vs. Montreal	1-2	L

Oct. 11, 2010	at New Jersey	3-1	W
Oct. 3, 2009	at NY Islanders	4-3	W*
Oct. 20, 2008	at Boston	2-1	W*
Oct. 5, 2007	at Carolina	1-4	L
Oct. 12, 2006	at NY Rangers	6-5	W
Oct. 5, 2005	at New Jersey	1-5	L
Oct. 11, 2003	at Philadelphia	3-3	T*
Oct. 14, 2002	at Toronto	5-4	W
Oct. 14, 2001	at Buffalo	1-4	L
Oct. 19, 2000	at Ottawa	3-3	T*
Oct. 1, 1999	at Dallas	4-6	L
Oct. 10, 1998	at NY Islanders	4-3	W
Oct. 3, 1997	at Carolina	4-3	W
Oct. 8, 1996	at Hartford	3-7	L
Oct. 9, 1995	at Colorado	6-6	T*
Jan. 20, 1995	at Tampa Bay	5-3	W
Oct. 5, 1993	at Philadelphia	3-4	L
Oct. 10, 1992	at Montreal	3-3	T*
Oct. 4, 1991	at Buffalo	5-4	W
Oct. 5, 1990	at Washington	7-4	W
Oct. 5, 1989	at Boston	4-5	L
Oct. 7, 1988	at Washington	6-4	W
Oct. 8, 1987	at NY Rangers	4-4	T*
Oct. 12, 1986	at Chicago	4-1	W
Oct. 16, 1985	at Chicago	5-5	T*
Oct. 11, 1984	at Boston	3-4	L
Oct. 4, 1983	at St. Louis	3-5	L
Oct. 5, 1982	at New Jersey	3-3	T
Oct. 6, 1981	at St. Louis	2-6	L
Oct. 9, 1980	at Philadelphia	4-7	L
Oct. 14, 1979	at Boston	4-1	W
Oct. 12, 1978	at Boston	2-8	L
Oct. 14, 1977	at Washington	1-2	L
Oct. 7, 1976	at Montreal	1-10	L
Oct. 7, 1975	at Washington	4-2	W
Oct. 9, 1974	at Minnesota	4-2	W
Oct. 12, 1973	at Atlanta	4-3	W
Oct. 11, 1972	at St. Louis	5-2	W
Oct. 10, 1971	at Buffalo	1-2	L
Oct. 15, 1970	at Minnesota	2-4	L
Oct. 19, 1969	at Boston	0-4	L
Oct. 16, 1968	at Toronto	2-2	T
Oct. 13, 1967	at St. Louis	3-1	W

Season Openers in **Bold** * = overtime game
RECORD IN SEASON OPENERS (18-19-6)

2000 Season Opener played against Nashville in Japan (3-1 loss)
 2008 Season Opener played against Ottawa in Sweden (4-3 OT win)

SEASON RECORDS

OVERALL

SEASON	GP	W	L	T	OTL	OT	PTS	GF	GA	FINISHED
1967-68	74	27	34	13	--	--	67	195	216	5th, West
1968-69	76	20	45	11	--	--	51	189	252	5th, West
1969-70	76	26	38	12	--	--	64	182	238	2nd, West
1970-71	78	21	37	20	--	--	62	221	240	6th, West
1971-72	78	26	38	14	--	--	66	220	258	4th, West
1972-73	78	32	37	9	--	--	73	257	265	5th, West
1973-74	78	28	41	9	--	--	65	242	273	5th, West
1974-75	80	37	28	15	--	--	89	326	289	3rd, Norris
1975-76	80	35	33	12	--	--	82	339	303	3rd, Norris
1976-77	80	34	33	13	--	--	81	240	252	3rd, Norris
1977-78	80	25	37	18	--	--	68	254	321	4th, Norris
1978-79	80	36	31	13	--	--	85	281	279	2nd, Norris
1979-80	80	30	37	13	--	--	73	251	303	3rd, Norris
1980-81	80	30	37	13	--	--	73	302	345	3rd, Norris
1981-82	80	31	36	13	--	--	75	310	337	4th, Patrick
1982-83	80	18	53	9	--	--	45	257	394	6th, Patrick
1983-84	80	16	58	6	--	--	38	254	390	6th, Patrick
1984-85	80	24	51	5	--	--	53	276	385	6th, Patrick
1985-86	80	34	38	8	--	--	76	313	305	5th, Patrick
1986-87	80	30	38	12	--	--	72	297	290	5th, Patrick
1987-88	80	36	35	9	--	--	81	319	316	6th, Patrick
1988-89	80	40	33	7	--	--	87	347	349	2nd, Patrick
1989-90	80	32	40	8	--	--	72	318	359	5th, Patrick
1990-91	80	41	33	6	--	--	88	342	305	1st, Patrick
1991-92	80	39	32	9	--	--	87	343	308	3rd, Patrick
1992-93	84	56	21	7	--	--	119	367	268	1st, Patrick
1993-94	84	44	27	13	--	--	101	299	285	1st, Northeast
1994-95	48	29	16	3	--	--	61	181	158	2nd, Northeast
1995-96	82	49	29	4	--	--	102	362	284	1st, Northeast
1996-97	82	38	36	8	--	--	84	285	280	2nd, Northeast
1997-98	82	40	24	18	--	--	98	228	188	1st, Northeast
1998-99	82	38	30	14	--	--	90	242	225	3rd, Atlantic
1999-00	82	37	37	8	6	--	88	241	236	3rd, Atlantic
2000-01	82	42	28	9	3	--	96	281	256	3rd, Atlantic
2001-02	82	28	41	8	5	--	69	198	249	5th, Atlantic
2002-03	82	27	44	6	5	--	65	189	255	5th, Atlantic
2003-04	82	23	47	8	4	--	58	190	303	5th, Atlantic
2005-06	82	22	46	--	--	14	58	244	316	5th, Atlantic
2006-07	82	47	24	--	--	11	105	277	246	2nd, Atlantic
2007-08	82	47	27	--	--	8	102	247	216	1st, Atlantic
2008-09	82	45	28	--	--	9	99	264	239	2nd, Atlantic
2009-10	82	47	28	--	--	7	101	257	237	2nd, Atlantic
2010-11	82	49	25	--	--	8	106	238	199	2nd, Atlantic

HOME

SEASON	GP	W	L	T	OT	RT	PTS
1967-68	37	15	12	10	--	--	40
1968-69	38	12	20	6	--	--	30
1969-70	38	17	13	8	--	--	42
1970-71	39	18	12	9	--	--	45
1971-72	39	18	15	6	--	--	42
1972-73	39	24	11	4	--	--	52
1973-74	39	15	18	6	--	--	36
1974-75	40	25	5	10	--	--	60
1975-76	40	23	11	6	--	--	52
1976-77	40	22	12	6	--	--	50
1977-78	40	16	15	9	--	--	41
1978-79	40	23	12	5	--	--	51
1979-80	40	20	13	7	--	--	47
1980-81	40	21	16	3	--	--	45
1981-82	40	21	11	8	--	--	50
1982-83	40	14	22	4	--	--	32
1983-84	40	7	29	4	--	--	18
1984-85	40	17	20	3	--	--	37
1985-86	40	20	15	5	--	--	45
1986-87	40	19	15	6	--	--	44
1987-88	40	22	12	6	--	--	50
1988-89	40	24	13	3	--	--	51
1989-90	40	22	15	3	--	--	47
1990-91	40	25	12	3	--	--	53
1991-92	40	21	13	6	--	--	48
1992-93	42	32	6	4	--	--	68
1993-94	42	25	9	8	--	--	58
1994-95	24	18	5	1	--	--	37
1995-96	41	32	9	0	--	--	64
1996-97	41	25	11	5	--	--	55
1997-98	41	21	10	10	--	--	52
1998-99	41	21	10	10	--	--	52
1999-00	41	23	11	7	--	0	53
2000-01	41	24	15	2	--	0	50
2001-02	41	16	20	4	--	1	37
2002-03	41	15	22	2	--	2	34
2003-04	41	13	22	6	--	0	32
2005-06	41	12	21	--	8	--	32
2006-07	41	26	10	--	5	--	57
2007-08	41	26	10	--	5	--	57
2008-09	41	25	13	--	3	--	53
2009-10	41	25	12	--	4	--	54
2010-11	41	25	14	--	2	--	52

ROAD

SEASON	GP	W	L	T	OT	RT	PTS
1967-68	37	12	22	3	--	--	27
1968-69	38	8	25	5	--	--	21
1969-70	38	9	25	4	--	--	22
1970-71	39	3	25	11	--	--	17
1971-72	39	8	23	8	--	--	24
1972-73	39	8	26	5	--	--	21
1973-74	39	13	23	3	--	--	29
1974-75	40	12	23	5	--	--	29
1975-76	40	12	22	6	--	--	30
1976-77	40	12	21	7	--	--	31
1977-78	40	9	22	9	--	--	27
1978-79	40	13	19	8	--	--	34
1979-80	40	10	24	6	--	--	26
1980-81	40	9	21	10	--	--	28
1981-82	40	10	25	5	--	--	25
1982-83	40	4	31	5	--	--	13
1983-84	40	9	29	2	--	--	20
1984-85	40	7	31	2	--	--	16
1985-86	40	14	23	3	--	--	31
1986-87	40	11	23	6	--	--	28
1987-88	40	14	23	3	--	--	31
1988-89	40	16	20	4	--	--	36
1989-90	40	10	25	5	--	--	25
1990-91	40	16	21	3	--	--	35
1991-92	40	18	19	3	--	--	39
1992-93	42	24	15	3	--	--	51
1993-94	42	19	18	5	--	--	43
1994-95	24	11	11	2	--	--	24
1995-96	41	17	20	4	--	--	38
1996-97	41	13	25	3	--	--	29
1997-98	41	19	14	8	--	--	46
1998-99	41	17	20	4	--	--	38
1999-00	41	14	20	1	--	6	35
2000-01	41	18	13	7	--	3	46
2001-02	41	12	21	4	--	4	32
2002-03	41	12	22	4	--	3	31
2003-04	41	10	25	2	--	4	26
2005-06	41	10	25	--	6	--	26
2006-07	41	21	14	--	6	--	48
2007-08	41	21	17	--	3	--	45
2008-09	41	20	15	--	6	--	46
2009-10	41	22	16	--	3	--	47
2010-11	41	24	11	--	6	--	54

FORMER PENGUINS

FORWARDS/DEFENSEMEN

				REGULAR SEASON					PLAYOFFS				
Player	POS	#	YEARS	GP	G	A	PTS	PIM	GP	G	A	PTS	PIM
A													
Ramzi Abid	LW	34/19	2003-04	19	3	2	5	29	--	--	--	--	--
Peter Ahola	D	6	1992-93	22	0	1	1	14	--	--	--	--	--
Brad Aitken	LW	17/35	1987-88/ 90-91	11	1	2	3	25	--	--	--	--	--
Peter Allen	D	39/38	1995-96	8	0	0	0	8	--	--	--	--	--
Russ Anderson	D	7	1976-82	353	15	77	92	684	10	0	3	3	28
Paul Andrea	RW	22	1967-69	90	18	27	45	4	--	--	--	--	--
Greg Andrusak	D	4/36/37/ 28/49	1993-96/ 1999	19	0	5	5	12	12	1	0	1	6
Lou Angotti	C	7	1968-69	71	17	20	37	36	--	--	--	--	--
Shawn Antoski	LW	11	1996	13	0	0	0	49	--	--	--	--	--
Syl Apps	C	26	1970-78	495	151	349	500	241	19	4	4	8	23
John Arbour	D	3	1968-69	17	0	2	2	35	--	--	--	--	--
Colby Armstrong	RW	20	2005-08	181	37	61	98	175	5	0	1	1	11
Chuck Arnason	RW	9	1973-76	149	46	40	86	50	9	2	4	6	4
Don Awrey	D	24	1976-77	79	1	12	13	40	3	0	1	1	0
B													
Wayne Babych	RW	10/26	1984-85	67	20	34	54	35	--	--	--	--	--
Matthew Barnaby	RW	36	1999-01	129	15	18	33	399	24	0	2	2	64
Stu Barnes	C	20/14	1996-99	204	67	69	136	66	11	3	4	7	2
Doug Barrie	D	23	1968-69	8	1	1	2	8	--	--	--	--	--
Len Barrie	C	9	1994-96	53	3	11	14	84	4	1	0	1	8
Andy Bathgate	RW	9	1967-68/ 70-71	150	35	68	103	89	--	--	--	--	--
Nolan Baumgartner	D	6	2003	5	0	0	0	2	--	--	--	--	--
Paul Baxter	D	4	1980-83	202	25	69	94	851	10	0	1	1	42
Kris Beech	C	16/24	2001-04/ 2008	100	10	17	27	59	--	--	--	--	--
Roger Belanger	C	24	1984-85	44	3	5	8	32	--	--	--	--	--
Neil Belland	D	22	1986-87	3	0	1	1	0	--	--	--	--	--
Harvey Bennett	C	28	1974-75	32	3	3	6	53	--	--	--	--	--
Josef Beranek	LW	15/18	1996-97/ 00-01	91	16	19	35	65	29	0	5	5	8
Drake Berehowsky	D	6/44/55	1995-96/ 03-04	52	5	16	21	63	1	0	0	0	0
Yves Bergeron	RW	20/27	1974-75/ 76-77	3	0	0	0	0	--	--	--	--	--
Marc Bergevin	D	3/25	2000-01/ 02-03/ 03-04	157	4	17	21	89	12	0	1	1	2
Stefan Bergkvist	D	33/3	1995-97	7	0	0	0	9	4	0	0	0	2
Rick Berry	D	6	2002	13	0	2	2	21	--	--	--	--	--

Player	POS	#	YEARS	REGULAR SEASON					PLAYOFFS				
				GP	G	A	PTS	PIM	GP	G	A	PTS	PIM
Nick Beverley	D	25	1973-74	67	2	14	16	21	--	--	--	--	--
Wayne Bianchin	LW	14	1973-79	264	68	41	109	130	3	0	1	1	6
Larry Bignell	D	23/24	1973-75	20	0	3	3	2	3	0	0	0	2
Paul Bissonnette	D/RW	67/16	2008-09	15	0	1	1	22	--	--	--	--	--
Scott Bjugstad	RW	27	1988-89	24	3	0	3	4	--	--	--	--	--
Bob Blackburn	D	4	1969-71	124	8	12	20	105	6	0	0	0	4
Tom Bladon	D	2	1978-80	135	6	29	35	99	8	0	5	5	2
Mike Blaisdell	RW	26	1985-87	76	16	15	31	38	--	--	--	--	--
Doug Bodger	D	3/33	1984-88	299	35	132	167	292	--	--	--	--	--
Eric Boguniecki	RW	18/23	2005-06	38	5	6	11	29	--	--	--	--	--
Patrick Boileau	D	5	2003-04	16	3	4	7	8	--	--	--	--	--
Leo Boivin	D	2	1967-69	114	14	26	40	100	--	--	--	--	--
Brian Bonin	C	17	1999	5	0	0	0	0	3	0	0	0	0
Dennis Bonvie	RW	16	1999-01	31	0	0	0	80	--	--	--	--	--
Joel Bouchard	D	39	2003	7	0	1	1	0	--	--	--	--	--
Philippe Boucher	D	43	2008-09	25	3	3	6	24	9	1	3	4	4
Bob Boughner	D	6	2000-01	69	2	3	5	216	29	0	3	3	37
Chris Bourque	LW	12	2009	20	0	3	3	10	--	--	--	--	--
Phil Bourque	LW/D	2/4/29	1983-84/ 85-92	344	75	89	164	435	56	13	12	25	107
Pat Boutette	LW	15	1981-84	247	65	109	174	548	5	3	1	4	8
Randy Boyd	D	8	1981-83	84	4	17	21	126	3	0	0	0	11
Wally Boyer	C	18	1968-72	203	32	62	94	81	10	1	2	3	0
Matt Bradley	RW	8	2003-04	82	7	9	16	65	--	--	--	--	--
Tim Brent	C	47	2008	1	0	0	0	0	--	--	--	--	--
Andy Brickley	LW	23	1983-85	95	25	35	60	19	--	--	--	--	--
Michel Briere	C	21	1969-70	76	12	32	44	20	10	5	3	8	17
Doug Brown	RW	24	1993-95	77	18	37	55	18	6	0	0	0	2
Greg Brown	D	34	1993-94	36	3	8	11	28	6	0	1	1	4
Rob Brown	RW	44	1987-91/ 97-00	414	150	192	342	392	41	9	10	19	34
Kelly Buchberger	RW	7	2003-04	71	1	3	4	109	--	--	--	--	--
Mike Bullard	C	22	1980-86	382	185	175	360	388	9	4	4	8	4
Ted Bulley	LW	26/24	1983-84	26	3	2	5	12	--	--	--	--	--
Charlie Burns	C	9	1968-69	76	13	38	51	22	--	--	--	--	--
Robin Burns	LW	25/20/10	1970-73	41	0	5	5	32	--	--	--	--	--
Dave Burrows	D	4/8	1971-78/ 80-82	573	24	108	132	301	20	1	3	4	16
Rod Buskas	D	7	1982-89/ 1990	431	16	48	64	959	10	0	0	0	23
Sven Butenschon	D	48/22	1997-2001	33	0	1	1	14	--	--	--	--	--
C													
Eric Cairns	D	33	2006-07	28	1	0	1	92	--	--	--	--	--
Jock Callander	RW	14/36	1987-90/ 91-92	101	21	28	49	114	22	3	8	11	12
Colin Campbell	D	6	1974-76/ 77-79	243	14	52	66	517	19	2	7	9	51
Dave Capuano	RW	15	1989-90	6	0	0	0	2	--	--	--	--	--

Player	POS	#	YEARS	REGULAR SEASON					PLAYOFFS				
				GP	G	A	PTS	PIM	GP	G	A	PTS	PIM
Luca Caputi	LW	61/39	2009-10	9	2	1	3	6	--	--	--	--	--
Steve Cardwell	LW	15/20	1970-73	53	9	11	20	35	4	0	0	0	2
Randy Carlyle	D	25	1978-84	397	66	257	323	582	22	6	8	14	41
Gene Carr	C	28	1977-78	70	17	37	54	76	--	--	--	--	--
Tom Cassidy	C	25/11	1977	26	3	4	7	15	--	--	--	--	--
Jay Caulfield	RW	16	1988-93	194	3	7	10	714	14	0	0	0	30
John Chabot	C	9	1984-87	216	36	98	134	26	--	--	--	--	--
Blair Chapman	RW	9	1976-79	227	48	51	99	71	10	2	1	3	9
Todd Charlesworth	D	2/6/2734	1983-88	86	3	9	12	41	--	--	--	--	--
Marc Chorney	D	16/24	1980-83	139	5	18	23	151	7	0	1	1	2
Tom Chorske	LW	17	1999-00	33	1	5	6	2	--	--	--	--	--
Erik Christensen	C	16	2005-08	143	33	33	66	88	4	0	0	0	6
Jeff Christian	LW	34/28/72	1995-97	15	2	2	4	15	--	--	--	--	--
Jeff Chychrun	D	6	1992	18	0	1	1	37	--	--	--	--	--
Kim Clackson	D	6	1979-80	45	0	3	3	166	3	0	0	0	37
Paul Coffey	D	77	1987-92	331	108	332	440	573	23	4	22	26	37
Mike Comrie	C	19	2010-11	21	1	5	6	18	--	--	--	--	--
Chris Conner	RW	23/18/16	2009-11	68	9	10	19	10	8	1	0	1	0
Rene Corbet	LW	9	2000-01	47	9	9	18	57	24	2	1	3	21
Mike Corrigan	LW	27	1976-78	98	22	39	61	46	2	0	0	0	0
Jacques Cossette	RW	20/27	1975-76/ 77-79	64	8	6	14	29	3	0	1	1	4
Cory Cross	D	4	2006	6	0	1	1	6	--	--	--	--	--
Bruce Crowder	RW	28	1984-85	26	4	7	11	23	--	--	--	--	--
Greg Crozier	LW	32	2000-01	1	0	0	0	0	--	--	--	--	--
John Cullen	C	11	1988-91/ 94-95	262	88	184	272	399	20	3	8	11	36
Randy Cunneynworth	LW	15	1985-89	295	101	115	216	513	11	3	5	8	26
D													
Chris Dahlquist	D	2/4	1985-90	195	10	26	36	219	2	0	0	0	0
Alexandre Daigle	RW	11	2002-03	33	4	3	7	8	--	--	--	--	--
J.J. Daigneault	D	36	1996-97	66	6	17	23	59	17	1	9	10	36
Jeff Daniels	LW	43/18/20	1990-94	134	8	11	19	36	12	3	2	5	0
Kim Davis	LW	16/22/30	1977-81	34	5	7	12	47	4	0	0	0	0
Billy Dea	LW	14	1967-69	139	26	20	46	12	--	--	--	--	--
Nelson DeBenedet	LW	23	1974-75	31	6	3	9	11	--	--	--	--	--
Dean DeFazio	LW	12	1983-84	22	0	2	2	28	--	--	--	--	--
Gilbert Delorme	D	27	1989-90	54	3	7	10	44	--	--	--	--	--
Ab DeMarco	D	5	1974	42	9	13	22	8	--	--	--	--	--
Larry Depalma	LW	12	1993-94	7	1	0	1	5	1	0	0	0	0
Bob Dillabough	LW	15	1967-68	61	7	12	19	20	--	--	--	--	--
Gord Dineen	D	5	1988-92	117	2	10	12	173	11	0	2	2	8
Bobby Dollas	D	8	1998-99/ 2001	75	2	8	10	64	13	1	0	1	6
Robert Dome	C/LW	15/59	1997-2000	52	7	7	14	12	--	--	--	--	--
Shean Donovan	RW	18	2002-03	65	6	6	12	34	--	--	--	--	--
Justin Duberman	RW	37	1992-95	4	0	0	0	0	--	--	--	--	--

Player	POS	#	YEARS	REGULAR SEASON					PLAYOFFS				
				GP	G	A	PTS	PIM	GP	G	A	PTS	PIM
Ron Duguay	RW	10/35	1986-87	53	11	20	31	36	--	--	--	--	--
Micki DuPont	D	47	2006-07	3	0	1	1	4	--	--	--	--	--
Steve Durbano	D	7	1974-76	66	4	23	27	309	--	--	--	--	--
Steve Dykstra	D	22	1988-89	65	1	6	7	126	1	0	0	0	2
Joe Dziedzic	LW	16	1995-97	128	14	14	28	131	21	1	3	4	23
E													
Mike Eastwood	C	20	2003-04	82	4	15	19	40	--	--	--	--	--
Mark Eaton	D	3/7	2006-10	218	7	24	31	82	42	4	6	10	14
Darryl Edestrand	D	25	1970-73	158	25	47	72	140	4	0	2	2	0
Tom Edur	D	2	1977-78	58	5	38	43	18	--	--	--	--	--
Nils Ekman	LW	28	2006-07	34	6	9	15	24	1	0	0	0	0
Shane Endicott	C	41/23/14	2001-02/ 05-06	45	1	2	3	47	--	--	--	--	--
Bryan Erickson	RW	14	1988	11	1	4	5	0	--	--	--	--	--
Bob Errey	LW	10/12	1983-93	572	132	140	272	651	49	9	4	13	51
F													
Pat Falloon	RW	14	2000	30	4	9	13	10	10	1	0	1	2
Rico Fata	LW	19/9	2003-05	120	21	26	47	74	--	--	--	--	--
Mario Faubert	D	5/24/28	1974-78/ 79-82	231	21	90	111	222	10	2	2	4	6
Ruslan Fedotenko	LW	26	2008-10	145	27	42	69	94	30	7	7	14	8
Tony Feltrin	D	33	1980-83	38	3	3	6	44	--	--	--	--	--
Andrew Ference	D	7	1999-03	163	11	25	36	157	18	3	7	10	16
George Ferguson	RW	11	1978-83	310	89	106	195	162	22	4	11	15	13
Chris Ferraro	RW	47/57	1997-98	46	3	4	7	43	--	--	--	--	--
Peter Ferraro	RW	45/17	1997-98	29	3	4	7	12	--	--	--	--	--
Jonathan Filewich	RW	38/34	2007-08	5	0	0	0	10	--	--	--	--	--
Rusty Fitzgerald	LW	34/52	1994-96	25	2	2	4	12	5	0	0	0	4
John Flesch	LW	11	1978	29	7	5	12	19	--	--	--	--	--
Ron Flockhart	C	9	1983-84	80	27	23	50	44	--	--	--	--	--
Dan Focht	D	4	2003-04	64	2	6	8	124	--	--	--	--	--
Bryan Fogarty	D	33	1992-93	12	0	4	4	4	--	--	--	--	--
Val Fonteyne	LW	8	1967-72	349	39	82	121	4	14	0	2	2	2
Corey Foster	D	36/4	1995-96	11	2	2	4	2	3	0	0	0	4
Greg Fox	D	4/2	1983-85	75	4	10	14	92	--	--	--	--	--
Ron Francis	C	9/10	1991-98	533	164	449	613	295	97	32	68	100	67
Dan Frawley	RW	28	1985-90	240	33	37	70	610	--	--	--	--	--
G													
Maxim Galanov	D	47	1998-99	51	4	3	7	14	1	0	0	0	0
Perry Ganchar	RW	20/8	1987-89	33	2	5	7	36	--	--	--	--	--
Paul Gardner	C	20/30	1980-84	207	98	105	203	105	10	2	5	7	10
Rob Garner	C	24	1982-83	1	0	0	0	0	--	--	--	--	--
Steve Gatzos	RW	26/28	1981-85	89	15	20	35	83	1	0	0	0	0
Robert Geale	C	28	1984-85	1	0	0	0	2	--	--	--	--	--
Lee Giffin	RW	11/17/34	1986-88	27	1	3	4	9	--	--	--	--	--
Ed Gilbert	C	23	1976	45	1	1	2	0	--	--	--	--	--

Player	POS	#	YEARS	REGULAR SEASON					PLAYOFFS				
				GP	G	A	PTS	PIM	GP	G	A	PTS	PIM
Stan Gilbertson	LW	15	1975-77	115	19	17	36	19	3	1	1	2	2
Randy Gilhen	C	15/19	1989-91	133	20	21	41	105	16	1	0	1	14
Hal Gill	D	2	2008-09	80	3	11	14	69	44	0	3	3	18
Bob Gladney	D	33	1983-84	13	1	5	6	2	--	--	--	--	--
Eric Godard	RW	28	2008-11	135	3	7	10	352	--	--	--	--	--
Dave Goertz	D	32	1987-88	2	0	0	0	2	--	--	--	--	--
Alex Goligoski	D	67/13/3	2008-11	177	23	67	90	68	15	2	8	10	2
Sergei Gonchar	D	55	2005-10	322	54	205	259	313	60	7	37	44	26
Steve Gotaas	C	16	1987-88	36	5	6	11	45	--	--	--	--	--
Pat Graham	LW	24	1981-83	62	7	13	20	71	4	0	0	0	2
Tuomas Gronman	D	42	1997-99	22	1	2	3	25	1	0	0	0	0
Scott Gruhl	LW	38	1987-88	6	1	0	1	0	--	--	--	--	--
Nate Guenin	D	2	2009-10	2	0	0	0	0	--	--	--	--	--
Bill Guerin	RW	13	2009-10	95	26	31	57	93	35	11	13	24	17
H													
Vic Hadfield	LW	11	1974-77	163	61	79	140	118	12	5	2	7	11
Anders Hakansson	LW	11	1982-83	62	9	12	21	26	--	--	--	--	--
Adam Hall	C	18/28	2007-08	46	2	4	6	24	17	3	1	4	8
Jim Hamilton	LW	13/23/28	1978-85	95	14	18	32	28	6	3	0	3	0
Dave Hannan	C	20/32	1981-88/ 88-89	355	60	88	148	530	8	0	1	1	4
Nick Harbaruk	RW	11	1969-73	308	40	61	101	257	14	3	1	4	20
Billy Harris	C	15	1968-69	54	7	13	20	8	--	--	--	--	--
Kevin Hatcher	D	4	1996-99	220	45	95	140	193	24	4	4	8	20
Greg Hawgood	D	4	1994-95	33	2	6	8	33	1	0	0	0	0
Shawn Heins	D	57	2003	27	1	1	2	33	--	--	--	--	--
Bryan Hextall	C	7	1969-74	335	71	115	186	498	14	0	3	3	43
Billy Hicke	RW	9	1971	12	2	0	2	6	--	--	--	--	--
Alex Hicks	C	33	1996-98	113	12	28	40	130	11	0	1	1	4
Wayne Hicks	RW	16	1967-68	15	4	7	11	2	--	--	--	--	--
Andy Hilbert	C	9	2006	19	7	11	18	16	--	--	--	--	--
Randy Hillier	D	23/34	1984-91	343	13	79	92	594	17	0	1	1	73
Todd Hlushko	LW	28	1998-99	--	--	--	--	--	2	0	0	0	0
Brian Holzinger	C	15	2002-03	70	7	17	24	44	--	--	--	--	--
Marian Hossa	RW	18	2008	12	3	7	10	6	20	12	14	26	12
Tim Horton	D	3/24	1971-72	44	2	9	11	40	4	0	1	1	2
Greg Hotham	D	6	1982-85	170	11	63	74	118	5	0	3	3	6
Jan Hrdina	C	38	1998-03	366	79	148	227	215	40	10	14	24	22
Jiri Hrdina	C	38	1990-92	93	9	27	36	29	35	2	4	6	22
Tim Hrynewich	LW	28	1982-84	55	6	8	14	82	--	--	--	--	--
Lex Hudson	D	5	1978-79	2	0	0	0	0	2	0	0	0	0
Mike Hudson	C	14/16	1995	40	2	9	11	34	11	0	0	0	6
Pat Hughes	RW	24	1979-81	134	28	23	51	239	5	0	0	0	21
Dave Hunter	LW	20	1987-88	59	11	18	29	77	--	--	--	--	--
Matt Hussey	C	49/7/28	2003-06	16	2	2	4	0	--	--	--	--	--
Andrew Hutchinson	D	8	2010	5	0	1	1	6	--	--	--	--	--

				REGULAR SEASON					PLAYOFFS				
Player	POS	#	YEARS	GP	G	A	PTS	PIM	GP	G	A	PTS	PIM
I													
Victor Ignatjev	D	46/23	1998-99	11	0	1	1	6	1	0	0	0	2
Earl Ingarfield	C	10	1967-69	90	23	37	60	16	--	--	--	--	--
J													
Ric Jackman	D	55/22	2004-06	74	13	39	52	60	--	--	--	--	--
Jaromir Jagr	RW	68	1990-01	806	439	640	1079	593	140	65	82	147	121
John Jakopin	D	23	2000-01	19	0	4	4	42	--	--	--	--	--
Connor James	LW	36	2007-09	14	1	0	1	2	--	--	--	--	--
Arto Javanainen	RW	19	1984-85	14	4	1	5	2	--	--	--	--	--
Grant Jennings	D	3	1991-95	210	7	21	28	357	38	1	1	2	38
Andreas Johansson	C	38	1996-98	77	7	17	24	40	1	0	0	0	0
Mathias Johansson	C	20	2003	12	1	5	6	4	--	--	--	--	--
Greg Johnson	C	20/9	1997	37	8	9	17	16	5	1	0	1	2
Jim Johnson	D	6	1985-90	390	14	95	109	658	11	0	5	5	44
Mark Johnson	C	9	1980-82	136	23	39	62	84	10	4	3	7	6
Stan Jonathan	LW	9	1982-83	19	0	3	3	13	--	--	--	--	--
Ron Jones	D	6	1973-74	25	0	3	3	15	--	--	--	--	--
Hans Jonsson	D	8	1999-03	242	10	38	48	92	27	0	1	1	14
Chris Joseph	D	22/23	1987/ 95-96	120	10	28	38	129	25	2	1	3	20
K													
Mark Kachowski	LW	26	1987-90	64	6	5	11	209	--	--	--	--	--
Sheldon Kannegiesser	D	6/16	1971-73	75	2	6	8	76	--	--	--	--	--
Ladislav Karabin	LW	14/37	1993-94	9	0	0	0	2	--	--	--	--	--
Darius Kasparaitis	D	26/11	1996-02	405	15	68	83	661	38	2	2	4	50
Rick Kehoe	RW	8/17	1974-85	722	312	324	636	88	37	4	17	21	2
Bob Kelly	LW	22	1974-77	250	69	85	154	462	15	6	3	9	23
Dan Kesa	RW	28/25	1998-99	67	2	8	10	27	13	1	0	1	0
Rick Kessell	C	14/15/23	1969-73	83	2	18	20	4	--	--	--	--	--
Orest Kindrachuk	C	26	1978-81	144	38	80	118	181	7	4	1	5	7
Petr Klima	RW	26/85	1996-97	9	1	3	4	4	--	--	--	--	--
Konstantin Koltsov	RW	48/71	2002-06	144	12	26	38	50	--	--	--	--	--
George Konik	D	18	1967-68	52	7	8	15	26	--	--	--	--	--
Chris Kontos	C	14	1987-88	67	9	16	25	18	--	--	--	--	--
Tom Kostopoulos	RW	36/37	2001-04	79	10	16	26	76	--	--	--	--	--
Alexei Kovalev	RW	27/72	1998-03/ 2011	365	151	203	354	373	46	12	18	30	50
Milan Kraft	C	14	2000-04	207	41	41	82	52	8	0	0	0	2
Frantisek Kucera	D	26	2001	7	0	2	2	0	--	--	--	--	--
Joel Kwiatkowski	D	6	2007	1	0	0	0	0	--	--	--	--	--
Jim Kyte	D	3	1989-90	57	3	1	4	127	--	--	--	--	--
L													
Yvon Labre	D	15/20	1970-71/ 73-74	37	2	3	5	32	--	--	--	--	--
Dan LaCouture	LW	22/33	2001-03	137	8	13	21	157	5	0	0	0	2
Pete LaFramboise	LW	27	1975-76	35	5	13	18	8	9	1	0	1	0

Player	POS	#	YEARS	REGULAR SEASON					PLAYOFFS				
				GP	G	A	PTS	PIM	GP	G	A	PTS	PIM
Jean Guy Lagace	D	23/24	1968-69/ 72-75	106	4	20	24	119	--	--	--	--	--
Ron Lalonde	C	16	1972-74	106	10	20	30	16	--	--	--	--	--
Mitch Lamoureux	C	12	1983-85	70	12	9	21	59	--	--	--	--	--
Robert Lang	C	20	1997-02	345	103	158	261	96	45	7	12	19	6
Ted Lanyon	D	23/5	1967-68	5	0	0	0	4	--	--	--	--	--
Georges Laraque	RW	27	2007-08	88	4	11	15	159	17	1	2	3	4
Pierre Larouche	C	10	1974-77	240	119	134	253	99	15	2	9	11	2
Brad Lauer	LW	36/14	1995-96	21	4	1	5	6	12	1	1	2	4
Janne Laukkanen	D	5	2000-03	125	11	37	48	82	29	4	6	10	24
Kevin LaVallee	LW	16	1986-87	33	8	20	28	4	--	--	--	--	--
Jamie Leach	RW	20/27	1989-92	60	7	7	14	10	--	--	--	--	--
Steve Leach	RW	23	1999-00	56	2	3	5	24	--	--	--	--	--
Patrick Lebeau	LW	18	1998-99	8	1	0	1	2	--	--	--	--	--
Bill LeCaine	RW	17	1968-69	4	0	0	0	0	--	--	--	--	--
John LeClair	LW	10	2005-06	94	24	34	58	73	--	--	--	--	--
Doug Lecuyer	LW	23	1982	12	1	4	5	12	--	--	--	--	--
Peter Lee	RW	10	1977-83	431	114	131	245	257	19	0	8	8	4
Guillaume Lefebvre	LW	33/11	2003-06	21	2	4	6	9	--	--	--	--	--
Petteri Lehto	D	8	1984-85	6	0	0	0	4	--	--	--	--	--
Bob Leiter	C	23	1971-72	78	14	17	31	18	4	3	0	3	0
Alain Lemieux	C	11	1986-87	1	0	0	0	0	--	--	--	--	--
Mario Lemieux	C	66	1984-97/ 00-06	915	690	1033	1723	834	107	76	96	172	87
Jordan Leopold	D	4	2010	20	4	4	8	6	8	0	0	0	2
Francois Leroux	D	30/18	1995-97	165	2	14	16	356	33	1	3	4	34
Nick Libett	LW	14	1979-81	121	20	18	38	18	5	1	1	2	0
Willy Lindstrom	RW	19	1985-87	131	24	30	54	36	--	--	--	--	--
Richard Lintner	D	6	2003	19	3	2	5	10	--	--	--	--	--
Troy Loney	LW	26/11/24	1983-93	532	69	100	169	980	66	8	14	22	97
Ross Lonsberry	LW	18	1978-81	236	56	73	129	150	17	2	3	5	13
Darren Lowe	RW	35	1984	8	1	2	3	0	--	--	--	--	--
Bernie Lukowich	RW	11	1973-74	53	9	10	19	32	--	--	--	--	--
Brian Lundberg	D	2	1982-83	1	0	0	0	2	--	--	--	--	--
Ross Lupaschuk	D	34	2002-03	3	0	0	0	4	--	--	--	--	--
Gilles Lupien	D	2	1980-81	31	0	1	1	34	--	--	--	--	--
Jack Lynch	D	3	1972-74	64	1	25	26	61	--	--	--	--	--
Steve Lyon	D	5	1976-77	3	0	0	0	2	--	--	--	--	--
M													
Lowell MacDonald	LW	15/14/18	1970-78	328	140	166	306	60	15	6	4	10	8
Norm Maciver	D	37/22	1995	45	2	30	32	38	12	1	4	5	8
Rick MacLeish	LW	7/19	1981-83	46	13	17	30	30	5	1	1	2	0
Al MacNeil	D	3	1967-68	74	2	10	12	58	--	--	--	--	--
Pete Mahovlich	C	20/26	1977-79	117	39	75	114	76	2	0	1	1	0
Greg Malone	C	12	1976-83	495	143	221	364	496	18	3	5	8	32
Ryan Malone	LW	12	2003-08	299	87	82	169	301	25	6	10	16	25
Kent Manderville	C	47/26	2002-03	86	3	5	8	50	--	--	--	--	--

Player	POS	#	YEARS	REGULAR SEASON					PLAYOFFS				
				GP	G	A	PTS	PIM	GP	G	A	PTS	PIM
Jimmy Mann	RW	18	1987-88	9	0	0	0	53	--	--	--	--	--
Moe Mantha	D	20	1984-87	232	37	131	168	223	--	--	--	--	--
Paul Marshall	LW	20	1979-80	59	12	12	24	13	1	0	0	0	0
Dwight Mathiasen	RW	11/22/ 24/34	1986-88	33	1	7	8	18	--	--	--	--	--
Dick Mattiussi	LW	5	1967-69	44	0	4	4	32	--	--	--	--	--
Bryan Maxwell	D	16/5	1983-85	89	3	20	23	141	--	--	--	--	--
Pat Mayer	D	32	1987-88	1	0	0	0	4	--	--	--	--	--
Gary McAdam	LW	16	1979-81	140	27	40	67	95	12	3	3	6	9
Andrew McBain	RW	9	1989-90	41	5	9	14	51	--	--	--	--	--
Dunc McCallum	D	6/26	1967-71	185	14	35	49	228	10	1	2	3	12
Kevin McCarthy	D	24/25	1984-85	95	13	26	39	82	--	--	--	--	--
Kevin McClelland	C	18	1981-83	72	8	12	20	139	5	1	1	2	5
Keith McCreary	LW	10/21	1967-72	292	82	59	141	199	11	0	4	4	6
Ab McDonald	LW	20	1967-68	74	22	21	43	38	--	--	--	--	--
Joe McDonnell	D	2	1984-86	43	2	9	11	22	--	--	--	--	--
Al McDonough	RW	9	1972-74	152	56	74	130	46	4	0	1	1	0
Shawn McEachern	C/LW	15	1991-93/ 94-95	170	53	59	112	78	48	6	11	17	24
Jim McGeough	RW	16/22	1985-87	42	4	10	14	20	--	--	--	--	--
Jay McKee	D	74	2009-10	62	1	9	10	54	5	0	0	0	2
Steve McKenna	LW	23	2001/ 02-04	162	10	3	13	313	--	--	--	--	--
Brian McKenzie	LW	15	1971-72	6	1	1	2	4	--	--	--	--	--
Jim McKenzie	LW	33	1994-95	50	2	1	3	79	8	0	0	0	4
Dave McLlwain	C	19/26	1987-89/ 1996	108	14	14	28	48	9	0	1	1	6
Mike McMahan	D	26	1969-70	12	1	3	4	19	--	--	--	--	--
Bob McManama	D	15	1973-76	99	11	25	36	28	8	0	1	1	6
Marty McSorley	RW/D	4/33	1983-85/ 93-94	134	5	25	30	378	--	--	--	--	--
Mike Meeker	RW	8/16	1978-79	4	0	0	0	5	--	--	--	--	--
Ron Meighan	D	5	1982-83	41	2	6	8	16	--	--	--	--	--
Josef Melichar	D	2	2000-07	310	7	33	40	263	5	0	0	0	2
Eric Meloche	RW	72	2001-04	61	8	9	17	32	--	--	--	--	--
Dave Michayluk	LW	34	1992	--	--	--	--	--	7	1	1	2	0
Kevin Miller	C	8	1996	13	6	5	11	4	18	3	2	5	8
Kip Miller	C	37	1998-01	154	26	46	72	38	13	2	7	9	19
Chris Minard	LW	39/32/23	2007-09	35	2	3	5	14	--	--	--	--	--
Dmitri Mironov	D	15	1995-96	87	4	36	40	112	15	0	1	1	10
Carl Mokosak	LW	31	1986-87	3	0	0	0	4	--	--	--	--	--
Hartland Monahan	RW	8	1977-78	7	2	0	2	2	--	--	--	--	--
Dominic Moore	C	18	2006-07	59	6	9	15	46	--	--	--	--	--
Ian Moran	D/RW	37/24	1995-03	433	19	44	63	281	61	1	6	7	20
Aleksey Morozov	RW	95	1997-04	451	84	135	219	98	39	4	5	9	8
Jim Morrison	D	26/27	1969-71	132	5	25	30	72	8	0	3	3	10
Lew Morrison	RW	16	1974-78	214	13	13	26	12	13	0	0	0	0
Joe Mullen	RW	7	1990-95/ 96-97	379	153	172	325	101	62	16	15	31	20

Player	POS	#	YEARS	REGULAR SEASON					PLAYOFFS				
				GP	G	A	PTS	PIM	GP	G	A	PTS	PIM
Glenn Mulvenna	C	45	1991-92	1	0	0	0	2	--	--	--	--	--
Paul Mulvey	LW	26	1981	27	1	7	8	76	--	--	--	--	--
Craig Muni	D	28	1996-97	64	0	4	4	36	3	0	0	0	0
Matt Murley	LW	22/17	2003-06	59	2	6	8	38	--	--	--	--	--
Larry Murphy	D	4/55	1990-95	336	78	223	301	213	74	15	57	72	73
Glen Murray	RW	27	1995-97	135	25	26	51	81	18	2	6	8	10
Troy Murray	C	12	1995	13	0	2	2	23	12	2	1	3	12
N													
Markus Naslund	RW	14/29	1993-96	151	25	42	67	65	--	--	--	--	--
Alain Nasreddine	D	32	2005-08	56	1	4	5	30	--	--	--	--	--
Pat Neaton	D	36	1993-94	9	1	1	2	12	--	--	--	--	--
Petr Nedved	C	93	1995-97	154	78	92	170	134	23	11	12	23	28
Mike Needham	RW	45/39	1992-94	81	9	5	14	16	14	2	0	2	4
Todd Nelson	D	44	1991-92	1	0	0	0	0	--	--	--	--	--
Ville Nieminen	LW	10	2002-03	88	10	14	24	101	--	--	--	--	--
Ted Nolan	LW	25/34	1985-86	18	1	1	2	34	--	--	--	--	--
Simon Nolet	RW	9	1975-76	39	9	8	17	2	3	0	0	0	0
Niklas Nordgren	C	15	2006	15	0	0	0	4	--	--	--	--	--
Joe Noris	D	27	1971-72	35	2	5	7	36	--	--	--	--	--
Jeff Norton	D	4/25	2000-01	32	2	10	12	20	--	--	--	--	--
Hank Nowak	LW	27	1973-74	13	0	0	0	11	--	--	--	--	--
O													
Lyle Odelein	D	24	2005-06	27	0	1	1	50	--	--	--	--	--
Roman Oksiuta	RW	20	1997	7	0	0	0	4	--	--	--	--	--
Fredrik Olausson	D	23	1996-98	127	13	47	60	66	10	0	4	4	2
Eddie Olczyk	LW	27/16	1997-98	68	15	18	33	41	11	3	0	3	16
Krzysztof Oliwa	LW	29	2001-02	83	1	4	5	281	5	0	0	0	16
Tom O'Regan	C	8/12	1983-86	61	5	12	17	10	--	--	--	--	--
Michel Ouellet	RW	59/7	2005-07	123	35	45	80	46	5	0	2	2	6
Dennis Owchar	D	25	1974-78	168	18	49	67	146	8	0	1	1	6
P													
Jim Paek	D	2/3	1990-94	170	4	26	30	117	27	1	4	5	8
Wilf Paiement	RW	9	1987-88	23	2	6	8	39	--	--	--	--	--
Ziggy Palffy	RW	33	2005-06	42	11	31	42	12	--	--	--	--	--
Bob Paradise	D	2/24	1973-75/ 77-79	203	7	33	40	209	8	0	1	1	17
Richard Park	C	26/76/12	1994-97	58	4	7	11	38	4	0	0	0	2
Ed Patterson	RW	44	1993-96	68	3	3	6	56	--	--	--	--	--
Mel Pearson	C/LW	23	1967-68	2	0	1	1	0	--	--	--	--	--
Barry Pederson	C	10	1990-91	84	10	26	36	50	--	--	--	--	--
Janne Pesonen	LW	20	2008-09	7	0	0	0	0	--	--	--	--	--
Toby Petersen	C	17	2000-02	91	10	16	26	8	--	--	--	--	--
Ronald Petrovicky	RW	26	2006-07	31	3	3	6	28	3	0	0	0	2
Lasse Pirjeta	C	11	2004-06	38	10	9	19	18	--	--	--	--	--
Domenic Pittis	C	23	1996-97	1	0	0	0	0	--	--	--	--	--
Steve Poapst	D	3	2005	21	0	4	4	10	--	--	--	--	--

Player	POS	#	YEARS	REGULAR SEASON					PLAYOFFS				
				GP	G	A	PTS	PIM	GP	G	A	PTS	PIM
Greg Polis	LW	22	1970-74	256	88	70	158	146	4	0	2	2	0
Alexei Ponikarovsky	LW	23	2010	16	2	7	9	17	11	1	4	5	4
Peter Popovic	D	34	1999-00	54	1	5	6	30	10	0	0	0	10
Corey Potter	D	42	2011	1	0	0	0	0	--	--	--	--	--
Kelly Pratt	RW	12	1974-75	22	0	6	6	15	--	--	--	--	--
Tracy Pratt	D	6/11	1968-70	83	5	12	17	158	10	0	1	1	51
Dean Prentice	LW	20	1969-71	144	47	42	89	32	10	2	5	7	8
Noel Price	D	4	1967-69	143	8	45	53	109	--	--	--	--	--
Pat Price	D	2	1980-82	128	8	52	60	459	10	1	1	2	49
Tom Price	D	6/25/28	1977-79	19	0	2	2	8	--	--	--	--	--
Ken Priestlay	C	18	1991-92	51	2	9	11	4	--	--	--	--	--
Wayne Primeau	C	15	2001-03	131	9	24	33	127	18	1	3	4	2
Sean Pronger	C	12	1998	7	1	0	1	2	5	0	0	0	4
Jean Pronovost	RW	19	1968-78	753	316	287	603	306	29	9	9	18	12
Jamie Pushor	D	3/4	2002-03	91	3	3	6	106	--	--	--	--	--
Q													
Dan Quinn	C	10/14/9	1986-90/ 96	270	111	165	276	224	11	6	3	9	10
R													
Mike Ramsey	D	6	1993-94	77	3	4	7	30	13	0	6	6	4
Mark Recchi	RW	18/8	1988-92/ 2005-07	389	154	231	385	238	29	10	28	38	33
Stephane Richer	RW	44	2001-02	58	13	12	25	14	--	--	--	--	--
Gary Rissling	RW	10/15/ 20/23	1981-85	184	20	26	46	832	5	0	1	1	4
Jani Rita	RW	28	2006	30	3	4	7	4	--	--	--	--	--
Bob Rivard	LW	19	1967-68	27	5	12	17	4	--	--	--	--	--
Rene Robert	C	14	1971-72	49	7	11	18	42	--	--	--	--	--
Gary Roberts	LW	10	2007-08	57	10	18	28	66	16	4	4	8	34
Gord Roberts	D	14/28	1990-92	134	5	34	39	157	43	1	4	5	95
Luc Robitaille	LW	20	1994-95	46	23	19	42	37	12	7	4	11	26
Randy Robitaille	C	22	2002-03	81	15	32	47	24	--	--	--	--	--
Dave Roche	LW	51	1995-97	132	12	12	24	285	16	2	7	9	26
Tom Roulston	RW	12/18	1984-86	58	11	17	28	10	--	--	--	--	--
Mike Rowe	D	5/33	1984-87	11	0	0	0	11	--	--	--	--	--
Andre Roy	RW	36	2005-06	47	2	1	3	128	--	--	--	--	--
Michal Rozsival	D	28	1999-05	237	18	47	65	161	2	0	0	0	4
Duane Rupp	D	2	1969-74	265	21	83	104	170	10	2	2	4	8
Mike Rupp	RW	17	2009-11	162	22	14	36	244	18	1	1	2	12
Terry Ruskowski	LW	8	1985-87	143	40	74	114	309	--	--	--	--	--
Jarkko Ruutu	LW	37	2006-08	152	13	19	32	263	25	2	1	3	36
S													
Rocky Saganiuk	RW	28/11/33	1983-84	29	1	3	4	37	--	--	--	--	--
Kjell Samuelsson	D	23/28	1992-95	183	10	22	32	312	44	0	7	7	72
Mikael Samuelsson	RW	37	2003	22	2	0	2	8	--	--	--	--	--
Ulf Samuelsson	D	5	1991-95	277	11	83	94	804	66	4	12	16	123
Derek Sanderson	C	16	1978	13	3	1	4	0	--	--	--	--	--

Player	POS	#	YEARS	REGULAR SEASON					PLAYOFFS				
				GP	G	A	PTS	PIM	GP	G	A	PTS	PIM
Tomas Sandstrom	RW	17	1994-97	172	71	84	155	168	36	7	5	12	50
Grant Sasser	C	19	1983-84	3	0	0	0	0	--	--	--	--	--
Miroslav Satan	RW	81	2008-09	65	17	19	36	36	17	1	5	6	11
Glen Sather	LW	16	1969-71	122	20	17	37	210	10	0	2	2	17
Ryan Savoia	C	18	1998-99	3	0	0	0	0	--	--	--	--	--
Ken Schinkel	RW	12	1967-73	371	93	143	236	88	13	6	1	7	4
Norm Schmidt	D	3/25	1983-88	125	23	33	56	73	--	--	--	--	--
Ron Schock	C	17	1969-77	619	124	280	404	201	29	2	12	14	23
Dwight Schofield	D	4	1986-87	25	1	6	7	59	--	--	--	--	--
Dave Schultz	LW	8	1977-79	113	13	34	47	535	--	--	--	--	--
Rod Schutt	LW	23/27	1978-84	278	77	92	169	177	22	8	6	14	26
Rob Scuderi	D	45/5/4	2003-09	300	3	36	39	112	49	1	7	8	10
Jeff Serowik	D	48/16	1998-99	26	0	6	6	16	--	--	--	--	--
Eddie Shack	LW	23/24	1972-73	92	30	29	59	96	4	0	1	1	15
Doug Shedden	RW	14	1981-86	332	123	159	282	148	--	--	--	--	--
Gregg Sheppard	C	20/19	1978-82	241	50	73	123	113	17	4	7	11	2
Jim Shires	LW	27	1973	18	1	2	3	2	--	--	--	--	--
Jon Sim	LW	39	2004	15	2	3	5	6	--	--	--	--	--
Roman Simicek	C	15	2000-01	29	3	6	9	30	--	--	--	--	--
Charlie Simmer	RW	13/16	1988-89	50	11	17	28	24	--	--	--	--	--
Bob Simpson	LW	28/33	1981-83	30	10	9	19	4	2	0	0	0	0
Craig Simpson	RW	18	1985-88	169	50	55	105	140	--	--	--	--	--
Reid Simpson	LW	33	2003-04	2	0	0	0	17	--	--	--	--	--
Ville Siren	D	5	1984-88	199	11	45	56	158	--	--	--	--	--
Michal Sivek	C	47/22	2002-03	38	3	3	6	14	--	--	--	--	--
Martin Skoula	D	41	2009-10	33	3	5	8	6	--	--	--	--	--
Pavel Skrbek	D	46	1998-99	4	0	0	0	2	--	--	--	--	--
John Slaney	D	32	1999-00	29	1	4	5	10	2	1	0	1	2
Jiri Slegr	D	71	1997-01	252	24	62	86	337	29	3	10	13	33
Doug Smith	C	15	1990	10	1	1	2	25	--	--	--	--	--
Nathan Smith	C	41	2008	13	0	0	0	2	--	--	--	--	--
Bryan Smolinski	C	8/20	1995-96	81	24	40	64	69	18	5	4	9	10
Ron Snell	RW	14/16	1968-70	7	3	2	5	6	--	--	--	--	--
Ted Snell	RW	10	1973-74	55	4	12	16	8	--	--	--	--	--
Martin Sonnenberg	LW	45/12	1998-02	58	2	3	5	19	7	0	0	0	0
Billy Speer	D	25/23/17	1967-69	102	4	17	21	71	--	--	--	--	--
Brian Spencer	LW	22	1977-78	86	9	11	20	81	--	--	--	--	--
Ron Stackhouse	D	28/3	1973-82	621	66	277	343	547	32	5	8	13	38
Paul Stanton	D	22/23	1990-93	206	11	38	49	199	44	2	10	12	66
Mike Stapleton	C	26	1992-94	136	11	13	24	28	4	0	0	0	0
Brett Sterling	LW	12	2011	7	3	2	5	16	--	--	--	--	--
Kevin Stevens	LW	25	1987-95/ 2001	522	260	295	555	1048	103	46	60	106	170
Bob Stewart	D	8	1079-80	65	3	7	10	52	5	1	1	2	2
John Stewart	LW	20/23/25	1970-72	40	4	9	13	32	--	--	--	--	--
Karl Stewart	C	17	2006	3	0	0	0	2	--	--	--	--	--
Andre St. Laurent	C	34	1982-83	96	23	14	37	130	5	2	1	3	8
Alek Stojanov	LW	11/25	1996-98	45	2	4	6	86	9	0	0	0	19

Player	POS	#	YEARS	REGULAR SEASON					PLAYOFFS				
				GP	G	A	PTS	PIM	GP	G	A	PTS	PIM
Ryan Stone	LW	33	2007-09	8	0	1	1	7	--	--	--	--	--
Blaine Stoughton	RW	12	1973-74	34	5	6	11	8	--	--	--	--	--
Martin Straka	LW	82	1992-95/ 97-03	560	165	277	442	215	65	19	27	46	30
Art Stratton	LW	7	1967-68	58	16	21	37	16	--	--	--	--	--
Martin Strbak	D	6	2003-04	44	3	11	14	38	--	--	--	--	--
Bob Stumpf	D	29	1975	3	0	0	0	0	--	--	--	--	--
Tomas Surovy	LW	43	2002-06	126	27	32	59	71	--	--	--	--	--
Rich Sutter	RW	9/23	1982-84	9	0	0	0	0	--	--	--	--	--
Gary Swain	LW	24	1968-69	9	1	1	2	0	--	--	--	--	--
George Swarbrick	RW	10/15	1969-70	31	1	7	8	36	--	--	--	--	--
Darryl Sydor	D	5	2007-08	82	2	13	15	28	4	0	0	0	2
Petr Sykora	RW	17	2007-09	157	53	56	109	77	27	6	4	10	16
T													
Jeff Taffe	LW	38/22	2007-09	53	5	9	14	10	--	--	--	--	--
Maxime Talbot	C	25	2005-11	388	52	56	108	324	66	14	19	33	87
Peter Taglianetti	D	32	1990-92/ 93-95	167	7	28	35	338	39	1	7	8	83
Dale Tallon	D	4/19	1978-80	95	10	33	43	53	4	0	0	0	4
Chris Tamer	D	2	1993-98	253	8	21	29	588	37	0	8	8	52
Tony Tanti	RW	9	1990-91	83	20	30	50	66	--	--	--	--	--
Dick Tarnstrom	D	32	2002-06	174	28	75	103	140	--	--	--	--	--
Mark Taylor	C	16	1983-85	106	31	41	72	43	--	--	--	--	--
Greg Tebbutt	D	34	1983-84	24	0	2	2	31	--	--	--	--	--
Bill Thomas	RW	37	2008-09	16	2	1	3	2	--	--	--	--	--
Errol Thompson	LW	6	1981-82	34	6	8	14	12	--	--	--	--	--
Chris Thorburn	C	22	2006-07	39	3	2	5	69	--	--	--	--	--
Tom Thornbury	D	34	1983-84	14	1	8	9	16	--	--	--	--	--
Billy Tibbetts	RW	12	2000-02	62	2	7	9	188	--	--	--	--	--
Dave Tippett	LW/C	14	1992-93	74	6	19	25	56	12	1	4	5	14
German Titov	LW	9	1998-00	135	28	70	98	68	11	3	5	8	4
Rick Tocchet	RW	92/22	1992-94	150	76	103	179	435	32	15	22	37	68
Jeff Toms	C	46/9	2002	14	2	1	3	4	--	--	--	--	--
Tim Tookey	C	11	1983-84	8	0	2	2	2	--	--	--	--	--
Dan Trebil	D	3/23	2000	19	1	0	1	7	--	--	--	--	--
Bryan Trottier	C	19	1990-92/ 93-94	156	24	48	72	114	46	7	7	14	57
Ian Turnbull	D	7	1982-83	6	0	0	0	4	--	--	--	--	--
U													
Gene Ubriaco	LW/C	11	1967-69	114	33	26	59	30	--	--	--	--	--
V													
Garry Valk	LW	26/8/18	1997-98	56	5	5	10	58	--	--	--	--	--
Wayne Van Dorp	LW	22	1987-88	25	1	3	4	75	--	--	--	--	--
Ed Van Impe	D	2	1976-77	22	0	8	8	22	3	0	1	1	2
Ryan Vandenbussche	RW	37	2005-06	20	1	0	1	42	--	--	--	--	--
Vladimir Vujtek	LW	19	2002	5	0	1	1	0	--	--	--	--	--

				REGULAR SEASON					PLAYOFFS				
Player	POS	#	YEARS	GP	G	A	PTS	PIM	GP	G	A	PTS	PIM
W													
Tim Wallace	RW	63/22	2008-11	24	0	2	2	12	--	--	--	--	--
Bryan Watson	D	5	1969-74	304	8	57	65	871	14	0	0	0	38
Steve Webb	RW	18	2003-04	5	0	0	0	2	--	--	--	--	--
Wally Weir	D	23	1985	14	0	3	3	34	--	--	--	--	--
Noah Welch	D	4	2005-07	27	2	4	6	24	--	--	--	--	--
Chris Wells	C	12	1995-96	54	2	2	4	59	--	--	--	--	--
Brad Werenka	D	5	1997-00	213	12	41	53	208	19	2	1	3	14
Ryan Whitney	D	6/19	2005-09	253	34	116	150	223	25	2	6	8	31
Jim Wiley	C	8	1972-74	26	0	4	4	2	--	--	--	--	--
Barry Wilkins	D	5	1974-76	134	5	56	61	203	6	0	1	1	4
Neil Wilkinson	D	6	1995-99	122	4	14	18	169	20	0	1	1	18
Landon Wilson	RW	26	2004	19	5	1	6	31	--	--	--	--	--
Mike Wilson	D	6/4	2001-02	21	1	1	2	17	--	--	--	--	--
Mitch Wilson	C	33	1986-87	17	2	1	3	83	--	--	--	--	--
Bennett Wolf	D	3/6/16	1980-83	30	0	1	1	133	--	--	--	--	--
Jason Woolley	D	22	1996-97	57	6	30	36	28	5	0	3	3	0
Bob Woytowich	D	3/20	1968-72	248	22	71	93	149	10	1	2	3	2
Tyler Wright	C	29	1996-00	238	17	16	33	317	30	3	2	5	40
X													
Y													
Harry York	C	32	1998	2	0	0	0	0	--	--	--	--	--
Scott Young	RW/LW	6/34	1990-91	43	11	16	27	33	17	1	6	7	2
Warren Young	LW	11/35	1983-85/ 86-88	152	49	52	101	311	--	--	--	--	--
Z													
Rod Zaine	C	24	1970-71	37	8	5	13	21	--	--	--	--	--
Zarley Zalapski	D	33	1987-91	190	33	102	135	160	11	1	8	9	13
Richard Zemlak	RW	18	1988-90	50	1	5	6	178	1	0	0	0	10
Mike Zigomanis	C	15	2008-09	22	2	4	6	27	--	--	--	--	--
Segei Zubov	D	3/56	1995-96	64	11	55	66	22	18	1	14	15	26

GOALTENDERS

				REGULAR SEASON					PLAYOFFS				
Player	POS	#	YEARS	GP	W	L	T	GAA	GP	W	L	T	GAA
A													
Jean-Sebastien Aubin	G	30	1998-04	168	63	72	11	2.90	1	0	0	--	0.00
B													
Tom Barrasso	G	31/35	1988-00	460	226	153	53	3.27	101	56	42	--	2.91
Hank Bassen	G	1	1967-68	25	7	10	3	2.86	--	--	--	--	--
Les Binkley	G	30	1967-72	196	58	94	34	3.12	7	5	2	--	2.10
Martin Brochu	G	50	2003-04	1	0	0	0	1.82	--	--	--	--	--
Andy Brown	G	29/30	1973-74	45	16	20	6	3.78	--	--	--	--	--
C													
Sebastien Caron	G	31	2002-06	90	24	47	12	3.49	--	--	--	--	--
Alain Chevrier	G	30	1990	3	1	2	0	5.06	--	--	--	--	--
Andy Chiodo	G	40	2003-06	8	3	4	1	3.46	--	--	--	--	--
Ty Conklin	G	35	2007-08	33	18	8	5	2.51	--	--	--	--	--
John Curry	G	1/36	2008-10	4	2	2	0	3.79	--	--	--	--	--
D													
Joe Daley	G	1	1967-70	38	11	18	6	3.16	--	--	--	--	--
Philippe DeRouville	G	30	1994-97	3	1	2	0	3.16	--	--	--	--	--
Michel Dion	G	29	1981-85	151	42	79	20	4.28	5	2	3	--	4.34
Rob Dopson	G	1	1993-94	2	0	0	0	4.00	--	--	--	--	--
E													
Gary Edwards	G	30	1982	6	3	2	1	3.67	--	--	--	--	--
Marv Edwards	G	30	1968-69	1	0	1	0	3.00	--	--	--	--	--
Roy Edwards	G	1	1971-72	15	2	8	4	2.55	--	--	--	--	--
F													
Brian Ford	G	31	1984-85	8	2	6	0	6.30	--	--	--	--	--
G													
Mathieu Garon	G	32	2009	4	2	1	0	2.91	1	0	0	--	0.00
Steve Guenette	G	1/30	1986-89	32	17	15	0	3.71	--	--	--	--	--
H													
Paul Harrison	G	1	1981-82	13	3	7	0	5.49	--	--	--	--	--
Johan Hedberg	G	1	2001-03	116	46	57	12	2.88	18	9	9	--	2.30
Denis Herron	G	1/29	1972-75/ 76-79/ 82-86	290	88	133	44	3.87	10	3	7	--	3.49
Paul Hoganson	G	1	1970-71	2	0	1	0	7.37	--	--	--	--	--
Rob Holland	G	1	1979-81	44	11	22	9	4.08	--	--	--	--	--
I													
Gary Inness	G	29/30	1973-76	100	39	37	13	3.34	9	5	4	--	2.67

				REGULAR SEASON					PLAYOFFS				
Player	POS	#	YEARS	GP	W	L	T	GAA	GP	W	L	T	GAA
J													
Bob Johnson	G	1	1974-75	12	3	4	1	5.04	--	--	--	--	--
K													
L													
Patrick Lalime	G	40	1996-97	39	21	12	2	2.94	--	--	--	--	--
Gordon Laxton	G	1/30	1975-79	17	4	9	0	5.55	--	--	--	--	--
M													
Gilles Meloche	G	27	1985-88	104	34	43	17	3.65	--	--	--	--	--
Greg Millen	G	29	1978-81	135	57	56	18	3.83	10	4	6	--	3.84
N													
Cam Newton	G	1/30	1970-71/ 72-73	16	4	7	1	3.76	--	--	--	--	--
O													
P													
Rich Parent	G	31	2000-01	7	1	1	3	3.07	--	--	--	--	--
Frank Pietrangelo	G	40	1987-92	87	34	32	3	4.13	5	4	1	--	3.13
Michel Plasse	G	31	1975-76	75	33	24	14	3.59	3	1	2	--	2.67
Q													
R													
Greg Redquest	G	25	1977-78	1	0	0	0	13.85	--	--	--	--	--
Nick Ricci	G	31	1979-83	19	7	12	0	4.36	--	--	--	--	--
Pat Riffin	G	1	1987-88	39	15	14	7	3.64	--	--	--	--	--
Roberto Romano	G	30/35	1982-87/ 93-94	125	46	62	8	3.96	--	--	--	--	--
Jim Rutherford	G	1/29	1971-74	115	44	49	14	3.14	4	0	4	--	3.50
S													
Dany Sabourin	G	30	2005-06/ 07-09	44	16	18	3	2.88	--	--	--	--	--
Peter Skudra	G	1	1997-00	74	26	22	11	2.65	1	0	0	0	3.00
Al Smith	G	29	1969-71	92	24	42	17	3.07	3	1	2	--	3.33
Garth Snow	G	34	2000-01	35	14	15	4	2.98	--	--	--	--	--
T													
Rick Tabaracci	G	31	1988-89	1	0	0	0	7.27	--	--	--	--	--
Bob Taylor	G	30	1976	2	0	1	0	5.38	--	--	--	--	--
Jocelyn Thibault	G	41	2005-07	38	8	17	5	3.52	1	0	0	0	0.00
Vincent Tremblay	G	31	1983-84	4	0	4	0	6.00	--	--	--	--	--
Ron Tugnutt	G	31	2000	7	4	2	0	2.41	11	6	5	--	1.77
U													
V													
W													

Player	POS	#	YEARS	REGULAR SEASON					PLAYOFFS				
				GP	W	L	T	GAA	GP	W	L	T	GAA
Dunc Wilson	G	29	1976-78	66	23	30	11	3.53	--	--	--	--	--
Ken Wregget	G	31	1992-98	212	104	67	21	3.29	26	13	12	--	2.86
X													
Y													
Wendell Young	G	1	1988-92/ 95	111	42	47	5	4.14	1	0	0	--	1.54
Z													

GOALTENDERS

ALL-TIME STATISTICS

NAME	GP	MP	GA	SO	GAA	W	L	T/OT	SV	SV%
Alexander Pechurskiy	1	36	1	0	1.67	0	0	0	13	.923
Martin Brochu	1	33	1	0	1.82	0	0	0	18	.947
Ron Tugnutt	7	374	15	0	2.41	4	2	0	182	.924
Brent Johnson	46	2,405	98	1	2.44	23	11	4	1,047	.914
Ty Conklin	33	1,866	78	2	2.51	18	8	5	935	.923
Roy Edwards	15	847	36	0	2.55	2	8	4	355	.908
Peter Skudra	74	3,687	163	4	2.65	26	22	11	1,374	.894
Marc-Andre Fleury	367	20,861	948	19	2.74	184	126	37	9,436	.908
Hank Bassen	25	1,299	62	1	2.86	7	10	3	616	.909
Johan Hedberg	116	6,832	328	7	2.88	46	57	12	2,973	.901
Dany Sabourin	44	2,252	108	2	2.88	16	18	3	1,073	.899
Mathieu Garon	4	205	10	0	2.91	2	1	0	94	.894
Jean-Sebastien Aubin	168	8,888	432	6	2.92	63	72	11	3,937	.901
Patrick Lalime	39	2,058	101	3	2.94	21	12	2	1,065	.913
Garth Snow	35	2,032	101	3	2.98	14	15	4	913	.900
Marv Edwards	1	60	3	0	3.00	0	1	0	30	.909
Rich Parent	7	332	17	0	3.07	1	1	3	133	.887
Al Smith	92	5,027	257	4	3.07	24	42	17	2,777	.899
Les Binkley	196	11,046	575	11	3.12	58	94	34	5,022	.897
Jim Rutherford	115	6,252	327	4	3.14	44	49	14	2,915	.899
Joe Daley	38	2,143	113	2	3.16	11	18	6	1,094	.906
Philippe DeRouville	3	119	9	0	3.16	1	2	0	84	.903
Tom Barrasso	460	25,879	1409	22	3.27	226	153	53	12,070	.895
Ken Wregget	212	11,737	644	6	3.29	104	67	21	5,640	.898
Gary Inness	100	5,366	299	2	3.34	39	37	13	2,591	.897
Andy Chiodo	8	486	28	0	3.46	3	4	1	238	.892
Sebastien Caron	90	4,933	287	4	3.49	24	47	12	2,653	.892
Jocelyn Thibault	38	1,908	112	1	3.52	8	17	5	1,004	.890
Dunc Wilson	66	3,807	224	5	3.53	23	30	11	1,750	.887
Michel Plasse	75	4,190	251	2	3.59	33	24	14	2,013	.889
Pat Riffin	39	2,157	131	0	3.64	15	14	7	916	.868
Gilles Meloche	104	5,726	348	0	3.65	34	43	17	2,491	.865
Gary Edwards	6	360	22	1	3.67	3	2	1	171	.886
Steve Guenette	32	1,779	110	1	3.71	17	15	0	832	.883
Cam Newton	16	814	51	0	3.76	4	7	1	360	.876
Andy Brown	45	2,476	156	1	3.78	16	20	6	1,126	.878
John Curry	4	174	11	0	3.79	2	2	0	83	.868
Greg Millen	135	7,839	501	4	3.83	57	56	18	3,482	.874
Denis Herron	290	16,105	1040	6	3.87	88	133	44	8,072	.886
Roberto Romano	125	7,051	465	4	3.96	46	62	8	3,407	.880

continued on page 197

continued from page 196

ALL-TIME STATISTICS

NAME	GP	MP	GA	SO	GAA	W	L	T/OT	SV	SV%
Rob Dopson	2	45	3	0	4.00	0	0	0	20	.870
Rob Holland	44	2,513	171	1	4.08	11	22	9	1,060	.861
Frank Pietrangelo	87	4,478	308	1	4.13	34	32	3	2,125	.873
Wendell Young	111	5,576	385	1	4.14	42	47	5	2,710	.876
Michel Dion	151	8,477	605	0	4.28	42	79	20	3,998	.855
Nick Ricci	19	1,087	79	0	4.36	7	12	0	474	.857
Bob Johnson	12	476	40	0	5.04	3	4	1	237	.856
Alain Chevrier	3	166	14	0	5.06	1	2	0	75	.843
Bob Taylor	2	78	7	0	5.38	0	1	0	41	.837
Paul Harrison	13	700	64	0	5.49	3	7	0	288	.816
Gordon Laxton	17	800	74	0	5.55	4	9	0	359	.829
Vincent Tremblay	4	240	24	0	6.00	0	4	0	117	.830
Brian Ford	8	457	48	0	6.30	2	6	0	248	.838
Rick Tabaracci	1	33	4	0	7.27	0	0	0	17	.810
Paul Hoganson	2	57	7	0	7.37	0	1	0	21	.750
Greg Redquest	1	13	3	0	13.85	0	0	0	2	.400

TEAM OPERATIONS

GENERAL MANAGERS

NAME	DATES	GP	W	L	T	OT	OTL	PTS	PCT
Jack Riley*	6/6/67 to 5/1/70	226	73	117	36	--	--	182	.403
Red Kelly	5/1/70 to 1/29/72	126	33	64	29	--	--	95	.377
Jack Riley*	1/29/72 to 1/13/74	149	57	73	19	--	--	133	.446
Jack Button	1/13/74 to 7/1/75	117	54	44	19	--	--	127	.543
Wren Blair	7/1/75 to 12/3/76	105	44	44	17	--	--	105	.500
Baz Bastien	12/3/76 to 3/15/83	527	193	248	86	--	--	472	.447
NO GM	3/16/83 to 4/3/83	8	2	5	1	--	--	5	.313
Ed Johnston	5/27/83 to 4/14/88	400	140	220	40	--	--	320	.400
Tony Esposito	4/14/88 to 12/5/89	106	50	47	9	--	--	109	.514
Craig Patrick	12/5/89 to 4/20/06	1250	575	511	127	14	23	1314	.526
Ray Shero	5/25/06 to Present	410	235	132	--	43	--	513	.626
*Jack Riley's Combined Record		375	130	190	55	--	--	315	.420

HEAD COACHES

NAME	DATES	GP	W	L	T	OT	OTL	PTS	PCT
Red Sullivan	6/6/67 to 3/31/69	150	47	79	24	--	--	118	.393
Red Kelly	7/2/69 to 1/13/73	274	90	132	52	--	--	232	.423
Ken Schinkel*	1/13/73 to 2/6/74	86	29	49	8	--	--	66	.384
Marc Boileau	2/6/74 to 1/17/76	151	66	61	24	--	--	156	.517
Ken Schinkel*	1/17/76 to 5/19/77	117	54	43	20	--	--	128	.547
Johnny Wilson	6/13/77 to 5/8/80	240	91	105	44	--	--	226	.471
Ed Johnston#	7/15/80 to 7/20/83	240	79	126	35	--	--	193	.402
Lou Angotti	7/20/83 to 6/4/84	80	16	58	6	--	--	38	.238
Bob Berry	6/4/84 to 4/13/87	240	88	127	25	--	--	201	.419
Pierre Creamer	6/4/87 to 6/14/88	80	36	35	9	--	--	81	.506
Gene Ubriaco	6/28/88 to 12/5/89	106	50	47	9	--	--	109	.514
Craig Patrick&	12/5/89 to 6/12/90	54	22	26	6	--	--	50	.462
Bob Johnson	6/12/90 to 10/1/91	80	41	33	6	--	--	88	.550
Scott Bowman	10/1/91 to 5/28/93	164	95	53	16	--	--	206	.628
Ed Johnston#	6/22/93 to 3/3/97	276	153	98	25	--	--	331	.599
Craig Patrick&	3/3/97 to 4/26/97	20	7	10	3	--	--	17	.425
Kevin Constantine	6/14/97 to 12/9/99	189	86	67	35	--	4	211	.511
Herb Brooks	12/9/99 to 5/9/00	57	29	24	5	--	2	65	.570
Ivan Hlinka	6/21/00 to 10/14/01	86	42	32	9	--	3	96	.558
Rick Kehoe	10/14/01 to 4/15/03	160	55	81	14	--	10	134	.419
Eddie Olczyk	10/10/03 to 12/15/05	113	31	64	8	6	4	80	.354
Michel Therrien	12/15/05 to 2/15/09	272	135	105	--	32	--	302	.555
Dan Bylsma	2/15/09 to Present	189	114	56	--	19	--	247	.653

(Starting in 2005-06, ties were eliminated. Wins include overtime victories and shootout wins, OT includes overtime defeats and shootout losses)

*Ken Schinkel's Combined Record	203	83	92	28	--	--	194	.478
#Ed Johnston's Combined Record	516	232	224	60	--	--	524	.508
&Craig Patrick's Combined Record	74	29	36	9	--	--	67	.453

Year	Coach	GP	W	L	T	PTS	GF	GA	PCT
1967-68	Red Sullivan	74	27	34	13	67	195	216	.453
	Home	37	15	12	10	40	115	101	.541
	Road	37	12	22	3	27	80	115	.365
	Fifth in Western Division - 10th of 12 teams - Did not make playoffs								
1968-69	Red Sullivan	76	20	45	11	51	189	252	.336
	Home	38	12	20	6	30	99	113	.395
	Road	38	8	25	5	21	90	139	.276
	Fifth in Western Division - 11th of 12 teams - Did not make playoffs								
1969-70	Red Kelly	76	26	38	12	64	182	238	.421
	Home	38	17	13	8	42	105	108	.553
	Road	38	9	25	4	22	77	130	.289
	Second in Western Division - 7th of 12 teams Eliminated Oakland, 4-0, in Quarterfinals; Lost to St. Louis, 4-2, in Semifinals								
1970-71	Red Kelly	78	21	37	20	62	221	240	.397
	Home	39	18	12	9	45	126	92	.576
	Road	39	3	25	11	17	95	148	.218
	Sixth in Western Division - 11th of 14 teams - Did not make playoffs								
1971-72	Red Kelly	78	26	38	14	66	220	258	.423
	Home	39	18	15	6	42	132	125	.538
	Road	39	8	23	8	24	88	133	.308
	Fourth in Western Division - 9th of 14 teams - Lost to Chicago, 4-0, in Quarterfinals								
1972-73	TOTAL	78	32	37	9	73	257	265	.468
	Red Kelly	42	17	19	6	40	144	137	.476
	Ken Schinkel	36	15	18	3	33	113	128	.458
	Home	39	24	11	4	52	150	104	.667
	Road	39	8	26	5	21	107	161	.269
	Ken Schinkel Replaced Red Kelley on Jan. 13, 1973 Fifth in Western Division - 10th of 16 teams - Did not make playoffs								
1973-74	TOTAL	78	28	41	9	65	242	273	.417
	Ken Schinkel	50	14	31	5	33	138	185	.330
	Marc Boileau	28	14	10	4	32	104	88	.571
	Home	39	15	18	6	36	124	116	.462
	Road	39	13	23	3	29	118	157	.371
Marc Boileau replaced Ken Schinkel on Feb. 6, 1974 Fifth in Western Division - 11th of 16 teams - Did not make playoffs									
1974-75	Marc Boileau	80	37	28	15	89	326	289	.556
	Home	40	25	5	10	60	192	113	.750
	Road	40	12	23	5	29	134	176	.363
Third in Norris Division - 6th of 18 teams Eliminated St. Louis, 2-0, in Preliminary Round; Lost to NY Islanders, 4-3, in Quarterfinals									

Year	Coach	GP	W	L	T	PTS	GF	GA	PCT
1975-76	TOTAL	80	35	33	12	82	339	303	.513
	Marc Boileau	43	15	23	5	35	161	181	.407
	Ken Schinkel	37	20	10	7	47	178	122	.635
	Home	40	23	11	6	52	196	137	.650
	Road	40	12	22	6	30	143	166	.375
	Ken Schinkel replaced Marc Boileau on Jan. 17, 1976; Third in Norris Division - 8th of 18 teams - Lost to Toronto, 2-1, in Preliminary Round								
1976-77	Ken Schinkel	80	34	33	13	81	240	252	.506
	Home	40	22	12	6	50	139	119	.625
	Road	40	12	21	7	31	101	133	.386
	Third in Norris Division - 7th of 18 teams - Lost to Toronto, 2-1, in Preliminary Round								
1977-78	Johnny Wilson	80	25	37	18	68	254	321	.425
	Home	40	16	15	9	41	143	147	.513
	Road	40	9	22	9	27	111	174	.338
	Fourth in Norris Division - 12th of 18 teams - Did not make playoffs								
1978-79	Johnny Wilson	80	36	31	13	85	281	279	.531
	Home	40	23	12	5	51	152	120	.638
	Road	40	13	19	8	34	129	159	.425
	Second in Norris Division - 8th of 18 teams - Eliminated Buffalo, 2-1, in Preliminary Round; Lost to Boston, 4-0, in Quarterfinals								
1979-80	Johnny Wilson	80	30	37	13	73	251	303	.456
	Home	40	20	13	7	47	145	134	.588
	Road	40	10	24	6	26	106	169	.325
	Third in Norris Division - 13th of 21 teams - Lost to Boston, 3-2, in Preliminary Round								
1980-81	Ed Johnston	80	30	37	13	73	302	345	.456
	Home	40	21	16	3	45	160	154	.563
	Road	40	9	21	10	28	142	191	.350
	Third in Norris Division - 15th of 21 teams - Lost to St. Louis, 3-2, in Preliminary Round								
1981-82	Ed Johnston	80	31	36	13	75	310	337	.469
	Home	40	21	11	8	50	167	143	.625
	Road	40	10	25	5	25	143	194	.313
	Fourth in Patrick Division - 12th of 21 teams - Lost to NY Islanders, 3-2, in Preliminary Round								
1982-83	Ed Johnston	80	18	53	9	45	257	394	.281
	Home	40	14	22	4	32	134	170	.400
	Road	40	4	31	5	13	123	224	.163
	Sixth in Patrick Division - 21st of 21 teams - Did not make playoffs								
1983-84	Lou Angotti	80	16	58	6	38	254	390	.238
	Home	40	7	29	4	18	132	182	.225
	Road	40	9	29	2	20	122	208	.250
	Sixth in Patrick Division - 21st of 21 teams - Did not make playoffs								
1984-85	Bob Berry	80	24	51	5	53	276	385	.331
	Home	40	17	20	3	37	150	171	.463
	Road	40	7	31	2	16	126	214	.200
	Sixth in Patrick Division - 20th of 21 teams - Did not make playoffs								

Year	Coach	GP	W	L	T	PTS	GF	GA	PCT
1985-86	Bob Berry	80	34	38	8	76	313	305	.475
	Home	40	20	15	5	45	155	133	.563
	Road	40	14	23	3	31	158	172	.388
	Fifth in Patrick Division - 15th of 21 teams - Did not make playoffs								
1986-87	Bob Berry	80	30	38	12	72	297	290	.450
	Home	40	19	15	6	44	164	145	.550
	Road	40	11	23	6	28	133	145	.350
	Fifth in Patrick Division - 14th of 21 teams - Did not make playoffs								
1987-88	Pierre Creamer	80	36	35	9	81	319	316	.506
	Home	40	22	12	6	50	171	140	.625
	Road	40	14	23	3	31	148	176	.388
	Sixth in Patrick Division - 12th of 21 teams - Did not make playoffs								
1988-89	Gene Ubriaco	80	40	33	7	87	347	349	.544
	Home	40	24	13	3	51	184	159	.638
	Road	40	16	20	4	36	163	190	.450
	Second in Patrick Division - 6th of 21 teams Eliminated NY Rangers, 4-0, in Division Semifinals; Lost to Philadelphia, 4-3, Division Finals								
1989-90	TOTAL	80	32	40	8	72	318	359	.450
	Gene Ubriaco	26	10	14	2	22	101	110	.423
	Craig Patrick	54	22	26	6	50	217	249	.462
	Home	40	22	15	3	47	178	166	.588
	Road	40	10	25	5	25	140	193	.313
	Craig Patrick replaced Gene Ubriaco on Dec. 10, 1989 Fifth in Patrick Division - 17th of 21 teams - Did not make playoffs								
1990-91	Bob Johnson	80	41	33	6	88	342	305	.550
	Home	40	25	12	3	53	184	132	.663
	Road	40	16	21	3	35	158	173	.438
	First in Patrick Division - 7th of 21 teams Eliminated New Jersey, 4-3, in Division Semifinals; Eliminated Washington, 4-1, in Division Finals; Eliminated Boston, 4-2, in Conference Finals; Defeated Minnesota, 4-2, in Stanley Cup Final								
1991-92	Scott Bowman	80	39	32	9	87	343	308	.544
	Home	40	21	13	6	48	192	154	.600
	Road	40	18	19	3	39	151	154	.488
	Third in Patrick Division - 6th of 22 teams - Eliminated Washington, 4-3, in Division Semifinals; Eliminated NY Rangers, 4-3, in Division Finals; Eliminated Boston, 4-2, in Conference Finals; Defeated Chicago, 4-0, in Stanley Cup Final								
1992-93	Scott Bowman	84	56	21	7	119	367	268	.708
	Home	41	31	6	4	66	198	128	.805
	Road	41	23	15	3	49	159	136	.598
	Neutral	2	2	0	0	4	10	4	1.000
	First in Patrick Division - 1st of 24 teams Eliminated New Jersey, 4-1, in Division Semifinals; Lost to NY Islanders, 4-3, in Division Finals								
1993-94	Ed Johnston	84	44	27	13	101	299	285	.601
	Home	41	24	9	8	56	155	128	.683
	Road	41	18	18	5	41	132	153	.500
	Neutral	2	2	0	0	4	12	4	1.000
	First in Northeast Division - 3rd of 26 teams - Lost to Washington, 4-2, Conference Quarterfinals								

Year	Coach	GP	W	L	T	PTS	GF	GA	PCT
1994-95	Ed Johnston	48	29	16	3	61	181	158	.635
	Home	24	18	5	1	37	103	71	.771
	Road	24	11	11	2	24	78	87	.500
	Second in Northeast Division - 3rd of 26 teams - Eliminated Washington, 4-3, in Conference Quarterfinals; Lost to New Jersey, 4-1, in Conference Semifinals								
1995-96	Ed Johnston	82	49	29	4	102	362	284	.622
	Home	41	32	9	0	64	215	136	.780
	Road	41	17	20	4	38	147	148	.463
	First in Northeast Division - 4th of 26 teams								
	Eliminated Washington, 4-2, in Conference Quarterfinals; Eliminated NY Rangers, 4-1, in Conference Semifinals; Lost to Florida, 4-3, in Conference Finals								
1996-97	TOTAL	82	38	36	8	84	285	280	.512
	Ed Johnston	62	31	26	5	67	220	205	.540
	Craig Patrick	20	7	10	3	17	65	75	.425
	Home	41	25	11	5	55	154	122	.671
	Road	41	13	25	3	29	131	158	.254
	Craig Patrick replaced Ed Johnston on March 3, 1997								
	Second in Northeast Division - 10th of 26 teams Lost to Philadelphia, 4-1, in Conference Quarterfinals								
1997-98	Kevin Constantine	82	40	24	18	98	228	188	.598
	Home	41	21	10	10	52	125	98	.634
	Road	41	19	14	8	46	103	90	.561
	First in Northeast Division - 4th of 26 teams - Lost to Montreal, 4-2, in Conference Quarterfinals								
1998-99	Kevin Constantine	82	38	30	14	90	242	225	.555
	Home	41	21	10	10	52	132	103	.634
	Road	41	17	20	4	38	110	122	.463
	Third in Atlantic Division - 11th of 27 teams Eliminated New Jersey, 4-3, in Conference Quarterfinals; Lost to Toronto, 4-2, Conference Semifinals								
1999-00	TOTAL	82	37	37	8 (6)	88	241	236	.537
	Kevin Constantine	25	8	14	3 (4)	23	76	76	.460
	Herb Brooks	57	29	23	5 (2)	65	165	160	.570
	Home	41	23	11	7 (0)	53	134	107	.646
	Road	41	14	26	1 (6)	35	107	129	.427
	Herb Brooks replaced Kevin Constantine on Dec. 9, 1999								
	Third in Atlantic Division - 13th of 28 teams Eliminated Washington, 4-1, in Conference Quarterfinals; Lost to Philadelphia, 4-2, Conference Semifinals								
2000-01	Ivan Hlinka	82	42	28	9 (3)	96	281	256	.585
	Home	41	24	15	2 (0)	50	142	125	.610
	Road	41	18	13	7 (3)	46	139	131	.560
	Third in Atlantic Division - 10th of 30 teams Eliminated Washington, 4-2, in Conference Quarterfinals; Eliminated Buffalo, 4-3, in Conference Semifinals; Lost to New Jersey, 4-1, in Conference Finals								
2001-02	TOTAL	82	28	41	8 (5)	69	198	249	.421
	Ivan Hlinka	4	0	4	0	0	17	17	.000
	Rick Kehoe	78	28	37	8 (5)	69	181	232	.442
	Home	41	16	20	4 (1)	37	114	128	.451
	Road	41	12	21	4 (4)	32	84	121	.390
	Rick Kehoe replaced Ivan Hlinka on Oct. 14, 2001 Fifth in Atlantic Division - 26th of 30 teams - Did not make playoffs								

Year	Coach	GP	W	L	T/SO	PTS	GF	GA	PCT
2002-03	Rick Kehoe	82	27	44	6 (5)	65	189	255	.396
	Home	41	15	22	2 (2)	34	99	132	.415
	Road	41	12	22	4 (3)	31	90	123	.378
	Fifth in Atlantic Division - 29th of 30 teams - Did not make playoffs								
2003-04	Eddie Olczyk	82	23	47	8 (4)	58	190	303	.354
	Home	41	13	22	6 (0)	32	95	145	.390
	Road	41	10	25	2 (4)	26	95	158	.371
	Fifth in Atlantic Division - 30th of 30 teams - Did not make playoffs								
2005-06	TOTAL	82	22	46	14	58	244	316	.354
	Eddie Olczyk	31	8	17	6	22	82	125	.355
	Michel Therrien	51	14	29	8	36	162	191	.353
	Home	41	12	21	8	32	133	156	.390
	Road	41	10	25	6	26	111	160	.317
	Michel Therrien replaced Eddie Olczyk on Dec. 15, 2005 Fifth in Atlantic Division - 29th of 30 teams - Did not make playoffs								
2006-07	Michel Therrien	82	47	24	11	105	277	246	.640
	Home	41	26	10	5	57	136	104	.695
	Road	41	21	14	6	48	141	142	.585
	Second in Atlantic Division - 10th of 30 teams - Lost to Ottawa, 4-1, in Conference Quarterfinals								
2007-08	Michel Therrien	82	47	27	8	102	247	216	.622
	Home	41	26	10	5	57	136	97	.695
	Road	41	21	17	3	45	111	119	.549
	First in Atlantic Division - 4th of 30 teams Eliminated Ottawa, 4-0, in Conference Quarterfinals; Eliminated NY Rangers, 4-1, in Conference Semifinals; Eliminated Philadelphia, 4-1, in Conference Final; Lost to Detroit, 4-2, in Stanley Cup Final								
2008-09	TOTAL	82	45	28	9	99	264	239	.604
	Michel Therrien	57	27	25	5	59	171	175	.518
	Dan Bylsma	25	18	3	4	40	93	64	.800
	Home	41	25	13	3	53	134	104	.646
	Road	41	20	15	6	46	130	135	.561
	Dan Bylsma replaced Michel Therrien on Feb. 15, 2009 Second in Atlantic Division - 8th of 30 teams Eliminated Philadelphia, 4-2, in Conference Quarterfinals; Eliminated Washington, 4-3, in Conference Semifinals; Eliminated Carolina, 4-0, in Conference Final; Eliminated Detroit, 4-3, in Stanley Cup Final								
2009-10	Dan Bylsma	82	47	28	7	101	257	237	.616
	Home	41	25	12	4	54	143	114	.659
	Road	41	22	16	3	47	114	123	.573
	Second in Atlantic Division - 8th of 30 teams Eliminated Ottawa, 4-2, in Conference Quarterfinals; Lost to Montreal, 4-3, in Conference Semifinals								
2010-11	Dan Bylsma	82	49	25	8	106	238	199	.646
	Home	41	25	14	2	52	119	94	.634
	Road	41	24	11	6	54	119	105	.659
	Second in Atlantic Division - 3rd (tied) of 30 teams Lost to Tampa Bay, 4-3, in Conference Quarterfinals								

CAPTAINS, PRESIDENTS, SCOUTS

PRESIDENTS

1967-70	Jack E. McGregor
1970-72	Jack Riley
1973-74	No President
1975-77	Wren Blair
1977-81	Vince Bartimo
1981-88	Edward J. DeBartolo, Sr.
1988-91	Denise DeBartolo-York
1991-92	Howard Baldwin
1993-96	Jack Kelley
1996-97	Donn Patton
1998-99	Craig Patrick
1999-01	Mario Lemieux
2001-02	Tom Rooney/Ken Sawyer
2002-07	Ken Sawyer
2007-Present	David Morehouse

CAPTAINS

1967-68	Ab McDonald
1968-69	Earl Ingarfield
1969-73	No Captain
1973-77	Ron Schock
1977-78	Jean Pronovost
1978-81	Orest Kindrachuk
1981-84	Randy Carlyle
1984-86	Mike Bullard
1986-87	Mike Bullard/Terry Ruskowski
1987-88	Dan Frawley/Mario Lemieux
1988-94	Mario Lemieux
1994-95	Ron Francis
1995-97	Mario Lemieux
1997-98	Ron Francis
1998-01	Jaromir Jagr
2001-06	Mario Lemieux
2006-07	No captain
2007-Present	Sidney Crosby

SCOUTS

Edgar Brenchley	(1967-70 & 1971-73)	Greg Malone	(1988-06)	Jim Madigan	(2006-11)
Rudy Migay	(1967-68 & 1971-75)	Les Binkley	(1989-99)	Kevin Stevens	(2005-present)
Ken Carson	(1967-68)	Charlie Hodge	(1989-05)	Dan MacKinnon	(2006-present)
"Red" Sullivan	(1969-70)	Doug McCauley	(1989-91)	Jay Heinbuck	(2006-present)
Dave Lucas	(1969-75)	Ralph Cox	(1989-99)	Patrik Allvin	(2006-present)
Clare Rothermel	(1969-75 & 1977-84)	Gilles Meloche	(1990-06)	Wayne Meier	(2006-present)
Ron Marlow	(1971-72)	Pierre McGuire	(1990-91)	Brian Fitzgerald	(2006-present)
Dick Coss	(1971-72)	Mark Kelley	(1993-06)	Derek Clancey	(2007-present)
Gerry Brown	(1971-74)	Phil Russell	(1993-97)	David McNamara	(2007-present)
Jack Riley	(1974-75)	Glenn Patrick	(1994-06)	Luc Gauthier	(2008-present)
Ken Schinkel	(1974-76)	Herb Brooks	(1996-03)	Ron Pyette	(2008-present)
Gerald Blair	(1976-77)	Wayne Daniels	(1999-05)	Andre Savard	(2009-present)
Billy Taylor	(1979-86)	Neil Shea	(1999-06)	Dave Allison	(2009-present)
Albert Mandanici	(1981-88)	Rick Kehoe	(1986-06)	Randy Sexton	(2010-present)
Lou Angotti	(1984-86)	Richard Rose	(2001-05)	Al Santilli	(2011-present)
Bruce Haralson	(1984-89)	Bill O'Flaherty	(2006-07)		
John Gill	(1985-95)	Darryl Plandowski	(2006-08)		
Paul Goulet	(1986-88)	Matt Recchi	(2005-08)		
Doug Wood	(1986-88)	Chuck Grillo	(2001-11)		
Fred Gore	(1987-89)	Robert Neuhauser	(2006-11)		

ALL TIME LEADERS

GAMES PLAYED

SEASON			CAREER	
Joe Mullen	84	1993-94	Mario Lemieux	915
Larry Murphy	84	1993-94	Jaromir Jagr	806
Martin Straka	84	1993-94	Jean Pronovost	753
Ron Francis	84	1992-93	Rick Kehoe	722
Shawn McEachern	84	1992-93	Ron Stackhouse	621
Kevin Stevens	83	1993-94	Ron Schock	619
Larry Murphy	83	1992-93	Dave Burrows	573
23 Players Tied With 82			Bob Errey	572
			Martin Straka	560
			Ron Francis	533
			Troy Loney	532
			Kevin Stevens	522

GOALS

SEASON			CAREER	
Mario Lemieux	85	1988-89	Mario Lemieux	690
Mario Lemieux	70	1987-88	Jaromir Jagr	439
Mario Lemieux	69	1995-96	Jean Pronovost	316
Mario Lemieux	69	1992-93	Rick Kehoe	312
Jaromir Jagr	62	1995-96	Kevin Stevens	260
Kevin Stevens	55	1992-93	SIDNEY CROSBY	215
Rick Kehoe	55	1980-81	Mike Bullard	186
Kevin Stevens	54	1991-92	Martin Straka	165
Mario Lemieux	54	1986-87	Ron Francis	164
Pierre Larouche	53	1975-76	EVGENI MALKIN	158
Jaromir Jagr	52	2000-01	Mark Recchi	154
Jean Pronovost	52	1975-76	Joe Mullen	153
SIDNEY CROSBY	51	2009-10	Alexei Kovalev	151
Mike Bullard	51	1983-84	Syl Apps	151
Mario Lemieux	50	1996-97	Rob Brown	150
			Greg Malone	143

ASSISTS

SEASON			CAREER	
Mario Lemieux	114	1988-89	Mario Lemieux	1,033
Mario Lemieux	98	1987-88	Jaromir Jagr	640
Mario Lemieux	93	1985-86	Ron Francis	449
Mario Lemieux	92	1995-96	SIDNEY CROSBY	357
Ron Francis	92	1995-96	Syl Apps	349
Mario Lemieux	91	1992-93	Paul Coffey	332
Jaromir Jagr	87	1995-96	Rick Kehoe	324
Mario Lemieux	87	1991-92	Kevin Stevens	295
SIDNEY CROSBY	84	2006-07	Jean Pronovost	287
			Ron Schock	280

POINTS

SEASON			CAREER	
Mario Lemieux	199	1988-89	Mario Lemieux	1,723
Mario Lemieux	168	1987-88	Jaromir Jagr	1,079
Mario Lemieux	161	1995-96	Rick Kehoe	636
Mario Lemieux	160	1992-93	Ron Francis	613
Jaromir Jagr	149	1995-96	Jean Pronovost	603
Mario Lemieux	141	1985-86	SIDNEY CROSBY	572
Mario Lemieux	131	1991-92	Kevin Stevens	555
Jaromir Jagr	127	1998-99	Syl Apps	500
Kevin Stevens	123	1991-92	Martin Straka	442
Mario Lemieux	123	1989-90	Paul Coffey	440
Mario Lemieux	122	1996-97	EVGENI MALKIN	418
Jaromir Jagr	121	2000-01	Ron Schock	404
SIDNEY CROSBY	120	2006-07	Mark Recchi	385
Ron Francis	119	1995-96	Greg Malone	364
Rob Brown	115	1988-89	Mike Bullard	361

POWER-PLAY GOALS

SEASON			CAREER	
Mario Lemieux	31	1995-96	Mario Lemieux	236
Mario Lemieux	31	1988-89	Jaromir Jagr	110
Kevin Stevens	26	1992-93	Kevin Stevens	110
Rob Brown	24	1988-89	Rick Kehoe	95
Mario Lemieux	22	1987-88	Jean Pronovost	70
Kevin Stevens	21	1993-94	Rob Brown	68
Dan Quinn	21	1987-88	SIDNEY CROSBY	65
Paul Gardner	21	1981-82	EVGENI MALKIN	65
Four Players Tied With 20			Mark Recchi	61
			Paul Gardner	59
			Mike Bullard	59
			Ron Francis	54

GAME-WINNING GOALS

SEASON			CAREER	
Jaromir Jagr	12	1995-96	Jaromir Jagr	78
Petr Sykora	10	2008-09	Mario Lemieux	74
Jaromir Jagr	10	2000-01	Jean Pronovost	42
Mario Lemieux	10	1992-93	Kevin Stevens	27
Alexei Kovalev	9	2000-01	Rick Kehoe	26
Joe Mullen	9	1993-94	Martin Straka	26
Jaromir Jagr	9	1992-93	SIDNEY CROSBY	25
Mark Recchi	9	1990-91	EVGENI MALKIN	25
Jean Pronovost	9	1974-75	Mark Recchi	22
Three Players Tied With 8			Three Players Tied With 21	

SHORTHANDED GOALS

SEASON			CAREER	
Mario Lemieux	13	1988-89	Mario Lemieux	49
Mario Lemieux	10	1987-88	Ron Schock	14
Mario Lemieux	8	1995-96	Jean Pronovost	14
JORDAN STAAL	7	2006-07	Maxime Talbot	12
Mario Lemieux	6	1992-93	George Ferguson	12
Ryan Malone	5	2005-06	Ryan Malone	11
Seven Players Tied With 4			Syl Apps	11
			JORDAN STAAL	10
			Phil Bourque	10
			Martin Straka	9
			Jaromir Jagr	9

SHOTS

SEASON			CAREER	
Jaromir Jagr	403	1995-96	Mario Lemieux	3,633
Mario Lemieux	382	1987-88	Jaromir Jagr	2,911
Jaromir Jagr	343	1998-99	Jean Pronovost	2,310
Paul Coffey	342	1998-99	Rick Kehoe	2,165
Mario Lemieux	338	1995-96	Kevin Stevens	1,631
Mario Lemieux	327	1996-97	SIDNEY CROSBY	1,398
Kevin Stevens	326	1992-93	Ron Stackhouse	1,342
Kevin Stevens	325	1991-92	Paul Coffey	1,306

SHOOTING PERCENTAGE

SEASON			CAREER	
Warren Young	30.8	1984-85	Rob Brown	19.7
Rob Brown	30.0	1987-88	Mike Bullard	19.3
Rob Brown	29.0	1988-89	Mario Lemieux	19.0
Terry Ruskowski	28.6	1985-86	Paul Gardner	19.0
Mario Lemieux	27.2	1988-89		

OVERTIME GOALS

SEASON			CAREER	
Colby Armstrong	3	2006-07	Mario Lemieux	11
SIDNEY CROSBY	3	2005-06	Jaromir Jagr	9
Ryan Malone	3	2003-04	SIDNEY CROSBY	5
Aleksey Morozov	3	2003-04	EVGENI MALKIN	5
Jaromir Jagr	3	1998-99	Two Players Tied With 4	
Seven Players Tied With 2				

CONSECUTIVE GAMES PLAYED

REGULAR SEASON	
Ron Schock	313
JORDAN STAAL	302
Nick Harbaruk	276
EVGENI MALKIN	254
Ron Stackhouse	235

POWER-PLAY POINTS/ASSISTS (SEASON)

POINTS			ASSISTS		
Mario Lemieux	80	1988-89	Mario Lemieux	58	1987-88
Mario Lemieux	80	1987-88	Paul Coffey	53	1988-89
Mario Lemieux	79	1995-96	Mario Lemieux	49	1988-89
Paul Coffey	64	1988-89	SIDNEY CROSBY	48	2006-07
Mario Lemieux	62	1985-86	Mario Lemieux	48	1995-96
SIDNEY CROSBY	61	2006-07	Mario Lemieux	45	1985-86
Mario Lemieux	55	1992-93	Ron Francis	42	1995-96
Ron Francis	54	1995-96	Ron Francis	40	1992-93
Jaromir Jagr	51	1995-96	Three Players Tied With 39		

GAMES BY A GOALTENDER

SEASON			CAREER	
MARC-ANDRE FLEURY	67	2009-10	Tom Barrasso	460
MARC-ANDRE FLEURY	67	2006-07	MARC-ANDRE FLEURY	367
Johan Hedberg	66	2001-02	Denis Herron	290
MARC-ANDRE FLEURY	65	2010-11	Ken Wregget	212
Tom Barrasso	63	1997-98	Les Binkley	196
Tom Barrasso	63	1992-93		
Greg Millen	63	1980-81		
MARC-ANDRE FLEURY	62	2008-09		
Michel Dion	62	1981-82		

VICTORIES

SEASON			CAREER	
Tom Barrasso	43	1992-93	Tom Barrasso	226
MARC-ANDRE FLEURY	40	2006-07	MARC-ANDRE FLEURY	184
MARC-ANDRE FLEURY	37	2009-10	Ken Wregget	104
MARC-ANDRE FLEURY	36	2010-11	Denis Herron	88
MARC-ANDRE FLEURY	35	2008-09	Jean-Sebastien Aubin	63
Tom Barrasso	31	1997-98	Les Binkley	58
Tom Barrasso	29	1995-96	Greg Millen	57
Tom Barrasso	27	1990-91	Johan Hedberg	46
Johan Hedberg	25	2001-02	Roberto Romano	46
Ken Wregget	25	1994-95	Jim Rutherford	44
Tom Barrasso	25	1991-92		
Michel Dion	25	1981-82		
Greg Millen	25	1980-81		

SHUTOUTS

SEASON			CAREER	
Tom Barrasso	7	1997-98	Tom Barrasso	22
Johan Hedberg	6	2001-02	MARC-ANDRE FLEURY	19
Les Binkley	6	1967-68	Les Binkley	11
MARC-ANDRE FLEURY	5	2006-07	Johan Hedberg	7
Dunc Wilson	5	1976-77	Ken Wregget	6
Tom Barrasso	4	1998-99	Denis Herron	6
Tom Barrasso	4	1992-93	Jean-Sebastien Aubin	6
Six Players Tied With 3			Dunc Wilson	5

SEASON LEADERS

	GOALS		ASSISTS	
1967-68	22	Ab McDonald	39	Andy Bathgate
1968-69	25	Keith McCreary	38	Charlie Burns
1969-70	20	Dean Prentice	32	Michel Briere
1970-71	21	Keith McCreary, Dean Prentice, Jean Pronovost	32	Bryan Hextall
1971-72	30	Greg Polis, Jean Pronovost	44	Syl Apps
1972-73	35	Al McDonough	56	Syl Apps
1973-74	43	Lowell MacDonald	61	Syl Apps
1974-75	43	Jean Pronovost	63	Ron Schock
1975-76	53	Pierre Larouche	67	Syl Apps
1976-77	33	Jean Pronovost	43	Syl Apps
1977-78	40	Jean Pronovost	43	Greg Malone
1978-79	35	Greg Malone	42	Orest Kindrachuk
1979-80	30	Rick Kehoe	32	Greg Malone
1980-81	55	Rick Kehoe	67	Randy Carlyle
1981-82	36	Mike Bullard, Paul Gardner	65	Randy Carlyle
1982-83	29	Rick Kehoe	44	Greg Malone
1983-84	51	Mike Bullard	41	Mike Bullard
1984-85	43	Mario Lemieux	57	Mario Lemieux
1985-86	48	Mario Lemieux	93	Mario Lemieux
1986-87	54	Mario Lemieux	53	Mario Lemieux
1987-88	70	Mario Lemieux	98	Mario Lemieux
1988-89	85	Mario Lemieux	114	Mario Lemieux
1989-90	45	Mario Lemieux	78	Mario Lemieux
1990-91	40	Mark Recchi, Kevin Stevens	73	Mark Recchi
1991-92	54	Kevin Stevens	87	Mario Lemieux
1992-93	69	Mario Lemieux	91	Mario Lemieux
1993-94	41	Kevin Stevens	67	Jaromir Jagr
1994-95	32	Jaromir Jagr	48	Ron Francis
1995-96	69	Mario Lemieux	92	Mario Lemieux, Ron Francis
1996-97	50	Mario Lemieux	72	Mario Lemieux
1997-98	35	Jaromir Jagr	67	Jaromir Jagr
1998-99	44	Jaromir Jagr	83	Jaromir Jagr
1999-00	42	Jaromir Jagr	54	Jaromir Jagr
2000-01	52	Jaromir Jagr	69	Jaromir Jagr
2001-02	32	Alexei Kovalev	44	Alexei Kovalev
2002-03	28	Mario Lemieux	63	Mario Lemieux
2003-04	22	Ryan Malone	36	Dick Tarnstrom
2005-06	39	Sidney Crosby	63	Sidney Crosby
2006-07	36	Sidney Crosby	84	Sidney Crosby
2007-08	47	Evgeni Malkin	59	Evgeni Malkin
2008-09	35	Evgeni Malkin	78	Evgeni Malkin
2009-10	51	Sidney Crosby	58	Sidney Crosby
2010-11	32	Sidney Crosby	42	Kris Letang

	POINTS		GW GOALS	
1967-68	58	Andy Bathgate	4	Andy Bathgate
1968-69	52	Ken Schinkel	4	Keith McCreary
1969-70	51	Dean Prentice	5	Ken Schinkel
1970-71	48	Bryan Hextall	3	Andy Bathgate, Keith McCreary
1971-72	59	Syl Apps	5	Bryan Hextall
1972-73	85	Syl Apps	5	Jean Pronovost
1973-74	85	Syl Apps	4	Al McDonough
1974-75	86	Ron Schock	9	Jean Pronovost
1975-76	111	Pierre Larouche	4	Syl Apps, Bob Kelly
1976-77	65	Jean Pronovost	6	Pierre Larouche
1977-78	65	Jean Pronovost	5	Jean Pronovost
1978-79	65	Greg Malone	7	Peter Lee
1979-80	60	Rick Kehoe	5	Paul Marshall
1980-81	88	Rick Kehoe	5	Rick Kehoe, Rod Schutt
1981-82	85	Rick Kehoe	5	Mike Bullard
1982-83	67	Doug Shedden	4	Pat Boutette
1983-84	92	Mike Bullard	3	Rick Kehoe
1984-85	100	Mario Lemieux	3	Wayne Binachin, Mike Bullard, Doug Shedden, Warren Young
1985-86	141	Mario Lemieux	7	Terry Ruskowski
1986-87	107	Mario Lemieux	5	Randy Cunneyworth
1987-88	168	Mario Lemieux	7	Mario Lemieux
1988-89	199	Mario Lemieux	8	Mario Lemieux
1989-90	123	Mario Lemieux	4	John Cullen, Mario Lemieux, Mark Recchi
1990-91	113	Mark Recchi	9	Mark Recchi
1991-92	131	Mario Lemieux	5	Mario Lemieux
1992-93	160	Mario Lemieux	10	Mario Lemieux
1993-94	99	Jaromir Jagr	9	Joe Mullen
1994-95	70	Jaromir Jagr	7	Jaromir Jagr
1995-96	161	Mario Lemieux	2	Jaromir Jagr
1996-97	122	Mario Lemieux	7	Mario Lemieux
1997-98	102	Jaromir Jagr	8	Jaromir Jagr
1998-99	127	Jaromir Jagr	7	Jaromir Jagr
1999-00	96	Jaromir Jagr	5	Jaromir Jagr, Robert Lang
2000-01	121	Jaromir Jagr	10	Jaromir Jagr
2001-02	76	Alexei Kovalev	6	Jan Hrdina
2002-03	91	Mario Lemieux	4	Mario Lemieux, Martin Straka
2003-04	52	Dick Tarnstrom	5	Aleksey Morozov
2005-06	102	Sidney Crosby	5	Sidney Crosby
2006-07	120	Sidney Crosby	6	Evgeni Malkin
2007-08	106	Evgeni Malkin	6	Ryan Malone
2008-09	113	Evgeni Malkin	10	Petr Sykora
2009-10	109	Sidney Crosby	7	Evgeni Malkin
2010-11	66	Sidney Crosby	4	Jordan Staal

	PP GOALS		SH GOALS	
1967-68	6	Ab McDonald	1	Ab McDonald, Earl Ingarfield
1968-69	8	Keith McCreary, Ken Schinkel	2	Jean Pronovost, Bob Woytowich
1969-70	12	Dean Prentice	1	Val Fonteyne, Ron Schock
1970-71	7	Andy Bathgate, Dean Prentice	2	Ron Schock
1971-72	8	Greg Polis	2	Ron Schock
1972-73	8	Greg Polis, Eddie Shack	3	Ron Schock
1973-74	9	Lowell MacDonald	4	Syl Apps
1974-75	11	Jean Pronovost	4	Vic Hadfield
1975-76	18	Pierre Larouche	2	Lew Morrison, Jean Pronovost
1976-77	8	Pierre Larouche	2	Syl Apps
1977-78	12	Jean Pronovost	2	Pete Mahovich, Jean Pronovost
1978-79	10	Peter Lee	3	George Ferguson
1979-80	7	Rick Kehoe	3	George Ferguson
1980-81	20	Rick Kehoe	3	George Ferguson
1981-82	21	Paul Gardner	3	George Ferguson
1982-83	20	Paul Gardner	1	Pat Boutette, Randy Carlyle, Doug Shedden
1983-84	15	Mike Bullard	2	Kevin McClelland
1984-85	14	Mike Bullard	2	Mitch Lamoreux
1985-86	17	Doug Shedden	3	Dave Hannan
1986-87	19	Mario Lemieux	3	Dan Quinn
1987-88	22	Mario Lemieux	10	Mario Lemieux
1988-89	31	Mario Lemieux	13	Mario Lemieux
1989-90	14	Mario Lemieux	3	Mario Lemieux
1990-91	18	Kevin Stevens	4	Phil Bourque
1991-92	19	Kevin Stevens	4	Mario Lemieux
1992-93	26	Kevin Stevens	6	Mario Lemieux
1993-94	21	Kevin Stevens	2	Shawn McEachern
1994-95	8	Jaromir Jagr	3	Jaromir Jagr
1995-96	31	Mario Lemieux	8	Mario Lemieux
1996-97	15	Mario Lemieux	3	Petr Nedved
1997-98	15	Stu Barnes	3	Martin Straka
1998-99	10	Jaromir Jagr	4	Martin Straka
1999-00	13	Robert Lang	2	Alexei Kovalev
2000-01	16	Mario Lemieux	2	Alexei Kovalev
2001-02	8	Alexei Kovalev	1	Alexei Kovalev, Robert Lang, Toby Petersen, Dan LaCouture, Wayne Primeau
2002-03	14	Mario Lemieux	2	Ville Nieminen
2003-04	12	Dick Tarnstrom	3	Ryan Malone
2005-06	16	Sidney Crosby	5	Ryan Malone
2006-07	16	Evgeni Malkin	7	Jordan Staal
2007-08	17	Evgeni Malkin	2	Ryan Malone
2008-09	14	Evgeni Malkin	2	Evgeni Malkin, Maxime Talbot
2009-10	13	Evgeni Malkin, Sidney Crosby	2	Evgeni Malkin, Sidney Crosby, Jordan Staal
2010-11	10	Sidney Crosby	4	Pascal Dupuis

	PENALTY MINS		SHOTS	
1967-68	74	Leo Boivin	293	Andy Bathgate
1968-69	81	Dunc McCallum	225	Ken Schinkel
1969-70	189	Bryan Watson	225	Ken Schinkel
1970-71	133	Bryan Watson	225	Jean Pronovost
1971-72	212	Bryan Watson	214	Jean Pronovost
1972-73	179	Bryan Watson	284	Al McDonough
1973-74	138	Steve Durbano	260	Lowell MacDonald
1974-75	172	Colin Campbell	275	Jean Pronovost
1975-76	161	Steve Durbano	319	Pierre Larouche
1976-77	115	Bob Kelly	250	Rick Kehoe
1977-78	378	Dave Schultz	219	Jean Pronovost
1978-79	157	Dave Schultz	219	Jean Pronovost
1979-80	166	Kim Clackson	239	Rick Kehoe
1980-81	204	Paul Baxter	299	Rick Kehoe
1981-82	409	Paul Baxter	249	Rick Kehoe
1982-83	238	Paul Baxter	203	Rick Kehoe
1983-84	297	Gary Rissling	214	Ron Flockhart
1984-85	209	Gary Rissling	209	Mario Lemieux
1985-86	174	Dan Frawley	276	Mario Lemieux
1986-87	218	Dan Frawley	267	Mario Lemieux
1987-88	206	Rod Buskas	382	Mario Lemieux
1988-89	285	Jay Caufield	342	Paul Coffey
1989-90	171	Kevin Stevens	324	Paul Coffey
1990-91	211	Ulf Samuelsson	253	Kevin Stevens
1991-92	252	Kevin Stevens	325	Kevin Stevens
1992-93	252	Rick Tocchet	326	Kevin Stevens
1993-94	155	Kevin Stevens	298	Jaromir Jagr
1994-95	114	Francois Leroux	192	Jaromir Jagr
1995-96	161	Francois Leroux	403	Jaromir Jagr
1996-97	155	Dave Roche	327	Mario Lemieux
1997-98	181	Chris Tamer	262	Jaromir Jagr
1998-99	93	Brad Werenka	343	Jaromir Jagr
1999-00	197	Matthew Barnaby	290	Jaromir Jagr
2000-01	165	Krzysztof Oliwa	317	Jaromir Jagr
2001-02	150	Krzysztof Oliwa	266	Alexei Kovalev
2002-03	128	Steve McKenna	235	Mario Lemieux
2003-04	127	Brooks Orpik	163	Rico Fata
2005-06	124	Brooks Orpik, Eric Cairns	278	Sidney Crosby
2006-07	125	Jarkko Ruutu	250	Sidney Crosby
2007-08	141	Georges Laraque	272	Evgeni Malkin
2008-09	171	Eric Godard	290	Evgeni Malkin
2009-10	120	Mike Rupp	298	Sidney Crosby
2010-11	129	Matt Cooke	236	Kris Letang

	PLUS/MINUS		G.A.A.	
1967-68	-2	Paul Andrea	2.86	Hank Bassen
1968-69	E	Gene Ubriaco	3.20	Joe Daley
1969-70	-1	Bryan Watson	3.03	Al Smith
1970-71	10	Wally Boyer	2.86	Les Binkley
1971-72	18	Syl Apps	3.22	Jim Rutherford
1972-73	37	Lowell MacDonald	2.91	Jim Rutherford
1973-74	21	Syl Apps	3.44	Jim Rutherford
1974-75	29	Barry Wilkins	3.09	Gary Inness
1975-76	27	Dave Burrows	3.45	Michel Plasse
1976-77	13	Bob Kelly	2.94	Denis Herron
1977-78	4	Pete Mahovich	3.57	Denis Herron
1978-79	21	Ron Stackhouse	3.37	Denis Herron
1979-80	16	Ron Stackhouse	3.64	Greg Millen
1980-81	4	Mark Johnson	4.16	Greg Millen
1981-82	9	Greg Sheppard	3.79	Michel Dion
1982-83	-9	Peter Lee	4.26	Michel Dion
1983-84	3	Bryan Maxwell	4.08	Denis Herron
1984-85	-6	Gary Rissling	4.42	Roberto Romano
1985-86	15	Mike Blaisdell	3.56	Roberto Romano
1986-87	14	Randy Cunneynworth	3.43	Gilles Meloche
1987-88	23	Mario Lemieux	3.35	Steve Guenette
1988-89	41	Mario Lemieux	4.04	Tom Barrasso
1989-90	11	Randy Hillier	4.17	Wendell Young
1990-91	17	Gord Roberts	3.59	Tom Barrasso
1991-92	33	Larry Murphy	3.53	Tom Barrasso
1992-93	55	Mario Lemieux	3.01	Tom Barrasso
1993-94	24	Martin Straka	3.36	Tom Barrasso
1994-95	30	Ron Francis	3.21	Ken Wregget
1995-96	37	Petr Nedved	3.24	Ken Wregget
1996-97	27	Mario Lemieux	2.94	Patrick Lalime
1997-98	17	Jaromir Jagr	2.07	Tom Barrasso
1998-99	18	German Titov	2.22	Jean-Sebastien Aubin
1999-00	25	Jaromir Jagr	2.58	Jean-Sebastien Aubin
2000-01	20	Robert Lang	2.64	Johan Hedberg
2001-02	9	Robert Lang	2.75	Johan Hedberg
2002-03	2	Guillaume Lefebvre	2.64	Sebastien Caron
2003-04	2	Rob Scuderi	2.98	Jean-Sebastien Aubin
2005-06	15	Colby Armstrong	3.25	Marc-Andre Fleury
2006-07	16	Jordan Staal	2.83	Marc-Andre Fleury, Jocelyn Thibault
2007-08	18	Sidney Crosby	2.33	Marc-Andre Fleury
2008-09	23	Rob Scuderi	2.67	Marc-Andre Fleury
2009-10	19	Jordan Staal	2.65	Marc-Andre Fleury
2010-11	20	Sidney Crosby	2.17	Brent Johnson

	SHUTOUTS		WINS	
1967-68	6	Les Binkley	20	Les Binkley
1968-69	2	Joe Daley	10	Les Binkley, Joe Daley
1969-70	3	Les Binkley	15	Al Smith
1970-71	2	Les Binkley, Al Smith	11	Les Binkley
1971-72	1	Jim Rutherford	17	Jim Rutherford
1972-73	3	Jim Rutherford	20	Jim Rutherford
1973-74	1	Andy Brown	13	Andy Brown
1974-75	2	Gary Inness	24	Gary Inness
1975-76	2	Michel Plasse	24	Michel Plasse
1976-77	5	Dunc Wilson	18	Dunc Wilson
1977-78	0	-	20	Denis Herron
1978-79	2	Greg Millen	22	Denis Herron
1979-80	2	Greg Millen	18	Greg Millen
1980-81	0	-	25	Greg Millen
1981-82	1	Gary Edwards	15	Michel Dion
1982-83	1	Denis Herron	12	Michel Dion
1983-84	1	Denis Herron, Roberto Romano	8	Denis Herron
1984-85	1	Denis Herron, Roberto Romano	10	Denis Herron
1985-86	2	Roberto Romano	21	Roberto Romano
1986-87	0	-	13	Gilles Meloche
1987-88	1	Steve Guenette, Frank Pietrangelo	12	Steve Guenette
1988-89	0	-	18	Tom Barrasso
1989-90	1	Wendell Young	16	Wendell Young
1990-91	1	Tom Barrasso	27	Tom Barrasso
1991-92	1	Tom Barrasso	25	Tom Barrasso
1992-93	4	Tom Barrasso	43	Tom Barrasso
1993-94	2	Tom Barrasso	22	Tom Barrasso
1994-95	0	-	25	Ken Wregget
1995-96	3	Ken Wregget	29	Tom Barrasso
1996-97	3	Ken Wregget	21	Patrick Lalime
1997-98	7	Tom Barrasso	31	Tom Barrasso
1998-99	4	Tom Barrasso	19	Tom Barrasso
1999-00	2	Jean-Sebastien Aubin	21	Jean-Sebastien Aubin
2000-01	3	Garth Snow	20	Jean-Sebastien Aubin
2001-02	6	Johan Hedberg	25	Johan Hedberg
2002-03	2	Sebastien Caron	14	Johan Hedberg
2003-04	1	Jean-Sebastien Aubin, Sebastien Caron, Marc-Andre Fleury	9	Sebastien Caron
2005-06	1	Marc-Andre Fleury, Sebastien Caron	13	Marc-Andre Fleury
2006-07	5	Marc-Andre Fleury	40	Marc-Andre Fleury
2007-08	4	Marc-Andre Fleury	19	Marc-Andre Fleury
2008-09	4	Marc-Andre Fleury	35	Marc-Andre Fleury
2009-10	1	Marc-Andre Fleury	37	Marc-Andre Fleury
2010-11	3	Marc-Andre Fleury	36	Marc-Andre Fleury

TEAM RECORDS

SEASON

POINTS		
Most Overall	119*	1992-93
Most Home	66	1992-93
Most Road	54	2010-11
Fewest Overall	38	1983-84
Fewest Home	18	1983-84
Fewest Road	13	1982-83

**Includes four points from neutral site games*

WINS		
Most Overall	56	1992-93
Most Home	32	1995-96
Most Road	24	2010-11, 1992-93
Fewest Overall	16	1983-84
Fewest Home	7	1983-84
Fewest Road	3	1970-71

LOSSES		
Most Overall	58	1983-84
Most Home	29	1983-84
Most Road	31	1982-83
Fewest Overall	21	1992-93
Fewest Home	5	1974-75
Fewest Road	11	2010-11

TIES		
Most Overall	20	1970-71
Most Home	10	1998-99, 1997-98, 1974-75, 1967-68
Most Road	11	1970-71
Fewest Overall	4	1995-96
Fewest Home	0	1995-96
Fewest Road	1	1999-00

GOALS		
Most For	367	1992-93
Most For Home	215	1995-96
Most For Road	162	1988-89
Most Against	394	1982-83
Most Against Home	182	1983-84
Most Against Road	224	1982-83
Fewest For	182	1969-70
Fewest For Home	95	2003-04
Fewest For Road	77	1969-70
Fewest Against	188	1997-98
Fewest Against Home	92	1970-71
Fewest Against Road	90	1997-98

ASSISTS		
Most For	633	1992-93
Most Against	665	1982-83
Fewest For	294	1969-70
Fewest Against	298	1997-98

POINTS		
Most For	1,000	1992-93
Most Against	1,049	1982-83
Fewest For	476	1969-70
Fewest Against	486	1997-98

PENALTIES		
Most For	897	1988-89
Most Against	906	1988-89
Fewest For	248	1967-68
Fewest Against	330	1967-68

PENALTY MINUTES

Most For	2,670	1988-89
Most Against	2,702	1988-89
Fewest For	554	1967-68
Fewest Against	750	1967-68

MINORS

Most For	773	1987-88
Most Against	752	1987-88
Fewest For	237	1967-68
Fewest Against	315	1967-68

MAJORS

Most For	118	1988-89
Most Against	114	1988-89
Fewest For	1	1967-68
Fewest Against	6	1967-68

MISCONDUCTS

Most For	69	1981-82
Most Against	87	1981-82
Fewest For	1	1968-69
Fewest Against	7	1976-77

SHOTS ON GOAL

Most For	2,761	1974-75
Most Against	2,908	1983-84
Fewest For	2,009	1998-99
Fewest Against	2,129	1998-99

POWER-PLAY GOALS

Most For	119	1988-89
Most Against	120	1987-88
Fewest For	37	1967-68
Fewest Against	31	1967-68

POWER-PLAY CHANCES

Most For	500	1987-88
Most Against	533	2005-06
Fewest For	262	1979-80, 1977-78
Fewest Against	193	1967-68

POWER-PLAY PERCENTAGE

Highest For	26.0	1995-96
Highest Against	27.4	1982-83
Lowest For	13.6	1967-68
Lowest Against	13.6	1997-98

SHORTHANDED GOALS

Most For	21	1988-89
Most Against	22	1984-85
Fewest For	2	1968-69, 1967-68
Fewest Against	4	1979-80, 1978-79, 1973-74

80 OR MORE POINT PLAYERS

Most For	6	1992-93
Fewest For	0	14 times (last 2010-11)

90 OR MORE POINT PLAYERS

Most For	5	1992-93
Fewest For	0	19 times (last 2010-11)

100 OR MORE POINT PLAYERS

Most For	4	1992-93
Fewest For	0	23 times (last 2010-11)

20 OR MORE GOAL PLAYERS

Most For	9	1989-90, 1974-75
Fewest For	1	2003-04, 2002-03, 1968-69

30 OR MORE GOAL PLAYERS

Most For	5	1992-93, 1975-76
Fewest For	0	7 times (last 2003-04)

40 OR MORE GOAL PLAYERS

Most For	3	1995-96, 1992-93, 1991-92
Fewest For	0	20 times (last 2010-11)

50 OR MORE GOAL PLAYERS

Most For	2	1995-96, 1992-93, 1975-76
Fewest For	0	31 times (last 2010-11)

40 OR MORE ASSIST PLAYERS

Most For	7	1975-76
Fewest For	0	6 times (last 2003-04)

50 OR MORE ASSIST PLAYERS

Most For	6	1992-93
Fewest For	0	15 times (last 2010-11)

60 OR MORE ASSIST PLAYERS

Most For	5	1992-93
Fewest For	0	21 times (last 2010-11)

100 OR MORE PENALTY
MINUTE PLAYERS

Most For	15	1988-89
Fewest For	0	1968-69, 1967-68

200 OR MORE PENALTY
MINUTE PLAYERS

Most For	3	1981-82
Fewest For	0	30 times (last 2010-11)

GAMES

GOALS

Most For, Home	12	Toronto (12/26/91) Washington (3/15/75)
Most For, Road	10	NY Rangers (4/9/93)
Most Against, Home	11	NY Rangers (11/25/92)
Most Against, Road	13	Philadelphia (3/22/84)
Most For, Two Consecutive Games	18	12/26/91-12/28/91 12/23/91-12/26/91 3/15/75-3/16/75
Most Against, Two Consecutive Games	19	3/22/84-3/24/84
Most For, Both Teams, Home	18	San Jose 10 – Pittsburgh 8 (1/13/96)
Most For, Both Teams, Road	17	Philadelphia 13 – Pittsburgh 4 (3/22/84)

ASSISTS

Most For, Home	20	Toronto (12/26/91) Washington (3/15/75)
Most For, Road	17	NY Rangers (12/3/90)
Most Against, Home	19	NY Rangers (11/25/92)
Most Against, Road	22	Philadelphia (3/22/84)
Most For, Both Teams, Home	28	NY Islanders (2/6/90) Edmonton (2/19/83)
Most For, Both Teams, Road	29	Hartford (12/26/80)

POINTS

Most For, Home	32	Toronto (12/26/91) Washington (3/15/75)
Most For, Road	25	NY Rangers (12/3/90)
Most Against, Home	30	NY Rangers (11/25/92)
Most Against, Road	35	Philadelphia (3/22/84)
Most For, Both Teams, Home	45	Edmonton (2/19/83)
Most For, Both Teams, Road	45	Philadelphia (3/22/84) Hartford (12/26/80)

POWER-PLAY GOALS

Most For, Home	6	Atlanta (10/27/05) Toronto (12/12/86)
Most For, Road	5	Calgary (10/28/98) San Jose (12/5/92) NY Islanders (12/23/91) San Jose (12/5/91)
Most Against, Home	6	Nashville (3/4/04)
Most Against, Road	5	Boston (10/5/89) Hartford (2/26/89) Buffalo (10/12/88)
Most For, Both Teams	10	New Jersey (10/29/89) (Pit 5, NJ 5)

POWER-PLAY CHANCES

Most For	12	NY Islanders (2/6/90) Florida (10/25/05)
Most Against	14	Washington (10/11/88)
Most For, Both Teams	22	vs. Philadelphia (3/19/88) (Pit 10, Phi 12) at Washington (1/1/88) (Pit 9, Wash 13)

SHORTHANDED GOALS

Most For	2	20 times (last 10/27/10 at Tampa Bay)
Most Against	3	vs. Ottawa (2/2/06) at Toronto (11/16/88)
Most For, Both Teams	4	vs Chicago (12/6/89) (Pit 2, Chi 2)

PENALTIES

Most For, Home	28	Edmonton (1/19/88)
Most For, Road	32	NY Rangers (10/30/88)
Most Against, Home	24	Washington (11/25/89) Edmonton (1/19/80)
Most Against, Road	34	NY Islanders (2/11/11)
Most For, Both Teams, Home	52	Edmonton (1/19/80)
Most For, Both Teams, Road	65	NY Islanders (2/11/11)

PENALTY MINUTES

Most For, Home	144	Edmonton (1/19/88)
Most For, Road	163	NY Islanders (2/11/11)
Most Against, Home	123	Edmonton (1/19/88)

Most Against, Road	183	NY Islanders (2/11/11)
Most For, Both Teams, Home	267	Edmonton (1/19/80) (Pit 144, Edm 123)
Most For, Both Teams, Road	346	NY Islanders (2/11/11) (NYI 183, Pit 163)

SHOTS

Most For, Home	65	Washington (3/15/75)
Most For, Road	53	Montreal (12/16/00)
Most Against, Home	55	Montreal (10/23/76)
Most Against, Road	62	Chicago (3/12/89)
Fewest For, Home	11	Los Angeles (10/10/03) Carolina (12/16/01)
Fewest For, Road	11	Ottawa (12/26/03) Carolina (12/18/03) Boston (3/27/77)
Fewest Against, Home	11	Phoenix (12/11/99)
Fewest Against, Road	13	Phoenix (12/12/98)

SAVES

Most For, Home	51	Detroit (1/31/98)
Most For, Road	57	Chicago (3/12/89)
Most Against, Home	53	Montreal (3/10/74)
Most Against, Road	49	Montreal (12/16/00)
Fewest For, Home	9	Phoenix (12/11/99) Colorado (1/3/98)
Fewest For, Road	11	Carolina (12/4/98) Edmonton (10/31/98) Phoenix (12/12/97) Vancouver (11/17/87)
Fewest Against, Home	11	St. Louis (1/19/00) Philadelphia (3/21/98)
Fewest Against, Road	9	Montreal (10/13/84)

LARGEST MARGIN OF VICTORY

Home	11	Toronto (12/26/91) (12-1) Washington (3/15/75) (12-1)
Road	8	San Jose (12/5/91) (8-0)

LARGEST MARGIN OF DEFEAT

Home	9	New Jersey 10/28/00) (9-0)
Road	12	Montreal (2/22/79) (12-0)

PERIOD

GOALS

Most For, Home	8	San Jose (12/17/91)
Most For, Road	7	Quebec (2/27/95)
Most Against, Home	6	7 times (last 11/16/96 vs. NY Rangers)
Most Against, Road	7	Philadelphia (3/22/84)
Most For, Both Teams, Home		
	8	9 times (last 11/1/97 vs. Vancouver)

ASSISTS

Most For, Home	11	St. Louis (11/22/72)
Most For, Road	12	Quebec (2/27/95)
Most Against, Home	12	Quebec (2/16/85)
Most Against, Road	13	Philadelphia (3/22/84)
Most For, Both Teams, Home		
	15	Vancouver (10/6/76)
Most For, Both Teams, Road		
	16	Quebec (2/27/95)

POINTS

Most For, Home	18	St. Louis (11/22/72)
Most For, Road	19	Quebec (2/27/95)
Most Against, Home	18	Quebec (2/16/85)
Most Against, Road	20	Philadelphia (3/22/84)
Most For, Both Teams, Home		
	23	Vancouver (10/6/76)
Most For, Both Teams, Road		
	25	Quebec (2/27/95)

PENALTIES

Most For, Home	24	Edmonton (1/19/80)
Most For, Road	32	NY Rangers (10/30/88)
Most Against, Home	22	New Jersey (3/25/89)
Most Against, Road	33	Philadelphia (12/8/88)
Most For, Both Teams, Home		
	43	Edmonton (1/19/80)
Most For, Both Teams, Road		
	64	Philadelphia (12/8/88)

PENALTY MINUTES

Most For, Home	133	Edmonton (1/19/80)
Most For, Road	146	NY Rangers (10/30/88)
Most Against, Home	110	Edmonton (1/19/80)
Most Against, Road	141	Philadelphia (12/8/88)
Most For, Both Teams, Home		
	243	Edmonton (1/19/80)
Most For, Both Teams, Road		
	272	NY Rangers (10/30/88)

SHOTS

Most For, Home	27	Washington (3/15/75)
Most For, Road	25	San Jose (3/6/92)
Most Against, Home	25	Vancouver (1/7/89)
Most Against, Road	28	NY Islanders (12/5/78)
Fewest For, Home	0	San Jose (11/23/03)
Fewest For, Road	1	13 times (last 12/26/03 vs. Ottawa)
Fewest Against, Home	0	Florida (2/21/01)
Fewest Against, Road	0	Florida (12/20/00)

SAVES

Most For, Home	23	Vancouver (1/7/89)
Most For, Road	25	3 times (last 3/11/04)
Most Against, Home	24	Hartford (2/19/81)
Most Against, Road	22	Minnesota (3/23/74)
Fewest For, Home	0	Florida (2/21/01)
		Boston (3/14/89)
Fewest For, Road	0	Florida (12/20/00)
		Phoenix (12/12/97)
Fewest Against, Home	0	San Jose (11/23/03)
Fewest Against, Road	0	Boston (12/15/68)

PLAYER RECORDS

SEASON					
GOALS					
Overall	85	Mario Lemieux (1988-89)	Left Wing	378	Dave Schultz (1977-78)
Center	85	Mario Lemieux (1988-89)	Defenseman	409	Paul Baxter (1981-82)
Right Wing	62	Jaromir Jagr (1995-96)	Rookie	285	Jay Caufield (1988-89)
Left Wing	55	Kevin Stevens (1992-93)	Rookie Defenseman	172	Colin Campbell (1974-75)
Defenseman	30	Paul Coffey (1988-89)	Goaltender	60	Andy Brown (1973-74)
Rookie	43	Mario Lemieux (1984-85)	SHOTS		
Rookie Defenseman	12	Zarley Zalapski (1988-89)	Overall	403	Jaromir Jagr (1995-96)
ASSISTS			Center	382	Mario Lemieux (1987-88)
Overall	114	Mario Lemieux (1988-89)	Right Wing	403	Jaromir Jagr (1995-96)
Center	114	Mario Lemieux (1988-89)	Left Wing	326	Kevin Stevens (1992-93)
Right Wing	87	Jaromir Jagr (1995-96)	Defenseman	342	Paul Coffey (1988-89)
Left Wing	69	Kevin Stevens (1991-92)	Rookie	278	Sidney Crosby (2005-06)
Defenseman	83	Paul Coffey (1988-89)	Rookie Defenseman	156	Darryl. Edestrand (1971-72)
Rookie	63	Sidney Crosby (2005-06)	POWER-PLAY GOALS		
Rookie Defenseman	33	Zarley Zalapski (1988-89)	Overall	31	Mario Lemieux (1995-96; 1988-89)
Goaltender	8	Tom Barrasso (1992-93)	Center	31	Mario Lemieux (1995-96; 1988-89)
POINTS			Right Wing	24	Rob Brown (1988-89)
Overall	199	Mario Lemieux (1988-89)	Left Wing	26	Kevin Stevens (1992-93)
Center	199	Mario Lemieux (1988-89)	Defenseman	13	Kevin Hatcher (1997-98) Doug Bodger (1987-88)
Right Wing	149	Jaromir Jagr (1995-96)	Rookie	16	Evgeni Malkin (2006-07) Sidney Crosby (2005-06)
Left Wing	123	Kevin Stevens (1991-92)	Rookie Defenseman	5	Zarley Zalapski (1988-89)
Defenseman	113	Paul Coffey (1988-89)	POWER-PLAY ASSISTS		
Rookie	102	Sidney Crosby (2005-06)	Overall	58	Mario Lemieux (1987-88)
Rookie Defenseman	45	Zarley Zalapski (1988-89)	Center	58	Mario Lemieux (1987-88)
Goaltender	8	Tom Barrasso (1992-93)	Right Wing	34	Jaromir Jagr (1998-99)
PENALTY MINUTES			Left Wing	27	Pat Boutette (1981-82)
Overall	409	Paul Baxter (1981-82)	Defenseman	53	Paul Coffey (1988-89)
Center	157	Dave Hannan (1988-89)	Rookie	31	Sidney Crosby (2005-06)
Right Wing	285	Jay Caufield (1988-89)	Rookie Defenseman	23	Zarley Zalapski (1988-89)

POWER-PLAY POINTS		
Overall	80	Mario Lemieux (1988-89; 1987-88)
Center	80	Mario Lemieux (1988-89; 1987-88)
Right Wing	51	Jaromir Jagr (1995-96)
Left Wing	44	Kevin Stevens (1992-93)
Defenseman	64	Paul Coffey (1988-89)
Rookie	47	Sidney Crosby (2005-06)
Rookie Defenseman	28	Zarley Zalapski (1988-89)

SHORTHANDED GOALS		
Overall	13	Mario Lemieux (1988-89)
Center	13	Mario Lemieux (1988-89)
Right Wing	4	Pascal Dupuis (2010-11) Rick Tocchet (1992-93) Jean Pronovost (1973-74)
Left Wing	5	Ryan Malone (2005-06)
Defenseman	2	Kevin Hatcher (1998-99) Darius Kasparaitis (1997-98) Larry Murphy (1992-93; 1991-92) Grant Jennings (1991-92) Paul Coffey (1987-88) Moe Mantha (1985-86) Bob Woytowich (1968-69)
Rookie	*7	Jordan Staal (2006-07)
<i>*NHL rookie record</i>		

MOST CONSECUTIVE GAMES WITH A...		
Goal	12	Mario Lemieux (18 goals), 10/6/92 - 11/1/92
Assist	16	Jaromir Jagr (24 assists) 1/9/01 - 2/16/01
Point	46	Mario Lemieux (39G-64A=103Pts) 10/31/89 - 2/14/90
Goal (Rookie)	7	Mike Bullard (8 goals) 1/23/82 - 2/6/82
Assist (Rookie)	6	Sidney Crosby (7 assists) 10/5/05 - 10/15/05 Mario Lemieux (9 assists) 12/7/84 - 12/21/84 (9 assists) 10/27/84 - 11/8/84
Point (Rookie)	11	Mike Bullard (3G-10A=13Pts) 12/12/81 - 1/3/82

MONTH		
Goals	18	Mario Lemieux (March 1993)
Assists	25	Mario Lemieux (March 1988)
Points	38	Mario Lemieux (October 1988) (11 games - 16G-22A)

GAME		
Goals	5	Mario Lemieux (3 times) (vs. St. Louis, 3/26/96) (at NY Rangers, 4/9/93) (vs. New Jersey, 12/31/88)
Assists	6	Mario Lemieux (4 times) (vs. Tampa Bay, 11/1/95) (at San Jose, 12/5/92) (vs. New Jersey, 12/31/88) (vs. St. Louis, 10/15/88) Greg Malone (vs. Quebec, 11/28/79) Ron Stackhouse (vs. Philadelphia, 3/8/75)
Points	8	Mario Lemieux (2 times) (vs. New Jersey, 12/31/88, 5G-3A) (vs. St. Louis, 10/15/88, 2G-6A)
Shots	14	Ron Stackhouse (vs. Washington, 4/3/76)
Penalties	9	Russ Anderson (vs. Edmonton, 1/19/80)
Penalty Minutes	51	Russ Anderson (vs. Edmonton, 1/19/80)

PERIOD		
Goals	4	Mario Lemieux (at Montreal, 1/26/97)
Assists	4	Jaromir Jagr (vs. St. Louis, 12/19/96) Mario Lemieux (vs. Tampa Bay, 11/1/95) Paul Coffey (vs. NY Islanders, 2/6/90) Ron Stackhouse (vs. Philadelphia, 3/8/75) Syl Apps (vs. Detroit, 3/24/71)
Points	4	24 times - last time Bill Guerin (2G-2A), Chris Kunitz (1G-3A) (vs. Ottawa, 12/23/09)
Shots	9	Evgeni Malkin (at Phoenix, 10/30/08)
Penalties	8	Russ Anderson (vs. Edmonton, 1/19/80)
Penalty Minutes	46	Russ Anderson (vs. Edmonton, 1/19/80)

GOALTENDERS

GAMES

All-Time	460	Tom Barrasso
Season	67	Marc-Andre Fleury (2009-10) Marc-Andre Fleury (2006-07)
Season, Home	37	Marc-Andre Fleury (2006-07) Johan Hedberg (2001-02)
Season, Road	34	Marc-Andre Fleury (2009-10)

MINUTES PLAYED

All-Time	25883	Tom Barrasso
Season	3906	Marc-Andre Fleury (2006-07)
Season, Home	2188	Marc-Andre Fleury (2006-07)
Season, Road	1941	Marc-Andre Fleury (2009-10)

WINS

All-Time	226	Tom Barrasso
Season	43	Tom Barrasso (1992-93)
Season, Home	24	Tom Barrasso (1992-93)
Season, Road	19	Tom Barrasso (1992-93)

LOSSES

All-Time	153	Tom Barrasso
Season	34	Johan Hedberg (2001-02)
Season, Home	18	Johan Hedberg (2001-02)
Season, Road	17	Michel Dion (1981-82) Les Binkley (1967-68)

TIES

All-Time	53	Tom Barrasso
Season	15	Denis Herron (1977-78)
Season, Home	9	Les Binkley (1967-68)
Season, Road	7	Greg Millen (1980-81) Denis Herron (1978-79) Denis Herron (1977-78)

SAVES

All-Time	12070	Tom Barrasso
Season	1920	Denis Herron (1977-78)
Season, Home	1017	Marc-Andre Fleury (2006-07)
Season, Road	982	Denis Herron (1977-78)
All-Time Per Game	30.6	Joe Daley
Season Per Game	32.6	Denis Herron (1977-78)
Season Per Game, Home	31.2	Joe Daley (1968-69)
Season Per Game, Road	35.8	Denis Herron (1977-78)

SHUTOUTS

All-Time	22	Tom Barrasso
Season	7	Tom Barrasso (1997-98)
Season, Home	5	Marc-Andre Fleury (2006-07)
Season, Road	6	Tom Barrasso (1997-98)

WINNING PERCENTAGE

All-Time (Min. 30 games)	.629	Patrick Lalime (21-12-2)
Season (Min. 30 games)	.734	Tom Barrasso (43-14-5) (1992-93)

GOALS AGAINST

All-Time	1409	Tom Barrasso
Season	258	Greg Millen (1980-81)
Season, Home	128	Greg Millen (1980-81)
Season, Road	130	Greg Millen (1980-81)

GOALS-AGAINST AVERAGE

All-Time (Min. 30 Games)	2.44	Brent Johnson
Season (Min. 30 Games)	2.07	Tom Barrasso (1997-98)
Season, Home	2.02	Al Smith (1970-71)
Season, Road	1.83	Tom Barrasso (1997-98)

SAVE PERCENTAGE

All-Time (Min. 30 Games)	.923	Ty Conklin
Season (Min. 30 Games)	.923	Ty Conklin (2007-08)

LONGEST CONSECUTIVE STREAKS

Games Played	26	Greg Millen (2/7/81 - 4/4/81) (11-10-5)
Wins	14	Tom Barrasso (3/9/93 - 4/9/93)
Wins, Home	13	Jim Rutherford (2/16/72 - 11/16/72)
Wins, Road	6	Marc-Andre Fleury (3 times) (11/13/10 - 12/11/10) (11/21/09 - 12/19/09) (10/3/09 - 11/3/09) Tom Barrasso (3/14/93 - 4/9/93)
Unbeaten	16*	Patrick Lalime (12/6/96 - 1/21/97) (14-0-2)
Unbeaten, Home	18	Michel Plasse (1/11/75 - 12/31/75) (14-0-4)
Unbeaten, Road	7	Tom Barrasso (2 times) (11/15/97 - 12/19/97) (5-0-2) (10/20/95 - 11/17/95) (5-0-2) Denis Herron (3/13/79 - 3/27/79) (5-0-2)
Losses	9	Michel Dion (12/20/83 - 3/1/84)
Losses, Home	7	Sebastien Caron (12/31/03 - 2/10/04)
Losses, Road	10	Denis Herron (12/22/84 - 3/30/85) Joe Daley (11/13/68 - 3/20/69)
Winless	15	Al Smith (1/28/71 - 4/1/71) (0-10-5)
Winless, Home	9	Les Binkley (11/6/68 - 12/21/68) (0-8-1)
Winless, Road	26	Al Smith (3/5/70 - 4/1/71) (0-18-8)

LONGEST SHUTOUT SEQUENCE

Individual	150:14	Marc-Andre Fleury (3/24/11 - 3/27/11)
Team	187:30	Wregget/Barrasso (1/31/93 - 2/13/93)
Against	183:15	3/31/80 - 2/9/80

* = NHL Record to begin a career

STREAKS

SEASON	OVERALL				HOME				ROAD			
	WIN	POINT	LOSS	WIN-LESS	WIN	POINT	LOSS	WIN-LESS	WIN	POINT	LOSS	WIN-LESS
1967-68	4	5	3	4	3	5	2	5	3	3	5	8
1968-69	4	6	7	9	4	4	4	6	2	5	8	14
1969-70	3	4	6	10	4	6	3	4	2	2	4	9
1970-71	2	4	4	8	7	7	2	5	2	3	15	*18
1971-72	4	5	6	9	3	4	3	4	3	6	6	14
1972-73	4	5	5	8	4	8	3	3	1	2	9	9
1973-74	3	4	6	8	3	6	4	4	2	3	4	5
1974-75	3	7	3	7	9	*20	2	4	3	4	4	6
1975-76	4	11	3	7	6	10	4	4	2	6	7	9
1976-77	3	6	4	6	3	7	2	3	2	2	3	6
1977-78	2	7	5	6	2	6	3	5	2	6	5	8
1978-79	4	10	4	5	6	8	3	3	3	7	6	8
1979-80	3	7	6	8	4	7	5	5	2	3	7	7
1980-81	6	6	3	6	5	6	3	3	2	4	8	11
1981-82	4	7	4	9	4	8	2	5	3	3	7	12
1982-83	3	5	11	*18	3	3	4	7	1	2	*18	*18
1983-84	2	3	8	8	1	2	7	11	4	5	6	7
1984-85	5	5	9	12	3	3	4	7	2	2	8	10
1985-86	5	6	5	7	4	10	4	6	2	2	5	5
1986-87	7	7	4	9	6	6	2	3	2	2	4	12
1987-88	4	4	6	10	6	6	3	7	4	4	4	5
1988-89	5	8	4	6	6	12	4	4	3	4	4	8
1989-90	4	5	4	8	7	7	4	4	2	3	8	13
1990-91	6	7	3	5	*11	14	3	5	3	4	6	10
1991-92	4	6	4	6	9	9	4	4	5	5	4	7
1992-93	#17	*18	3	3	10	11	2	3	*7	*8	3	2
1993-94	4	8	4	4	4	7	3	3	4	4	2	4
1994-95	7	13	3	3	7	9	2	2	4	6	3	3
1995-96	8	8	3	3	8	8	3	3	3	6	4	5
1996-97	6	14	6	6	6	8	3	3	6	7	8	13
1997-98	6	8	3	6	5	10	2	5	5	7	3	5
1998-99	10	10	3	8	9	11	3	4	2	3	3	6
1999-00	4	5	4	8	5	8	3	5	3	3	6	8
2000-01	4	5	2	6	4	5	5	7	2	6	4	4
2001-02	6	6	7	10	3	7	4	4	3	4	6	6
2002-03	4	5	9	16	3	6	5	10	3	3	6	7
2003-04	4	6	*13	*18	3	8	*14	*16	3	3	6	11
2005-06	2	5	10	10	2	3	5	6	2	3	5	9
2006-07	6	16	5	5	8	11	3	3	4	7	4	4
2007-08	8	10	4	4	8	11	2	2	4	6	2	3
2008-09	7	12	5	5	5	8	5	5	5	7	4	5
2009-10	7	9	5	5	5	11	2	2	*7	7	4	4
2010-11	12	15	2	4	7	9	3	3	*7	7	3	3

* = Club Record,

= NHL Record

Longest Winning Streak	17	3/9/93 - 4/10/93
Longest Home Winning Streak	11	1/5/91 - 3/7/91
Longest Road Winning Streak	7	11/6/10 - 12/11/10 10/3/09 - 11/3/09 3/14/93 - 4/9/93
Longest Unbeaten Streak	18	3/9/93 - 4/14/93 (17-0-1)
Longest Home Unbeaten Streak	20	11/30/74 - 2/22/75 (12-0-8)
Longest Road Unbeaten Streak	8	3/14/93 - 4/14/93 (7-0-1)
Longest Losing Streak	13	1/13/04 - 2/12/04
Longest Home Losing Streak	14	12/31/03 - 3/22/04
Longest Road Losing Streak	18	12/23/82 - 3/4/83
Longest Winless Streak	18	1/2/83 - 2/10/83 (0-17-1)
Longest Home Winless Streak	16	12/31/03 - 3/4/04 (0-15-1)
Longest Road Winless Streak	18	12/23/82 - 3/4/83 (0-18-0) 10/25/70 - 1/14/71 (0-11-7)
Consecutive Games Without Being Shutout	211	1/7/89 - 10/28/91
Consecutive Home Games Without Being Shutout	206	1/28/92 - 10/8/97
Consecutive Road Games Without Being Shutout	120	1/12/90 - 12/29/91
Consecutive Games Without Shutting Out Opponent	156	3/12/77 - 12/9/78
Consecutive Home Games Without Shutting Out Opponent	95	4/2/80 - 12/1/82
Consecutive Road Games Without Shutting Out Opponent	188	1/24/87 - 12/5/91
Consecutive Games Tied	4	12/8/79 - 12/15/79
Consecutive Games Going to Shootout	4	3/21/11 - 3/27/11 3/8/09 - 3/14/09

MONTH BY MONTH

	OCT.	NOV.	DEC.	JAN.	FEB.	MAR.	APR.	MAY	SEASON
1967-68	3-6-1	6-3-2	4-8-2	4-7-2	4-5-3	6-5-3			27-34-13
1968-69	1-4-2	4-8-2	2-10-2	3-10-1	4-6-2	6-7-2			20-45-11
1969-70	1-4-3	5-6-2	5-7-0	3-7-3	8-5-0	3-7-4	1-2-0		26-38-12
1970-71	2-4-3	3-6-5	5-7-3	6-5-1	3-7-3	2-7-3	0-1-2		21-37-20
1971-72	5-5-2	3-9-0	3-7-4	1-8-3	7-6-0	6-3-4	1-0-1		26-38-14
1972-73	5-5-0	7-5-2	3-6-4	6-9-0	6-5-1	4-7-2	1-0-0		32-37-9
1973-74	4-4-1	3-7-2	2-10-2	5-8-0	5-6-1	7-4-3	2-2-0		28-41-9
1974-75	2-4-1	6-6-3	4-6-4	8-3-2	7-3-3	9-4-2	1-2-0		37-28-15
1975-76	4-2-1	6-8-1	5-7-2	4-7-3	8-2-4	7-6-1	1-1-0		35-33-12
1976-77	2-6-4	6-5-1	7-5-1	7-4-2	5-5-4	5-8-1	2-0-0		34-33-13
1977-78	3-5-1	4-6-3	4-6-4	5-5-3	4-2-5	2-11-2	3-2-0		25-37-18
1978-79	1-6-2	5-7-1	9-2-4	5-7-1	6-3-1	8-4-4	2-2-0		36-31-13
1979-80	4-4-1	5-4-3	5-3-7	5-10-0	4-7-0	6-7-2	1-2-0		30-37-13
1980-81	4-5-1	2-8-3	5-6-3	6-6-1	7-5-1	5-6-3	1-1-1		30-37-13
1981-82	5-7-2	7-1-2	4-7-2	5-8-2	3-8-2	5-5-3	2-0-0		31-36-13
1982-83	3-9-1	5-3-3	3-9-2	1-12-1	3-11-0	3-7-2	0-2-0		18-53-9
1983-84	3-9-0	3-7-3	3-8-2	1-11-0	3-10-1	3-12-0	0-1-0		16-58-6
1984-85	5-4-0	1-8-3	8-5-1	4-8-1	2-10-0	4-12-0	0-4-0		24-51-5
1985-86	3-5-2	5-7-1	8-6-1	7-4-2	7-4-1	3-9-1	1-3-0		34-38-8
1986-87	8-3-0	5-5-4	2-7-3	4-8-1	4-7-2	5-8-2	2-0-0		30-38-12
1987-88	3-6-3	6-4-2	7-4-2	5-9-2	4-7-0	9-5-0	2-0-0		36-35-9
1988-89	7-4-0	7-6-0	9-2-3	5-6-1	4-6-3	6-9-0	2-0-0		40-33-7
1989-90	3-7-2	6-7-0	7-5-1	6-6-1	8-5-1	2-10-3			32-40-8
1990-91	6-6-1	5-6-1	10-6-1	7-4-0	4-7-1	9-4-2			41-33-6
1991-92	5-5-2	8-3-2	9-5-0	3-7-1	3-7-3	10-3-1	1-2-0		39-32-9
1992-93	8-1-2	9-5-1	9-3-1	8-5-1	5-5-1	11-2-0	6-0-1		56-21-7
1993-94	7-4-1	5-3-5	6-4-2	6-3-3	7-6-1	9-5-1	4-2-0		44-27-13
1994-95				5-0-0	9-3-2	8-6-0	7-5-1	0-2-0	29-16-3
1995-96	4-2-2	10-3-1	10-4-0	7-7-0	6-5-1	9-5-0	3-3-0		49-29-4
1996-97	2-8-0	6-5-2	11-2-2	8-3-1	4-7-0	5-8-2	2-3-1		38-36-8
1997-98	7-5-2	7-4-3	7-3-3	8-3-2	1-2-3	6-3-4	4-4-1		40-24-18
1998-99	4-3-2	6-3-3	5-4-2	8-5-0	9-5-0	4-5-6	2-5-1		38-30-14
1999-00	2-3-3-1	6-5-0-2	8-4-0-2	5-8-1-0	5-3-4-1	8-6-0-0	3-2-0-0		37-31-8-6
2000-01	5-4-1-0	6-4-2-1	6-6-3-0	8-5-0-1	7-3-1-0	8-5-2-0	2-1-0-1		42-28-9-3
2001-02	4-6-1-1	6-4-2-1	4-7-2-0	8-6-0-1	1-4-1-1	5-7-1-1	0-7-1-0		28-41-8-5
2002-03	6-2-2-0	5-4-1-3	4-9-0-2	6-7-1-0	4-8-0-0	1-13-2-0	1-1-0-0		27-44-6-5
2003-04	2-4-3-0	3-8-1-1	4-8-1-2	2-14-0-0	2-9-0-1	8-4-3-0	2-0-0-0		23-47-8-4
2005-06	1-5-5	6-7-1	3-7-2	2-11-2	2-4-1	5-8-1	3-4-2		22-46-14
2006-07	6-3-0	5-5-4	5-7-2	8-2-2	9-3-1	12-3-2	2-1-0		47-24-11
2007-08	6-4-1	5-7-1	9-5-0	8-3-2	8-3-3	10-4-1	1-1-0		47-27-8
2008-09	5-4-2	9-2-1	5-8-1	5-8-1	7-4-1	10-1-2	4-1-1		45-28-9
2009-10	11-3-0	8-6-0	7-5-1	8-7-0	2-1-3	8-4-3	3-2		47-28-7
2010-11	6-5-1	10-3-1	9-3-1	6-4-1	6-6-2	8-4-2	4-0-0		49-25-8
TOTALS	178-195-64-2	235-223-80-8	245-243-83-6	232-280-51-2	217-230-67-3	270-263-82-1	79-69-13-1	0-2-0	1,456-1,505-440-23

OVERTIME

ALL-TIME OVERTIME RECORD

YEAR	OVERALL					HOME					ROAD				
	GP	W	L	T/SO	PTS	GP	W	L	T/SO	PTS	GP	W	L	T/SO	PTS
1983-84	12	1	5	6	8	7	0	3	4	4	5	1	2	2	4
1984-85	8	3	0	5	11	3	0	0	3	3	5	3	0	2	8
1985-86	14	3	3	8	14	7	1	1	5	7	7	2	2	3	7
1986-87	21	5	4	12	22	11	4	1	6	14	10	1	3	6	8
1987-88	16	5	2	9	19	9	2	1	6	10	7	3	1	3	9
1988-89	10	2	1	7	11	3	0	0	3	3	7	2	1	4	8
1989-90	14	3	3	8	14	7	2	2	3	7	7	1	1	5	7
1990-91	12	4	2	6	14	7	3	1	3	9	5	1	1	3	5
1991-92	12	2	1	9	13	8	1	1	6	8	4	1	0	3	5
1992-93	10	3	0	7	13	6	2	0	4	8	4	1	0	3	5
1993-94	19	4	2	13	21	11	2	1	8	12	8	2	1	5	9
1994-95	5	1	1	3	5	1	0	0	1	1	4	1	1	2	4
1995-96	9	3	2	4	10	4	2	2	0	4	5	1	0	4	6
1996-97	13	1	4	8	10	9	1	3	5	7	4	0	1	3	3
1997-98	23	3	2	18	24	13	2	1	10	14	10	1	1	8	10
1998-99	22	7	1	14	28	14	4	0	10	18	8	3	1	4	10
1999-00*	17	3	6	8	20	7	0	0	7	7	10	3	6	1	13
2000-01*	15	3	3	9	18	4	2	0	2	6	11	1	3	7	12
2001-02*	20	7	5	8	27	10	5	1	4	15	10	2	4	4	12
2002-03*	14	3	5	6	17	7	3	2	2	10	7	0	3	4	7
2003-04*	19	7	4	8	26	10	4	0	6	14	9	3	4	2	12
2005-06**	19	5	8	6	24	11	3	5	3	14	8	2	3	3	10
2006-07**	27	16	5	6	43	11	6	2	3	17	16	10	3	3	26
2007-08**	16	8	4	4	24	8	3	2	3	11	8	5	2	1	13
2008-09**	21	12	3	6	33	8	5	1	2	13	13	7	2	4	20
2009-10**	21	14	5	2	35	10	6	3	1	16	11	8	2	1	19
2010-11**	23	15	5	3	38	7	5	2	0	12	16	10	3	3	26
TOTALS	432	143	86	203	542	213	68	35	110	264	219	75	51	93	278

* = Losses worth one point

** = Wins include shootout wins, ties/shootouts include shootout losses. For a breakdown of shootout results, please see Shootout page.

ALL-TIME OVERTIME VS. EACH TEAM

TEAM	GP	RECORD	TEAM	GP	RECORD
Anaheim	4	0-2-2	Nashville	5	2-0-3
Boston	21	9-2-10	New Jersey	24	5-8-11
Buffalo	28	8-6-14	NY Islanders	31	12-3-16
Calgary	8	1-0-7	NY Rangers	40	17-8-15
Carolina	22	7-5-10	Ottawa	17	6-1-10
Chicago	10	2-1-7	Philadelphia	34	10-9-15
Colorado	11	2-3-6	Phoenix	8	3-3-2
Columbus	4	3-0-1	St. Louis	10	1-3-6
Dallas	6	2-1-3	San Jose	6	1-1-4
Detroit	12	4-2-6	Tampa Bay	13	3-3-7
Edmonton	6	2-1-3	Toronto	13	4-6-3
Florida	15	8-3-4	Vancouver	9	4-1-4
Los Angeles	14	5-5-4	Washington	25	10-4-11
Minnesota	2	0-0-2	Winnipeg	8	5-1-2
Montreal	26	7-4-15	TOTALS	432	143-86-203

WINS

PLAYER	DATE	TIME	OPPONENT	GOALIE	SCORE
Randy Carlyle	12/23/83	2:12	@ New Jersey	Resch	6-5
Mario Lemieux	11/14/84	3:54	@ Winnipeg	Behrend	4-3
Randy Hillier	12/7/84	1:35	@ NY Rangers	Hanlon	4-3
Wayne Babych	3/9/85	1:06	@ Boston	Peeters	6-5
Dan Frawley	12/19/85	0:38	@ Minnesota	Casey	4-3
Doug Shedden	2/24/86	3:54	vs. Los Angeles	Melanson	6-5
Mario Lemieux	4/6/86	0:25	@ NY Rangers	Hanlon	5-4
Doug Bodger	10/11/86	0:50	vs. NY Rangers	Vanbiesbrouck	6-5
Mario Lemieux	10/14/86	3:40	vs. Los Angeles	Melanson	4-3
Randy Cunneynworth	10/22/86	2:30	vs. Buffalo	Cloutier	5-4
Chris Kontos	2/8/87	2:12	@ New Jersey	Chevrier	2-1
Mario Lemieux	4/4/87	1:26	vs. Detroit	Hanlon	4-3
Craig Simpson	10/31/87	4:05	@ Quebec	Brunetta	5-4
Moe Mantha	11/14/87	2:04	vs. NY Rangers	Vanbiesbrouck	3-2
Charlie Simmer	1/23/88	0:24	@ Montreal	Hayward	4-3
Mario Lemieux	2/2/88	4:11	vs. Washington	Peeters	3-2
Mario Lemieux	4/2/88	4:02	@ Washington	Malarchuk	7-6
Rob Brown	12/26/88	1:39	@ Hartford	Liut	4-3
Mario Lemieux	4/2/89	3:38	@ Philadelphia	Empty Net	6-5
Randy Hillier	10/14/89	1:40	vs. Montreal	Roy	2-1
Troy Loney	2/14/90	3:33	@ NY Rangers	Richter	4-3
Randy Gilhen	2/22/90	4:26	vs. NY Islanders	Fitzpatrick	4-3
Mark Recchi	11/24/90	1:11	vs. Washington	Liut	3-2
Scott Young	1/17/91	3:31	@ Toronto	Ing	6-5
Paul Stanton	1/29/91	2:46	vs. Washington	Beaupre	3-2
Kevin Stevens	3/21/91	0:13	vs. NY Rangers	Vanbiesbrouck	5-4

PLAYER	DATE	TIME	OPPONENT	GOALIE	SCORE
Phil Bourque	10/15/91	2:30	@ NY Islanders	Healy	7-6
Kevin Stevens	11/13/91	3:25	vs. Edmonton	Ranford	5-4
Jaromir Jagr	12/17/92	2:50	@ Philadelphia	Soderstrom	5-4
Jaromir Jagr	3/11/93	3:18	vs. Los Angeles	Stauber	4-3
Ulf Samuelsson	4/7/93	2:11	vs. Montreal	Roy	4-3
Joe Mullen	10/7/93	1:13	vs. Montreal	Roy	2-1
Jaromir Jagr	12/4/93	2:04	@ Hartford	Reese	7-6
Ron Francis	1/7/94	4:54	@ Buffalo	Hasek	4-3
Kevin Stevens	1/11/94	4:09	vs. Boston	Blue	5-4
Larry Murphy	3/4/95	4:36	@ Boston	Riendeau	4-3
Jaromir Jagr	11/17/95	2:48	@ Washington	Carey	3-2
Mario Lemieux	1/22/96	1:54	vs. Boston	Ranford	7-6
Mario Lemieux	2/18/96	2:17	vs. NY Rangers	Healy	4-3
Fredrik Olausson	3/8/97	0:19	vs. Philadelphia	Snow	3-2
Kevin Hatcher	10/25/97	0:41	@ Vancouver	McLean	3-2
Rob Brown	11/1/97	3:52	vs. Vancouver	McLean	7-6
Jaromir Jagr	11/22/97	0:25	vs. NY Rangers	Richter	4-3
Kevin Hatcher	12/15/98	3:17	vs. Tampa Bay	Schwab	3-2
Jaromir Jagr	12/26/98	1:18	vs. Ottawa	Tugnutt	2-1
Alexei Kovalev	2/9/99	4:31	vs. Montreal	Chabot	3-2
Jaromir Jagr	2/11/99	1:21	vs. Vancouver	Hirsch	6-5
Kip Miller	2/13/99	3:39	@ Nashville	Vokoun	3-2
Kip Miller	3/10/99	2:49	@ Carolina	Irbe	3-2
Jaromir Jagr	4/18/99	1:22	@ NY Rangers	Richter	2-1
Robert Lang	1/31/00	4:28	@ Atlanta	Fankhouser	2-1
Hans Jonsson	3/30/00	2:25	@ Washington	Kolzig	4-3
Jaromir Jagr	4/7/00	0:13	@ Buffalo	Hasek	2-1
Alexei Kovalev	2/10/01	0:18	vs. New Jersey	Brodeur	5-4
Alexei Kovalev	2/17/01	1:19	@ Columbus	Tugnutt	3-2
Mario Lemieux	2/21/01	2:10	vs. Florida	Luongo	3-2
Billy Tibbetts	11/3/01	1:51	vs. Tampa Bay	Khabibulin	2-1
Jan Hrdina	11/17/01	4:41	vs. NY Rangers	Blackburn	1-0
Aleksey Morozov	1/24/02	1:29	@ NY Islanders	Snow	5-4
Randy Robitaille	1/26/02	4:02	vs. Atlanta	Hnilicka	3-2
Michal Rozsival	2/28/02	1:42	@ Columbus	Tugnutt	4-3
Alexei Kovalev	3/5/02	3:23	vs. Florida	Luongo	6-5
Jan Hrdina	3/9/02	0:37	vs. NY Rangers	Richter	3-2
Martin Straka	1/4/03	0:42	vs. NY Islanders	Snow	3-2
Mario Lemieux	2/18/03	1:35	vs. Edmonton	Salo	4-3
Shawn Heins	2/22/03	4:33	vs. St. Louis	Johnson	2-1
Ryan Malone	11/1/03	2:10	vs. Boston	Raycroft	3-2
Aleksey Morozov	11/14/03	3:09	@ Buffalo	Noronen	2-1
Ryan Malone	11/22/03	2:40	vs. Ottawa	Lalime	2-1
Ric Jackman	2/25/04	1:48	@ Phoenix	Boucher	4-3

PLAYER	DATE	TIME	OPPONENT	GOALIE	SCORE
Ryan Malone	2/29/04	2:45	@ NY Islanders	Snow	3-2
Aleksey Morozov	3/19/04	1:17	vs. Carolina	Weekes	4-3
Aleksey Morozov	3/21/04	4:52	vs. NY Rangers	Dunham	4-3
Sergei Gonchar	11/1/05	1:01	@ New Jersey	Clemmensen	4-3
Sidney Crosby	11/16/05	4:13	@ Philadelphia	Niittymaki	3-2
Sidney Crosby	12/31/05	3:31	vs. NY Rangers	Lundqvist	4-3
Sidney Crosby	3/24/06	3:28	vs. NY Islanders	DiPietro	4-3
Sergei Gonchar	10/19/06	3:33	@ NY Islanders	Dunham	4-3
Evgeni Malkin	11/01/06	2:45	@ Los Angeles	Cloutier	4-3
Colby Armstrong	12/9/06	3:51	@ Atlanta	Lehtonen	4-3
Jordan Staal	2/10/07	3:54	@ Toronto	Raycroft	6-5
Colby Armstrong	2/22/07	2:39	@ Florida	Belfour	2-1
Colby Armstrong	3/10/07	1:19	vs. NY Rangers	Lundqvist	3-2
Sergei Gonchar	12/27/07	1:33	vs. Washington	Kolzig	4-3
Tyler Kennedy	10/4/08	4:35	@ Ottawa	Gerber	4-3
Pascal Dupuis	10/14/08	4:49	vs. Philadelphia	Niittymaki	3-2
Ruslan Fedotenko	11/11/08	3:49	@ Detroit	Osgood	7-6
Sidney Crosby	12/22/08	0:43	@ Buffalo	Miller	4-3
Evgeni Malkin	2/4/09	4:44	vs. Tampa Bay	McKenna	4-3
Evgeni Malkin	2/27/09	1:36	@ Chicago	Niemi	5-4
Pascal Dupuis	11/14/09	1:24	vs. Boston	Thomas	6-5
Sidney Crosby	11/23/09	3:07	at Florida	Vokoun	3-2
Evgeni Malkin	12/12/09	0:37	vs. Florida	Vokoun	3-2
Evgeni Malkin	3/4/10	3:42	at NY Rangers	Lundqvist	5-4
Jordan Leopold	4/3/10	2:50	vs. Atlanta	Hedberg	4-3
Jordan Leopold	4/11/10	4:25	at NY Islanders	Roloson	6-5
Alex Goligoski	10/15/10	1:51	vs. NY Islanders	DiPietro	3-2
Kris Letang	10/21/10	3:49	@ Nashville	Rinne	4-3
Jordan Staal	2/10/11	4:41	vs. Los Angeles	Quick	2-1
Tyler Kennedy	2/16/11	4:10	@ Colorado	Budaj	3-2
Dustin Jeffrey	3/5/11	1:52	@ Boston	Thomas	3-2

LOSSES

PLAYER	DATE	TIME	OPPONENT	GOALIE	SCORE
Lucien Deblois	10/12/83	1:34	vs. Winnipeg	Dion	4-3
Bobby Clarke	11/20/83	2:43	@ Philadelphia	Herron	5-4
Paul MacLean	1/18/84	1:28	vs. Winnipeg	Dion	5-4
Dave Andreychuk	2/8/84	0:35	vs. Buffalo	Herron	6-5
Mark Osborne	2/26/84	2:18	@ NY Rangers	Herron	4-3
Tiger Williams	11/16/85	3:10	@ Los Angeles	Romano	4-3
Murray Craven	12/22/85	2:12	@ Philadelphia	Meloche	3-2
Ilkka Sinisalo	4/5/86	1:59	vs. Philadelphia	Meloche	4-3
Steve Thomas	12/13/86	4:36	@ Toronto	Romano	3-2
Mike Bossy	12/23/86	3:25	@ NY Islanders	Romano	4-3

PLAYER	DATE	TIME	OPPONENT	GOALIE	SCORE
Mike Gartner	1/1/87	1:30	@ Washington	Romano	4-3
Tomas Sandstrom	3/14/87	1:05	vs. NY Rangers	Riggin	3-2
Kevin Dineen	1/9/88	0:55	@ Hartford	Meloche	5-4
Mario Marois	2/23/88	2:40	vs. Winnipeg	Pietrangelo	4-3
Dave Taylor	3/7/89	2:37	@ Los Angeles	Barrasso	3-2
Don Maloney	2/6/90	4:28	vs. NY Islanders	Barrasso	8-7
Craig MacTavish	3/6/90	1:17	@ Edmonton	Pietrangelo	4-3
Uwe Krupp	3/31/90	1:00	vs. Buffalo	Barrasso	3-2
Tony Granato	11/17/90	0:52	@ Los Angeles	Pietrangelo	2-1
Patrick Flatley	12/23/90	4:29	vs. NY Islanders	Pietrangelo	4-3
Donald Audette	1/23/92	3:25	vs. Buffalo	Young	5-4
Tony Amonte	2/21/94	0:08	@ NY Rangers	Barrasso	4-3
Randy Burridge	3/15/94	0:40	vs. Washington	Barrasso	5-4
Rod Brind'Amour	4/16/95	1:30	@ Philadelphia	Wregget	4-3
Yanic Perreault	10/21/95	0:40	vs. Los Angeles	Wregget	3-2
Steve Thomas	3/9/96	0:21	vs. New Jersey	Barrasso	4-3
Shawn Burr	10/5/96	1:37	vs. Tampa Bay	Barrasso	4-3
Adam Oates	11/14/96	1:05	@ Boston	Wregget	2-1
Valeri Kamensky	1/23/97	3:55	vs. Colorado	Lalime	4-3
Brendan Shanahan	2/8/97	2:01	vs. Detroit	Lalime	6-5
Valeri Kamensky	1/3/98	3:04	vs. Colorado	Skudra	5-4
Alexandre Daigle	3/8/98	4:03	@ Philadelphia	Wregget	4-3
Dixon Ward	3/28/99	2:27	@ Buffalo	Aubin	4-3
Teemu Selanne	10/27/99	3:38	@ Anaheim	Aubin	2-1
Sergei Fedorov	11/12/99	0:36	@ Detroit	Aubin	3-2
Mike Wilson	11/20/99	2:57	@ Florida	Aubin	2-1
Mats Sundin	12/4/99	0:27	@ Toronto	Barrasso	3-2
Adam Oates	12/29/99	4:32	@ Washington	Aubin	3-2
Luke Richardson	2/24/00	4:51	@ Philadelphia	Aubin	4-3
Joe Sakic	11/13/00	3:56	@ Colorado	Snow	3-2
Darryl Sydor	1/19/01	0:42	@ Dallas	Snow	6-5
John LeClair	4/7/01	4:39	@ Philadelphia	Snow	4-3
Pavol Demitra	10/20/01	3:35	@ St. Louis	Hedberg	2-1
Vaclav Prospal	11/10/01	4:29	@ Tampa Bay	Aubin	3-2
Marty Murray	1/29/02	1:47	@ Philadelphia	Aubin	3-2
Brian Rafalski	2/9/02	4:51	vs. New Jersey	Hedberg	2-1
Oleg Petrov	3/30/02	1:32	@ Montreal	Hedberg	2-1
Valeri Bure	11/6/02	2:19	@ Florida	Hedberg	4-3
Donald Audette	11/18/02	1:12	@ Montreal	Hedberg	5-4
Andrei Markov	11/20/02	2:25	vs. Montreal	Aubin	3-2
Mathieu Schneider	12/14/02	4:22	@ Los Angeles	Hedberg	3-2
Ilya Kovalchuk	12/30/02	4:40	vs. Atlanta	Aubin	3-2
Patrik Elias	11/21/03	0:39	@ New Jersey	Fleury	2-1

PLAYER	DATE	TIME	OPPONENT	GOALIE	SCORE
Markus Naslund	12/9/03	0:24	@ Vancouver	Fleury	4-3
Jeff O'Neill	12/18/03	2:14	@ Carolina	Caron	2-1
Eric Boguniecki	2/14/04	2:06	@ St. Louis	Caron	2-1
Glen Murray	10/8/05	1:23	vs. Boston	Caron	7-6
Jochen Hecht	10/10/05	4:39	@ Buffalo	Fleury	3-2
Mike Rathje	10/14/05	3:17	@ Philadelphia	Caron	6-5
Stephen Weiss	10/25/05	0:53	vs. Florida	Thibault	4-3
Chris Drury	12/16/05	1:32	vs. Buffalo	Fleury	4-3
Tomas Kaberle	12/27/05	2:26	vs. Toronto	Fleury	3-2
Bryan McCabe	1/2/06	1:02	@ Toronto	Thibault	3-2
Brian Gionta	4/2/06	2:22	vs. New Jersey	Fleury	3-2
Teemu Selanne	11/6/06	0:44	@ Anaheim	Thibault	3-2
Vincent Lecavalier	11/8/06	2:41	vs. Tampa Bay	Fleury	4-3
Martin Straka	11/25/06	4:57	vs. NY Rangers	Fleury	2-1
Sheldon Souray	2/4/07	2:01	@ Montreal	Fleury	4-3
Tomas Kaberle	3/31/07	3:55	@ Toronto	Fleury	5-4
Jason Strudwick	11/17/07	1:40	vs. NY Rangers	Fleury	4-3
Zach Parise	2/4/08	0:37	@ New Jersey	Conklin	4-3
Daniel Alfredsson	2/23/08	4:56	vs. Ottawa	Conklin	4-3
Chris Drury	3/31/08	1:46	@ NY Rangers	Fleury	2-1
Zach Parise	10/11/08	4:22	vs. New Jersey	Fleury	2-1
Jamie Langenbrunner	1/30/09	4:00	@ New Jersey	Fleury	4-3
Anton Babchuk	4/4/09	1:11	@ Carolina	Fleury	3-2
Kris Versteeg	12/5/09	2:38	vs. Chicago	Fleury	2-1
Mike Knuble	2/7/10	2:49	@ Washington	Fleury	5-4
Olli Jokinen	2/12/10	1:02	vs. NY Rangers	Fleury	3-2
Brian Pothier	3/11/10	0:23	@ Carolina	Johnson	4-3
Jamie McBain	3/20/10	4:59	vs. Carolina	Fleury	3-2
Erik Johnson	10/23/10	0:50	@ St. Louis	Johnson	1-0
Ryan Callahan	11/15/10	3:38	vs. NY Rangers	Fleury	3-2
Patrick Marleau	2/23/11	4:56	vs. San Jose	Fleury	3-2
Mikhail Grabovski	3/2/11	0:42	@ Toronto	Fleury	3-2
Ilya Kovalchuk	3/4/11	4:35	@ New Jersey	Johnson	2-1

OVERTIME SCORING

PLAYER	G	A	PTS
Mario Lemieux	11	11	22
Jaromir Jagr	9	5	14
SIDNEY CROSBY	5	6	11
EVGENI MALKIN	5	5	10
Sergei Gonchar	3	5	8
Alexei Kovalev	4	3	7
Martin Straka	1	6	7
Ron Francis	1	5	6
Dick Tarnstrom	0	6	6
JORDAN STAAL	1	4	5
Aleksey Morozov	4	1	5
Kevin Stevens	3	2	5
Larry Murphy	1	4	5
Colby Armstrong	3	1	4
Ryan Malone	3	1	4
Jan Hrdina	2	2	4
Paul Coffey	0	4	4
PASCAL DUPUIS	2	1	3
TYLER KENNEDY	2	1	3
KRIS LETANG	1	2	3
Rob Brown	2	1	3
Kevin Hatcher	2	1	3
Randy Hillier	2	1	3
Kip Miller	2	1	3
Doug Bodger	1	2	3
Phil Bourque	1	2	3
Alex Goligoski	1	2	3
Ric Jackman	1	2	3
Michal Rozsival	1	2	3
Craig Simpson	1	2	3
Scott Young	1	2	3
Jiri Sleg	0	3	3
German Titov	0	3	3
Warren Young	0	3	3
BROOKS ORPIK	0	2	2
Jordan Leopold	2	0	2
Randy Cunneyworth	1	1	2
Dan Frawley	1	1	2
Hans Jonsson	1	1	2
Robert Lang	1	1	2
Troy Loney	1	1	2
Moe Mantha	1	1	2

PLAYER	G	A	PTS
Mark Recchi	1	1	2
Paul Stanton	1	1	2
Billy Tibbetts	1	1	2
Stu Barnes	0	2	2
Kris Beech	0	2	2
John Cullen	0	2	2
Mike Eastwood	0	2	2
Darius Kasparaitis	0	2	2
Tomas Sandstrom	0	2	2
Bryan Smolinski	0	2	2
Maxime Talbot	0	2	2
Ryan Whitney	0	2	2
Zarley Zalapski	0	2	2
DUSTIN JEFFREY	1	0	1
Wayne Babych	1	0	1
Randy Carlyle	1	0	1
Ruslan Fedotenko	1	0	1
Randy Gilhen	1	0	1
Shawn Heins	1	0	1
Chris Kontos	1	0	1
Joe Mullen	1	0	1
Fredrik Olausson	1	0	1
Randy Robitaille	1	0	1
Ulf Samuelsson	1	0	1
Doug Shedden	1	0	1
Charlie Simmer	1	0	1
Marc Bergevin	0	1	1
John Chabot	0	1	1
Ron Duguay	0	1	1
Mark Eaton	0	1	1
Nils Ekman	0	1	1
Bob Errey	0	1	1
Rico Fata	0	1	1
Andrew Ference	0	1	1
Lee Giffin	0	1	1
Bill Guerin	0	1	1
Dave Hannan	0	1	1
Rick Kehoe	0	1	1
Milan Kraft	0	1	1
Janne Laukkanen	0	1	1
Norm Maciver	0	1	1
Josef Melichar	0	1	1

PLAYER	G	A	PTS
Tom O'Regan	0	1	1
Michel Ouellet	0	1	1
Wilf Paiment	0	1	1
Lasse Pirjeta	0	1	1
Steve Poapst	0	1	1
Stephane Richer	0	1	1
Gary Rissling	0	1	1
Gord Roberts	0	1	1
Miroslav Satan	0	1	1
Ville Siren	0	1	1
Tony Tanti	0	1	1
Rick Tocchet	0	1	1

SHOOTOUT

ALL-TIME RECORD

YEAR	OVERALL			HOME			ROAD		
	GP	W	L	GP	W	L	GP	W	L
2005-06	7	1	6	4	1	3	3	0	3
2006-07	16	10	6	8	5	3	8	5	3
2007-08	11	7	4	5	2	3	6	5	1
2008-09	12	6	6	5	3	2	7	3	4
2009-10	10	8	2	4	3	1	6	5	1
2010-11	13	10	3	3	3	0	10	7	3
TOTALS	69	42	27	29	17	12	40	25	15

ALL-TIME VS. EACH TEAM

TEAM	SHOOTOUTS AGAINST	W-L
Anaheim	0	0-0
Atlanta	3	1-2
Boston	4	2-2
Buffalo	3	3-0
Calgary	1	1-0
Carolina	4	3-1
Chicago	2	1-1
Colorado	0	0-0
Columbus	2	1-1
Dallas	1	1-0
Detroit	2	2-0
Edmonton	0	0-0
Florida	3	3-0
Los Angeles	0	0-0
Minnesota	1	0-1

TEAM	SHOOTOUTS AGAINST	W-L
Montreal	4	2-2
Nashville	1	0-1
New Jersey	2	1-1
NY Islanders	9	3-6
NY Rangers	5	2-3
Ottawa	4	3-1
Philadelphia	5	5-0
Phoenix	1	1-0
St. Louis	0	0-0
San Jose	2	1-1
Tampa Bay	2	0-2
Toronto	2	2-0
Vancouver	1	1-0
Washington	5	3-2
TOTALS	69	42-27

ALL-TIME RESULTS

DATE	OPPONENT	W/L	WINNING GOAL	WINNING GOALIE	LOSING GOALIE	SHOOTOUT SCORE	FINAL SCORE
10/7/05	@ Carolina	L	Stillman	Ward	Caron	1-0	3-2
11/10/05	vs. Montreal	W	Crosby	Thibault	Theodore	1-0	3-2
11/14/05	vs. NY Islanders	L	Blake	DiPietro	Thibault	3-2	3-2
1/26/06	@ NY Islanders	L	Satan	Dubielewicz	Caron	1-0	4-3
2/4/06	vs. NY Islanders	L	Satan	DiPietro	Fleury	2-0	5-4
3/7/06	vs. Tampa Bay	L	Richards	Grahame	Fleury	2-0	5-4

DATE	OPPONENT	W/L	WINNING GOAL	WINNING GOALIE	LOSING GOALIE	SHOOTOUT SCORE	FINAL SCORE
4/15/06	@ NY Islanders	L	Nilsson	DiPietro	Caron	4-3	5-4
11/22/06	vs. Boston	L	Sturm	Thomas	Fleury	1-0	4-3
12/7/06	@ NY Rangers	L	Shanahan	Lundqvist	Fleury	1-0	3-2
12/11/06	@ Washington	W	Malkin	Fleury	Kolzig	2-1	5-4
12/21/06	@ Atlanta	L	Kozlov	Lehtonen	Thibault	2-0	4-3
1/7/07	vs. Tampa Bay	L	St. Louis	Holmqvist	Fleury	1-0	3-2
1/18/07	@ Boston	L	Kessel	Toivonen	Fleury	2-1	5-4
1/26/07	@ Dallas	W	Christensen	Fleury	Turco	1-0	4-3
2/1/07	vs. Montreal	W	Malkin	Fleury	Aebischer	2-1	5-4
2/8/07	@ Philadelphia	W	Crosby	Fleury	Niittymaki	1-0	5-4
2/14/07	vs. Chicago	W	Christensen	Fleury	Khabibulin	2-0	5-4
3/1/07	@ NY Rangers	W	Crosby	Fleury	Lundqvist	1-0	4-3
3/4/07	vs. Philadelphia	W	Christensen	Fleury	Biron	2-0	4-3
3/6/07	@ Ottawa	W	Crosby	Thibault	Emery	2-1	5-4
3/8/07	vs. New Jersey	L	Elias	Brodeur	Fleury	1-0	4-3
3/13/07	vs. Buffalo	W	Crosby	Fleury	Miller	2-1	5-4
3/18/07	vs. Ottawa	W	Ruutu	Fleury	Emery	1-0	4-3
10/19/07	vs. Carolina	W	Crosby	Sabourin	Ward	3-2	4-3
10/27/07	vs. Montreal	L	Markov	Price	Sabourin	1-0	4-3
11/22/07	@ Ottawa	W	Ruutu	Sabourin	Gerber	2-1	6-5
12/6/07	@ Calgary	W	Letang	Sabourin	Kiprusoff	2-1	3-2
12/8/07	@ Vancouver	W	Letang	Sabourin	Luongo	2-1	2-1
12/20/07	@ Boston	W	Christensen	Conklin	Thomas	2-0	5-4
1/1/08	@ Buffalo	W	Crosby	Conklin	Miller	2-1	2-1
1/12/08	@ Atlanta	L	Recchi	Lehtonen	Conklin	1-0	3-2
1/21/08	vs. Washington	L	Semin	Kolzig	Conklin	2-1	6-5
2/24/08	vs. San Jose	L	Roenick	Nabokov	Conklin	3-2	2-1
3/2/08	vs. Atlanta	W	Letang	Fleury	Lehtonen	1-0	3-2
10/20/08	@ Boston	W	Malkin	Sabourin	Thomas	2-1	2-1
10/25/08	@ NY Rangers	L	Sjostrom	Lundqvist	Fleury	1-0	3-2
11/8/08	@ NY Islanders	W	Sykora	Sabourin	MacDonald	1-0	4-3
11/13/08	vs. Philadelphia	W	Goligoski	Sabourin	Biron	1-0	5-4
11/18/08	vs. Minnesota	L	Zidlicky	Backstrom	Sabourin	1-0	2-1
12/3/08	@ NY Rangers	L	Zherdev	Lundqvist	Sabourin	3-1	3-2
2/11/09	vs. San Jose	W	Crosby	Fleury	Boucher	1-0	2-1
2/16/09	@ NY Islanders	L	Tambellini	MacDonald	Fleury	2-1	3-2
3/8/09	@ Washington	W	Crosby	Fleury	Theodore	1-0	4-3
3/10/09	vs. Florida	W	Letang	Fleury	Vokoun	2-0	4-3
3/12/09	@ Columbus	L	Huselius	Mason	Fleury	1-0	4-3
3/14/09	vs. Ottawa	L	Comrie	Elliott	Fleury	2-1	4-3
10/3/09	@ NY Islanders	W	Crosby	Fleury	Roloson	2-0	4-3
10/14/09	@ Carolina	W	Kunitz	Fleury	Ward	2-1	3-2
10/23/09	vs. Florida	W	Crosby	Johnson	Vokoun	1-0	3-2
10/30/09	@ Columbus	W	Crosby	Johnson	Mason	1-0	4-3
12/17/09	@ Philadelphia	W	Letang	Fleury	Boucher	2-0	3-2
12/19/09	@ Buffalo	W	Letang	Fleury	Lalime	1-0	2-1
1/31/10	vs. Detroit	W	Crosby	Fleury	Howard	2-0	2-1
2/14/10	vs. Nashville	L	O'Reilly	Ellis	Fleury	2-0	4-3
3/24/10	@ Washington	L	Knuble	Theodore	Fleury	3-2	4-3

DATE	OPPONENT	W/L	WINNING GOAL	WINNING GOALIE	LOSING GOALIE	SHOOTOUT SCORE	FINAL SCORE
3/28/10	vs. Toronto	W	Crosby	Fleury	Giguere	2-0	5-4
11/6/10	@ Phoenix	W	Letestu	Johnson	Bryzgalov	1-0	4-3
11/19/10	vs. Carolina	W	Letang	Fleury	Peters	2-0	5-4
12/23/10	@ Washington	W	Dupuis	Fleury	Neuvirth	2-1	3-2
12/29/10	@ NY Islanders	L	Parenteau	DiPietro	Fleury	3-2	2-1
1/6/11	@ Montreal	L	Pouliot	Price	Johnson	1-0	2-1
2/1/11	@ NY Rangers	W	Jeffrey	Fleury	Lundqvist	1-0	4-3
2/20/11	@ Chicago	L	Kane	Crawford	Fleury	1-0	3-2
2/26/11	@ Toronto	W	Kovalev	Fleury	Reimer	1-0	6-5
3/21/11	@ Detroit	W	Neal	Johnson	MacDonald	1-0	5-4
3/24/11	@ Philadelphia	W	Kunitz	Fleury	Bobrovsky	2-1	2-1
3/25/11	vs. New Jersey	W	Neal	Fleury	Brodeur	1-0	1-0
3/27/11	vs. Florida	W	Kovalev	Fleury	Clemmensen	2-0	2-1
4/8/11	@ NY Islanders	W	Kunitz	Fleury	Montoya	1-0	4-3

ALL-TIME RECORD

YEAR	OVERALL			HOME			ROAD		
	GOALS	SHOTS	PCT.	GOALS	SHOTS	PCT.	GOALS	SHOTS	PCT.
2005-06	6	28	21.4	3	16	18.8	3	12	25.0
2006-07	17	47	36.2	9	24	37.5	8	23	34.8
2007-08	17	44	38.6	7	20	35.0	10	24	41.7
2008-09	11	40	27.5	5	20	25.0	6	20	30.0
2009-10	15	29	51.7	5	11	45.5	10	18	55.6
2010-11	16	49	32.7	5	8	62.5	11	41	29.3
TOTALS	82	237	34.6	34	99	34.3	48	138	34.8

PENGUINS GOALIES

PLAYER	REC	SH	SV	GA	PCT.
Johnson	4-1	17	16	1	94.1
Fleury	27-15	130	99	31	76.2
Sabourin	7-3	45	34	11	75.6
Thibault	2-2	17	11	6	64.7
Conklin	2-3	15	8	7	53.3
Caron	0-3	10	4	6	40.0
TOTALS	42-27	234	172	62	73.5

PENGUINS SHOOTERS

PLAYER	G	S	PCT	PLAYER	G	S	PCT	PLAYER	G	S	PCT
Dustin Jeffrey	1	1	100.0	Ryan Whitney	1	3	33.3	John LeClair	0	1	0.0
James Neal	3	4	75.0	Alex Goligoski	1	4	25.0	Lasse Pirjeta	0	1	0.0
Erik Christensen	14	23	60.9	Sergei Gonchar	1	4	25.0	Jani Rita	0	1	0.0
Jarkko Ruutu	4	8	50.0	Mark Letestu	1	4	25.0	Ryan Malone	0	2	0.0
Alex Kovalev	3	6	50.0	Michel Ouellet	1	4	25.0	Ziggy Palffy	0	2	0.0
Sidney Crosby	21	52	40.4	Evgeni Malkin	7	29	24.1	Bill Guerin	0	3	0.0
Pascal Dupuis	2	5	40.0	Chris Conner	0	1	0.0	Tyler Kennedy	0	3	0.0
Chris Kunitz	3	8	37.5	Nils Ekman	0	1	0.0	Mario Lemieux	0	3	0.0
Kris Letang	14	39	35.9	Andy Hilbert	0	1	0.0	Mark Recchi	0	4	0.0
Petr Sykora	5	15	33.3	Konstantin Koltsov	0	1	0.0	Miroslav Satan	0	4	0.0
								TOTALS	82	237	34.6

OPPONENT GOALIES

PLAYER	REC	SH	SV	GA	PCT.	PLAYER	REC	SH	SV	GA	PCT.
Aebischer, David	0-1	3	1	2	33.3	Lehtonen, Kari	2-1	9	8	1	88.9
Backstrom, Niklas	1-0	3	3	0	100.0	Lundqvist, Henrik	3-2	18	15	3	83.3
Biron, Martin	0-2	9	6	3	66.7	Luongo, Roberto	0-1	6	4	2	66.7
Bobrovsky, Sergei	0-1	4	2	2	50.0	MacDonald, Joey	1-2	8	5	3	62.5
Boucher, Brian	0-2	5	2	3	40.0	Mason, Steve	1-1	5	4	1	80.0
Brodeur, Martin	1-1	6	5	1	83.3	Miller, Ryan	0-2	6	2	4	33.3
Bryzgalov, Ilya	0-1	3	2	1	66.7	Montoya, Al	0-1	3	2	1	66.7
Clemmensen, Scott	0-1	3	1	2	33.3	Nabokov, Evgeni	1-0	3	1	2	33.3
Crawford, Corey	1-0	3	3	0	100.0	Neuvirth, Michal	0-1	7	5	2	71.4
DiPietro, Rick	4-0	21	14	7	66.7	Niittymaki, Antero	0-1	3	2	1	66.7
Dubielewicz, Wade	1-0	3	3	0	100.0	Peters, Justin	0-1	2	0	2	0.0
Elliott, Brian	1-0	5	4	1	80.0	Price, Carey	2-0	13	13	0	100.0
Ellis, Dan	1-0	2	2	0	100.0	Reimer, James	0-1	2	1	1	50.0
Emery, Ray	0-2	6	3	3	50.0	Roloson, Dwayne	0-1	2	0	2	0.0
Gerber, Martin	0-1	5	3	2	60.0	Theodore, Jose	1-2	9	5	4	55.6
Giguere, J-S	0-1	3	1	2	33.3	Thomas, Tim	1-2	10	6	4	60.0
Grahame, John	1-0	2	2	0	100.0	Toivonen, Hannu	1-0	4	3	1	75.0
Holmqvist, Johan	1-0	3	3	0	100.0	Turco, Marty	0-1	2	1	1	50.0
Howard, Jimmy	0-1	3	1	2	33.3	Vokoun, Tomas	0-2	6	3	3	50.0
Khabibulin, Nikolai	0-1	3	1	2	33.3	Ward, Cam	1-2	12	7	5	58.3
Kiprusoff, Miikka	0-1	4	2	2	50.0	TOTALS	27-42	237	155	82	65.4
Kolzig, Olaf	1-1	6	3	3	50.0						
Lalime, Patrick	0-1	2	1	1	50.0						

HAT TRICKS

PLAYER	DATE	OPP.	GOALIE(S)
1967-68 (2)			

Andy Bathgate	10/18	VS. MIN	Maniago (2), Bauman
Ken Schinkel	10/21	VS. CHI	Dejordy

1968-69 (0)			
--------------------	--	--	--

1969-70 (1)			
--------------------	--	--	--

Ken Schinkel (2)	2/4	VS. MIN	Maniago Broderick (2)
------------------	-----	---------	--------------------------

1970-71 (2)			
--------------------	--	--	--

Glen Sather	12/19	VS. DET	McLeod (2), ENG
Duane Rupp	3/24	VS. DET	Rutherford

1971-72 (1)			
--------------------	--	--	--

Bob Leiter	12/1	VS. DET	Smith (2), Daley
------------	------	---------	------------------

1972-73 (6)			
--------------------	--	--	--

Al McDonough	10/11	@ STL	Stephenson
Lowell MacDonald	11/15	VS. MIN	Gilbert
Al McDonough (2)	11/18	VS. ATL	Myre
Al McDonough (3)	11/22	VS. STL	Stephenson
Eddie Shack	11/29	VS. TOR	Low
Syl Apps	12/13	VS. NYI	Desjardins

1973-74 (3)			
--------------------	--	--	--

L. MacDonald (2)	11/13	VS. MIN	Maniago
Bob Kelly	3/24	VS. DET	Grant
L. MacDonald (3)	3/27	VS. MIN	Worsley

1974-75 (3)			
--------------------	--	--	--

Rick Kehoe	2/15	@ TOR	Favell
Jean Pronovost	2/26	VS. WSH	Belhemeur
Pierre Larouche	3/12	VS. BOS	Gilbert

1975-76 (9)			
--------------------	--	--	--

Jean Pronovost (2)	11/12	@ WSH	Wolfe
Syl Apps (2)	12/17	@ CAL	Meloche
Bob Kelly (2)	12/17	@ CAL	Meloche
Stan Gilbertson	1/18	VS. NYR	Wilson (2), Soetaert
Pierre Larouche (2)	2/8	@ VAN	Smith (2), Lockett
Jean Pronovost (3)	2/19	VS. TOR	Favell
Pierre Larouche (3)	2/21	VS. CHI	Villemure
L. MacDonald (4)	2/21	VS. CHI	Villemure
Rick Kehoe (2)	3/10	VS. BUF	Smith

* = Four Goal Game, # = Five Goal Game

PLAYER	DATE	OPP.	GOALIE(S)
1976-77 (2)			

Rick Kehoe (3)	10/6	VS. VAN	Maniago (2), Ridley
Pierre Larouche (4)	2/19	@ TOR	Palmateer, Thomas (2)

1977-78 (3)			
--------------------	--	--	--

Blair Chapman	11/16	@ MIN	LoPresti
Pete Mahovich	11/30	VS. DET	Low
Wayne Bianchin	12/31	VS. CLE	Edwards

1978-79 (3)			
--------------------	--	--	--

Orest Kindrachuk	3/4	@ COL	Plasse
Ron Stackhouse	3/18	@ NYR	Thomas
Greg Malone	3/28	VS. NYR	Soetaert

1979-80 (1)			
--------------------	--	--	--

Gary McAdam	11/28	VS. QUE	Dion
-------------	-------	---------	------

1980-81 (5)			
--------------------	--	--	--

Rick Kehoe (4)	11/26	VS. VAN	Brodeur
Rick Kehoe (5)	12/3	@ TOR	Crha
Paul Gardner*	12/13	VS. PHI	Myre
Rick Kehoe (6)	1/14	VS. STL	Staniowski
Greg Sheppard	3/16	@ EDM	Mio

1981-82 (4)			
--------------------	--	--	--

Paul Gardner (2)	11/7	VS. PHI	Lindbergh
Doug Shedden	1/2	VS. HFD	Garrett
Rick Kehoe (7)	1/20	VS. BOS	Baron
Andre St. Laurent	3/6	@ QUE	Bouchard

1982-83 (3)			
--------------------	--	--	--

Pat Boutette	10/12	VS. VAN	Brodeur
Pat Boutette (2)	10/27	VS. WSH	Parro
Rick Kehoe (8)	12/23	@ DET	Stefan

1983-84 (3)			
--------------------	--	--	--

Andy Brickley	12/26	VS. NYR	Weeks
Mike Bullard	1/18	VS. WPG	Veisor
Mark Taylor	3/29	@ NYR	Vanbiesbrouck

1984-85 (2)			
--------------------	--	--	--

Mike Bullard (2)*	12/5	VS. STL	Liut
Mike Bullard (3)	12/26	VS. NYI	Hrudey

PLAYER	DATE	OPP.	GOALIE(S)
1985-86 (5)			
Mike Bullard (4)	12/31	@ STL	Wamsley
Mario Lemieux *	12/31	@ STL	Wamsley
Mike Bullard (5)	1/22	@ EDM	Moog
Doug Shedden (2)	2/15	VS. VAN	Brodeur
Mike Bullard (6)	2/21	@ DET	Stefan, LaForest (2)

1986-87 (12)			
R. Cunneyworth	10/9	VS. WSH	Jensen
Mario Lemieux (2)	10/17	@ BUF	Barrasso
Terry Ruskowski	10/18	VS. NJD	Friesen
Kevin LaVallee	10/29	VS. NJD	Chevrier
John Chabot	12/6	VS. MIN	Beaupre
Mario Lemieux (3)*	12/12	VS. TOR	Wregget (3), Bester
Craig Simpson	12/22	@ MTL	Roy
Mario Lemieux (4)	1/23	@ VAN	Caprice
Mario Lemieux (5)	2/5	@ BOS	Ranford
R. Cunneyworth (2)*	3/3	@ QUE	Gosselin (3), Malarchuk
Mario Lemieux (6)	3/8	@ WPG	Reddick
Mario Lemieux (7)	3/12	VS. QUE	Gosselin, ENG (2)

1987-88 (9)			
Dan Quinn	10/15	VS. NYR	Froese
Mario Lemieux (8)	10/15	VS. NYR	Froese
Mario Lemieux (9)	10/24	VS. BUF	Cloutier
Mario Lemieux (10)	1/5	VS. LAK	Healy
Mario Lemieux (11)	1/10	@ DET	Hanlon
Paul Coffey	1/20	@ CHI	Mason (2), Pang
Dan Quinn (2)	2/28	@ CHI	Pang
Dan Quinn (3)	3/7	@ CGY	Vernon
Mario Lemieux (12)	4/2	@ WSH	Malarchuk

1988-89 (13)			
Mario Lemieux (13)	10/11	VS. WSH	Malarchuk (2), Peeters
Rob Brown	10/15	VS. STL	Riendeau
Mario Lemieux (14)	10/16	VS. PHI	Hextall
Rob Brown (2)	11/25	@ WSH	Malarchuk
Mario Lemieux (15)	12/21	@ TOR	Wregget
Mario Lemieux (16)#	12/31	VS. NJD	Sauve (3), Terrerri, ENG
Mario Lemieux (17)	1/10	VS. NYI	Hrudey
Rob Brown (3)	1/28	VS. DET	Stefan (2), Hanlon
Rob Brown (4)	2/5	@ BOS	Moog
Mario Lemieux (18)	2/14	VS. BUF	Cloutier
Mario Lemieux (19)	3/12	@ CHI	Chevrier
Mario Lemieux (20)	3/25	VS. NJD	Sauve (2), Burke
Mario Lemieux (21)*	3/30	VS. HFD	Whitmore

PLAYER	DATE	OPP.	GOALIE(S)
1989-90 (10)			
Mario Lemieux (22)	10/17	VS. TOR	Bester, ENG (2)
Kevin Stevens	10/31	VS. LAK	Hrudey
Mario Lemieux (23)	12/2	@ QUE	Tugnutt
Rob Brown (5)	12/12	VS. BOS	Moog (2), Lemelin
Mario Lemieux (24)*	1/8	@ NYR	Froese (2), Vanbiesbrouck (2)
Tony Tanti	1/30	VS. PHI	Wregget
Mario Lemieux (25)	2/2	VS. EDM	Exelby (2), ENG
Rob Brown (6)	2/10	VS. LAK	Hrudey, Gosselin, ENG
John Cullen	2/20	VS. PHI	Wregget (2), ENG
Rob Brown (7)	3/4	VS. MIN	Myllys (2), ENG

1990-91 (5)			
Kevin Stevens (2)	10/25	VS. QUE	Tanner, Tugnutt (2)
Phil Bourque	12/3	@ NYR	Vanbiesbrouck, Richter (2)
John Cullen (2)	1/17	@ TOR	Ing
Jaromir Jagr	2/2	VS. BOS	Foster
Mario Lemieux (26)	3/26	@ PHI	Peeters

1991-92 (11)			
Mario Lemieux (27)	10/15	@ NYI	Healy
Bob Errey	10/17	VS. NYI	Healy (2), ENG
Kevin Stevens (3)	11/13	VS. EDM	Ranford
Mark Recchi	11/18	@ QUE	Tugnutt
Kevin Stevens (4)	11/18	@ QUE	Tugnutt
Kevin Stevens (5)	11/29	@ PHI	Roussel (2), Wregget
Kevin Stevens (6)	12/5	@ SJS	Irbe, Hayward (2)
Joe Mullen*	12/23	@ NYI	Healy
Joe Mullen (2)*	12/26	VS. TOR	Fuhr
Joe Mullen (3)	2/18	VS. TOR	Wamsley
Rick Tocchet	3/6	@ SJS	Myllys

1992-93 (10)			
Kevin Stevens (7)*	10/17	@ HFD	Burke (3), Pietrangelo
Mario Lemieux (28)	10/22	VS. DET	Cheveldae
Kevin Stevens (8)	12/12	VS. NJD	Terrerri
Kevin Stevens (9)	1/26	VS. WSH	Beaupre
Mario Lemieux (29)*	3/18	VS. WSH	Beaupre (3), Hrivnak
Mario Lemieux (30)*	3/20	VS. PHI	Soderstrom (3), Roussel
Rick Tocchet (2)	4/1	VS. HFD	Gosselin, Pietrangelo (2)
Rick Tocchet (3)	4/7	VS. MTL	Roy
Joe Mullen (4)	4/9	@ NYR	Hirsch, Richter (2)
Mario Lemieux (31)#	4/9	@ NYR	Hirsch (3), Richter (2)

* = Four Goal Game, # = Five Goal Game

PLAYER	DATE	OPP.	GOALIE(S)
1993-94 (2)			
Kevin Stevens (10)	1/11	VS. BOS	Blue
Martin Straka	3/8	VS. BOS	Riendeau
1994-95 (2)			
Jaromir Jagr (2)	2/14	VS. BOS	Riendeau
Luc Robitaille*	2/16	VS. HFD	Reese
1995-96 (9)			
Mario Lemieux (32)	10/26	@ NYI	Soderstrom
Mario Lemieux (33)	10/28	@ NJD	Brodeur
Ron Francis	11/10	@ SJS	Irbe (2), Flaherty
Markus Naslund	11/28	VS. OTT	Bales
Mario Lemieux (34)*	11/30	@ BOS	Bailey (2), Billington (2)
Mario Lemieux (35)	12/30	VS. FLA	Vanbiesbrouck
Mario Lemieux (36)	1/27	VS. PHI	Snow (2), Hextall
Petr Nedved*	3/5	VS. WPG	Khabibulin (2), Roussel (2)
Mario Lemieux (37)#	3/26	VS. STL	Fuhr, Casey (4)
1996-97 (4)			
Jaromir Jagr (3)	11/2	VS. OTT	Tugnutt
Jaromir Jagr (4)	11/30	VS. BOS	Ranford
Mario Lemieux (38)	12/19	@ STL	Casey
Mario Lemieux (39)*	1/26	@ MTL	Thibault
1997-98 (3)			
Ron Francis (2)	12/29	VS. NYI	Fichaud, Salo (2)
Stu Barnes	1/10	VS. NJD	Brodeur
Martin Straka (2)	4/18	VS. BOS	Dafoe (2), Tallas
1998-99 (2)			
Stu Barnes (2)	11/25	@ WSH	Kolzig
Martin Straka (3)	11/28	@ MTL	Theodore (2), ENG
1999-00 (3)			
Aleksey Morozov	10/7	@ NJD	Brodeur
Jaromir Jagr (5)	11/26	VS. OTT	Lalime
Jaromir Jagr (6)	12/30	VS. NYI	Luongo
2000-01 (9)			
Jaromir Jagr (7)*	10/14	VS. NYR	McLean
Alexei Kovalev	11/8	VS. PHI	Boucher
Jaromir Jagr (8)	12/16	@ MTL	Hackett
Martin Straka (4)	1/8	@ WSH	Kolzig (2), ENG
Mario Lemieux (40)	1/24	VS. MTL	Theodore

PLAYER	DATE	OPP.	GOALIE(S)
Alexei Kovalev (2)	2/7	VS. PHI	Cechmanek (2), Boucher
Alexei Kovalev (3)	2/10	VS. NJD	Brodeur
Alexei Kovalev (4)	2/23	VS. NYR	Yeremeyev
Jaromir Jagr (9)	3/10	VS. CGY	Vernon (2), ENG
2001-02 (5)			
Toby Petersen	10/16	VS. OTT	Lalime
Alexei Kovalev (5)	11/13	@ NJD	Brodeur (2), ENG
Alexei Kovalev (6)	11/14	VS. NYI	Snow
Alexei Kovalev (7)	1/5	VS. NYR	Richter
Aleksey Morozov (2)	1/17	@ CGY	Turek
2002-03 (1)			
Alexei Kovalev (8)	1/25	VS. CHI	Thibault (2), Leighton
2003-04 (0)			
2005-06 (1)			
Mark Recchi (2)	3/4	VS. CAR	Ward
2006-07 (6)			
Sidney Crosby	10/28	@ PHI	Niittymaki (2), Esche
Nils Ekman	11/8	VS. TBL	Holmqvist
Ryan Malone	12/15	VS. NYI	Dunham (2), DiPietro
Mark Recchi (3)	1/20	VS. TOR	Raycroft
Jordan Staal	2/10	@ TOR	Raycroft
Ryan Malone (2)	2/19	@ NYI	DiPietro
2007-08 (2)			
Evgeni Malkin	1/3	VS. TOR	Clemmensen
Evgeni Malkin (2)	1/14	VS. NYR	Lundqvist
2008-09 (5)			
Jordan Staal (2)	11/11	@ DET	Osgood
Evgeni Malkin (3)	11/26	@ NYI	MacDonald
Sidney Crosby (2)	11/29	VS. NJD	Clemmensen
Petr Sykora	12/11	VS. NYI	Danis (2), MacDonald
Pascal Dupuis	12/11	VS. NYI	Danis (2), MacDonald
2009-10 (6)			
Sidney Crosby (3)	10/28	VS. MTL	Halak
Sidney Crosby (4)	11/28	VS. NYR	Valiquette
Mike Rupp	11/30	@ NYR	Lundqvist
Evgeni Malkin (4)	12/23	VS. OTT	LeClaire
Evgeni Malkin (5)	1/19	VS. NYI	Roloson
Sidney Crosby (5)	2/1	VS. BUF	Miller

* = Four Goal Game, # = Five Goal Game

PLAYER	DATE	OPP.	GOALIE(S)
2010-11 (4)			
Evgeni Malkin (6)	11/13	@ ATL	Pavelec
Sidney Crosby (6)	11/27	VS. CGY	Kiprusoff
Sidney Crosby (7)	12/2	VS. ATL	Pavelec
Chris Kunitz	1/5	VS. TBL	Ellis (2), Roloson

TOTAL = 192 HOME = 123 ROAD = 69
 MOST ALL-TIME - Mario Lemieux (40)
 MOST ONE YEAR (Ind) - Mario Lemieux (9), 1988-89
 MOST ONE YEAR (Team) - 13 in 1988-89

HAT TRICKS AGAINST

PLAYER	DATE	OPP.	GOALIE(S)
1967-68 (4)			
Stan Mikita*	12/6	@ CHI	Binkley (3), Bassen
Bob Pulford	1/13	@ TOR	Binkley
Dick Duff	2/17	@ MTL	Binkley
Jean Beliveau	3/16	@ MTL	Binkley (2), ENG
1968-69 (3)			
Bobby Rousseau	11/7	@ MTL	Binkley
Bobby Hull	11/14	VS. CHI	Binkley
Phil Esposito	12/15	@ BOS	Daley
1969-70 (5)			
Gordie Howe	11/2	@ DET	Smith
Ab McDonald	11/19	VS. STL	Binkley
Dave Keon	1/17	@ TOR	Binkley
Dave Balon	2/1	@ NYR	Smith
Stan Mikita (2)	2/11	@ CHI	Smith
1970-71 (5)			
Walt McKechnie	10/15	@ MIN	Smith
Phil Esposito (2)	12/6	@ BOS	Binkley
Brian Spencer	1/9	@ TOR	Smith
Phil Esposito (3)	3/6	VS. BOS	Smith
Eddie Shack	3/31	VS. BUF	Newton
1971-72 (3)			
Brad Park	12/12	@ NYR	Rutherford
Norm Ullman	12/28	VS. TOR	Binkley (2), ENG
Brad Park (2)	2/12	VS. NYR	Rutherford
1972-73 (5)			
Gene Carr	12/17	@ NYR	Herron
Rejean Houle	1/17	@ MTL	Newton
Mike Walton	2/10	@ BOS	Newton
Dennis Hextall	3/7	@ MIN	Brown
Bobby Lalonde	3/17	@ VAN	Brown (2), Newton
1973-74 (5)			
Rick Martin	1/3	@ BUF	Rutherford
Ken Hodge	2/3	VS. BOS	Brown
Stan Mikita (3)	2/10	@ CHI	Inness
Claude Larose*	2/28	@ MTL	Inness
Bill Goldsworthy	3/23	@ MIN	Inness

PLAYER	DATE	OPP.	GOALIE(S)
1974-75 (6)			
Bobby Orr	10/23	VS. BOS	Inness
Dave Keon (2)	11/20	@ TOR	Inness
Guy Lafleur	12/7	@ MTL	Johnson
Guy Lafleur (2)*	1/26	@ MTL	Plasse
Greg Polis	3/2	@ NYR	Plasse
Stan Gilbertson	4/6	@ WSH	Johnson
1975-76 (4)			
Hartland Monahan	11/12	@ WSH	Inness
Yvon Cournoyer	11/13	VS. MTL	Inness
Dennis Maruk*	11/18	VS. CAL	Inness
Ted Irvine	2/29	VS. STL	Inness (2), ENG
1976-77 (4)			
Rick Blight*	10/6	VS. VAN	Laxton
Wilf Paiment	2/6	@ COL	Herron
Claude Larose (2)	2/8	@ STL	Herron
Don Saleski	3/13	@ PHI	Herron
1977-78 (1)			
Butch Goring	11/24	@ LAK	Herron
1978-79 (2)			
Dale McCourt	2/18	@ DET	Millen (2), Herron
Darcy Rota	4/1	VS. ATL	Herron (2), Millen
1979-80 (8)			
Pierre Larouche*	10/25	@ MTL	Holland
Darryl Sittler	1/16	VS. TOR	Millen
Jordy Douglas	1/17	@ HFD	Millen
Blair MacDonald	1/19	VS. EDM	Millen
Mike Foligno	1/31	@ DET	Millen
Danny Gare	2/7	@ BUF	Millen
Darryl Sittler (2)	3/5	VS. TOR	Holland
Wayne Gretzky	3/21	@ EDM	Millen
1980-81 (8)			
Dennis Maruk (2)	11/12	VS. WSH	Holland
Rick Dudley	12/7	@ BUF	Millen, Holland (2)
Bobby Clarke	12/13	VS. PHI	Millen
Stan Smyl	12/19	@ VAN	Holland (2), Millen
Reed Larson	1/3	VS. DET	Millen

* = Four Goal Game, # = Five Goal Game

PLAYER	DATE	OPP.	GOALIE(S)
Mike Bossy*	1/13	@ NYI	Millen (3), ENG
Lanny McDonald	2/6	@ COL	Ricci (2), ENG
Mark Messier	3/16	@ EDM	Millen

1981-82 (6)

Mel Bridgeman	10/29	@ PHI	Dion
Keith Acton	11/21	@ MTL	Dion (2), Harrison
Ron Duguay	12/27	@ NYR	Harrison
Blaine Stoughton	1/3	@ HFD	Harrison
Wayne Gretzky (2)	3/17	@ EDM	Dion
Bernie Nicholls	3/20	@ LAK	Dion

1982-83 (10)

Butch Goring (2)	10/14	@ NYI	Herron
Marian Stastny	10/21	@ QUE	Herron
Peter Stastny	12/11	VS. QUE	Herron
Glenn Anderson	1/7	@ EDM	Herron
Dale Hawerchuk	2/4	@ WPG	Dion
Lanny McDonald (2)	2/5	@ CGY	Herron
Kent Nilsson	2/5	@ CGY	Herron
Charlie Simmer	2/12	VS. LAK	Ricci
Reed Larson (2)	2/15	VS. DET	Ricci
Ken Linseman	2/19	VS. EDM	Herron (2), Ricci

1983-84 (11)

Bryan Trottier	11/11	VS. NYI	Dion
Barry Pederson	12/6	VS. BOS	Dion (2), Herron
Bob MacMillan	1/7	VS. NJD	Romano
Paul MacLean	1/18	VS. WPG	Dion
Pierre Larouche (2)	1/25	VS. NYR	Romano (2), Dion
Doug Risebrough	2/16	@ CGY	Dion
Lanny McDonald (3)	2/16	@ CGY	Dion
Wayne Gretzky (3)	2/22	VS. EDM	Romano
Michel Goulet	3/8	VS. QUE	Ricci
Dave Poulin	3/22	@ PHI	Herron
Ilkka Sinisalo	3/22	@ PHI	Herron

1984-85 (7)

Uli Hiemer	10/31	@ NJD	Herron
Jorgen Pettersson	11/8	VS. STL	Dion
Denis Savard	11/29	VS. CHI	Herron
Michel Goulet (2)	12/29	@ QUE	Herron
Dale Hawerchuk (2)	1/21	@ WPG	Romano
Wayne Gretzky (4)	1/26	@ EDM	Herron
Peter Sundstrom	2/22	VS. NYR	Ford

1985-86 (5)

Danny Gare (2)	10/30	@ DET	Romano
Tony Tanti	11/13	@ VAN	Romano
Dave Poulin (2)	11/24	@ PHI	Herron
Troy Murray	1/1	@ CHI	Meloche
Al Secord	1/1	@ CHI	Meloche

PLAYER	DATE	OPP.	GOALIE(S)
1986-87 (3)			
Kirk Muller	10/29	VS. NJ	Romano
Sylvain Turgeon	3/28	@ HFD	Riggin
Perry Anderson	3/31	@ NJD	Meloche

1987-88 (3)

Dave Hannan	1/25	VS. EDM	Pietrangelo
John MacLean	1/28	@ NJD	Meloche
Rick Vaive	2/28	@ CHI	Pietrangelo

1988-89 (11)

Mike Ridley*	10/11	VS. WSH	Young
Dave Andreychuk	10/12	@ BUF	Young
Tony Granato*	10/30	@ NYR	Guenette, Pietrangelo (3)
Walt Poddubny	11/3	VS. QUE	Guenette
Jari Kurri	11/8	VS. EDM	Guenette
Tony Tanti (2)	1/7	VS. VAN	Barrasso
Tony Granato (2)	1/14	VS. NYR	Barrasso
Peter Stastny (2)*	2/11	@ QUE	Young (2), Pietrangelo (2)
Jody Hull	2/26	@ HFD	Barrasso, Young (2)
Ken Linseman (2)	3/14	VS. BOS	Barrasso
Mats Naslund	3/18	VS. MTL	Barrasso, Young (2)

1989-90 (6)

Brett Hull	10/18	VS. STL	Young
Wayne Gretzky (5)	10/31	VS. LAK	Young
Pat LaFontaine	2/6	VS. NYI	Barrasso
Derek King	2/6	VS. NYI	Barrasso
Luc Robitaille	3/10	@ LAK	Chevrier
Mike Modano	3/17	VS. MIN	Chevrier

1990-91 (2)

Jeremy Roenick	10/11	@ CHI	Barrasso
Patrick Flatley	12/23	VS. NYI	Pietrangelo

1991-92 (4)

Derek King (2)	10/15	@ NYI	Barrasso
Vladimir Ruzicka	11/5	VS. BOS	Barrasso
Vladimir Ruzicka (2)*	2/9	@ BOS	Barrasso
Darren Turcotte	4/16	@ NYR	Young, Wregget (2)

1992-93 (7)

Michel Goulet (3)	11/8	@ CHI	Barrasso
Jimmy Carson	11/13	@ DET	Barrasso
Adam Graves	11/25	VS. NYR	Barrasso, Wregget (2)
Ulf Dahlen	1/7	VS. MIN	Barrasso
Steve Heinze	1/14	@ BOS	Wregget
Pierre Turgeon	2/20	@ NYI	Barrasso
Geoff Sanderson	2/21	@ HFD	Barrasso

* = Four Goal Game, # = Five Goal Game

PLAYER	DATE	OPP.	GOALIE(S)
1993-94 (2)			
Mike Gartner	1/31	@ NYR	Wregget
Randy Burridge	3/15	VS. WSH	Barrasso
1994-95 (1)			
Igor Chibirev	4/5	VS. HFD	Young
1995-96 (8)			
Pat Verbeek	11/21	@ NYR	Barrasso
Geoff Sanderson (2)	12/28	VS. HFD	Wregget
Ray Sheppard	1/13	VS. SJS	Barrasso
Claude Lemieux	1/16	VS. COL	Wregget
Brendan Shanahan	2/23	VS. HFD	Wregget
Gary Roberts	2/29	@ CGY	Barrasso
Rick Tocchet	3/14	@ BOS	Wregget
John LeClair	3/31	@ PHI	Barrasso
1996-97 (5)			
Alexei Kovalev	10/16	@ NYR	Barrasso, Wregget (2)
Dino Ciccarelli	11/8	@ TBL	Wregget
Dale Hawerchuk (3)	11/21	@ PHI	Wregget
B. Shanahan (2)	2/8	VS. DET	Lalime
Joe Sakic	3/14	@ COL	Wregget
1997-98 (3)			
Dave Gagner	10/4	VS. FLA	Wregget
Joe Nieuwendyk	11/5	VS. DAL	Wregget (2), Skudra
Valeri Kamensky	1/3	VS. COL	Skudra
1998-99 (2)			
Sami Salo	3/30	VS. OTT	Skudra (2), ENG
Zigmund Palffy	4/17	VS. NYI	Barrasso, Skudra (2)
1999-00 (0)			
2000-01 (3)			
John Madden*	10/28	VS. NJD	Aubin, Snow (3)
Randy McKay*	10/28	VS. NJD	Aubin (2), Snow (2)
Andrei Kovalenko	1/9	@ BOS	Snow
2001-02 (1)			
Glen Murray	4/13	@ BOS	Aubin
2002-03 (4)			
Sergei Fedorov	10/25	@ DET	Aubin
Vincent Lecavalier	11/8	@ TBL	Hedberg (2), ENG
Saku Koivu	11/18	@ MTL	Hedberg
Dave Scatchard	1/7	@ NYI	Aubin

PLAYER	DATE	OPP.	GOALIE(S)
2003-04 (6)			
Vincent Lecavalier (2)	11/8	@ TBL	Caron
Radim Vrbata	11/29	@ CAR	Caron
Shean Donovan	12/7	@ CGY	Caron
Markus Naslund*	12/9	@ VAN	Fleury
Glen Murray (2)	2/1	@ BOS	Caron (2), EN
Martin Havlat	2/22	VS. OTT	Aubin (2), EN
2005-06 (6)			
Jaromir Jagr	11/12	VS. NYR	Thibault
Olli Jokinen	11/25	@ FLA	Caron, Thibault (2)
Ilya Kovalchuk	1/6	@ ATL	Thibault, Fleury, ENG
Shawn Horcoff	1/10	VS. EDM	Fleury
Miroslav Satan	2/4	VS. NYI	Fleury
Patrik Elias	4/5	@ NJD	Fleury
2006-07 (1)			
Olli Jokinen (2)	1/10	@ FLA	Thibault
2007-08 (2)			
Joffrey Lupul	12/11	@ PHI	Sabourin (2), Conklin
R.J. Umberger	12/11	@ PHI	Sabourin (2), Conklin
2008-09 (2)			
Jason Spezza	12/6	@ OTT	Sabourin
Jonathan Toews	2/27	@ CHI	Fleury
2009-10 (2)			
Radek Dvorak	1/3	@ FLA	Fleury
Alex Ovechkin	2/7	@ WSH	Fleury
2010-11 (0)			

TOTAL - 186 HOME - 69 ROAD - 117
 MOST BY ONE PLAYER - Wayne Gretzky (5)
 MOST BY ONE TEAM - NY Rangers (15)

SPECIAL TEAMS

YEAR	POWER PLAY			PENALTY KILL		
	PPG/CHANCES	PCT.	NHL RANK	PPGA/CHANCES	PCT.	NHL RANK
1967-68	37/273	13.6	11th	31/193	83.9	6th
1968-69	50/303	16.5	7th	38/231	83.5	5th
1969-70	53/315	16.8	9th	66/282	76.7	12th
1970-71	56/318	17.6	9th	48/276	82.6	8th
1971-72	46/286	16.1	11th	55/346	77.6	10th
1972-73	52/301	17.3	9th	49/264	81.4	8th
1973-74	47/276	17.0	11th	47/245	80.8	8th
1974-75	64/323	19.8	9th	63/324	80.6	8th
1975-76	75/307	24.4	6th	68/292	76.7	11th
1976-77	46/263	17.5	14th	47/209	77.5	15th
1977-78	53/261	20.3	11th	61/251	75.9	13th
1978-79	56/261	21.5	12th	57/250	77.2	11th
1979-80	52/262	19.9	14th	64/247	74.1	18th
1980-81	92/400	23.0	11th	99/370	73.2	21st
1981-82	99/404	24.5	7th	92/399	76.9	11th
1982-83	81/360	22.5	9th	110/396	72.2	21st
1983-84	70/340	20.6	16th	86/357	75.9	15th
1984-85	62/363	17.1	21st	74/311	76.2	14th
1985-86	93/425	21.9	12th	78/341	77.1	15th
1986-87	74/374	19.5	14th	72/319	77.4	15th
1987-88	110/500	22.0	6th	120/507	76.3	20th
1988-89	119/491	24.2	3rd	111/482	77.0	16th
1989-90	86/403	21.3	10th	94/372	74.7	20th
1990-91	89/338	22.9	3rd	73/351	79.2	16th
1991-92	92/427	21.5	4th	77/379	79.7	15th
1992-93	105/440	23.9	2nd	72/429	83.2	4th
1993-94	76/404	18.8	13th	72/401	82.0	10th
1994-95	42/221	19.0	10th	46/229	79.9	23rd
1995-96	109/420	26.0	1st	78/467	83.3	8th
1996-97	74/338	21.9	2nd	64/338	81.1	23rd
1997-98	67/407	16.5	11th	46/338	86.4	8th
1998-99	65/363	17.9	7th	56/302	81.5	23rd
1999-00	54/346	15.6	20th	56/321	82.6	19th
2000-01	76/375	20.3	5th	78/405	80.7	T26th
2001-02	47/335	14.0	T24th	57/352	83.8	T18th
2002-03	66/360	18.3	7th	58/352	83.5	T13th
2003-04	65/360	18.1	T7th	84/369	77.2	30th
2005-06	94/495	19.0	6th	113/533	78.8	29th
2006-07	94/463	20.3	5th	75/419	82.1	17th
2007-08	77/378	20.4	4th	68/357	81.0	23rd
2008-09	62/360	17.2	20th	60/347	82.7	8th
2009-10	56/326	17.2	19th	52/327	84.1	9th
2010-11	49/311	15.8	25th	45/324	86.1	1st
TOTALS	3,032/15,276	19.8		2,960/14,604	79.7	

PENALTY SHOTS

PLAYER	OPPONENT	DATE	GOALTENDER	RESULT
George Konik	@ STL	1/31/68	Hall	GOAL
Charlie Burns	VS. NYR	2/5/69	Giacomin	No Goal
Keith McCreary	VS. NYR	3/18/70	Giacomin	No Goal
Jean Pronovost	@ DET	1/14/71	Edwards	GOAL
Greg Polis	VS. STL	2/24/71	Wakely	No Goal
Syl Apps	@ TOR	2/9/72	Parent	GOAL
Lowell MacDonald	@ BUF	11/12/72	Crozier	No Goal
Ron Schock	VS. DET	1/10/73	Edwards	No Goal
Ron Schock	VS. NYR	3/10/73	Giacomin	No Goal
Chuck Arnason	VS. CAL	2/16/74	Meloche	No Goal
Ron Schock	@ WSH	11/30/76	Wolfe	No Goal
Blair Chapman	@ WSH	12/4/77	Bedard	No Goal
Pete Mahovlich	@ WSH	1/21/78	Bedard	No Goal
Blair Chapman	VS. COL	3/22/78	McKenzie	No Goal
Ross Lonsberry	@ NYI	12/5/78	Resch	No Goal
Ross Lonsberry	VS. MIN	2/9/80	Meloche	No Goal
Greg Sheppard	VS. STL	1/14/81	Staniowski	No Goal
Dave Hannan	@ WSH	10/14/83	Riggin	GOAL
Andy Brickley	VS. CHI	11/29/84	Bannerman	No Goal
Mario Lemieux	@ QUE	12/29/84	Gosselin	GOAL
Warren Young	@ TOR	1/2/85	Bernhardt	GOAL
Mario Lemieux	@ NYI	1/19/88	Hrudey	GOAL
Mario Lemieux	VS. NJD	12/31/88	Terreri	GOAL
Mario Lemieux	@ LAK	3/7/89	Hrudey	GOAL
Jock Callander	VS. MTL	3/18/89	Roy	GOAL
Mario Lemieux	@ WSH	11/24/89	Mason	GOAL
Bob Errey	VS. NJD	1/5/91	Terreri	GOAL
Bob Errey	VS. MIN	10/31/91	Wakaluk	GOAL
Mario Lemieux	VS. EDM	3/17/92	Ranford	No Goal
Jaromir Jagr	VS. WSH	1/26/93	Beaupre	No Goal
Martin Straka	@ QUE	3/16/95	Thibault	No Goal
Mario Lemieux	VS. BUF	3/23/96	Hasek	No Goal
Jaromir Jagr	@ FLA	11/9/96	Fitzpatrick	No Goal
Mario Lemieux	@ FLA	4/11/97	Vanbiesbrouck	GOAL
Stu Barnes	@ PHI	3/8/98	Hextall	No Goal
Martin Straka	VS. STL	1/19/00	Turek	GOAL
Martin Straka	@ SJS	11/1/00	Nabokov	No Goal
Martin Straka	@ BOS	1/9/01	Dafoe	No Goal
Martin Straka	@ ATL	1/30/01	Rhodes	GOAL
Wayne Primeau	@ TBL	11/10/01	Khabibulin	GOAL
Eric Meloche	VS. NYR	1/3/04	Markkanen	No Goal
Brian Holzinger	VS. TBL	1/27/04	Grahame	No Goal

PLAYER	OPPONENT	DATE	GOALTENDER	RESULT
Ziggy Palffy	@ NYR	11/7/05	Weekes	No Goal
Matt Murley	@ TBL	11/27/05	Grahame	No Goal
Ryan Malone	VS. WSH	1/25/06	Kolzig	GOAL
Jordan Staal	VS. CBJ	10/21/06	Norrena	GOAL
Jordan Staal	VS. NYR	11/25/06	Lundqvist	No Goal
Nils Ekman	@ NYR	12/7/06	Lundqvist	GOAL
Jarkko Ruutu	VS. TOR	1/20/07	Raycroft	GOAL
Evgeni Malkin	@ NYI	3/22/07	DiPietro	No Goal
Jordan Staal	VS. NYR	10/23/07	Lundqvist	No Goal
Sidney Crosby	@ VAN	12/8/07	Luongo	No Goal
Petr Sykora	@ TBL	3/4/08	Smith	No Goal
Sidney Crosby	VS. NYR	1/18/09	Lundqvist	No Goal
Evgeni Malkin	VS. ATL	3/17/09	Hedberg	No Goal
Evgeni Malkin	@ CAR	4/4/09	Ward	No Goal
Maxime Talbot	@ ATL	11/21/09	Hedberg	No Goal
Evgeni Malkin	VS. TOR	10/13/10	Gustavsson	No Goal
Sidney Crosby	VS. CAL	11/27/10	Kiprusoff	No Goal
Evgeni Malkin	@ WSH	12/23/10	Neuvirth	No Goal
Kris Letang	@ NYI	12/29/10	DiPietro	No Goal
Chris Conner	VS. DET	1/18/11	MacDonald	GOAL

Pittsburgh has scored on 22 of 62 attempts (9 for 30 at home, 13 for 32 on the road)

OPPONENT PENALTY SHOTS

PLAYER	OPPONENT	DATE	GOALTENDER	RESULT
Bill Collins	VS. MIN	12/23/67	Binkley	No Goal
Ralph Stewart	@ NYI	3/5/74	Brown	No Goal
Dave Keon	@ TOR	11/20/74	Inness	GOAL
Bill Goldsworthy	@ NYR	11/14/76	Wilson	No Goal
Alain Daigle	VS. CHI	11/21/76	Wilson	No Goal
Al MacAdam	VS. CLE	12/16/76	Herron	GOAL
Orest Kindrachuk	VS. PHI	10/15/77	Wilson	No Goal
Ilkka Sinisalo	VS. PHI	10/11/81	Harrison	GOAL
Bob Bourne	@ NYI	2/17/83	Herron	No Goal
Dino Ciccarelli	@ MIN	3/16/83	Herron	No Goal
Tony Currie	@ HFD	3/17/84	Herron	No Goal
Michel Goulet	@ QUE	12/29/84	Herron	No Goal
Dave Williams	@ LAK	1/21/87	Romano	No Goal
Alan Kerr	@ NYI	2/26/87	Riggin	No Goal
Doug Gilmour	VS. STL	3/1/87	Riggin	No Goal
Michel Goulet	VS. QUE	3/12/87	Riggin	No Goal
Mark Johnson	@ NJD	10/9/87	Riggin	No Goal
Dave Tippet	@ HFD	1/9/88	Meloche	No Goal
Doug Smail	VS. WPG	10/10/89	Barrasso	No Goal

PLAYER	OPPONENT	DATE	GOALTENDER	RESULT
Dale Hunter	VS. WSH	12/6/89	Young	No Goal
Tomas Sandstrom	VS. LAK	2/10/90	Young	GOAL
Scott Pearson	VS. QUE	3/16/91	Barrasso	GOAL
Darren Turcotte	@ NYR	12/29/91	Young	No Goal
Joe Nieuwendyk	@ CGY	1/23/93	Wregget	No Goal
Scott Niedermayer	@ NJD	2/7/96	Wregget	No Goal
Robert Reichel	@ CGY	10/24/96	Barrasso	GOAL
Sami Kapanen	VS. CAR	1/7/99	Barrasso	No Goal
Doug Gilmour	VS. CHI	10/16/99	Skudra	No Goal
Teemu Selanne	@ ANA	10/27/99	Aubin	No Goal
Keith Tkachuk	@ PHX	1/12/00	Aubin	GOAL
Tim Connolly	@ NYI	3/21/00	Aubin	GOAL
Martin Rucinsky	@ MTL	2/28/01	Aubin	No Goal
Marian Hossa	VS. OTT	10/16/01	Hedberg	No Goal
Mike Modano	VS. DAL	10/24/01	Hedberg	No Goal
Esa Pirnes	VS. LAK	10/10/03	Fleury	No Goal
Marian Gaborik	VS. MIN	11/19/03	Caron	GOAL
Erik Cole	@ CAR	11/29/03	Caron	No Goal
Dan Boyle	VS. TBL	1/27/04	Fleury	No Goal
Chad Kilger	VS. TOR	3/19/06	Fleury	GOAL
Sean Bergenheim	@ NYI	3/31/06	Caron	No Goal
Miroslav Satan	VS. NYI	4/17/06	Fleury	No Goal
Alexander Semin	VS. WSH	2/18/07	Thibault	No Goal
Drew Stafford	@ BUF	12/29/09	Fleury	GOAL
Vincent Lecavalier	@ TBL	1/2/10	Fleury	No Goal
Kyle Okposo	VS. NYI	1/19/10	Johnson	No Goal
Ilya Kovalchuk	@ NJD	3/12/10	Fleury	No Goal
Sean Bergenheim	@ TBL	10/27/10	Fleury	No Goal
Loui Eriksson	@ DAL	11/3/10	Johnson	GOAL
Nick Foligno	@ OTT	12/26/10	Fleury	No Goal
Steven Stamkos	VS. TBL	1/5/11	Fleury	No Goal
Michael Grabner	@ NYI	2/11/11	Johnson	No Goal

Opponents have scored on 12 of 51 attempts (6 of 23 in Pittsburgh, 6 of 28 on the road)

SHUTOUTS

PLAYER	DATE	OPP.	SCORE	SAVES
1967-68 (7)				

Les Binkley	11/4	@ CAL	1-0	31
Hank Bassen	11/15	VS. PHI	5-0	27
Les Binkley (2)	12/23	VS. MIN	4-0	23
Les Binkley (3)	12/27	VS. CAL	0-0	24
Les Binkley (4)	1/28	@ BOS	1-0	33
Les Binkley (5)	2/1	VS. STL	2-0	22
Les Binkley (6)	3/30	@ PHI*	2-0	23

* = Game Played In Quebec City

1968-69 (2)				
--------------------	--	--	--	--

Joe Daley	2/19	VS. BOS	3-0	41
Joe Daley (2)	3/23	VS. MIN	5-0	32

1969-70 (5)				
--------------------	--	--	--	--

Les Binkley (7)	11/12	@ TOR	3-0	31
Les Binkley (8)	12/10	@ LAK	2-0	29
Al Smith	2/26	VS. LAK	1-0	30
Al Smith (2)	3/8	@ NYR	0-0	33
Les Binkley (9)	3/25	VS. MIN	2-0	25

1970-71 (4)				
--------------------	--	--	--	--

Les Binkley (10)	10/17	VS. PHI	0-0	24
Al Smith (3)	12/8	VS. TOR	4-0	29
Les Binkley (11)	3/3	VS. MTL	4-0	33
Al Smith (4)	3/13	VS. MIN	0-0	20

1971-72 (1)				
--------------------	--	--	--	--

Jim Rutherford	2/17	@ BUF	2-0	23
----------------	------	-------	-----	----

1972-73 (5)				
--------------------	--	--	--	--

Denis Herron	10/17	@ NYI	5-0	24
Denis Herron (2)	10/24	@ VAN	4-0	23
Jim Rutherford (2)	1/20	VS. BOS	3-0	26
Jim Rutherford (3)	2/20	@ NYI	4-0	34
Jim Rutherford (4)	2/24	VS. CHI	2-0	32

1973-74 (1)				
--------------------	--	--	--	--

Andy Brown	3/24	VS. DET	8-0	23
------------	------	---------	-----	----

1974-75 (2)				
--------------------	--	--	--	--

Gary Inness	11/17	@ WSH	6-0	26
Gary Inness (2)	11/23	VS. LAK	0-0	30

1975-76 (2)				
--------------------	--	--	--	--

Michel Plasse	3/6	VS. MIN	5-0	18
Michel Plasse (2)	3/28	VS. DET	3-0	29

PLAYER	DATE	OPP.	SCORE	SAVES
1976-77 (6)				

Dunc Wilson	11/13	VS. PHI	1-0	25
Dunc Wilson (2)	11/21	VS. CHI	5-0	25
Dunc Wilson (3)	1/19	@ VAN	3-0	21
Dunc Wilson (4)	1/27	@ NYR	3-0	30
Dunc Wilson (5)	2/3	@ CLE	0-0	22
Denis Herron (3)	3/9	VS. COL	3-0	32

1977-78 (0)				
--------------------	--	--	--	--

1978-79 (2)				
--------------------	--	--	--	--

Greg Millen	12/13	VS. STL	3-0	33
Greg Millen (2)	1/16	VS. MIN	5-0	25

1979-80 (3)				
--------------------	--	--	--	--

Greg Millen (3)	12/19	@ CHI	0-0	29
Rob Holland	3/2	VS. NYI	0-0	24
Greg Millen (4)	3/30	VS. WSH	4-0	28

1980-81 (0)				
--------------------	--	--	--	--

1981-82 (1)				
--------------------	--	--	--	--

Gary Edwards	3/21	@ COL	6-0	28
--------------	------	-------	-----	----

1982-83 (1)				
--------------------	--	--	--	--

Denis Herron (4)	12/4	VS. PHI	0-0	34
------------------	------	---------	-----	----

1983-84 (2)				
--------------------	--	--	--	--

Denis Herron (5)	10/14	@ WSH	4-0	29
Roberto Romano	2/1	VS. MIN	4-0	34

1984-85 (2)				
--------------------	--	--	--	--

Roberto Romano (2)	12/28	VS. HFD	4-0	34
Denis Herron (6)	3/16	VS. NYR	5-0	26

1985-86 (2)				
--------------------	--	--	--	--

Roberto Romano (3)	12/2	@ NYR	6-0	40
Roberto Romano (4)	2/8	VS. NJ	4-0	27

1986-87 (1)				
--------------------	--	--	--	--

Meloche/Romano	1/23	@ VAN	6-0	30
----------------	------	-------	-----	----

(Romano replaced Meloche at 10:11)

1987-88 (2)				
--------------------	--	--	--	--

Frank Pietrangelo	2/4	VS. MIN	1-0	31
Steve Guenette	3/19	VS. PHI	7-0	38

PLAYER	DATE	OPP.	SCORE	SAVES
1988-89 (0)				
1989-90 (1)				
Wendell Young	11/14	VS. NYR	6-0	25
1990-91 (1)				
Tom Barrasso	12/28	VS. DET	5-0	27
1991-92 (1)				
Tom Barrasso (2)	12/5	@ SJS	8-0	39
1992-93 (5)				
Tom Barrasso (3)	11/3	VS. NYI	2-0	19
Tom Barrasso (4)	11/21	VS. NJD	2-0	29
Tom Barrasso (5)	12/23	@ PHI	4-0	20
Wregget/Barrasso	2/8	VS. BOS#	4-0	28
<i>(Barrasso replaced Wregget at 55:18, # = Game Played in Atlanta)</i>				
Tom Barrasso (6)	2/10	@ NYR	3-0	30
1993-94 (3)				
Ken Wregget	1/27	VS. QUE	3-0	38
Tom Barrasso (7)	2/13	@ PHI	3-0	22
Tom Barrasso (8)	4/11	@ OTT	4-0	32
1994-95 (0)				
1995-96 (5)				
Ken Wregget (2)	11/1	VS. TBL	10-0	27
Ken Wregget (3)	11/18	VS. WSH	3-0	32
Ken Wregget (4)	12/9	VS. HFD	6-0	35
Tom Barrasso (9)	1/17	@ BUF	1-0	31
Tom Barrasso (10)	2/16	@ WPG	1-0	32
1996-97 (5)				
Ken Wregget (5)	11/12	VS. BUF	3-0	25
Patrick Lalime	12/13	@ SJS	4-0	20
Ken Wregget (6)	12/19	@ STL	4-0	25
Patrick Lalime (2)	12/28	VS. BUF	2-0	21
Patrick Lalime (3)	1/15	@ HFD	3-0	31
1997-98 (7)				
Tom Barrasso (11)	10/14	@ NYR	1-0	36
Tom Barrasso (12)	11/15	@ TOR	5-0	20
Tom Barrasso (13)	11/20	@ OTT	2-0	27
Tom Barrasso (14)	12/1	@ MTL	1-0	25
Tom Barrasso (15)	12/10	@ ANA	3-0	28
Tom Barrasso (16)	1/20	VS. OTT	0-0	35
Tom Barrasso (17)	3/22	@ DAL	0-0	28

PLAYER	DATE	OPP.	SCORE	SAVES
1998-99 (9)				
Peter Skudra	10/26	@ TOR	2-0	27
J. S. Aubin	11/7	VS. BOS	0-0	18
Tom Barrasso (18)	11/14	VS. FLA	4-0	23
Tom Barrasso (19)	12/19	VS. WSH	3-0	24
Peter Skudra (2)	1/28	VS. TOR	6-0	21
Tom Barrasso (20)	2/5	VS. FLA	3-0	29
Peter Skudra (3)	3/13	VS. PHI	4-0	24
J. S. Aubin (2)	3/17	@ TBL	2-0	16
Tom Barrasso (21)	4/11	@ DET	3-0	20
1999-00 (4)				
Tom Barrasso (22)	11/26	VS. OTT	5-0	20
J. S. Aubin (3)	12/9	VS. WSH	3-0	24
Peter Skudra (4)	12/21	@ NYI	4-0	21
J. S. Aubin (4)	2/14	VS. VAN	3-0	37
2000-01 (3)				
Garth Snow	11/24	@ PHI	1-0	36
Garth Snow (2)	12/27	VS. TOR	5-0	40
Garth Snow (3)	1/21	@ CHI	4-0	24
2001-02 (6)				
Johan Hedberg	10/18	@ OTT	3-0	29
Johan Hedberg (2)	11/17	VS. NYR	1-0	26
Johan Hedberg (3)	11/27	VS. NJD	6-0	39
Johan Hedberg (4)	12/4	@ TOR	1-0	27
Johan Hedberg (5)	1/10	@ BUF	2-0	36
Johan Hedberg (6)	1/19	@ EDM	1-0	25
2002-03 (4)				
J. S. Aubin (5)	10/12	VS. NYR	6-0	30
Johan Hedberg (7)	12/21	VS. CGY	2-0	23
Sebastien Caron	1/15	@ CAR	2-0	26
Sebastien Caron (2)	1/21	@ BUF	0-0	34
2003-04 (3)				
Marc-Andre Fleury	10/30	@ CHI	1-0	20
Sebastien Caron (3)	12/29	VS. CHI	1-0	31
J. S. Aubin (6)	3/9	VS. DAL	4-0	45
2005-06 (2)				
Marc-Andre Fleury (2)	3/12	VS. PHI	2-0	22
Sebastien Caron (4)	3/31	@ NYI	4-0	29

PLAYER	DATE	OPP.	SCORE	SAVES
2006-07 (6)				
Marc-Andre Fleury (3)	10/5	VS. PHI	4-0	40
Marc-Andre Fleury (4)	1/2	VS. CAR	3-0	31
Marc-Andre Fleury (5)	1/30	VS. FLA	3-0	32
Marc-Andre Fleury (6)	2/3	VS. WSH	2-0	30
Jocelyn Thibault	3/14	@ NJD	3-0	25
Marc-Andre Fleury (7)	3/25	VS. BOS	5-0	29
2007-08 (8)				
Marc-Andre Fleury (8)	10/23	VS. NYR	1-0	36
Dany Sabourin	11/5	@ NJD	5-0	20
Marc-Andre Fleury (9)	11/24	VS. ATL	5-0	28
Ty Conklin	12/29	VS. BUF	2-0	26
Ty Conklin (2)	1/5	VS. FLA	3-0	35
Dany Sabourin (2)	1/19	@ MTL	2-0	31
Marc-Andre Fleury (10)	3/4	@ TBL	2-0	35
Marc-Andre Fleury (11)	3/25	@ NJD	2-0	31
2008-09 (4)				
Marc-Andre Fleury (12)	12/26	@ NJD	1-0	37
Marc-Andre Fleury (13)	1/18	VS. NYR	3-0	33

Marc-Andre Fleury (14)	2/25	VS. NYI	1-0	21
Marc-Andre Fleury (15)	3/25	VS. CGY	2-0	31

2009-10 (1)				
Marc-Andre Fleury (16)	3/18	@ BOS	3-0	17

2010-11 (5)				
Brent Johnson	10/30	@ CAR	3-0	33
Marc-Andre Fleury (17)	11/24	@ BUF	1-0	30
Marc-Andre Fleury (18)	1/25	VS. NYI	1-0	29
Johnson/Fleury	2/2	VS. NYI	3-0	23
<i>(Fleury replaced Johnson at 59:19)</i>				
Marc-Andre Fleury (19)	3/25	VS. NJD	1-0	25

TOTAL - 134 HOME - 76 ROAD - 58
 MOST ALL-TIME - Tom Barrasso (22)
 MOST ONE YEAR (Ind.) - Tom Barrasso (7) 1997-98
 MOST ONE YEAR (Team) - 9 in 1998-99

SHUTOUTS AGAINST

PLAYER	DATE	OPP.	SCORE	SAVES
1967-68 (5)				
Doug Favell	10/19	@ PHI	1-0	17
Gary Smith	12/27	VS. CAL	0-0	34
Bruce Gamble	1/13	@ TOR	7-0	33
Ed Giacomin	3/17	@ NYR	3-0	20
Cesare Maniago	3/23	@ MIN	3-0	31
1968-69 (8)				
Bernie Parent	10/17	@ PHI	3-0	20
Doug Favell (2)	11/9	VS. PHI	3-0	37
Gerry Desjardins	1/18	@ LAK	4-0	30
Bruce Gamble (2)	1/25	VS. TOR	2-0	30
Glen Hall	2/12	@ STL	2-0	19
Lorne Worsley	2/16	VS. MTL	4-0	36
Roy Edwards	2/20	@ DET	3-0	26
Ed Johnston	3/2	@ BOS	4-0	19
1969-70 (14)				
Gerry Cheevers	10/19	@ BOS	4-0	26
Gerry Desjardins (2)	10/22	@ LAK	2-0	25
Ernie Wakely	11/13	@ STL	4-0	25

PLAYER	DATE	OPP.	SCORE	SAVES
Jacques Plante	11/19	VS. STL	4-0	18
Bruce Gamble (3)	12/6	@ TOR	5-0	25
Bernie Parent (2)	12/21	@ PHI	4-0	28
Tony Esposito	12/27	VS. CHI	3-0	30
Ernie Wakely (2)	1/3	@ STL	6-0	26
Tony Esposito (2)	1/14	@ CHI	5-0	28
Bruce Gamble (4)	1/17	@ TOR	4-0	38
Terry Sawchuk	2/1	@ NYR	6-0	29
Gerry Cheevers (2)	2/14	VS. BOS	3-0	35
Ed Giacomin (2)	3/8	@ NYR	0-0	25
Ed Giacomin (3)	3/18	VS. NYR	2-0	30

1970-71 (7)				
Bernie Parent (3)	10/17	VS. PHI	0-0	30
Ernie Wakely (3)	11/19	VS. STL	1-0	20
Cesare Maniago (2)	12/12	VS. MIN	1-0	35
Tony Esposito (3)	2/7	@ CHI	1-0	28
Ed Giacomin (4)	2/20	VS. NYR	1-0	37
Ed Giacomin (5)	2/27	VS. NYR	4-0	26
Cesare Maniago (3)	3/13	VS. MIN	0-0	31

PLAYER	DATE	OPP.	SCORE	SAVES
1971-72 (6)				
Cesare Maniago (4)	10/28	@ MIN	2-0	35
Gary Smith (2)	1/8	VS. CHI	4-0	24
Ernie Wakely (3)	1/22	@ STL	1-0	25
Bruce Gamble (5)	1/30	@ PHI	4-0	33
Cesare Maniago (5)	2/20	@ MIN	2-0	40
Bernie Parent (4)	2/23	@ TOR	2-0	34

1972-73 (3)				
Roger Crozier	11/12	@ BUF	1-0	18
Low/Plante	12/29	VS. TOR	4-0	42
Ed Giacomin (6)	1/7	@ NYR	3-0	24

1973-74 (7)				
Bernie Parent (5)	10/27	VS. PHI	6-0	23
Dunc Wilson	11/3	@ TOR	6-0	33
Bernie Parent (6)	11/4	@ PHI	7-0	29
Ed Giacomin (7)	11/18	@ NYR	7-0	33
Doug Grant	12/15	VS. DET	2-0	36
Rogie Vachon	1/16	VS. LAK	2-0	34
Rogie Vachon (2)	1/26	VS. LAK	2-0	25

1974-75 (6)				
Rogie Vachon (3)	10/28	@ LAK	2-0	23
Rogie Vachon (4)	11/23	VS. LAK	0-0	32
Bernie Parent (7)	12/22	@ PHI	4-0	24
Bernie Parent (8)	3/13	@ PHI	6-0	22
Rogie Vachon (5)	3/22	@ LA	4-0	31
Ken Dryden	4/2	@ MTL	6-0	23

1975-76 (2)				
Rogie Vachon (6)	10/30	@ LAK	4-0	21
Gerry Desjardins (3)	1/11	@ BUF	6-0	28

1976-77 (7)				
Bernie Parent (9)	10/28	@ PHI	3-0	21
Gerry Cheevers (3)	11/24	VS. BOS	4-0	34
Wayne Thomas	1/11	VS. TOR	2-0	30
Gerry Edwards	2/3	@ CLE	0-0	22
Rogie Vachon (7)	3/2	VS. LAK	5-0	26
Wayne Stephenson	3/13	@ PHI	4-0	22
Gilles Gilbert	3/27	@ BOS	3-0	11

PLAYER	DATE	OPP.	SCORE	SAVES
1977-78 (2)				
Bernie Parent (10)	10/20	@ PHI	11-0	20
Dan Bouchard	1/18	@ ATL	1-0	25

1978-79 (4)				
Dan Bouchard (2)	11/3	@ ATL	2-0	25
Michel Larocque	2/22	@ MTL	12-0	25
Mario Lessard	3/7	VS. LAK	4-0	26
Mike Palmateer	3/11	@ TOR	4-0	39

1979-80 (6)				
Tony Esposito (4)	12/19	@ CHI	0-0	37
Pete Peeters	2/2	VS. PHI	4-0	30
Don Edwards	2/7	@ BUF	9-0	25
Michel Dion	2/24	@ QUE	2-0	33
Glenn Resch	3/2	VS. NYI	0-0	22
Bill McKenzie	3/28	@ COL	5-0	30

1980-81 (1)				
Pete Peeters (2)	1/21	VS. PHI	5-0	33

1981-82 (1)				
Pat Rigglin	1/16	@ CGY	4-0	29

1982-83 (3)				
Billy Smith	10/14	@ NYI	9-0	30
Pelle Lindberg	12/4	VS. PHI	0-0	24
Markus Mattson	1/12	VS. MIN	7-0	40

1983-84 (4)				
Al Jensen	10/25	VS. WSH	1-0	26
Mike Liut	12/31	@ STL	2-0	16
Tony Esposito (5)	1/15	@ CHI	2-0	35
Pat Rigglin (2)	3/24	@ WSH	6-0	18

1984-85 (2)				
Kelly Hrudey	2/2	VS. NYI	4-0	26
Bob Janecyk	3/5	@ LAK	6-0	21

1985-86 (1)				
Kelly Hrudey (2)	1/9	@ NYI	9-0	27

1986-87 (2)				
Darren Elliot	12/17	@ LAK	3-0	26
Glen Hanlon	1/18	VS. DET	1-0	36

PLAYER	DATE	OPP.	SCORE	SAVES
1987-88 (3)				
Allan Bester	10/29	VS. TOR	8-0	26
Kirk McLean	2/17	@ VAN	5-0	27
Sean Burke	3/29	@ NJD	4-0	25
1988-89 (1)				
Pete Peeters (3)	1/2	@ WSH	8-0	14
1989-90 (0)				
1990-91 (0)				
1991-92 (3)				
Don Beaupre	10/29	VS. WSH	8-0	26
Craig Billington	1/2	@ NJD	4-0	16
Bob Essensa	1/28	VS. WPG	4-0	38
1992-93 (2)				
Tim Cheveldae	11/13	@ DET	8-0	26
John Blue	1/14	@ BOS	7-0	21
1993-94 (0)				
1994-95 (1)				
John Vanbiesbrouck	3/26	@ FLA	2-0	24
1995-96 (2)				
Jocelyn Thibault	12/23	@ MTL	1-0	29
Chris Osgood	2/3	@ DET	3-0	23
1996-97 (1)				
Mike Richter	3/24	@ NYR	3-0	34
1997-98 (6)				
Andy Moog	10/8	VS. MTL	3-0	26
Martin Brodeur	12/4	VS. NJ	4-0	28
Andy Moog (2)	12/27	VS. MTL	1-0	19
Damien Rhodes	1/20	VS. OTT	0-0	23
Dominik Hasek	3/15	@ BUF	3-0	22
Ed Belfour	3/22	@ DAL	0-0	20
1998-99 (3)				
Darren Puppa	10/21	@ TBL	5-0	28
Byron Dafoe	1/7	VS. BOS	0-0	26
Jamie Storr	12/22	VS. LAK	3-0	25

PLAYER	DATE	OPP.	SCORE	SAVES
1999-00 (2)				
Jeff Hackett	3/8	VS. MTL	3-0	24
Patrick Lalime	3/9	@ OTT	7-0	16
2000-01 (1)				
Martin Brodeur (2)	10/28	VS. NJD	9-0	21
2001-02 (10)				
Curtis Joseph	10/27	@ TOR	4-0	23
Brian Boucher	10/31	@ PHI	3-0	27
Roberto Luongo	11/7	@ FLA	2-0	17
Tomas Vokoun	11/23	@ NAS	5-0	27
Evgeni Nabokov	11/29	@ SJS	5-0	38
Tom Barrasso	12/16	VS. CAR	7-0	11
Martin Brodeur (3)	12/26	@ NJD	4-0	20
Jocelyn Thibault (2)	1/6	@ CHI	2-0	22
Jose Theodore	2/7	@ MTL	1-0	30
Jose Theodore (2)	4/1	VS. MTL	3-0	28
2002-03 (10)				
Ed Belfour (2)	10/10	VS TOR	6-0	33
J. S. Giguere	12/15	@ ANA	5-0	19
Roberto Luongo (2)	1/18	@ FLA	3-0	35
Martin Biron	1/21	@ BUF	0-0	23
Roberto Luongo (3)	2/6	VS FLA	6-0	28
Patrick Lalime (2)	2/12	VS. OTT	3-0	20
Mike Dunham	2/14	@ NYR	1-0	26
Tomas Vokoun (2)	2/27	@ NAS	6-0	22
Kevin Weekes	3/6	VS CAR	4-0	21
Roman Cechmanek	3/29	@ PHI	3-0	20
2003-04 (7)				
Cristobal Huet	10/10	VS. LAK	3-0	11
Nikolai Khabibulin	11/8	@ TBL	9-0	15
Corey Schwab	12/27	VS. NJ	2-0	21
Mikael Tellqvist	1/5	VS. TOR	5-0	25
Jose Theodore (3)	1/10	VS. MTL	8-0	25
Scott Clemmensen	1/20	VS. NJD	3-0	25
Roberto Luongo (4)	2/20	VS. FLA	2-0	34
2005-06 (5)				
Mike Dunham (2)	11/9	@ ATL	5-0	26
Manny Fernandez	12/8	VS. MIN	5-0	22
Curtis Sanford	12/13	@ STL	3-0	21
Mikael Tellqvist (2)	3/19	VS. TOR	1-0	21
Sean Burke (2)	4/8	@ TBL	1-0	25

PLAYER	DATE	OPP.	SCORE	SAVES
2006-07 (3)				
Dominik Hasek (2)	10/7	VS. DET	2-0	13
Martin Brodeur (4)	12/26	@ NJD	3-0	26
Martin Brodeur (5)	2/27	VS. NJD	1-0	31
2007-08 (3)				
Henrik Lundqvist	12/18	@ NYR	4-0	18
John Holmqvist	1/18	VS. TBL	3-0	27
Martin Biron (2)	4/6	@ PHI	2-0	20
2008-09 (3)				
Mike Smith	12/23	VS. TBL	2-0	15
Henrik Lundqvist (2)	1/5	@ NYR	4-0	27
Ty Conklin	2/8	VS. DET	3-0	25
2009-10 (7)				
Ilya Bryzgalov	10/7	VS. PHO	3-0	24
Evgeni Nabokov (2)	11/7	@ SJS	5-0	27
Tim Thomas	11/10	@ BOS	3-0	27
Martin Brodeur (6)	12/21	VS. NJD	4-0	35
Martin Brodeur (7)	12/30	@ NJD	2-0	32
Mike Smith (2)	3/31	VS. TBL	2-0	27
Johan Hedberg	4/10	@ ATL	1-0	33
2010-11 (7)				
Jaroslav Halak	10/23	@ STL	1-0	31
Jose Theodore (4)	1/8	VS. MIN	4-0	26
Martin Brodeur (8)	1/20	@ NJD	2-0	23
Michal Neuvirth	2/6	@ WSH	3-0	22
Michal Neuvirth (2)	2/21	VS. WSH	1-0	39
Carey Price	3/12	VS. MTL	3-0	26
Martin Brodeur (9)	3/25	VS. NJ	1-0 (L)	29

TOTAL - 171
AT PITTSBURGH - 70
ON THE ROAD - 101

MOST SHUTOUTS AGAINST - Bernie Parent (10)
 MOST ONE YEAR (Ind.) - Rogie Vachon (3) 1974-75
 MOST ALL TIME (Team) - Philadelphia (18)
 MOST ONE YEAR (Team) - NYR, STL & LAK (3)
 1969-70, 1969-70 & 1974-75

FASTEST GOALS

TEAMS

FASTEST TWO GOALS

BOTH TEAMS	0:04	Wayne Bianchin (Pittsburgh) & Guy Chouinard (Atlanta), March 15, 1977 at Atlanta in a 7-3 Flames win. (NHL Record)
PENGUINS	0:06	Paul Coffey & Troy Loney, Feb. 22, 1990 vs. NY Islanders in a 4-3 Pittsburgh win.
	0:06	Mark Recchi and John Cullen, Feb. 16, 1990 at Winnipeg in a 3-3 tie.
OPPONENTS	0:06	Rick Tocchet & Jeremy Roenick (Phoenix), Jan. 13, 1999 at Phoenix in a 5-3 Coyotes win.
	0:06	Sylvain Turgeon (2) (Hartford), March 28, 1987 at Hartford in a 5-4 Whalers win.
	0:06	Guy Lafleur and Steve Shutt (Montreal), April 2, 1975 at Montreal in a 6-0 Canadiens win.

FASTEST THREE GOALS

BOTH TEAMS	0:30	Mario Lemieux (2) & Al Iafrate (Toronto), Oct. 17, 1989 vs. Toronto in a 7-5 Pittsburgh win.
PENGUINS	0:27	Al McDonough, Ken Schinkel & Ron Schock, Nov. 22, 1972 vs. St. Louis in a 10-4 Pittsburgh win.
OPPONENTS	0:21	Michal Pivonka & Steve Leach (2), Nov. 25, 1990 at Washington in a 7-3 Capitals win.

FASTEST FOUR GOALS

BOTH TEAMS	1:17	Pierre Larouche (Pittsburgh), Guy Lafleur (2) & Pete Mahovlich (Montreal), Jan. 26, 1975 at Montreal in a 7-2 Canadiens win.
PENGUINS	1:39	Alexei Kovalev (2), Jaromir Jagr & Stu Barnes, Dec. 12, 1998 at St. Louis in a 4-3 Pittsburgh win.
OPPONENTS	1:22	Bobby Clarke, Ilkka Sinisalo, Reggie Leach & Ken Linseman (Philadelphia), Oct. 11, 1981 at Philadelphia in an 8-2 Flyers win.

FASTEST FIVE GOALS

BOTH TEAMS	3:34	Paul Reinhart, Jyrki Lumme, Greg Adams (Vancouver), Bob Errey & Tony Tanti (Pittsburgh), Mar. 11, 1990 at Vancouver in a 5-3 Canucks win.
PENGUINS	2:07	Bryan Hextall, Jean Pronovost, Al McDonough, Ken Schinkel & Ron Schock, Nov. 22, 1972 vs. St. Louis in a 10-4 Penguins win.
OPPONENTS	2:37	Duane Sutter (2), Bryan Trottier (2) & John Tonelli (NY Islanders), Jan. 26, 1982 at New York in a 9-2 Islanders win.

FASTEST GOAL, START OF GAME

PENGUINS	0:06	Jean Pronovost, Mar. 25, 1976 at St. Louis in a 5-2 Blues win.
OPPONENTS	0:09	Ross Lonsberry (Philadelphia), Oct. 20, 1977 at Philadelphia in an 11-0 Flyers win.

FASTEST GOAL, START OF SECOND PERIOD

PENGUINS	0:07	Lowell MacDonald, Feb. 10, 1973 at Boston in a 6-3 Bruins win.
OPPONENTS	0:07	Stan Gilbertson (Washington), Nov. 12, 1975 at Washington in a 6-6 tie.
	0:07	Joey Johnston (California), Oct. 20, 1973 at Pittsburgh in a 5-3 Penguins win.

FASTEST GOAL, START OF THIRD PERIOD

PENGUINS	0:11	Martin Straka, Oct. 18, 2003 vs. Detroit in a 4-3 Penguins win.
OPPONENTS	0:13	Janne Ojanen (New Jersey), Oct. 24, 1992 at New Jersey in a 4-3 Penguins win.

FASTEST GOAL, OVERTIME

PENGUINS	0:13	Kevin Stevens, Mar. 21, 1991 vs. NY Rangers in a 5-4 win.
OPPONENTS	0:08	Tony Amonte (NY Rangers), Feb. 21, 1994 at New York in a 4-3 Rangers win.

EARLIEST WINNING GOAL

PENGUINS	0:32	Martin Straka, Mar. 13, 1999 vs. Philadelphia in a 4-0 Pittsburgh win.
OPPONENTS	0:09	Ross Lonsberry (Philadelphia), Oct. 9, 1983 at Philadelphia in an 11-0 Flyers win.

FASTEST TWO GOALS FROM START OF GAME

PENGUINS	0:29	George Ferguson & Greg Malone, Dec. 6, 1980 vs. Chicago in a 6-4 Penguins win.
OPPONENTS	0:40	Tim Kerr & Bill Barber (Philadelphia), Oct. 9, 1983 at Philadelphia in a 7-1 Flyers win.

INDIVIDUALS

FASTEST TWO GOALS

PENGUINS	0:07	Martin Straka, Feb. 11, 2000 vs. Edmonton (Tommy Salo) in a 2-2 tie.
	0:07	Wally Boyer, Mar. 5, 1970 at Detroit (Roy Edwards) in a 5-3 Red Wings win.
OPPONENTS	0:06	Sylvain Turgeon (Hartford), Mar. 28, 1987 at Hartford (Pat Riggin) in a 5-4 Whalers win.

FASTEST TWO ASSISTS

PENGUINS	0:07	Ron Schock, Mar. 5, 1970 at Detroit on two goals by Wally Boyer in a 5-3 Red Wings win.
OPPONENTS	0:06	Pete Mahovich (Montreal), April 2, 1975 at Montreal on goals by Guy Lafleur and Steve Shutt in a 6-0 Canadiens win.

FASTEST THREE GOALS

PENGUINS	4:10	Nils Ekman, Nov. 8, 2006 vs. Tampa Bay (Johan Holmqvist) in a 4-3 Penguins loss.
OPPONENTS	1:18	Derek King (NY Islanders), Oct. 15, 1991 at New York (Tom Barrasso) in a 7-6 Penguins overtime victory.

FASTEST FOUR GOALS

PENGUINS	14:54	Mario Lemieux, Jan. 26, 1997 at Montreal (Jocelyn Thibault) in a 5-2 Penguins win.
OPPONENTS	34:40	Stan Gilbertson (Washington), April 6, 1975 at Washington (Bob Johnson) in an 8-4 Capitals win.

DRAFT PICKS ALL-TIME

1967 EXPANSION DRAFT

Joe Daley	G	Detroit
Roy Edwards	G	Chicago
Earl Ingarfield	C	NY Rangers
Al MacNeil	D	NY Rangers
Larry Jeffrey	LW	Toronto
(Traded to NY Rangers for George Konik, Paul Andrea, Dunc McCallum and Frank Francis)		
Ab McDonald	LW	Detroit
Leo Boivin	D	Detroit
Noel Price	D	Montreal
Keith McCreary	LW	Montreal
Ken Schinkel	RW	NY Rangers
Bob Dillabough	C	Boston
Art Stratton	C	Chicago
Val Fonteyne	LW	Detroit
Jeannot Gilbert	C	Boston
Tom McCarthy	LW	Montreal
Bill Dea	LW	Chicago
Bob Rivard	LW	Montreal
Mel Pearson	LW	Chicago
Andy Bathgate	RW	Detroit
Les Hunt	D	NY Rangers

1967

1/2	Steve Rexe	G	Belleville
2/11	Bob Smith	C	Sault Ste. Marie

1968

1/4	Garry Swain	C	Niagara Falls
2/14	Ron Snell	RW	Regina
3/21	Dave Simpson	D	Port Arthur Marrs

1969

1/4	Traded to Boston for Jean Pronovost and John Arbour		
2/15	Rick Kessell	C	Oshawa
3/26	Michel Briere	C	Shawinigan
4/38	Yvon Labre	D	Toronto
5/50	Rusty Patenaude	RW	Calgary
6/62	Paul Hoganson	G	Toronto
7/73	Traded to St. Louis for cash		
8/79	Traded to Montreal for cash		

1970 INTRA-LEAGUE DRAFT

1/7	Lowell MacDonald	RW	Springfield
-----	------------------	----	-------------

1970

1/7	Greg Polis	LW	Estevan
2/21	John Stewart	LW	Flin Flon
3/35	Larry Bignell	D	Edmonton
4/49	Connie Forey	LW	Ottawa
5/63	Steve Cardwell	LW	Oshawa
6/77	Bob Fitchner	C	Brandon
7/90	Jim Pearson	D	St. Catharines
8/102	Cam Newton	G	Kitchener
9/110	Ron Lemieux	D	Dauphin

1971

1/4	Traded to St. Louis with Lou Angotti for Ron Schock, Craig Cameron and 1972 second-round choice		
2/18	Brian McKenzie	LW	St. Catharines
3/32	Joe Norris	D	Toronto
4/46	Gerry Methe	LW	Oshawa
5/60	Dave Murphy	G	North Dakota
6/74	Ian Williams	RW	Notre Dame
7/88	Doug Elliott	D	Harvard
8/102	Traded to Vancouver for 1972 NHL Expansion Draft protection		

1972

1/4	Traded to Minnesota for Bob Woytowich		
2/24	Jack Lynch	D	Oshawa
2/30	Bernie Lukowich	RW	New Westminster
(Choice acquired from St. Louis with Ron Schock and Craig Cameron for Lou Angotti and 1971 first-round choice)			
3/40	Denis Herron	G	Trois Rivières
4/56	Ron Lalonde	C	Peterborough
5/72	Brian Walker	C	Calgary
6/88	Jeff Ablett	LW	Medicine Hat
7/104	D'Arcy Keating	D	Notre Dame
8/120	Yves Bergeron	RW	Shawinigan
9/136	Jay Babcock	LW	London
9/149	Don Atchison	G	Saskatoon

1973

1/7	Blaine Stoughton	RW	Flin Flon
2/23	Wayne Bianchin	LW	Flin Flon
2/27	Colin Campbell	D	Peterborough
(Choice acquired from Detroit with 1974 second-round pick for Roy Edwards)			
3/39	Traded to Detroit for Andy Brown and cash		
4/55	Dennis Owchar	D	Toronto
5/71	Guido Tenesi	D	Oshawa

6/87	Don Seiling	LW	Oshawa		(Choice acquired from Washington for Bob Paradise)
7/103	Terry Ewasiuk	LW	Victoria	2/29	Peter Marsh RW Sherbrooke
8/119	Fred Comrie	C	Edmonton	3/47	Morris Lukowich LW Medicine Hat
9/134	Gord Lane	D	New Westminster	4/65	Greg Redquest G Oshawa
10/150	Randy Aimoe	D	Medicine Hat	5/83	Brendan Lowe D Sherbrooke
11/164	Don McLeod	C	Saskatoon	6/101	Vic Sirko D Oshawa

1974

1/8	Pierre Larouche	C	Sorel
2/26	Traded to St. Louis with Bryan Watson and Greg Polis for Bob Kelly, Steve Durbano and Ab DeMarco		
2/27	Jacques Cossette	RW	Sorel
	(Choice acquired from Detroit for Roy Edwards)		
3/44	Traded to Detroit with Hank Nowak for Nelson DeBenedet		
4/62	Mario Faubert	D	St. Louis Univ.
5/80	Bruce Abehart	G	London
6/98	William Schneider	LW	U. of Minnesota
7/116	Robbie Laird	LW	Regina
8/133	Larry Finck	D	St. Catharines
9/150	Jim Chicoyne	D	Brandon
10/166	Rick Uhrich	RW	Regina
11/181	Serge Gamelin	RW	Sorel
12/195	Richard Perron	D	Quebec
13/206	Richard Hindmarch	RW	Calgary Univ.
14/216	William Davis	D	Colgate Univ.
15/223	J.D. Mathers	D	Northeastern

1975

1/13	Gordon Laxton	G	New Westminster
2/31	Russ Anderson	D	U. of Minnesota
3/49	Paul Baxter	D	Winnipeg
4/67	Stu Younger	LW	Michigan Tech
5/85	Kim Clackson	D	Victoria
6/103	Pete Morris	LW	Victoria
7/121	Mike Will	C	Edmonton
8/139	Tapio Levo	D	Assat Pori
9/155	Byron Shutt	LW	Bowling Green
10/170	Frank Salive	G	Peterborough
11/185	John Glynne	D	Vermont Univ.
12/196	Lex Hudson	D	Denver Univ.
13/202	Dan Tsubouchi	RW	St. Louis Univ.
14/206	Bronislav Stankovsky	LW	Fargo-Moorehead
15/217	Kelly Secord	RW	New Westminster

1976

1/2	Blair Chapman	RW	Saskatoon
	(Choice acquired from Kansas City with Simon Nolet and Ed Gilbert for Steve Durbano, Chuck Arnason and 1976 first-round pick)		
1/11	Traded to Kansas City with Steve Durbano and Chuck Arnason for Simon Nolet, Ed Gilbert and 1976 first-round pick.		
2/19	Greg Malone	C	Oshawa

1977

1/12	Traded to Toronto with Blaine Stoughton for Rick Kehoe		
2/30	Jim Hamilton	RW	London
3/48	Kim Davis	C	Flin Flon
4/66	Mark Johnson	C	U. of Wisconsin
5/84	Traded to Los Angeles for Mike Corrigan		
6/102	Greg Millen	G	Peterborough
8/135	Traded to Philadelphia with Gary Inness, 1977 ninth-round pick, 1977 10th-round pick, 1977 11th-round pick and 1977 12th-round pick for Bobby Taylor and Ed Van Impe		
9/150	Traded to Philadelphia (see above)		
10/158	Traded to Philadelphia (see above)		
11/165	Traded to Philadelphia (see above)		
12/172	Traded to Philadelphia (see above)		

1978

1/6	Traded to Philadelphia with a 1978 eighth-round draft choice for Orest Kindrachuk, Ross Lonsberry & Tom Bladon		
2/25	Mike Meeker	RW	Peterborough
3/42	Traded to Montreal for Don Awrey		
4/59	Traded to NY Rangers for Dunc Wilson		
4/61	Shane Pearsall	LW	Ottawa
	(Choice acquired from Los Angeles with Dave Schultz and Gene Carr for Syl Apps and Hartland Monohan)		
5/75	Rob Garner	C	Toronto
6/92	Traded to Toronto with Dave Burrows for Randy Carlyle and George Ferguson		
7/109	Traded to St. Louis for cash		
8/126	Traded to Philadelphia with a 1978 first-round pick for Orest Kindrachuk, Ross Lonsberry and Tom Bladon		
9/143	Traded to St. Louis for cash		
10/160	Traded to St. Louis for cash		
11/175	Traded to St. Louis for cash		
12/191	Traded to St. Louis for cash		
13/205	Traded to St. Louis for cash		
14/216	Traded to St. Louis for cash		

1979

1/10	Traded to Washington for Hartland Monahan		
2/31	Paul Marshall	LW	Brantford
3/52	Bennett Wolf	D	Kitchener
4/73	Brian Cross	D	Brantford
5/94	Nick Ricci	G	Niagara Falls
6/115	Marc Chorney	D	North Dakota

1980

1/9	Mike Bullard	C	Brantford
2/30	Traded to Chicago for Dale Tallon		
3/51	Randy Boyd	D	Ottawa
4/72	Tony Feltrin	D	Victoria
5/93	Doug Shedden	C	Sault Ste. Marie
6/114	Pat Graham	LW	Niagra Falls
7/135	Traded to Winnipeg for future considerations		
8/156	Robert Geale	C	Portland
9/177	Brian Lundberg	D	U. of Michigan
10/198	Steve McKenzie	D	St. Albert

1981

1/7	Traded to Montreal for Rod Schutt		
2/28	Steve Gatzos	RW	Sault Ste. Marie
3/49	Tom Thornbury	D	Niagara Falls
4/70	Norm Schmidt	D	Oshawa
5/91	Traded to Washington for Gary Rissling		
6/109	Paul Edwards	D	Oshawa
	(Choice acquired from Hartford for Gilles Lupien)		
6/112	Rod Buskas	D	Medicine Hat
7/133	Geoff Wilson	RW	Winnipeg
8/154	Mitch Lamoureux	C	Oshawa
9/175	Dean DeFazio	LW	Brantford
10/196	Dave Hannan	C	Brantford

1982

1/10	Rich Sutter	RW	Lethbridge
2/31	Traded to Montreal with Denis Herron for Pat Hughes and Rob Holland		
2/38	Tim Hrynewich	LW	Sudbury
	(Choice acquired from Minnesota for Mark Johnson)		
3/52	Troy Loney	LW	Lethbridge
4/73	Traded to Toronto for Paul Harrison		
5/94	Grant Sasser	C	Portland
6/115	Traded to Toronto with a 1983 fifth-round choice for Greg Hotham		
7/136	Grant Couture	D	Lethbridge
8/157	Peter Derksen	LW	Portland
9/178	Greg Gravel	C	Windsor
10/199	Stu Wenaas	D	Winnipeg
11/220	Chris McCauley	RW	London
12/241	Stan Bautch	G	Hibbing HS (MN)

1983

1/1	Traded to Minnesota with George Ferguson for Ron Meighan and Anders Hakansson and 1983 first-round pick		
1/15	Bob Errey	LW	Peterborough
	(Choice acquired from Minnesota with Ron Meighan and Anders Hakansson)		
2/22	Todd Charlesworth	D	Oshawa

3/43	Traded to Montreal for Gilles Lupien		
3/58	Mike Rowe	D	Toronto
	(Choice acquired from Montreal for Gilles Lupien)		
4/64	Frank Pietrangelo	G	U. of Minnesota
5/83	Traded to Toronto for Greg Hotham		
6/104	Pat Emond	C	Hull
7/127	Paul Ames	D	Billerica HS (MA)
8/143	Traded to Hartford with Russ Anderson for Rick MacLeish		
9/169	Marty Ketola	RW	Cloquet HS (MN)
10/190	Alec Haidy	RW	Sault Ste. Marie
11/211	Garth Hildebrand	LW	Calgary
12/232	Dave Goertz	D	Regina

1984

1/1	Mario Lemieux	C	Laval
1/9	Doug Bodger	D	Kamloops
	(Choice acquired with Moe Mantha from Winnipeg for Randy Carlyle)		
1/16	Roger Belanger	RW	Kingston
	(Choice acquired with Andy Brickley, Mark Taylor, Ron Flockhart and a 1984 third-round choice from Philadelphia for Rich Sutter, 1984 second-round choice and 1984 third-round choice)		
2/22	Traded with Rich Sutter and a 1984 third-round choice for Andy Brickley, Mark Taylor, Ron Flockhart and a 1984 first-round pick		
3/43	Traded with Rich Sutter and a 1984 second-round choice for Andy Brickley, Mark Taylor, Ron Flockhart and a 1984 first-round pick		
3/58	Traded to Vancouver for Keith McCarthy		
4/64	Mark Teevens	RW	Peterborough
5/85	Arto Javanainen	RW	Finland Nat.
6/106	Traded to Edmonton with Kevin McClelland for Tom Roulston		
7/127	Tom Ryan	D	N. Newton HS
8/148	Traded to St. Louis for Gary Edwards		
9/169	John Del Col	LW	Toronto
10/189	Steve Hurt	RW	Hill-Murray HS
11/210	Jim Steen	C	Moorhead HS
12/250	Mark Ziliotto	LW	Streetsville Jr. B

1985

1/2	Craig Simpson	C	Michigan St.
2/23	Lee Giffin	RW	Oshawa
3/44	Traded to Montreal for Denis Herron		
3/58	Bruce Racine	G	Northeastern
	(Choice acquired from Hartford for Greg Malone)		
4/65	Traded to Boston for Randy Hillier		
5/86	Steve Gotaas	C	Prince Albert
6/107	Kevin Clemens	LW	Regina
6/114	Stu Marston	D	Longueuil
	(Choice acquired from Los Angeles for Marc Chorney)		
7/128	Steve Titus	G	Cornwall

8/149	Paul Stanton	D	Catholic Memorial
9/170	Jim Paek	D	Oshawa
10/191	Steve Shaunessy	D	Reading HS (MA)
11/212	Doug Greschuck	D	St. Albert
12/233	Greg Choules	LW	Chicoutimi

1986

1/4	Zarley Zalapski	D	Canadian Nat.
2/25	Dave Capuano	C	Mount St. Charles
3/46	Brad Aitken	LW	Sault Ste. Marie
4/67	Rob Brown	C	Kamloops
5/88	Sandy Smith	C	Brainerd HS (MN)
6/109	Jeff Daniels	LW	Oshawa
7/130	Doug Hobson	D	Prince Albert
8/151	Steve Rohlik	LW	Hill-Murray HS
9/172	Dave McLlwain	C	North Bay
10/193	Kelly Cain	C	London
11/214	Stan Drulia	RW	Belleville
12/235	Rob Wilson	D	Sudbury

1987

1/5	Chris Joseph	D	Seattle
2/26	Rick Tabaracci	G	Cornwall
3/47	Jamie Leach	RW	Hamilton
4/68	Risto Kurkinen	LW	JyP HT
5/89	Jeff Waver	D	Hamilton
6/110	Shawn McEachern	C	Matignon HS (MA)
7/131	Jim Bodden	C	Chatham Jr. B
8/152	Jiri Kucera	RW	Jihlava
9/173	Jack MacDougall	RW	New Prep (MA)
10/194	Daryn McBride	C	Denver Univ.
11/215	Mark Carlson	LW	Philadelphia Jrs.
12/236	Ake Lilljebjorn	G	Brynas

1988

1/4	Darrin Shannon	LW	Windsor
2/25	Mark Major	LW	North Bay
3/46	Traded to Montreal for Perry Ganchar		
3/62	Daniel Gauthier	LW	Victoriaville
	(Choice acquired from Montreal with Perry Ganchar and a 1988 third-round draft choice)		
4/67	Mark Recchi	RW	Kamloops
5/88	Greg Andrusak	D	Minnesota-Duluth
6/109	Traded to Los Angeles with Chris Kontos for Bryan Erickson		
7/130	Troy Mick	LW	Portland
8/151	Jeff Blaeser	LW	St. John's Prep
9/172	Rob Gaudreau	RW	Bishop Hendricken HS
10/193	Don Pancoe	D	Hamilton
11/214	Cory Laylin	LW	St. Cloud Appollo
12/235	Darren Stolk	D	Lethbridge

1989

1/16	Jamie Heward	D	Regina
2/37	Paul Laus	D	Niagara Falls
3/58	John Brill	RW	Grand Rapids
4/79	Todd Nelson	D	Prince Albert
5/100	Tom Nevers	C	Edina HS (MN)
6/121	Mike Markovich	D	U. of Denver
6/126	Mike Needham	RW	Kamloops
	(Choice acquired from Calgary for Steve Guenette)		
7/142	Pat Schafhauser	D	Hill-Murray(MN)
8/163	Dave Shute	C	Victoria
9/184	Andrew Wolf	D	Victoria
10/205	Greg Hagen	RW	Hill-Murray (MN)
11/235	Scott Farrell	D	Spokane
12/247	Jason Smart	C	Saskatoon

1990

1/5	Jaromir Jagr	RW	Kladno
2/26	Traded to Calgary for Joe Mullen		
3/47	Traded to Philadelphia for Wendell Young and 1990 seventh-round choice		
3/61	Joe Dziedzic	LW	Edison HS (MN)
	(Choice acquired from Buffalo in Tom Barrasso trade)		
4/68	Chris Tamer	D	U. of Michigan
5/89	Brian Farrell	C	Avon Old Farms
6/107	Ian Moran	D	Belmont Hill (MA)
	(Choice acquired from Vancouver in Rod Buskas trade)		
6/110	Denis Casey	G	Colorado Col.
7/130	Mika Valila	C	Tappara
	(Choice acquired from Philadelphia in Wendell Young trade)		
7/131	Ken Plaquin	D	Michigan Tech
7/145	Pat Neaton	D	U. of Michigan
	(Choice acquired from Buffalo in Wayne Van Dorp trade)		
8/152	Petteri Koskimaki	C	Boston Univ.
9/173	Ladislav Karabin	LW	Bratislava
10/194	Timothy Fingerhut	LW	Canterbury Prep
11/215	Michael Thompson	RW	Michigan St.
12/236	Brian Bruininks	D	Colorado Col.

1991

1/16	Markus Naslund	LW	MoDo
2/38	Rusty Fitzgerald	C	Duluth-East (MN)
3/60	Shane Peacock	D	Lethbridge
4/82	Joe Tamminen	C	Virginia HS (MN)
5/104	Robert Melanson	D	Hull
6/126	Brian Clifford	C	Nichols Acad.
7/148	Ed Patterson	RW	Kamloops
8/170	Peter McLaughlin	LW	Belmont Hill Prep
9/192	Jeff Lembke	G	Omaha
10/214	Chris Tok	D	Greenway (MN)

11/236	Paul Dyck	D	Moose Jaw
12/258	Pasi Huura	D	Ilves

1992

1/19	Martin Straka	C	Skoda Plzen
2/43	Marc Hussey	D	Moose Jaw
3/67	Travis Thiessen	D	Moose Jaw
4/91	Todd Klassen	D	Tri-Cities
5/115	Philippe DeRouville	G	College Francais
6/139	Artem Kopot	D	Traktor Chelyabinsk
7/163	Jan Alinc	C	Litvinov
8/187	Fran Bussey	C	Duluth-East (MN)
9/211	Brian Bonin	C	White Bear Lake
10/235	Brian Callahan	LW	Belmont Hill (MA)
11/259	Traded to St. Louis for Gordie Roberts		

1993

1/26	Stefan Bergkvist	D	Leksands
2/52	Domenic Pittis	C	Lethbridge
3/62	Dave Roche	LW	Peterborough
	(Choice acquired in Mark Recchi trade)		
3/78	Traded to Tampa Bay for Peter Taglianetti		
4/104	Jonas Junkka	D	Kiruna
5/130	Chris Kelleher	D	St. Sebastian's HS
6/156	Patrick Lalime	G	Shawinigan
7/182	Sean Selmser	LW	Red Deer
8/208	Larry McMorran	C	Seattle
9/234	Tim Harberts	C	Wayzata HS
10/260	Leonid Toropchenko	C	Springfield
11/286	Hans Jonsson	D	MoDo

1994

1/24	Chris Wells	C	Seattle
2/50	Richard Park	C	Belleville
3/57	Sven Butenschon	D	Brandon
	(Acquired from Hartford for Frank Pietrangelo)		
3/73	Greg Crozier	LW	Lawrence Acad.
	(Acquired from Boston for Paul Stanton)		
3/76	Alexei Krivchenkov	D	CSKA Moscow
4/102	Thomas O'Connor	D	Springfield
5/128	Clint Johnson	LW	Duluth-East (MN)
6/154	Valentin Morozov	C	CSKA Moscow
7/161	Serge Aubin	C	Granby
	(Acquired from Hartford for Frank Pietrangelo)		
7/180	Drew Palmer	D	Seattle
8/206	Boris Zelenko	LW	CSKA
9/232	Jason Godbout	D	Hill-Murray (MN)
10/258	Mikhail Kazakevich	C	Yaroslavl
11/284	Brian Leitza	G	Sioux City

1995

1/24	Aleksey Morozov	RW	Krylja Sovetov
2/50	Traded to Los Angeles with Rick Tocchet for Luc Robitaille		
3/76	Jean-Sebastian Aubin	G	Sherbrooke
4/102	Oleg Belov	C	CSKA
5/128	Jan Hrdina	C	Seattle
6/154	Alexei Kolkunov	C	Krylja Sovetov
7/180	Derrick Pyke	RW	Halifax
8/206	Sergei Voronov	D	Dynamo Moscow
9/232	Frank Ivankovic	G	Oshawa

1996

1/23	Craig Hillier	G	Ottawa 67s
2/28	Pavel Skrbek	D	Kladno
	(Acquired from New Jersey for 41st & 49th picks)		
2/41	Traded to New Jersey for 28th pick		
2/49	Traded to New Jersey for 28th pick		
3/72	Boyd Kane	LW	Regina
	(Acquired from Boston with Glen Murray and Shawn McEachern for Bryan Smolinski and Kevin Stevens)		
3/77	Boris Protsenko	RW	Calgary
4/105	Michal Rozsival	D	Jihlava
5/132	Traded to San Jose for Kevin Miller		
6/150	Peter Bergman	C	Kamloops
6/159	Traded to St. Louis for J.J. Daigneault		
7/170	Traded to Edmonton for Tyler Wright		
7/186	Eric Meloche	RW	Cornwall
8/212	Traded to Ottawa for Dave McLlwain		
9/238	Timo Seikkula	C	Junkkarit

1997

1/17	Robert Dome	RW	Las Vegas (IHL)
2/44	Brian Gaffaney	C	North Iowa
3/71	Josef Melichar	D	Budejovice
4/97	Alexandre Mathieu	C	Halifax
5/124	Harlan Pratt	D	Prince Albert
6/152	Petr Havelka	LW	Sparta Praha
7/179	Mark Moore	D	Harvard
8/208	Andrew Ference	D	Portland
9/234	Eric Lind	D	Avon Old Farms

1998

1/23	Milan Kraft	C	Plzen
2/54	Alexander Zevakhin	LW	CSKA
3/80	David Cameron	C	Prince Albert
	(Choice acquired from Colorado for Francois Leroux)		
4/110	Scott Myers	G	Prince George
5/134	Rob Scuderi	D	Boston College
	(Choice acquired from Buffalo for Jason Woolley)		
5/140	Traded to Vancouver for Josef Beranek		

6/169	Jan Fadrny	C	Slavia Jr.
7/196	Joel Scherban	C	London
8/224	Mika Lehto	G	Assat Jr.
9/244	Toby Petersen	C	Colorado Col.
9/254	Matt Hussey	C	Avon Old Farms

1999

1/18	Konstantin Koltsov	RW	Cherepovets
2/51	Matt Murley	LW	RPI
2/57	Jeremy Van Hoof	D	Ottawa
	(Compensatory pick from Carolina for Ron Francis signing)		
3/86	Sebastien Caron	G	Rimouski
4/115	Ryan Malone	LW	Omaha
5/144	Tomas Skvaridlo	C	Zvolen Jr.
5/157	Vladimir Malenkykh	D	Tolyatti
	(Compensatory pick from Anaheim for Fredrik Olausson signing)		
6/176	Doug Meyer	LW	U. of Minnesota
7/204	Tom Kostopoulos	RW	London
8/233	Darcy Robinson	D	Saskatoon
9/261	Andrew McPherson	LW	RPI

2000

1/18	Brooks Orpik	D	Boston College
2/52	Shane Endicott	C	Seattle
3/84	Peter Hamerlik	G	Skalica
4/114	Traded to Montreal for a 2000 fourth- and fifth-round choice		
4/124	Michel Ouellet	RW	Rimouski
	(Choice acquired from Montreal)		
5/146	David Koci	D	Sparta Praha Jr
	(Choice acquired from Montreal)		
5/153	Traded to Anaheim for Dan Trebil		
6/185	Patrick Foley	LW	New Hampshire
7/216	Jim Abbott	LW	New Hampshire
8/248	Steve Crampton	RW	Moose Jaw
9/273	Roman Simicek	C	HPK Finland
	(Choice acquired from Anaheim for Kip Miller)		
9/280	Nick Boucher	G	Dartmouth

2001

1/21	Colby Armstrong	RW	Red Deer
2/54	Noah Welch	D	St. Sebastian's
3/86	Drew Fata	D	St. Michael's
3/96	Alexandre Rouleau	D	Val d'Or
4/120	Tomas Surovy	LW	Poprad
4/131	Ben Eaves	C	Boston College
5/156	Andy Schneider	D	Lincoln
6/187	Traded to Columbus for Frantisek Kucera		
7/217	Tomas Duba	G	Sparta Praha Jr
8/250	B. Crawford-West	G	Texas (NAHL)

9/280 Traded to NY Islanders for Dan Trebil

2002

1/5	Ryan Whitney	D	Boston U.
2/35	Ondrej Nemec	D	Vsetin
3/69	Erik Christensen	C	Kamloops
4/101	Daniel Fernholm	D	Djurgarden
5/136	Andrew Sertich	LW	Greenway
	(Compensatory pick from NY Islanders for Garth Snow signing)		
5/137	Cam Paddock	C	Kelowna
6/171	Robert Goepfert	G	Cedar Rapids
7/202	Patrik Bartschi	C	Kloten
8/234	Maxime Talbot	C	Hull
8/239	Ryan Lannon	D	Harvard
	(Compensatory pick from St. Louis for Marc Bergevin signing)		
9/265	Dwight Labrosse	G	Guelph

2003

1/1	Marc-Andre Fleury	G	Cape Breton
	(Choice acquired from Florida with 2003 third-round choice for 2001 first-round choice, 2003 second-round compensatory choice and Mikael Samuelsson)		
1/3	Traded to Florida		
2/32	Ryan Stone	C	Brandon
2/55	Traded to Florida		
3/70	Jonathan Filewich	RW	Prince George
3/73	Daniel Carcillo	LW	Sarnia
	(Choice acquired from Florida)		
4/103	Traded to Columbus for Jamie Pushor		
4/121	Paul Bissonnette	D	Saginaw
	(Choice acquired from Boston for Ian Moran)		
5/139	Traded to San Jose for Shawn Heins		
5/161	Evgeni Isakov	LW	Cherepovets
	(Choice acquired from NY Islanders for Randy Robitaille)		
6/169	Lukas Bolf	D	Sparta Praha Jr
7/199	Andy Chiodo	G	St. Michael's
7/229	Stephen Dixon	C	Cape Breton
	(Choice acquired from New Jersey for Stephane Richer)		
8/232	Joe Jensen	C	St. Cloud St.
9/263	Matt Moulson	LW	Cornell

2004

1/2	Evgeni Malkin	C	Magnitogorsk
2/31	Johannes Salomonsson	LW	Djurgarden
2/61	Alex Goligoski	D	Grand Rapids
	(Choice acquired from Vancouver for Johan Hedberg)		
3/67	Nick Johnson	RW	St. Albert
3/85	Brian Gifford	C	Moorhead
	(Choice acquired from Calgary for Andrew Ference)		

4/99	Tyler Kennedy	C	Sault Ste. Marie
5/130	Michal Sersen	D	Rimouski
6/164	Moises Gutierrez	RW	Kamloops
7/194	Chris Peluso	D	Brainerd HS
7/222	Jordan Morrison	C	Peterborough
	(Choice acquired from Vancouver for Marc Bergevin)		
8/228	David Brown	G	Notre Dame
9/259	Brian Ihnacak	C	Brown U.

2005

1/1	Sidney Crosby	C	Rimouski
2/61	Michael Gergen	LW	Shattuck-SM
3/62	Kris Letang	D	Val d'Or
4/125	Tommi Leinonen	D	Karpat Jr.
5/126	Tim Crowder	RW	South Surrey
6/194	Jean-Philippe Paquet	D	Shawinigan
7/195	Joe Vitale	C	Sioux Falls

2006

1/2	Jordan Staal	C	Peterborough
2/32	Carl Sneepe	D	Lincoln
3/65	Brian Strait	D	US NTDP U-18
4/95	Traded to Chicago for Jocelyn Thibault		
5/125	Chad Johnson	G	Alaska-Fairbanks
6/155	Traded to Florida for Eric Cairns		
7/185	Timo Seppanen	D	IFK Jr.

2007

1/20	Angelo Esposito	C	Quebec
2/51	Keven Veilleux	C	Victoriaville
3/78	Robert Bortuzzo	D	Kitchener
3/80	Casey Pierro-Zabotel	C	Merritt
4/111	Luca Caputi	LW	Mississauga
4/118	Alex Grant	D	Saint John
5/141	Jake Muzzin	D	Sault Ste. Marie
6/171	Dustin Jeffrey	C	Sault Ste. Marie

2008

1/29	Traded to Atlanta for Pascal Dupuis and Marian Hossa		
2/60	Traded to Toronto for Hal Gill		
3/90	Traded to Phoenix for Georges Laraque		
4/120	Nathan Moon	C	Kingston
5/150	Alexander Pechurskiy	G	Magnitogorsk 2
6/180	Patrick Killeen	G	Brampton
7/210	Nicholas D'Agostino	D	St. Michael's

2009

1/30	Simon Despres	D	Saint John
2/61	Philip Samuelsson	D	Chicago
3/63	Ben Hanowski	RW	Little Falls HS

(Choice acquired from Tampa Bay for Ryan Malone and Gary Roberts)

3/91 Traded to NY Islanders for Bill Guerin

4/121 Nick Petersen RW Shawinigan

5/123 Alex Velischek D Delbarton HS

(Choice acquired from NY Rangers for Chad Johnson)

5/151 Andy Bathgate C Belleville

6/181 Viktor Ekblom D Oskarshamn

7/211 Traded to Montreal for 2010 sixth-round pick

2010

1/20 Beau Bennett RW Penticton

2/50 Traded to Florida for Jordan Leopold

3/80 Bryan Rust RW US NTDP U-18

4/110 Tom Kuhnackl RW Landshut

5/140 Kenneth Agostino LW Delbarton HS

6/152 Joe Rogalski D Sarnia

(Choice acquired from Toronto for Chris Peluso)

6/170 Reid McNeill D London

6/177 Traded to Anaheim for Mattias Modig. Pick acquired from Montreal for Pittsburgh's 2009 seventh-round pick.

7/20 Traded to San Jose for 2011 seventh-round pick

2011

1/23 Joseph Morrow D Portland

2/54 Scott Harrington D London

3/84 Traded to Philadelphia for the rights to Dan Hamhuis

4/114 Traded to Edmonton with Dany Sabourin and Ryan Stone for Mathieu Garon

5/144 Dominik Uher RW Spokane

6/174 Josh Archibald C Brainerd HS

7/204 Traded to Ottawa for Alex Kovalev

7/209 Scott Wilson LW Georgetown

(Choice acquired from San Jose for 2010 seventh-round pick)

MELLON ARENA RECORDS

TEAM RECORDS

MOST GOALS IN ONE GAME

Pittsburgh	12	Dec. 26, 1991 - in a 12-1 win vs. Toronto March 15, 1975 - in a 12-1 win vs. Washington
Opponent	11	Nov. 25, 1992 - by NY Rangers in an 11-3 win at Pittsburgh

MOST SHOTS IN GAME

Pittsburgh	65	March 15, 1975 - in a 12-1 win vs. Washington.
Opponent	55	October 23, 1976 - by Montreal in a 9-1 win at Pittsburgh.

MOST PENALTY MINUTES IN A GAME

Pittsburgh	144	January 19, 1980 - in a 5-2 loss vs. Edmonton.
Opponent	123	January 19, 1980 - by Edmonton in a 5-2 win at Pittsburgh.

MOST GOALS IN A PERIOD

Pittsburgh	8	Dec. 17, 1991 - in a 10-2 win vs. San Jose. (2nd period)
Opponent	6	Six times - last time - Nov. 25, 1992 by NY Rangers in an 11-3 win at Pittsburgh. (3rd Period)

INDIVIDUAL RECORDS

MOST GOALS IN A GAME

Pittsburgh	5	Mario Lemieux, March 26, 1996 in an 8-4 win vs. St. Louis Mario Lemieux, Dec. 31, 1988 in an 8-6 win vs. New Jersey
Opponent	4	John Madden (New Jersey), Oct. 28, 2000 - in a 9-0 win Randy McKay (New Jersey), Oct. 28, 2000 - in a 9-0 win Mike Ridley (Washington), Oct. 11, 1988 - in an 8-7 loss Wayne Gretzky (Edmonton), Feb. 22, 1984 - in a 9-2 win Denis Maruk (California), Nov. 18, 1975 - in a 5-3 win

MOST ASSISTS IN A GAME

Pittsburgh	6	Mario Lemieux, Nov. 1, 1995 - in a 10-0 win vs. Tampa Bay Mario Lemieux, Oct. 15, 1988 - in a 9-2 win vs. St. Louis Greg Malone, Nov. 28, 1979 - in a 7-2 win vs. Quebec Ron Stackhouse, March 8, 1975 - in a 8-2 win vs. Philadelphia
Opponent	6	Patrik Sundstrom (Vancouver), Feb. 29, 1984 - in 9-5 win at Pittsburgh

MOST POINTS IN A GAME

Pittsburgh	8	Mario Lemieux, Dec. 31, 1988 - in an 8-6 win vs. New Jersey Mario Lemieux, Oct. 15, 1988 - in a 9-2 win vs. St. Louis
Opponent	7	Patrik Sundstrom, (Vancouver), Feb. 29, 1984 - in a 9-5 win at Pittsburgh

MOST PENALTY MINUTES IN A GAME

Pittsburgh	51	Russ Anderson, Jan. 19, 1980 - in a 5-2 loss vs. Edmonton
Opponent	34	Dave Lumley (Edmonton), Jan. 19, 1980 - in a 5-2 win at Pittsburgh

MOST SAVES IN A GAME

Pittsburgh	51	Tom Barrasso, Jan. 31, 1998 - in a 4-2 win vs. Detroit
Opponent	53	Wayne Thomas, (Montreal), March 10, 1974 - in a 5-4 win at Pittsburgh

COMEBACKS

- Nov. 4, 1972 (Pittsburgh)** - The Rangers held a 4-1 lead late in the first period, before Pittsburgh rallied for a 6-4 win. Bryan Hextall scored twice and Eddie Shack netted the game-winner.
- Mar. 29, 1972 (Pittsburgh)** - California led 4-1 at 14:34 of the second period, before Pittsburgh tallied four consecutive goals. Jean Pronovost recorded the game-winner at 14:34 of the third.
- Apr. 1, 1973 (Pittsburgh)** - Philadelphia led 4-1 before the Pens recorded four unanswered goals. Jean Pronovost recorded the winner at 18:47 of the third.
- Feb. 28, 1976 (Pittsburgh)** - Vancouver led 4-1 at 14:04 of the second, before the Pens posted four unanswered goals. Bob Kelly netted the game-winner at 10:39 of the third.
- Dec. 26, 1977 (Toronto)** - Toronto held a 3-0 lead at the midway point of the first period, but two Jean Pronovost goals along with Blair Chapman's goal at 19:28 of the third gave the Pens a 5-4 win.
- Dec. 31, 1978 (Detroit)** - Detroit led 4-0 at 15:11 of the second, but five Penguins recorded goals for the 5-4 win. Randy Carlyle scored at 19:53 of the third for the win.
- Oct. 23, 1985 (Toronto)** - Pittsburgh trailed 4-1 in the second period, but Pittsburgh came back for a 5-4 victory. Jim McGeough recorded the game-winner at 18:28.
- Jan. 19, 1985 (Pittsburgh)** - Chicago led 4-0 at the end of the first period, but Pittsburgh tallied five times in the second for a 5-4 win. Troy Loney picked-up the game-winner.
- Oct. 9, 1986 (Pittsburgh)** - Washington jumped out to a 3-0 lead in the season opener, but Randy Cunneynworth's hat trick gave the Penguins a 5-4 victory.
- Feb. 24, 1986 (Pittsburgh)** - Los Angeles led 4-0 after one period, but the Penguins won 6-5 with Doug Shedden's overtime goal at 3:54. It was Pittsburgh's first overtime victory.
- Nov. 25, 1987 (Pittsburgh)** - Quebec led 4-0 at the 12-minute mark of the second, but Pittsburgh reeled off six goals, including Rob Brown's game-winner at 11:35 of the third.
- Dec. 20, 1987 (NY Rangers)** - The Rangers took a quick 3-0 lead, but Pittsburgh recorded four goals in the first en route to an 8-4 win.
- Jan. 3, 1987 (Pittsburgh)** - Montreal led 3-0 after the first, but Pittsburgh recorded six consecutive goals to win 6-4. Randy Cunneynworth scored twice, including the game-winner at 8:49 of the third.
- Mar. 25, 1989 (Pittsburgh)** - New Jersey built a 3-0 lead after one period, but Mario Lemieux's third goal with five seconds left gave Pittsburgh a 5-4 win.
- Feb. 22, 1990 (Pittsburgh)** - The Islanders led 3-0 after one period, but Pittsburgh battled back for a 4-3 win on Randy Gilhen's goal at 4:26 of the third.
- Oct. 15, 1991 (NY Islanders)** - The Penguins trailed 6-2 just 20 seconds into the third period, but tied the game with four goals in the final frame, including two by Mario Lemieux. Phil Bourque's tally at 2:30 of overtime gave Pittsburgh a 7-6 win.
- Feb. 21, 1991 (Pittsburgh)** - Toronto led 3-0 in the second before Pittsburgh netted six in a row on the way to an 11-4 win.
- Dec. 12, 1992 (Pittsburgh)** - New Jersey led 3-0 in the first, but Kevin Stevens completed his hat trick in overtime to give Pittsburgh a 6-5 win.
- Dec. 7, 1995 (Pittsburgh)** - Montreal led 4-0 in the second, but Pittsburgh answered with seven unanswered goals, two each by Mario Lemieux and Tomas Sandstrom, for a 7-5 win.
- Nov. 1, 1997 (Pittsburgh)** - Vancouver led 6-3 in the second, but the Penguins scored four unanswered goals, including Rob Brown's overtime game-winner, for a 7-6 win.
- Feb. 10, 2001 (Pittsburgh)** - New Jersey jumped out to a 3-0 first period lead, only to watch the Penguins tally four straight goals to give the home team a one-goal cushion. The Devils tied the game with 4:12 to play, but Alexei Kovalev completed his hat trick at 18 seconds of overtime to pull out the 5-4 win.
- Oct. 27, 2005 (Pittsburgh)** - The Penguins fell into a 4-0 hole in the first 9:50 against Atlanta. However, Mario Lemieux sparked a seven-goal spree as he tallied two times in the first period. Sergei Gonchar and John LeClair both scored twice and the Penguins rolled to a 7-5 victory.
- March 6, 2007 (Ottawa)** - Ottawa held a 4-1 lead through two periods. The Penguins rallied for three-straight goals in 2:48 in the third period, sparked by Jordan Staal's NHL rookie record seventh shorthanded goal. The Penguins won the game in an overtime shootout on Sidney Crosby's goal.
- Nov. 11, 2008 (Detroit)** - Detroit held a 5-2 lead with 13:04 left in the third period. Pittsburgh struck quickly with two goals 1:12 apart to cut the deficit to 5-4. The Red Wings added another goal to make it a 6-4 game. The Penguins rallied on Jordan Staal's hat trick. Staal's third goal of the game occurred with 22 seconds left in regulation to tie the game at 6-6. Staal then set up Ruslan Fedotenko for the overtime winning tally.
- Nov. 26, 2008 (NY Islanders)** - New York jumped out to a 3-0 lead. Pittsburgh finally got on the board on Brooks Orpik's goal with 18 seconds left in the second period. Evgeni Malkin recorded a hat trick and added an assist in the third period to lift the Penguins to a 5-3 victory.
- Feb. 4, 2009 (Pittsburgh)** - Tampa Bay carried a 3-0 lead into the third period. The Penguins battled back with three goals in the third period to force overtime. Evgeni Malkin, who registered two goals and an assist in the game, netted the overtime winning goal.
- Nov. 14, 2009 (Pittsburgh)** - Pittsburgh trailed Boston, 5-4, when Bill Guerin forced overtime by scoring with 0.4 seconds remaining in regulation. Pascal Dupuis scored the game-winning goal 1:24 into overtime to give the Penguins a 6-5 victory.

HISTORIC DATES

June 5, 1967 – Pittsburgh Penguins franchise joins the National Hockey League.

October 11, 1967 – Penguins first NHL game is played at the Civic Arena vs. Montreal. Penguins lose to Montreal, 2-1, with 9,307 fans on hand. Andy Bathgate scores the Penguins' first goal.

October 13, 1967 – Penguins record first victory as they defeat St. Louis, 3-1, on the road.

February 3, 1968 – Penguins' first sellout at Civic Arena vs. Toronto (12,563).

April 1, 1970 – Penguins defeat Philadelphia, 4-1, to clinch second place in the Western Division, putting them in the playoffs for the first time.

April 8, 1970 – Penguins defeat Oakland, 2-1, in club's first playoff game.

April 13, 1971 – Michel Briere dies from injuries suffered in an auto accident on May 15, 1970.

January 30, 1973 – Greg Polis wins MVP honors at NHL All-Star Game in New York after scoring two goals.

January 22, 1975 – Syl Apps named MVP in the NHL All-Star Game in Montreal after scoring two goals.

February 22, 1975 – Penguins defeat St. Louis, 3-2, to establish a 20-game home unbeaten streak, which is still a club record.

June 13, 1975 – Pittsburgh Penguins declare bankruptcy.

July 11, 1975 – Albert Savill, Otto Frenzel and Wren Blair buy Penguins.

March 24, 1976 – Jean Pronovost becomes the first Penguin to score 50 goals in a season and Pierre Larouche becomes first Penguin to record 100 points in one season vs. Boston.

December 3, 1976 – Aldege "Baz" Bastien named club's general manager.

April 5, 1978 – Edward J. DeBartolo takes control of the club, having purchased one-third of the franchise the year before.

January 3, 1980 – Penguins defeat New York Islanders, 4-3, to gain first place in the Norris Division for the first time in club history.

January 30, 1980 – Black and gold uniform worn for the first time vs. St. Louis.

December 13, 1980 – Paul Gardner becomes first Penguins player to score four goals in one game in a 6-5 loss to Philadelphia.

June 4, 1981 – Randy Carlyle wins the Norris Trophy as the league's best defenseman and Rick Kehoe wins the Lady Byng Trophy as the player who combines sportsmanship with a high standard of play.

July 1, 1981 – Edward J. DeBartolo takes over the Civic Arena.

February 21, 1982 – Penguins defeat the New York Islanders, 4-3, to break their then NHL record 15-game winning streak.

March 15, 1983 – General manager Baz Bastien dies as a result of an auto accident.

May 27, 1983 – Ed Johnston is promoted to general manager.

June 9, 1984 – Penguins draft Mario Lemieux, Doug Bodger and Roger Belanger in the first round of Entry Draft, marking the only time in club history that Pittsburgh selected more than one player in the first round.

June 19, 1984 – Mario Lemieux signs a contract with the Penguins.

April 7, 1985 – Mario Lemieux scores his 100th point to become the third rookie in NHL history to score 100 or more points in a season.

June 12, 1985 – Mario Lemieux wins the Calder Memorial Trophy as the NHL's top rookie.

May 26, 1986 – Mario Lemieux wins the Lester B. Pearson Award presented by the Players' Association to the Outstanding Player in the NHL.

June 8, 1988 – Mario Lemieux wins the Art Ross Trophy as the NHL's leading scorer and Hart Memorial Trophy as the league's MVP, becoming the first Penguin to win either award.

December 31, 1988 – Mario Lemieux becomes the first player in NHL history to score five goals five different ways in one game: at even strength, on the power play, shorthanded, on a penalty shot and into an empty net.

April 25, 1989 – Mario Lemieux ties two NHL playoff records with five goals and eight points in one playoff game vs. Philadelphia in the Penguins' 10-7 win.

June 7, 1989 – Mario Lemieux wins his second consecutive Art Ross Trophy as the league's top scorer with a franchise-record 199 points.

December 5, 1989 – Craig Patrick is named general manager/head coach.

January 21, 1990 – Pittsburgh's Civic Arena plays host to the NHL All-Star Game for the first time and Penguins center Mario Lemieux wins the MVP award. Lemieux scores four goals on his way to his third All-Star MVP award.

February 14, 1990 – Mario Lemieux's 46-game point scoring streak is halted at the New York Rangers as he leaves the game midway in the second period with a back injury. Lemieux would miss the next 21 games before returning for the final game of the year.

June 12, 1990 – Bob Johnson is hired as the head coach and Scotty Bowman is named director of development and recruitment.

December 22, 1990 – Paul Coffey records his 1,000th career NHL point at New York against the Islanders.

March 4, 1991 – Penguins acquire Ron Francis, Ulf Samuelsson and Grant Jennings from Hartford for John Cullen, Zarley Zalapski and Jeff Parker.

March 26, 1991 – Penguins win their first division title, capturing the Patrick Division crown with a 7-4 win at Detroit.

April 25, 1991 – With a 4-1 win vs. Washington, the Penguins win their first Patrick Division playoff championship.

May 11, 1991 – The Penguins earn the right to play for their first Stanley Cup championship, beating the Boston Bruins to capture their first Wales Conference championship.

May 25, 1991 – With an 8-0 victory over the Minnesota North Stars, the Penguins become Stanley Cup champions for the first time in their 24-year history.

June 24, 1991 – The Penguins visit the White House and meet President George H.W. Bush.

August 29, 1991 – Penguins head coach Bob Johnson is diagnosed with brain tumors, and has emergency surgery that night.

October 1, 1991 – Scott Bowman is named interim head coach.

October 17, 1991 – In a game against the New York Islanders, Paul Coffey records his 1,053rd career point to become the NHL's all-time leading scorer among defensemen, passing Denis Potvin.

October 19, 1991 – Stanley Cup championship banners are raised to the Civic Arena in a pre-game ceremony.

November 26, 1991 – Bob Johnson passes away at his home in Colorado Springs, CO at the age of 60.

January 18, 1992 – Pittsburgh has a record five players in the NHL All-Star Game at Philadelphia. Mario Lemieux, Kevin Stevens, Jaromir Jagr and Paul Coffey are named to the starting Wales Conference lineup while Bryan Trottier is added to the team in the veterans category.

March 24, 1992 – Mario Lemieux records his 1,000th career NHL point at Detroit in only his 513th career game, becoming the second-fastest player to record 1,000 points in NHL history.

May 23, 1992 – Penguins defeat the Boston Bruins in four games to win the Wales Conference championship for the second consecutive season.

June 1, 1992 – Penguins defeat the Chicago Blackhawks in four games to win back-to-back Stanley Cup championships.

June 12, 1992 – Penguins unveil new team logo at a press conference.

January 12, 1993 – The Penguins announce that Mario Lemieux has been diagnosed with Hodgkin's disease.

March 2, 1993 – Mario Lemieux returns to the Penguins' lineup in Philadelphia after missing the previous 23 games.

April 3, 1993 – Penguins win their first Presidents' Trophy as the NHL's best team with a 5-3 win at Quebec.

April 9, 1993 – Penguins set an NHL record for the longest winning streak in league history, with their 16th consecutive win, a 10-4 victory at the New York Rangers. The Penguins extend the record to 17 games with a 4-2 win vs. the Rangers on April 10.

October 28, 1993 – Ron Francis records his 1,000th career NHL point against Quebec.

August 29, 1994 – Mario Lemieux announces that he will take a one year medical leave of absence.

February 7, 1995 – Joe Mullen records his 1,000th career point against the Florida Panthers to become the first American-born player to record 1,000 or more points.

February 16, 1995 – The Penguins defeat the Hartford Whalers, 5-2, to extend their club record start of the season unbeaten streak to 13 games (12-0-1).

May 3, 1995 – Jaromir Jagr records one assist against Florida to win the 1994-95 NHL scoring title with a league-best 70 points (32G-38A).

May 20, 1995 – ICEOPLEX at Southpointe opens to the public.

October 26, 1995 – Mario Lemieux scores his 500th career goal at the New York Islanders at 17:12 of the third period against Tommy Soderstrom.

January 15, 1997 – Patrick Lalime sets the NHL record for best start by a rookie goaltender from the beginning of his career with a 3-0 win at Hartford. The win boosted his record to 13-0-2.

January 21, 1997 – Patrick Lalime sets the Penguins record for longest unbeaten streak with a 4-2 win vs. Calgary, running his record to 14-0-2.

- January 26, 1997** – Mario Lemieux scores four goals in one period at Montreal, becoming the 11th player to accomplish the feat.
- February 4, 1997** – Mario Lemieux scores his 600th goal vs. the Vancouver Canucks, becoming just the seventh player to reach the mark.
- March 14, 1997** – Joe Mullen scores his 500th career goal in a game against Colorado, becoming the first U.S.-born player to score 500.
- March 29, 1997** – Ron Francis scores his 400th career goal vs. the Los Angeles Kings, making the Penguins the first team to have players record their 400th, 500th and 600th goals in the same season.
- April 26, 1997** – Mario Lemieux plays his last game, a 6-3 playoff loss in Philadelphia, before entering his first retirement.
- May 13, 1997** – In a formal ceremony, Mayor Tom Murphy renames Auditorium Place, the street encircling the Civic Arena, Mario Lemieux Place. The Civic Arena's address becomes 66 Mario Lemieux Place.
- October 19, 1997** – Tom Barrasso records his 300th career win in a 4-1 win at Florida, becoming the first American-born goaltender to record 300 wins.
- November 19, 1997** – Mario Lemieux's number 66 is retired and raised to the Civic Arena rafters in a pre-game ceremony before a standing room only crowd of 17,145.
- March 21, 1998** – Ron Francis becomes the seventh player to record his 1,000th career assist, and the Penguins become the 10th NHL team to reach the 1,000 win plateau with a 4-3 win over the Philadelphia Flyers.
- October 13, 1998** – The Penguins file for Chapter 11 bankruptcy protection.
- June 24, 1999** – Mario Lemieux's group is confirmed as the new ownership of the Penguins.
- June 24, 1999** – Jaromir Jagr becomes the second Penguins player to capture the Hart Trophy as the National Hockey League's most valuable player. He also becomes the second to win the Lester B. Pearson Award.
- May 4, 2000** – The Penguins and Flyers play the third-longest game in NHL history, a five-overtime, 152:01 marathon which the Flyers win, 2-1. Penguins goaltender Ron Tugnutt makes 70 saves in the game.
- Sept. 16-23, 2000** – The Penguins open their second week of training camp with an exhibition game in Wilkes-Barre/Scranton, and spend the next week at the home of their AHL affiliate.
- Oct. 7, 2000** – The Penguins face off against the Nashville Predators just outside of Tokyo, Japan to open up their 2000-01 regular season. Nashville comes away with a 3-1 victory.
- Nov. 11, 2000** – USA Hockey announces that Penguins general manager Craig Patrick will take on the same capacity for the 2002 U.S. Olympic team, and former Penguins head coach and scout Herb Brooks will coach the team.
- Nov. 13, 2000** – Joe Mullen is inducted into the Hockey Hall of Fame in Toronto.
- Dec. 8, 2000** – The Penguins announce that Mario Lemieux will attempt to make a comeback after three-and-a-half years of retirement.
- Dec. 12, 2000** – Lemieux makes the announcement official at a press conference, saying he is coming back to the league so that his young son Austin can watch him play.
- Dec. 19, 2000** – More than 500 people cram the bleachers to watch Lemieux in his first practice with the team.
- Dec. 27, 2000** – Lemieux returns to the Penguins active roster in a game against the Toronto Maple Leafs at home, and puts three points (1G-2A) on the scoresheet. Pittsburgh wins the historic contest, 5-0.
- Dec. 30, 2000** – Lemieux notches four points (1G-3A) in a 5-3 win over the Ottawa Senators, giving him 1,500 points for his career. Jagr hits the 1,000 point mark in the same game.
- Mar. 31, 2001** – The Penguins clinch their team record 11th straight postseason appearance with a 5-3 win over the St. Louis Blues.
- May 10, 2001** – Darius Kasparaitis – who had one goal in 55 previous playoff games – beats Dominik Hasek in overtime to give the Penguins a 3-2 win. The victory secures a spot in the Eastern Conference Finals against the New Jersey Devils, the Pens fourth trip to a Conference Finals.
- July 11, 2001** – The Penguins trade Jaromir Jagr and Frantisek Kucera to the Washington Capitals in exchange for Kris Beech, Michal Sivek and Ross Lupaschuk.
- Feb. 8, 2003** – Mario Lemieux records his 1,000th career assist in Boston against the Bruins.
- Oct. 29, 2003** – Mario Lemieux's assist on Dick Tarnstrom's first period goal gives him 1,700 points for his career.
- June 10, 2004** – Paul Coffey and Larry Murphy are named to the Hockey Hall of Fame's class of 2004.
- July 22 2005** – The Penguins win the NHL Entry Draft Lottery, receiving the right to the first-overall pick in the 2005 Entry Draft.

July 30, 2005 – The Penguins select Sidney Crosby with the first-overall selection in the 2005 NHL Entry Draft.

Oct. 5, 2005 – Sidney Crosby appears in his first NHL game and records an assist in a 5-1 loss at New Jersey.

Dec. 16, 2005 – Mario Lemieux plays his last NHL game, a 4-3 home loss to Buffalo, due to atrial fibrillation (irregular heartbeat).

Jan. 24, 2006 – Mario Lemieux announces his retirement as a player from the NHL.

April 17, 2006 – Sidney Crosby becomes the youngest player in NHL history to reach 100 points with three assists in a 6-1 win over the New York Islanders.

May 25, 2006 – Penguins hire Ray Shero as general manager.

Oct. 12, 2006 – Jordan Staal (age 18), Kris Letang (age 19) and Sidney Crosby (age 19) each scored a goal for the Penguins in a 6-5 victory over the Rangers, becoming the first trio of teenagers on one team to score in the same game since Oct. 17, 1982 when Buffalo's Dave Andreychuk, Paul Cyr and Phil Housley tallied for the Sabres in a 6-4 victory over the Edmonton Oilers.

Oct. 18, 2006 – Evgeni Malkin made his NHL debut and scored a goal against New Jersey's Martin Brodeur.

Oct. 21, 2006 – Jordan Staal scored a pair of shorthanded goals against Columbus to become the first player since 1982 to score his first three NHL goals shorthanded. Bill Gardner (Chicago) also scored his first three NHL goals shorthanded.

Oct. 28, 2006 – Sidney Crosby tallied his first NHL hat trick in a win against the Philadelphia Flyers.

Nov. 1, 2006 – Evgeni Malkin became the first player in 89 years to tally goals in each of his first six NHL games. Malkin tallied the milestone goal at 8:29 of the first period and added the game-winner at 2:45 of overtime in the Penguins' 4-3 victory at Los Angeles. Before Malkin, only three players in NHL history had scored at least one goal in each of their first six (or more) games and all did so in 1917-18, the NHL's inaugural season: Montreal's Joe Malone (14 games), Ottawa's Cy Denneny (12); and Montreal's Newsy Lalonde (8).

Dec. 15, 2006 – Ryan Malone scored his first career hat trick. Malone's father, Greg, had a hat trick for the Penguins in 1978-79. The Malones are the second father/son pair to record a hat trick for the same franchise in NHL history. Ken Hodge Sr. and Ken Hodge Jr. did it for the Bruins.

Jan. 24, 2007 – Sidney Crosby led the fan balloting for the All-Star Game with 825,783 votes. At 19 years, five months, Crosby is the youngest player voted to start the All-Star Game since fan balloting began in 1986. The youngest starter previously was the Penguins'

Jaromir Jagr, elected to the Prince of Wales Conference lineup for the 1992 All-Star Game in Philadelphia (19 years, 11 months).

Feb. 10, 2007 – Jordan Staal became the youngest player (18 years, 153 days) to record a hat trick in NHL history. He broke the record held by Jack Hamilton, who was 18 years, 185 days old when he tallied four goals for Toronto against the Rangers on Dec. 4, 1943.

Feb. 14, 2007 – Evgeni Malkin scored a goal to give him at least one point in 13-straight home games, which broke the Penguins rookie record established by Mario Lemieux in 1984-85. Malkin had 20 points (5G-15A) in that 13-game span.

Feb. 18, 2007 – Evgeni Malkin extended his franchise-record home point streak to 14 games (6G-15A) with a goal against the Capitals. It's the longest such streak by a rookie on any team in NHL history since Teemu Selanne had a pair of 13-game home point streaks for Winnipeg in 1992-93.

Feb. 19, 2007 – The Penguins saw their 16-game points streak stopped at 14-0-2 with a 6-5 defeat at the New York Islanders. They had gone 39 days without a loss in regulation from Jan. 10-Feb. 22. It was the second-longest points streak in franchise history. The 1992-93 Penguins earned a point in 18-straight contests (17-0-1) to close the regular season.

March 2, 2007 – With a first-period goal against Carolina's Cam Ward, Sidney Crosby became the youngest player in NHL history to reach 200 career points at 19 years, 207 days. Wayne Gretzky is the only other player in NHL history to reach 200 career points while still a teenager (age 19 years, 347 days).

March 4, 2007 – The Penguins completed a season sweep of the Flyers with a 4-3 overtime shootout victory at Mellon Arena. It gave the Penguins wins in their all eight of their games with Philadelphia in 2006-07. It is first time Pittsburgh has beaten an opponent eight times in one season. Previously, the only teams Pittsburgh had swept in a season series of six or more games were Boston (6-0-0, 1993-94), Ottawa (6-0-0, 1995-96) and Carolina (6-0-0, 1997-98).

March 6, 2007 – Jordan Staal tallied his seventh shorthanded goal of the year to set a NHL rookie record.

March 13, 2007 – Governor Ed Rendell, Allegheny County Chief Executive Dan Onorato and Mayor Luke Ravenstahl joined Pittsburgh Penguins co-owners Mario Lemieux and Ron Burkle in announcing a deal for a new multi-purpose arena that will keep the Penguins in Pittsburgh for at least the next 30 years.

April 7, 2007 – Sidney Crosby recorded two assists to wrap up the Art Ross Trophy with 120 points in 79 games. At age 19 years, eight months, Crosby became

the youngest player in NHL history to win the Art Ross Trophy. Crosby is the youngest scoring champion in any major professional sport. He is the only teenager to win the Art Ross Trophy in league history. The next-youngest was Wayne Gretzky, who won the title at 20 years and 3 months of age at the conclusion of the 1980-81 season.

April 7, 2007 – The Penguins' 2-1 win over the Rangers gave the team 105 points, which marks a 47-point improvement over their previous season. It is the fourth-largest single-season turnaround in NHL history.

April 11, 2007 – The Penguins played in the Stanley Cup playoffs for the first time since 2001.

May 31, 2007 – Sidney Crosby named Penguins captain. At 19 years, nine months (297 days) he is the youngest team captain in NHL history. Previously, the youngest captain in NHL history was Tampa Bay's Vincent Lecavalier, who was named captain in March, 2000 at age 19 years, 10 months (324 days).

Dec. 20, 2007 – Mario Lemieux, a Hockey Hall of Famer, was selected to join the International Ice Hockey Federation Hall of Fame in the player's category.

Dec. 23, 2007 – Penguins fans established a franchise record with the 31st-straight regular-season sellout at Mellon Arena. The Penguins previously recorded 30-straight regular-season sellouts between 1988 and 1989 – the final 28 games of the 1988-89 season and the first two of 1989-90.

Jan. 1, 2008 – Sidney Crosby's shootout goal gave the Penguins a 2-1 win over Buffalo at the NHL Winter Classic in Orchard Park, NY. It was the NHL's first regular-season outdoor game in the United States and drew an NHL-record 71,217 fans to Ralph Wilson Stadium.

Feb. 26, 2008 – The Penguins acquired Marian Hossa and Pascal Dupuis from Atlanta for Colby Armstrong, Erik Christensen, Angelo Esposito and a first-round choice in the 2008 NHL Entry Draft. The Penguins acquired Hal Gill from Toronto for a 2008 second-round draft choice and a 2009 fifth-round choice.

March 12, 2008 – Penguins fans made history as the contest marked the 35th sellout of the season to snap the old mark of 34, which was set in 1988-89 and tied in 1989-90.

April 2, 2008 – With a 4-2 home win over the Flyers, the Penguins clinched their first division title since the 1997-98 season and sixth division title in club history. It was their first-ever Atlantic Division title.

May 18, 2008 – With a 6-0 shutout, the Penguins won their first-ever playoff series against Philadelphia and advanced to the Stanley Cup Final for only the third time in team history.

June 2, 2008 – In one of the most-thrilling games in Penguins history, the team rallied from a 3-1 deficit to post a 4-3 win in triple overtime of Game 5 of the Stanley Cup Final. Max Talbot scored with 35 seconds left in regulation to knot the game at 3-3 and Petr Sykora scored the winner 9:57 into the third overtime. It was the fifth-longest game in Stanley Cup Final history. Marc-Andre Fleury stopped 55 of the 58 shots he faced in the contest.

June 4, 2008 – Detroit held on for a 3-2 win over the Penguins in Game 6 of the Stanley Cup Final to capture the Stanley Cup in Pittsburgh.

Oct. 2, 2008 – The Penguins played a preseason game in Helsinki, Finland, against Jokerit of the Finnish Elite League at Hartwall Arena. Pittsburgh won the game 4-1 on the strength of Sidney Crosby's three assists.

Oct. 4, 2008 – The Penguins opened the season with back-to-back games against the Ottawa Senators in Stockholm, Sweden, as part of the NHL's Bridgestone NHL Premiere. The Penguins took the first game with a 4-3 overtime victory.

Oct. 18, 2008 – Sidney Crosby netted a milestone hat trick in Pittsburgh's 4-1 victory over the Toronto Maple Leafs. Crosby hit three career marks in the game with his 100th goal, 200th assist and 300th point. Evgeni Malkin notched his 200th career point on Crosby's 100th goal. That puck was cut in half for the two players to share.

Dec. 15, 2008 – CONSOL Energy Inc. and the Pittsburgh Penguins announced a 21-year deal for the naming rights for the new Pittsburgh multi-purpose arena. CONSOL Energy Center became home to the Pittsburgh Penguins in the 2010-11 NHL season.

Feb. 15, 2009 – Dan Bylsma was named Penguins interim head coach.

Feb. 16, 2009 – Dan Bylsma made his Penguins debut in a 3-2 shootout loss to the New York Islanders.

Feb. 19, 2009 – Dan Bylsma won his first NHL game as head coach, a 5-4 decision over Montreal.

March 8, 2009 – Pittsburgh's 4-3 shootout victory at Washington ended the best five-game road trip in club history. The Penguins were a perfect 5-0.

April 11, 2009 – Pittsburgh finished the season with a 3-1 victory at Montreal. The Penguins went 18-3-4 for 40 points after Dan Bylsma was named interim head coach. Bylsma tied a record for the best 25-game start in NHL history for a coach hired during a season, joining Bep Guidolin (20-5-0, 40 points) with Boston in 1972-73. Bylsma's 40 points also tied him for second all-time for any coach's first 25 games, behind only Todd McLellan's 43 points (21-3-1; '08-09) in San Jose.

May 4, 2009 – Game 2 of the conference semifinals featured dueling hat tricks between superstars. Both Sidney Crosby and Washington's Alex Ovechkin recorded their first career postseason hat tricks.

May 21, 2009 – Evgeni Malkin posted his first career postseason hat trick in Pittsburgh's 7-4 victory over the Carolina Hurricanes in Game 2 of the Eastern Conference Finals. He added an assist for a four-point effort.

May 26, 2009 – The Penguins advanced to their second straight Stanley Cup Final by eliminating the Hurricanes in a four-game sweep with a 4-1 Game 4 victory at Carolina.

June 12, 2009 – Max Talbot scored both Pittsburgh goals in a 2-1 Game 7 victory at Detroit to lift the Penguins to their third Stanley Cup Championship in franchise history.

June 12, 2009 – Evgeni Malkin was named the Conn Smythe winner as postseason MVP, the third-youngest recipient of the award, after posting 36 postseason points (14G-22A).

June 12, 2009 – Evgeni Malkin became the fifth player in NHL history since expansion to win the regular-season and postseason scoring title, and first since Mario Lemieux (1992).

June 12, 2009 – Sidney Crosby became the youngest captain in NHL history to lead his team to a Stanley Cup championship.

June 15, 2009 – Nearly 400,000 fans packed the streets of downtown Pittsburgh for the Penguins' Stanley Cup victory parade.

Sept. 10, 2009 – The Penguins visited President Barack Obama at the White House.

Oct. 2, 2009 – The Penguins raised their 2009 Stanley Cup championship banner as part of a spectacular pre-game ceremony in their final home opener at Mellon Arena. Pittsburgh then bested the New York Rangers, 3-2.

Nov. 19, 2009 – Captain Sidney Crosby became one of 12,000 Canadians to carry the Vancouver 2010 Olympic Torch when he marched with the torch for three miles through downtown Halifax in his native province of Nova Scotia, Canada.

Feb. 16, 2010 – The Penguins sent five Olympians to the 2010 Winter Games in Vancouver: Brooks Orpik (United States); Sidney Crosby and Marc-Andre Fleury (Canada); Evgeni Malkin and Sergei Gonchar (Russia).

March 2, 2010 – The Penguins returned from the Olympic break to post a 3-2 victory over the Buffalo Sabres in the 150th consecutive sellout at Mellon Arena (including postseason).

April 8, 2010 – The Penguins defeated the New York Islanders, 7-3, in the final regular-season contest at Mellon Arena. Prior to the game the Penguins held a ceremony honoring more than 50 alumni, including Hall of Famers Mario Lemieux, Paul Coffey, Bryan Trottier, Craig Patrick and Larry Murphy.

April 8, 2010 – Sidney Crosby became the third-youngest player (22 years, 244 days) in NHL history to reach 500 points when he picked up an assist on Bill Guerin's second-period goal.

April 8, 2010 – Bill Guerin scored the final goal in regular-season history at Mellon Arena when he tallied 1:46 into the third period. Pascal Dupuis and Sidney Crosby picked up the assists.

April 11, 2010 – Sidney Crosby scored his 50th and 51st goals of the season to win his first ever Rocket Richard Trophy as the NHL goal-scoring leader. Crosby is the second Penguin (Mario Lemieux) to lead the league in goals, and eighth Penguin to score 50 goals in a season.

May 2, 2010 – Jordan Staal, who lacerated a tendon in his foot and had to leave early during Game 1, missed his first career NHL game because of injury, ending a streak of 357 consecutive games played, including the postseason.

May 12, 2010 – Despite goals from Chris Kunitz and Jordan Staal, the Penguins fell to the Montreal Canadiens, 5-2, in Game 7 of the Eastern Conference semifinals in what proved to be the final game in the history of Mellon Arena. Staal scored the Penguins' final goal at the Igloo with 3:30 minutes to play in the second period. Montreal's Brian Gionta tallied the final goal at the 10-minute mark of the third period.

July 27, 2010 – Hall of Fame owner Mario Lemieux and captain Sidney Crosby became the first people to skate on the ice at CONSOL Energy Center.

August 2, 2010 – The Penguins officially took operating control of CONSOL Energy Center.

August 18, 2010 – Sir Paul McCartney officially opened CONSOL Energy Center by performing his "Up and Coming 2010 Tour" as part of the arena's Grand Opening Concert.

Sept. 18, 2010 – The Penguins held their first official practice at CONSOL Energy Center when the team took the ice for the first day of training camp.

Sept. 22, 2010 – The Penguins defeated Detroit, 5-1, in the first-ever (preseason) hockey game at CONSOL Energy Center.


Oct. 7, 2010 – The Penguins officially opened CONSOL Energy Center as players and coaches entered the arena through a red-carpet ceremony. Hall of Fame owner Mario Lemieux concluded a riveting pre-game ceremony by pouring water from the Mellon Arena ice onto the new surface at center ice.

- Oct. 7, 2010** – The Penguins fell, 3-2, to Philadelphia in the first-ever regular-season game at CONSOL Energy Center.
- Oct. 15, 2010** – Alex Goligoski's overtime game-winning goal secured a 3-2 defeat of the NY Islanders and the Penguins' first-ever win at CONSOL Energy Center.
- Nov. 17, 2010** – The Penguins' consecutive sellout streak topped the three-million fan mark (3,018,894).
- Dec. 15, 2010** – Episode One of HBO Sports' "24/7 Penguins-Capitals: Road to the NHL Winter Classic" - a four-part reality TV series - debuted at 10 p.m.
- Jan. 1, 2011** – The Penguins played host to the Washington Capitals in the fourth NHL Winter Classic at Heinz Field. Washington won the game, 3-1.
- Mar. 12, 2011** – The Penguins celebrated their 200th consecutive sellout (including playoffs) against Montreal.
- June 22, 2011** – Dan Bylsma becomes the first head coach in franchise history to win the Jack Adams Award as the NHL's "most outstanding coach."
-


UNIFORM HISTORY



Ken Schinkel (1970)



Syl Apps (1974)



Randy Carlyle (1983)

The Penguins have experienced plenty of changes in their history and their uniforms are no exception.

When the Penguins made their NHL debut at home on October 11, 1967, the team wore the colors light blue, dark blue, and white. Both the home (light blue) and road (white) uniforms simply had the word "PITTSBURGH" written diagonally down the front of the sweater with five white stripes with six thin navy blue stripes around the sleeves and bottom (home) and five dark blue stripes with six thin, white stripes around the sleeves and bottom (road). The logo, although not on the sweater, featured a hockey-playing penguin in a scarf over an inverted triangle, symbolizing the golden triangle of downtown Pittsburgh. The penguin and triangle were set inside a circle bearing the team name.

The following season (1968-69), the uniforms were changed so that the logo appeared on the game sweaters. The logo remained essentially the same, although the penguin was no longer wearing a scarf. The home (light blue) uniforms had a wide band of white trimmed in dark blue around each sleeve and the bottom, while the road (white) sweaters had bands of light blue trimmed in dark blue. The home (light blue) sweaters had white shoulder yokes and the road (white) sweaters had light blue shoulder yokes.

In the 1970-71 season the Penguins began wearing white at home and light blue on the road. The Penguins became one of the first teams in NHL history to wear nameplates featuring a player's last name above the number on the back of the jersey. The nameplates were only added to the home (white) jerseys in 1970-71.

The uniforms themselves were essentially unchanged from 1968-69 to 1971-72, until the circle around the logo was removed, leaving only a penguin and a triangle, midway through the 1971-72 season.

Beginning in 1972-73, the Penguins replaced the light blue with a bolder, royal blue color. The Penguins uniforms were the same design as those worn from 1968-69 to 1971-72, but had the royal blue replacing the light blue. During the Penguins' first seven years in the league, both home and road jerseys featured a lace-up collar at the base of the neck. The lace-up collars were also a thing of the past moving into the 1974-75 season.

Chevrons were used as the sleeve stripes for the 1974-75 season. Shaped in the form of an inverted V, the sleeve stripes were royal blue and white with navy blue cuffs on the home (white) jerseys. The road (royal blue) jerseys had white and navy blue sleeve stripes with white cuffs forming the chevrons. In 1974-75, the waist striping also changed to match the chevrons with royal blue, white, and navy blue moving down the home (white) uniforms and white, navy blue and white moving down the road (royal blue) uniforms.

The chevrons road (royal blue) uniforms was done to the hem striping. From top to bottom, the hem striping was white, royal blue and navy blue. The home (white) uniforms reverted back to the 1972-73 and 1973-74 designs, but did not have the lace-up collar from those prior seasons. The collar was now a solid navy blue color.

For the 1977-78 season the uniforms were tri-colored with the Penguins doing away with the royal blue and bringing back the light blue the team wore in its first five seasons in the NHL. The home (white) uniforms featured navy blue sleeves with white and navy blue striping capped by light blue cuffs. The road (navy blue) uniforms featured white sleeves with light blue and white striping capped by navy blue cuffs. The front hem striping was light blue, white, navy blue and light blue on both the home (white) and road (navy blue) uniforms.


On Jan. 30, 1980 the Penguins wore black and gold for the first time. With the Steelers winning the Super Bowl and the Pirates capturing the World Series title in the same year, the Penguins hoped to gain fan support with aligning their colors with the other teams in the "City of Champions."

Boston protested the color change to the NHL, arguing that black and gold had always been exclusively associated with the Bruins. However, the Penguins prevailed by virtue of a precedent set by the Pittsburgh Pirates hockey club of the late 1920s, which sported the colors. The Penguins' new uniforms were the same design as the previous ones, with black replacing dark blue and gold replacing light blue. A third sleeve stripe was also added to both the home and road jerseys. The player numbers that were formerly on the sleeves were moved to the top of each shoulder. From 1980-81 through the 1984-85 season, the team alternated wearing gold sweaters with white at home, which also featured the tri-color sleeve striping.

On March 15, 1983, Baz Bastien, the Penguins general manager at the time, died tragically in a car accident as he returned home from a dinner honoring him. For the



Paul Coffey (1988)



Mario Lemieux (1992)



Ron Francis (1993)

remainder of the 1982-83 season the Penguins added a black armband on the left sleeve of their home (white) jerseys.

For the 1988-89 season, the player numbers were moved from the shoulders to the sleeves as they were prior to the Penguins adopting the black and gold color scheme.

The NHL All-Star Game made its first appearance in Pittsburgh on January 21, 1990. The Penguins wore a 41st NHL All-Star patch on the left shoulder of their jerseys in 1989-90 and the beginning of 1990-91. Approximately during the same time frame, the NHL shield logo appeared on the back right hem of every jersey worn in the NHL.

Advancing to the Stanley Cup Final for the first time in team history, the Penguins honored this achievement by wearing the 1991 Stanley Cup Final patch on their home and road jerseys during every game of the 1991 Stanley Cup Final vs. Minnesota.

The 1991-92 season marked the NHL's 75th anniversary. The Penguins added the NHL 75th Anniversary logo to the right chest of their jerseys that season. In addition, the Penguins were also celebrating their 25th anniversary after joining the league in 1967-68. The Penguins added their own anniversary patch to the right shoulder of the jerseys.

Head coach "Badger" Bob Johnson passed away on November 26, 1991. The following night, the Penguins honored the memory of Johnson with a candlelight ceremony and placed a "Badger" memorial patch on the left shoulder of their jerseys.

After reaching the Stanley Cup Final for the second consecutive season, the Penguins proudly donned their second Stanley Cup Final patch in as many years. This time, the Final patch was sewn onto a piece of white (home) or black (road) material and then the material swatch was sewn over the NHL 75th Anniversary patch on the right chest of the jersey.

The black and gold uniforms remained virtually unchanged until 1992-93, when the triangle and penguin logo was modernized. The home (white) sweaters featured the new logo on the front and gold shoulder inserts. The road (black) sweaters had the city's name diagonally down the front, much like the original team uniforms, with the new logo on each shoulder. Also in 1992-93, the Stanley Cup turned 100-years old and was honored by each team by having a commemorative patch added to their jerseys during the season. The Penguins wore the patch on the right chest of their home (white) jerseys and did not wear the patch on their road (black) jerseys due to the lack of an appropriate place to put the patch with the new "PITTSBURGH" diagonal jerseys with the new logos on each shoulder.

During the 1995-96 season, the Penguins were one of five NHL teams to introduce a third jersey. The Penguins' new uniform, which made its debut on January 27, 1996 vs. the Philadelphia Flyers, featured a black background with a new, modernized midsection, shoulder and sleeve design that included innovative striping and a blend of team colors. The alternate uniform replaced the "PITTSBURGH" road jersey as the team's away uniform for 1997-98 season.

In 1999-00, the NHL commemorated the league's advance into the new millennium with an NHL2000 patch that was placed on the right chest of each team's jerseys in team colors. The Penguins' NHL2000 patch was black with silver lettering.


Traveling to Japan for the first two games of the 2000-01 season to face the Nashville Predators, the Penguins wore a commemorative GameOne/Japan patch on the right chest of their home (white) and black (road) jerseys.

On Oct. 28, 2000 the Penguins hosted the New Jersey Devils and introduced a new third jersey with an eye for the past. The black sweater featured the popular "skating penguin" logo, which the team wore during its 1991 and 1992 Stanley Cup championship seasons, and the newest color addition, Vegas gold. This black jersey served as the Penguins' third jersey for the 2000-01 and 2001-02 seasons.

In 2002-03, the Penguins introduced a white counterpart to the black "skating penguin" and Vegas gold colored jerseys. These "skating penguin" uniforms served as the Penguins home and road jerseys from 2002-03 to 2006-07.

On Jan. 22, 2007 during the NHL All-Star break, the NHL and Reebok unveiled the new Rbk EDGE Uniform System. The Penguins' jerseys now feature thicker Vegas gold side sections, while the black and white body portions of the jersey go all the way to the bottom hem. The cuffs and underarms and black on the white-based jerseys and are white on the black-based uniforms. Additional Vegas gold inserts appear on the sleeves just below the numbers. The NHL shield also has moved from the back right hem to the base of the front neckline.

The Penguins wore retro jerseys when they battled the Sabres at the NHL Winter Classic on Jan. 1, 2008 at Ralph Wilson Stadium. The Penguins wore powder blue jerseys patterned after the 1968-69 uniforms. The jersey featured the Penguins logo inside a circle. There was a wide band of white trimmed in dark blue around each sleeve and the bottom with white shoulder yokes. The jersey became the club's official alternate third jersey.

*Tom Barrasso (1999)**Alexei Kovalev (2002)**Sergei Gonchar (2006)**Jordan Staal (2006)**Evgeni Malkin (2007)**Marc-Andre Fleury (2008)**Sidney Crosby (2008)**Evgeni Malkin (2011)*

In 2010-11 the Penguins released a new Winter Classic uniform for their showdown with the Washington Capitals Jan. 1 at Heinz Field. Predominantly navy blue with light blue striped accents on the elbows and bottom, the jersey served as another alternate uniform for the season. The jerseys featured the team's inaugural skating penguin logo (which hadn't previously been worn on the jersey) on the crest and lace-up collar at the base of the neck.

UNIFORM NUMBERS

- 1** Hank Bassen, Joe Daley, Paul Hoganson, Cam Newton, Roy Edwards, Jim Rutherford, Bob Johnson, Gordon Laxton, Denis Herron, Rob Holland, Paul Harrison, Steve Guenette, Pat Riggan, Wendell Young, Rob Dopson, Peter Skudra, Johan Hedberg, John Curry, **Brent Johnson**
- 2** Leo Boivin, Duane Rupp, Bob Paradise, Ed Van Impe, Tom Edur, Tom Bladon, Pat Price, Gilles Lupien, Brian Lundberg, Phil Bourque, Greg Fox, Joe McDonnell, Todd Charlesworth, Chris Dahlquist, Jim Paek, Chris Tamer, Josef Melichar, Hal Gill, Nate Guenin, **Matt Niskanen**
- 3** Al MacNeil, John Arbour, Bob Woytowich, Tim Horton, Jack Lynch, Ron Stackhouse, Bennett Wolf, Norm Schmidt, Doug Bodger, Jim Kyte, Jim Paek, Grant Jennings, Sergei Zubov, Stefan Bergkvist, Dan Trebil, Marc Bergevin, Jamie Pushor, Steve Poapst, Mark Eaton, Alex Goligoski
- 4** Noel Price, Bob Blackburn, Dave Burrows, Dale Tallon, Paul Baxter, Marty McSorley, Phil Bourque, Greg Fox, Chris Dahlquist, Dwight Schofield, Larry Murphy, Gord Dineen, Greg Andrusak, Greg Hawgood, Corey Foster, Kevin Hatcher, Jeff Norton, Bobby Dollas, Jamie Pushor, Mike Wilson, Dan Focht, Cory Cross, Noah Welch, Rob Scuderi, Jordan Leopold, **Zbynek Michalek**
- 5** Dick Mattiussi, Ted Lanyon, Bryan Watson, Ab DeMarco, Barry Wilkins, Steve Lyon, Mario Faubert, Lex Hudson, Ron Meighan, Bryan Maxwell, Mike Rowe, Ville Siren, Gord Dineen, Ulf Samuelsson, Brad Werenka, Janne Laukkanen, Patrick Boileau, Rob Scuderi, Darryl Sydor, **Deryk Engelland**
- 6** Dunc McCallum, Tracy Pratt, Sheldon Kannegiesser, Ron Jones, Colin Campbell, Tom Price, Kim Clackson, Bennett Wolf, Errol Thompson, Greg Hotham, Jim Johnson, Todd Charlesworth, Scott Young, Jeff Chychrun, Peter Ahola, Mike Ramsey, Drake Berehowsky, Neil Wilkinson, Bob Boughner, Mike Wilson, Rick Berry, Richard Lintner, Nolan Baumgartner, Martin Strbak, Ryan Whitney, Joel Kwiatkowski, **Ben Lovejoy**
- 7** Art Stratton, Lou Angotti, Bryan Hextall, Steve Durbano, Russ Anderson, Rick MacLeish, Ian Turnbull, Rod Buskas, Joe Mullen, Andrew Ference, Kelly Buchberger, Matt Hussey, Michel Ouellet, Mark Eaton, **Paul Martin**
- 8** Val Fonteyne, Jim Wiley, Rick Kehoe, Hartland Monahan, Dave Schultz, Mike Meeker, Bob Stewart, Dave Burrows, Randy Boyd, Tom O'Regan, Petteri Lehto, Terry Ruskowski, Perry Ganchar, Bryan Smolinski, Kevin Miller, Garry Valk, Bobby Dollas, Hans Jonsson, Matt Bradley, Mark Recchi, Andrew Hutchinson
- 9** Andy Bathgate, Charlie Burns, Billy Hicke, Al McDonough, Chuck Arnason, Simon Nolet, Blair Chapman, Mark Johnson, Stan Jonathan, Rich Sutter, Ron Flockhart, John Chabot, Wilf Paiement, Andrew McBain, Tony Tanti, Ron Francis, Len Barrie, Dan Quinn, Greg Johnson, German Titov, Rene Corbet, Jeff Toms, Rico Fata, Andy Hilbert, **Pascal Dupuis**
- 10** Earl Ingarfield, George Swarbrick, Keith McCreary, Robin Burns, Ted Snell, Pierre Larouche, Peter Lee, Gary Rissling, Bob Errey, Wayne Babych, Ron Duguay, Dan Quinn, Barry Pederson, Ron Francis, Ville Nieminen, John LeClair, Gary Roberts, **Mark Letestu**
- 11** Gene Ubriaco, Tracy Pratt, Nick Harbaruk, Bernie Lukowich, Vic Hadfield, John Flesch, Tom Cassidy, George Ferguson, Anders Hakansson, Rocky Saganuik, Tim Tookey, Troy Loney, Dwight Mathiasen, Lee Giffin, Alain Lemieux, Warren Young, John Cullen, Alek Stojanov, Shawn Antoski, Darius Kasparaitis, Alexandre Daigle, Lasse Pirjeta, Guillaume Lefebvre, **Jordan Staal**
- 12** Ken Schinkel, Blaine Stoughton, Kelly Pratt, Greg Malone, Mitch Lamoureux, Dean DeFazio, Tom O'Regan, Tom Roulston, Bob Errey, Larry Depalma, Troy Murray, Chris Wells, Richard Park, Sean Pronger, Martin Sonnenberg, Billy Tibbetts, Michal Sivek, Ryan Malone, Chris Bourque, Brett Sterling
- 13** Jim Hamilton, Charlie Simmer, Alex Goligoski, Bill Guerin
- 14** Billy Dea, Rick Kessel, Ron Snell, Lowell MacDonald, Rene Robert, Wayne Bianchin, Nick Libett, Doug Shedden, Dan Quinn, Chris Kontos, Bryan Erickson, Jock Callander, Gordie Roberts, Dave Tippet, Markus Naslund, Ladislav Karabin, Mike Hudson, Brad Lauer, Stu Barnes, Pat Falloon, Milan Kraft, Shane Endicott, Chris Minard, **Chris Kunitz**
- 15** Bob Dillabough, Billy Harris, George Swarbrick, Steve Cardwell, Lowell MacDonald, Yvon Labre, Brian McKenzie, Rick Kessel, Bob McManama, Stan Gilbertson, Pat Boutette, Gary Rissling, Randy Cunneynworth, Dave Capuano, Doug Smith, Randy Gilhen, Shawn McEachern, Dmitri Mironov, Josef Beranek, Robert Dome, Roman Simicek, Wayne Primeau, Brian Holzinger, Niklas Nordgren, Michael Zigomanis, **Dustin Jeffrey**
- 16** Wayne Hicks, Ron Snell, Glen Sather, Sheldon Kannegiesser, Ron Lalonde, Lew Morrison, Derek Sanderson, Kim Davis, Mike Meeker, Gary McAdam, Bennett Wolf, Marc Chorney, Bryan Maxwell, Mark Taylor, Jim McGeough, Kevin LaVallee, Charlie Simmer, Steve Gotaas, Jay Caufield, Mike Hudson, Joe Dziedzic, Eddie Olczyk, Jeff Serowik, Dennis Bonvie, Kris Beech, Erik Christensen, Paul Bissonnette, Chris Conner
- 17** Billy Speer, Bill LeCaine, Ron Schock, Rick Kehoe, Lee Giffin, Brad Aitken, Tomas Sandstrom, Peter Ferraro, Brian Bonin, Tom Chorske, Toby Petersen, Matt Murley, Karl Stewart, Petr Sykora, Mike Rupp

- 18** George Konik, Wally Boyer, Lowell MacDonald, Ross Lonsberry, Kevin McClelland, Tom Roulston, Craig Simpson, Jimmy Mann, Mark Recchi, Richard Zemlak, Jeff Daniels, Ken Priestlay, Francois Leroux, Garry Valk, Patrick Lebeau, Ryan Savoia, Josef Beranek, Shean Donovan, Steve Webb, Eric Boguniecki, Dominic Moore, Adam Hall, Marian Hossa, Chris Conner, **James Neal**
- 19** Bob Rivard, Jean Pronovost, Dale Tallon, Greg Sheppard, Rick MacLeish, Grant Sasser, Arto Javananien, Willy Lindstrom, Dave McLlwain, Randy Gilhen, Bryan Trottier, Vladimir Vujtek, Rico Fata, Ramzi Abid, Ryan Whitney, Mike Comrie
- 20** Ab McDonald, Bob Woytowich, Dean Prentice, Robin Burns, John Stewart, Steve Cardwell, Yvon Labre, Jacques Cossette, Yves Bergeron, Pete Mahovich, Paul Marshall, Gregg Sheppard, Paul Gardner, Gary Rissling, Moe Mantha, Dave Hunter, Dave Hannan, Perry Gancher, Jamie Leach, Jeff Daniels, Luc Robitaille, Bryan Smolinski, Stu Barnes, Greg Johnson, Roman Oksiuta, Robert Lang, Mathias Johansson, Mike Eastwood, Colby Armstrong, Janne Pesonen
- 21** Keith McCreary, Michel Briere
- 22** Paul Andrea, Greg Polis, Bob Kelly, Brian Spencer, Kim Davis, Mike Bullard, Neil Belland, Dwight Mathiasen, Jim McGeough, Chris Joseph, Wayne Van Dorp, Steve Dykstra, Paul Stanton, Rick Tocchet, Norm Maciver, Jason Woolley, Sven Butenschon, Dan LaCouture, Randy Robitaille, Matt Murley, Ric Jackman, Chris Thorburn, Jeff Taffe, Tim Wallace
- 23** Bill Speer, Mel Pearson, Ted Lanyon, Jean Guy Legace, Doug Barrie, Rick Kessel, John Stewart, Bob Leiter, Eddie Shack, Larry Bignell, Nelson DeBenedet, Ed Gilbert, Jim Hamilton, Rod Schutt, Gary Rissling, Doug Lecuyer, Rich Sutter, Andy Brickley, Wally Weir, Randy Hillier, Kjell Samuelsson, Paul Stanton, Chris Joseph, Domenic Pittis, Fredrik Olausson, Victor Ignatjev, Steve Leach, John Jakopin, Dan Trebil, Steve McKenna, Shane Endicott, Eric Boguniecki, Chris Conner, Alexei Ponikarovsky, **Ryan Craig**
- 24** Gary Swain, Rod Zaine, Tim Horton, Eddie Schack, Jean Guy Lagace, Larry Bignell (playoffs only), Mario Faubert, Don Awrey, Bob Paradise, Pat Hughes, Marc Chorney, Pat Graham, Rob Garner, Ted Bulley, Kevin McCarthy, Roger Belanger, Dwight Mathiasen, Troy Loney, Doug Brown, Ian Moran, Lyle Odelein, Kris Beech, **Matt Cooke**
- 25** Bill Speer, Robin Burns, John Stewart, Darryl Edestrand, Nick Beverly, Dennis Owchar, Greg Redquest, Tom Cassidy, Tom Price, Randy Carlyle, Kevin McCarthy, Ted Nolan, Norm Schmidt, Alek Stojanov, Dan Kesa, Jeff Norton, Kevin Stevens, Marc Bergevin, Maxime Talbot
- 26** Jim Morrison, Dunc McCallum, Mike McMahon, Syl Apps, Pete Mahovich, Orest Kindrachuk, Paul Mulvey, Steve Gatzos, Troy Loney, Ted Bulley, Wayne Babych, Mike Blaisdell, Mark Kachowski, Mike Stapleton, Richard Park, Dave McLlwain, Petr Klima, Darius Kasparaitis, Garry Valk, Frantisek Kucera, Kent Manderville, Landon Wilson, Ronald Petrovicky, Ruslan Fedotenko, **Eric Tangradi**
- 27** Jim Morrison, Joe Noris, Jim Shires, Hank Nowak, Yves Bergeron, Pete LaFramboise, Mike Corrigan, Jacques Cossette, Rod Schutt, Todd Charlesworth, Gilles Meloche, Scott Bjugstad, Gilbert Delorme, Jamie Leach, Glen Murray, Eddie Olczyk, Alexei Kovalev, Georges Laraque, **Craig Adams**
- 28** Ron Stackhouse, Harvey Bennett, Mario Faubert, Gene Carr, Tom Price, Jim Hamilton, Bob Simpson, Tim Hrynewich, Rocky Saganiuk, Bruce Crowder, Robert Geale, Steve Gatzos, Dan Frawley, Gordie Roberts, Kjell Samuelsson, Greg Andrusak, Jeff Christian, Craig Muni, Dan Kesa, Todd Hlushko (playoffs only), Michal Rozsival, Matt Hussey, Jani Rita, Nils Ekman, Adam Hall, Eric Godard
- 29** Al Smith, Jim Rutherford, Denis Herron, Andy Brown, Gary Inness, Bob Stumpf, Dunc Wilson, Greg Millen, Michel Dion, Phil Bourque, Markus Naslund, Tyler Wright, Krzysztof Oliwa, Brooks Orpik, **Marc-Andre Fleury**
- 30** Les Binkley, Marv Edwards, Cam Newton, Andy Brown, Gary Inness, Bob Taylor, Gordon Laxton, Paul Gardner, Kim Davis, Gary Edwards, Roberto Romano, Steve Guenette, Alain Chevrier, Francois Leroux, Philippe DeRouville, Jean-Sebastien Aubin, Dany Sabourin
- 31** Michel Plasse, Nick Ricci, Vincent Tremblay, Brian Ford, Carl Mokosak, Rick Tabaracci, Tom Barrasso, Ken Wregget, Ron Tugnutt, Rich Parent, Sebastien Caron
- 32** Dave Hannan, Dave Goertz, Dwight Mathiasen, Pat Mayer, Peter Taglianetti, John Slaney, Harry York, Greg Crozier, Dick Tarnstrom, Alain Nasreddine, Chris Minard, Mathieu Garon
- 33** Tony Feltrin, Bob Simpson, Rocky Saganiuk, Bob Gladney, Doug Bodger, Mike Rowe, Mitch Wilson, Zarley Zalapski, Bryan Fogarty, Marty McSorley, Jim McKenzie, Stefan Bergkvist, Alex Hicks, Dan LaCouture, Guillaume Lefebvre, Reid Simpson, Ziggy Palffy, Eric Cairns, Ryan Stone
- 34** Andre St. Laurent, Tom Thornbury, Greg Tebbutt, Randy Hillier, Ted Nolan, Todd Charlesworth, Lee Giffin, Dwight Mathiasen, Scott Young, Dave Michayluk (playoffs only), Greg Brown, Rusty Fitzgerald, Jeff Christian, Peter Popovic, Garth Snow, Ross Lupaschuk, Ramzi Abid, Jonathan Filewich
- 35** Roberto Romano, Warren Young, Darren Lowe, Ron Duguay, Brad Aitken, Tom Barrasso, Ty Conklin
- 36** Jock Callander, Pat Neaton, Greg Andrusak, Corey Foster, Brad Lauer, J.J. Daigneault, Matthew Barnaby, Tom Kostopoulos, Andre Roy, Connor James, John Curry

37 Justin Duberman, Ladislav Karabin, Ian Moran (playoffs only), Greg Andrusak, Norm Maciver, Kip Miller, Tom Kostopoulos, Mikael Samuelsson, Ryan VandenBussche, Jarkko Ruutu, Bill Thomas, **Brian Strait**

38 Scott Gruhl, Jiri Hrdina, Peter Allen, Andreas Johansson, Jan Hrdina, Jeff Taffe, Jonathan Filewich, Mark Letestu, **Nick Johnson**

39 Mike Needham, Peter Allen, Joel Bouchard, Jon Sim, Chris Minard, Luca Caputi

40 Frank Pietrangelo, Patrick Lalime, Andy Chiodo, **Alexander Pechurskiy**

41 Shane Endicott, Jocelyn Thibault, Nathan Smith, Martin Skoula

42 Tuomas Gronman, Dustin Jeffrey, Nick Johnson, Corey Potter

43 Jeff Daniels, Tomas Surovy, Philippe Boucher

44 Todd Nelson, Drake Berehowsky, Ed Patterson, Rob Brown, Stephane Richer, **Brooks Orpik**

45 Mike Needham (playoffs only), Glen Mulvenna, Peter Ferraro, Martin Sonnenberg, Rob Scuderi, **Arron Asham**

46 Victor Ignatjev, Pavel Skrbek, Jeff Toms, **Joe Vitale**

47 Chris Ferraro, Maxim Galanov, Kent Manderville, Michal Sivek, Micki DuPont, Tim Brent

48 Sven Butenschon, Jeff Serowik, Konstantin Koltsov, **Tyler Kennedy**

49 Greg Andrusak, Matt Hussey

50 Martin Brochu

51 Dave Roche

52 Rusty Fitzgerald

55 Larry Murphy, Drake Berehowsky, Ric Jackman, Sergei Gonchar

56 Sergei Zubov, Eric Tangradi

57 Chris Ferraro, Shawn Heins

58 **Kris Letang**

59 Robert Dome, Michel Ouellet

61 Luca Caputi

63 Tim Wallace

65 Ben Lovejoy

66 Mario Lemieux

67 Alex Goligoski, Paul Bissonnette

68 Jaromir Jagr

71 Jiri Slegr, Konstantin Koltsov, **Evgeni Malkin**

72 Jeff Christian, Eric Meloche, Alex Kovalev

74 Jay McKee

76 Richard Park

77 Paul Coffey

81 Miroslav Satan

82 Martin Straka

85 Petr Klima

87 **Sidney Crosby**

92 Rick Tocchet

93 Petr Nedved

95 Aleksey Morozov

HONORS/AWARDS

PROFESSIONAL HOCKEY HALL OF FAME

Red Kelly	1969
Tim Horton	1977
Andy Bathgate	1978
Leo Boivin	1986
William 'Scotty' Bowman	1991
Bob Johnson	1992
Mario Lemieux	1997
Bryan Trottier	1997
Joe Mullen	2000
Craig Patrick	2001
Paul Coffey	2004
Larry Murphy	2004
Herb Brooks	2006
Ron Francis	2007
Luc Robitaille	2009

U.S. HOCKEY HALL OF FAME

Bob Paradise	1989
Herb Brooks	1990
Bob Johnson	1991
Jack Kelley	1993
Craig Patrick	1996
Joe Mullen	1998
Gordie Roberts	1999
Mike Ramsey	2002
Mark Johnson	2004
Tom Barrasso	2009
John LeClair	2009
Kevin Hatcher	2010

RETIRED NUMBERS

Michel Briere	21
Mario Lemieux	66

50 GOAL CLUB

Pierre Larouche	1975-76
Jean Pronovost	1975-76
Rick Kehoe	1980-81
Mike Bullard	1983-84
Mario Lemieux	1986-87, 1987-88, 1988-89, 1992-93, 1995-96, 1996-97
Kevin Stevens	1991-92, 1992-93
Jaromir Jagr	1995-96, 2000-01
Sidney Crosby	2009-10

100 POINT CLUB

Pierre Larouche	1975-76
Jean Pronovost	1975-76
Mario Lemieux	1984-85, 1985-86, 1986-87, 1987-88, 1988-89, 1989-90, 1991-92, 1992-93, 1995-96, 1996-97
Rob Brown	1988-89
Paul Coffey	1988-89, 1989-90
Mark Recchi	1990-91
Kevin Stevens	1991-92, 1992-93
Rick Tocchet	1992-93
Ron Francis	1992-93, 1995-96
Jaromir Jagr	1995-96, 1997-98, 1998-99, 2000-01
Sidney Crosby	2005-06, 2006-07, 2008-09, 2009-10
Evgeni Malkin	2007-08, 2008-09

ART ROSS TROPHY

Mario Lemieux	1988, 1989, 1992, 1993, 1996, 1997
Jaromir Jagr	1995, 1998, 1999, 2000, 2001
Sidney Crosby	2007
Evgeni Malkin	2009

HART MEMORIAL TROPHY

Mario Lemieux	1988, 1993, 1996
Jaromir Jagr	1999
Sidney Crosby	2007

ROCKET RICHARD TROPHY

Sidney Crosby	2010
----------------------	-------------

LADY BYNG TROPHY

Rick Kehoe	1981
Ron Francis	1995, 1998

CONN SMYTHE TROPHY

Mario Lemieux	1991, 1992
Evgeni Malkin	2009

CALDER MEMORIAL TROPHY

Mario Lemieux	1985
Evgeni Malkin	2007

JAMES NORRIS TROPHY

Randy Carlyle	1981
---------------	------

FRANK J. SELKE TROPHY

Ron Francis	1995
-------------	------

BILL MASTERTON TROPHY

Lowell MacDonald	1973
Mario Lemieux	1993

LESTER B. PEARSON AWARD

Mario Lemieux	1986, 1988, 1993, 1996
Jaromir Jagr	1999, 2000
Sidney Crosby	2007

JACK ADAMS AWARD

Dan Bylsma	2011
------------	------

MARK MESSIER LEADERSHIP AWARD

Sidney Crosby	2010
----------------------	-------------

DODGE PERFORMER OF THE YEAR

Mario Lemieux	1988, 1989
---------------	------------

DODGE PERFORMANCE OF THE YEAR

Mario Lemieux	1988
---------------	------

DODGE RAM TOUGH AWARD

Mario Lemieux	1989
---------------	------

PRO SET NHL PLAYER OF THE YEAR

Mario Lemieux	1992
---------------	------

NHL PLUS/MINUS AWARD

Mario Lemieux	1993
Ron Francis	1995

NHL FIRST-TEAM ALL-STAR

Randy Carlyle - D	1981
Mario Lemieux - C	1988, 1989, 1993, 1996, 1997
Paul Coffey - D	1989
Kevin Stevens - LW	1992
Jaromir Jagr - RW	1995, 1996, 1998, 1999, 2000, 2001
Sidney Crosby - C	2007
Evgeni Malkin - C	2008, 2009

NHL SECOND-TEAM ALL-STAR

Mario Lemieux - C	1986, 1987, 1992, 2001
Paul Coffey - D	1990
Kevin Stevens - LW	1991, 1993
Tom Barrasso - G	1993
Larry Murphy - D	1993, 1995
Jaromir Jagr - RW	1997
Sidney Crosby - C	2010

NHL ALL-ROOKIE TEAM

Mario Lemieux - C	1985
Warren Young - LW	1985
Zarley Zalapski - D	1989
Jaromir Jagr - RW	1991
Patrick Lalime - G	1997
Sebastien Caron - G	2003
Ryan Malone - LW	2004
Sidney Crosby - C	2006
Evgeni Malkin - C	2007
Jordan Staal - C	2007

ALL-STAR GAME

SEASON	SITE	TEAM	PLAYER	G/MP	A	PTS/GA
2010-11	Carolina	Eastern Conference	Sidney Crosby*\$	--	--	--
			Marc-Andre Fleury*	20	--	4
			Kris Letang*	2	0	2
			Evgeni Malkin*\$	--	--	--
2009-10	No Game Played					
2008-09	Montreal	Eastern Conference	Sidney Crosby*\$	--	--	--
			Evgeni Malkin*	1	0	1
2007-08	Atlanta	Eastern Conference	Sidney Crosby*\$	--	--	--
			Evgeni Malkin#	0	2	2
			Sergei Gonchar	0	0	0
2006-07	Dallas	Eastern Conference	Sidney Crosby*	0	0	0
2005-06	No Game Played					
2004-05	No Game Played					
2003-04	Minnesota	Eastern Conference	No Penguins Selected			
2002-03	Sunrise, FL	Eastern Conference	Alexei Kovalev	0	0	0
			Mario Lemieux\$	--	--	--
2001-02	Los Angeles	North America	Mario Lemieux	1	0	1
2000-01	Denver	World	Jaromir Jagr*\$	--	--	--
		World	Alexei Kovalev	1	1	2
		North America	Mario Lemieux	1	1	2
1999-00	Toronto	World	Jaromir Jagr*	1	0	1
1998-99	Tampa Bay	World	Jaromir Jagr*	0	1	1
		World	Martin Straka	0	0	0
1997-98	Vancouver	World	Jaromir Jagr	1	0	1
1996-97	San Jose	Eastern Conference	Mario Lemieux*	2	1	3
		Eastern Conference	Kevin Hatcher	0	0	0
		Eastern Conference	Jaromir Jagr*\$	--	--	--
1995-96	Boston	Eastern Conference	Mario Lemieux*	0	2	2
		Eastern Conference	Jaromir Jagr*	1	0	1
		Eastern Conference	Ron Francis	0	1	1
1994-95	No Game Played					
1993-94	New York (MSG)	Eastern Conference	Jaromir Jagr\$	--	--	--
		Eastern Conference	Larry Murphy	0	0	0
		Eastern Conference	Joe Mullen	1	1	2
1992-93	Montreal	Wales Conference	Mario Lemieux*\$	--	--	--
		Wales Conference	Kevin Stevens*	1	2	3
		Wales Conference	Jaromir Jagr*	1	1	2
		Wales Conference	Rick Tocchet&	2	0	2
1991-92	Philadelphia	Wales Conference	Mario Lemieux*	0	1	1
		Wales Conference	Paul Coffey*	0	0	0
		Wales Conference	Kevin Stevens*	1	0	1

* - Voted to starting lineup \$ - Missed game due to injury & - Named to replace Lemieux

- Named to replace Crosby

SEASON	SITE	TEAM	PLAYER	G/MP	A	PTS/GA
1990-91	Chicago	Wales Conference	Jaromir Jagr*	0	1	1
		Wales Conference	Bryan Trottier	1	0	1
		Wales Conference	Paul Coffey*	0	0	0
		Wales Conference	John Cullen	0	1	1
		Wales Conference	Mark Recchi	0	0	0
		Wales Conference	Kevin Stevens	1	0	1
1989-90	Pittsburgh	Wales Conference	Paul Coffey	0	2	2
		Wales Conference	Mario Lemieux* (MVP)	4	0	4
1988-89	Edmonton	Wales Conference	Rob Brown	0	0	0
		Wales Conference	Paul Coffey*	0	0	0
		Wales Conference	Mario Lemieux*	1	1	2
1987-88	St. Louis	Wales Conference	Paul Coffey*	0	0	0
		Wales Conference	Mario Lemieux* (MVP)	3	3	6
1986-87	Quebec (2 gms)	NHL ALL-STARS	Mario Lemieux*	0	3	3
1985-86	Hartford	Wales Conference	Mario Lemieux*	0	0	0
1984-85	Calgary	Wales Conference	Mario Lemieux* (MVP)	2	1	3
1983-84	New Jersey	Wales Conference	Mike Bullard	0	0	0
1982-83	New York (LI)	Wales Conference	Rick Kehoe	0	0	0
1981-82	Washington	Wales Conference	Randy Carlyle	0	1	1
		Wales Conference	Michel Dion	30	--	2
1980-81	Los Angeles	Wales Conference	Randy Carlyle	0	0	0
		Wales Conference	Rick Kehoe	0	1	1
1979-80	Detroit	Wales Conference	Ron Stackhouse	1	0	1
1978-79	New York (MSG)	NHL ALL-STARS	No Penguins Selected			
1977-78	Buffalo	Wales Conference	Jean Pronovost	0	0	0
1976-77	Vancouver	Wales Conference	Jean Pronovost	0	0	0
1975-76	Philadelphia	Wales Conference	Dave Burrows	0	0	0
		Wales Conference	Pierre Larouche	0	0	0
		Wales Conference	Jean Pronovost	0	0	0
1974-75	Montreal	Wales Conference	Syl Apps (MVP)	2	0	2
		Wales Conference	Jean Pronovost	0	0	0
1973-74	Chicago	Western Conference	Dave Burrows	0	0	0
		Western Conference	Lowell MacDonald	1	1	2
		Western Conference	Al McDonough	1	0	1
1972-73	New York (MSG)	Western Conference	Lowell MacDonald	0	1	1
		Western Conference	Greg Polis (MVP)	2	0	2
1971-72	Bloomington, MN	Western Conference	Greg Polis	0	0	0
1970-71	Boston	Western Conference	Greg Polis	0	0	0
1969-70	St. Louis	Western Conference	Dean Prentice	1	0	1
		Western Conference	Bob Woytowich	0	1	1
1968-69	Montreal	Western Conference	Ken Schinkel	0	0	0
1967-68	Toronto	NHL ALL-STARS	Ken Schinkel	0	0	0

* - Voted to starting lineup \$ - Missed game due to injury & - Named to replace Lemieux

- Named to replace Crosby

ATTENDANCE

REGULAR SEASON

YEAR	ATTENDANCE	# of DATES	AVG. ATTENDANCE	SELLOUTS	CAPACITY
1967-68	274,049	37	7,407	0	12,580
1968-69	228,285	38	6,008	0	12,580
1969-70	265,936	38	6,998	0	12,580
1970-71	377,182	39	9,671	3	12,580
1971-72	375,711	39	9,634	5	12,580
1972-73	436,601	39	11,195	7	12,866
1973-74	396,197	39	10,159	4	13,431
1974-75	448,977	40	11,224	11	13,404
1975-76	458,198	40	11,455	0	16,402
1976-77	401,580	40	10,040	1	16,404
1977-78	421,933	40	10,548	2	16,033
1978-79	457,209	40	11,430	3	16,033
1979-80	426,156	40	10,653	2	16,033
1980-81	413,407	40	10,335	0	16,033
1981-82	451,965	40	11,299	5	16,033
1982-83	336,300	40	8,408	1	16,033
1983-84	273,550	40	6,839	0	16,033
1984-85	400,711	40	10,018	4	16,033
1985-86	503,020	40	12,576	13	16,033
1986-87	598,614	40	14,965	26	16,033
1987-88	606,638	40	15,166	26	16,168
1988-89	629,345	40	15,734	34	16,025
1989-90	640,700	40	16,018	34	#16,015
1990-91	637,072	40	15,927	28	16,164
1991-92	639,736	40	15,993	32	16,164
1992-93	660,290	41	16,105	30	16,164
1993-94	685,589	41	16,714	11	17,537
1994-95	386,599	24	16,108	9	17,181
1995-96	665,790	41	16,239	20	17,181
1996-97	684,346	41	16,691	21	17,181
1997-98	617,815	41	15,069	7	16,958
1998-99	607,822	41	14,825	5	16,958
1999-00	636,199	41	15,517	13	16,958
2000-01	655,926	40	16,398	26	16,958
2001-02	641,641	41	15,650	18	16,958
2002-03	604,970	41	14,755	8	16,958
2003-04	486,961	41	11,877	1	16,940
2005-06	647,975	41	15,804	12	16,940
2006-07	673,422	41	16,424	30	16,940
2007-08	700,193	41	17,078	*41	16,940
2008-09	682,298	40	17,058	40	16,940
2009-10	700,211	41	17,078	*41	16,940
2010-11	*729,628	40	*18,241	40	18,087

* Club Record

Capacity increased to 16,236 after home game #25

PLAYOFFS

YEAR	ATTENDANCE	# of DATES	AVG. ATTENDANCE	SELLOUTS
1969-70	53,592	5	10,718	2
1971-72	25,515	2	12,758	1
1974-75	66,833	5	13,367	4
1975-76	13,626	1	13,626	0
1976-77	25,967	2	12,984	0
1978-79	45,702	3	15,234	2
1979-80	26,901	2	13,451	0
1980-81	26,688	2	13,344	0
1981-82	25,457	2	12,729	0
1988-89	96,150	6	16,025	6
1990-91	*210,132	*13	16,164	*13
1991-92	161,640	10	16,164	10
1992-93	129,312	8	16,164	8
1993-94	46,412	3	15,471	0
1994-95	114,894	7	16,413	2
1995-96	171,597	10	17,159	9
1996-97	34,710	2	17,355	2
1997-98	48,437	3	16,146	1
1998-99	99,787	6	16,631	4
1999-00	84,924	5	16,984	4
2000-01	137,184	8	17,148	8
2006-07	34,264	2	17,132	2
2007-08	188,452	11	17,132	11
2008-09	188,452	11	17,132	11
2009-10	119,924	7	17,132	7
2010-11	73,939	4	*18,485	4

* Club Record

TRAINING CAMP

SITES AND RECORDS BY YEAR

YEAR	SITE	PRESEASON RECORD
1967-68	Brantford, Ont.	4-1-1
1968-69	Brantford, Ont.	1-5-2
1969-70	Brantford, Ont.	4-1-2
1970-71	Brantford, Ont.	4-3-2
1971-72	Brantford, Ont.	3-2-3
1972-73	Brantford, Ont.	5-4-1
1973-74	Brantford, Ont.	4-2-3
1974-75	Brantford, Ont.	5-4-0
1975-76	Pittsburgh, PA	2-3-3
1976-77	Pittsburgh, PA	7-3-0
1977-78	Pittsburgh, PA	4-3-0
1978-79	Pittsburgh, PA	3-5-0
1979-80	Pittsburgh, PA	3-4-1
1980-81	Pittsburgh, PA	1-3-2
1981-82	Erie/Johnstown, PA	4-1-2
1982-83	Johnstown, PA	1-3-3
1983-84	Johnstown, PA	3-4-1
1984-85	Pittsburgh, PA	2-4-0
1985-86	Pittsburgh, PA	1-5-0
1986-87	Pittsburgh, PA	2-6-0
1987-88	Pittsburgh, PA	5-1-2
1988-89	Pittsburgh, PA	6-3-0
1989-90	Pittsburgh, PA	4-5-1
1990-91	Pittsburgh, PA	7-2-0
1991-92	Pittsburgh, PA/Denver, CO	4-3-2
1992-93	Pittsburgh, PA	3-5-1
1993-94	Pittsburgh, PA	5-4-0
1994-95	Pittsburgh, PA	3-5-1
1995-96	Canonsburg, PA	3-5-1
1996-97	Canonsburg, PA	2-6-1
1997-98	Canonsburg, PA	4-4-0
1998-99	Canonsburg, PA	4-2-3
1999-00	Canonsburg, PA	2-3-0-1
2000-01	Canonsburg/Wilkes-Barre, PA	3-4-0-0
2001-02	Canonsburg/Wilkes-Barre, PA	1-2-3-0
2002-03	Canonsburg/Wilkes-Barre, PA	2-4-1-0
2003-04	Canonsburg, PA	2-4-1-0
2005-06	Pittsburgh/Wilkes-Barre, PA	2-6-2
2006-07	Pittsburgh, PA/Moncton/New Brunswick	2-2-3
2007-08	Pittsburgh, PA	1-3-2
2008-09	Pittsburgh, PA	4-0-1
2009-10	Pittsburgh, PA	1-4-1
2010-11	Pittsburgh, PA	5-1-0

TEAM AWARDS

MICHEL BRIERE MEMORIAL TROPHY - ROOKIE OF THE YEAR

The Michel Briere Memorial Trophy is awarded to the Penguins player judged to be the best rookie on the team. The trophy is presented in memory of the late Michel Briere, who was an outstanding forward in his only season with the Penguins in 1969-70.

1967-68	Les Binkley	1982-83	Dave Hannan	1997-98	Peter Skudra
1968-69	Jean Pronovost	1983-84	Roberto Romano	1998-99	Jan Hrdina
1969-70	Michel Briere	1984-85	Mario Lemieux	1999-00	Jean-Sebastien Aubin
1970-71	Greg Polis	1985-86	Jim Johnson	2000-01	No Winner
1971-72	Dave Burrows	1986-87	No Winner	2001-02	Johan Hedberg
1972-73	No Winner	1987-88	Rob Brown	2002-03	No Winner
1973-74	Ron Lalonde	1988-89	Zarley Zalapski	2003-04	Ryan Malone
1974-75	Pierre Larouche	1989-90	Mark Recchi	2005-06	Sidney Crosby
1975-76	No Winner	1990-91	Jaromir Jagr	2006-07	Evgeni Malkin & Jordan Staal
1976-77	Greg Malone	1991-92	Jim Paek	2007-08	Kris Letang
1977-78	Peter Lee	1992-93	Shawn McEachern	2008-09	No Winner
1978-79	Greg Millen & Rod Schutt	1993-94	No Winner	2009-10	No Winner
1979-80	Paul Marshall	1994-95	No Winner	2010-11	Mark Letestu
1980-81	Mark Johnson	1995-96	No Winner		
1981-82	Mike Bullard	1996-97	Patrick Lalime		

PLAYERS' PLAYER AWARD

The players hold a vote at the end of the season for the player they feel exemplifies leadership for the team both on and off of the ice, and a player who is dedicated to teamwork.

1967-68	No Award	1981-82	Mike Bullard	1996-97	Joe Mullen
1968-69	Val Fonteyne	1982-83	Pat Boutette	1997-98	Ron Francis
1969-70	Jean Pronovost & Dean Prentice	1983-84	Denis Herron	1998-99	Jaromir Jagr & Martin Straka
1970-71	Jean Pronovost	1984-85	Warren Young	1999-00	Martin Straka
1971-72	Jean Pronovost	1985-86	Terry Ruskowski	2000-01	Martin Straka
1972-73	Lowell MacDonald	1986-87	Dan Quinn & Terry Ruskowski	2001-02	Alexei Kovalev & Ian Moran
1973-74	Jean Pronovost	1987-88	Mario Lemieux	2002-03	No Winner Announced
1974-75	Ron Schock	1988-89	Randy Hillier	2003-04	Kelly Buchberger
1975-76	Jean Pronovost	1989-90	Randy Hillier	2005-06	John LeClair
1976-77	Denis Herron	1990-91	Mark Recchi	2006-07	Mark Recchi
1977-78	Denis Herron	1991-92	Joe Mullen	2007-08	Ryan Malone
1978-79	Greg Malone	1992-93	Mario Lemieux	2008-09	Eric Godard
1979-80	Rick Kehoe	1993-94	Ron Francis	2009-10	Jordan Staal
1980-81	Rick Kehoe	1994-95	Ron Francis	2010-11	Brooks Orpik
		1995-96	Ron Francis		

A.T. CAGGIANO MEMORIAL BOOSTER CLUB AWARD

Presented in the memory of longtime Penguins locker room attendant Anthony "A.T." Caggiano. Booster Club Members vote for the three stars after every home game and tally their votes at the end of the regular season to determine the winner.

1974-75	Vic Hadfield	1986-87	Mario Lemieux	1998-99	Jaromir Jagr
1975-76	Dave Burrows	1987-88	Mario Lemieux	1999-00	Jean-Sebastien Aubin
1976-77	Dunc Wilson	1988-89	Mario Lemieux	2000-01	Alexei Kovalev
1977-78	Denis Herron	1989-90	Mario Lemieux	2001-02	Alexei Kovalev
1978-79	Randy Carlyle	1990-91	Mark Recchi	2002-03	Mario Lemieux
1979-80	George Ferguson	1991-92	Mario Lemieux	2003-04	Ryan Malone
1980-81	Randy Carlyle	1992-93	Mario Lemieux	2005-06	Sidney Crosby
1981-82	Michel Dion	1993-94	Ron Francis	2006-07	Sidney Crosby
1982-83	Michel Dion	1994-95	Jaromir Jagr	2007-08	Evgeni Malkin
1983-84	Mike Bullard	1995-96	Mario Lemieux	2008-09	Evgeni Malkin
1984-85	Mario Lemieux	1996-97	Mario Lemieux	2009-10	Sidney Crosby
1985-86	Mario Lemieux	1997-98	Jaromir Jagr	2010-11	Marc-Andre Fleury

BOB JOHNSON MEMORIAL BADGER BOB AWARD

Presented in the memory of the Penguins' late head coach. The "Badger Bob" Award is presented to the player who, through his performance on the ice, his character and total dedication to his teammates for the success of the team, shows that every day is "A Great Day For Hockey."

1994-95	Ron Francis & Joe Mullen	1998-99	Martin Straka	2001-02	Ian Moran
1995-96	Jaromir Jagr	1999-00	Jiri Sleg	2002-11	No Winner Announced
1996-97	Joe Mullen	2000-01	Martin Straka &		
1997-98	Ron Francis		Darius Kasparaitis		

BAZ BASTIEN MEMORIAL AWARD - GOOD GUY AWARD

The Good Guy Award is presented by the Pittsburgh chapter of the Professional Hockey Writers Association to the player who the local media want to acknowledge for his cooperation throughout the year. The award is presented in the memory of the late Aldege "Baz" Bastien, Penguins general manager from 1976-83.

1983-84	Gary Rissling	1993-94	Joe Mullen	2003-04	Brooks Orpik
1984-85	Gary Rissling	1994-95	Larry Murphy	2005-06	Sidney Crosby
1985-86	Terry Ruskowski	1995-96	Petr Nedved	2006-07	Pittsburgh Penguins team
1986-87	Dan Frawley	1996-97	Ken Wregget	2007-08	Ryan Whitney
1987-88	Randy Cunneyworth	1997-98	Ron Francis	2008-09	Sidney Crosby & Brooks Orpik
1988-89	Jim Johnson	1998-99	Jiri Sleg	2009-10	Sidney Crosby &
1989-90	Troy Loney	1999-00	Rob Brown		Marc-Andre Fleury
1990-91	Phil Bourque	2000-01	Alexei Kovalev	2010-11	Mike Rupp
1991-92	Larry Murphy	2001-02	Johan Hedberg		
1992-93	Kevin Stevens	2002-03	Steve McKenna		

DEFENSIVE PLAYER OF THE YEAR

The award honors the defensive skills of an individual player on the team.

2008-09	Jordan Staal	2009-10	Brooks Orpik	2010-11	Brooks Orpik
---------	--------------	---------	--------------	---------	--------------

THE EDWARD J. DEBARTOLO COMMUNITY SERVICE AWARD

The award recognizes the players who have donated a considerable amount of time during the season to working on community and charity projects.

1991-92	Troy Loney & Phil Bourque	1999-00	Matthew Barnaby & Ian Moran	2006-07	Mark Recchi
1992-93	Jim Paek & Shawn McEachern	2000-01	Bob Boughner	2007-08	Georges Laraque
1993-94	Ken Wregget & Tom Barrasso	2001-02	Andrew Ference	2008-09	Eric Godard
1994-95	Ron Francis & Bryan Trottier	2002-03	Johan Hedberg & Steve McKenna	2009-10	Sidney Crosby
1995-96	Dave Roche	2003-04	Steve McKenna & Rico Fata	2010-11	Max Talbot & Mike Rupp
1996-97	Joe Dziedzic & Chris Tamer	2005-06	Ryan Malone, Marc-Andre Fleury, Colby Armstrong & Ryan Whitney		
1997-98	Chris Tamer & Tyler Wright				
1998-99	Rob Brown & Tyler Wright				

MASTERTON NOMINEE — COMEBACK PLAYER

The Pittsburgh chapter of the Professional Hockey Writers Association votes for the Penguins' Masterton nominee. Each NHL team selects a Masterton candidate from which the overall winner is chosen. The Masterton candidate is nominated as the player who best exemplifies the qualities of perseverance, sportsmanship and dedication to hockey.

1982-83	Greg Malone	1992-93	Mario Lemieux	2002-03	Martin Straka
1983-84	Denis Herron	1993-94	Kevin Stevens	2003-04	Landon Wilson
1984-85	Gary Rissling & Warren Young	1994-95	John Cullen	2005-06	John LeClair
1985-86	Terry Ruskowski	1995-96	Ron Francis	2006-07	Alain Nasreddine
1986-87	Randy Cunneynworth	1996-97	Joe Mullen	2007-08	Ty Conklin
1987-88	Randy Hillier	1997-98	Rob Brown	2008-09	Mark Eaton
1988-89	Phil Bourque	1998-99	Darius Kasparaitis	2009-10	Bill Guerin
1989-90	Mario Lemieux	1999-00	Darius Kasparaitis	2010-11	Deryk Engelland
1990-91	Mario Lemieux	2000-01	Ian Moran		
1991-92	Joe Mullen	2001-02	Stephane Richer		

MOST VALUABLE PLAYER AWARD

Based on the overall contribution the player makes to the team.

1967-68	Les Binkley	1980-81	Randy Carlyle	1995-96	Mario Lemieux
1968-69	Keith McCreary	1981-82	Michel Dion	1996-97	Mario Lemieux
1969-70	Jean Pronovost	1982-83	Doug Shedden	1997-98	Ron Francis & Jaromir Jagr
1970-71	Ron Schock	1983-84	Mike Bullard	1998-99	Jaromir Jagr
1971-72	Jean Pronovost	1984-85	Mario Lemieux	1999-00	Jaromir Jagr
1972-73	Dave Burrows	1985-86	Mario Lemieux	2000-01	Mario Lemieux
1973-74	Syl Apps, Dave Burrows, Jean Pronovost & Lowell MacDonald	1986-87	Mario Lemieux	2001-02	Alexei Kovalev
1974-75	Ron Schock & Ron Stackhouse	1987-88	Mario Lemieux	2002-03	Mario Lemieux
1975-76	Pierre Larouche	1988-89	Mario Lemieux	2003-04	Dick Tarnstrom
1976-77	Dunc Wilson	1989-90	Mario Lemieux	2005-06	Sidney Crosby
1977-78	Pete Mahovlich	1990-91	Mark Recchi	2006-07	Sidney Crosby
1978-79	Ron Stackhouse & Orest Kindrachuk	1991-92	Mario Lemieux	2007-08	Evgeni Malkin
1979-80	George Ferguson	1992-93	Mario Lemieux	2008-09	Evgeni Malkin
		1993-94	Ron Francis	2009-10	Sidney Crosby
		1994-95	Jaromir Jagr	2010-11	Marc-Andre Fleury

1967-68

HIGHLIGHTS

- Andy Bathgate scores the first franchise goal against Rogie Vachon and Montreal on Oct. 11.
- Pittsburgh records the first victory in franchise history on Oct. 13, 3-1 at St. Louis.
- The Penguins record their first home win, 4-2, over Chicago on Oct. 21. They also become the first expansion team to defeat one of the "Original Six."
- Les Binkley records Pittsburgh's first shutout, 1-0, on Nov. 4 at Oakland.
- Ken Schinkel represents the Penguins at the NHL All-Star Game in Toronto.

TRANSACTIONS

- June 6, 1967** - Obtained Paul Andrea, Dunc McCallum and George Konik from the New York Rangers for Larry Jeffrey.
- Feb. 27, 1968** - Obtained Wayne Hicks from Philadelphia for Art Stratton.

GOALTENDERS

GOALIE	W-L-T	GP	MP	GA	SO	GAA
Les Binkley	20-24-10	54	3141	151	6	2.88
Hank Bassen	7-10-3	25	1299	62	1	2.86
TOTALS	27-34-13	74	4440	216	7	2.92

SCORING

PLAYERS	GP	G	A	PTS	PIM
Andy Bathgate	74	20	39	59	55
Ab McDonald	74	22	21	43	38
Art Stratton	70	16	25	41	20
Ken Schinkel	57	14	25	39	19
Earl Ingarfield	50	15	22	37	12
Val Fonteyne	69	6	28	34	0
Gene Ubriaco	65	18	15	33	16
Noel Price	70	6	27	33	48
Paul Andrea	65	11	21	32	2
Billy Dea	73	16	12	28	6
Keith McCreary	70	14	12	26	44
Leo Boivin	73	9	13	22	74
Wayne Hicks	47	6	14	20	8
Bob Dillabough	47	7	12	19	18
Bob Rivard	27	5	12	17	4
Bill Speer	68	3	13	16	44
George Konik	52	7	8	15	26
Al MacNeil	74	2	10	12	58
Dunc McCallum	32	0	2	2	36
Dick Mattiussi	32	0	2	2	18
Mel Pearson	2	0	1	1	0
Ted Lanyon	5	0	0	0	4
Hank Bassen	25	0	0	0	8
Les Binkley	54	0	0	0	0

GAMES

DATE	RESULT	SCORE	OPPONENT
Oct. 11	L	1-2	MONTREAL
Oct. 13	W	3-1	St. Louis
Oct. 14	L	2-4	ST. LOUIS
Oct. 18	T	3-3	MINNESOTA
Oct. 19	L	0-1	Philadelphia
Oct. 21	W	4-2	CHICAGO
Oct. 22	L	4-6	New York
Oct. 25	W	4-1	OAKLAND
Oct. 28	L	3-5	LOS ANGELES
Oct. 29	L	2-4	Boston
Nov. 1	W	4-1	Minnesota
Nov. 4	W	1-0	Oakland
Nov. 8	T	1-1	PHILADELPHIA
Nov. 9	L	1-5	Detroit
Nov. 11	L	1-5	ST. LOUIS
Nov. 15	W	5-0	PHILADELPHIA
Nov. 18	W	5-3	St. Louis
Nov. 22	W	4-1	BOSTON
Nov. 24	L	3-5	Los Angeles
Nov. 25	T	2-2	Oakland
Nov. 29	W	6-1	OAKLAND
Dec. 2	L	1-4	NEW YORK
Dec. 3	L	1-6	Detroit
Dec. 6	L	2-7	Chicago
Dec. 9	W	3-2	Minnesota
Dec. 10	L	4-7	MINNESOTA
Dec. 13	W	2-1	Toronto
Dec. 16	T	1-1	CHICAGO
Dec. 17	L	1-2	Philadelphia
Dec. 21	L	1-4	Los Angeles
Dec. 23	W	4-0	MINNESOTA
Dec. 25	W	4-3	LOS ANGELES
Dec. 27	T	0-0	OAKLAND
Dec. 29	L	1-2	St. Louis
Dec. 30	L	2-5	DETROIT
Jan. 4	W	4-3	LOS ANGELES
Jan. 6	T	2-2	PHILADELPHIA
Jan. 7	L	1-3	Philadelphia
Jan. 10	L	3-4	MONTREAL
Jan. 12	W	4-3	TORONTO
Jan. 13	L	0-7	Toronto
Jan. 17	T	1-1	Oakland

DATE	RESULT	SCORE	OPPONENT
Jan. 18	L	2-3	Los Angeles
Jan. 20	W	8-5	DETROIT
Jan. 21	L	3-4	Minnesota
Jan. 27	L	3-5	LOS ANGELES
Jan. 28	W	1-0	Boston
Jan. 31	L	4-9	St. Louis
Feb. 1	W	2-0	ST. LOUIS
Feb. 3	T	3-3	TORONTO
Feb. 7	W	4-1	Oakland
Feb. 8	L	1-3	Los Angeles
Feb. 10	T	2-2	NEW YORK
Feb. 14	W	6-3	MINNESOTA
Feb. 16	L	1-3	ST. LOUIS
Feb. 17	L	3-4	Montreal
Feb. 21	T	1-1	PHILADELPHIA
Feb. 24	L	1-3	OAKLAND
Feb. 25	W	2-1	Philadelphia
Feb. 27	L	3-5	BOSTON
Mar. 2	T	6-6	OAKLAND
Mar. 6	L	2-4	St. Louis
Mar. 7	T	2-2	Minnesota
Mar. 9	W	3-1	LOS ANGELES
Mar. 13	L	3-4	Chicago
Mar. 16	L	4-6	Montreal
Mar. 17	L	0-3	New York
Mar. 20	W	4-2	ST. LOUIS
Mar. 23	L	0-3	Minnesota
Mar. 24	T	4-4	MINNESOTA
Mar. 26	W	2-1	Los Angeles
Mar. 27	W	7-4	Oakland
Mar. 30	W	2-0	Philadelphia
Mar. 31	W	5-1	PHILADELPHIA

Home games in all CAPS

27-34-13, 5TH, WESTERN DIVISION

1968-69

HIGHLIGHTS

- The Penguins record their first franchise victory in Montreal, 5-2, on Jan. 2.
- Ken Schinkel makes his second appearance in the NHL All-Star Game.
- Keith McCreary scores 25 goals to pace the Penguins.
- The Penguins finish the season with a six-game unbeaten streak (5-0-1).

TRANSACTIONS

- June 11, 1968** - Obtained Lou Angotti from St. Louis for Ab McDonald.
- Nov. 29, 1968** - Obtained Billy Harris from Oakland for Bob Dillabough.
- Jan. 24, 1969** - Obtained Duane Rupp from Minnesota for Leo Boivin.
- Jan. 30, 1969** - Obtained George Swarbrick, Bryan Watson and Tracy Pratt from Oakland for Earl Ingarfield, Dick Mattiussi and Gene Ubriaco.

GOALTENDERS

GOALIE	W-L-T	GP	MP	GA	SO	GAA
Joe Daley	10-13-3	29	1615	87	2	3.23
Les Binkley	10-31-8	50	2885	158	0	3.29
Marv Edwards	0-1-0	1	60	3	0	3.00
TOTALS	20-45-11	76	4560	252	2	3.32

SCORING

PLAYERS	GP	G	A	PTS	PIM
Ken Schinkel	76	18	34	52	18
Charlie Burns	76	13	38	51	22
Keith McCreary	70	25	23	48	42
Earl Ingarfield	66	16	30	46	12
Jean Pronovost	76	16	25	41	41
Gene Ubriaco	75	19	18	37	28
Lou Angotti	71	17	20	37	36
Val Fonteyne	74	12	17	29	2
Wally Boyer	62	10	19	29	17
Bob Woytowich	71	9	20	29	62
Leo Boivin	69	6	19	25	42
Billy Harris	73	7	17	24	10
George Swarbrick	69	4	19	23	103
Noel Price	73	2	18	20	61
Bob Dillabough	62	7	12	19	6
Billy Dea	66	10	8	18	4
Dunc McCallum	62	5	13	18	81
Duane Rupp	59	5	11	16	32
Paul Andrea	25	7	6	13	2
Dick Mattiussi	36	1	11	12	30
Bryan Watson	68	2	7	9	132
Bill Speer	34	1	4	5	27
Tracy Pratt	18	0	5	5	34
Ron Snell	4	3	1	4	6
Doug Barrie	8	1	1	2	8
Gary Swain	9	1	1	2	0
John Arbour	17	0	2	2	35
Jean-Guy Lagace	17	0	1	1	14
Bill Lecaine	4	0	0	0	0
Joe Daley	29	0	0	0	2
Les Binkley	50	0	0	0	0
Marv Edwards	1	0	0	0	0

GAMES

DATE	RESULT	SCORE	OPPONENT
Oct. 12	T	1-1	MONTREAL
Oct. 16	T	2-2	Toronto
Oct. 17	L	0-3	Philadelphia
Oct. 19	L	1-5	BOSTON
Oct. 23	L	5-8	CHICAGO
Oct. 26	W	4-2	ST. LOUIS
Oct. 30	L	3-7	New York
Nov. 2	L	2-3	Los Angeles
Nov. 3	W	3-1	Oakland
Nov. 6	L	1-3	ST. LOUIS
Nov. 7	L	4-5	Montreal
Nov. 9	L	0-3	PHILADELPHIA
Nov. 13	L	5-6	Chicago
Nov. 14	L	4-6	CHICAGO
Nov. 16	L	1-2	NEW YORK
Nov. 20	L	2-5	Toronto
Nov. 21	W	3-1	OAKLAND
Nov. 23	T	2-2	LOS ANGELES
Nov. 27	T	3-3	TORONTO
Nov. 28	W	3-2	Chicago
Nov. 30	W	4-2	Los Angeles
Dec. 1	T	4-4	Oakland
Dec. 4	L	2-7	DETROIT
Dec. 7	T	1-1	St. Louis
Dec. 8	L	1-4	TORONTO
Dec. 11	W	4-2	Minnesota
Dec. 14	L	1-2	LOS ANGELES
Dec. 15	L	3-5	Boston
Dec. 17	L	2-8	Philadelphia
Dec. 21	L	1-3	MINNESOTA
Dec. 22	L	1-3	Chicago
Dec. 25	W	6-3	DETROIT
Dec. 26	L	2-3	St. Louis
Dec. 28	L	3-4	OAKLAND
Dec. 31	L	4-3	MONTREAL
Jan. 2	W	5-2	Montreal
Jan. 4	T	1-1	PHILADELPHIA
Jan. 5	L	1-2	Detroit
Jan. 9	W	7-2	MINNESOTA
Jan. 11	L	2-4	OAKLAND
Jan. 12	L	4-8	Boston
Jan. 15	W	3-1	Minnesota

DATE	RESULT	SCORE	OPPONENT
Jan. 16	L	2-3	Detroit
Jan. 18	L	0-4	Los Angeles
Jan. 19	L	3-6	Oakland
Jan. 23	L	1-3	MINNESOTA
Jan. 25	L	0-2	TORONTO
Jan. 26	L	3-5	Philadelphia
Jan. 29	L	1-2	ST. LOUIS
Feb. 1	T	2-2	PHILADELPHIA
Feb. 2	L	3-7	New York
Feb. 5	W	3-2	NEW YORK
Feb. 8	L	2-4	LOS ANGELES
Feb. 9	L	1-3	Minnesota
Feb. 12	L	0-2	St. Louis
Feb. 15	T	4-4	OAKLAND
Feb. 16	L	0-4	MONTREAL
Feb. 19	W	3-0	BOSTON
Feb. 20	L	0-3	Detroit
Feb. 22	W	3-2	DETROIT
Feb. 27	W	4-3	CHICAGO
Mar. 1	T	3-3	Toronto
Mar. 2	L	0-4	Boston
Mar. 5	W	4-2	ST. LOUIS
Mar. 8	L	3-5	NEW YORK
Mar. 12	L	3-4	New York
Mar. 15	L	1-3	Los Angeles
Mar. 16	L	2-7	Oakland
Mar. 19	L	2-3	BOSTON
Mar. 20	L	3-5	Montreal
Mar. 22	W	2-1	St. Louis
Mar. 23	W	5-0	MINNESOTA
Mar. 25	W	3-1	Minnesota
Mar. 26	W	8-4	LOS ANGELES
Mar. 29	T	3-3	Philadelphia
Mar. 30	W	2-1	PHILADELPHIA

Home games in all CAPS

20-45-11, 5TH, WESTERN DIVISION

1969-70

HIGHLIGHTS

- Leonard “Red” Kelly is named Penguins coach on July 2.
- Bob Woytowich and Dean Prentice are named to the Western Division All-Star squad.
- Dean Prentice sets a new Penguins mark with 26 goals during the regular season.
- The Penguins sweep the Oakland Seals, 4-0, in the team’s first playoff appearance.
- Red Kelly is named the *Hockey News*’ “Coach of the Year.”

TRANSACTIONS

June 6, 1969 - Obtained Ron Schock and Craig Cameron from St. Louis for Lou Angotti and a first-round choice in the 1971 Entry Draft.

Oct. 28, 1969 - Obtained Mike McMahon from Detroit for Billy Dea.

GOALTENDERS

GOALIE	W-L-T	GP	MP	GA	SO	GAA
Joe Daley	1-5-3	9	528	26	0	2.95
Al Smith	15-20-8	46	2555	129	2	3.03
Les Binkley	10-13-1	27	1477	79	3	3.21
TOTALS	26-38-12	76	4560	234	5	3.13

SCORING

PLAYERS	GP	G	A	PTS	PIM
Dean Prentice	75	26	25	51	14
Ken Schinkel	72	20	25	45	19
Michel Briere	76	12	32	44	20
Jean Pronovost	72	20	21	41	45
Bob Woytowich	68	8	25	33	49
Bryan Hextall	66	12	19	31	87
Ron Schock	76	8	21	29	40
Keith McCreary	60	18	8	26	67
Glen Sather	76	12	14	26	114
Val Fonteyne	68	11	15	26	2
Wally Boyer	72	11	12	23	34
Nick Harbaruk	74	5	17	22	56
Jim Morrison	59	5	15	20	40
Duane Rupp	64	2	14	16	18
Tracy Pratt	65	5	7	12	124
Bob Blackburn	60	4	7	11	51
Bryan Watson	61	1	9	10	189
Mike McMahon	12	1	3	4	19
Rick Kessel	8	1	2	3	2
Ron Snell	3	0	1	1	0
George Swarbrick	12	0	1	1	8
Les Binkley	27	0	1	1	0
Dunc McCallum	14	0	0	0	16
Al Smith	46	0	0	0	20
Bench					4

GAMES

DATE	RESULT	SCORE	OPPONENT
Oct. 11	T	2-2	OAKLAND
Oct. 16	T	3-3	PHILADELPHIA
Oct. 18	T	3-3	BOSTON
Oct. 19	L	0-4	Boston
Oct. 21	L	3-4	Oakland
Oct. 22	L	0-2	Los Angeles
Oct. 25	W	4-1	Minnesota
Oct. 29	L	1-3	NEW YORK
Nov. 1	W	6-3	MINNESOTA
Nov. 2	L	3-4	Detroit
Nov. 5	L	2-4	DETROIT
Nov. 8	L	1-4	CHICAGO
Nov. 12	W	3-0	Toronto
Nov. 13	L	0-4	St. Louis
Nov. 15	W	3-1	LOS ANGELES
Nov. 19	L	0-4	ST. LOUIS
Nov. 22	W	5-3	PHILADELPHIA
Nov. 23	L	2-3	Chicago
Nov. 26	T	4-4	Minnesota
Nov. 29	W	5-3	OAKLAND
Nov. 30	T	3-3	Philadelphia
Dec. 3	W	2-1	DETROIT
Dec. 6	L	0-5	Toronto
Dec. 7	W	3-2	TORONTO
Dec. 10	W	2-0	Los Angeles
Dec. 12	L	1-4	Oakland
Dec. 14	L	1-2	Boston
Dec. 17	L	2-5	MONTREAL
Dec. 20	L	4-6	BOSTON
Dec. 21	L	0-4	Philadelphia
Dec. 26	W	3-2	New York
Dec. 27	L	0-3	CHICAGO
Dec. 31	W	4-2	MONTREAL
Jan. 3	L	0-6	St. Louis
Jan. 4	T	4-4	TORONTO
Jan. 7	L	3-5	NEW YORK
Jan. 8	L	1-3	Montreal
Jan. 10	L	3-5	DETROIT
Jan. 14	L	0-5	Chicago
Jan. 17	L	0-4	Toronto
Jan. 18	W	6-4	Philadelphia
Jan. 21	T	3-3	OAKLAND

DATE	RESULT	SCORE	OPPONENT
Jan. 24	W	4-2	LOS ANGELES
Jan. 25	L	1-3	Boston
Jan. 28	T	4-4	TORONTO
Jan. 31	W	2-1	ST. LOUIS
Feb. 1	L	0-6	New York
Feb. 4	W	7-5	Minnesota
Feb. 7	W	3-1	LOS ANGELES
Feb. 8	W	6-3	MINNESOTA
Feb. 11	L	1-7	Chicago
Feb. 14	L	0-3	BOSTON
Feb. 15	W	4-2	Detroit
Feb. 17	W	4-2	PHILADELPHIA
Feb. 19	W	6-1	Los Angeles
Feb. 21	L	3-6	Oakland
Feb. 25	L	2-3	Montreal
Feb. 26	W	1-0	LOS ANGELES
Feb. 28	W	3-2	OAKLAND
Mar. 4	W	2-1	MONTREAL
Mar. 5	L	3-5	Detroit
Mar. 7	T	2-2	ST. LOUIS
Mar. 8	T	0-0	New York
Mar. 11	T	2-2	Oakland
Mar. 12	L	1-4	Los Angeles
Mar. 14	L	3-6	Minnesota
Mar. 18	L	0-2	NEW YORK
Mar. 19	L	1-3	St. Louis
Mar. 21	L	3-5	CHICAGO
Mar. 22	L	4-5	Montreal
Mar. 25	W	2-0	MINNESOTA
Mar. 28	W	2-1	Philadelphia
Mar. 29	T	5-5	ST. LOUIS
Apr. 1	W	4-1	PHILADELPHIA
Apr. 4	L	1-3	St. Louis
Apr. 5	L	1-5	MINNESOTA

Home games in all CAPS

26-38-12, 2ND, WESTERN DIVISION

1970-71

HIGHLIGHTS

- Penguins post a seven-game home winning streak from Jan. 13 through Feb. 13.
- Greg Polis is named to the Western Division All-Star Team.
- Jean Pronovost records five points (2+3) during an 8-2 win against Detroit on Mar. 24.
- The Penguins set a home record with 18 wins, and set a team record with 20 ties during the season.

TRANSACTIONS

- Jan. 26, 1971** - Obtained Syl Apps and Sheldon Kannegiesser from the New York Rangers for Glen Sather.
- Jan. 31, 1971** - Obtained Jean-Guy Lagace from Buffalo for Terry Bell.

GOALTENDERS

GOALIE	W-L-T	GP	MP	GA	SO	GAA
Les Binkley	11-11-10	34	1870	89	2	2.85
Al Smith	9-22-9	45	2472	128	2	3.10
Cam Newton	1-3-1	5	281	16	0	3.41
Paul Hoganson	0-1-0	2	57	7	0	7.36
TOTALS	21-37-20	78	4680	240	4	3.07

SCORING

PLAYERS	GP	G	A	PTS	PIM
Bryan Hextall	76	16	32	48	133
Jean Pronovost	78	21	24	45	35
Andy Bathgate	76	15	29	44	34
Wally Boyer	68	11	30	41	30
Ron Schock	71	14	26	40	20
Dean Prentice	69	21	17	38	18
Ken Schinkel	50	15	19	34	6
Keith McCreary	59	21	12	33	24
Greg Polis	61	18	15	33	40
Duane Rupp	59	5	28	33	34
Dunc McCallum	77	9	20	29	95
Bob Woytowich	78	4	22	26	30
Nick Harbaruk	73	13	12	25	108
Syl Apps	31	9	16	25	19
Rod Zaine	37	8	5	13	21
Val Fonteyne	70	4	9	13	0
Glen Sather	46	8	3	11	96
Jim Morrison	73	0	10	10	32
Bob Blackburn	64	4	5	9	54
Bryan Watson	43	2	6	8	119
John Stewart	15	2	1	3	9
Robin Burns	10	0	3	3	4
Yvon Labre	21	1	1	2	19
Rick Kessel	6	0	2	2	2
Shel. Kannegiesser	18	0	2	2	29
Steve Cardwell	5	0	1	1	15
Lowell MacDonald	10	0	1	1	0
Paul Hoganson	2	0	0	0	0
Cam Newton	5	0	0	0	4
Les Binkley	34	0	0	0	0
Al Smith	47	0	0	0	41
Bench					6

GAMES

DATE	RESULT	SCORE	OPPONENT
Oct. 10	L	1-2	BUFFALO
Oct. 15	L	2-4	Minnesota
Oct. 17	T	0-0	PHILADELPHIA
Oct. 18	T	1-1	Buffalo
Oct. 21	L	2-4	Los Angeles
Oct. 23	W	3-1	California
Oct. 25	T	1-1	Vancouver
Oct. 28	W	5-3	LOS ANGELES
Oct. 31	L	2-5	CHICAGO
Nov. 1	L	2-3	Philadelphia
Nov. 4	W	8-3	VANCOUVER
Nov. 7	T	2-2	BOSTON
Nov. 8	T	3-3	Detroit
Nov. 10	L	1-5	LOS ANGELES
Nov. 11	T	3-3	New York
Nov. 14	W	6-1	CALIFORNIA
Nov. 19	L	0-1	ST. LOUIS
Nov. 21	W	6-1	DETROIT
Nov. 22	L	2-4	Boston
Nov. 24	T	4-4	Toronto
Nov. 25	T	4-4	BUFFALO
Nov. 28	L	1-5	Montreal
Nov. 29	L	2-6	New York
Dec. 2	T	3-3	MONTREAL
Dec. 5	W	3-1	VANCOUVER
Dec. 6	L	3-6	Boston
Dec. 8	W	4-0	TORONTO
Dec. 9	T	2-2	Minnesota
Dec. 11	L	2-3	St. Louis
Dec. 12	L	0-1	MINNESOTA
Dec. 16	L	2-4	TORONTO
Dec. 19	W	9-1	DETROIT
Dec. 20	L	1-2	Chicago
Dec. 23	L	1-6	New York
Dec. 25	L	4-8	Boston
Dec. 26	W	4-2	BOSTON
Dec. 30	T	3-3	Montreal
Dec. 31	W	4-1	MINNESOTA
Jan. 2	L	1-3	NEW YORK
Jan. 6	L	3-4	Philadelphia
Jan. 9	L	2-5	Toronto
Jan. 13	W	4-2	LOS ANGELES

DATE	RESULT	SCORE	OPPONENT
Jan. 14	T	2-2	Detroit
Jan. 16	W	4-3	Vancouver
Jan. 20	W	4-2	California
Jan. 21	L	2-4	Los Angeles
Jan. 23	W	4-1	VANCOUVER
Jan. 27	W	3-1	TORONTO
Jan. 28	L	1-4	Chicago
Jan. 30	W	3-1	CHICAGO
Feb. 3	W	6-1	CALIFORNIA
Feb. 5	T	2-2	St. Louis
Feb. 7	L	0-1	Chicago
Feb. 9	L	1-4	Montreal
Feb. 10	W	5-3	PHILADELPHIA
Feb. 13	W	5-4	CHICAGO
Feb. 14	L	4-5	Minnesota
Feb. 17	L	3-4	Toronto
Feb. 18	T	6-6	Buffalo
Feb. 20	L	0-2	NEW YORK
Feb. 24	T	5-5	ST. LOUIS
Feb. 27	L	0-4	NEW YORK
Feb. 28	L	2-4	Detroit
Mar. 3	W	4-0	MONTREAL
Mar. 6	L	3-6	BOSTON
Mar. 7	T	3-3	CALIFORNIA
Mar. 10	T	2-2	PHILADELPHIA
Mar. 13	T	0-0	MINNESOTA
Mar. 14	L	1-5	MONTREAL
Mar. 17	L	2-5	California
Mar. 19	L	4-6	Vancouver
Mar. 20	L	4-8	Los Angeles
Mar. 24	W	8-2	DETROIT
Mar. 28	L	1-3	Philadelphia
Mar. 31	L	4-6	BUFFALO
Apr. 1	T	3-3	Buffalo
Apr. 3	L	3-4	St. Louis
Apr. 4	T	1-1	ST. LOUIS

Home games in all CAPS

21-37-20, 6TH, WESTERN DIVISION

1971-72

HIGHLIGHTS

- Red Kelly relinquishes general manager duties, and Jack Riley is named to the post.
- Jim Rutherford posts a seven-game unbeaten streak from Mar. 14 through Apr. 2.
- Syl Apps sets a new team mark with 44 assists, and ties the team record with 59 points during the regular season.
- Jean Pronovost and Greg Polis become the first Penguins to reach the 30-goal mark.
- Pittsburgh returns to the playoffs, but is swept in the first round by Chicago, 4-0.

TRANSACTIONS

- Jan. 11, 1972** - Obtained Al McDonough from Los Angeles for Bob Woytowich.
- Mar. 4, 1972** - Obtained Eddie Shack from Buffalo for Rene Robert.

GOALTENDERS

GOALIE	W-L-T	GP	MP	GA	SO	GAA
Roy Edwards	2-8-4	15	847	36	0	2.55
Jim Rutherford	17-15-5	40	2160	116	1	3.22
Les Binkley	7-15-5	31	1673	98	0	3.51
TOTALS	26-38-14	78	4680	258	1	3.30

SCORING

PLAYERS	GP	G	A	PTS	PIM
Syl Apps	72	15	44	59	78
Jean Pronovost	68	30	23	53	12
Greg Polis	76	30	19	49	38
Ron Schock	77	17	29	46	22
Ken Schinkel	74	15	30	45	8
Bryan Hextall	78	20	24	44	126
Darryl Edestrand	77	10	23	33	52
Bob Leiter	78	14	17	31	18
Nick Harbaruk	78	12	17	29	46
Duanne Rupp	34	4	18	22	32
Bryan Watson	75	3	17	20	212
Val Fonteyne	68	6	13	19	0
Al McDonough	37	7	11	18	8
Rene Robert	49	7	11	18	42
Steve Cardwell	28	7	8	15	18
Eddie Shack	13	5	9	14	12
Dave Burrows	77	2	10	12	48
Tim Horton	44	2	9	11	40
John Stewart	25	2	8	10	23
Keith McCreary	33	4	4	8	22
Joe Norris	35	2	5	7	20
Shel. Kannegiesser	54	2	4	6	47
Bob Woytowich	31	1	4	5	8
Bill Hicke	12	2	0	2	6
Brian McKenzie	6	1	1	2	4
Wally Boyer	1	0	1	1	0
Rick Kessel	3	0	1	1	0
Roy Edwards	15	0	1	1	0
Robin Burns	5	0	0	0	8
Les Binkley	31	0	0	0	2
Jim Rutherford	40	0	0	0	16
Bench					8

GAMES

DATE	RESULT	SCORE	OPPONENT
Oct. 9	W	3-2	PHILADELPHIA
Oct. 10	L	1-2	Buffalo
Oct. 13	W	4-1	Los Angeles
Oct. 16	W	2-1	Vancouver
Oct. 17	W	4-2	California
Oct. 20	W	8-1	LOS ANGELES
Oct. 23	L	2-5	CHICAGO
Oct. 24	T	1-1	New York
Oct. 27	L	4-6	CALIFORNIA
Oct. 28	L	0-2	Minnesota
Oct. 30	T	1-1	NEW YORK
Oct. 31	L	1-3	Detroit
Nov. 3	L	3-5	California
Nov. 5	L	2-4	Vancouver
Nov. 7	L	1-4	Chicago
Nov. 9	W	4-1	St. Louis
Nov. 10	W	3-1	VANCOUVER
Nov. 13	W	6-4	LOS ANGELES
Nov. 16	L	1-5	MINNESOTA
Nov. 18	L	3-4	Minnesota
Nov. 20	L	2-4	ST. LOUIS
Nov. 21	L	3-7	Chicago
Nov. 24	L	1-2	TORONTO
Nov. 27	L	1-3	Montreal
Dec. 1	W	4-2	DETROIT
Dec. 4	W	4-2	NEW YORK
Dec. 5	L	3-5	Boston
Dec. 8	T	1-1	CALIFORNIA
Dec. 11	T	3-3	BUFFALO
Dec. 12	L	1-6	New York
Dec. 15	L	2-3	Toronto
Dec. 18	L	3-4	BOSTON
Dec. 19	T	2-2	Boston
Dec. 22	L	2-4	New York
Dec. 25	W	4-2	MONTREAL
Dec. 26	L	1-6	Philadelphia
Dec. 28	L	2-4	TORONTO
Dec. 31	T	3-3	BUFFALO
Jan. 5	T	3-3	Chicago
Jan. 8	L	0-4	CHICAGO
Jan. 9	L	2-4	Detroit
Jan. 12	T	2-2	BOSTON

DATE	RESULT	SCORE	OPPONENT
Jan. 13	L	1-7	Montreal
Jan. 15	W	4-2	PHILADELPHIA
Jan. 19	L	1-6	VANCOUVER
Jan. 22	L	0-1	St. Louis
Jan. 23	T	3-3	MONTREAL
Jan. 26	L	1-2	ST. LOUIS
Jan. 29	L	2-4	CHICAGO
Jan. 30	L	0-4	Philadelphia
Feb. 3	W	4-3	St. Louis
Feb. 5	L	1-8	Los Angeles
Feb. 9	W	4-1	Toronto
Feb. 10	W	6-1	LOS ANGELES
Feb. 12	L	3-8	NEW YORK
Feb. 13	W	6-4	VANCOUVER
Feb. 16	W	4-2	TORONTO
Feb. 17	W	2-0	Buffalo
Feb. 19	L	2-6	DETROIT
Feb. 20	L	0-2	Minnesota
Feb. 23	L	0-2	Toronto
Feb. 26	W	5-2	PHILADELPHIA
Feb. 27	L	3-5	Montreal
Mar. 2	W	7-4	DETROIT
Mar. 4	W	4-2	MINNESOTA
Mar. 5	L	3-6	Detroit
Mar. 8	L	4-5	MONTREAL
Mar. 11	W	6-4	BOSTON
Mar. 12	T	4-4	Boston
Mar. 14	W	7-4	Vancouver
Mar. 18	T	4-4	Los Angeles
Mar. 19	T	3-3	California
Mar. 23	L	3-4	BUFFALO
Mar. 25	W	3-2	MINNESOTA
Mar. 26	T	2-2	Buffalo
Mar. 29	W	5-4	CALIFORNIA
Apr. 1	T	4-4	Philadelphia
Apr. 2	W	6-2	ST. LOUIS

Home games in all CAPS

26-38-14, 4TH, WESTERN DIVISION

1972-73

HIGHLIGHTS

- The Penguins set the NHL records for fastest five goals (2:07) and the fastest six goals (5:02) on Nov. 22 vs. St. Louis.
- Syl Apps records six points (3G-3A) in a 9-1 win against the NY Islanders on Dec. 13.
- Ken Schinkel is named the third head coach in Penguins history on Jan. 13, one day after retiring as a player.
- Greg Polis is named MVP of the All-Star Game at Madison Square Garden after recording two goals for the Western Division.
- Syl Apps sets the team record with 85 points and 56 assists.
- Al McDonough sets a new team mark with 35 goals.

TRANSACTIONS

Feb. 25, 1973 - Obtained Andy Brown from Detroit for a third-round choice in the 1973 Entry Draft and cash.

GOALTENDERS

GOALIE	W-L-T	GP	MP	GA	SO	GAA
Jim Rutherford	20-22-5	49	2660	129	3	2.91
Denis Herron	6-7-2	18	967	55	2	3.41
Cam Newton	3-4-0	11	533	35	0	3.94
Andy Brown	3-4-2	9	520	41	0	4.73
TOTALS	32-37-9	78	4680	265	5	3.40

SCORING

PLAYERS	GP	G	A	PTS	PIM
Syl Apps	77	29	56	85	18
Al McDonough	78	35	41	76	26
Lowell MacDonald	78	34	41	75	8
Bryan Hextall	78	21	33	54	113
Greg Polis	78	26	23	49	36
Ron Schock	78	13	36	49	23
Eddie Shack	74	25	20	45	84
Jean Pronovost	66	21	22	43	16
Darryl Edestrand	78	15	24	39	88
Dave Burrows	78	3	24	27	42
Nick Harbaruk	78	10	15	25	47
Ken Schinkel	42	11	10	21	16
Duane Rupp	78	7	13	20	62
Jack Lynch	47	1	18	19	40
Bryan Watson	69	1	17	18	179
Rick Kessell	66	1	13	14	0
Jean-Guy Lagace	31	1	5	6	32
Steve Cardwell	20	2	2	4	2
Jim Shires	18	1	2	3	2
Robin Burns	26	0	2	2	20
Jim Wiley	4	0	1	1	0
Cam Newton	11	0	1	1	2
Denis Herron	18	0	1	1	0
Shel. Kannegiesser	3	0	0	0	0
Andy Brown	9	0	0	0	2
Ron Lalonde	11	0	0	0	2
Jim Rutherford	49	0	0	0	0
Bench					6

GAMES

DATE	RESULT	SCORE	OPPONENT
Oct. 7	W	4-2	LOS ANGELES
Oct. 11	W	5-2	St. Louis
Oct. 14	W	5-2	CALIFORNIA
Oct. 15	L	4-8	Boston
Oct. 17	W	5-0	NY Islanders
Oct. 18	L	3-4	Toronto
Oct. 21	L	2-4	BOSTON
Oct. 24	W	4-0	Vancouver
Oct. 27	L	3-6	California
Oct. 28	L	2-5	Los Angeles
Nov. 1	L	1-7	MONTREAL
Nov. 2	L	2-4	Philadelphia
Nov. 4	W	6-4	NY RANGERS
Nov. 5	T	1-1	Detroit
Nov. 8	W	5-2	PHILADELPHIA
Nov. 11	L	3-4	VANCOUVER
Nov. 12	L	0-1	Buffalo
Nov. 15	W	7-1	MINNESOTA
Nov. 18	W	6-1	ATLANTA
Nov. 19	W	5-3	NY Rangers
Nov. 22	W	10-4	ST. LOUIS
Nov. 25	T	2-2	NY ISLANDERS
Nov. 26	L	2-6	Atlanta
Nov. 29	W	7-4	TORONTO
Dec. 2	W	3-2	CHICAGO
Dec. 3	L	2-4	Chicago
Dec. 6	T	4-4	California
Dec. 9	L	1-3	Los Angeles
Dec. 13	W	9-1	NY ISLANDERS
Dec. 16	W	5-3	ATLANTA
Dec. 17	L	1-9	NY Rangers
Dec. 19	L	2-3	BOSTON
Dec. 23	L	3-6	Montreal
Dec. 26	T	1-1	Detroit
Dec. 27	T	3-3	Toronto
Dec. 29	L	0-4	TORONTO
Dec. 30	T	2-2	DETROIT
Jan. 2	L	4-5	St. Louis
Jan. 3	W	5-3	Chicago
Jan. 6	W	4-2	VANCOUVER
Jan. 7	L	0-3	NY Rangers
Jan. 10	L	1-2	DETROIT

DATE	RESULT	SCORE	OPPONENT
Jan. 13	W	3-1	LOS ANGELES
Jan. 14	L	2-3	Detroit
Jan. 17	L	4-6	Montreal
Jan. 18	L	2-5	MONTREAL
Jan. 20	W	3-0	BOSTON
Jan. 21	L	3-9	Chicago
Jan. 24	W	5-2	TORONTO
Jan. 25	L	3-6	Philadelphia
Jan. 27	L	3-5	PHILADELPHIA
Jan. 31	W	4-1	LOS ANGELES
Feb. 3	W	2-1	MINNESOTA
Feb. 4	L	3-4	Minnesota
Feb. 7	L	2-5	Montreal
Feb. 10	L	3-6	Boston
Feb. 14	W	6-2	VANCOUVER
Feb. 17	T	3-3	BUFFALO
Feb. 18	L	1-4	Buffalo
Feb. 20	W	4-1	NY Islanders
Feb. 22	W	2-1	NY ISLANDERS
Feb. 24	W	2-0	CHICAGO
Feb. 25	L	1-2	Buffalo
Feb. 28	W	4-2	ST. LOUIS
Mar. 3	L	1-2	CALIFORNIA
Mar. 4	L	2-5	MINNESOTA
Mar. 7	L	4-10	Minnesota
Mar. 10	L	4-5	NY RANGERS
Mar. 11	L	2-3	Philadelphia
Mar. 14	W	3-2	Los Angeles
Mar. 16	T	5-5	California
Mar. 17	L	1-6	Vancouver
Mar. 21	W	5-2	CALIFORNIA
Mar. 24	T	4-4	BUFFALO
Mar. 25	W	4-2	Atlanta
Mar. 28	W	6-3	ATLANTA
Mar. 31	L	2-7	St. Louis
Apr. 1	W	5-4	PHILADELPHIA

Home games in all CAPS

32-37-9, 5TH, WESTERN DIVISION

1973-74

HIGHLIGHTS

- Marc Boileau replaces Ken Schinkel as head coach on Feb. 6, and compiles a 14-10-4 record.
- The "Century Line" of Syl Apps, Jean Pronovost and Lowell MacDonald combines for 107 goals, the second-highest total in the NHL.
- Syl Apps finishes seventh in league scoring with 85 points (24+61), and Lowell MacDonald finishes ninth overall with 82 points (43+39).
- Apps' 61 assists and MacDonald's 43 goals both set new team records.

TRANSACTIONS

- Jan. 17, 1974** - Obtained Ron Stackhouse from Detroit for Jim Rutherford and Jack Lynch.
- Jan. 17, 1974** - Obtained Bob Kelly, Ab DeMarco and Steve Durbano from St. Louis for Greg Polis, Bryan Watson and a second-round choice in the 1974 Entry Draft.

GOALTENDERS

GOALIE	W-L-T	GP	MP	GA	SO	GAA
Gary Inness	7-10-1	20	1032	56	0	3.26
Jim Rutherford	7-12-4	26	1432	82	0	3.44
Andy Brown	13-16-4	36	1956	115	1	3.53
Denis Herron	1-3-0	5	260	18	0	4.15
TOTALS	28-41-9	78	4680	273	1	3.50

SCORING

PLAYERS	GP	G	A	PTS	PIM
Syl Apps	75	24	61	85	37
Lowell MacDonald	78	43	39	82	14
Jean Pronovost	77	40	32	72	22
Ron Schock	77	14	29	43	22
Al McDonough	37	14	22	36	12
Ron Stackhouse	69	6	29	35	66
Bob Kelly	67	16	18	34	123
Chuck Arnason	74	20	11	31	17
Ab DeMarco	57	10	21	31	15
Greg Polis	41	14	13	27	32
Ron Lalonde	73	10	17	27	14
Steve Durbano	69	8	19	27	284
Wayne Bianchin	69	12	13	25	38
Bernie Lukowich	53	9	10	19	32
Bob McManama	47	5	14	19	18
Dave Burrows	71	3	14	17	30
Ted Snell	55	4	12	16	8
Nick Beverley	67	2	14	16	21
Blaine Stoughton	34	5	6	11	8
Bob Paradise	56	2	8	10	52
Bryan Hextall	37	2	7	9	39
Jean Guy Lagace	31	2	6	8	34
Jack Lynch	17	0	7	7	21
Bryan Watson	38	1	4	5	137
Yvon Labre	16	1	2	3	13
Larry Bignell	20	0	3	3	2
Jim Wiley	22	0	3	3	2
Ron Jones	25	0	3	3	15
Jim Rutherford	26	0	1	1	2
Darryl Edestrand	3	0	0	0	0
Hank Nowak	13	0	0	0	11
Denis Herron	5	0	0	0	0
Gary Inness	20	0	0	0	0
Andy Brown	36	0	0	0	60
Bench					10

GAMES

DATE	RESULT	SCORE	OPPONENT
Oct. 12	W	4-3	Atlanta
Oct. 13	L	2-8	NY RANGERS
Oct. 17	W	4-2	Minnesota
Oct. 20	W	5-3	CALIFORNIA
Oct. 21	L	2-8	Boston
Oct. 24	L	2-3	MONTREAL
Oct. 27	L	0-6	PHILADELPHIA
Oct. 28	W	7-2	NY Rangers
Oct. 31	T	1-1	Montreal
Nov. 3	L	0-6	Toronto
Nov. 4	L	0-7	Philadelphia
Nov. 7	T	1-1	NY ISLANDERS
Nov. 10	T	4-4	ATLANTA
Nov. 13	W	5-2	MINNESOTA
Nov. 15	L	3-5	St. Louis
Nov. 17	L	1-4	CHICAGO
Nov. 18	L	0-7	NY Rangers
Nov. 21	W	5-4	VANCOUVER
Nov. 22	W	4-2	Toronto
Nov. 24	L	2-5	MONTREAL
Nov. 28	L	3-4	TORONTO
Dec. 1	T	2-2	ATLANTA
Dec. 2	L	1-2	Chicago
Dec. 5	L	1-4	Los Angeles
Dec. 7	L	3-4	California
Dec. 8	L	2-3	Vancouver
Dec. 12	W	9-1	CALIFORNIA
Dec. 15	L	0-2	DETROIT
Dec. 16	W	2-1	Atlanta
Dec. 20	L	5-6	Boston
Dec. 22	L	1-4	NY RANGERS
Dec. 23	L	2-3	Buffalo
Dec. 26	T	2-2	Detroit
Dec. 28	L	1-3	ST. LOUIS
Dec. 29	L	2-4	CHICAGO
Jan. 2	L	4-8	Minnesota
Jan. 3	L	1-6	Buffalo
Jan. 5	W	5-2	BUFFALO
Jan. 9	L	4-6	TORONTO
Jan. 12	W	5-2	BUFFALO
Jan. 13	L	3-5	BOSTON
Jan. 16	L	0-2	LOS ANGELES

DATE	RESULT	SCORE	OPPONENT
Jan. 18	W	6-2	Vancouver
Jan. 20	W	5-3	Philadelphia
Jan. 23	W	4-1	ST. LOUIS
Jan. 26	L	0-2	LOS ANGELES
Jan. 27	L	5-6	Detroit
Jan. 30	L	2-4	NY RANGERS
Feb. 2	L	1-3	CHICAGO
Feb. 3	L	4-5	Boston
Feb. 7	L	4-5	Philadelphia
Feb. 9	W	3-2	NY Islanders
Feb. 10	L	3-5	Chicago
Feb. 13	W	5-3	DETROIT
Feb. 16	W	7-3	CALIFORNIA
Feb. 20	T	1-1	ST. LOUIS
Feb. 23	L	2-6	BOSTON
Feb. 24	W	4-2	Chicago
Feb. 27	W	4-1	LOS ANGELES
Feb. 28	L	1-7	Montreal
Mar. 2	W	6-1	VANCOUVER
Mar. 5	W	2-1	NY Islanders
Mar. 7	T	2-2	Toronto
Mar. 9	W	7-5	St. Louis
Mar. 10	L	4-5	MONTREAL
Mar. 13	L	1-5	Los Angeles
Mar. 15	W	6-1	California
Mar. 16	W	8-6	Vancouver
Mar. 20	T	1-1	NY ISLANDERS
Mar. 23	L	1-5	Minnesota
Mar. 24	W	8-0	DETROIT
Mar. 27	T	3-3	MINNESOTA
Mar. 30	L	3-4	St. Louis
Mar. 31	W	4-2	ATLANTA
Apr. 2	L	2-3	NY Islanders
Apr. 4	W	4-2	BUFFALO
Apr. 6	W	6-1	PHILADELPHIA
Apr. 7	L	3-6	Atlanta

Home games in all CAPS

28-41-9, 5TH, WESTERN DIVISION

1974-75

HIGHLIGHTS

- Syl Apps is named MVP of the All-Star Game at Montreal after recording two goals for the Wales Conference.
- The Penguins record their 200th franchise victory with a 6-1 win over Chicago on Jan. 29.
- Ron Stackhouse records six assists on Mar. 8 vs. Philadelphia.
- Pierre Larouche records 68 points (31G-37A) to lead all NHL rookies.

TRANSACTIONS

- Sept. 13, 1974** - Obtained Rick Kehoe from Toronto for Blaine Stoughton and a first-round choice in the 1977 Entry Draft.
- Nov. 4, 1974** - Obtained Barry Wilkins from Vancouver for Ab DeMarco.
- Dec. 14, 1974** - Obtained Lew Morrison from Washington for Ron Lalonde.
- Jan. 10, 1975** - Obtained Michel Plasse from Kansas City for Jean-Guy Lagace and Denis Herron.

GOALTENDERS

GOALIE	W-L-T	GP	MP	GA	SO	GAA
Gary Inness	24-18-10	57	3122	161	2	3.09
Michel Plasse	9-5-4	20	1094	73	0	4.00
Bob Johnson	3-4-1	12	476	40	0	5.04
Denis Herron	1-1-0	3	108	11	0	6.11
TOTALS	37-28-15	80	4800	285	2	3.61

SCORING

PLAYERS	GP	G	A	PTS	PIM
Ron Schock	80	23	63	86	36
Syl Apps	79	24	55	79	43
Jean Pronovost	78	43	32	75	37
Vic Hadfield	78	31	42	73	72
Pierre Larouche	79	31	37	68	52
Rick Kehoe	76	32	31	63	22
Lowell MacDonald	71	27	33	60	24
Ron Stackhouse	72	15	45	60	52
Chuck Arnason	78	26	32	58	32
Bob Kelly	69	27	24	51	120
Barry Wilkins	58	5	29	34	97
Pete Laframboise	80	10	23	33	30
Colin Campbell	59	4	15	19	172
Bob Paradise	78	3	15	18	109
Dennis Owchar	46	6	11	17	67
Dave Burrows	78	2	15	17	49
Lew Morrison	70	7	9	16	10
Bob McManama	40	5	9	14	6
Nelson DeBenedet	31	6	3	9	11
Jean Guy Lagace	27	1	8	9	39
Kelly Pratt	22	0	6	6	15
Ab DeMarco	8	2	1	3	4
Ron Lalonde	24	0	3	3	0
Michel Plasse	44	0	2	2	24
Gary Inness	57	0	2	2	2
Mario Faubert	10	1	0	1	6
Steve Durbano	1	0	1	1	0
Yves Bergeron	2	0	0	0	0
Denis Herron	3	0	0	0	0
Bob Stumpf	3	0	0	0	4
Harvey Bennett	7	0	0	0	0
Bob Johnson	12	0	0	0	6
Bench					14

GAMES

DATE	RESULT	SCORE	OPPONENT
Oct. 9	W	4-2	Minnesota
Oct. 12	W	7-2	DETROIT
Oct. 19	L	3-6	PHILADELPHIA
Oct. 20	L	1-5	Atlanta
Oct. 23	T	5-5	BOSTON
Oct. 26	L	4-5	NY RANGERS
Oct. 29	L	0-2	Los Angeles
Nov. 1	L	4-7	Vancouver
Nov. 3	T	3-3	Chicago
Nov. 5	W	5-3	Kansas City
Nov. 7	L	3-5	LOS ANGELES
Nov. 9	W	5-2	CALIFORNIA
Nov. 10	L	3-8	Buffalo
Nov. 13	W	8-2	NY ISLANDERS
Nov. 16	W	8-1	WASHINGTON
Nov. 17	W	6-0	Washington
Nov. 19	L	3-4	NY Islanders
Nov. 20	W	8-5	Toronto
Nov. 23	T	0-0	LOS ANGELES
Nov. 24	L	5-7	NY Rangers
Nov. 27	L	2-3	MONTREAL
Nov. 30	T	5-5	BUFFALO
Dec. 1	L	3-6	Buffalo
Dec. 4	W	4-2	TORONTO
Dec. 7	L	2-5	Montreal
Dec. 8	L	2-3	Boston
Dec. 12	T	3-3	MONTREAL
Dec. 14	W	6-3	CHICAGO
Dec. 15	W	3-2	Detroit
Dec. 18	L	4-6	Toronto
Dec. 19	T	4-4	KANSAS CITY
Dec. 21	L	7-8	Minnesota
Dec. 22	L	0-4	Philadelphia
Dec. 26	T	2-2	ST. LOUIS
Dec. 28	T	3-3	ATLANTA
Dec. 30	W	7-5	TORONTO
Jan. 2	W	6-3	MINNESOTA
Jan. 4	W	4-3	VANCOUVER
Jan. 8	L	5-7	Chicago
Jan. 10	T	3-3	Atlanta
Jan. 11	W	6-3	CALIFORNIA
Jan. 15	W	5-3	ATLANTA

DATE	RESULT	SCORE	OPPONENT
Jan. 18	T	4-4	BOSTON
Jan. 19	W	3-2	Washington
Jan. 22	W	7-5	CALIFORNIA
Jan. 25	W	5-2	NY RANGERS
Jan. 26	L	2-7	Montreal
Jan. 29	W	6-1	CHICAGO
Jan. 30	L	2-5	Detroit
Feb. 1	T	4-4	St. Louis
Feb. 4	W	3-2	Vancouver
Feb. 5	W	3-2	Los Angeles
Feb. 7	W	4-1	California
Feb. 11	L	1-2	NY Islanders
Feb. 12	T	3-3	BUFFALO
Feb. 15	W	8-3	Toronto
Feb. 16	W	3-2	NY ISLANDERS
Feb. 19	T	2-2	LOS ANGELES
Feb. 22	W	3-2	ST. LOUIS
Feb. 23	L	1-3	DETROIT
Feb. 25	L	4-6	Boston
Feb. 26	W	3-1	WASHINGTON
Mar. 1	W	7-3	VANCOUVER
Mar. 2	W	8-6	NY Rangers
Mar. 5	T	4-4	Kansas City
Mar. 8	W	8-2	PHILADELPHIA
Mar. 9	L	4-8	Buffalo
Mar. 12	W	5-3	BOSTON
Mar. 13	L	0-6	Philadelphia
Mar. 15	W	12-1	WASHINGTON
Mar. 16	W	6-3	KANSAS CITY
Mar. 18	L	2-5	St. Louis
Mar. 19	T	3-3	California
Mar. 22	L	0-4	Los Angeles
Mar. 26	W	6-4	MONTREAL
Mar. 29	W	4-2	Detroit
Mar. 30	W	4-1	MINNESOTA
Apr. 2	L	0-6	Montreal
Apr. 5	W	7-1	DETROIT
Apr. 6	L	4-8	Washington

Home games in all CAPS

37-28-15, 3RD, NORRIS DIVISION

1975-76

HIGHLIGHTS

- Jean Pronovost records a 16-game point streak from Nov. 1 through Dec. 3.
- The Penguins post an 11-game unbeaten streak (7-0-4) from Feb. 7 through Feb. 28.
- Pierre Larouche finishes fifth overall in league scoring with 111 points (53+58), and is joined in the top 10 by Jean Pronovost (52+52=104, eighth) and Syl Apps (32+67=99, tenth).
- Larouche's 53 goals and Apps' 67 assists establish new team records.

TRANSACTIONS

- Dec. 16, 1975** - Obtained Stan Gilbertson from Washington for Harvey Bennett.
- Jan. 9, 1976** - Obtained Ed Gilbert, Simon Nolet and a first-round choice in the 1976 Entry Draft from Kansas City for Steve Durbano, Chuck Arnason and a first-round choice in the 1976 Entry Draft.
- Mar. 8, 1976** - Obtained Ed Van Impe and Bob Taylor from Philadelphia for Gary Inness and future considerations.

GOALTENDERS

GOALIE	W-L-T	GP	MP	GA	SO	GAA
Michel Plasse	24-19-10	55	3096	178	2	3.45
Gary Inness	8-9-2	23	1212	82	0	4.06
Gordie Laxton	3-4-0	8	414	31	0	4.49
Bob Taylor	0-1-0	2	78	7	0	5.38
TOTALS	35-33-12	80	4800	303	2	3.79

SCORING

PLAYERS	GP	G	A	PTS	PIM
Pierre Larouche	76	53	58	111	33
Jean Pronovost	80	52	52	104	24
Syl Apps	80	32	67	99	24
Rick Kehoe	71	29	47	76	6
Lowell MacDonald	69	30	43	73	12
Ron Stackhouse	80	11	60	71	76
Vic Hadfield	76	30	35	65	46
Ron Schock	80	18	44	62	28
Bob Kelly	77	25	30	55	149
Dave Burrows	80	7	22	29	51
Barry Wilkins	75	0	27	27	106
Stan Gilbertson	48	13	8	21	6
Simon Nolet	39	9	8	17	2
Colin Campbell	64	7	10	17	105
Dennis Owchar	54	5	12	17	19
Chuck Arnason	30	7	3	10	14
Lew Morrison	78	4	5	9	8
Mario Faubert	21	1	8	9	10
Steve Durbano	32	0	8	8	161
Harvey Bennett	25	3	3	6	53
Wayne Bianchin	14	1	5	6	4
Ed Van Impe	12	0	5	5	16
Bob McManama	12	1	2	3	4
Ed Gilbert	38	1	1	2	0
Jacques Cossette	7	0	2	2	9
Michel Plasse	56	0	2	2	18
Bob Taylor	2	0	0	0	0
Gordie Laxton	8	0	0	0	0
Bob Paradise	9	0	0	0	4
Gary Inness	23	0	0	0	2
Bench					14

GAMES

DATE	RESULT	SCORE	OPPONENT
Oct. 7	W	4-2	Washington
Oct. 11	W	7-5	WASHINGTON
Oct. 15	W	8-4	Toronto
Oct. 18	W	6-1	DETROIT
Oct. 21	L	1-7	MONTREAL
Oct. 25	T	4-4	PHILADELPHIA
Oct. 30	L	0-4	Los Angeles
Nov. 1	L	3-7	Minnesota
Nov. 2	L	2-7	Buffalo
Nov. 5	W	7-6	NY ISLANDERS
Nov. 6	W	5-3	St. Louis
Nov. 8	L	5-7	CHICAGO
Nov. 9	L	4-6	Philadelphia
Nov. 12	T	6-6	Washington
Nov. 13	L	4-5	MONTREAL
Nov. 15	L	2-5	BUFFALO
Nov. 18	L	3-5	CALIFORNIA
Nov. 21	W	4-1	Atlanta
Nov. 22	W	6-3	LOS ANGELES
Nov. 26	W	5-2	DETROIT
Nov. 29	W	8-3	NY RANGERS
Nov. 30	L	2-4	Boston
Dec. 3	T	3-3	Chicago
Dec. 4	L	1-6	NY Islanders
Dec. 7	W	6-3	TORONTO
Dec. 9	L	2-3	Kansas City
Dec. 10	L	2-3	Detroit
Dec. 13	T	4-4	BOSTON
Dec. 14	L	4-7	Montreal
Dec. 17	W	9-2	California
Dec. 19	L	1-5	Vancouver
Dec. 20	W	5-1	Los Angeles
Dec. 23	L	3-4	NY Rangers
Dec. 26	L	3-4	Atlanta
Dec. 27	W	3-2	ATLANTA
Dec. 31	W	5-1	LOS ANGELES
Jan. 3	L	4-8	PHILADELPHIA
Jan. 4	L	3-5	Chicago
Jan. 7	L	1-4	California
Jan. 10	T	3-3	VANCOUVER
Jan. 11	L	0-6	Buffalo
Jan. 13	L	2-6	Boston

DATE	RESULT	SCORE	OPPONENT
Jan. 15	L	1-4	Philadelphia
Jan. 17	W	3-2	BUFFALO
Jan. 18	W	8-3	NY RANGERS
Jan. 22	L	3-4	MONTREAL
Jan. 24	W	8-2	WASHINGTON
Jan. 25	T	1-1	MINNESOTA
Jan. 29	W	6-2	KANSAS CITY
Jan. 31	T	4-4	Kansas City
Feb. 1	W	7-1	TORONTO
Feb. 5	L	1-5	Boston
Feb. 7	W	7-3	Los Angeles
Feb. 8	W	7-3	Vancouver
Feb. 11	T	4-4	California
Feb. 14	T	4-4	NY Islanders
Feb. 15	W	6-4	LOS ANGELES
Feb. 17	W	6-1	KANSAS CITY
Feb. 19	W	7-5	TORONTO
Feb. 21	W	10-1	CHICAGO
Feb. 22	T	2-2	Detroit
Feb. 25	T	3-3	ATLANTA
Feb. 28	W	5-4	VANCOUVER
Feb. 29	L	3-5	ST. LOUIS
Mar. 2	W	6-2	Minnesota
Mar. 6	W	5-0	MINNESOTA
Mar. 7	L	3-5	NY ISLANDERS
Mar. 10	L	6-7	BUFFALO
Mar. 13	W	4-2	CALIFORNIA
Mar. 14	W	7-1	ST. LOUIS
Mar. 16	L	4-5	Montreal
Mar. 19	W	7-3	Washington
Mar. 21	W	4-2	NY Rangers
Mar. 24	T	5-5	BOSTON
Mar. 25	L	2-5	St. Louis
Mar. 28	W	3-0	DETROIT
Mar. 29	L	4-5	Toronto
Mar. 31	L	3-7	Montreal
Apr. 3	L	4-5	WASHINGTON
Apr. 4	W	6-5	Detroit

Home games in all CAPS

35-33-12, 3RD, NORRIS DIVISION

1976-77

HIGHLIGHTS

- Pierre Larouche records his fourth career hat trick in a 6-6 tie at Toronto on Feb. 19.
- Dunc Wilson and Denis Herron combine for 52 saves in a 7-3 loss to Atlanta on Mar. 15.
- Wayne Bianchin and Atlanta's Guy Chouinard record goals just four seconds apart on Mar. 15 to set the NHL record for two fastest goals.

TRANSACTIONS

- Aug. 11, 1976** - Obtained Don Awrey from Montreal for a third-round choice in the 1978 Entry Draft.
- Oct. 8, 1976** - Obtained Dunc Wilson from the New York Rangers for cash and other considerations.
- Oct. 18, 1976** - Obtained Mike Corrigan from Los Angeles for a fifth-round choice in the 1977 Entry Draft.

GOALTENDERS

GOALIE	W-L-T	GP	MP	GA	SO	GAA
Denis Herron	15-11-5	34	1920	94	1	2.94
Dunc Wilson	18-19-8	45	2627	129	5	2.95
Gordie Laxton	1-3-0	6	253	26	0	6.17
TOTALS	34-33-13	80	4800	252	6	3.15

SCORING

PLAYERS	GP	G	A	PTS	PIM
Jean Pronovost	79	33	31	64	24
Pierre Larouche	65	29	34	63	14
Syl Apps	72	18	43	61	20
Rick Kehoe	80	30	27	57	10
Ron Schock	80	17	32	49	10
Mike Corrigan	73	14	27	41	36
Ron Stackhouse	80	7	34	41	72
Greg Malone	66	18	19	37	43
Blair Chapman	80	14	23	37	16
Wayne Bianchin	79	28	6	34	28
Bob Kelly	74	10	21	31	115
Dennis Owchar	46	5	18	23	37
Stan Gilbertson	67	6	9	15	13
Mario Faubert	47	2	11	13	32
Russ Anderson	66	2	11	13	81
Don Awrey	79	1	12	13	40
Dave Burrows	69	3	6	9	29
Lew Morrison	76	2	1	3	0
Ed Van Impe	10	0	3	3	6
Lowell MacDonald	3	1	1	2	0
Vic Hadfield	9	0	2	2	0
Tom Price	7	0	2	2	4
Denis Herron	34	0	1	1	4
Dunc Wilson	45	0	1	1	21
Yves Bergeron	1	0	0	0	0
Steve Lyon	3	0	0	0	2
Gordie Laxton	6	0	0	0	0
Ed Gilbert	7	0	0	0	0
Bench					12

GAMES

DATE	RESULT	SCORE	OPPONENT
Oct. 6	W	9-5	VANCOUVER
Oct. 7	L	1-10	Montreal
Oct. 9	L	4-7	LOS ANGELES
Oct. 13	L	1-4	Chicago
Oct. 15	L	1-2	Atlanta
Oct. 16	W	4-3	DETROIT
Oct. 20	T	4-4	Toronto
Oct. 23	L	1-9	MONTREAL
Oct. 24	T	3-3	ATLANTA
Oct. 27	T	4-4	Buffalo
Oct. 28	L	0-3	Philadelphia
Oct. 30	T	2-2	NY RANGERS
Nov. 2	W	7-1	LOS ANGELES
Nov. 5	W	4-1	Colorado
Nov. 7	T	2-2	Cleveland
Nov. 10	L	2-3	Minnesota
Nov. 13	W	1-0	PHILADELPHIA
Nov. 14	W	5-1	NY Rangers
Nov. 20	L	2-5	COLORADO
Nov. 21	W	5-0	CHICAGO
Nov. 24	L	0-4	BOSTON
Nov. 26	W	3-1	Cleveland
Nov. 27	L	1-3	NY ISLANDERS
Nov. 30	L	4-6	Washington
Dec. 2	W	4-2	NY Islanders
Dec. 4	L	1-3	Montreal
Dec. 7	W	6-2	MINNESOTA
Dec. 9	W	2-1	Buffalo
Dec. 11	L	3-6	NY Islanders
Dec. 12	W	5-3	ST. LOUIS
Dec. 16	W	5-4	CLEVELAND
Dec. 18	L	3-5	WASHINGTON
Dec. 19	L	3-6	Boston
Dec. 22	W	5-2	Toronto
Dec. 23	L	2-5	Detroit
Dec. 26	W	4-2	TORONTO
Dec. 29	T	3-3	MONTREAL
Jan. 1	W	6-3	BUFFALO
Jan. 4	T	2-2	VANCOUVER
Jan. 6	T	3-3	Washington
Jan. 8	W	4-2	CHICAGO
Jan. 11	L	0-2	TORONTO

DATE	RESULT	SCORE	OPPONENT
Jan. 15	W	5-2	BUFFALO
Jan. 16	L	5-6	ATLANTA
Jan. 19	W	3-0	Vancouver
Jan. 20	L	3-5	Los Angeles
Jan. 22	W	3-2	NY ISLANDERS
Jan. 27	W	3-0	NY Rangers
Jan. 29	L	2-5	PHILADELPHIA
Jan. 30	W	5-2	BOSTON
Feb. 2	W	5-2	MINNESOTA
Feb. 3	T	0-0	Cleveland
Feb. 5	W	3-1	DETROIT
Feb. 6	L	2-5	Colorado
Feb. 8	L	3-6	St. Louis
Feb. 11	L	2-3	Vancouver
Feb. 12	W	3-2	Los Angeles
Feb. 16	T	4-4	MONTREAL
Feb. 19	T	6-6	Toronto
Feb. 20	W	4-1	CLEVELAND
Feb. 22	L	1-3	Washington
Feb. 24	L	2-3	Detroit
Feb. 26	W	2-1	WASHINGTON
Feb. 27	T	2-2	BOSTON
Mar. 2	L	0-5	LOS ANGELES
Mar. 3	L	1-5	Montreal
Mar. 5	T	3-3	Los Angeles
Mar. 6	W	2-1	St. Louis
Mar. 9	W	3-0	COLORADO
Mar. 12	W	3-2	BUFFALO
Mar. 13	L	0-4	Philadelphia
Mar. 15	L	3-7	Atlanta
Mar. 16	W	7-3	ST. LOUIS
Mar. 19	L	2-5	NY RANGERS
Mar. 20	L	2-3	Chicago
Mar. 22	W	4-2	Minnesota
Mar. 27	L	0-3	Boston
Mar. 30	L	3-4	WASHINGTON
Apr. 2	W	4-3	Detroit
Apr. 3	W	4-2	DETROIT

Home games in all CAPS

34-33-13, 3RD, NORRIS DIVISION

1977-78

HIGHLIGHTS

- Johnny Wilson is named head coach on June 13.
- Pete Mahovlich records a hat trick in his first game with the Penguins, a 6-4 win over Detroit on Nov. 30.
- Jean Pronovost posts a seven-game goal streak from Jan. 2 through Jan. 14.
- Edward J. DeBartolo takes control of the Penguins on Apr. 5.

TRANSACTIONS

- Sept. 20, 1977** - Obtained Brian Spencer from Buffalo for Ron Schock.
- Oct. 1, 1977** - Obtained Bob Paradise from Washington for the rights to Don Awrey.
- Nov. 2, 1977** - Obtained Gene Carr, Dave Schultz and a fourth-round choice in the 1978 Entry Draft from Los Angeles for Syl Apps and Hartland Monahan.
- Nov. 29, 1977** - Obtained Peter Lee and Pete Mahovlich from Montreal for Pierre Larouche and the rights to Peter Marsh.

GOALTENDERS

GOALIE	W-L-T	GP	MP	GA	SO	GAA
Denis Herron	20-25-15	60	3534	210	0	3.57
Dunc Wilson	5-11-3	21	1180	95	0	4.83
Gordie Laxton	0-1-0	2	73	9	0	7.40
Greg Redquest	0-0-0	1	13	3	0	13.85
TOTALS	25-37-18	80	4800	321	0	4.01

SCORING

PLAYERS	GP	G	A	PTS	PIM
Jean Pronovost	79	40	25	65	50
Pete Mahovlich	57	25	36	61	37
Greg Malone	78	18	43	61	80
Gene Carr	70	17	37	54	76
Rick Kehoe	70	29	21	50	10
Blair Chapman	75	24	20	44	37
Tom Edur	58	5	38	43	18
Dave Schultz	66	9	25	34	378
Wayne Bianchin	61	20	13	33	40
Brian Spencer	79	9	11	20	81
Mike Corrigan	25	8	12	20	10
Ron Stackhouse	50	5	15	20	36
Dave Burrows	67	4	15	19	24
Peter Lee	60	5	13	18	19
Russ Anderson	74	2	16	18	150
Lowell MacDonald	19	5	8	13	2
John Flesch	29	7	5	12	19
Bob Paradise	64	2	10	12	53
Pierre Larouche	20	6	5	11	0
Dennis Owchar	22	2	8	10	23
Colin Campbell	55	1	9	10	103
Tom Cassidy	26	3	4	7	15
Syl Apps	9	0	7	7	0
Jim Hamilton	25	2	4	6	2
Mario Faubert	18	0	6	6	11
Derek Sanderson	13	3	1	4	0
Jacques Cossette	19	1	2	3	4
Hartland Monahan	7	2	0	2	2
Lew Morrison	8	0	2	2	0
Dunc Wilson	21	0	1	1	0
Denis Herron	60	0	1	1	6
Greg Redquest	1	0	0	0	0
Kim Davis	1	0	0	0	0
Gordie Laxton	2	0	0	0	0
Tom Price	10	0	0	0	0
Bench					14

GAMES

DATE	RESULT	SCORE	OPPONENT
Oct. 12	W	4-2	ST. LOUIS
Oct. 14	L	1-2	Washington
Oct. 15	L	2-8	PHILADELPHIA
Oct. 19	T	3-3	NY Rangers
Oct. 20	L	0-11	Philadelphia
Oct. 22	W	5-2	ATLANTA
Oct. 23	W	3-2	Cleveland
Oct. 26	L	3-4	DETROIT
Oct. 29	L	3-5	BOSTON
Nov. 2	L	1-3	Detroit
Nov. 4	L	2-5	Atlanta
Nov. 5	L	3-4	NY Islanders
Nov. 9	W	5-3	CLEVELAND
Nov. 12	W	7-4	CHICAGO
Nov. 13	T	3-3	Buffalo
Nov. 16	L	4-7	Minnesota
Nov. 19	T	5-5	NY RANGERS
Nov. 22	T	3-3	Vancouver
Nov. 24	L	3-5	Los Angeles
Nov. 26	W	5-2	NY ISLANDERS
Nov. 29	L	1-9	Montreal
Nov. 30	W	6-4	DETROIT
Dec. 3	T	4-4	BUFFALO
Dec. 4	W	4-2	Washington
Dec. 6	T	3-3	Colorado
Dec. 8	L	3-5	LOS ANGELES
Dec. 10	L	2-6	Boston
Dec. 11	L	1-5	ATLANTA
Dec. 14	L	2-3	St. Louis
Dec. 17	W	5-3	MONTREAL
Dec. 22	T	3-3	Buffalo
Dec. 23	L	2-6	TORONTO
Dec. 26	W	5-4	Toronto
Dec. 28	T	2-2	WASHINGTON
Dec. 29	L	3-4	Montreal
Dec. 31	W	6-3	CLEVELAND
Jan. 2	L	2-3	Washington
Jan. 4	W	8-3	VANCOUVER
Jan. 7	T	3-3	LOS ANGELES
Jan. 9	W	5-3	NY Rangers
Jan. 11	L	6-8	MONTREAL
Jan. 12	T	4-4	Philadelphia

DATE	RESULT	SCORE	OPPONENT
Jan. 14	W	4-2	CLEVELAND
Jan. 18	L	0-1	Atlanta
Jan. 21	L	2-5	WASHINGTON
Jan. 22	W	3-1	NY RANGERS
Jan. 28	T	3-3	BUFFALO
Jan. 29	L	2-8	Boston
Jan. 31	W	5-3	Detroit
Feb. 1	W	6-1	MINNESOTA
Feb. 4	L	1-8	BOSTON
Feb. 7	W	4-2	Colorado
Feb. 11	T	3-3	Los Angeles
Feb. 14	W	2-1	CHICAGO
Feb. 18	T	1-1	LOS ANGELES
Feb. 19	T	2-2	Chicago
Feb. 21	W	5-4	St. Louis
Feb. 22	T	2-2	ST. LOUIS
Feb. 25	L	1-3	PHILADELPHIA
Feb. 26	T	4-4	Buffalo
Mar. 1	L	2-5	MONTREAL
Mar. 4	L	3-6	NY Islanders
Mar. 5	T	3-3	NY ISLANDERS
Mar. 8	W	5-3	COLORADO
Mar. 11	L	1-3	VANCOUVER
Mar. 12	L	1-7	TORONTO
Mar. 14	L	2-4	Los Angeles
Mar. 15	L	4-7	Vancouver
Mar. 18	W	3-2	Toronto
Mar. 19	L	1-9	Chicago
Mar. 21	L	1-7	Minnesota
Mar. 22	L	2-5	COLORADO
Mar. 25	T	2-2	DETROIT
Mar. 29	L	2-6	Montreal
Mar. 30	L	3-6	Boston
Apr. 2	W	6-3	TORONTO
Apr. 5	W	7-2	MINNESOTA
Apr. 6	L	4-6	Detroit
Apr. 8	L	4-6	WASHINGTON
Apr. 9	W	3-2	Cleveland

Home games in all CAPS

25-37-18, 4TH, NORRIS DIVISION

1978-79

HIGHLIGHTS

- Penguins record a 10-game unbeaten streak (6-0-4) from Mar. 13 through Mar. 28.
- The Penguins set a then single-season record with 34 road points.
- George Ferguson scores in overtime to eliminate Buffalo from the preliminary round of the playoffs, 2-1.

TRANSACTIONS

- June 13, 1978** - Obtained Randy Carlyle and George Ferguson from Toronto for Dave Burrows.
- June 14, 1978** - Obtained Tom Bladon, Orest Kindrachuk and Ross Lonsberry from Philadelphia for a first-round choice in the 1978 Entry Draft.
- Sept. 6, 1978** - Obtained Gregg Sheppard from Boston in a three-way deal, with Pittsburgh sending Jean Pronovost to Atlanta and Atlanta sending Dick Redmond to Boston.
- Oct. 18, 1978** - Obtained Rod Schutt from Montreal for a first-round choice in the 1981 Entry Draft.

GOALTENDERS

GOALIE	W-L-T	GP	MP	GA	SO	GAA
Denis Herron	22-19-12	56	3208	180	0	3.37
Greg Millen	14-11-1	28	1532	86	2	3.37
Gordie Laxton	0-1-0	1	60	8	0	8.00
TOTALS	36-31-13	80	4800	279	2	3.49

SCORING

PLAYERS	GP	G	A	PTS	PIM
Greg Malone	80	35	30	65	52
Orest Kindrachuk	79	18	42	60	84
Peter Lee	80	32	26	58	24
Peter Mahovlich	60	14	39	53	39
George Ferguson	80	21	29	50	37
Randy Carlyle	70	13	34	47	78
Ross Lonsberry	80	24	22	46	38
Rick Kehoe	57	27	18	45	2
Rod Schutt	74	24	21	45	33
Ron Stackhouse	75	10	33	43	54
Gregg Sheppard	60	15	22	37	9
Dale Tallon	63	5	24	29	35
Tom Bladon	78	4	23	27	64
Gary McAdam	68	11	14	25	15
Colin Campbell	65	2	18	20	137
Blair Chapman	71	10	8	18	18
Russ Anderson	72	3	13	16	93
Wayne Bianchin	40	7	4	11	20
Jacques Cossette	38	7	2	9	16
Denis Herron	56	0	2	2	18
Kim Davis	1	1	0	1	0
Bob Paradise	14	0	1	1	4
Gordon Laxton	1	0	0	0	0
Jim Hamilton	2	0	0	0	0
Tom Price	2	0	0	0	4
Lex Hudson	2	0	0	0	0
Mike Meeker	4	0	0	0	5
Brian Spencer	7	0	0	0	0
Greg Millen	28	0	0	0	0
Bench					16

GAMES

DATE	RESULT	SCORE	OPPONENT	DATE	RESULT	SCORE	OPPONENT
Oct. 11	L	2-3	TORONTO	Jan. 14	W	5-4	Buffalo
Oct. 12	L	2-8	Boston	Jan. 16	W	5-0	MINNESOTA
Oct. 14	T	4-4	BOSTON	Jan. 17	L	1-4	Detroit
Oct. 18	L	3-5	NY ISLANDERS	Jan. 20	L	2-5	WASHINGTON
Oct. 19	L	1-3	Philadelphia	Jan. 24	L	1-4	Los Angeles
Oct. 21	W	5-1	WASHINGTON	Jan. 25	L	3-5	Colorado
Oct. 25	T	6-6	ST. LOUIS	Jan. 27	W	5-3	LOS ANGELES
Oct. 28	L	2-4	ATLANTA	Jan. 31	L	1-4	MONTREAL
Oct. 29	L	2-3	NY Rangers	Feb. 3	W	4-2	DETROIT
Nov. 1	L	4-6	Washington	Feb. 4	L	3-8	Detroit
Nov. 3	L	0-2	Atlanta	Feb. 15	W	6-5	MINNESOTA
Nov. 4	W	7-3	DETROIT	Feb. 17	W	6-3	BUFFALO
Nov. 8	W	6-3	COLORADO	Feb. 18	L	2-6	Detroit
Nov. 9	T	4-4	Buffalo	Feb. 21	W	3-1	MONTREAL
Nov. 11	L	1-2	NY RANGERS	Feb. 22	L	0-12	Montreal
Nov. 16	W	6-3	Vancouver	Feb. 24	W	5-1	CHICAGO
Nov. 18	W	3-1	Los Angeles	Feb. 25	T	2-2	Chicago
Nov. 22	L	2-3	MONTREAL	Feb. 28	W	5-3	COLORADO
Nov. 23	L	4-8	Montreal	Mar. 3	L	4-8	St. Louis
Nov. 25	L	1-3	PHILADELPHIA	Mar. 4	W	7-2	Colorado
Nov. 26	L	2-8	Toronto	Mar. 7	L	0-4	LOS ANGELES
Nov. 29	W	5-3	WASHINGTON	Mar. 10	W	3-2	PHILADELPHIA
Dec. 1	W	7-4	Washington	Mar. 11	L	0-4	Toronto
Dec. 2	W	5-2	CHICAGO	Mar. 13	W	9-3	Vancouver
Dec. 5	T	3-3	NY Islanders	Mar. 14	T	3-3	Los Angeles
Dec. 6	W	6-4	TORONTO	Mar. 17	W	5-2	Washington
Dec. 8	T	3-3	Montreal	Mar. 18	W	5-1	NY Rangers
Dec. 9	T	4-4	BUFFALO	Mar. 21	T	2-2	WASHINGTON
Dec. 13	W	3-0	ST. LOUIS	Mar. 22	W	3-1	Boston
Dec. 14	L	1-2	Philadelphia	Mar. 24	T	3-3	NY Islanders
Dec. 16	W	6-5	VANCOUVER	Mar. 25	T	2-2	NY ISLANDERS
Dec. 17	T	3-3	Chicago	Mar. 27	W	5-1	Minnesota
Dec. 21	W	4-1	Los Angeles	Mar. 28	W	7-1	NY RANGERS
Dec. 23	L	3-5	Minnesota	Mar. 31	L	3-5	Montreal
Dec. 27	W	5-2	LOS ANGELES	Apr. 1	L	2-7	ATLANTA
Dec. 30	W	3-1	DETROIT	Apr. 3	W	3-2	St. Louis
Dec. 31	W	5-4	Detroit	Apr. 7	W	4-3	DETROIT
Jan. 3	L	3-5	VANCOUVER	Apr. 18	L	2-5	Washington
Jan. 5	T	3-3	Atlanta				
Jan. 6	L	3-4	LOS ANGELES				
Jan. 10	W	3-2	MONTREAL				
Jan. 13	W	5-3	BOSTON				

Home games in all CAPS

36-31-13, 2ND, NORRIS DIVISION

1979-80

HIGHLIGHTS

- Greg Malone records six assists vs. Quebec on Nov. 28.
- The Penguins wear black and gold for the first time vs. St. Louis on Jan. 30.
- Olympian Mark Johnson makes his Penguins debut on Mar. 2 vs. the New York Islanders.

TRANSACTIONS

- Aug. 3, 1979** - Obtained Nick Libett from Detroit for Pete Mahovich.
- Aug. 30, 1979** - Obtained Rob Holland and Pat Hughes from Montreal for Denis Herron and a second-round choice in the 1982 Entry Draft.
- Nov. 13, 1979** - Obtained Bob Stewart from St. Louis for Blair Chapman.

GOALTENDERS

GOALIE	W-L-T	GP	MP	GA	SO	GAA
Nick Ricci	2-2-0	4	240	14	0	3.50
Greg Millen	18-18-7	44	2586	157	2	3.64
Rob Holland	10-17-6	34	1974	126	1	3.83
TOTALS	30-37-13	80	4800	303	3	3.79

SCORING

PLAYERS	GP	G	A	PTS	PIM
Rick Kehoe	79	30	30	60	4
Greg Malone	51	19	32	51	46
George Ferguson	73	21	28	49	36
Orest Kindrachuk	52	17	29	46	63
Peter Lee	74	16	29	45	20
Gary McAdam	78	19	22	41	63
Rod Schutt	73	18	21	39	43
Gregg Sheppard	76	13	24	37	20
Randy Carlyle	67	8	28	36	45
Ross Lonsberry	76	15	18	33	36
Ron Stackhouse	78	6	27	33	36
Pat Hughes	76	18	14	32	78
Russ Anderson	76	5	22	27	150
Nick Libett	78	14	12	26	14
Paul Marshall	46	9	12	21	9
Mario Faubert	49	5	13	18	31
Dale Tallon	32	5	9	14	18
Bob Stewart	75	3	8	11	56
Kim Davis	24	3	7	10	43
Mark Johnson	17	3	5	8	4
Tom Bladon	57	2	6	8	35
Greg Millen	44	0	3	3	14
Kim Clackson	46	0	3	3	166
Jim Hamilton	10	2	0	2	0
Nick Ricci	4	0	0	0	0
Rob Holland	34	0	0	0	2
Bench					10

GAMES

DATE	RESULT	SCORE	OPPONENT	DATE	RESULT	SCORE	OPPONENT
Oct. 10	W	4-2	WINNIPEG	Jan. 18	L	1-7	Hartford
Oct. 13	T	3-3	HARTFORD	Jan. 19	L	2-5	EDMONTON
Oct. 14	W	4-1	Boston	Jan. 23	L	3-4	Edmonton
Oct. 17	L	4-5	LOS ANGELES	Jan. 24	L	1-4	Colorado
Oct. 20	W	5-1	WASHINGTON	Jan. 26	L	4-6	BOSTON
Oct. 21	L	3-6	NY Rangers	Jan. 27	W	5-3	Boston
Oct. 24	L	3-7	Buffalo	Jan. 30	L	3-4	ST. LOUIS
Oct. 25	L	5-8	Montreal	Jan. 31	L	3-4	Detroit
Oct. 31	W	4-2	COLORADO	Feb. 2	L	0-4	PHILADELPHIA
Nov. 3	T	3-3	ATLANTA	Feb. 7	L	0-9	Buffalo
Nov. 7	T	3-3	MONTREAL	Feb. 9	L	2-5	MINNESOTA
Nov. 10	L	1-6	BOSTON	Feb. 10	L	2-3	Chicago
Nov. 11	W	4-1	NY Rangers	Feb. 14	W	4-2	Toronto
Nov. 15	T	3-3	Los Angeles	Feb. 16	L	1-8	Montreal
Nov. 16	L	2-5	Vancouver	Feb. 17	L	5-6	Philadelphia
Nov. 18	W	3-2	Winnipeg	Feb. 20	W	7-5	DETROIT
Nov. 21	W	5-2	ST. LOUIS	Feb. 23	W	2-1	QUEBEC
Nov. 23	L	1-4	Atlanta	Feb. 24	L	0-2	Quebec
Nov. 24	W	5-3	NY RANGERS	Feb. 27	W	3-2	WINNIPEG
Nov. 28	W	7-2	QUEBEC	Mar. 2	T	0-0	NY ISLANDERS
Nov. 30	L	5-7	Hartford	Mar. 3	L	1-5	St. Louis
Dec. 1	W	5-4	COLORADO	Mar. 5	L	3-5	TORONTO
Dec. 5	T	3-3	VANCOUVER	Mar. 8	W	5-4	EDMONTON
Dec. 7	W	5-3	Washington	Mar. 9	L	2-6	Detroit
Dec. 8	T	3-3	CHICAGO	Mar. 11	L	3-4	PHILADELPHIA
Dec. 11	T	3-3	St. Louis	Mar. 12	W	4-2	LOS ANGELES
Dec. 12	T	3-3	NY ISLANDERS	Mar. 15	W	5-2	MINNESOTA
Dec. 15	T	3-3	NY Islanders	Mar. 18	L	3-4	Minnesota
Dec. 16	L	1-4	Quebec	Mar. 21	L	2-9	Edmonton
Dec. 19	T	0-0	Chicago	Mar. 23	W	4-2	Winnipeg
Dec. 20	T	1-1	Philadelphia	Mar. 25	W	4-2	Vancouver
Dec. 22	L	3-4	NY RANGERS	Mar. 27	T	2-2	Los Angeles
Dec. 26	W	6-4	DETROIT	Mar. 28	L	0-5	Colorado
Dec. 28	W	4-2	Atlanta	Mar. 30	W	4-0	WASHINGTON
Dec. 29	W	3-2	ATLANTA	Apr. 1	L	2-6	Washington
Jan. 2	W	5-3	MONTREAL	Apr. 2	W	6-4	HARTFORD
Jan. 3	W	4-3	NY Islanders	Apr. 5	L	1-9	BUFFALO
Jan. 5	L	4-5	BUFFALO				
Jan. 7	L	5-9	Toronto				
Jan. 9	W	4-2	VANCOUVER				
Jan. 12	L	2-3	CHICAGO				
Jan. 16	W	6-4	TORONTO				

Home games in all CAPS

30-37-13, 3RD, NORRIS DIVISION

1980-81

HIGHLIGHTS

- Ed Johnston is named head coach on July 15.
- Paul Gardner scores four goals vs. Philadelphia on Dec. 13, becoming the first Penguin to accomplish the feat.
- Rick Kehoe sets a new team record with 55 goals.
- Randy Carlyle is named a First-Team All-Star.
- Rick Kehoe wins the Lady Byng Trophy and Randy Carlyle wins the James Norris Trophy.

TRANSACTIONS

- Nov. 18, 1980** - Obtained Paul Gardner and Dave Burrows from Toronto for Paul Marshall and Kim Davis.
- Jan. 2, 1981** - Obtained Gary Rissling from Washington for a fifth-round choice in the 1981 Entry Draft.
- Mar. 10, 1981** - Obtained Pat Price from Edmonton for Pat Hughes.

GOALTENDERS

GOALIE	W-L-T	GP	MP	GA	SO	GAA
Nick Ricci	4-5-0	9	540	35	0	3.89
Greg Millen	25-27-10	63	3721	258	0	4.16
Rob Holland	1-5-3	10	539	45	0	5.01
TOTALS	30-37-13	80	4800	345	0	4.31

SCORING

PLAYERS	GP	G	A	PTS	PIM
Rick Kehoe	80	55	33	88	6
Randy Carlyle	76	16	67	83	136
Paul Gardner	62	34	40	74	59
Peter Lee	80	30	34	64	86
Rod Schutt	80	25	35	60	55
Mario Faubert	72	8	44	52	118
Greg Malone	62	21	29	50	68
Ross Lonsberry	80	17	33	50	76
George Ferguson	79	25	18	43	42
Pat Price	72	8	34	42	226
Errol Thompson	73	20	20	40	64
Ron Stackhouse	74	6	29	35	86
Mark Johnson	73	10	23	33	50
Gregg Sheppard	47	11	17	28	49
Pat Hughes	58	10	9	19	161
Paul Baxter	51	5	14	19	204
Russ Anderson	34	3	14	17	112
Nick Libett	44	6	6	12	4
Orest Kindrachuk	13	3	9	12	34
Gary McAdam	34	3	9	12	30
Marc Chorney	8	1	6	7	14
Jim Hamilton	20	1	6	7	18
Paul Marshall	13	3	0	3	4
Mike Bullard	15	1	2	3	19
Dave Burrows	59	0	2	2	30
Greg Millen	63	0	2	2	6
Kim Davis	8	1	0	1	4
Gary Rissling	26	1	0	1	143
Bennett Wolf	24	0	1	1	94
Gilles Lupien	31	0	1	1	34
Tony Feltrin	2	0	0	0	0
Nick Ricci	9	0	0	0	2
Rob Holland	10	0	0	0	0

GAMES

DATE	RESULT	SCORE	OPPONENT
Oct. 9	L	4-7	Philadelphia
Oct. 11	W	5-4	WINNIPEG
Oct. 12	W	6-3	NY Rangers
Oct. 15	L	2-5	HARTFORD
Oct. 18	L	2-4	BUFFALO
Oct. 21	L	5-8	Toronto
Oct. 22	W	9-3	ST. LOUIS
Oct. 25	L	2-8	CALGARY
Oct. 29	T	1-1	Buffalo
Oct. 31	W	6-5	Winnipeg
Nov. 1	L	3-6	Minnesota
Nov. 3	T	4-4	Edmonton
Nov. 5	L	1-2	TORONTO
Nov. 8	W	5-3	DETROIT
Nov. 9	L	4-7	Boston
Nov. 12	L	1-3	WASHINGTON
Nov. 14	T	3-3	NY Rangers
Nov. 15	L	4-7	BOSTON
Nov. 19	L	2-3	MINNESOTA
Nov. 22	W	4-2	COLORADO
Nov. 26	L	4-7	VANCOUVER
Nov. 27	T	3-3	Boston
Nov. 29	L	2-4	NY RANGERS
Dec. 3	T	4-4	Toronto
Dec. 4	W	3-2	Montreal
Dec. 6	W	6-4	CHICAGO
Dec. 7	L	1-10	Buffalo
Dec. 10	W	4-3	MONTREAL
Dec. 12	W	6-2	Washington
Dec. 13	L	5-6	PHILADELPHIA
Dec. 17	T	3-3	Los Angeles
Dec. 19	L	4-10	Vancouver
Dec. 20	T	3-3	Calgary
Dec. 23	L	3-6	St. Louis
Dec. 26	L	7-9	Hartford
Dec. 27	W	6-4	QUEBEC
Dec. 31	L	1-3	Detroit
Jan. 3	W	6-4	DETROIT
Jan. 4	L	2-3	Chicago
Jan. 7	W	7-3	NY ISLANDERS
Jan. 8	L	2-4	Montreal
Jan. 10	L	3-5	CHICAGO

DATE	RESULT	SCORE	OPPONENT
Jan. 13	L	3-6	NY Islanders
Jan. 14	W	6-3	ST. LOUIS
Jan. 17	W	5-4	LOS ANGELES
Jan. 21	L	0-5	PHILADELPHIA
Jan. 24	W	4-3	CALGARY
Jan. 27	L	1-7	St. Louis
Jan. 28	W	3-1	MINNESOTA
Jan. 31	T	4-4	WASHINGTON
Feb. 2	L	4-8	Chicago
Feb. 4	W	3-2	Winnipeg
Feb. 6	L	4-6	Colorado
Feb. 7	L	4-5	Calgary
Feb. 12	W	5-3	NY ISLANDERS
Feb. 14	T	2-2	VANCOUVER
Feb. 17	L	1-4	Philadelphia
Feb. 19	W	6-2	HARTFORD
Feb. 21	L	1-6	BUFFALO
Feb. 22	W	9-4	COLORADO
Feb. 25	W	4-3	WINNIPEG
Feb. 26	W	7-5	Washington
Feb. 28	W	6-4	NY RANGERS
Mar. 2	W	5-4	Quebec
Mar. 4	W	6-5	LOS ANGELES
Mar. 7	L	5-8	Minnesota
Mar. 8	W	6-4	EDMONTON
Mar. 11	L	1-2	MONTREAL
Mar. 14	T	3-3	QUEBEC
Mar. 16	L	6-7	Edmonton
Mar. 17	L	3-4	Vancouver
Mar. 19	T	4-4	Los Angeles
Mar. 21	W	3-1	Colorado
Mar. 25	W	5-2	TORONTO
Mar. 28	T	4-4	NY Islanders
Mar. 29	L	2-5	EDMONTON
Mar. 31	L	1-5	Quebec
Apr. 2	T	1-1	Detroit
Apr. 4	L	2-5	BOSTON
Apr. 5	W	5-4	Hartford

Home games in all CAPS

30-37-13, 3RD, NORRIS DIVISION

1981-82

HIGHLIGHTS

- Michel Dion is named the starting goaltender in the NHL All-Star Game.
- Pittsburgh breaks the New York Islanders' then NHL-record 15-game winning streak with a 4-3 victory on Feb. 21.
- Mike Bullard's 37 goals are the most by a Penguins rookie.
- Paul Baxter sets a team record with 409 penalty minutes.

TRANSACTIONS

- June 29, 1981** - Obtained Pat Boutette and Kevin McClelland from Hartford as compensation for Hartford signing free agent Greg Malone.
- Dec. 29, 1981** - Obtained Rick MacLeish from Hartford for Russ Anderson.
- Feb. 14, 1982** - Obtained Gary Edwards from St. Louis for an eighth-round choice in the 1984 Entry Draft.

GOALTENDERS

GOALIE	W-L-T	GP	MP	GA	SO	GAA
Gary Edwards	3-2-1	6	360	22	1	3.67
Michel Dion	25-24-12	62	3580	226	0	3.79
Nick Ricci	0-3-0	3	160	14	0	5.25
Paul Harrison	3-7-0	13	700	64	0	5.49
TOTALS	31-36-13	80	4800	337	1	4.21

SCORING

PLAYERS	GP	G	A	PTS	PIM
Rick Kehoe	71	33	52	85	8
Randy Carlyle	73	11	64	75	131
Pat Boutette	80	23	51	74	230
Paul Gardner	59	36	33	69	28
Mike Bullard	75	37	27	64	91
George Ferguson	71	22	31	53	45
Rick MacLeish	74	19	28	47	44
Paul Baxter	76	9	34	43	409
Greg Malone	78	15	24	39	125
Pat Price	77	7	31	38	322
Peter Lee	74	18	16	34	98
Doug Shedden	38	10	15	25	12
Gregg Sheppard	58	11	10	21	35
Mark Johnson	46	10	11	21	30
Rod Schutt	35	9	12	21	42
Ron Stackhouse	76	2	19	21	102
Andre St. Laurent	34	10	9	19	32
Bob Simpson	26	9	9	18	4
Steve Gatzos	16	6	8	14	14
Pat Graham	42	6	8	14	55
Mario Faubert	14	4	8	12	14
Greg Hotham	28	4	6	10	16
Jim Hamilton	11	5	3	8	2
Paul Mulvey	27	1	7	8	76
Marc Chorney	60	1	6	7	63
Kevin McClelland	10	1	4	5	4
Randy Boyd	23	0	2	2	49
Russ Anderson	31	0	1	1	98
Michel Dion	62	0	1	1	4
Dave Hannan	1	0	0	0	0
Bennett Wolf	1	0	0	0	2
Nick Ricci	3	0	0	0	0
Tony Feltrin	5	0	0	0	4
Gary Edwards	6	0	0	0	2
Paul Harrison	13	0	0	0	0
Gary Rissling	16	0	0	0	55
Bench					10

GAMES

DATE	RESULT	SCORE	OPPONENT	DATE	RESULT	SCORE	OPPONENT
Oct. 6	L	2-6	St. Louis	Jan. 13	L	1-6	Winnipeg
Oct. 7	T	5-5	Chicago	Jan. 16	L	0-4	Calgary
Oct. 10	W	2-1	QUEBEC	Jan. 17	T	3-3	Vancouver
Oct. 11	L	2-8	Philadelphia	Jan. 20	W	5-4	BOSTON
Oct. 14	L	1-4	NY ISLANDERS	Jan. 21	L	1-6	NY Islanders
Oct. 17	W	5-2	MINNESOTA	Jan. 23	T	5-5	PHILADELPHIA
Oct. 18	L	2-3	Detroit	Jan. 26	L	2-9	NY Islanders
Oct. 20	W	5-3	COLORADO	Jan. 27	L	3-6	NY ISLANDERS
Oct. 22	T	3-3	Calgary	Jan. 30	W	2-1	WINNIPEG
Oct. 23	L	3-8	Edmonton	Jan. 31	L	3-8	Washington
Oct. 25	W	6-4	Vancouver	Feb. 2	L	6-9	MINNESOTA
Oct. 28	L	3-5	TORONTO	Feb. 6	L	4-6	WASHINGTON
Oct. 29	L	4-6	Philadelphia	Feb. 7	L	4-5	Philadelphia
Oct. 31	W	3-1	BUFFALO	Feb. 10	T	3-3	HARTFORD
Nov. 4	W	6-3	NY RANGERS	Feb. 11	L	2-4	Montreal
Nov. 7	W	7-2	PHILADELPHIA	Feb. 13	T	3-3	LOS ANGELES
Nov. 11	W	3-2	Washington	Feb. 16	L	2-6	NY Islanders
Nov. 14	T	3-3	Boston	Feb. 17	L	3-5	NY RANGERS
Nov. 18	W	6-1	ST. LOUIS	Feb. 20	W	6-5	PHILADELPHIA
Nov. 20	T	3-3	TORONTO	Feb. 21	W	4-3	NY ISLANDERS
Nov. 21	L	5-9	Montreal	Feb. 25	L	2-4	NY Islanders
Nov. 24	W	7-1	Quebec	Feb. 27	L	1-4	EDMONTON
Nov. 25	W	2-1	MONTREAL	Feb. 28	W	4-2	NY Rangers
Nov. 28	W	5-3	DETROIT	Mar. 3	L	2-3	BOSTON
Dec. 1	W	4-2	WINNIPEG	Mar. 6	W	6-4	Quebec
Dec. 5	L	1-3	St. Louis	Mar. 7	T	4-4	CALGARY
Dec. 6	L	4-7	Buffalo	Mar. 10	W	7-2	Washington
Dec. 9	L	1-4	PHILADELPHIA	Mar. 13	W	6-2	COLORADO
Dec. 12	W	7-4	WASHINGTON	Mar. 15	L	3-4	Minnesota
Dec. 14	L	4-5	NY Rangers	Mar. 17	L	4-10	Edmonton
Dec. 16	W	7-6	LOS ANGELES	Mar. 20	L	5-7	Los Angeles
Dec. 19	T	3-3	NY RANGERS	Mar. 21	W	6-0	Colorado
Dec. 20	L	1-3	Philadelphia	Mar. 24	L	2-7	NY RANGERS
Dec. 23	T	4-4	Toronto	Mar. 27	T	3-3	CHICAGO
Dec. 26	L	5-7	BUFFALO	Mar. 28	W	6-5	Washington
Dec. 27	L	3-5	NY Rangers	Mar. 31	T	4-4	WASHINGTON
Dec. 30	W	6-2	WASHINGTON	Apr. 2	W	7-5	NY Rangers
Jan. 2	W	9-4	HARTFORD	Apr. 4	W	7-2	NY ISLANDERS
Jan. 3	W	6-4	Hartford				
Jan. 6	L	3-6	Chicago				
Jan. 7	L	4-5	Detroit				
Jan. 9	W	4-3	VANCOUVER				

Home games in all CAPS

1982-83

HIGHLIGHTS

- Pat Boutette records hat tricks on Oct. 12 vs. Vancouver and Oct. 27 vs. Washington.
- Denis Herron records his fourth shutout as a Penguin in a 0-0 tie with Philadelphia on Dec. 4.
- Rick Kehoe is named to the Prince of Wales Conference All-Star Team.

TRANSACTIONS

- Sept. 15, 1982** - Obtained Denis Herron from Montreal for a third-round choice in the 1985 Entry Draft.
- Oct. 28, 1982** - Obtained Ron Meighan and Anders Hakansson from Minnesota for George Ferguson and a first-round choice in the 1983 Entry Draft.
- Nov. 8, 1982** - Obtained Stan Jonathan from Boston for future considerations.

GOALTENDERS

GOALIE	W-L-T	GP	MP	GA	SO	GAA
Michel Dion	12-30-4	49	2791	198	0	4.26
Denis Herron	5-18-5	31	1707	151	1	5.31
Nick Ricci	1-2-0	3	147	16	0	6.53
Roberto Romano	0-3-0	3	155	18	0	6.97
TOTALS	18-53-9	80	4800	394	1	4.93

SCORING

PLAYERS	GP	G	A	PTS	PIM
Doug Shedden	80	24	43	67	54
Rick Kehoe	75	29	36	65	12
Greg Malone	80	17	44	61	82
Pat Boutette	80	27	29	56	152
Randy Carlyle	61	15	41	56	110
Paul Gardner	70	28	27	55	12
Mike Bullard	57	22	22	44	60
Dave Hannan	74	11	22	33	127
Paul Baxter	75	11	21	32	238
Greg Hotham	58	2	30	32	39
Peter Lee	63	13	13	26	10
Andre St. Laurent	70	13	9	22	105
Anders Hakansson	67	9	12	21	35
Randy Boyd	56	4	14	18	71
Steve Gatzos	44	6	7	13	52
Pat Price	38	1	11	12	104
Kevin McClelland	38	5	4	9	73
Gary Rissling	40	5	4	9	128
Marc Chorney	67	3	5	8	66
Ron Meighan	41	2	6	8	16
Tony Feltrin	32	3	3	6	40
Pat Graham	20	1	5	6	16
Tim Hrynewich	30	2	3	5	48
Doug Lecuyer	12	1	4	5	12
Rick MacLeish	6	0	5	5	2
Rod Buskas	41	2	2	4	102
Stan Jonathan	20	0	3	3	13
Jim Hamilton	5	0	2	2	2
Michel Dion	49	0	2	2	8
Bob Simpson	4	1	0	1	0
Denis Herron	31	0	1	1	14
Rob Garner	1	0	0	0	0
Brian Lundberg	1	0	0	0	2
Nick Ricci	3	0	0	0	0
Roberto Romano	3	0	0	0	0
Rich Sutter	4	0	0	0	0
Rod Schutt	5	0	0	0	0
Bennett Wolf	5	0	0	0	37
George Ferguson	7	0	0	0	2
Ian Turnbull	7	0	0	0	4
Bench					20

GAMES

DATE	RESULT	SCORE	OPPONENT
Oct. 5	T	3-3	New Jersey
Oct. 9	L	3-5	NY RANGERS
Oct. 10	L	3-4	Boston
Oct. 12	W	5-4	VANCOUVER
Oct. 14	L	0-9	NY Islanders
Oct. 16	L	5-6	NEW JERSEY
Oct. 20	L	3-5	ST. LOUIS
Oct. 21	L	4-8	Quebec
Oct. 23	W	4-2	PHILADELPHIA
Oct. 27	W	7-5	WASHINGTON
Oct. 28	L	2-9	Philadelphia
Oct. 30	L	1-4	CALGARY
Oct. 31	L	2-6	NY Rangers
Nov. 2	W	3-1	NY Islanders
Nov. 4	T	4-4	New Jersey
Nov. 6	L	2-6	Los Angeles
Nov. 10	W	5-4	EDMONTON
Nov. 13	L	1-3	CALGARY
Nov. 14	T	6-6	Buffalo
Nov. 17	W	4-3	HARTFORD
Nov. 20	W	4-3	BOSTON
Nov. 24	W	4-3	TORONTO
Nov. 26	T	6-6	Minnesota
Nov. 27	L	3-5	St. Louis
Dec. 1	L	2-4	CHICAGO
Dec. 2	L	4-5	Washington
Dec. 4	T	0-0	PHILADELPHIA
Dec. 8	W	4-2	BUFFALO
Dec. 11	L	4-7	QUEBEC
Dec. 12	L	3-4	Philadelphia
Dec. 15	T	4-4	DETROIT
Dec. 18	L	1-3	WASHINGTON
Dec. 20	L	3-6	NY Rangers
Dec. 21	W	3-2	Hartford
Dec. 23	L	4-6	Detroit
Dec. 26	W	4-3	NY RANGERS
Dec. 28	L	3-6	Washington
Dec. 29	L	5-6	ST. LOUIS
Jan. 1	W	2-1	NY ISLANDERS
Jan. 2	L	1-5	Montreal
Jan. 7	L	2-7	Edmonton
Jan. 9	L	3-4	Winnipeg

DATE	RESULT	SCORE	OPPONENT
Jan. 12	L	0-7	MINNESOTA
Jan. 13	L	1-8	Philadelphia
Jan. 15	L	7-8	MONTREAL
Jan. 19	T	1-1	NEW JERSEY
Jan. 22	L	3-7	QUEBEC
Jan. 24	L	2-8	Toronto
Jan. 26	L	2-6	WASHINGTON
Jan. 28	L	2-7	Washington
Jan. 29	L	1-2	NY RANGERS
Jan. 31	L	2-3	New Jersey
Feb. 2	L	4-7	Chicago
Feb. 4	L	4-6	Winnipeg
Feb. 5	L	4-7	Calgary
Feb. 9	L	2-6	VANCOUVER
Feb. 10	L	3-7	Boston
Feb. 12	W	6-4	LOS ANGELES
Feb. 15	L	3-7	DETROIT
Feb. 17	L	1-4	NY Islanders
Feb. 19	L	7-10	EDMONTON
Feb. 21	L	2-4	Toronto
Feb. 23	W	6-4	WINNIPEG
Feb. 24	L	3-6	Philadelphia
Feb. 26	W	5-4	NEW JERSEY
Feb. 28	L	3-9	NY Rangers
Mar. 1	T	3-3	NY RANGERS
Mar. 4	L	2-10	Buffalo
Mar. 6	L	3-5	PHILADELPHIA
Mar. 10	L	3-4	NY ISLANDERS
Mar. 12	W	7-2	Hartford
Mar. 13	L	3-4	CHICAGO
Mar. 16	L	2-3	Minnesota
Mar. 19	W	7-4	Los Angeles
Mar. 21	L	3-7	Vancouver
Mar. 26	T	4-4	Washington
Mar. 27	L	1-4	NY ISLANDERS
Mar. 30	W	3-2	MONTREAL
Apr. 2	L	3-6	NY Islanders
Apr. 3	L	3-5	NEW JERSEY

Home games in all CAPS

18-53-9, 6TH, PATRICK DIVISION

1983-84

HIGHLIGHTS

- Lou Angotti is named head coach on July 20.
- Mike Bullard records 51 goals, the fourth Penguin to hit the 50-goal mark.

TRANSACTIONS

- Oct. 23, 1983** - Obtained Andy Brickley, Ron Flockhart, Mark Taylor and a first-round choice in the 1984 Entry Draft from Philadelphia for Rich Sutter and second- and third-round choices in the 1984 Entry Draft.
- Dec. 5, 1983** - Obtained Tom Roulston from Edmonton for Kevin McClelland and a sixth-round choice in the 1984 Draft.
- Mar. 5, 1984** - Obtained Moe Mantha and a first-round choice in the 1984 Entry Draft from Winnipeg for Randy Carlyle.

GOALTENDERS

GOALIE	W-L-T	GP	MP	GA	SO	GAA
Denis Herron	8-24-2	38	2028	138	1	4.08
Roberto Romano	6-11-0	18	1020	78	1	4.59
Michel Dion	2-19-4	30	1553	138	0	5.33
Vincent Tremblay	0-4-0	4	240	24	0	6.00
TOTALS	16-58-6	80	4800	390	2	4.68

SCORING

PLAYERS	GP	G	A	PTS	PIM
Mike Bullard	76	51	41	92	57
Doug Shedden	67	22	35	57	20
Mark Taylor	60	24	31	55	24
Ron Flockhart	76	27	21	48	44
Rick Kehoe	57	18	27	45	8
Tom Roulston	77	16	24	40	24
Pat Boutette	73	14	26	40	142
Andy Brickley	50	18	20	38	9
Kevin McCarthy	78	6	30	36	113
Greg Hotham	76	5	25	30	59
Randy Carlyle	50	3	23	26	82
Bob Errey	65	9	13	22	29
Norm Schmidt	34	6	12	18	12
Bryan Maxwell	48	3	15	18	111
Gary Rissling	47	4	13	17	297
Tom O'Regan	51	4	10	14	8
Greg Fox	73	2	10	12	97
Tim Hrynewich	25	4	5	9	34
Marty McSorley	72	2	7	9	224
Tom Thornbury	14	1	8	9	16
Warren Young	15	1	7	8	19
Steve Gatzos	23	3	3	6	15
Kevin McClelland	24	2	4	6	62
Rod Buskas	47	2	4	6	60
Bob Gladney	13	1	5	6	2
Ted Bulley	26	3	2	5	12
Dave Hannan	24	2	3	5	33
Paul Gardner	16	0	5	5	6
Jim Hamilton	11	2	2	4	4
Rod Schutt	11	1	3	4	4
Rocky Saganiuk	29	1	3	4	37
Darren Lowe	8	1	2	3	0
Andre St. Laurent	8	2	0	2	21
Mitch Lamoureux	8	1	1	2	6
Tim Tookey	8	0	2	2	2
Dean DeFazio	22	0	2	2	28
Greg Tebbutt	24	0	2	2	31
Marc Chorney	4	0	1	1	8
Phil Bourque	5	0	1	1	12
Randy Boyd	5	0	1	1	6
Michel Dion	30	0	1	1	2
Grant Sasser	3	0	0	0	0
Vincent Tremblay	4	0	0	0	0
Rich Sutter	5	0	0	0	0
Todd Charlesworth	10	0	0	0	8
Troy Loney	13	0	0	0	9
Roberto Romano	18	0	0	0	0
Denis Herron	38	0	0	0	21
Bench					14

GAMES

DATE	RESULT	SCORE	OPPONENT
Oct. 4	L	3-5	St. Louis
Oct. 8	L	1-6	NY RANGERS
Oct. 9	L	1-7	Philadelphia
Oct. 12	L	3-4*	WINNIPEG
Oct. 14	W	4-0	Washington
Oct. 15	L	4-6	HARTFORD
Oct. 18	L	1-3	BUFFALO
Oct. 22	L	1-6	BOSTON
Oct. 25	L	0-1	WASHINGTON
Oct. 27	W	4-2	Chicago
Oct. 29	L	1-3	PHILADELPHIA
Oct. 30	W	5-3	New Jersey
Nov. 2	W	6-3	Winnipeg
Nov. 3	T	3-3*	Calgary
Nov. 5	L	3-7	Edmonton
Nov. 8	T	4-4*	CALGARY
Nov. 11	L	5-6	NY ISLANDERS
Nov. 12	W	4-2	NY Islanders
Nov. 16	L	2-3	TORONTO
Nov. 19	T	4-4*	ST. LOUIS
Nov. 20	L	4-5	Philadelphia
Nov. 23	W	4-1	NEW JERSEY
Nov. 25	L	2-5	Detroit
Nov. 26	L	4-7	DETROIT
Nov. 29	L	4-6	Minnesota
Dec. 1	L	4-6	MINNESOTA
Dec. 3	L	3-6	PHILADELPHIA
Dec. 6	L	3-5	BOSTON
Dec. 11	T	3-3*	MONTREAL
Dec. 13	W	3-2	HARTFORD
Dec. 15	L	1-3	Montreal
Dec. 17	L	5-6	LOS ANGELES
Dec. 18	T	3-3*	Toronto
Dec. 20	L	3-11	NY Islanders
Dec. 21	L	1-6	NY Rangers
Dec. 23	W	6-5*	New Jersey
Dec. 26	W	7-4	NY RANGERS
Dec. 31	L	0-2	St. Louis
Jan. 3	L	5-7	PHILADELPHIA
Jan. 6	L	1-3	New Jersey
Jan. 7	L	4-7	NEW JERSEY
Jan. 10	L	1-7	Quebec

DATE	RESULT	SCORE	OPPONENT
Jan. 14	L	3-7	Boston
Jan. 15	L	0-2	Chicago
Jan. 18	L	4-5*	WINNIPEG
Jan. 20	W	6-3	NY Rangers
Jan. 21	L	2-3	WASHINGTON
Jan. 25	L	3-6	NY RANGERS
Jan. 28	L	2-5	Montreal
Jan. 29	L	3-7	Buffalo
Feb. 1	W	4-0	MINNESOTA
Feb. 4	L	5-6	NY Islanders
Feb. 5	L	4-5	NY ISLANDERS
Feb. 8	L	5-6*	BUFFALO
Feb. 9	L	3-9	Detroit
Feb. 11	W	3-2	NEW JERSEY
Feb. 13	L	1-6	Quebec
Feb. 16	L	3-10	Calgary
Feb. 17	W	4-1	Vancouver
Feb. 19	L	3-7	Edmonton
Feb. 22	L	2-9	EDMONTON
Feb. 25	T	3-3*	CHICAGO
Feb. 26	L	3-4*	NY Rangers
Feb. 29	L	5-9	VANCOUVER
Mar. 1	L	1-9	Washington
Mar. 3	W	4-3	LOS ANGELES
Mar. 5	L	2-5	WASHINGTON
Mar. 6	L	5-6	New Jersey
Mar. 8	L	6-8	QUEBEC
Mar. 11	L	4-6	NY ISLANDERS
Mar. 13	L	3-4	Vancouver
Mar. 14	L	6-7	Los Angeles
Mar. 17	W	4-2	Hartford
Mar. 21	W	3-1	TORONTO
Mar. 22	L	4-13	Philadelphia
Mar. 24	L	0-6	Washington
Mar. 25	L	3-4	WASHINGTON
Mar. 28	L	3-5	PHILADELPHIA
Mar. 29	L	4-6	NY Rangers
Apr. 1	L	1-2	NY ISLANDERS

* - Overtime

Home games in all CAPS

16-58-6, 6TH, PATRICK DIVISION

1984-85

HIGHLIGHTS

- Bob Berry is named head coach on June 4.
- The Penguins draft Mario Lemieux, Doug Bodger and Roger Belanger in the first round of the 1984 Entry Draft on June 9, marking the first time the team selected more than one player in the first round. Lemieux is also the first Penguin to be drafted first overall.
- Mario Lemieux records three points (2G-1A) and is named MVP of the NHL All-Star Game in Calgary.
- Mario Lemieux becomes just the third rookie in NHL history to record 100 points (43G-57A), wins the Calder Trophy as Rookie of the Year, and is named to the All-Rookie Team.
- Mario Lemieux and Warren Young each record 40 goals, the first time two Penguins rookies reach the mark.
- Warren Young is also named to the All-Rookie Team.

TRANSACTIONS

- Oct. 11, 1984** - Obtained Randy Hillier from Boston for a fourth-round choice in the 1985 Entry Draft.
- Nov. 16, 1984** - Obtained Ville Siren from Hartford for Pat Boutette.

GOALTENDERS

GOALIE	W-L-T	GP	MP	GA	SO	GAA
Roberto Romano	9-17-2	31	1629	120	1	4.42
Denis Herron	10-22-3	42	2193	169	1	4.62
Michel Dion	3-6-0	10	553	43	0	4.67
Brian Ford	2-6-0	8	457	48	0	6.30
TOTALS	24-51-5	80	4832	385	2	4.78

SCORING

PLAYERS	GP	G	A	PTS	PIM
Mario Lemieux	73	43	57	100	54
Warren Young	80	40	32	72	176
Doug Shedden	80	35	32	67	30
Mike Bullard	68	32	31	63	75
John Chabot	77	9	51	60	14
Wayne Babych	65	20	34	54	35
Moe Mantha	71	11	40	51	54
Doug Bodger	65	5	26	31	67
Andy Brickley	45	7	15	22	10
Randy Hillier	45	2	19	21	56
Mitch Lamoureux	62	11	8	19	53
Gary Rissling	56	10	9	19	209
Kevin McCarthy	64	9	10	19	30
Troy Loney	46	10	8	18	59
Mark Taylor	47	7	10	17	19
Dave Hannan	30	6	7	13	43
Bruce Crowder	26	4	7	11	23
Joe McDonnell	40	2	9	11	20
Rod Buskas	69	2	7	9	191
Todd Charlesworth	67	1	8	9	31
Roger Belanger	44	3	5	8	32
Wally Weir	48	2	6	8	90
Bryan Maxwell	44	0	8	8	57
Jim McGeough	25	3	4	7	16
Greg Fox	26	2	5	7	26
Arto Javanainen	14	4	1	5	2
Ron Flockhart	12	0	5	5	4
Pat Boutette	14	1	3	4	24
Jim Hamilton	11	2	1	3	0
Steve Gatzos	6	0	2	2	2
Rick Kehoe	6	0	2	2	0
Greg Hotham	11	0	2	2	4
Bob Errey	16	0	2	2	7
Michel Dion	10	0	1	1	0
Bob Geale	1	0	0	0	2
Tom O'Regan	1	0	0	0	0
Petteri Lehto	6	0	0	0	4
Mike Rowe	6	0	0	0	7
Brian Ford	8	0	0	0	0
Marty McSorley	15	0	0	0	15
Roberto Romano	31	0	0	0	2
Denis Herron	42	0	0	0	4

GAMES

DATE	RESULT	SCORE	OPPONENT
Oct. 11	L	3-4	Boston
Oct. 13	L	3-4	Montreal
Oct. 17	W	4-3	VANCOUVER
Oct. 20	W	3-1	PHILADELPHIA
Oct. 21	L	2-4	Philadelphia
Oct. 24	L	2-5	NEW JERSEY
Oct. 27	W	6-5	MONTREAL
Oct. 30	W	4-3	DETROIT
Oct. 31	W	7-6	New Jersey
Nov. 3	L	5-7	NY RANGERS
Nov. 6	T	3-3*	EDMONTON
Nov. 8	L	2-6	ST. LOUIS
Nov. 10	L	4-5	NY Islanders
Nov. 14	W	4-3*	Winnipeg
Nov. 16	L	6-7	Vancouver
Nov. 17	L	3-5	Los Angeles
Nov. 21	T	3-3*	WASHINGTON
Nov. 22	L	3-9	Hartford
Nov. 24	L	3-5	NEW JERSEY
Nov. 27	T	2-2*	BUFFALO
Nov. 29	L	3-6	CHICAGO
Dec. 1	L	1-3	Philadelphia
Dec. 2	L	1-9	Washington
Dec. 5	W	7-4	ST. LOUIS
Dec. 7	W	4-3*	NY Rangers
Dec. 8	W	6-4	CALGARY
Dec. 12	W	4-3	NY ISLANDERS
Dec. 15	W	5-2	Toronto
Dec. 19	L	2-3	NEW JERSEY
Dec. 21	W	4-2	PHILADELPHIA
Dec. 22	L	2-5	NY Islanders
Dec. 26	W	6-5	NY ISLANDERS
Dec. 28	W	4-0	HARTFORD
Dec. 29	L	2-10	Quebec
Dec. 31	T	4-4*	Detroit
Jan. 2	W	2-1	Toronto
Jan. 4	L	2-7	Buffalo
Jan. 5	L	3-8	QUEBEC
Jan. 9	W	7-4	VANCOUVER
Jan. 12	W	4-3	EDMONTON
Jan. 16	L	4-5	WASHINGTON
Jan. 17	L	2-6	Washington

DATE	RESULT	SCORE	OPPONENT
Jan. 19	W	5-4	CHICAGO
Jan. 21	L	6-7	Winnipeg
Jan. 23	L	3-4	Minnesota
Jan. 25	T	6-6*	Calgary
Jan. 26	L	3-6	Edmonton
Jan. 30	L	5-6	TORONTO
Feb. 2	L	0-4	NY ISLANDERS
Feb. 7	L	3-6	New Jersey
Feb. 9	L	1-4	NY Islanders
Feb. 10	L	3-4	LOS ANGELES
Feb. 14	L	4-5	Chicago
Feb. 16	L	1-8	QUEBEC
Feb. 18	L	2-8	Philadelphia
Feb. 20	W	6-3	CALGARY
Feb. 22	L	3-8	NY RANGERS
Feb. 23	W	3-1	Minnesota
Feb. 25	L	4-5	MINNESOTA
Feb. 27	L	4-6	WINNIPEG
Mar. 2	W	5-4	NY RANGERS
Mar. 3	L	3-7	NY Rangers
Mar. 5	L	0-6	Los Angeles
Mar. 7	L	1-5	St. Louis
Mar. 9	W	6-5*	Boston
Mar. 10	L	4-11	Philadelphia
Mar. 13	L	3-7	BOSTON
Mar. 16	W	5-0	NY RANGERS
Mar. 17	L	3-4	Hartford
Mar. 19	L	3-5	PHILADELPHIA
Mar. 22	L	1-3	Buffalo
Mar. 24	L	3-7	Washington
Mar. 26	L	4-5	NY Rangers
Mar. 27	W	4-3	NEW JERSEY
Mar. 30	L	4-6	New Jersey
Mar. 31	L	2-4	MONTREAL
Apr. 2	L	3-4	NY Islanders
Apr. 3	L	2-3	DETROIT
Apr. 6	L	4-7	WASHINGTON
Apr. 7	L	3-7	Washington

* - Overtime

Home games in all CAPS

1985-86

HIGHLIGHTS

- Mario Lemieux records his first career hat trick on Dec. 31 at St. Louis with four goals.
- Lemieux records a 28-game point streak from Jan. 11 through Mar. 15, recording 59 points (21G-38A) in that span.
- Pittsburgh ties the Russian Dynamo, 3-3, on Jan. 4 before a sellout crowd.
- Lemieux records his 100th point of the season on Feb. 15, becoming the first Penguin to record back-to-back 100 point seasons.

TRANSACTIONS

- Sept. 10, 1985** - Obtained Gilles Meloche from Edmonton for Tim Hrynewich and Marty McSorley.
- Oct. 4, 1985** - Obtained Randy Cunneynworth and Mike Moller from Buffalo for Pat Hughes.
- Mar. 11, 1986** - Obtained Ron Duguay from Detroit for Doug Shedden.

GOALTENDERS

GOALIE	W-L-T	GP	MP	GA	SO	GAA
Roberto Romano	21-20-3	46	2683	159	2	3.55
Gilles Meloche	13-15-5	34	1989	119	0	3.59
Denis Herron	0-3-0	3	180	14	0	4.67
TOTALS	34-38-8	80	4852	305	2	3.77

SCORING

PLAYERS	GP	G	A	PTS	PIM
Mario Lemieux	79	48	93	141	43
Mike Bullard	77	41	42	83	69
Moe Mantha	78	15	52	67	102
Doug Shedden	67	32	34	66	32
Terry Ruskowski	72	26	37	63	167
Ron Duguay	80	25	36	61	32
Randy Cunneynworth	75	15	30	45	74
John Chabot	77	14	31	45	6
Doug Bodger	79	4	33	37	63
Dave Hannan	75	17	18	35	91
Willy Lindstrom	71	14	17	31	30
Mike Blaisdell	66	15	14	29	36
Norm Schmidt	66	15	14	29	57
Jim Johnson	80	3	26	29	115
Craig Simpson	76	11	17	28	49
Dan Frawley	69	10	11	21	174
Bob Errey	37	11	6	17	8
Ville Siren	60	4	8	12	32
Troy Loney	47	3	9	12	95
Rod Buskas	72	2	7	9	159
Jim McGeough	17	3	2	5	8
Chris Dahlquist	5	1	2	3	2
Tom O'Regan	9	1	2	3	2
Randy Hillier	28	0	3	3	53
Ted Nolan	18	1	1	2	34
Dwight Mathieson	4	1	0	1	2
Todd Charlesworth	2	0	1	1	0
Gilles Meloche	34	0	1	1	2
Roberto Romano	46	0	1	1	4
Wayne Babych	2	0	0	0	0
Denis Herron	3	0	0	0	0
Joe McDonnell	3	0	0	0	2
Mike Rowe	3	0	0	0	4
Phil Bourque	4	0	0	0	2
Tom Roulston	5	0	0	0	2

GAMES

DATE	RESULT	SCORE	OPPONENT
Oct. 10	L	3-5	MONTREAL
Oct. 12	L	2-4	PHILADELPHIA
Oct. 15	W	3-2	MINNESOTA
Oct. 16	T	5-5*	Chicago
Oct. 19	L	3-4	Quebec
Oct. 23	W	5-4	Toronto
Oct. 24	W	6-4	TORONTO
Oct. 26	T	4-4*	QUEBEC
Oct. 29	L	3-4	HARTFORD
Oct. 30	L	3-6	Detroit
Nov. 2	T	4-4	Montreal
Nov. 4	L	2-4	NY RANGERS
Nov. 6	L	1-4	WASHINGTON
Nov. 8	L	3-5	New Jersey
Nov. 9	W	3-1	CHICAGO
Nov. 13	W	6-3	Vancouver
Nov. 16	L	3-4*	Los Angeles
Nov. 19	L	3-4	Washington
Nov. 20	L	1-3	WASHINGTON
Nov. 22	W	8-1	WINNIPEG
Nov. 24	L	4-7	Philadelphia
Nov. 27	W	7-1	TORONTO
Nov. 30	W	5-4	NY RANGERS
Dec. 2	W	6-0	NY Rangers
Dec. 4	W	5-2	DETROIT
Dec. 6	W	3-1	Buffalo
Dec. 7	L	1-5	NEW JERSEY
Dec. 10	L	4-7	NY Islanders
Dec. 11	T	4-4*	NY ISLANDERS
Dec. 14	L	4-5	Hartford
Dec. 15	W	5-2	NY Rangers
Dec. 17	W	4-3	CALGARY
Dec. 19	W	4-3*	Minnesota
Dec. 21	L	2-4	PHILADELPHIA
Dec. 22	L	2-3*	Philadelphia
Dec. 26	W	4-3	BOSTON
Dec. 28	L	2-4	NY ISLANDERS
Dec. 31	W	8-4	St. Louis
Jan. 1	L	4-7	Chicago
Jan. 6	W	4-3	NEW JERSEY
Jan. 8	W	7-3	LOS ANGELES
Jan. 9	L	0-9	NY Islanders

DATE	RESULT	SCORE	OPPONENT
Jan. 11	T	3-3*	BUFFALO
Jan. 16	W	6-3	NY ISLANDERS
Jan. 18	W	5-2	St. Louis
Jan. 19	W	3-2	MINNESOTA
Jan. 22	W	7-4	Edmonton
Jan. 24	L	3-4	Vancouver
Jan. 25	L	2-5	Calgary
Jan. 28	T	2-2*	PHILADELPHIA
Jan. 29	W	4-1	New Jersey
Feb. 1	L	3-4	NY Islanders
Feb. 2	L	2-3	Boston
Feb. 8	W	4-0	NEW JERSEY
Feb. 12	W	8-1	WASHINGTON
Feb. 15	W	9-4	VANCOUVER
Feb. 16	T	5-5*	New Jersey
Feb. 19	W	5-2	WINNIPEG
Feb. 21	W	7-3	Detroit
Feb. 22	L	3-5	ST. LOUIS
Feb. 24	W	6-5*	LOS ANGELES
Feb. 26	W	5-2	BUFFALO
Feb. 27	L	3-8	NY Rangers
Mar. 1	W	5-1	HARTFORD
Mar. 4	L	3-6	Calgary
Mar. 7	L	3-5	Edmonton
Mar. 9	L	3-5	Winnipeg
Mar. 11	L	3-5	Washington
Mar. 12	L	2-5	BOSTON
Mar. 15	T	2-2*	NY RANGERS
Mar. 17	L	3-5	WASHINGTON
Mar. 19	W	7-3	New Jersey
Mar. 20	L	1-5	Philadelphia
Mar. 22	W	7-4	Quebec
Mar. 26	L	3-8	EDMONTON
Mar. 29	L	3-4	Montreal
Apr. 1	L	3-5	Washington
Apr. 2	L	2-7	NY ISLANDERS
Apr. 5	L	3-4*	PHILADELPHIA
Apr. 6	W	5-4*	NY Rangers

* - Overtime

Home games in all CAPS

1986-87

HIGHLIGHTS

- The Penguins defeat Buffalo, 5-4, in overtime on Oct. 22 to extend their record start-of-the-season winning streak to seven games.
- Mario Lemieux records 107 points (54G-53A), topping the century mark for the third consecutive season.

TRANSACTIONS

- Nov. 12, 1986** - Obtained Dan Quinn from Calgary for Mike Bullard.
- Jan. 21, 1987** - Obtained Chris Kontos from the New York Rangers for Ron Duguay.
- Feb. 6, 1987** - Obtained Pat Riggin from Boston for Roberto Romano.

GOALTENDERS

GOALIE	W-L-T	GP	MP	GA	SO	GAA
Pat Riggin	8-6-3	17	988	55	0	3.34
Gilles Meloche	13-19-7	43	2343	134	0	3.43
Roberto Romano	9-11-2	25	1438	87	0	3.63
Steve Guenette	0-2-0	2	113	8	0	4.25
Team					1	
TOTALS	30-38-12	80	4882	290	1	3.56

SCORING

PLAYERS	GP	G	A	PTS	PIM
Mario Lemieux	63	54	53	107	57
Dan Quinn	80	31	49	80	54
Randy Cunneynworth	79	26	27	53	142
Craig Simpson	72	26	25	51	57
Terry Ruskowski	70	14	37	51	147
Doug Bodger	76	11	38	49	52
Moe Mantha	62	9	31	40	44
John Chabot	72	14	22	36	8
Bob Errey	72	16	18	34	46
Jim Johnson	80	5	25	30	116
Dan Frawley	78	14	14	28	218
Kevin LaVallee	33	8	20	28	4
Dave Hannan	58	10	15	25	56
Willy Lindstrom	60	10	13	23	6
Ville Siren	69	5	18	23	50
Warren Young	50	8	13	21	103
Ron Duguay	40	5	13	18	30
Rod Buskas	68	3	15	18	123
Chris Kontos	31	8	9	17	6
Troy Loney	23	8	7	15	22
Randy Hillier	55	4	8	12	97
Mike Bullard	14	2	10	12	17
Dwight Schofield	25	1	6	7	59
Norm Schmidt	20	1	5	6	4
Phil Bourque	22	2	3	5	32
Jim McGeough	11	1	4	5	8
Mitch Wilson	17	2	1	3	83
Lee Giffin	8	1	1	2	0
Mike Blaisdell	10	1	1	2	2
Neil Belland	3	0	1	1	0
Dwight Mathiasen	6	0	1	1	2
Chris Dahlquist	19	0	1	1	22
Pat Riggin	27	0	1	1	2
Gilles Meloche	43	0	1	1	20
Todd Charlesworth	1	0	0	0	0
Alain Lemieux	1	0	0	0	0
Steve Guenette	2	0	0	0	0
Mike Rowe	2	0	0	0	0
Carl Mokosak	3	0	0	0	4
Roberto Romano	25	0	0	0	0
Bench					16

GAMES

DATE	RESULT	SCORE	OPPONENT
Oct. 9	W	5-4	WASHINGTON
Oct. 11	W	6-5*	NY RANGERS
Oct. 12	W	4-1	Chicago
Oct. 14	W	4-3*	LOS ANGELES
Oct. 17	W	7-3	Buffalo
Oct. 18	W	8-4	NEW JERSEY
Oct. 22	W	5-4*	BUFFALO
Oct. 23	L	3-5	Philadelphia
Oct. 25	W	4-2	PHILADELPHIA
Oct. 28	L	2-5	Hartford
Oct. 29	L	6-8	NEW JERSEY
Nov. 1	T	3-3*	St. Louis
Nov. 4	T	2-2*	VANCOUVER
Nov. 8	W	4-2	Minnesota
Nov. 9	L	1-2	Detroit
Nov. 12	W	2-1	BOSTON
Nov. 14	L	4-5	New Jersey
Nov. 15	W	5-2	QUEBEC
Nov. 18	L	1-3	Winnipeg
Nov. 20	W	5-2	Calgary
Nov. 22	W	5-4	Washington
Nov. 25	L	1-5	NY Islanders
Nov. 26	L	2-3	NY ISLANDERS
Nov. 29	T	5-5*	NY RANGERS
Nov. 30	T	2-2*	NY Rangers
Dec. 5	L	2-4	EDMONTON
Dec. 6	W	5-2	MINNESOTA
Dec. 10	L	4-6	CALGARY
Dec. 12	W	8-3	TORONTO
Dec. 13	L	2-3*	Toronto
Dec. 17	L	0-3	Los Angeles
Dec. 20	L	4-6	PHILADELPHIA
Dec. 22	T	4-4*	Montreal
Dec. 23	L	3-4*	NY Islanders
Dec. 26	T	3-3*	Buffalo
Dec. 27	T	3-3*	NY ISLANDERS
Dec. 30	L	3-5	NY RANGERS
Jan. 1	L	3-4*	Washington
Jan. 3	W	6-3	MONTREAL
Jan. 7	W	5-2	WASHINGTON
Jan. 9	L	2-3	Washington
Jan. 13	T	3-3*	NY Islanders

DATE	RESULT	SCORE	OPPONENT
Jan. 14	L	3-4	WINNIPEG
Jan. 17	L	2-4	Boston
Jan. 18	L	0-1	DETROIT
Jan. 21	L	5-10	Los Angeles
Jan. 23	W	6-0	Vancouver
Jan. 24	L	2-4	Edmonton
Jan. 27	W	7-5	WASHINGTON
Jan. 29	L	3-5	Philadelphia
Feb. 1	L	6-8	HARTFORD
Feb. 5	L	5-6	Boston
Feb. 7	W	4-1	CHICAGO
Feb. 8	W	2-1*	New Jersey
Feb. 14	T	3-3*	VANCOUVER
Feb. 15	L	1-4	NY Rangers
Feb. 17	L	1-3	CALGARY
Feb. 19	T	4-4*	Philadelphia
Feb. 21	L	5-6	NEW JERSEY
Feb. 22	W	4-2	NY Rangers
Feb. 24	W	5-2	EDMONTON
Feb. 26	L	4-5	NY Islanders
Feb. 28	L	1-2	CHICAGO
Mar. 1	T	5-5*	ST. LOUIS
Mar. 3	W	8-1	Quebec
Mar. 5	L	2-7	Toronto
Mar. 7	W	7-3	Minnesota
Mar. 8	W	5-3	Winnipeg
Mar. 10	L	3-6	NY ISLANDERS
Mar. 12	W	6-3	QUEBEC
Mar. 14	L	2-3*	NY RANGERS
Mar. 18	W	5-4	ST. LOUIS
Mar. 20	L	3-4	Washington
Mar. 22	L	1-3	Philadelphia
Mar. 24	T	3-3*	PHILADELPHIA
Mar. 28	L	4-5	Hartford
Mar. 29	L	1-4	MONTREAL
Mar. 31	L	3-5	New Jersey
Apr. 2	W	6-2	NEW JERSEY
Apr. 4	W	4-3*	DETROIT

* - Overtime

Home games in all CAPS

1987-88

HIGHLIGHTS

- Pierre Creamer is named head coach on June 4, 1987.
- Mario Lemieux picks up his second All-Star MVP award after posting six points (3G-3A), including the game-winning goal in overtime, at St. Louis.
- Lemieux sets then team records for goals (70), assists (98), points (168) and power-play goals (22).
- Lemieux wins his first Art Ross Trophy and his first Hart Trophy, becoming the first Penguin to win either award.
- Tony Esposito is named general manager on Apr. 14.
- Pierre Creamer is relieved of his coaching duties on June 14, 1988.

TRANSACTIONS

Nov. 24, 1987 - Obtained Paul Coffey, Dave Hunter and Wayne Van Dorp from Edmonton for Craig Simpson, Moe Mantha, Dave Hannan and Chris Joseph.

GOALTENDERS

GOALIE	W-L-T	GP	MP	GA	SO	GAA
Steve Guenette	12-7-0	19	1092	61	1	3.35
Pat Riggin	7-8-4	22	1169	76	0	3.90
Frank Pietrangelo	9-11-0	21	1207	80	1	3.98
Gilles Meloche	8-9-5	27	1394	95	0	4.09
TOTALS	36-35-9	80	4862	316	2	3.90

SCORING

PLAYERS	GP	G	A	PTS	PIM
Mario Lemieux	77	70	98	168	92
Dan Quinn	70	40	39	79	50
Randy Cunneynworth	71	35	39	74	141
Paul Coffey	46	15	52	67	93
Doug Bodger	69	14	31	45	103
Rob Brown	51	24	20	44	56
Dave Hunter	80	14	21	35	83
Charlie Simmer	50	11	17	28	24
Jock Callander	41	11	16	27	45
Craig Simpson	21	13	13	26	34
Bryan Erickson	53	7	19	26	20
Ville Siren	58	1	20	21	62
Dave McLlwain	66	11	8	19	40
Troy Loney	65	5	13	18	151
Phil Bourque	21	4	12	16	20
Dan Frawley	47	6	8	14	152
Randy Hillier	55	1	12	13	144
Jim Johnson	55	1	12	13	87
Rod Buskas	76	4	8	12	206
Steve Gotaas	36	5	6	11	45
Zarley Zalapski	15	3	8	11	7
Moe Mantha	21	2	8	10	23
Bob Errey	17	3	6	9	18
Chris Dahlquist	44	3	6	9	69
Mark Kachowski	38	5	3	8	126
Perry Ganchar	31	3	5	8	36
Wilf Paiement	23	2	6	8	39
Chris Kontos	36	1	7	8	12
Kevin Stevens	16	5	2	7	8
Dave Hannan	21	4	3	7	23
Dwight Mathiasen	23	0	6	6	14
Wayne Van Dorp	25	1	3	4	75
Chris Joseph	17	0	4	4	12
Norm Schmidt	5	1	2	3	0
Todd Charlesworth	6	2	0	2	2
Brad Aitken	5	1	1	2	0
Lee Giffin	19	0	2	2	9
Frank Pietrangelo	21	0	2	2	2
Scott Gruhl	6	1	0	1	0
Pat Mayer	1	0	0	0	4
Dave Goetz	2	0	0	0	2
Warren Young	7	0	0	0	15
Jimmy Mann	9	0	0	0	53
Steve Guenette	19	0	0	0	2
Pat Riggin	22	0	0	0	12
Gilles Meloche	27	0	0	0	0

GAMES

DATE	RESULT	SCORE	OPPONENT	DATE	RESULT	SCORE	OPPONENT
Oct. 8	T	4-4*	NY Rangers	Jan. 10	L	5-7	Detroit
Oct. 9	L	3-6	New Jersey	Jan. 12	T	5-5	NY ISLANDERS
Oct. 13	W	8-3	BUFFALO	Jan. 15	L	4-5	PHILADELPHIA
Oct. 15	T	6-6	NY RANGERS	Jan. 16	W	4-3	Toronto
Oct. 17	L	2-3	Montreal	Jan. 19	W	6-4	NY Islanders
Oct. 18	L	2-3	Philadelphia	Jan. 20	W	8-3	Chicago
Oct. 21	L	4-5	NEW JERSEY	Jan. 23	W	4-3*	Montreal
Oct. 23	L	2-5	Detroit	Jan. 25	L	4-6	EDMONTON
Oct. 24	W	5-3	BUFFALO	Jan. 27	L	1-4	WINNIPEG
Oct. 27	T	4-4*	LOS ANGELES	Jan. 28	L	3-6	New Jersey
Oct. 29	L	0-4	TORONTO	Jan. 30	W	4-2	CHICAGO
Oct. 31	W	5-4*	Quebec	Feb. 2	W	3-2*	WASHINGTON
Nov. 3	W	5-1	PHILADELPHIA	Feb. 4	W	1-0	MINNESOTA
Nov. 5	W	4-2	NY Islanders	Feb. 6	W	5-4	HARTFORD
Nov. 7	L	1-4	Boston	Feb. 7	L	3-6	NY Rangers
Nov. 11	W	3-2	WASHINGTON	Feb. 13	W	7-5	Los Angeles
Nov. 12	L	2-5	Philadelphia	Feb. 17	L	0-5	Vancouver
Nov. 14	W	3-2*	NY RANGERS	Feb. 19	L	3-7	Edmonton
Nov. 17	L	4-6	Vancouver	Feb. 21	L	4-5	ST. LOUIS
Nov. 20	L	1-4	Edmonton	Feb. 23	L	3-4*	WINNIPEG
Nov. 21	T	4-4*	Calgary	Feb. 25	L	1-2	NY Rangers
Nov. 25	W	6-4	QUEBEC	Feb. 28	L	5-7	Chicago
Nov. 27	W	4-2	Washington	Mar. 1	W	8-3	MINNESOTA
Nov. 28	T	5-5*	WASHINGTON	Mar. 5	W	8-3	NY ISLANDERS
Dec. 2	L	1-7	NY ISLANDERS	Mar. 7	W	5-4	Calgary
Dec. 5	W	6-3	VANCOUVER	Mar. 10	L	4-6	St. Louis
Dec. 9	W	5-2	CALGARY	Mar. 12	L	3-6	Minnesota
Dec. 11	W	6-4	NY ISLANDERS	Mar. 13	W	5-4	Winnipeg
Dec. 12	L	2-5	St. Louis	Mar. 16	W	5-2	TORONTO
Dec. 15	L	2-5	PHILADELPHIA	Mar. 19	W	7-0	PHILADELPHIA
Dec. 17	W	7-4	New Jersey	Mar. 20	L	2-4	Philadelphia
Dec. 19	W	4-3	NY RANGERS	Mar. 23	W	7-1	WASHINGTON
Dec. 20	W	8-4	NY Rangers	Mar. 25	W	5-2	MONTREAL
Dec. 23	L	2-6	NEW JERSEY	Mar. 27	W	6-3	Quebec
Dec. 26	W	6-3	DETROIT	Mar. 29	L	0-4	New Jersey
Dec. 27	T	3-3*	Buffalo	Mar. 31	L	2-7	NEW JERSEY
Dec. 29	T	4-4*	BOSTON	Apr. 2	W	7-6	Washington
Jan. 1	L	3-5	Washington	Apr. 3	W	4-2	HARTFORD
Jan. 2	L	2-3	NY Islanders				
Jan. 5	T	4-4	LOS ANGELES				
Jan. 7	L	2-3	BOSTON				
Jan. 9	L	4-5*	Hartford				

* - Overtime

Home games in all CAPS

36-35-9, 6TH, PATRICK DIVISION

1988-89

HIGHLIGHTS

- Gene Ubriaco is hired as head coach on June 28.
- Mario Lemieux records a club record five goals five different ways on Dec. 31 vs. New Jersey, scoring one goal each at even strength, on the power play, shorthanded, on a penalty shot and into an empty net.
- Lemieux betters his records for goals (85), assists (114), points (199), power-play goals (31), shorthanded goals (13) and hat tricks (9).
- Pittsburgh sets an NHL record with 119 power-play goals.
- The Penguins return to the postseason for the first time in seven seasons, sweeping the Rangers before falling to Philadelphia in seven games.
- Lemieux ties NHL playoff records for goals (5) and points (8) in a game in a 10-7 Pittsburgh Game 1 win against Philadelphia.
- Lemieux captures his second Art Ross Trophy.

TRANSACTIONS

Sept. 1, 1988 - Obtained Wendell Young and a seventh-round choice in the 1990 Entry Draft from Philadelphia for a third-round choice in the 1990 Entry Draft.

Nov. 12, 1988 - Obtained Tom Barrasso and a third-round choice in the 1990 Entry Draft from Buffalo for Doug Bodger and Darrin Shannon.

GOALTENDERS

GOALIE	W-L-T	GP	MP	GA	SO	GAA
Frank Pietrangelo	5-3-0	15	669	45	0	4.04
Tom Barrasso	18-15-7	44	2406	162	0	4.04
Steve Guenette	5-6-0	11	574	41	0	4.29
Wendell Young	12-9-0	22	1150	92	0	4.80
Rick Tabaracci	0-0-0	1	33	4	0	7.27
TOTALS	40-33-7	80	4844	349	0	4.32

SCORING

PLAYERS	GP	G	A	PTS	PIM
Mario Lemieux	76	85	114	199	100
Rob Brown	68	49	66	115	118
Paul Coffey	75	30	83	113	193
Dan Quinn	79	34	60	94	102
Bob Errey	76	26	32	58	124
John Cullen	79	12	37	49	112
Zarley Zalapski	58	12	33	45	57
Randy Cunneynworth	70	25	19	44	156
Phil Bourque	80	17	26	43	97
Dave Hannan	72	10	20	30	157
Randy Hillier	68	1	23	24	141
Troy Loney	69	10	6	16	165
Jim Johnson	76	2	14	16	163
Kevin Stevens	24	12	3	15	19
Jock Callander	30	6	5	11	20
Tom Barrasso	54	0	8	8	70
Dan Frawley	46	3	4	7	66
Steve Dykstra	65	1	6	7	126
Chris Dahlquist	43	1	5	6	42
Rod Buskas	52	1	5	6	105
Doug Bodger	10	1	4	5	7
Jay Caufield	58	1	4	5	285
Gord Dineen	40	1	3	4	44
Scott Bjugstad	24	3	0	3	4
Dave McLlwain	24	1	2	3	4
Mark Kachowski	12	1	1	2	43
Mark Recchi	15	1	1	2	0
Wendell Young	22	0	2	2	4
Ville Siren	12	1	0	1	14
Steve Guenette	11	0	1	1	0
Rick Tabaracci	1	0	0	0	2
Perry Ganchar	3	0	0	0	0
Frank Pietrangelo	15	0	0	0	2
Richard Zemlak	34	0	0	0	148
Bench					16

GAMES

DATE	RESULT	SCORE	OPPONENT	DATE	RESULT	SCORE	OPPONENT
Oct. 7	W	6-4	Washington	Jan. 14	T	4-4*	NY RANGERS
Oct. 11	W	8-7	WASHINGTON	Jan. 15	L	4-6	NY Rangers
Oct. 12	L	5-8	Buffalo	Jan. 17	L	2-5	NY Islanders
Oct. 15	W	9-2	ST. LOUIS	Jan. 20	L	3-7	Winnipeg
Oct. 16	W	4-2	PHILADELPHIA	Jan. 21	W	7-4	Edmonton
Oct. 21	L	4-6	New Jersey	Jan. 25	W	5-4	WINNIPEG
Oct. 22	W	7-4	CHICAGO	Jan. 28	W	10-5	DETROIT
Oct. 25	W	6-1	CALGARY	Jan. 31	L	1-5	MONTREAL
Oct. 27	L	3-4	St. Louis	Feb. 2	W	5-3	Philadelphia
Oct. 29	W	5-4	Montreal	Feb. 3	T	3-3*	ST. LOUIS
Oct. 30	L	2-9	NY Rangers	Feb. 5	W	5-2	Boston
Nov. 1	W	5-3	VANCOUVER	Feb. 9	W	5-2	QUEBEC
Nov. 3	L	2-6	QUEBEC	Feb. 11	L	1-8	Quebec
Nov. 6	L	4-5	Philadelphia	Feb. 12	L	2-4	CALGARY
Nov. 8	L	3-7	EDMONTON	Feb. 14	W	7-3	BUFFALO
Nov. 10	W	5-1	TORONTO	Feb. 17	L	1-5	Buffalo
Nov. 12	L	2-7	Los Angeles	Feb. 18	L	3-5	NY RANGERS
Nov. 13	W	4-2	Vancouver	Feb. 21	L	1-2	MINNESOTA
Nov. 16	L	5-8	Toronto	Feb. 23	T	6-6*	Detroit
Nov. 19	L	3-6	NY Islanders	Feb. 25	T	5-5*	NY Islanders
Nov. 23	W	8-2	NY RANGERS	Feb. 26	L	6-8	Hartford
Nov. 25	W	5-3	Washington	Mar. 1	W	4-1	NEW JERSEY
Nov. 26	W	4-3	PHILADELPHIA	Mar. 3	L	2-4	Washington
Nov. 30	W	6-4	WASHINGTON	Mar. 5	L	2-4	EDMONTON
Dec. 3	W	4-2	NY ISLANDERS	Mar. 7	L	2-3*	Los Angeles
Dec. 4	T	3-3*	Boston	Mar. 9	L	3-10	Calgary
Dec. 6	W	7-6	CHICAGO	Mar. 10	W	5-1	Winnipeg
Dec. 8	L	3-4	Philadelphia	Mar. 12	W	6-5	Chicago
Dec. 10	T	4-4	NEW JERSEY	Mar. 14	L	2-8	BOSTON
Dec. 14	W	5-4	LOS ANGELES	Mar. 16	W	2-1	New Jersey
Dec. 15	W	8-2	NY Islanders	Mar. 18	L	2-7	MONTREAL
Dec. 17	W	3-2	DETROIT	Mar. 20	L	2-7	Minnesota
Dec. 20	W	5-3	NY ISLANDERS	Mar. 22	L	4-5	WASHINGTON
Dec. 21	W	6-1	Toronto	Mar. 25	W	5-4	NEW JERSEY
Dec. 23	T	2-2*	New Jersey	Mar. 26	W	6-4	NY Rangers
Dec. 26	W	4-3*	Hartford	Mar. 30	L	5-9	HARTFORD
Dec. 29	L	2-3	PHILADELPHIA	Apr. 1	W	5-2	NY RANGERS
Dec. 31	W	8-6	NEW JERSEY	Apr. 2	W	6-5*	Philadelphia
Jan. 2	L	0-8	Washington				
Jan. 7	L	5-7	VANCOUVER				
Jan. 10	W	5-3	NY ISLANDERS				
Jan. 12	W	9-2	Minnesota				

* - Overtime

Home games in all CAPS

40-33-7, 2ND, PATRICK DIVISION

1989-90

HIGHLIGHTS

- Craig Patrick is named general manager and head coach on Dec. 5, replacing Tony Esposito and Gene Ubriaco.
- Pittsburgh hosts the All-Star Game on Jan. 21 for the first time. Mario Lemieux scores four goals and wins his third All-Star MVP award.
- Mario Lemieux records a 46-game point streak (39G-64A), the second-longest in league history from Oct. 3 through Feb. 11. The streak is broken when he leaves a game against the Rangers on Feb. 14 with a back injury.

TRANSACTIONS

June 17, 1989 - Obtained Randy Gilhen, Andrew McBain and Jim Kyte from Winnipeg for Randy Cunneynworth, Rick Tabaracci and Dave McLlwain.

Jan. 8, 1990 - Obtained Rod Buskas, Tony Tanti and Barry Pederson from Vancouver for Dan Quinn, Andrew McBain and Dave Capuano.

GOALTENDERS

GOALIE	W-L-T	GP	MP	GA	SO	GAA
Wendell Young	16-20-3	43	2318	161	1	4.17
Frank Pietrangelo	8-6-2	21	1066	77	0	4.33
Tom Barrasso	7-12-3	24	1294	101	0	4.68
Alain Chevrier	1-2-0	3	166	14	0	5.06
TOTALS	32-40-8	80	4856	359	1	4.44

SCORING

PLAYERS	GP	G	A	PTS	PIM
Mario Lemieux	59	45	78	123	78
Paul Coffey	80	29	74	103	95
John Cullen	72	32	60	92	138
Rob Brown	80	33	47	80	102
Kevin Stevens	76	29	41	70	171
Mark Recchi	74	30	37	67	44
Tony Tanti	78	28	36	64	72
Phil Bourque	76	22	17	39	108
Bob Errey	78	20	19	39	109
Zarley Zalapski	51	6	25	31	37
Barry Pederson	54	6	25	31	39
Dan Quinn	41	9	20	29	22
Troy Loney	67	11	16	27	168
Randy Gilhen	61	5	11	16	54
Jim Johnson	75	3	13	16	154
Randy Hillier	61	3	12	15	71
Andrew McBain	41	5	9	14	51
Chris Dahlquist	62	4	10	14	56
Jock Callander	30	4	7	11	49
Gilbert Delorme	54	3	7	10	44
Doug Smith	40	4	5	9	97
Gord Dineen	69	1	8	9	125
Richard Zemlak	19	1	5	6	43
Jim Kyte	56	3	1	4	125
Wendell Young	43	0	4	4	8
Jay Caufield	37	1	2	3	123
Jamie Leach	10	0	3	3	0
Rod Buskas	23	0	3	3	49
Alain Chevrier	42	0	3	3	8
Mark Kachowski	14	0	1	1	40
Dave Capuano	6	0	0	0	2
Frank Pietrangelo	21	0	0	0	2
Tom Barrasso	24	0	0	0	8
Bench					14

GAMES

DATE	RESULT	SCORE	OPPONENT	DATE	RESULT	SCORE	OPPONENT
Oct. 5	L	4-5	Boston	Jan. 10	L	3-6	New Jersey
Oct. 7	T	4-4*	New Jersey	Jan. 12	W	6-4	Washington
Oct. 10	W	5-1	WINNIPEG	Jan. 16	W	4-3	PHILADELPHIA
Oct. 14	W	2-1*	MONTREAL	Jan. 18	T	3-3*	NY RANGERS
Oct. 15	L	2-4	NY Rangers	Jan. 23	L	2-4	NEW JERSEY
Oct. 17	W	7-5	TORONTO	Jan. 25	W	5-3	Detroit
Oct. 18	L	3-9	ST. LOUIS	Jan. 27	L	3-9	NY Islanders
Oct. 21	L	2-4	BUFFALO	Jan. 28	L	2-7	Buffalo
Oct. 25	L	6-8	TORONTO	Jan. 30	L	3-6	PHILADELPHIA
Oct. 26	T	3-3*	Detroit	Feb. 2	W	6-3	EDMONTON
Oct. 28	L	1-5	Montreal	Feb. 3	L	4-8	Toronto
Oct. 31	L	4-8	LOS ANGELES	Feb. 6	L	7-8*	NY ISLANDERS
Nov. 2	W	5-2	NY ISLANDERS	Feb. 8	W	7-5	WASHINGTON
Nov. 4	W	3-1	Edmonton	Feb. 10	W	7-6	LOS ANGELES
Nov. 5	L	3-5	Vancouver	Feb. 11	W	4-1	Philadelphia
Nov. 9	L	3-4	Chicago	Feb. 14	W	4-3*	NY Rangers
Nov. 11	L	3-8	St. Louis	Feb. 16	T	3-3*	Winnipeg
Nov. 14	W	6-0	NY RANGERS	Feb. 18	L	4-6	Chicago
Nov. 16	W	8-2	QUEBEC	Feb. 20	W	6-4	PHILADELPHIA
Nov. 18	W	5-3	NY ISLANDERS	Feb. 22	W	4-3*	NY ISLANDERS
Nov. 22	L	3-6	NEW JERSEY	Feb. 24	L	1-11	Montreal
Nov. 24	W	7-4	Washington	Feb. 26	L	2-3	Quebec
Nov. 25	L	1-4	WASHINGTON	Feb. 28	W	2-1	NEW JERSEY
Nov. 28	L	3-6	PHILADELPHIA	Mar. 2	L	5-6	New Jersey
Nov. 30	L	1-4	Philadelphia	Mar. 4	W	8-6	MINNESOTA
Dec. 2	W	7-4	Quebec	Mar. 6	L	3-4*	Edmonton
Dec. 6	W	5-3	WASHINGTON	Mar. 7	L	3-6	Calgary
Dec. 8	W	3-2	New Jersey	Mar. 10	L	2-8	Los Angeles
Dec. 9	L	4-6	CHICAGO	Mar. 11	L	3-5	Vancouver
Dec. 12	W	7-5	BOSTON	Mar. 15	W	6-1	DETROIT
Dec. 14	T	4-4*	Minnesota	Mar. 17	L	2-6	MINNESOTA
Dec. 16	L	3-4	Calgary	Mar. 18	T	2-2*	NY Islanders
Dec. 19	L	4-8	HARTFORD	Mar. 22	L	3-5	Philadelphia
Dec. 21	W	5-2	WASHINGTON	Mar. 24	T	3-3*	CALGARY
Dec. 23	L	6-8	NY Islanders	Mar. 25	L	2-4	Hartford
Dec. 26	L	3-6	Washington	Mar. 27	T	3-3*	HARTFORD
Dec. 27	W	7-4	NY RANGERS	Mar. 29	L	4-5	St. Louis
Dec. 31	W	5-4	NY Rangers	Mar. 31	L	2-3*	BUFFALO
Jan. 2	L	2-5	BOSTON				
Jan. 4	W	4-3	VANCOUVER				
Jan. 6	W	5-3	WINNIPEG				
Jan. 8	W	7-5	NY Rangers				

* - Overtime

Home games in all CAPS

32-40-8, 5TH, PATRICK DIVISION

1990-91

HIGHLIGHTS

- “Badger” Bob Johnson is named Penguins head coach on June 12.
- The Penguins win their first division title, capturing the Patrick Division crown with a 7-4 win at Detroit on Mar. 27.
- The Penguins down New Jersey (4-3), Washington (4-1), Boston (4-2) and Minnesota (4-2) to capture their first Stanley Cup.
- Mario Lemieux wins the Conn Smythe Trophy as playoff MVP.
- Jaromir Jagr is named to the NHL All-Rookie Team.

TRANSACTIONS

- June 16, 1990** - Obtained Joe Mullen from Calgary for a second-round choice in the 1990 Entry Draft.
- Dec. 11, 1990** - Obtained Larry Murphy and Peter Taglianetti from Minnesota for Jim Johnson and Chris Dahlquist.
- Dec. 13, 1990** - Obtained Jiri Hrdina from Calgary for Jim Kyte.
- Mar. 4, 1991** - Obtained Ron Francis, Ulf Samuelsson and Grant Jennings from Hartford for John Cullen, Zarley Zalapski and Jeff Parker.

GOALTENDERS

GOALIE	W-L-T	GP	MP	GA	SO	GAA
Tom Barrasso	27-16-3	48	2754	165	1	3.59
Frank Pietrangelo	10-11-1	25	1311	86	0	3.94
Wendell Young	4-6-2	18	773	52	0	4.04
TOTALS	41-33-6	80	4843	305	1	3.78

SCORING

PLAYERS	GP	G	A	PTS	PIM
Mark Recchi	78	40	73	113	48
John Cullen	65	31	63	94	83
Paul Coffey	76	24	69	93	128
Ron Francis	81	23	64	87	72
Kevin Stevens	80	40	46	86	133
Jaromir Jagr	80	27	30	57	42
Zarley Zalapski	66	12	36	48	59
Mario Lemieux	26	19	26	45	30
Larry Murphy	75	9	34	43	68
Bob Errey	79	20	22	42	115
Scott Young	77	17	25	42	41
Joe Mullen	47	17	22	39	6
Phil Bourque	78	20	14	34	106
Bryan Trottier	52	9	19	28	24
Ulf Samuelsson	76	4	22	26	211
Randy Gilhen	72	15	10	25	51
Jiri Hrdina	51	6	17	23	17
Paul Stanton	75	5	18	23	40
Tony Tanti	46	6	12	18	44
Troy Loney	44	7	9	16	85
Rob Brown	25	6	10	16	31
Gord Roberts	64	3	13	16	78
Barry Pederson	46	6	8	14	21
Peter Taglianetti	55	3	9	12	107
Grant Jennings	57	2	7	9	108
Jim Johnson	24	0	5	5	23
Tom Barrasso	48	0	5	5	40
Randy Hillier	31	2	2	4	32
Chris Dahlquist	22	1	2	3	30
Jaime Leach	7	2	0	2	0
Jay Caufield	23	1	1	2	71
Jeff Daniels	11	0	2	2	2
Ken Priestlay	2	0	1	1	0
Brad Aitken	6	0	1	1	25
Wendell Young	18	0	1	1	0
Frank Pietrangelo	25	0	1	1	24
Jim Kyte	1	0	0	0	2
Jim Paek	3	0	0	0	9
Gord Dineen	9	0	0	0	6
Bench					8

GAMES

DATE	RESULT	SCORE	OPPONENT	DATE	RESULT	SCORE	OPPONENT
Oct. 5	W	7-4	Washington	Jan. 3	L	5-7	NY RANGERS
Oct. 7	W	7-4	NEW JERSEY	Jan. 5	W	5-2	NEW JERSEY
Oct. 9	L	3-4	St. Louis	Jan. 6	L	3-6	Montreal
Oct. 11	L	1-4	Chicago	Jan. 8	W	6-1	EDMONTON
Oct. 13	W	6-4	NY Islanders	Jan. 10	W	5-1	CALGARY
Oct. 16	L	1-5	PHILADELPHIA	Jan. 15	L	4-5	Philadelphia
Oct. 19	T	4-4*	Buffalo	Jan. 17	W	6-5*	Toronto
Oct. 20	L	3-4	NY RANGERS	Jan. 22	W	5-3	NEW JERSEY
Oct. 23	L	4-5	MONTREAL	Jan. 26	W	6-5	Quebec
Oct. 25	W	6-3	QUEBEC	Jan. 29	W	3-2*	WASHINGTON
Oct. 27	L	5-7	New Jersey	Jan. 31	L	2-4	Philadelphia
Oct. 28	W	8-3	NY ISLANDERS	Feb. 2	W	6-2	BOSTON
Oct. 30	W	6-2	Philadelphia	Feb. 3	L	3-6	Boston
Nov. 3	W	3-1	NY RANGERS	Feb. 8	L	2-6	Winnipeg
Nov. 6	W	6-5	CALGARY	Feb. 11	L	5-7	Edmonton
Nov. 8	L	2-3	ST. LOUIS	Feb. 14	W	5-2	NY ISLANDERS
Nov. 10	T	3-3*	Boston	Feb. 16	L	3-4	NY Islanders
Nov. 13	W	4-1	Minnesota	Feb. 19	W	6-3	BUFFALO
Nov. 14	W	6-4	Winnipeg	Feb. 21	W	11-4	TORONTO
Nov. 17	L	1-2*	Los Angeles	Feb. 22	L	2-5	New Jersey
Nov. 21	L	4-5	PHILADELPHIA	Feb. 24	T	5-5*	Washington
Nov. 23	L	3-7	Washington	Feb. 26	L	2-8	Los Angeles
Nov. 24	W	3-2*	WASHINGTON	Feb. 27	L	3-4	Vancouver
Nov. 27	L	3-7	EDMONTON	Mar. 1	L	2-6	Calgary
Nov. 29	L	4-6	HARTFORD	Mar. 5	W	4-1	VANCOUVER
Dec. 1	L	3-6	Minnesota	Mar. 7	W	3-2	LOS ANGELES
Dec. 3	W	9-4	NY Rangers	Mar. 9	W	5-2	Hartford
Dec. 5	L	1-3	WASHINGTON	Mar. 10	W	4-3	NY Islanders
Dec. 7	T	2-2*	VANCOUVER	Mar. 12	T	4-4*	MONTREAL
Dec. 8	L	1-3	Hartford	Mar. 16	W	6-3	QUEBEC
Dec. 11	L	1-4	CHICAGO	Mar. 17	W	4-2	NY Rangers
Dec. 13	W	9-5	NEW JERSEY	Mar. 19	L	4-5	New Jersey
Dec. 14	W	4-3	Buffalo	Mar. 21	W	5-4*	NY RANGERS
Dec. 16	W	4-1	DETROIT	Mar. 23	L	5-7	CHICAGO
Dec. 18	W	9-2	WINNIPEG	Mar. 26	W	3-1	Philadelphia
Dec. 20	W	4-3	MINNESOTA	Mar. 27	W	7-4	Detroit
Dec. 22	W	4-3	NY Islanders	Mar. 30	T	4-4*	PHILADELPHIA
Dec. 23	L	3-4*	NY ISLANDERS	Mar. 31	L	3-6	NY Rangers
Dec. 26	W	7-3	Washington				
Dec. 28	W	5-0	DETROIT				
Dec. 29	L	3-6	Toronto				
Dec. 31	W	4-3	ST. LOUIS				

* - Overtime

Home games in all CAPS

41-33-6, 1ST, PATRICK DIVISION, STANLEY CUP CHAMPIONS

1991-92

HIGHLIGHTS

- Scott Bowman is named interim coach on Oct. 1.
- The Penguins honor the late Bob Johnson in a candlelight ceremony on Nov. 27 vs. New Jersey.
- Joe Mullen scores four goals in back-to-back games on Dec. 23 vs. the NY Islanders and Dec. 26 vs. Toronto. He is the first Penguin to do so.
- Kevin Stevens sets an NHL record for points in a season by an American-born player and most points by a left wing with 123 (54G-69A).
- The Penguins defeat Washington (4-3), the New York Rangers (4-2), Boston (4-0) and Chicago (4-0) to win their second straight Stanley Cup.

TRANSACTIONS

- Feb. 19, 1992** - Obtained Jeff Chychrun, Brian Benning and a first-round choice in the 1992 Entry Draft from Los Angeles for Paul Coffey.
- Feb. 19, 1992** - Obtained Rick Tocchet, Kjell Samuelsson, Ken Wregget and a conditional draft pick from Philadelphia for Mark Recchi, Brian Benning and Los Angeles' first-round choice in the 1992 Entry Draft.

GOALTENDERS

GOALIE	W-L-T	GP	MP	GA	SO	GAA
Tom Barrasso	25-22-9	57	3329	196	1	3.53
Wendell Young	7-6-0	18	838	53	0	3.79
Ken Wregget	5-3-0	9	448	31	0	4.15
Frank Pietrangelo	2-1-0	5	225	20	0	5.33
TOTALS	39-32-9	80	4854	308	1	3.81

SCORING

PLAYERS	GP	G	A	PTS	PIM
Mario Lemieux	64	44	87	131	94
Kevin Stevens	80	54	69	123	252
Joe Mullen	77	42	45	87	30
Larry Murphy	77	21	56	77	50
Mark Recchi	58	33	37	70	78
Jaromir Jagr	70	32	37	69	34
Paul Coffey	54	10	54	64	62
Rick Tocchet	61	27	32	59	151
Ron Francis	70	21	33	54	30
Bob Errey	78	19	16	35	119
Bryan Trottier	63	11	18	29	54
Phil Bourque	58	10	16	26	58
Troy Loney	76	10	16	26	127
Gord Roberts	73	2	22	24	87
Kjell Samuelsson	74	5	11	16	110
Jiri Hrdina	56	3	13	16	16
Ulf Samuelsson	62	1	14	15	206
Ken Priestlay	50	2	8	10	4
Paul Stanton	54	2	8	10	62
Jamie Leach	38	5	4	9	8
Grant Jennings	53	4	5	9	104
Jim Paek	50	1	7	8	36
Peter Taglianetti	44	1	3	4	57
Shawn McEachern	15	0	4	4	0
Jeff Chychrun	43	0	4	4	111
Tom Barrasso	57	0	4	4	30
Ken Wregget	32	0	2	2	2
Gord Dineen	1	0	0	0	0
Glen Mulvenna	1	0	0	0	2
Todd Nelson	1	0	0	0	0
Jeff Daniels	2	0	0	0	0
Frank Pietrangelo	5	0	0	0	0
Wendell Young	18	0	0	0	0
Jay Caufield	52	0	0	0	175
Bench					12

GAMES

DATE	RESULT	SCORE	OPPONENT
Oct. 4	W	5-4	Buffalo
Oct. 6	T	2-2*	PHILADELPHIA
Oct. 10	W	6-3	Philadelphia
Oct. 12	L	1-4	New Jersey
Oct. 15	W	7-6*	NY Islanders
Oct. 17	W	8-5	NY ISLANDERS
Oct. 19	L	4-5	NY RANGERS
Oct. 22	T	4-4*	CHICAGO
Oct. 24	L	2-4	NEW JERSEY
Oct. 26	L	1-4	Montreal
Oct. 29	L	0-8	WASHINGTON
Oct. 31	W	8-1	MINNESOTA
Nov. 2	L	5-6	HARTFORD
Nov. 5	T	5-5*	BOSTON
Nov. 8	W	3-1	Winnipeg
Nov. 9	W	3-2	Minnesota
Nov. 11	L	1-3	NY Rangers
Nov. 13	W	5-4*	EDMONTON
Nov. 15	L	2-6	Washington
Nov. 18	W	7-3	Quebec
Nov. 20	W	5-2	PHILADELPHIA
Nov. 23	T	2-2*	NY ISLANDERS
Nov. 27	W	8-4	NEW JERSEY
Nov. 29	W	9-3	Philadelphia
Nov. 30	W	5-1	PHILADELPHIA
Dec. 3	L	3-5	Edmonton
Dec. 5	W	8-0	San Jose
Dec. 7	L	1-6	St. Louis
Dec. 10	W	5-3	NY RANGERS
Dec. 13	W	4-3	New Jersey
Dec. 14	L	2-7	WASHINGTON
Dec. 17	W	10-2	SAN JOSE
Dec. 19	W	6-4	Boston
Dec. 21	L	5-7	NY RANGERS
Dec. 23	W	6-3	NY Islanders
Dec. 26	W	12-1	TORONTO
Dec. 28	W	6-2	Washington
Dec. 29	W	6-3	NY Rangers
Dec. 31	L	4-7	NEW JERSEY
Jan. 2	L	0-4	New Jersey
Jan. 4	W	3-2	WINNIPEG
Jan. 7	L	2-5	LOS ANGELES

DATE	RESULT	SCORE	OPPONENT
Jan. 10	L	5-7	Calgary
Jan. 12	W	4-3	Vancouver
Jan. 16	T	3-3*	Detroit
Jan. 23	L	4-5*	BUFFALO
Jan. 25	W	5-3	NY Islanders
Jan. 26	L	4-6	Washington
Jan. 28	L	0-4	WINNIPEG
Jan. 30	L	5-8	NY ISLANDERS
Feb. 1	W	4-1	ST. LOUIS
Feb. 3	T	4-4*	DETROIT
Feb. 5	L	3-4	NY Rangers
Feb. 8	L	3-4	LOS ANGELES
Feb. 9	L	3-6	Boston
Feb. 15	L	2-5	Minnesota
Feb. 16	T	3-3*	Philadelphia
Feb. 18	W	7-1	TORONTO
Feb. 20	T	4-4	QUEBEC
Feb. 22	L	1-2	Montreal
Feb. 25	L	3-5	Washington
Feb. 27	L	4-8	HARTFORD
Feb. 29	W	5-2	BUFFALO
Mar. 3	W	6-3	Calgary
Mar. 6	W	7-3	San Jose
Mar. 7	L	3-5	Los Angeles
Mar. 10	W	5-2	CALGARY
Mar. 12	W	6-4	NY ISLANDERS
Mar. 14	L	3-6	Toronto
Mar. 15	W	4-3	Chicago
Mar. 17	W	6-5	EDMONTON
Mar. 19	W	6-3	QUEBEC
Mar. 22	T	2-2*	Hartford
Mar. 24	L	3-4	Detroit
Mar. 26	W	7-3	VANCOUVER
Mar. 28	W	6-3	MONTREAL
Mar. 31	W	6-5	PHILADELPHIA
Apr. 13	L	1-5	New Jersey
Apr. 15	W	4-1	WASHINGTON
Apr. 16	L	1-7	NY Rangers

* - Overtime

Home games in all CAPS

39-32-9, 3RD, PATRICK DIVISION, STANLEY CUP CHAMPIONS

1992-93

HIGHLIGHTS

- Pittsburgh starts the regular season with a 10-game unbeaten streak (8-0-2) from Oct. 6-27.
- Mario Lemieux records a goal in 12 consecutive games from Oct. 6 through Nov. 1 (18 goals in all) to set a team record.
- Larry Murphy becomes the ninth defenseman in league history to record 800 points on Jan. 26 vs. Washington.
- The Penguins set a new team record with 24 road victories on Mar. 14.
- Mario Lemieux becomes the second player in team history to record back-to-back four-goal games on Mar. 18 vs. Washington and Mar. 20 vs. Philadelphia.
- Tom Barrasso sets a team record with 14 consecutive wins from Mar. 9 through Apr. 9.
- The Penguins clinch the Presidents' Trophy with a 5-3 win at Quebec on Apr. 3.
- The Penguins set a league record for longest winning streak, recording 17 consecutive victories from Mar. 9 through Apr. 9, breaking the NY Islanders record of 15 set in 1981-82.

TRANSACTIONS

- Mar. 22, 1993** - Obtained Peter Taglianetti from Tampa Bay for a third-round choice in the 1993 Entry Draft.
- Mar. 22, 1993** - Obtained Mike Ramsey from Buffalo for Bob Errey.

GOALTENDERS

GOALIE	W-L-T	GP	MP	GA	SO	GAA
Tom Barrasso	43-14-5	63	3702	186	4	3.01
Ken Wregget	13-7-2	25	1368	78	0	3.42
Team					1	
TOTALS	56-21-7	84	5083	268	5	3.16

SCORING

PLAYERS	GP	G	A	PTS	PIM
Mario Lemieux	60	69	91	160	38
Kevin Stevens	72	55	56	111	177
Rick Tocchet	80	48	61	109	252
Ron Francis	84	24	76	100	68
Jaromir Jagr	81	34	60	94	61
Larry Murphy	83	22	63	85	73
Joe Mullen	72	33	37	70	14
Shawn McEachern	84	28	33	61	46
Ulf Samuelsson	77	3	26	29	249
Dave Tippet	74	6	19	25	56
Troy Loney	82	5	16	21	99
Jim Paek	77	3	15	18	64
Paul Stanton	77	4	12	16	97
Martin Straka	42	3	13	16	29
Bob Errey	54	8	6	14	76
Peter Taglianetti	72	2	12	14	184
Mike Needham	56	8	5	13	14
Mike Stapleton	78	4	9	13	10
Mike Ramsey	45	3	10	13	28
Jeff Daniels	58	5	4	9	14
Kjell Samuelsson	63	3	6	9	106
Tom Barrasso	63	0	8	8	24
Grant Jennings	58	0	5	5	65
Bryan Fogarty	12	0	4	4	4
Peter Ahola	22	0	1	1	14
Ken Wregget	25	0	1	1	6
Jamie Leach	5	0	0	0	2
Jeff Chychrun	1	0	0	0	2
Jay Caufield	26	0	0	0	60
Bench					14

GAMES

DATE	RESULT	SCORE	OPPONENT
Oct. 6	T	3-3*	PHILADELPHIA
Oct. 8	W	7-3	NY ISLANDERS
Oct. 10	T	3-3*	Montreal
Oct. 13	W	6-5	BUFFALO
Oct. 15	W	5-2	MONTREAL
Oct. 17	W	7-3	Hartford
Oct. 20	W	5-1	VANCOUVER
Oct. 22	W	9-6	DETROIT
Oct. 24	W	4-3	New Jersey
Oct. 27	W	7-2	Ottawa
Oct. 29	L	4-6	St. Louis
Nov. 1	W	5-4	Tampa Bay
Nov. 3	W	2-0	NY ISLANDERS
Nov. 5	W	8-4	ST. LOUIS
Nov. 7	L	2-4	Toronto
Nov. 8	L	2-7	Chicago
Nov. 10	W	4-1	Minnesota
Nov. 12	T	4-4*	QUEBEC
Nov. 13	L	0-8	Detroit
Nov. 17	W	4-2	BUFFALO
Nov. 20	W	4-1	New Jersey
Nov. 21	W	2-0	NEW JERSEY
Nov. 23	W	5-2	NY Rangers
Nov. 25	L	3-11	NY RANGERS
Nov. 27	L	4-6	Washington
Nov. 28	W	5-3	WASHINGTON
Dec. 1	W	7-3	NY Islanders
Dec. 3	L	3-5	Los Angeles
Dec. 5	W	9-4	San Jose
Dec. 8	W	5-2	WINNIPEG
Dec. 11	L	1-2	New Jersey
Dec. 12	W	6-5	NEW JERSEY
Dec. 15	W	6-2	PHILADELPHIA
Dec. 17	W	5-4*	Philadelphia
Dec. 19	L	3-4	NY ISLANDERS
Dec. 21	W	7-4	QUEBEC
Dec. 23	W	4-0	Philadelphia
Dec. 27	W	4-2	Buffalo
Dec. 31	T	3-3*	TORONTO
Jan. 2	W	5-2	NY RANGERS
Jan. 5	W	6-2	BOSTON
Jan. 7	L	3-6	MINNESOTA
Jan. 9	W	3-2	CALGARY
Jan. 10	L	2-3	Winnipeg

DATE	RESULT	SCORE	OPPONENT
Jan. 14	L	0-7	Boston
Jan. 16	W	6-1	OTTAWA
Jan. 19	W	5-2	Vancouver
Jan. 22	L	1-2	Edmonton
Jan. 23	W	4-3	Calgary
Jan. 26	W	6-3	WASHINGTON
Jan. 28	L	2-5	NY ISLANDERS
Jan. 30	W	4-2	PHILADELPHIA
Jan. 31	T	2-2*	Washington
Feb. 8	W	4-0	BOSTON
Feb. 10	W	3-0	NY Rangers
Feb. 13	W	4-1	CHICAGO
Feb. 14	L	4-7	Buffalo
Feb. 18	L	4-5	EDMONTON
Feb. 20	L	2-4	NY Islanders
Feb. 21	W	4-3	Hartford
Feb. 23	L	1-3	NEW JERSEY
Feb. 25	L	1-2	Ottawa
Feb. 27	T	3-3*	TAMPA BAY
Feb. 28	W	4-2	Washington
Mar. 2	L	4-5	Philadelphia
Mar. 5	L	1-3	NY Rangers
Mar. 9	W	3-2	BOSTON
Mar. 11	W	4-3*	LOS ANGELES
Mar. 14	W	3-2	NY Islanders
Mar. 18	W	7-5	WASHINGTON
Mar. 20	W	9-3	PHILADELPHIA
Mar. 21	W	6-4	Edmonton
Mar. 23	W	7-2	SAN JOSE
Mar. 25	W	4-3	NEW JERSEY
Mar. 27	W	5-3	Boston
Mar. 28	W	4-1	Washington
Mar. 30	W	6-4	OTTAWA
Apr. 1	W	10-2	HARTFORD
Apr. 3	W	5-3	Quebec
Apr. 4	W	5-2	New Jersey
Apr. 7	W	4-3*	MONTREAL
Apr. 9	W	10-4	NY Rangers
Apr. 10	W	4-2	NY RANGERS
Apr. 14	T	6-6*	New Jersey

* - Overtime

Home games in all CAPS

56-21-7, 1ST, PATRICK DIVISION

1993-94

HIGHLIGHTS

- Ed Johnston named head coach and Bryan Trottier named assistant coach on June 22.
- Ron Francis records his 1,000th point on Oct. 28 vs. Quebec.
- Ed Johnston sets the club record with his 96th career coaching victory on Dec. 21 vs. Tampa Bay.
- Bryan Trottier records his 900th career assist on Jan. 3 at Ottawa.
- Tom Barrasso sets the record for most wins by an American-born goaltender with his 253rd victory on Feb. 15 vs. Winnipeg.
- A pair of milestones: Mario Lemieux records his 1200th career point and Larry Murphy records his 900th career point on Mar. 26 at Calgary.
- The Penguins clinch the first-ever Northeast Division title on Apr. 11 with a 4-0 win at Ottawa.

TRANSACTIONS

- Aug. 27, 1993** - Obtained Marty McSorley from Los Angeles for Shawn McEachern.
- Feb. 15, 1994** - Obtained Shawn McEachern and Tomas Sandstrom from Los Angeles for Marty McSorley and Jim Paek.
- Mar. 21, 1994** - Obtained Jim McKenzie from Dallas for Mike Needham.

GOALTENDERS

GOALIE	W-L-T	GP	MP	GA	SO	GAA
Roberto Romano	1-0-1	2	125	3	0	1.44
Tom Barrasso	22-15-5	44	2482	139	2	2.26
Ken Wregget	21-12-7	42	2456	138	1	3.37
Rob Dopson	0-0-0	2	45	3	0	4.00
TOTALS	44-27-13	84	5118	285	3	3.34

SCORING

PLAYERS	GP	G	A	PTS	PIM
Jaromir Jagr	80	32	67	99	61
Ron Francis	82	27	66	93	62
Kevin Stevens	83	41	47	88	155
Larry Murphy	84	17	56	73	44
Joe Mullen	84	38	32	70	41
Martin Straka	84	30	34	64	24
Tomas Sandstrom	78	23	35	58	83
Doug Brown	77	18	37	55	18
Shawn McEachern	76	20	22	42	34
Rick Tocchet	51	14	26	40	134
Mario Lemieux	22	17	20	37	32
Greg Hawgood	64	6	28	34	36
Ulf Samuelsson	80	5	24	29	199
Marty McSorley	47	3	18	21	139
Bryan Trottier	41	4	11	15	36
Peter Taglianetti	60	2	12	14	142
Kjell Samuelsson	59	5	8	13	118
Mike Stapleton	58	7	4	11	18
Markus Naslund	71	4	7	11	27
Greg Brown	36	3	8	11	28
Jeff Daniels	63	3	5	8	20
Jim McKenzie	71	3	5	8	146
Grant Jennings	61	2	4	6	126
Ed Patterson	27	3	1	4	10
Mike Ramsey	65	2	2	4	22
Jim Paek	41	0	4	4	8
Pat Neaton	12	1	1	2	12
Larry DePalma	7	1	0	1	5
Mike Needham	25	1	0	1	2
Ken Wregget	42	0	1	1	8
Tom Barrasso	44	0	1	1	42
Chris Tamer	12	0	0	0	9
Greg Andrusak	3	0	0	0	2
Justin Duberman	4	0	0	0	0
Ladislav Karabin	9	0	0	0	2
Rob Dopson	2	0	0	0	0
Roberto Romano	2	0	0	0	0
Bench					20

GAMES

DATE	RESULT	SCORE	OPPONENT
Oct. 5	L	3-4	Philadelphia
Oct. 7	W	2-1	MONTREAL
Oct. 9	W	3-2	NY RANGERS
Oct. 10	L	4-7	Quebec
Oct. 12	W	2-1	Florida
Oct. 14	L	2-3	Tampa Bay
Oct. 16	W	5-3	HARTFORD
Oct. 19	W	3-2	NY Islanders
Oct. 22	W	4-2	Buffalo
Oct. 23	T	3-3*	ST. LOUIS
Oct. 28	L	3-7	QUEBEC
Oct. 30	W	4-3	CHICAGO
Nov. 2	T	3-3*	San Jose
Nov. 3	W	6-2	BUFFALO
Nov. 6	L	3-8	Los Angeles
Nov. 7	W	5-4	Anaheim
Nov. 9	T	3-3*	St. Louis
Nov. 11	L	1-4	Chicago
Nov. 13	L	3-7	DETROIT
Nov. 16	W	11-5	PHILADELPHIA
Nov. 18	W	3-2	WASHINGTON
Nov. 20	T	2-2*	Montreal
Nov. 24	W	7-3	BOSTON
Nov. 26	T	4-4*	Washington
Nov. 27	T	2-2*	OTTAWA
Dec. 2	T	2-2*	NEW JERSEY
Dec. 4	W	7-6*	Hartford
Dec. 8	L	2-3	Dallas
Dec. 11	W	6-3	Tampa Bay
Dec. 14	W	4-2	LOS ANGELES
Dec. 16	W	2-1	BUFFALO
Dec. 19	L	3-6	NY ISLANDERS
Dec. 21	W	8-3	TAMPA BAY
Dec. 23	W	4-3	Boston
Dec. 26	L	3-7	Washington
Dec. 28	T	4-4*	PHILADELPHIA
Dec. 31	L	4-5	QUEBEC
Jan. 2	L	2-7	Hartford
Jan. 3	W	4-1	Ottawa
Jan. 7	W	4-3*	Buffalo
Jan. 8	T	2-2*	CALGARY
Jan. 11	W	5-4*	BOSTON
Jan. 13	T	2-2*	FLORIDA
Jan. 15	W	4-3	EDMONTON

DATE	RESULT	SCORE	OPPONENT
Jan. 18	L	3-6	Quebec
Jan. 25	W	4-2	OTTAWA
Jan. 27	W	3-1	QUEBEC
Jan. 29	T	4-4*	Toronto
Jan. 31	L	3-5	NY Rangers
Feb. 1	W	2-1	FLORIDA
Feb. 4	W	6-3	Detroit
Feb. 5	L	3-7	New Jersey
Feb. 7	L	1-4	MONTREAL
Feb. 10	L	3-5	NY ISLANDERS
Feb. 12	L	3-9	DALLAS
Feb. 13	W	3-0	Philadelphia
Feb. 15	W	5-3	WINNIPEG
Feb. 17	W	6-4	HARTFORD
Feb. 19	L	1-4	Montreal
Feb. 21	L	3-4*	NY Rangers
Feb. 24	T	2-2*	ANAHEIM
Feb. 26	W	4-3	BUFFALO
Feb. 28	W	4-3	Florida
Mar. 4	L	1-2	Buffalo
Mar. 6	W	5-3	Winnipeg
Mar. 8	W	7-3	BOSTON
Mar. 10	L	2-4	TORONTO
Mar. 12	W	6-2	NY RANGERS
Mar. 13	W	3-2	Hartford
Mar. 15	L	4-5*	WASHINGTON
Mar. 17	W	4-2	Boston
Mar. 19	W	5-4	VANCOUVER
Mar. 20	W	2-1	NY Islanders
Mar. 22	T	2-2*	SAN JOSE
Mar. 24	W	5-1	OTTAWA
Mar. 26	L	3-5	Calgary
Mar. 27	L	3-5	Edmonton
Mar. 30	W	3-1	Vancouver
Apr. 3	W	6-2	BOSTON
Apr. 4	W	2-1	TAMPA BAY
Apr. 6	W	3-1	NEW JERSEY
Apr. 8	L	2-7	New Jersey
Apr. 9	L	1-9	Montreal
Apr. 11	W	4-0	Ottawa

* - Overtime

Home games in all CAPS

44-27-13, 1ST, NORTHEAST DIVISION

1994-95

HIGHLIGHTS

- The Penguins defeat the Tampa Bay Lightning, 6-3, to tie a club record with their seventh-consecutive victory from the start of the season on Feb. 4.
- Joe Mullen becomes the first American-born player to record 1,000 career points with an assist on Feb. 7 vs. Florida.
- Jaromir Jagr becomes the first European-trained player to win the Art Ross Trophy on May 3.
- Ron Francis records a league-best plus-30 rating.
- Ron Francis becomes the first Penguin to win the Selke Trophy and the second to win the Lady Byng.
- Jaromir Jagr is named First-Team All-Star and Larry Murphy is named to the Second-Team.

TRANSACTIONS

- Feb. 16, 1995** - Acquired Wendell Young from Tampa Bay for future considerations.
- Apr. 7, 1995** - Obtained Norm Maciver and Troy Murray from Ottawa for Martin Straka.
- Apr. 7, 1995** - Acquired Drake Berehowsky from Toronto for Grant Jennings.

GOALTENDERS

GOALIE	W-L-T	GP	MP	GA	SO	GAA
Phil. DeRouville	1-0-0	1	60	3	0	3.00
Ken Wregget	25-9-2	38	2208	118	0	3.21
Wendell Young	3-6-0	10	497	27	0	3.26
Tom Barrasso	0-1-1	2	125	8	0	3.84
TOTALS	29-16-3	48	2901	158	0	3.27

SCORING

PLAYERS	GP	G	A	PTS	PIM
Jaromir Jagr	48	32	38	70	37
Ron Francis	44	11	48	59	18
Tomas Sandstrom	47	21	23	44	42
Luc Robitaille	46	23	19	42	37
Larry Murphy	48	13	25	38	18
Joe Mullen	45	16	21	37	6
John Cullen	46	13	24	37	66
Kevin Stevens	27	15	12	27	51
Shawn McEachern	44	13	13	26	22
Norm Maciver	41	4	16	20	16
Troy Murray	46	4	12	16	39
Martin Straka	31	4	12	16	16
Ulf Samuelsson	44	1	15	16	113
Chris Joseph	33	5	10	15	46
Len Barrie	48	3	11	14	66
Mike Hudson	40	2	9	11	34
Kjell Samuelsson	41	1	6	7	54
Greg Hawgood	21	1	4	5	25
Markus Naslund	14	2	2	4	2
Greg Andrusak	7	0	4	4	6
Grant Jennings	25	0	4	4	36
Jim McKenzie	39	2	1	3	63
Chris Tamer	36	2	0	2	82
Drake Berehowsky	29	0	2	2	28
Francois Leroux	40	0	2	2	114
Rusty Fitzgerald	4	1	0	1	0
Richard Park	1	0	1	1	2
Peter Taglianetti	13	0	1	1	12
Jeff Christian	1	0	0	0	0
Philippe DeRouville	1	0	0	0	0
Tom Barrasso	2	0	0	0	0
Wendell Young	10	0	0	0	2
Ken Wregget	38	0	0	0	14
Bench					10

GAMES

DATE	RESULT	SCORE	OPPONENT
Jan. 20	W	5-3	Tampa Bay
Jan. 23	W	6-5	Florida
Jan. 25	W	3-2	NY Rangers
Jan. 27	W	5-4	OTTAWA
Jan. 29	W	4-1	Washington
Feb. 1	W	4-3	NY RANGERS
Feb. 4	W	6-3	TAMPA BAY
Feb. 5	T	3-3*	New Jersey
Feb. 7	W	7-3	FLORIDA
Feb. 9	W	5-2	NY Islanders
Feb. 11	W	3-1	MONTREAL
Feb. 14	W	5-3	BOSTON
Feb. 16	W	5-2	HARTFORD
Feb. 18	L	2-4	Hartford
Feb. 19	T	3-3*	BUFFALO
Feb. 21	W	5-4	QUEBEC
Feb. 24	L	2-4	TAMPA BAY
Feb. 25	L	1-3	NY Islanders
Feb. 27	W	7-5	Quebec
Mar. 2	L	3-6	Buffalo
Mar. 4	W	4-3*	Boston
Mar. 5	L	2-6	Philadelphia
Mar. 7	L	4-5	QUEBEC
Mar. 9	W	4-2	NY ISLANDERS
Mar. 11	W	6-2	BUFFALO
Mar. 13	W	4-2	MONTREAL
Mar. 15	L	5-8	Montreal
Mar. 16	L	2-3	Quebec
Mar. 19	W	4-3	Ottawa
Mar. 21	W	3-2	Buffalo
Mar. 24	W	5-2	NEW JERSEY
Mar. 26	L	0-2	Florida
Mar. 28	W	6-3	NY ISLANDERS
Apr. 1	W	3-2	PHILADELPHIA
Apr. 5	L	4-8	HARTFORD
Apr. 8	L	1-2	Montreal
Apr. 10	W	4-3	Ottawa
Apr. 11	W	3-1	WASHINGTON
Apr. 15	W	5-2	OTTAWA
Apr. 16	L	3-4*	Philadelphia
Apr. 18	W	6-5	NY RANGERS
Apr. 22	L	1-2	WASHINGTON

DATE	RESULT	SCORE	OPPONENT
Apr. 23	W	4-2	Hartford
Apr. 26	T	3-3*	New Jersey
Apr. 28	W	4-1	BOSTON
Apr. 30	L	2-5	Boston
May 2	L	2-7	Washington
May 5	L	3-4	FLORIDA

* - Overtime

Home games in all CAPS

29-16-3, 2ND, NORTHEAST DIVISION

1995-96

HIGHLIGHTS

- Mario Lemieux returns to the Pittsburgh lineup after a one-year leave of absence for medical reasons.
- Mario Lemieux records his 500th career goal on Oct. 26 at the NY Islanders, becoming the second-fastest to reach the mark.
- Ron Francis records his 1,200th career point on Dec. 26 at Buffalo.
- Mario Lemieux records five goals in a game against St. Louis on Mar. 26.
- Jaromir Jagr sets NHL records for points (149) and assists (87) in a season by a right wing.

TRANSACTIONS

- Aug. 2, 1995** - Obtained Bryan Smolinski, Glen Murray and Boston's third-round choice in the 1996 Entry Draft for Kevin Stevens and Shawn McEachern.
- Mar. 20, 1996** - Obtained J.J. Daigneault from St. Louis for an eighth-round choice in the 1996 Entry Draft.
- Mar. 20, 1996** - Obtained Alek Stojanov from Vancouver for Markus Naslund.

GOALTENDERS

GOALIE	W-L-T	GP	MP	GA	SO	GAA
Ken Wregget	20-13-2	37	2132	115	3	3.24
Tom Barrasso	29-16-2	49	2799	160	2	3.43
TOTALS	49-29-4	82	4948	284	5	3.44

SCORING

PLAYERS	GP	G	A	PTS	PIM
Mario Lemieux	70	69	92	161	54
Jaromir Jagr	82	62	87	149	96
Ron Francis	77	27	92	119	56
Petr Nedved	80	45	54	99	68
Tomas Sandstrom	58	35	35	70	69
Sergei Zubov	64	11	55	66	22
Bryan Smolinski	81	24	40	64	69
Kevin Miller	81	28	25	53	45
Markus Naslund	66	19	33	52	36
Dmitri Mironov	72	3	31	34	88
Glen Murray	69	14	15	29	57
Norm Maciver	32	2	21	23	32
Chris Joseph	70	5	14	19	71
Neil Wilkinson	62	3	14	17	120
Dave Roche	71	7	7	14	130
Chris Tamer	70	4	10	14	153
J.J. Daigneault	57	4	7	11	53
Francois Leroux	66	2	9	11	161
Joe Dziedzic	69	5	5	10	68
Richard Park	56	4	6	10	36
Dave McLlwain	19	2	5	7	6
Brad Lauer	21	4	1	5	6
Corey Foster	11	2	2	4	2
Chris Wells	54	2	2	4	59
Rusty Fitzgerald	21	1	2	3	12
Tom Barrasso	49	0	3	3	18
Ian Moran	51	1	1	2	47
Alek Stojanov	68	1	1	2	130
Ed Patterson	35	0	2	2	38
Ken Wregget	37	0	2	2	8
Drake Berehowsky	1	0	0	0	0
Greg Andrusak	2	0	0	0	0
Stefan Bergkvist	2	0	0	0	2
Jeff Christian	3	0	0	0	2
Len Barrie	5	0	0	0	18
Peter Allen	8	0	0	0	8
Bench					12

GAMES

DATE	RESULT	SCORE	OPPONENT
Oct. 7	W	8-3	TORONTO
Oct. 9	T	6-6*	Colorado
Oct. 12	L	1-5	Chicago
Oct. 14	W	5-2	ANAHEIM
Oct. 20	T	2-2*	Hartford
Oct. 21	L	2-3*	LOS ANGELES
Oct. 26	W	7-5	NY Islanders
Oct. 28	W	5-3	New Jersey
Nov. 1	W	10-0	TAMPA BAY
Nov. 3	T	3-3*	Buffalo
Nov. 4	W	7-4	PHILADELPHIA
Nov. 8	W	7-1	Ottawa
Nov. 10	W	9-1	San Jose
Nov. 11	L	2-3	Los Angeles
Nov. 14	W	4-2	DALLAS
Nov. 17	W	3-2*	Washington
Nov. 18	W	3-0	WASHINGTON
Nov. 21	L	4-9	NY Rangers
Nov. 22	L	3-4	NY RANGERS
Nov. 25	W	5-3	BUFFALO
Nov. 28	W	7-2	OTTAWA
Nov. 30	W	9-6	Boston
Dec. 1	W	2-1	FLORIDA
Dec. 3	W	5-4	Tampa Bay
Dec. 5	W	6-3	NY Islanders
Dec. 7	W	7-5	MONTREAL
Dec. 9	W	6-0	HARTFORD
Dec. 13	L	3-6	Anaheim
Dec. 15	W	5-1	Dallas
Dec. 17	L	5-6	Philadelphia
Dec. 19	W	7-1	CALGARY
Dec. 22	L	2-4	MONTREAL
Dec. 23	L	0-1	Montreal
Dec. 26	W	6-3	BUFFALO
Dec. 28	W	9-4	HARTFORD
Dec. 30	W	6-5	FLORIDA
Jan. 1	L	2-4	Washington
Jan. 3	W	4-1	OTTAWA
Jan. 5	W	5-2	DETROIT
Jan. 6	L	2-3	St. Louis
Jan. 8	W	8-5	VANCOUVER
Jan. 12	L	5-6	MONTREAL
Jan. 13	L	8-10	SAN JOSE

DATE	RESULT	SCORE	OPPONENT
Jan. 16	L	2-5	COLORADO
Jan. 17	W	1-0	Buffalo
Jan. 22	W	7-6*	BOSTON
Jan. 24	W	4-3	Ottawa
Jan. 27	W	7-4	PHILADELPHIA
Jan. 29	L	1-2	Florida
Jan. 31	L	1-4	Tampa Bay
Feb. 3	L	0-3	Detroit
Feb. 6	W	6-5	BOSTON
Feb. 7	T	1-1*	New Jersey
Feb. 10	W	6-3	CHICAGO
Feb. 12	L	1-4	Toronto
Feb. 16	W	1-0	Winnipeg
Feb. 18	W	4-3*	NY RANGERS
Feb. 21	L	3-6	Buffalo
Feb. 23	W	5-4	HARTFORD
Feb. 24	L	3-7	Montreal
Feb. 27	W	7-4	Vancouver
Feb. 29	L	3-7	Calgary
Mar. 1	W	5-4	Edmonton
Mar. 5	W	9-4	WINNIPEG
Mar. 7	W	5-1	OTTAWA
Mar. 9	L	3-4*	NEW JERSEY
Mar. 13	L	2-3	Hartford
Mar. 14	L	2-4	Boston
Mar. 16	W	4-2	NY ISLANDERS
Mar. 21	W	5-4	EDMONTON
Mar. 23	L	5-7	BUFFALO
Mar. 24	W	8-2	NY Rangers
Mar. 26	W	8-4	ST. LOUIS
Mar. 28	W	3-2	Florida
Mar. 30	W	2-1	NEW JERSEY
Mar. 31	L	1-4	Philadelphia
Apr. 4	W	4-2	WASHINGTON
Apr. 6	W	2-1	TAMPA BAY
Apr. 8	L	4-5	Hartford
Apr. 10	L	2-6	NY ISLANDERS
Apr. 11	W	5-3	Ottawa
Apr. 14	L	5-6	Boston

* - Overtime

Home games in all CAPS

1996-97

HIGHLIGHTS

- Mario Lemieux becomes the ninth player to record 1,400 points on Nov. 30 vs. Boston.
- Jaromir Jagr records his 600th point on Jan. 4 vs. Tampa Bay.
- Mario Lemieux ties the NHL record for goals in a period with four against Montreal on Jan. 26.
- Mario Lemieux scores his 600th career goal on Feb. 4 vs. Vancouver.
- Joe Mullen becomes the first American-born player to record 500 goals on Mar. 14 at Colorado.
- Ron Francis records his 400th career goal on Mar. 29 vs. Los Angeles.
- Patrick Lalime sets the NHL record for longest unbeaten streak from the beginning of a career by going 14-0-2.

TRANSACTIONS

- June 22, 1996** - Obtained Kevin Hatcher from Dallas for Sergei Zubov.
- Nov. 17, 1996** - Obtained Darius Kasparaitis and Andreas Johansson from NY Islanders for Bryan Smolinski.
- Nov. 19, 1996** - Obtained Stu Barnes and Jason Woolley from Florida for Chris Wells.
- Mar. 18, 1997** - Obtained Eddie Olczyk from Los Angeles for Glen Murray.

GOALTENDERS

GOALIE	W-L-T	GP	MP	GA	SO	GAA
Patrick Lalime	21-12-2	39	2058	101	3	2.94
Phil. DeRouville	0-2-0	2	111	6	0	3.24
Ken Wregget	17-17-6	46	2514	136	2	3.25
Tom Barrasso	0-5-0	5	270	26	0	5.78
TOTALS	38-36-8	82	4969	280	5	3.38

SCORING

PLAYERS	GP	G	A	PTS	PIM
Mario Lemieux	76	50	72	122	65
Jaromir Jagr	63	47	48	95	40
Ron Francis	81	27	63	90	20
Petr Nedved	74	33	38	71	66
Eddie Olczyk	79	25	30	55	51
Kevin Hatcher	80	15	39	54	103
Stu Barnes	81	19	30	49	26
Fredrik Olausson	71	9	29	38	32
Jason Woolley	60	6	30	36	30
Greg Johnson	75	13	19	32	26
Alex Hicks	73	7	21	28	90
Tomas Sandstrom	40	9	15	24	33
Darius Kasparaitis	75	2	21	23	100
Joe Mullen	54	7	15	22	4
Glen Murray	66	11	11	22	24
Garry Valk	70	10	11	21	78
Joe Dziedzic	59	9	9	18	63
J.J. Daigneault	53	3	14	17	36
Roman Oksiuta	35	6	7	13	26
Andreas Johansson	42	4	9	13	20
Dave Roche	61	5	5	10	155
Ian Moran	36	4	5	9	22
Dmitri Mironov	15	1	5	6	24
Chris Tamer	45	2	4	6	131
Alek Stojanov	35	1	4	5	79
Josef Beranek	8	3	1	4	4
Jeff Christian	11	2	2	4	13
Tyler Wright	45	2	2	4	70
Petr Klima	9	1	3	4	4
Craig Muni	64	0	4	4	36
Dan Quinn	16	0	3	3	10
Francois Leroux	59	0	3	3	81
Ken Wregget	46	0	1	1	6
Domenic Pittis	1	0	0	0	0
Richard Park	1	0	0	0	0
Philippe Derouville	2	0	0	0	0
Tom Barrasso	5	0	0	0	0
Stefan Bergkvist	5	0	0	0	7
Ed Patterson	6	0	0	0	8
Shawn Antoski	13	0	0	0	49
Neil Wilkinson	23	0	0	0	36
Patrick Lalime	39	0	0	0	0

GAMES

DATE	RESULT	SCORE	OPPONENT
Oct. 5	L	3-4*	TAMPA BAY
Oct. 8	L	3-7	Hartford
Oct. 11	L	2-3	Ottawa
Oct. 12	W	3-2	OTTAWA
Oct. 16	L	1-8	NY Rangers
Oct. 17	L	1-4	Buffalo
Oct. 19	W	2-1	WASHINGTON
Oct. 22	L	2-5	Edmonton
Oct. 24	L	5-7	Calgary
Oct. 26	L	1-2	Vancouver
Nov. 1	L	2-4	Washington
Nov. 2	W	7-3	OTTAWA
Nov. 6	W	5-2	EDMONTON
Nov. 8	T	5-5*	Tampa Bay
Nov. 9	L	2-4	Florida
Nov. 12	W	3-0	BUFFALO
Nov. 14	L	1-2*	Boston
Nov. 16	L	3-8	NY RANGERS
Nov. 19	W	4-2	ST. LOUIS
Nov. 21	L	3-7	Philadelphia
Nov. 22	W	7-1	Hartford
Nov. 27	T	2-2*	MONTREAL
Nov. 30	W	6-2	BOSTON
Dec. 3	T	4-4*	HARTFORD
Dec. 4	W	4-2	Ottawa
Dec. 6	W	5-3	Washington
Dec. 7	W	5-3	ANAHEIM
Dec. 10	W	5-3	Los Angeles
Dec. 11	W	7-3	Anaheim
Dec. 13	W	4-0	San Jose
Dec. 15	L	1-2	Chicago
Dec. 17	L	4-6	BOSTON
Dec. 19	W	4-0	St. Louis
Dec. 21	W	3-1	SAN JOSE
Dec. 23	W	6-5	Toronto
Dec. 26	T	3-3*	MONTREAL
Dec. 28	W	2-0	BUFFALO
Dec. 30	W	5-3	WASHINGTON
Jan. 2	W	6-1	New Jersey
Jan. 4	W	7-3	TAMPA BAY
Jan. 7	W	5-3	NY Islanders
Jan. 10	W	5-2	NY ISLANDERS
Jan. 11	T	3-3*	Ottawa

DATE	RESULT	SCORE	OPPONENT
Jan. 14	W	3-1	DALLAS
Jan. 15	W	3-0	Hartford
Jan. 21	W	4-2	CALGARY
Jan. 23	L	3-4*	COLORADO
Jan. 25	L	4-7	NY RANGERS
Jan. 26	W	5-2	Montreal
Jan. 29	L	1-3	Buffalo
Feb. 1	W	4-1	PHOENIX
Feb. 4	W	6-4	VANCOUVER
Feb. 5	W	6-3	Montreal
Feb. 8	L	5-6*	DETROIT
Feb. 12	L	1-5	NY ISLANDERS
Feb. 15	L	1-5	Philadelphia
Feb. 16	L	2-6	PHILADELPHIA
Feb. 18	W	4-2	FLORIDA
Feb. 22	L	2-5	CHICAGO
Feb. 23	L	1-4	NY Islanders
Feb. 27	L	1-4	Detroit
Mar. 1	L	3-6	New Jersey
Mar. 4	L	1-3	NEW JERSEY
Mar. 5	L	2-4	Buffalo
Mar. 8	W	3-2*	PHILADELPHIA
Mar. 10	T	2-2*	MONTREAL
Mar. 12	T	5-5*	Phoenix
Mar. 14	L	3-6	Colorado
Mar. 16	L	2-6	Dallas
Mar. 18	W	5-3	BUFFALO
Mar. 20	W	6-3	TORONTO
Mar. 22	L	2-3	NEW JERSEY
Mar. 24	L	0-3	NY Rangers
Mar. 26	L	5-8	Montreal
Mar. 29	W	4-1	LOS ANGELES
Mar. 31	W	4-3	FLORIDA
Apr. 3	T	5-5*	HARTFORD
Apr. 5	W	5-2	OTTAWA
Apr. 8	W	3-1	BOSTON
Apr. 10	L	3-4	Tampa Bay
Apr. 11	L	2-4	Florida
Apr. 13	L	3-7	Boston

* - Overtime

Home games in all CAPS

38-36-8, 2ND, NORTHEAST DIVISION

1997-98

HIGHLIGHTS

- Tom Barrasso records his 300th career victory at Florida on Oct. 19.
- Ron Francis records his 1,400th career point on Jan. 29 at Boston.
- Nine Penguins represent their countries at the 1998 Winter Olympics in Nagano, Japan, with seven bringing home medals.
- Ken Wregget records his 200th career victory on Mar. 7 vs. Philadelphia.
- Ron Francis records his 1,000th career assist on Mar. 21 vs. Philadelphia.
- Jaromir Jagr records his 300th goal on Apr. 15 vs. Tampa Bay.
- Jaromir Jagr captures his second Art Ross Trophy with 102 points.

TRANSACTIONS

- Aug. 12, 1997** - Obtained Jiri Slegr from Edmonton for a third-round choice in the 1998 Entry Draft.
- Oct. 22, 1997** - Obtained Tuomas Gronman from Chicago for Greg Johnson.
- Mar. 24, 1998** - Obtained Sean Pronger from Anaheim for the rights to Patrick Lalime.

GOALTENDERS

GOALIE	W-L-T	GP	MP	GA	SO	GAA
Peter Skudra	6-4-3	17	851	26	0	1.83
Tom Barrasso	31-14-13	63	3542	122	7	2.07
Ken Wregget	3-6-2	15	611	28	0	2.75
TOTALS	40-24-18	82	5022	188	7	2.25

SCORING

PLAYERS	GP	G	A	PTS	PIM
Jaromir Jagr	77	35	67	102	64
Ron Francis	81	25	62	87	20
Stu Barnes	78	30	35	65	30
Kevin Hatcher	74	19	29	48	66
Martin Straka	75	19	23	42	28
Rob Brown	82	15	25	40	59
Fredrik Olausson	76	6	27	33	42
Aleksey Morozov	76	13	13	26	8
Eddie Olczyk	56	11	11	22	35
Robert Lang	54	9	13	22	16
Sean Pronger	67	6	15	21	32
Alex Hicks	58	7	13	20	54
Brad Werenka	71	3	15	18	46
Jiri Slegr	73	5	12	17	109
Andreas Johansson	50	5	10	15	20
Darius Kasparaitis	61	4	8	12	127
Robert Dome	30	5	2	7	12
Chris Ferraro	46	3	4	7	43
Peter Ferraro	29	3	4	7	12
Tyler Wright	82	3	4	7	112
Ian Moran	37	1	6	7	19
Chris Tamer	79	0	7	7	181
Neil Wilkinson	34	2	4	6	24
Garry Valk	39	2	1	3	33
Tuomas Gronman	22	1	2	3	25
Tom Barrasso	63	0	2	2	14
Greg Johnson	5	1	0	1	2
Peter Skudra	17	0	1	1	2
Sven Butenschon	6	0	0	0	6
Ken Wregget	15	0	0	0	6

GAMES

DATE	RESULT	SCORE	OPPONENT
Oct. 1	T	3-3*	LOS ANGELES
Oct. 3	W	4-3	Carolina
Oct. 4	L	3-5	FLORIDA
Oct. 8	L	0-3	MONTREAL
Oct. 9	L	1-3	Philadelphia
Oct. 11	W	4-1	CAROLINA
Oct. 14	W	1-0	NY Rangers
Oct. 15	T	1-1*	Montreal
Oct. 17	W	4-1	Tampa Bay
Oct. 19	W	4-1	Florida
Oct. 22	W	5-2	San Jose
Oct. 24	L	3-4	Edmonton
Oct. 25	W	3-2*	Vancouver
Oct. 28	L	3-6	Calgary
Nov. 1	W	7-6*	VANCOUVER
Nov. 2	L	1-3	Chicago
Nov. 5	L	2-5	DALLAS
Nov. 7	T	1-1*	Detroit
Nov. 8	T	2-2*	BUFFALO
Nov. 12	L	1-4	WASHINGTON
Nov. 14	L	1-3	NY Rangers
Nov. 15	W	5-0	Toronto
Nov. 19	T	3-3*	BOSTON
Nov. 20	W	2-0	Ottawa
Nov. 22	W	4-3*	NY RANGERS
Nov. 24	W	5-1	BUFFALO
Nov. 26	W	3-2	CAROLINA
Nov. 29	W	6-3	MONTREAL
Dec. 1	W	1-0	Montreal
Dec. 4	L	0-4	NEW JERSEY
Dec. 6	W	5-2	ANAHEIM
Dec. 9	W	2-1	Los Angeles
Dec. 10	W	3-0	Anaheim
Dec. 12	T	2-2*	Phoenix
Dec. 16	T	1-1*	TAMPA BAY
Dec. 19	T	3-3*	Colorado
Dec. 20	L	1-4	St. Louis
Dec. 26	W	4-1	Washington
Dec. 27	L	0-1	MONTREAL
Dec. 29	W	5-1	NY ISLANDERS
Dec. 31	W	3-2	CAROLINA
Jan. 3	L	4-5*	COLORADO
Jan. 6	W	4-2	NY Islanders

DATE	RESULT	SCORE	OPPONENT
Jan. 7	L	1-3	New Jersey
Jan. 10	W	4-1	NEW JERSEY
Jan. 12	W	4-1	Carolina
Jan. 14	L	2-5	Boston
Jan. 20	T	0-0*	OTTAWA
Jan. 22	W	3-2	New Jersey
Jan. 24	W	4-2	BOSTON
Jan. 26	W	4-2	ST. LOUIS
Jan. 28	T	2-2*	Washington
Jan. 29	W	4-2	Boston
Jan. 31	W	4-2	DETROIT
Feb. 2	L	2-4	NY ISLANDERS
Feb. 4	T	2-2*	WASHINGTON
Feb. 6	T	2-2*	Buffalo
Feb. 7	T	2-2*	Ottawa
Feb. 25	W	6-2	Montreal
Feb. 28	L	2-6	Boston
Mar. 2	W	3-1	TORONTO
Mar. 5	T	2-2*	CHICAGO
Mar. 7	W	6-4	PHILADELPHIA
Mar. 8	L	3-4*	Philadelphia
Mar. 11	W	4-1	CALGARY
Mar. 14	W	2-1	BUFFALO
Mar. 15	L	0-3	Buffalo
Mar. 18	W	4-2	EDMONTON
Mar. 21	W	4-3	PHILADELPHIA
Mar. 22	T	0-0*	Dallas
Mar. 26	L	3-4	NY Islanders
Mar. 28	T	2-2*	NY RANGERS
Mar. 29	T	1-1*	OTTAWA
Apr. 1	L	2-3	SAN JOSE
Apr. 4	W	4-1	Tampa Bay
Apr. 5	L	1-3	Florida
Apr. 7	L	1-2	PHOENIX
Apr. 9	L	1-4	Ottawa
Apr. 11	T	3-3*	FLORIDA
Apr. 15	W	5-1	TAMPA BAY
Apr. 16	W	4-1	Carolina
Apr. 18	W	5-2	BOSTON

* - Overtime

Home games in all CAPS

40-24-18, 1ST, NORTHEAST DIVISION

1998-99

HIGHLIGHTS

- Jaromir Jagr records his 800th career point Jan. 31 at Montreal.
- Penguins win five consecutive overtime games for the first time in club history and lead the NHL with 28 overtime points.
- Tom Barrasso passes Gump Worsley for 10th place on the NHL's all-time wins list with his 336th victory on Jan. 5 vs. Calgary.
- Penguins win 10 games in a row, Jan. 28-Feb. 15, the second-longest winning streak in team history.
- Tom Barrasso, Peter Skudra and Jean-Sebastien Aubin all record shutouts, making it the first time in club history that three different goalies record shutouts in one season.
- Jaromir Jagr captures his first Hart Trophy as league MVP. Jagr also wins his third Art Ross Trophy as the league's leading scorer.

TRANSACTIONS

- June 17, 1998** - Obtained German Titov and Todd Hlushko from Calgary for Ken Wregget and Dave Roche.
- Nov. 25, 1998** - Obtained Alexei Kovalev, Harry York and future considerations from NY Rangers for Petr Nedved, Chris Tamer and Sean Pronger.
- Mar. 11, 1999** - Obtained Matthew Barnaby from Buffalo for Stu Barnes.

GOALTENDERS

GOALIE	W-L-T	GP	MP	GA	SO	GAA
J.S. Aubin	4-3-6	17	756	28	2	2.22
Tom Barrasso	19-16-3	43	2306	98	4	2.55
Peter Skudra	15-11-5	37	1914	89	3	2.79
TOTALS	38-30-14	82	5011	225	9	2.69

SCORING

PLAYERS	GP	G	A	PTS	PIM
Jaromir Jagr	81	44	83	127	66
Martin Straka	80	35	48	83	26
German Titov	72	11	45	56	34
Alexei Kovalev	77	23	30	53	49
Robert Lang	72	21	23	44	24
Kip Miller	77	19	23	42	22
Jan Hrdina	82	13	29	42	40
Kevin Hatcher	66	11	27	38	24
Stu Barnes	64	20	12	32	20
Rob Brown	58	13	11	24	16
Brad Werenka	81	6	18	24	93
Jiri Slegr	63	3	20	23	86
Matthew Barnaby	62	6	16	22	177
Aleksey Morozov	67	9	10	19	14
Dan Kesa	67	2	8	10	27
Bobby Dollas	70	2	8	10	60
Ian Moran	62	4	5	9	37
Maxim Galanov	51	4	3	7	14
Jeff Serowik	26	0	6	6	16
Darius Kasparaitis	48	1	4	5	70
Tom Barrasso	43	0	3	3	20
Martin Sonnenberg	44	1	1	2	19
Patrick Lebeau	8	1	0	1	2
Greg Andrusak	7	0	1	1	4
Victor Ignatjev	11	0	1	1	6
Ryan Savoia	3	0	0	0	0
Pavel Skrbek	4	0	0	0	2
Brian Bonin	5	0	0	0	0
Chris Tamer	11	0	0	0	32
Sven Butenschon	17	0	0	0	6
J.S. Aubin	17	0	0	0	0
Neil Wilkinson	24	0	0	0	22
Peter Skudra	37	0	0	0	2
Tyler Wright	61	0	0	0	90

GAMES

DATE	RESULT	SCORE	OPPONENT
Oct. 10	W	4-3	NY Islanders
Oct. 14	W	3-1	New Jersey
Oct. 17	T	3-3*	NY RANGERS
Oct. 21	L	0-5	Tampa Bay
Oct. 24	L	4-6	TORONTO
Oct. 26	W	2-0	Toronto
Oct. 28	W	5-2	Calgary
Oct. 30	T	2-2*	Vancouver
Oct. 31	L	1-4	Edmonton
Nov. 3	T	4-4*	PHILADELPHIA
Nov. 5	W	4-2	Ottawa
Nov. 7	T	0-0*	BOSTON
Nov. 10	W	3-2	NY ISLANDERS
Nov. 13	L	3-4	New Jersey
Nov. 14	W	4-0	FLORIDA
Nov. 17	L	1-4	PHILADELPHIA
Nov. 19	W	5-1	Tampa Bay
Nov. 21	W	5-2	TAMPA BAY
Nov. 25	L	4-5	Washington
Nov. 27	T	2-2*	NY RANGERS
Nov. 28	W	4-3	Montreal
Dec. 1	T	4-4*	ANAHEIM
Dec. 4	T	3-3*	Carolina
Dec. 5	L	1-2	Boston
Dec. 12	W	4-3	St. Louis
Dec. 15	W	3-2*	TAMPA BAY
Dec. 16	L	1-4	Florida
Dec. 19	W	3-0	WASHINGTON
Dec. 21	L	1-7	Toronto
Dec. 22	L	0-3	LOS ANGELES
Dec. 26	W	2-1*	OTTAWA
Dec. 30	W	7-4	FLORIDA
Jan. 2	W	4-2	Florida
Jan. 5	W	5-1	CALGARY
Jan. 7	W	4-2	CAROLINA
Jan. 9	W	2-1	ST. LOUIS
Jan. 13	L	3-5	Phoenix
Jan. 15	L	2-3	San Jose
Jan. 16	W	5-1	Los Angeles
Jan. 18	L	3-5	Anaheim
Jan. 21	L	2-5	NY ISLANDERS
Jan. 26	L	3-5	CAROLINA
Jan. 28	W	6-0	TORONTO

DATE	RESULT	SCORE	OPPONENT
Jan. 30	W	5-2	BOSTON
Jan. 31	W	5-3	Montreal
Feb. 2	W	5-3	BUFFALO
Feb. 5	W	3-0	FLORIDA
Feb. 7	W	2-1	DETROIT
Feb. 9	W	3-2*	MONTREAL
Feb. 11	W	6-5*	VANCOUVER
Feb. 13	W	3-2*	Nashville
Feb. 15	W	7-3	WASHINGTON
Feb. 17	L	1-3	NY Islanders
Feb. 19	L	1-6	NY Rangers
Feb. 21	L	1-2	Philadelphia
Feb. 22	W	4-1	PHOENIX
Feb. 25	W	3-2	Colorado
Feb. 26	L	4-6	Dallas
Feb. 28	L	3-4	Washington
Mar. 3	T	4-4*	MONTREAL
Mar. 5	T	2-2*	EDMONTON
Mar. 7	L	1-3	COLORADO
Mar. 9	L	2-3	NEW JERSEY
Mar. 10	W	3-2*	Carolina
Mar. 13	W	4-0	PHILADELPHIA
Mar. 16	T	2-2*	DALLAS
Mar. 17	W	2-0	Tampa Bay
Mar. 20	T	1-1*	NASHVILLE
Mar. 21	T	2-2*	NY Rangers
Mar. 23	W	5-2	CHICAGO
Mar. 25	L	3-5	New Jersey
Mar. 27	T	1-1*	BUFFALO
Mar. 28	L	3-4*	Buffalo
Mar. 30	L	4-6	OTTAWA
Apr. 1	T	3-3*	Ottawa
Apr. 3	L	2-4	NEW JERSEY
Apr. 5	L	1-3	Buffalo
Apr. 8	L	1-3	Philadelphia
Apr. 11	W	3-0	Detroit
Apr. 15	L	2-4	Boston
Apr. 17	L	2-7	NY ISLANDERS
Apr. 18	W	2-1*	NY Rangers

* - Overtime

Home games in all CAPS

37-37-8-6, 3RD, ATLANTIC DIVISION

1999-00

HIGHLIGHTS

- Jaromir Jagr opens the season with a 15-game point streak from Oct. 1-Nov. 13 (14G-19A=33Pts).
- Jaromir Jagr sets an NHL record by recording a point on 15 consecutive goals from Oct. 16-Nov. 4 (7G-8A=15Pts).
- Jaromir Jagr nets his fifth career hat trick and his 900th point on Nov. 26 vs. Ottawa.
- Herb Brooks replaces Kevin Constantine as head coach on Dec. 9.
- Jaromir Jagr records a career-best seven points (3G-4A) on Dec. 30.
- Martin Straka ties the team record for two fastest goals by one player (four seconds) on Feb. 11 vs. Edmonton.
- Jaromir Jagr captures his third consecutive Art Ross Trophy.
- The Penguins and Philadelphia Flyers play the third-longest game in NHL history in Game 5 of the Eastern Conference Semifinals. Goaltender Ron Tugnutt makes 70 saves in the four-and-a-half overtime, 2-1 loss.

TRANSACTIONS

- Mar. 13, 2000** - Acquired Bob Boughner from Nashville for Pavel Skrbek.
- Mar. 14, 2000** - Acquired Ron Tugnutt and Janne Laukkanen from Ottawa for Tom Barrasso; Acquired Rene Corbet and Tyler Moss from Calgary for Brad Werenka; Acquired Josef Beranek from Edmonton for German Titov.

GOALTENDERS

GOALIE	W-L-T	GP	MP	GA	SO	GAA
Ron Tugnutt	4-2-0	7	374	15	0	2.41
J. S. Aubin	23-21-3	51	2789	120	2	2.58
Peter Skudra	5-7-3	20	922	48	1	3.12
Tom Barrasso	5-7-2	18	870	46	1	3.17
TOTALS	37-37-8	82	4984	236	4	2.84

SCORING

PLAYERS	GP	G	A	PTS	PIM
Jaromir Jagr	63	42	54	96	50
Alexei Kovalev	82	26	40	66	94
Robert Lang	78	23	42	65	14
Martin Straka	71	20	39	59	26
Jan Hrdina	70	13	33	46	43
Aleksey Morozov	68	12	19	31	14
Jiri Slegr	74	11	20	31	82
Pat Falloon	63	9	22	31	14
Josef Beranek	71	13	12	25	57
Matthew Barnaby	64	12	12	24	197
Rob Brown	50	10	13	23	10
Tyler Wright	50	12	10	22	45
Michal Rozsival	75	4	17	21	48
Janne Laukkanen	71	2	18	20	67
Rene Corbet	52	5	10	15	60
Darius Kasparaitis	73	3	12	15	146
Hans Jonsson	68	3	11	14	12
Ian Moran	73	4	8	12	28
Bob Boughner	73	3	4	7	166
Robert Dome	22	2	5	7	0
Andrew Ference	30	2	4	6	20
Tom Chorske	33	1	5	6	2
Peter Popovic	54	1	5	6	30
Steve Leach	56	2	3	5	24
John Slaney	29	1	4	5	10
Martin Sonnenberg	14	1	2	3	0
Dan Trebil	3	1	0	1	2
J.S. Aubin	51	0	1	1	2
Sven Butenschon	3	0	0	0	0
Peter Skudra	20	0	0	0	0
Dennis Bonvie	20	0	0	0	80
Ron Tugnutt	7	0	0	0	0

GAMES

DATE	RESULT	SCORE	OPPONENT
Oct. 1	L	4-6	Dallas
Oct. 7	W	7-5	New Jersey
Oct. 8	T	3-3*	COLORADO
Oct. 14	W	5-2	NY Rangers
Oct. 16	T	3-3*	CHICAGO
Oct. 23	L	2-3	CAROLINA
Oct. 27	L	1-2*	Anaheim
Oct. 28	L	3-5	Los Angeles
Oct. 30	T	1-1*	San Jose
Nov. 2	L	4-5	LOS ANGELES
Nov. 4	L	1-2	Ottawa
Nov. 6	L	4-7	TAMPA BAY
Nov. 10	W	5-4	MONTREAL
Nov. 12	L	2-3*	Detroit
Nov. 13	W	6-2	NASHVILLE
Nov. 16	W	3-2	BUFFALO
Nov. 18	L	1-2	Tampa Bay
Nov. 20	R	1-2*	Florida
Nov. 23	W	3-1	TORONTO
Nov. 26	W	5-0	OTTAWA
Nov. 27	L	3-5	Carolina
Nov. 30	W	4-1	Buffalo
Dec. 2	L	2-5	SAN JOSE
Dec. 4	L	2-3*	Toronto
Dec. 7	L	1-2	New Jersey
Dec. 9	W	3-0	WASHINGTON
Dec. 11	W	4-2	PHOENIX
Dec. 14	W	4-2	BOSTON
Dec. 15	W	6-3	Carolina
Dec. 18	L	2-5	FLORIDA
Dec. 20	L	1-5	Montreal
Dec. 21	W	4-0	NY Islanders
Dec. 23	W	4-3	TAMPA BAY
Dec. 26	W	4-2	Chicago
Dec. 29	L	2-3*	Washington
Dec. 30	W	9-3	NY ISLANDERS
Jan. 2	W	4-3	DETROIT
Jan. 5	L	1-3	NEW JERSEY
Jan. 7	W	5-2	TORONTO
Jan. 8	L	2-6	Philadelphia
Jan. 12	L	1-3	Phoenix
Jan. 13	L	3-4	Colorado
Jan. 15	L	2-4	Nashville

DATE	RESULT	SCORE	OPPONENT
Jan. 19	W	3-1	ST. LOUIS
Jan. 22	L	2-4	Montreal
Jan. 23	T	4-4*	PHILADELPHIA
Jan. 25	L	3-4	NY RANGERS
Jan. 27	W	4-1	ATLANTA
Jan. 29	L	1-7	ANAHEIM
Jan. 31	W	2-1*	Atlanta
Feb. 1	W	3-2	WASHINGTON
Feb. 3	W	4-2	NY ISLANDERS
Feb. 9	W	5-2	ATLANTA
Feb. 11	T	2-2*	EDMONTON
Feb. 12	L	1-5	NY Islanders
Feb. 14	W	3-0	VANCOUVER
Feb. 16	T	1-1*	BUFFALO
Feb. 19	W	2-1	Florida
Feb. 21	L	1-2	Tampa Bay
Feb. 22	L	3-4	NY Rangers
Feb. 24	L	3-4*	Philadelphia
Feb. 26	T	2-2*	BOSTON
Feb. 28	T	1-1*	OTTAWA
Mar. 1	L	2-8	Calgary
Mar. 4	W	3-2	Edmonton
Mar. 8	L	0-3	MONTREAL
Mar. 9	L	0-7	Ottawa
Mar. 11	W	3-1	NY RANGERS
Mar. 13	L	2-3	NEW JERSEY
Mar. 16	W	4-2	FLORIDA
Mar. 18	L	2-3	Boston
Mar. 19	W	5-4	NY RANGERS
Mar. 21	W	8-2	NY Islanders
Mar. 24	W	5-3	Atlanta
Mar. 26	L	1-3	Philadelphia
Mar. 28	W	3-2	NEW JERSEY
Mar. 30	W	4-3*	Washington
Apr. 1	L	2-3	PHILADELPHIA
Apr. 3	W	3-2	CAROLINA
Apr. 5	W	4-2	Toronto
Apr. 7	W	2-1*	Buffalo
Apr. 9	L	1-3	Boston

* - Overtime

Home games in all CAPS

37-37-8-6, 3RD, ATLANTIC DIVISION

2000-01

HIGHLIGHTS

- The Penguins open the 2000-01 season with two games against the Nashville Predators in Japan.
- Jaromir Jagr records his 400th goal on Nov. 13 at Colorado.
- Mario Lemieux announces his comeback to the NHL on Dec. 11. Lemieux posts three points (1-G2A) against the Toronto Maple Leafs in his first game back on Dec. 27.
- Lemieux records career point 1,500 and Jagr records his 1,000th against Ottawa on Dec. 30.
- Lemieux posts his 40th career hat trick on Jan. 24 vs. Montreal, the second most in league history.
- Alexei Kovalev records hat tricks in back-to-back games against the Flyers (Feb. 7) and Devils (Feb. 10).

TRANSACTIONS

- Dec. 28, 2000** - Acquired Marc Bergevin from St. Louis for Dan Trebil.
- Jan. 14, 2001** - Acquired Kevin Stevens from Philadelphia for John Slaney.
- Feb. 1, 2001** - Acquired Wayne Primeau from Tampa Bay for Matthew Barnaby.
- Mar. 12, 2001** - Acquired Johan Hedberg and Bobby Dollas from San Jose for Jeff Norton.

GOALTENDERS

GOALIE	W-L-T	GP	MP	GA	SO	GAA
Johan Hedberg	7-1-1	9	545	24	0	2.64
Garth Snow	14-15-4	35	2032	101	3	2.98
Rich Parent	1-1-3	7	332	17	0	3.07
J. S. Aubin	20-14-1	36	2050	107	0	3.13
TOTALS	42-31-9	82	4978	256	3	3.09

SCORING

PLAYERS	GP	G	A	PTS	PIM
Jaromir Jagr	81	52	69	121	42
Alexei Kovalev	79	44	51	95	96
Martin Straka	82	27	68	95	38
Robert Lang	82	32	48	80	28
Mario Lemieux	43	35	41	76	188
Jan Hrdina	78	15	28	43	48
Kevin Stevens	55	10	22	32	73
Josef Beranek	70	9	14	23	43
Hans Jonsson	58	4	18	22	22
Wayne Primeau	75	3	19	22	131
Janne Laukkanen	50	3	17	20	34
Aleksey Morozov	66	5	14	19	34
Darius Kasparaitis	77	3	16	19	111
Rene Corbet	43	8	9	17	57
Andrew Ference	36	4	11	15	28
Milan Kraft	42	7	7	14	8
Kip Miller	33	3	8	11	6
Frantisek Kucera	55	2	7	9	12
Toby Petersen	12	2	6	8	4
Ian Moran	40	3	4	7	28
Dan LaCouture	48	2	4	6	43
Michal Rozsival	30	1	4	5	26
Krzysztof Oliwa	36	1	4	5	165
Marc Bergevin	38	1	4	5	26
Bob Boughner	58	1	3	4	147
Billy Tibbetts	29	1	2	3	79
Bobby Dollas	21	1	1	2	18
Steve McKenna	54	1	1	2	119
Josef Melichar	18	0	2	2	21
J. S. Aubin	36	0	1	1	4
Greg Crozier	1	0	0	0	0
Dennis Bonvie	3	0	0	0	0
Rich Parent	7	0	0	0	0
Johan Hedberg	9	0	0	0	0
Garth Snow	35	0	0	0	8

GAMES

DATE	RESULT	SCORE	OPPONENT	DATE	RESULT	SCORE	OPPONENT
Oct. 6	L	1-3	NASHVILLE+	Jan. 13	L	5-6	NY Islanders
Oct. 7	W	3-1	Nashville+	Jan. 15	W	3-2	ANAHEIM
Oct. 13	W	3-2	TAMPA BAY	Jan. 17	L	4-5	Phoenix
Oct. 14	W	8-6	NY RANGERS	Jan. 19	L	5-6*	Dallas
Oct. 18	L	2-3	CAROLINA	Jan. 21	W	4-0	Chicago
Oct. 19	T	3-3*	Ottawa	Jan. 24	W	3-1	MONTREAL
Oct. 21	W	5-2	COLUMBUS	Jan. 27	W	5-1	ATLANTA
Oct. 25	L	2-3	OTTAWA	Jan. 30	W	6-3	Atlanta
Oct. 27	W	4-1	NY Rangers	Jan. 31	L	1-5	PHILADELPHIA
Oct. 28	L	0-9	NEW JERSEY	Feb. 7	W	9-4	PHILADELPHIA
Nov. 1	L	2-3	San Jose	Feb. 10	W	5-4*	NEW JERSEY
Nov. 3	W	4-2	Vancouver	Feb. 11	L	2-4	Minnesota
Nov. 4	T	1-1*	Calgary	Feb. 14	W	2-1	MINNESOTA
Nov. 8	W	5-2	PHILADELPHIA	Feb. 16	T	4-4*	New Jersey
Nov. 10	W	4-2	New Jersey	Feb. 17	W	3-2*	Columbus
Nov. 11	W	5-2	EDMONTON	Feb. 19	L	1-5	Colorado
Nov. 13	L	2-3*	Colorado	Feb. 21	W	3-2*	FLORIDA
Nov. 16	L	3-4	St. Louis	Feb. 23	W	6-4	NY RANGERS
Nov. 18	W	3-1	ATLANTA	Feb. 25	W	6-1	NY ISLANDERS
Nov. 22	L	1-3	CAROLINA	Feb. 28	L	2-4	Montreal
Nov. 24	W	1-0	Philadelphia	Mar. 2	W	7-5	NY Rangers
Nov. 25	T	2-2*	LOS ANGELES	Mar. 3	L	3-4	Washington
Nov. 28	L	1-3	Boston	Mar. 7	L	3-4	WASHINGTON
Dec. 1	W	6-4	Buffalo	Mar. 8	W	5-3	Atlanta
Dec. 2	L	2-3	BUFFALO	Mar. 10	W	6-3	CALGARY
Dec. 5	W	4-2	Ottawa	Mar. 12	T	3-3*	NY Rangers
Dec. 6	L	2-3	BOSTON	Mar. 14	L	1-3	NY ISLANDERS
Dec. 9	L	1-5	Toronto	Mar. 16	W	6-3	Florida
Dec. 10	W	4-3	Detroit	Mar. 17	L	1-5	Tampa Bay
Dec. 13	L	4-7	TORONTO	Mar. 20	T	2-2*	BOSTON
Dec. 15	L	1-4	FLORIDA	Mar. 23	L	3-5	Carolina
Dec. 16	T	4-4*	Montreal	Mar. 25	W	4-2	New Jersey
Dec. 20	T	2-2*	Florida	Mar. 27	W	4-1	BUFFALO
Dec. 21	T	1-1*	Tampa Bay	Mar. 29	W	5-2	CHICAGO
Dec. 23	L	2-8	DALLAS	Mar. 31	W	5-3	ST. LOUIS
Dec. 26	W	5-3	Buffalo	Apr. 2	L	1-4	NY Islanders
Dec. 27	W	5-0	TORONTO	Apr. 4	W	4-2	TAMPA BAY
Dec. 30	W	5-3	OTTAWA	Apr. 7	L	3-4*	Philadelphia
Jan. 3	W	3-2	WASHINGTON	Apr. 8	W	6-4	Carolina
Jan. 5	L	3-4	MONTREAL				
Jan. 8	W	5-3	Washington				
Jan. 9	L	2-5	Boston				
Jan. 12	W	4-3	NY ISLANDERS				

* - Overtime

+ - Game played in Japan

Home games in all CAPS

42-28-9-3, 3RD, ATLANTIC DIVISION

2001-02

HIGHLIGHTS

- Rick Kehoe replaces Ivan Hlinka as head coach, Oct. 15.
- Toby Petersen records his first career hat trick, Oct. 16 vs. Ottawa.
- Johan Hedberg records his first career regular-season shutout by making 29 saves against the Senators, Oct. 18.
- Alexei Kovalev records his 500th career point, Dec. 11 at Washington.
- Mario Lemieux records five points (2G-3A) during a 5-1 win against Tampa Bay on Jan. 23.
- Lemieux records career point 1,600 in a 5-4 loss to the Los Angeles Kings, Feb. 27.

TRANSACTIONS

- Jan. 4, 2002** - Claimed Randy Robitaille off waivers from Los Angeles.
- Mar. 15, 2002** - Claimed Shean Donovan off waivers from Atlanta.
- Mar. 17, 2002** - Acquired Kent Manderville from Philadelphia for Billy Tibbetts.
- Mar. 19, 2002** - Acquired Ville Nieminen and Rick Berry from Colorado for Darius Kasparaitis.

GOALTENDERS

GOALIE	W-L-T	GP	MP	GA	SO	GAA
Johan Hedberg	25-34-7	66	3877	178	6	2.75
J. S. Aubin	3-12-1	21	1094	65	0	3.56
TOTALS	28-46-8	82	4994	249	6	2.99

SCORING

PLAYERS	GP	G	A	PTS	PIM
Alexei Kovalev	67	32	44	76	80
Jan Hrdina	79	24	33	57	50
Robert Lang	62	18	32	50	16
Aleksey Morozov	72	20	29	49	16
Randy Robitaille	58	14	23	37	33
Mario Lemieux	24	6	25	31	14
Michal Rozsival	79	9	20	29	47
Ville Nieminen	66	11	16	27	38
Stephane Richer	58	13	12	25	14
Kris Beech	79	10	15	25	45
Toby Petersen	79	8	10	18	4
Dan LaCouture	82	6	11	17	71
Milan Kraft	68	8	8	16	16
Shean Donovan	61	8	7	15	44
Jeff Toms	52	9	5	14	14
Darius Kasparaitis	69	2	12	14	123
Janne Laukkanen	47	6	7	13	28
Andrew Ference	75	4	7	11	73
Wayne Primeau	33	3	7	10	18
Ian Moran	64	2	8	10	54
Martin Straka	13	5	4	9	0
Kent Manderville	38	3	5	8	12
Jamie Pushor	76	0	8	8	84
Hans Jonsson	53	2	5	7	22
Billy Tibbetts	33	1	5	6	109
Kevin Stevens	32	1	4	5	25
John Jakopin	19	0	4	4	42
Tom Kostopoulos	11	1	2	3	9
Josef Melichar	60	0	3	3	68
Mike Wilson	21	1	1	2	17
Krzysztof Oliwa	57	0	2	2	150
Rick Berry	70	0	2	2	81
Shane Endicott	4	0	1	1	4
Eric Meloche	23	0	1	1	8
Johan Hedberg	66	0	1	1	22
J. S. Aubin	21	0	0	0	0

GAMES

DATE	RESULT	SCORE	OPPONENT	DATE	RESULT	SCORE	OPPONENT
Oct. 3	L	1-3	COLORADO	Jan. 12	L	1-4	St. Louis
Oct. 6	L	2-4	ANAHEIM	Jan. 15	L	2-5	Vancouver
Oct. 10	L	3-6	NY ISLANDERS	Jan. 17	W	6-4	Calgary
Oct. 14	L	1-4	Buffalo	Jan. 19	W	1-0	Edmonton
Oct. 16	W	5-2	OTTAWA	Jan. 21	W	5-2	PHILADELPHIA
Oct. 18	W	3-0	Ottawa	Jan. 23	W	5-1	TAMPA BAY
Oct. 20	L	1-2*	St. Louis	Jan. 24	W	5-4*	NY Islanders
Oct. 23	W	4-2	Atlanta	Jan. 26	W	3-2*	ATLANTA
Oct. 24	W	3-2	DALLAS	Jan. 29	L	2-3*	Philadelphia
Oct. 27	L	0-4	Toronto	Jan. 30	L	3-6	SAN JOSE
Oct. 28	T	2-2*	FLORIDA	Feb. 5	T	3-3*	Carolina
Oct. 31	L	0-3	Philadelphia	Feb. 7	L	0-1	Montreal
Nov. 1	W	3-1	TORONTO	Feb. 9	L	1-2*	NEW JERSEY
Nov. 3	W	2-1*	TAMPA BAY	Feb. 10	L	3-4	NY RANGERS
Nov. 6	T	2-2*	Carolina	Feb. 12	L	1-5	Ottawa
Nov. 7	L	0-2	Florida	Feb. 27	L	4-5	LOS ANGELES
Nov. 10	L	2-3*	Tampa Bay	Feb. 28	W	4-3*	Columbus
Nov. 13	W	5-1	New Jersey	Mar. 2	L	2-4	DETROIT
Nov. 14	T	3-3*	NY ISLANDERS	Mar. 4	W	4-2	NY Islanders
Nov. 17	W	1-0*	NY RANGERS	Mar. 5	W	6-5*	FLORIDA
Nov. 21	L	1-4	VANCOUVER	Mar. 7	L	1-3	CAROLINA
Nov. 23	L	0-5	Nashville	Mar. 9	W	3-2*	NY RANGERS
Nov. 24	W	3-1	BUFFALO	Mar. 11	L	2-4	COLUMBUS
Nov. 27	W	6-0	NEW JERSEY	Mar. 13	L	2-4	Anaheim
Nov. 29	L	0-5	San Jose	Mar. 16	L	3-4	Los Angeles
Dec. 1	L	2-5	Phoenix	Mar. 18	W	4-2	Atlanta
Dec. 4	W	1-0	Toronto	Mar. 20	L	1-3	PHOENIX
Dec. 6	W	4-1	Boston	Mar. 23	T	4-4*	PHILADELPHIA
Dec. 8	W	6-3	ATLANTA	Mar. 24	W	6-2	WASHINGTON
Dec. 11	T	2-2*	Washington	Mar. 27	L	3-4	NEW JERSEY
Dec. 12	L	2-4	BOSTON	Mar. 30	L	1-2*	Montreal
Dec. 14	L	2-5	MINNESOTA	Apr. 1	L	0-3	MONTREAL
Dec. 16	L	0-7	CAROLINA	Apr. 3	L	2-3	Florida
Dec. 19	L	1-3	MONTREAL	Apr. 4	L	2-4	Tampa Bay
Dec. 21	W	4-3	WASHINGTON	Apr. 6	L	1-3	Philadelphia
Dec. 22	T	4-4*	Washington	Apr. 8	L	2-3	NY Rangers
Dec. 26	L	0-4	New Jersey	Apr. 10	T	4-4*	BUFFALO
Dec. 29	L	2-5	OTTAWA	Apr. 12	L	2-5	TORONTO
Jan. 3	L	2-4	NY Islanders	Apr. 13	L	1-7	Boston
Jan. 5	W	4-1	NY RANGERS				
Jan. 6	L	0-2	Chicago				
Jan. 8	L	2-3	BOSTON				
Jan. 10	W	2-0	Buffalo				

* - Overtime

Home games in all CAPS

28-41-8-5, 5TH, ATLANTIC DIVISION

2002-03

HIGHLIGHTS

- Martin Straka records his 300th assist on Dec. 7 against the NY Islanders.
- Sebastien Caron stops 31 shots in his first NHL start, a 2-1 win against the Boston Bruins on Jan. 13.
- Mario Lemieux records his 1,000th career assist, recording four helpers in a 5-2 win in Boston on Feb. 8.
- Mario Lemieux nets his team record 11th career OT goal in a 4-3 win against the Edmonton Oilers, Feb. 18.
- Martin Straka records his 500th NHL point with a goal Mar. 18 against the Detroit Red Wings.

TRANSACTIONS

- Feb. 9, 2003** - Acquired Shawn Heins from San Jose for a conditional draft pick.
- Feb. 10, 2003** - Acquired Mikael Samuelsson, Rico Fata, Richard Lintner and Joel Bouchard from the NY Rangers for Alexei Kovalev, Dan LaCouture, Mike Wilson and Janne Laukkanen.
- Mar. 11, 2003** - Acquired Matt Bradley from San Jose for Wayne Primeau.
- Mar. 11, 2003** - Acquired Ramzi Abid, Guillaume Lefebvre and Dan Focht from Phoenix for Jan Hrdina and Francois Leroux.

GOALTENDERS

GOALIE	W-L-T	GP	MP	GA	SO	GAA
Sebastien Caron	7-14-2	24	1408	62	2	2.64
J. S. Aubin	6-13-0	21	1132	59	1	3.13
Johan Hedberg	14-22-4	41	2410	126	1	3.14
TOTALS	27-49-6	82	4972	255	4	3.08

SCORING

PLAYERS	GP	G	A	PTS	PIM
Mario Lemieux	67	28	63	91	43
Martin Straka	60	18	28	46	12
Dick Tarnstrom	61	7	34	41	50
Aleksey Morozov	27	9	16	25	16
Mikael Samuelsson	80	10	14	24	40
Ville Nieminen	75	9	12	21	93
Rico Fata	63	7	12	19	16
Ramzi Abid	33	10	8	18	32
Mathias Johansson	58	5	10	15	16
Joel Bouchard	34	5	8	13	14
Milan Kraft	31	7	5	12	10
Tomas Surovy	26	4	7	11	10
Steve McKenna	79	9	1	10	128
Michal Rozsival	53	4	6	10	40
Alexandre Daigle	33	4	3	7	8
Kent Manderville	82	2	5	7	46
Eric Meloche	13	5	1	6	4
Richard Lintner	29	4	2	6	10
Michal Sivek	38	3	3	6	14
Guillaume Lefebvre	26	2	4	6	4
Hans Jonsson	63	1	4	5	36
Jamie Pushor	76	3	1	4	76
Brian Holzinger	14	1	3	4	8
Shawn Heins	47	1	2	3	42
Dan Focht	22	0	3	3	29
Johan Hedberg	41	0	2	2	18
Vladimir Vujtek	5	0	1	1	0
Tom Kostopoulos	8	0	1	1	0
Kris Beech	12	0	1	1	6
J. S. Aubin	21	0	1	1	2
Konstantin Koltsov	2	0	0	0	0
Ross Lupaschuk	3	0	0	0	4
Brooks Orpik	6	0	0	0	2
Josef Melichar	8	0	0	0	2
Sebastien Caron	24	0	0	0	6

GAMES

DATE	RESULT	SCORE	OPPONENT
Oct. 10	L	0-6	TORONTO
Oct. 12	W	6-0	NY RANGERS
Oct. 14	W	5-4	Toronto
Oct. 16	W	3-2	ATLANTA
Oct. 19	T	3-3*	TAMPA BAY
Oct. 22	T	3-3*	Montreal
Oct. 25	L	3-7	Detroit
Oct. 26	W	5-2	BUFFALO
Oct. 28	W	3-2	WASHINGTON
Oct. 30	W	4-1	Ottawa
Nov. 2	W	5-3	TAMPA BAY
Nov. 6	L	3-4*	Florida
Nov. 8	L	1-4	Tampa Bay
Nov. 9	L	2-3	Carolina
Nov. 14	T	1-1*	Minnesota
Nov. 16	L	2-3	NY ISLANDERS
Nov. 18	L	4-5*	Montreal
Nov. 20	L	2-3*	MONTREAL
Nov. 22	W	3-1	Atlanta
Nov. 23	W	4-1	SAN JOSE
Nov. 27	W	7-2	PHILADELPHIA
Nov. 29	W	4-1	Buffalo
Nov. 30	L	2-3	BOSTON
Dec. 3	L	1-4	WASHINGTON
Dec. 6	L	1-3	New Jersey
Dec. 7	L	3-6	NY ISLANDERS
Dec. 10	L	2-4	Toronto
Dec. 12	L	2-5	San Jose
Dec. 14	L	2-3*	Los Angeles
Dec. 15	L	0-5	Anaheim
Dec. 17	L	2-5	Phoenix
Dec. 19	L	1-3	NEW JERSEY
Dec. 21	W	2-0	CALGARY
Dec. 23	W	5-2	BUFFALO
Dec. 26	W	6-1	NY Rangers
Dec. 28	W	3-2	MONTREAL
Dec. 30	L	2-3*	ATLANTA
Dec. 31	L	2-5	Columbus
Jan. 3	W	4-1	Atlanta
Jan. 4	W	3-2*	NY ISLANDERS
Jan. 7	L	3-6	NY Islanders
Jan. 9	L	2-4	TORONTO
Jan. 11	L	1-3	NY RANGERS

DATE	RESULT	SCORE	OPPONENT
Jan. 13	W	2-1	Boston
Jan. 15	W	2-0	Carolina
Jan. 17	W	3-2	Tampa Bay
Jan. 18	L	0-3	Florida
Jan. 21	T	0-0*	Buffalo
Jan. 23	L	1-4	BOSTON
Jan. 25	W	5-3	CHICAGO
Jan. 28	L	2-5	NY Islanders
Jan. 30	L	1-2	Washington
Feb. 4	L	2-3	VANCOUVER
Feb. 6	L	0-6	FLORIDA
Feb. 8	W	5-2	Boston
Feb. 12	L	0-3	OTTAWA
Feb. 14	L	0-1	NY Rangers
Feb. 15	W	4-1	New Jersey
Feb. 18	W	4-3*	EDMONTON
Feb. 20	L	2-5	COLORADO
Feb. 22	W	2-1*	ST. LOUIS
Feb. 23	L	3-4	NEW JERSEY
Feb. 25	L	3-5	LOS ANGELES
Feb. 27	L	0-6	Nashville
Mar. 1	L	1-4	Colorado
Mar. 2	L	1-3	Dallas
Mar. 4	L	1-4	PHOENIX
Mar. 6	L	0-4	CAROLINA
Mar. 8	L	1-5	OTTAWA
Mar. 9	L	2-4	Ottawa
Mar. 12	T	2-2*	NASHVILLE
Mar. 15	L	1-4	PHILADELPHIA
Mar. 16	L	2-4	FLORIDA
Mar. 18	L	1-5	DETROIT
Mar. 20	L	2-4	Philadelphia
Mar. 21	L	1-3	New Jersey
Mar. 23	T	1-1*	Chicago
Mar. 26	W	3-1	NY Rangers
Mar. 29	L	0-3	Philadelphia
Mar. 31	L	1-6	PHILADELPHIA
Apr. 2	W	3-2	CAROLINA
Apr. 5	L	3-5	Washington

* - Overtime

Home games in all CAPS

27-44-6-5, 5TH, ATLANTIC DIVISION

2003-04

HIGHLIGHTS

- Eddie Olczyk is named head coach of the Penguins on June 11.
- Goaltender Marc-Andre Fleury stops 46 shots in his first game, a 3-0 loss to Los Angeles on Oct. 10. Left wing Ryan Malone becomes the first Pittsburgh born and trained player to play in the NHL.
- Mario Lemieux picks up an assist against the NY Islanders on Oct. 29 to become the sixth player in NHL history to reach the 1,700-point mark. He achieves it in 887 games, second-fastest in league history.
- Marc-Andre Fleury notches his first shutout on Oct. 30. He stopped 20 shots in a 1-0 win over the Chicago Blackhawks.

TRANSACTIONS

- Nov. 30, 2003** - Acquired Sergei Anshakov and Martin Strbak from Los Angeles for Martin Straka.
- Feb. 11, 2004** - Acquired Ric Jackman from Toronto for Drake Berehowsky.
- Mar. 4, 2004** - Claimed Jon Sim off waivers from Los Angeles.
- Mar. 8, 2004** - Acquired Alain Nasreddine from the New York Islanders for Steve Webb.
- Mar. 9, 2004** - Acquired Lasse Pirjeta from Columbus for Brian Holzinger.

GOALTENDERS

GOALIE	W-L-T	GP	MP	GA	SO	GAA
Martin Brochu	0-0-0	1	33	1	0	1.82
J.S. Aubin	7-9-0	22	1067	53	1	2.98
Andy Chiodo	3-4-1	8	486	28	0	3.46
Marc-Andre Fleury	4-14-2	21	1154	70	1	3.64
Sebastien Caron	9-24-5	40	2213	138	1	3.74
TOTALS	23-51-8	82	4984	303	3	3.65

SCORING

PLAYERS	GP	G	A	PTS	PIM
Dick Tarnstrom	80	16	36	52	38
Aleksey Morozov	75	16	34	50	24
Ryan Malone	81	22	21	43	64
Milan Kraft	66	19	21	40	18
Rico Fata	73	16	18	34	54
Konstantin Koltsov	82	9	20	29	30
Tomas Surovy	47	11	12	23	16
Tom Kostopoulos	60	9	13	22	67
Lasse Pirjeta	70	8	14	22	20
Drake Berehowsky	47	5	16	21	50
Brian Holzinger	61	6	15	21	38
Mike Eastwood	82	4	15	19	40
Jon Sim	63	8	10	18	33
Matt Bradley	82	7	9	16	65
Martin Strbak	49	5	11	16	46
Landon Wilson	54	6	4	10	47
Eric Meloche	25	3	7	10	20
Brooks Orpik	79	1	9	10	127
Mario Lemieux	10	1	8	9	6
Marc Bergevin	52	1	8	9	27
Josef Melichar	82	3	5	8	62
Patrick Boileau	16	3	4	7	8
Ramzi Abid	16	3	2	5	27
Dan Focht	52	2	3	5	105
Kelly Buchberger	71	1	3	4	109
Matt Hussey	3	2	1	3	0
Rob Scuderi	13	1	2	3	4
Steve McKenna	49	1	2	3	85
Matt Murley	18	1	1	2	14
Kris Beech	4	0	1	1	6
Martin Brochu	1	0	0	0	0
Reid Simpson	2	0	0	0	17
Steve Webb	5	0	0	0	2
Nolan Baumgartner	5	0	0	0	2
Andy Chiodo	8	0	0	0	2
Marc-Andre Fleury	21	0	0	0	0
Jean-Sebastien Aubin	22	0	0	0	2
Sebastien Caron	40	0	0	0	6

GAMES

DATE	RESULT	SCORE	OPPONENT	DATE	RESULT	SCORE	OPPONENT
Oct. 10	L	0-3	LOS ANGELES	Jan. 12	W	2-1	Philadelphia
Oct. 11	T	3-3*	Philadelphia	Jan. 13	L	1-3	TAMPA BAY
Oct. 16	L	1-4	Montreal	Jan. 16	L	2-4	Minnesota
Oct. 18	W	4-3	DETROIT	Jan. 18	L	3-4	Washington
Oct. 22	T	1-1*	CAROLINA	Jan. 20	L	0-3	NEW JERSEY
Oct. 24	L	1-2	NEW JERSEY	Jan. 22	L	5-6	Ottawa
Oct. 25	L	2-7	NY Islanders	Jan. 24	L	3-5	COLORADO
Oct. 29	T	4-4*	NY ISLANDERS	Jan. 27	L	2-6	TAMPA BAY
Oct. 30	W	1-0	Chicago	Jan. 29	L	1-5	Tampa Bay
Nov. 1	W	3-2*	BOSTON	Jan. 31	L	3-5	PHILADELPHIA
Nov. 4	L	2-4	Toronto	Feb. 1	L	1-4	Boston
Nov. 7	L	3-6	Florida	Feb. 3	L	3-4	MONTREAL
Nov. 8	L	0-9	Tampa Bay	Feb. 10	L	3-6	BOSTON
Nov. 12	L	2-6	NY Rangers	Feb. 12	L	1-5	Florida
Nov. 14	W	2-1*	Buffalo	Feb. 14	OTL	2-3*	St. Louis
Nov. 15	L	2-3	FLORIDA	Feb. 16	L	4-8	TORONTO
Nov. 19	L	2-6	MINNESOTA	Feb. 18	L	3-4	NY Islanders
Nov. 21	L	1-2*	New Jersey	Feb. 20	L	0-2	FLORIDA
Nov. 22	W	2-1*	OTTAWA	Feb. 22	L	3-6	OTTAWA
Nov. 26	T	1-1*	PHILADELPHIA	Feb. 25	W	4-3*	Phoenix
Nov. 28	L	1-4	NY RANGERS	Feb. 27	L	2-4	San Jose
Nov. 29	L	3-4	Carolina	Feb. 29	W	3-2*	NY Islanders
Dec. 1	W	4-3	ATLANTA	Mar. 2	T	3-3*	NY ISLANDERS
Dec. 3	L	2-5	Philadelphia	Mar. 4	L	4-9	NASHVILLE
Dec. 6	L	3-4	Edmonton	Mar. 6	W	2-1	ANAHEIM
Dec. 7	L	1-6	Calgary	Mar. 7	W	7-4	NY RANGERS
Dec. 9	OTL	1-2	Vancouver	Mar. 9	W	4-0	DALLAS
Dec. 12	L	3-6	Atlanta	Mar. 11	W	3-2	Toronto
Dec. 13	W	5-3	COLUMBUS	Mar. 14	T	3-3*	PHILADELPHIA
Dec. 16	W	2-1	BUFFALO	Mar. 16	W	4-1	WASHINGTON
Dec. 18	OTL	1-2*	Carolina	Mar. 17	L	1-6	New Jersey
Dec. 20	L	4-7	ATLANTA	Mar. 19	W	4-3*	CAROLINA
Dec. 22	L	1-4	Montreal	Mar. 21	W	4-3*	NY RANGERS
Dec. 26	T	3-3*	OTTAWA	Mar. 23	W	5-2	NY Rangers
Dec. 27	L	0-2	NEW JERSEY	Mar. 26	L	1-5	Buffalo
Dec. 29	W	1-0	CHICAGO	Mar. 27	T	2-2*	BUFFALO
Dec. 31	L	1-6	NY ISLANDERS	Mar. 30	L	2-4	Washington
Jan. 1	L	2-3	Nashville	Apr. 2	W	3-2	Atlanta
Jan. 3	L	1-4	NY RANGERS	Apr. 4	W	4-3	WASHINGTON
Jan. 5	L	0-5	TORONTO				
Jan. 7	W	4-2	New Jersey				
Jan. 8	L	1-3	Boston				
Jan. 10	L	0-8	MONTREAL				

* - Overtime

Home games in all CAPS

23-47-8-4, 5TH, ATLANTIC DIVISION

2005-06

HIGHLIGHTS

- Penguins win NHL Draft Lottery and select Sidney Crosby first overall in the NHL Entry Draft.
- Mario Lemieux appears in his 900th career game on Oct. 29.
- Sidney Crosby's dramatic goal against the Montreal Canadiens gives the Penguins their first-ever overtime shootout win on Nov. 10.
- Mario Lemieux records a point (assist) in his last NHL game on Dec. 16.
- Sidney Crosby becomes youngest player in NHL history to reach 100 points. He finished with 102, breaking Lemieux's team rookie record (100).

TRANSACTIONS

- July 30, 2005** - Penguins selected Sidney Crosby first overall in NHL Entry Draft.
- Dec. 15, 2005** - Named Michel Therrien head coach.
- Jan. 24, 2006** - Mario Lemieux announced his retirement.
- Mar. 9, 2006** - Acquired Jani Rita and Cory Cross from Edmonton for Dick Tarnstrom.
- Mar. 9, 2006** - Acquired Krystofer Kolanos, Niklas Nordgren and a 2007 second-round pick from Carolina for Mark Recchi.

GOALTENDERS

GOALIE	W-L-T	GP	MP	GA	SO	GAA
Marc-Andre Fleury	13-27-6	50	2,810	152	1	3.25
Sebastien Caron	8-9-5	26	1,313	87	1	3.98
Jocelyn Thibault	1-9-3	16	807	60	0	4.46
Dany Sabourin	0-1-0	1	21	4	0	11.43
TOTALS	25-37-18	80	4800	321	0	4.01

SCORING

PLAYERS	GP	G	A	PTS	PIM
Sidney Crosby	81	39	63	102	110
Sergei Gonchar	75	12	46	58	100
John LeClair	73	22	29	51	61
Ryan Malone	77	22	22	44	63
Ziggy Palffy	42	11	31	42	12
Colby Armstrong	47	16	24	40	58
Ryan Whitney	68	6	32	38	85
Michel Ouellet	50	16	16	32	16
Andy Hilbert	47	12	15	27	38
Tomas Surovy	53	12	13	25	45
Mario Lemieux	26	7	15	22	16
Eric Boguniecki	47	6	10	16	33
Josef Melichar	72	3	12	15	66
Erik Christensen	33	6	7	13	34
Jani Rita	51	6	4	10	10
Konstantin Koltsov	60	3	6	9	20
Brooks Orpik	64	2	7	9	124
Maxime Talbot	48	5	3	8	59
Lasse Pirjeta	25	4	3	7	18
Niklas Nordgren	58	4	2	6	34
Matt Murley	41	1	5	6	24
Noah Welch	5	1	3	4	2
Rob Scuderi	57	0	4	4	36
Andre Roy	42	2	1	3	116
Shane Endicott	41	1	1	2	43
Eric Cairns	50	1	1	2	124
Ryan VandenBussche	20	1	0	1	42
Matt Hussey	13	0	1	1	0
Lyle Odelein	27	0	1	1	50
Guillaume Lefebvre	9	0	0	0	9
Alain Nasreddine	6	0	0	0	8

GAMES

DATE	RESULT	SCORE	OPPONENT	DATE	RESULT	SCORE	OPPONENT
Oct. 5	L	1-5	New Jersey	Jan. 13	L	1-4	Chicago
Oct. 7	SOL	2-3*	Carolina	Jan. 15	L	4-5	Nashville
Oct. 8	OTL	6-7*	BOSTON	Jan. 16	L	2-4	VANCOUVER
Oct. 10	OTL	2-3*	Buffalo	Jan. 19	L	2-4	NY RANGERS
Oct. 14	OTL	5-6*	Philadelphia	Jan. 21	L	1-2	PHILADELPHIA
Oct. 15	L	1-3	TAMPA BAY	Jan. 23	L	2-4	Philadelphia
Oct. 20	L	3-6	NEW JERSEY	Jan. 25	W	8-1	WASHINGTON
Oct. 22	L	3-6	Boston	Jan. 26	SOL	3-4*	NY Islanders
Oct. 25	OTL	3-4*	FLORIDA	Jan. 28	L	1-7	NY Rangers
Oct. 27	W	7-5	ATLANTA	Feb. 1	L	1-3	NY Rangers
Oct. 29	L	3-5	CAROLINA	Feb. 2	L	2-7	OTTAWA
Nov. 1	OTW	4-3*	New Jersey	Feb. 4	SOL	4-5*	NY ISLANDERS
Nov. 3	W	5-1	NY Islanders	Feb. 6	L	2-5	Ottawa
Nov. 5	L	3-6	Boston	Feb. 8	L	1-3	BOSTON
Nov. 7	W	3-2	NY Rangers	Feb. 10	W	4-3	Carolina
Nov. 9	L	0-5	Atlanta	Feb. 11	W	6-3	Washington
Nov. 10	SOW	3-2*	MONTREAL	Mar. 1	L	3-4	OTTAWA
Nov. 12	L	1-6	NY RANGERS	Mar. 4	L	5-7	CAROLINA
Nov. 14	SOL	2-3*	NY ISLANDERS	Mar. 7	SOL	4-5*	TAMPA BAY
Nov. 16	OTW	3-2*	Philadelphia	Mar. 8	L	3-6	Washington
Nov. 19	L	3-6	PHILADELPHIA	Mar. 11	W	6-3	NEW JERSEY
Nov. 22	W	5-4	WASHINGTON	Mar. 12	W	2-0	PHILADELPHIA
Nov. 25	L	3-6	Florida	Mar. 16	L	1-2	New Jersey
Nov. 27	L	1-4	Tampa Bay	Mar. 18	W	5-4	Montreal
Nov. 29	L	2-3	BUFFALO	Mar. 19	L	0-1	TORONTO
Dec. 1	L	1-2	NY Rangers	Mar. 21	L	2-5	Ottawa
Dec. 3	L	2-3	CALGARY	Mar. 24	OTW	4-3*	NY ISLANDERS
Dec. 8	L	0-5	MINNESOTA	Mar. 26	L	5-6	MONTREAL
Dec. 10	L	2-3	COLORADO	Mar. 29	L	3-5	FLORIDA
Dec. 12	L	1-3	Detroit	Mar. 31	W	4-0	NY Islanders
Dec. 13	L	0-3	St. Louis	Apr. 2	OTL	2-3*	NEW JERSEY
Dec. 16	OTL	3-4*	BUFFALO	Apr. 5	L	4-6	New Jersey
Dec. 17	L	3-4	Buffalo	Apr. 7	W	5-1	Florida
Dec. 23	L	4-5	PHILADELPHIA	Apr. 8	L	0-1	Tampa Bay
Dec. 27	OTL	2-3*	TORONTO	Apr. 11	L	3-4	Philadelphia
Dec. 29	W	6-2	NEW JERSEY	Apr. 13	W	5-3	NY RANGERS
Dec. 31	OTW	4-3*	NY RANGERS	Apr. 15	SOL	4-5*	NY Islanders
Jan. 2	OTL	2-3*	Toronto	Apr. 17	W	6-1	NY ISLANDERS
Jan. 3	W	6-4	Montreal	Apr. 18	L	3-5	Toronto
Jan. 6	L	4-6	Atlanta				
Jan. 7	L	3-4	ATLANTA				
Jan. 10	L	1-3	EDMONTON				
Jan. 11	L	1-6	Columbus				

* - Overtime

Home games in all CAPS

22-46-14, 5TH, ATLANTIC DIVISION

2006-07

HIGHLIGHTS

- Penguins select Jordan Staal with the second-overall choice in the NHL Entry Draft.
- Sidney Crosby becomes the youngest player in North American major sports history to win a scoring title after posting 120 points (36+84) at 19 years old.
- The Penguins have a 47-point improvement, which is the fourth-biggest turnaround in NHL history.
- The Penguins reach the playoffs for the first time since 2001.
- Sidney Crosby captures the Hart, Pearson and Art Ross trophies.
- Evgeni Malkin earns Calder Trophy as league's top rookie and leads all rookies with 85 points
- Penguins finish the month of March with a 12-3-2 record for 26 points - the most in one month while playing 17 games.

TRANSACTIONS

- June 24, 2006** - Penguins select Jordan Staal second overall in NHL Entry Draft.
- Feb. 27, 2007** - Acquired forward Gary Roberts from Florida for Noah Welch.
- Feb. 27, 2007** - Acquired Georges Laraque from Phoenix for a 2008 third-round draft pick and Daniel Carcillo.
- Feb. 27, 2007** - Acquired a 2007 third-round choice from Minnesota for Dominic Moore.

GOALTENDERS

GOALIE	W-L-T	GP	MP	GA	SO	GAA
Marc-Andre Fleury	40-16-9	67	3,906	184	5	2.83
Jocelyn Thibault	7-8-2	22	1,102	52	1	2.83
TOTALS	25-37-18	80	4800	321	0	4.01

SCORING

PLAYERS	GP	G	A	PTS	PIM
Sidney Crosby	79	36	84	120	60
Evgeni Malkin	78	33	52	85	80
Mark Recchi	82	24	44	68	62
Sergei Gonchar	82	13	54	67	72
Ryan Whitney	81	14	45	59	77
Michel Ouellet	73	19	29	48	30
Jordan Staal	81	29	13	42	24
Gary Roberts	69	20	22	42	97
Colby Armstrong	80	12	22	34	67
Erik Christensen	61	18	15	33	26
Ryan Malone	64	16	15	31	71
Maxime Talbot	75	13	11	24	53
Georges Laraque	73	5	19	24	70
Jarkko Ruutu	81	7	9	16	125
Nils Ekman	34	6	9	15	24
Josef Melichar	70	1	11	12	44
Rob Scuderi	78	1	10	11	28
Joel Kwiatkowski	42	5	5	10	20
John LeClair	21	2	5	7	12
Ronald Petrovicky	31	3	3	6	28
Brooks Orpik	70	0	6	6	82
Chris Thorburn	39	3	2	5	69
Alain Nasreddine	44	1	4	5	18
Mark Eaton	35	0	3	3	16
Kris Letang	7	2	0	2	4
Micki Dupont	3	0	1	1	4
Eric Cairns	1	0	0	0	5

GAMES

DATE	RESULT	SCORE	OPPONENT	DATE	RESULT	SCORE	OPPONENT
Oct. 5	W	4-0	PHILADELPHIA	Jan. 16	W	5-2	NY ISLANDERS
Oct. 7	L	0-2	DETROIT	Jan. 18	SOL	4-5*	Boston
Oct. 12	W	6-5	NY Rangers	Jan. 20	W	8-2	TORONTO
Oct. 14	L	1-5	CAROLINA	Jan. 26	SOW	4-3*	Dallas
Oct. 18	L	1-2	NEW JERSEY	Jan. 27	W	7-2	Phoenix
Oct. 19	OTW	4-3*	NY Islanders	Jan. 30	W	3-0	FLORIDA
Oct. 21	W	5-3	COLUMBUS	Feb. 1	SOW	5-4*	MONTREAL
Oct. 24	W	4-2	NEW JERSEY	Feb. 3	W	2-0	WASHINGTON
Oct. 28	W	8-2	Philadelphia	Feb. 4	OTL	3-4*	Montreal
Nov. 1	OTW	4-3*	Los Angeles	Feb. 6	W	4-1	NASHVILLE
Nov. 4	L	2-3	San Jose	Feb. 8	SOW	5-4*	Philadelphia
Nov. 6	OTL	2-3*	Anaheim	Feb. 10	OTW	6-5*	Toronto
Nov. 8	OT	3-4*	TAMPA BAY	Feb. 14	SOW	5-4*	CHICAGO
Nov. 10	L	3-6	OTTAWA	Feb. 16	W	5-4	New Jersey
Nov. 11	L	2-6	Carolina	Feb. 18	W	3-2	WASHINGTON
Nov. 13	W	3-2	PHILADELPHIA	Feb. 19	L	5-6	NY Islanders
Nov. 17	L	2-4	Buffalo	Feb. 22	OTW	2-1*	Florida
Nov. 18	W	3-1	NY RANGERS	Feb. 25	L	1-5	Tampa Bay
Nov. 20	W	5-3	Philadelphia	Feb. 27	L	0-1	NEW JERSEY
Nov. 22	SOL	3-4*	BOSTON	Mar. 1	SOW	4-3*	NY Rangers
Nov. 24	L	1-3	NY Islanders	Mar. 2	L	2-3	Carolina
Nov. 25	OTL	1-2*	NY RANGERS	Mar. 4	SOW	4-3*	PHILADELPHIA
Nov. 28	W	3-2	NY ISLANDERS	Mar. 6	SOW	5-4*	OTTAWA
Dec. 1	L	2-5	New Jersey	Mar. 8	SOL	3-4*	NEW JERSEY
Dec. 2	L	3-5	NY ISLANDERS	Mar. 10	OTW	3-2*	NY RANGERS
Dec. 5	L	2-3	FLORIDA	Mar. 13	SOW	5-4*	BUFFALO
Dec. 7	SOL	2-3*	NY Rangers	Mar. 14	W	3-0	New Jersey
Dec. 9	OTW	4-3*	Atlanta	Mar. 16	W	6-3	MONTREAL
Dec. 11	SOW	5-4*	Washington	Mar. 18	SOW	4-3*	OTTAWA
Dec. 13	W	8-4	PHILADELPHIA	Mar. 19	L	1-2	NY Rangers
Dec. 15	W	7-4	NY ISLANDERS	Mar. 22	L	1-3	NY Islanders
Dec. 16	L	3-6	Montreal	Mar. 24	W	2-1	ATLANTA
Dec. 19	L	1-4	ST. LOUIS	Mar. 25	W	5-0	BOSTON
Dec. 21	SOL	3-4*	Atlanta	Mar. 27	W	4-3	Washington
Dec. 26	L	0-3	New Jersey	Mar. 29	W	4-2	Boston
Dec. 27	L	2-4	ATLANTA	Mar. 31	OTL	4-5*	Toronto
Dec. 29	W	4-1	TORONTO	Apr. 3	L	1-4	BUFFALO
Jan. 2	W	3-0	CAROLINA	Apr. 5	W	3-2	Ottawa
Jan. 5	W	4-2	Buffalo	Apr. 7	W	2-1	NY RANGERS
Jan. 7	SOL	2-3*	TAMPA BAY				
Jan. 9	L	2-3	Tampa Bay				
Jan. 10	L	2-5	Florida				
Jan. 13	W	5-3	Philadelphia				

* - Overtime

Home games in all CAPS

47-24-11, 2ND, ATLANTIC DIVISION

2007-08

HIGHLIGHTS

- Sidney Crosby is named team captain on May 31. Crosby became the youngest captain in NHL history at 19 years, nine months, 297 days.
- Sidney Crosby posted a career-best 19-game point streak (11G-19A). Evgeni Malkin records a career-best 15-game point streak, the longest streak in NHL history by a Russian-born player.
- Sidney Crosby's shootout goal gave Pittsburgh a 2-1 win over Buffalo in the NHL Winter Classic in Orchard Park, NY in front of a NHL record 71,217 fans.
- Petr Sykora tallied his 600th NHL point.
- Evgeni Malkin became the 12th player in Penguins history to break the 100-point plateau.
- The Penguins won the Atlantic Division, their first division title since 1997-98 and sixth in club history.
- The Penguins defeated Ottawa (4-0), NY Rangers (4-1) and Philadelphia (4-1) to advance to their third Stanley Cup Final, before falling to Detroit (4-2).
- Sidney Crosby tied for the postseason lead in points with 27 (6G-21A).

TRANSACTIONS

- Feb. 26, 2008** - Obtained Marian Hossa and Pascal Dupuis from Atlanta for Colby Armstrong, Erik Christensen, Angelo Esposito and a first-round draft choice in 2008.
- Feb. 26, 2008** - Obtained Hall Gill from Toronto for a second-round draft choice in 2008 and fifth-round draft choice in 2009.

GOALTENDERS

GOALIE	W-L-T	GP	MP	GA	SO	GAA
Marc-Andre Fleury	19-10-2	35	1857	72	4	2.33
Ty Conklin	18-8-5	33	1866	78	2	2.51
Dany Sabourin	10-9-1	24	1242	57	2	2.75
TOTALS	47-27-8	82	4965	207	8	2.50

SCORING

PLAYERS	GP	G	A	PTS	PIM
Evgeni Malkin	82	47	59	106	78
Sidney Crosby	53	24	48	72	39
Marian Hossa	72	29	37	66	36
Sergei Gonchar	78	12	53	65	66
Petr Sykora	81	28	35	63	41
Ryan Malone	77	27	24	51	103
Ryan Whitney	76	12	28	40	45
Jordan Staal	82	12	16	28	55
Pascal Dupuis	78	12	15	27	32
Maxime Talbot	63	12	14	26	53
Hal Gill	81	3	21	24	68
Tyler Kennedy	55	10	9	19	35
Kris Letang	63	6	11	17	23
Jarkko Ruutu	71	6	10	16	138
Gary Roberts	38	3	12	15	40
Georges Laraque	71	4	9	13	141
Darryl Sydor	74	1	12	13	26
Jeff Taffe	45	5	7	12	8
Kris Beech	25	6	5	11	4
Brooks Orpik	78	1	10	11	57
Adam Hall	46	2	4	6	24
Rob Scuderi	71	0	5	5	26
Mark Eaton	36	0	3	3	4
Chris Minard	15	1	1	2	10
Alex Goligoski	3	0	2	2	2
Connor James	13	1	0	1	2
Ryan Stone	6	0	1	1	5
Nathan Smith	13	0	0	0	2
Tim Brent	1	0	0	0	0
Jonathan Filewich	5	0	0	0	0
Alain Nasreddine	6	0	0	0	4

GAMES

DATE	RESULT	SCORE	OPPONENT	DATE	RESULT	SCORE	OPPONENT
Oct. 5	L	1-4	Carolina	Jan. 12	SOL	2-3*	Atlanta
Oct. 6	W	5-4	ANAHEIM	Jan. 14	W	4-1	NY RANGERS
Oct. 10	L	2-3	MONTREAL	Jan. 18	L	0-3	TAMPA BAY
Oct. 13	W	6-4	Toronto	Jan. 19	W	2-0	Montreal
Oct. 17	L	4-5	NEW JERSEY	Jan. 21	SOL	5-6*	WASHINGTON
Oct. 19	SOW	4-3*	CAROLINA	Jan. 24	L	3-4	Philadelphia
Oct. 20	W	2-1	Washington	Jan. 29	W	4-2	New Jersey
Oct. 23	W	1-0	NY RANGERS	Jan. 30	L	1-4	Atlanta
Oct. 25	L	2-5	TORONTO	Feb. 2	W	4-1	CAROLINA
Oct. 27	SOL	3-4*	MONTREAL	Feb. 4	OTL	3-4*	New Jersey
Oct. 30	W	4-2	Minnesota	Feb. 7	W	4-3	NY ISLANDERS
Nov. 1	L	2-3	Colorado	Feb. 9	W	4-2	LOS ANGELES
Nov. 3	L	2-3	NY Islanders	Feb. 10	W	4-3	PHILADELPHIA
Nov. 5	W	5-0	New Jersey	Feb. 13	L	1-2	BOSTON
Nov. 7	L	1-3	PHILADELPHIA	Feb. 14	L	2-4	Carolina
Nov. 8	L	2-4	NY Rangers	Feb. 17	W	4-1	Buffalo
Nov. 10	L	2-5	Philadelphia	Feb. 19	W	3-2	FLORIDA
Nov. 12	L	2-3	NEW JERSEY	Feb. 21	W	5-4	Montreal
Nov. 15	W	3-2	NY ISLANDERS	Feb. 23	OTL	3-4*	OTTAWA
Nov. 17	OTL	3-4*	NY RANGERS	Feb. 24	SOL	1-2*	SAN JOSE
Nov. 21	L	1-2	NEW JERSEY	Feb. 26	W	4-2	NY Islanders
Nov. 22	SOW	6-5*	Ottawa	Feb. 28	L	1-5	Boston
Nov. 24	W	5-0	ATLANTA	Mar. 1	L	4-5	Ottawa
Nov. 30	W	4-1	DALLAS	Mar. 2	SOW	3-2*	ATLANTA
Dec. 1	L	2-4	Toronto	Mar. 4	W	2-0	Tampa Bay
Dec. 3	W	3-1	PHOENIX	Mar. 6	L	2-5	Florida
Dec. 5	W	4-2	Edmonton	Mar. 9	W	4-2	Washington
Dec. 6	SOW	3-2*	Calgary	Mar. 12	W	7-3	BUFFALO
Dec. 8	SOW	2-1*	Vancouver	Mar. 16	W	7-1	PHILADELPHIA
Dec. 11	L	2-8	Philadelphia	Mar. 18	L	2-5	NY Rangers
Dec. 13	L	1-4	OTTAWA	Mar. 20	W	4-2	TAMPA BAY
Dec. 15	W	3-2	NY Islanders	Mar. 22	W	7-1	NEW JERSEY
Dec. 18	L	0-4	NY Rangers	Mar. 24	L	1-4	NY Islanders
Dec. 20	SOW	5-4*	Boston	Mar. 25	W	2-0	New Jersey
Dec. 21	L	2-4	NY ISLANDERS	Mar. 27	W	3-1	NY ISLANDERS
Dec. 23	W	4-2	BOSTON	Mar. 30	W	3-1	NY RANGERS
Dec. 27	OTW	4-3*	WASHINGTON	Mar. 31	OTL	1-2*	NY Rangers
Dec. 29	W	2-0	BUFFALO	Apr. 2	W	4-2	PHILADELPHIA
Jan. 1	SOW	2-1*	Buffalo	Apr. 6	L	0-2	Philadelphia
Jan. 3	W	6-2	TORONTO				
Jan. 5	W	3-0	FLORIDA				
Jan. 8	W	3-1	Florida				
Jan. 10	W	4-1	Tampa Bay				

* - Overtime

Home games in all CAPS

47-27-8, 1ST, ATLANTIC DIVISION

2008-09

HIGHLIGHTS

- The Penguins defeat Philadelphia (4-2), Washington (4-3), Carolina (4-0) and Detroit (4-3) to win their third Stanley Cup in franchise history.
- Penguins clinch all four playoff series with wins on the road.
- Dan Bylsma, named head coach on Feb. 15, 2009, joined Al MacNeil (Montreal, 1971) as the only rookie head coach hired mid-season to win the Stanley Cup, and just the fourth rookie coach to do so.
- Penguins go 18-3-4 in final 25 games of regular season after Bylsma took over, and climbed from 10th place in the Eastern Conference standings to fourth.
- Evgeni Malkin becomes the fifth player (since 1968 expansion) to win the NHL regular-season and postseason scoring title, and first since Mario Lemieux (1992). Malkin joins Wayne Gretzky, Lemieux, Guy Lafleur and Phil Housely.
- Sidney Crosby becomes the youngest captain (21) in NHL history to lead his team to a Stanley Cup title.
- Malkin becomes the third-youngest Conn Smythe winner (22 years, 10 months) as playoff MVP.

TRANSACTIONS

- Oct. 9, 2008** - Obtained Mike Zigomanis from Phoenix for future considerations.
- Nov. 16, 2008** - Obtained Philippe Boucher from Dallas for Darryl Sydor.
- Jan. 17, 2009** - Obtained Mathieu Garon from Edmonton for Dany Sabourin, Ryan Stone and a 2011 fourth-round draft pick.
- Feb. 15, 2009** - Dan Bylsma named interim head coach.
- Feb. 26, 2009** - Obtained Chris Kunitz and Eric Tangradi from Anaheim for Ryan Whitney.
- March 4, 2009** - Claimed Craig Adams off waivers from Chicago.
- March 4, 2009** - Obtained Bill Guerin from NY Islanders for a 2009 conditional third-round draft pick.

GOALTENDERS

GOALIE	W-L-T	GP	MP	GA	SO	GAA
Marc-Andre Fleury	35-18-7	62	3640	162	4	2.67
Mathieu Garon	2-1-0	4	205	10	0	2.91
Dany Sabourin	6-8-2	19	989	47	0	2.85
John Curry	2-1-0	3	149	6	0	2.40
TOTALS	45-28-7	82	4983	225	4	2.71

SCORING

PLAYERS	GP	G	A	PTS	PIM
Evgeni Malkin	82	35	78	113	80
Sidney Crosby	77	33	70	103	76
Chris Kunitz	82	23	30	53	71
Jordan Staal	82	22	27	49	37
Bill Guerin	78	21	27	48	81
Petr Sykora	76	25	21	46	36
Ruslan Fedotenko	65	16	23	39	44
Miroslav Satan	65	17	19	36	36
Tyler Kennedy	67	15	20	35	30
Kris Letang	74	10	23	33	24
Matt Cooke	76	13	18	31	101
Pascal Dupuis	71	12	16	28	30
Maxime Talbot	75	12	10	22	63
Alex Goligoski	45	6	14	20	16
Sergei Gonchar	25	6	13	19	73
Brooks Orpik	79	2	17	19	73
Rob Scuderi	81	1	15	16	18
Hal Gill	62	2	8	10	53
Philippe Boucher	41	3	6	9	39
Mark Eaton	68	4	5	9	39
Craig Adams	45	2	5	7	22
Mike Zigomanis	22	2	4	6	27
Eric Godard	71	2	2	4	171
Chris Minard	20	1	2	3	2
Bill Thomas	16	2	1	3	2
Dustin Jeffrey	14	1	2	3	0
Jeff Taffe	8	0	2	2	7
Tim Wallace	16	0	2	2	7
Paul Bissonnette	15	0	1	1	22
Luca Caputi	5	1	0	1	4
Connor James	1	0	0	0	0
Ryan Stone	2	0	0	0	2
Janne Pesonen	7	0	0	0	0
Ben Lovejoy	2	0	0	0	0

GAMES

DATE	RESULT	SCORE	OPPONENT	DATE	RESULT	SCORE	OPPONENT
Oct. 4	OTW	4-3*	Ottawa+	Jan. 13	W	4-2	Philadelphia
Oct. 5	L	1-3	OTTAWA+	Jan. 14	L	3-6	WASHINGTON
Oct. 11	OTL	1-2*	NEW JERSEY	Jan. 16	W	3-1	ANAHEIM
Oct. 14	OTW	3-2*	PHILADELPHIA	Jan. 18	W	3-0	NY RANGERS
Oct. 16	L	3-4	WASHINGTON	Jan. 20	L	1-2	CAROLINA
Oct. 18	W	4-1	TORONTO	Jan. 28	W	6-2	NY RANGERS
Oct. 20	SOW	2-1*	Boston	Jan. 30	OTL	3-4*	New Jersey
Oct. 23	W	4-1	CAROLINA	Jan. 31	L	4-5	Toronto
Oct. 25	SOL	2-3*	NY Rangers	Feb. 3	L	2-4	Montreal
Oct. 28	L	1-2	San Jose	Feb. 4	OTW	4-3*	TAMPA BAY
Oct. 30	L	1-4	Phoenix	Feb. 6	W	4-1	COLUMBUS
Nov. 1	W	6-3	St. Louis	Feb. 8	L	0-3	DETROIT
Nov. 6	W	5-4	EDMONTON	Feb. 11	SOW	2-1*	SAN JOSE
Nov. 8	SOW	4-3*	NY Islanders	Feb. 14	L	2-6	Toronto
Nov. 11	OTW	7-6*	Detroit	Feb. 16	SOL	2-3*	NY Islanders
Nov. 13	SOW	5-4*	PHILADELPHIA	Feb. 19	W	5-4	MONTREAL
Nov. 15	W	5-2	BUFFALO	Feb. 21	W	5-4	Philadelphia
Nov. 18	SOL	1-2*	MINNESOTA	Feb. 22	L	2-5	Washington
Nov. 20	W	3-2	Atlanta	Feb. 25	W	1-0	NY ISLANDERS
Nov. 22	L	1-3	VANCOUVER	Feb. 27	OTW	5-4*	Chicago
Nov. 26	W	5-3	NY Islanders	Mar. 1	W	4-1	Dallas
Nov. 28	L	3-4	Buffalo	Mar. 3	W	3-1	Tampa Bay
Nov. 29	W	4-1	NEW JERSEY	Mar. 5	W	4-1	Florida
Dec. 3	SOL	2-3*	NY Rangers	Mar. 8	SOW	4-3*	Washington
Dec. 4	W	5-2	Carolina	Mar. 10	SOW	4-3*	FLORIDA
Dec. 6	L	2-3	Ottawa	Mar. 12	SOL	3-4*	Columbus
Dec. 8	L	3-4	BUFFALO	Mar. 14	SOL	3-4*	OTTAWA
Dec. 10	L	1-4	New Jersey	Mar. 15	W	6-4	BOSTON
Dec. 11	W	9-2	NY ISLANDERS	Mar. 17	W	6-2	ATLANTA
Dec. 13	L	3-6	Philadelphia	Mar. 20	W	4-1	LOS ANGELES
Dec. 18	W	6-3	Atlanta	Mar. 22	L	1-3	PHILADELPHIA
Dec. 20	L	3-7	TORONTO	Mar. 25	W	2-0	CALGARY
Dec. 22	OTW	4-3*	Buffalo	Mar. 28	W	4-3	NY RANGERS
Dec. 23	L	0-2	TAMPA BAY	Apr. 1	W	6-1	NEW JERSEY
Dec. 26	W	1-0	New Jersey	Apr. 4	OTL	2-3*	Carolina
Dec. 27	L	2-3	MONTREAL	Apr. 5	L	2-4	Florida
Dec. 30	L	2-5	BOSTON	Apr. 7	W	6-4	Tampa Bay
Jan. 1	L	2-4	Boston	Apr. 9	W	6-1	NY ISLANDERS
Jan. 3	L	1-6	FLORIDA	Apr. 11	W	3-1	Montreal
Jan. 5	L	0-4	NY Rangers				
Jan. 6	W	3-1	ATLANTA				
Jan. 8	L	3-5	Nashville				
Jan. 10	L	3-5	Colorado				

* - Overtime

+ - Game played in Stockholm, Sweden
Home games in all CAPS

45-28-9, 2ND, ATLANTIC DIVISION

2009-10

HIGHLIGHTS

- Dan Bylsma becomes eighth-fastest coach to reach 50 career wins, accomplishing the feat in 78 games.
- Penguins tie the NHL record for wins in the month of October (11) with an 11-2 start to the season.
- Penguins tie the franchise record with seven straight road victories (Oct. 3 to Nov. 3).
- Sidney Crosby wins the NHL's "Rocket" Richard Trophy (tied with Tampa Bay's Steven Stamkos) as the goal-scoring champion with 51 goals. Crosby also wins the Mark Messier Leadership Award.
- Five Penguins participate in the 2010 Winter Olympics in Vancouver with three winning medals. Sidney Crosby and Marc-Andre Fleury win gold for Canada and Brooks Orpik win silver for the United States, while Evgeni Malkin and Sergei Gonchar play for Russia.
- Penguins play the final season at Mellon Arena, the building that housed the team since its inception in 1967.

TRANSACTIONS

- March 1, 2010** - Obtained Jordan Leopold from Florida for a 2010 second-round draft pick.
- March 2, 2010** - Obtained Alexei Ponikarovsky and a 2010 sixth-round draft pick from Toronto for Luca Caputi and Martin Skoula.

GOALTENDERS

GOALIE	W-L-T	GP	MP	GA	SO	GAA
Marc-Andre Fleury	37-21-6	67	3798	168	1	2.65
Brent Johnson	10-6-1	23	1108	51	0	2.76
Alex Pechurskiy	0-0-0	1	36	1	0	1.67
John Curry	0-1-0	1	24	5	0	12.50
TOTALS	47-28-7	92	4966	225	1	2.72

SCORING

PLAYERS	GP	G	A	PTS	PIM
Sidney Crosby	81	51	58	109	71
Evgeni Malkin	67	28	49	77	100
Alexei Ponikarovsky	77	21	29	50	61
Sergei Gonchar	62	11	39	50	49
Jordan Staal	82	21	28	49	57
Bill Guerin	78	21	24	45	75
Pascal Dupuis	81	18	20	38	16
Alex Goligoski	69	8	29	37	22
Chris Kunitz	50	13	19	32	39
Matt Cooke	79	15	15	30	106
Ruslan Fedotenko	80	11	19	30	50
Kris Letang	73	3	24	27	51
Jordan Leopold	81	11	15	26	28
Tyler Kennedy	64	13	12	25	31
Brooks Orpik	73	2	23	25	64
Mike Rupp	81	13	6	19	120
Mark Eaton	79	3	13	16	26
Jay McKee	62	1	9	10	54
Craig Adams	82	0	10	10	72
Martin Skoula	33	3	5	8	6
Maxime Talbot	45	2	5	7	30
Chris Conner	8	2	1	3	0
Eric Godard	45	1	2	3	76
Chris Bourque	20	0	3	3	10
Ben Lovejoy	12	0	3	3	2
Nick Johnson	6	1	1	2	2
Luca Caputi	4	1	1	2	2
Deryk Engelland	9	0	2	2	17
Mark Letestu	10	1	0	1	2
Eric Tangradi	1	0	0	0	0
Tim Wallace	1	0	0	0	0
Nathan Guenin	2	0	0	0	0
Dustin Jeffrey	1	0	0	0	0

GAMES

DATE	RESULT	SCORE	OPPONENT	DATE	RESULT	SCORE	OPPONENT
Oct. 2	W	3-2	NY RANGERS	Jan. 5	W	5-2	ATLANTA
Oct. 3	SOW	4-3*	NY Islanders	Jan. 7	L	4-7	PHILADELPHIA
Oct. 7	L	0-3	PHOENIX	Jan. 9	W	4-1	Toronto
Oct. 8	W	5-4	Philadelphia	Jan. 11	L	3-4	Minnesota
Oct. 10	W	5-2	Toronto	Jan. 13	W	3-1	Calgary
Oct. 12	W	4-1	Ottawa	Jan. 14	W	3-2	Edmonton
Oct. 14	SOW	3-2*	Carolina	Jan. 16	L	2-6	Vancouver
Oct. 17	W	4-1	TAMPA BAY	Jan. 19	W	6-4	NY ISLANDERS
Oct. 20	W	5-1	ST. LOUIS	Jan. 21	L	3-6	WASHINGTON
Oct. 23	SOW	3-2*	FLORIDA	Jan. 24	W	2-1	Philadelphia
Oct. 24	L	1-4	NEW JERSEY	Jan. 25	W	4-2	NY Rangers
Oct. 28	W	6-1	MONTREAL	Jan. 28	L	1-4	OTTAWA
Oct. 30	SOW	4-3*	Columbus	Jan. 31	SOW	2-1*	DETROIT
Oct. 31	L	1-2	MINNESOTA	Feb. 1	W	5-4	BUFFALO
Nov. 3	W	4-3	Anaheim	Feb. 6	L	3-5	Montreal
Nov. 5	L	2-5	Los Angeles	Feb. 7	OTL	4-5*	Washington
Nov. 7	L	0-5	San Jose	Feb. 10	W	3-1	NY ISLANDERS
Nov. 10	L	0-3	Boston	Feb. 12	OTL	2-3*	NY RANGERS
Nov. 12	L	1-4	NEW JERSEY	Feb. 14	SOL	3-4*	NASHVILLE
Nov. 14	OTW	6-5*	BOSTON	Mar. 2	W	3-2	BUFFALO
Nov. 16	W	5-2	ANAHEIM	Mar. 4	OTW	5-4*	NY Rangers
Nov. 19	L	2-6	Ottawa	Mar. 6	W	6-3	DALLAS
Nov. 21	W	3-2	Atlanta	Mar. 7	W	2-1	BOSTON
Nov. 23	OTW	3-2*	Florida	Mar. 11	OTL	3-4*	Carolina
Nov. 25	W	3-1	MONTREAL	Mar. 12	L	1-3	New Jersey
Nov. 27	L	2-3	NY Islanders	Mar. 14	W	2-1	Tampa Bay
Nov. 28	W	8-3	NY RANGERS	Mar. 17	L	2-5	New Jersey
Nov. 30	W	5-2	NY Rangers	Mar. 18	W	3-0	Boston
Dec. 3	W	4-1	COLORADO	Mar. 20	OTL	2-3*	CAROLINA
Dec. 5	OTL	1-2*	CHICAGO	Mar. 22	L	1-3	Detroit
Dec. 7	L	2-3	CAROLINA	Mar. 24	SOL	3-4*	Washington
Dec. 10	W	3-2	Montreal	Mar. 27	W	4-1	PHILADELPHIA
Dec. 12	OTW	3-2*	FLORIDA	Mar. 28	SOW	5-4*	TORONTO
Dec. 15	W	6-1	PHILADELPHIA	Mar. 31	L	0-2	TAMPA BAY
Dec. 17	SOW	3-2*	Philadelphia	Apr. 3	OTW	4-3*	ATLANTA
Dec. 19	SOW	2-1*	Buffalo	Apr. 6	L	3-6	WASHINGTON
Dec. 21	L	0-4	NEW JERSEY	Apr. 8	W	7-3	NY ISLANDERS
Dec. 23	W	8-2	OTTAWA	Apr. 10	L	0-1	Atlanta
Dec. 27	L	3-4	TORONTO	Apr. 11	OTW	6-5*	NY Islanders
Dec. 29	L	3-4	Buffalo				
Dec. 30	L	0-2	New Jersey				
Jan. 2	L	1-3	Tampa Bay				
Jan. 3	L	2-6	Florida				

* - Overtime

*Home games in all CAPS

47-28-7, 2ND, ATLANTIC DIVISION

2010-11

HIGHLIGHTS

- Dan Bylsma becomes the first head coach in team history to win the Jack Adams Award as the NHL's "Most Outstanding Coach."
- Penguins record a NHL season-high 12-game winning streak from Nov. 17-Dec. 11. The streak was the second-longest in team history and the eighth-longest (tied) in NHL history.
- Penguins tie the franchise record with seven straight road victories (Nov. 6-Dec. 11).
- Sidney Crosby records a 25-game point streak from Nov. 5-Dec. 28, the longest in the NHL since 1992-93 (Mats Sundin) and the 11th-longest in NHL history. Crosby notches 50 points (26G-24A) during the streak.
- Pittsburgh finishes the regular season with the NHL's top penalty killing unit at 86.1 percent - the first time the Penguins ever finished the season ranked No. 1 overall.
- Penguins host the Washington Capitals in the 2011 Bridgestone NHL Winter Classic at Heinz Field on Jan. 1.

TRANSACTIONS

Feb. 21, 2011 - Obtained James Neal and Matt Niskanen from the Dallas Stars for Alex Goligoski.

Feb. 24, 2011 - Obtained Alex Kovalev from the Ottawa Senators for a 2011 seventh-round draft pick.

GOALTENDERS

GOALIE	W-L-T	GP	MP	GA	SO	GAA
Marc-Andre Fleury	36-20-5	65	3695	143	3	2.32
Brent Johnson	13-5-3	23	1297	47	1	2.17
Team					1	
TOTALS	49-25-8	82	4992	199	5	2.39

SCORING

PLAYERS	GP	G	A	PTS	PIM
Sidney Crosby	41	32	34	66	31
Kris Letang	82	8	42	50	101
Chris Kunitz	66	23	25	48	47
James Neal	79	22	23	45	66
Tyler Kennedy	80	21	24	45	37
Pascal Dupuis	81	17	20	37	59
Evgeni Malkin	43	15	22	37	18
Alex Kovalev	74	16	18	34	44
Alex Goligoski	60	9	22	31	28
Matt Cooke	67	12	18	30	129
Jordan Staal	42	11	19	30	24
Mark Letestu	64	14	13	27	13
Paul Martin	77	3	21	24	16
Maxime Talbot	82	8	13	21	66
Zbynek Michalek	73	5	14	19	30
Mike Rupp	81	9	8	17	124
Ben Lovejoy	47	3	14	17	48
Chris Conner	60	7	9	16	10
Craig Adams	80	4	11	15	76
Brooks Orpik	63	1	12	13	66
Dustin Jeffrey	25	7	5	12	4
Arron Asham	44	5	6	11	46
Deryk Engelland	63	3	7	10	123
Matt Niskanen	63	1	9	10	50
Mike Comrie	21	1	5	6	18
Brett Sterling	7	3	2	5	16
Nick Johnson	4	1	2	3	5
Eric Tangradi	15	1	2	3	10
Eric Godard	19	0	3	3	105
Joe Vitale	9	1	1	2	13
Andrew Hutchinson	5	0	1	1	6
Corey Potter	1	0	0	0	0
Brian Strait	3	0	0	0	0
Tim Wallace	7	0	0	0	5
Ryan Craig	6	0	0	0	22

GAMES

DATE	RESULT	SCORE	OPPONENT	DATE	RESULT	SCORE	OPPONENT
Oct. 7	L	2-3	PHILADELPHIA	Jan. 10	L	2-4	BOSTON
Oct. 9	L	2-3	MONTREAL	Jan. 12	W	5-2	Montreal
Oct. 11	W	3-1	New Jersey	Jan. 15	W	3-2	Boston
Oct. 13	L	3-4	TORONTO	Jan. 18	W	4-1	DETROIT
Oct. 15	OTW	3-2*	NY ISLANDERS	Jan. 20	L	0-2	New Jersey
Oct. 16	W	5-1	Philadelphia	Jan. 22	W	3-2	CAROLINA
Oct. 18	W	5-2	OTTAWA	Jan. 25	W	1-0	NY ISLANDERS
Oct. 21	OTW	4-3*	Nashville	Feb. 1	SOW	4-3*	NY Rangers
Oct. 23	OTL	0-1*	St. Louis	Feb. 2	W	3-0	NY ISLANDERS
Oct. 27	L	3-5	Tampa Bay	Feb. 4	W	3-2	BUFFALO
Oct. 29	L	2-3	PHILADELPHIA	Feb. 6	L	0-3	Washington
Oct. 30	W	3-0	Carolina	Feb. 8	L	1-4	COLUMBUS
Nov. 3	L	2-5	Dallas	Feb. 10	OTW	2-1*	LOS ANGELES
Nov. 5	L	2-3	Anaheim	Feb. 11	L	3-9	NY Islanders
Nov. 6	SOW	4-3*	Phoenix	Feb. 13	L	3-5	NY Rangers
Nov. 10	L	4-7	BOSTON	Feb. 16	OTW	3-2*	Colorado
Nov. 12	W	5-1	TAMPA BAY	Feb. 20	SOL	2-3*	Chicago
Nov. 13	W	4-2	Atlanta	Feb. 21	L	0-1	WASHINGTON
Nov. 15	OTL	2-3*	NY RANGERS	Feb. 23	OTL	2-3*	SAN JOSE
Nov. 17	W	3-1	VANCOUVER	Feb. 25	L	1-4	Carolina
Nov. 19	SOW	5-4*	CAROLINA	Feb. 26	SOW	6-5*	Toronto
Nov. 22	W	3-2	Florida	Mar. 2	OTL	2-3*	Toronto
Nov. 24	W	1-0	Buffalo	Mar. 4	OTL	1-2*	New Jersey
Nov. 26	W	2-1	OTTAWA	Mar. 5	OTW	3-2*	Boston
Nov. 27	W	4-1	CALGARY	Mar. 8	W	3-1	BUFFALO
Nov. 29	W	3-1	NY Rangers	Mar. 12	L	0-3	MONTREAL
Dec. 2	W	3-2	ATLANTA	Mar. 13	W	5-1	EDMONTON
Dec. 4	W	7-2	Columbus	Mar. 15	W	5-1	Ottawa
Dec. 6	W	2-1	NEW JERSEY	Mar. 20	L	2-5	NY RANGERS
Dec. 8	W	5-2	TORONTO	Mar. 21	SOW	5-4*	Detroit
Dec. 11	W	5-2	Buffalo	Mar. 24	SOW	2-1*	Philadelphia
Dec. 14	L	2-3	Philadelphia	Mar. 25	SOW	1-0*	NEW JERSEY
Dec. 15	L	1-4	NY RANGERS	Mar. 27	SOW	2-1*	FLORIDA
Dec. 20	W	6-1	PHOENIX	Mar. 29	L	2-5	PHILADELPHIA
Dec. 22	W	5-2	FLORIDA	Mar. 31	L	1-2	Tampa Bay
Dec. 23	SOW	3-2*	Washington	Apr. 2	W	4-2	Florida
Dec. 26	L	1-3	Ottawa	Apr. 5	W	4-2	NEW JERSEY
Dec. 28	W	6-3	ATLANTA	Apr. 8	SOW	4-3*	NY Islanders
Dec. 29	SOL	1-2*	NY Islanders	Apr. 10	W	5-2	Atlanta
Jan. 1	L	1-3	WASHINGTON				
Jan. 5	W	8-1	TAMPA BAY				
Jan. 6	SOL*	1-2	Montreal				
Jan. 8	L	0-4	MINNESOTA				

* - Overtime

*Home games in all CAPS

49-25-7, 2ND, ATLANTIC DIVISION



Our message couldn't be clearer.

As the Official Health Care Provider of the Pittsburgh Penguins®, we are proud to support the team and treat the players who give us so much to cheer about. Good luck this season.

A Founding Partner of the Pittsburgh Penguins® in CONSOL Energy Center



Affiliated with the University of Pittsburgh School of Medicine, UPMC is ranked among the nation's best hospitals by U.S. News & World Report.


PLAYOFF HISTORY



THREE TIME STANLEY CUP CHAMPIONS



Mario Lemieux celebrates the Penguins' first Stanley Cup in 1991.



The Penguins repeat as NHL champions in 1992.



Pittsburgh claimed its third Stanley Cup title in franchise history in 2009.

PLAYOFF GAME-BY-GAME RESULTS

1968 Did Not Qualify For Playoffs

1969 Did Not Qualify For Playoffs

1970 Quarterfinals vs. Oakland (PIT won series, 4-0)

Apr. 8	Oakland	1	at Pittsburgh	2	W
Apr. 9	Oakland	1	at Pittsburgh	3	W
Apr. 11	Pittsburgh	5	at Oakland	2	W
Apr. 12	Pittsburgh	3	at Oakland	2 (OT)	W

Semifinals vs. St. Louis (STL won series, 4-2)

Apr. 19	Pittsburgh	1	at St. Louis	3	L
Apr. 21	Pittsburgh	1	at St. Louis	4	L
Apr. 23	St. Louis	2	at Pittsburgh	3	W
Apr. 26	St. Louis	1	at Pittsburgh	2	W
Apr. 28	Pittsburgh	0	at St. Louis	5	L
Apr. 30	St. Louis	4	at Pittsburgh	3	L

1971 Did Not Qualify For Playoffs

1972 Quarterfinals vs. Chicago (CHI won series, 4-0)

Apr. 5	Pittsburgh	1	at Chicago	3	L
Apr. 6	Pittsburgh	2	at Chicago	3	L
Apr. 8	Chicago	2	at Pittsburgh	0	L
Apr. 9	Chicago	6	at Pittsburgh	5 (OT)	L

1973 Did Not Qualify For Playoffs

1974 Did Not Qualify For Playoffs

1975 Preliminary Round vs. St. Louis (PIT won series, 2-0)

Apr. 8	St. Louis	3	at Pittsburgh	4	W
Apr. 10	Pittsburgh	5	at St. Louis	3	W

Quarterfinals vs. NY Islanders (NYI won series, 4-3)

Apr. 13	NY Islanders	4	at Pittsburgh	5	W
Apr. 15	NY Islanders	1	at Pittsburgh	3	W
Apr. 17	Pittsburgh	6	at NY Islanders	4	W
Apr. 20	Pittsburgh	1	at NY Islanders	3	L
Apr. 22	NY Islanders	4	at Pittsburgh	2	L
Apr. 24	Pittsburgh	1	at NY Islanders	4	L
Apr. 26	NY Islanders	1	at Pittsburgh	0	L

1976 Preliminary Round vs. Toronto (TOR won series, 2-1)

Apr. 6	Pittsburgh	1	at Toronto	4	L
Apr. 8	Toronto	0	at Pittsburgh	2	W
Apr. 10	Pittsburgh	0	at Toronto	4	L

1977 Preliminary Round vs. Toronto (TOR won series, 2-1)

Apr. 5	Toronto	4	at Pittsburgh	2	L
Apr. 7	Pittsburgh	6	at Toronto	4	W
Apr. 9	Toronto	5	at Pittsburgh	2	L

1978 Did Not Qualify For Playoffs

1979 Preliminary Round vs. Buffalo (PIT won series, 2-1)

Apr. 10	Pittsburgh	4	at Buffalo	3	W
Apr. 12	Buffalo	3	at Pittsburgh	1	L
Apr. 14	Pittsburgh	4	at Buffalo	3 (OT)	W

Quarterfinals vs. Boston (BOS won series, 4-0)

Apr. 16	Pittsburgh	2	at Boston	6	L
Apr. 18	Pittsburgh	3	at Boston	4	L
Apr. 21	Boston	2	at Pittsburgh	1	L
Apr. 22	Boston	4	at Pittsburgh	1	L

1980 Preliminary Round vs. Boston (BOS won series, 3-2)

Apr. 8	Pittsburgh	4	at Boston	2	W
Apr. 10	Pittsburgh	1	at Boston	4	L
Apr. 12	Boston	1	at Pittsburgh	4	W
Apr. 13	Boston	8	at Pittsburgh	3	L
Apr. 14	Pittsburgh	2	at Boston	6	L

1981 Preliminary Round vs. St. Louis (STL won series, 3-2)

Apr. 8	Pittsburgh	2	at St. Louis	4	L
Apr. 9	Pittsburgh	6	at St. Louis	4	W
Apr. 11	St. Louis	5	at Pittsburgh	4	L
Apr. 12	St. Louis	3	at Pittsburgh	6	W
Apr. 14	Pittsburgh	3	at St. Louis	4 (2OT)	L

1982 Preliminary Round vs. NY Islanders (NYI won series, 3-2)

Apr. 7	Pittsburgh	1	at NY Islanders	8	L
Apr. 8	Pittsburgh	2	at NY Islanders	7	L
Apr. 10	NY Islanders	1	at Pittsburgh	2 (OT)	W
Apr. 11	NY Islanders	2	at Pittsburgh	5	W
Apr. 13	Pittsburgh	3	at NY Islanders	4 (OT)	L

1983 Did Not Qualify For Playoffs

1984 Did Not Qualify For Playoffs

1985 Did Not Qualify For Playoffs

1986 Did Not Qualify For Playoffs

1987 Did Not Qualify For Playoffs

1988 Did Not Qualify For Playoffs

1989 Patrick Division Semifinals vs. NY Rangers (PIT won series, 4-0)

Apr. 5	NY Rangers	1	at Pittsburgh	3	W
Apr. 6	NY Rangers	4	at Pittsburgh	7	W
Apr. 8	Pittsburgh	5	at NY Rangers	3	W
Apr. 9	Pittsburgh	4	at NY Rangers	3	W

Patrick Division Finals vs. Philadelphia (PHI won series, 4-3)

Apr. 17	Philadelphia	3	at Pittsburgh	4	W
Apr. 19	Philadelphia	4	at Pittsburgh	2	L
Apr. 21	Pittsburgh	4	at Philadelphia	3 (OT)	W
Apr. 23	Pittsburgh	1	at Philadelphia	4	L
Apr. 25	Philadelphia	7	at Pittsburgh	10	W
Apr. 27	Pittsburgh	2	at Philadelphia	6	L
Apr. 29	Philadelphia	4	at Pittsburgh	1	L

1990 Did Not Qualify For Playoffs

1991 Patrick Division Semifinals vs. New Jersey
(PIT won series, 4-3)

Apr. 3	New Jersey	3	at Pittsburgh	1	L
Apr. 5	New Jersey	4	at Pittsburgh	5 (OT)	W
Apr. 7	Pittsburgh	4	at New Jersey	3	W
Apr. 9	Pittsburgh	1	at New Jersey	4	L
Apr. 11	New Jersey	4	at Pittsburgh	2	L
Apr. 13	Pittsburgh	4	at New Jersey	3	W
Apr. 15	New Jersey	0	at Pittsburgh	4	W

Patrick Division Finals vs. Washington
(PIT won series, 4-1)

Apr. 17	Washington	4	at Pittsburgh	2	L
Apr. 19	Washington	6	at Pittsburgh	7 (OT)	W
Apr. 21	Pittsburgh	3	at Washington	1	W
Apr. 23	Pittsburgh	3	at Washington	1	W
Apr. 25	Washington	1	at Pittsburgh	4	W

Prince of Wales Conference Finals vs. Boston
(PIT won series, 4-2)

May 1	Pittsburgh	3	at Boston	6	L
May 3	Pittsburgh	4	at Boston	5 (OT)	L
May 5	Boston	1	at Pittsburgh	4	W
May 7	Boston	1	at Pittsburgh	4	W
May 9	Pittsburgh	7	at Boston	2	W
May 11	Boston	3	at Pittsburgh	5	W

Stanley Cup Final vs. Minnesota
(PIT won series, 4-2)

May 15	Minnesota	5	at Pittsburgh	4	L
May 17	Minnesota	1	at Pittsburgh	4	W
May 19	Pittsburgh	1	at Minnesota	3	L
May 21	Pittsburgh	5	at Minnesota	3	W
May 23	Minnesota	4	at Pittsburgh	6	W
May 25	Pittsburgh	8	at Minnesota	0	W

1992 Patrick Division Semifinals vs. Washington
(PIT won series, 4-3)

Apr. 19	Pittsburgh	1	at Washington	3	L
Apr. 21	Pittsburgh	2	at Washington	6	L
Apr. 23	Washington	4	at Pittsburgh	6	W
Apr. 25	Washington	7	at Pittsburgh	2	L
Apr. 27	Pittsburgh	5	at Washington	2	W
Apr. 29	Washington	4	at Pittsburgh	6	W
May 1	Pittsburgh	3	at Washington	1	W

Patrick Division Finals vs. NY Rangers
(PIT won series, 4-2)

May 3	Pittsburgh	4	at NY Rangers	2	W
May 5	Pittsburgh	2	at NY Rangers	4	L
May 7	NY Rangers	6	at Pittsburgh	5 (OT)	L
May 9	NY Rangers	4	at Pittsburgh	5 (OT)	W
May 11	Pittsburgh	3	at NY Rangers	2	W
May 13	NY Rangers	1	at Pittsburgh	5	W

Prince of Wales Conference Finals vs. Boston
(PIT won series, 4-0)

May 17	Boston	3	at Pittsburgh	4 (OT)	W
May 19	Boston	2	at Pittsburgh	5	W
May 21	Pittsburgh	5	at Boston	1	W
May 23	Pittsburgh	5	at Boston	1	W

Stanley Cup Final vs. Chicago
(PIT won series, 4-0)

May 26	Chicago	4	at Pittsburgh	5	W
May 28	Chicago	1	at Pittsburgh	3	W
May 30	Pittsburgh	1	at Chicago	0	W
June 1	Pittsburgh	6	at Chicago	5	W

1993 Patrick Division Semifinals vs. New Jersey
(PIT won series, 4-1)

Apr. 18	New Jersey	3	at Pittsburgh	6	W
Apr. 20	New Jersey	0	at Pittsburgh	7	W
Apr. 22	Pittsburgh	4	at New Jersey	3	W
Apr. 25	Pittsburgh	1	at New Jersey	4	L
Apr. 26	New Jersey	3	at Pittsburgh	5	W

Patrick Division Finals vs. NY Islanders
(NYI won series, 4-3)

May 2	NY Islanders	3	at Pittsburgh	2	L
May 4	NY Islanders	0	at Pittsburgh	3	W
May 6	Pittsburgh	3	at NY Islanders	1	W
May 8	Pittsburgh	5	at NY Islanders	6	L
May 10	NY Islanders	3	at Pittsburgh	6	W
May 12	Pittsburgh	5	at NY Islanders	7	L
May 14	NY Islanders	4	at Pittsburgh	3 (OT)	L

1994 Eastern Conference Quarterfinals vs. Washington
(WSH won series, 4-2)

Apr. 17	Washington	5	at Pittsburgh	3	L
Apr. 19	Washington	1	at Pittsburgh	2	W
Apr. 21	Pittsburgh	0	at Washington	2	L
Apr. 23	Pittsburgh	1	at Washington	4	L
Apr. 25	Washington	2	at Pittsburgh	3	W
Apr. 27	Pittsburgh	3	at Washington	6	L

1995 Eastern Conference Quarterfinals vs. Washington
(PIT won series, 4-3)

May 6	Washington	5	at Pittsburgh	4	L
May 8	Washington	3	at Pittsburgh	5	W
May 10	Pittsburgh	2	at Washington	6	L
May 12	Pittsburgh	2	at Washington	6	L
May 14	Washington	5	at Pittsburgh	6 (OT)	W
May 16	Pittsburgh	7	at Washington	1	W
May 18	Washington	0	at Pittsburgh	3	W

Eastern Conference Semifinals vs. New Jersey
(NJ won series, 4-1)

May 20	New Jersey	2	at Pittsburgh	3	W
May 22	New Jersey	4	at Pittsburgh	2	L
May 24	Pittsburgh	1	at New Jersey	5	L
May 26	Pittsburgh	1	at New Jersey	2 (OT)	L
May 28	New Jersey	4	at Pittsburgh	1	L

1996 Eastern Conference Quarterfinals vs. Washington
(PIT won series, 4-2)

Apr. 17	Washington	6	at Pittsburgh	4	L
Apr. 19	Washington	5	at Pittsburgh	3	L
Apr. 22	Pittsburgh	4	at Washington	1	W
Apr. 24	Pittsburgh	3	at Washington	2 (4OT)	W
Apr. 26	Washington	1	at Pittsburgh	4	W
Apr. 28	Pittsburgh	3	at Washington	2	W

Eastern Conference Semifinals vs. NY Rangers
(PIT won series, 4-1)

May 3	NY Rangers	3	at Pittsburgh	4	W
May 5	NY Rangers	6	at Pittsburgh	3	L
May 7	Pittsburgh	3	at NY Rangers	2	W
May 9	Pittsburgh	4	at NY Rangers	1	W
May 11	NY Rangers	3	at Pittsburgh	7	W

Eastern Conference Finals vs. Florida
(FLA won series, 4-3)

May 18	Florida	5	at Pittsburgh	1	L
May 20	Florida	2	at Pittsburgh	3	W
May 24	Pittsburgh	2	at Florida	5	L
May 26	Pittsburgh	2	at Florida	1	W
May 28	Florida	0	at Pittsburgh	3	W
May 30	Pittsburgh	3	at Florida	4	L
June 1	Florida	3	at Pittsburgh	1	L

1997 Eastern Conference Quarterfinals vs. Philadelphia
(PHI won series, 4-1)

Apr. 17	Pittsburgh	1	at Philadelphia	5	L
Apr. 19	Pittsburgh	2	at Philadelphia	3	L
Apr. 21	Philadelphia	5	at Pittsburgh	3	L
Apr. 23	Philadelphia	1	at Pittsburgh	4	W
Apr. 26	Pittsburgh	3	at Philadelphia	6	L

1998 Eastern Conference Quarterfinals vs. Montreal
(MTL won series, 4-2)

Apr. 23	Montreal	3	at Pittsburgh	2 (OT)	L
Apr. 25	Montreal	1	at Pittsburgh	4	W
Apr. 27	Pittsburgh	1	at Montreal	3	L
Apr. 29	Pittsburgh	6	at Montreal	3	W
May 1	Montreal	5	at Pittsburgh	2	L
May 3	Pittsburgh	0	at Montreal	3	L

1999 Eastern Conference Quarterfinals vs. New Jersey
(PIT won series, 4-3)

Apr. 22	Pittsburgh	1	at New Jersey	3	L
Apr. 24	Pittsburgh	4	at New Jersey	1	W
Apr. 25	New Jersey	2	at Pittsburgh	4	W
Apr. 27	New Jersey	4	at Pittsburgh	2	L
Apr. 30	Pittsburgh	3	at New Jersey	4	L
May 2	New Jersey	2	at Pittsburgh	3 (OT)	W
May 4	Pittsburgh	4	at New Jersey	2	W

Eastern Conference Semifinals vs. Toronto
(TOR won series, 4-2)

May 7	Pittsburgh	2	at Toronto	0	W
May 9	Pittsburgh	2	at Toronto	4	L
May 11	Toronto	3	at Pittsburgh	4	W
May 13	Toronto	3	at Pittsburgh	2 (OT)	L
May 15	Pittsburgh	1	at Toronto	4	L
May 17	Toronto	4	at Pittsburgh	3 (OT)	L

2000 Eastern Conference Quarterfinals vs. Washington
(PIT won series, 4-1)

Apr. 13	Pittsburgh	7	at Washington	0	W
Apr. 15	Washington	1	at Pittsburgh	2 (OT)	W
Apr. 17	Washington	3	at Pittsburgh	4	W
Apr. 19	Pittsburgh	2	at Washington	3	L
Apr. 21	Pittsburgh	2	at Washington	1	W

Eastern Conference Semifinals vs. Philadelphia
(PHI won series, 4-2)

Apr. 27	Pittsburgh	2	at Philadelphia	0	W
Apr. 29	Pittsburgh	4	at Philadelphia	1	W
May 2	Philadelphia	4	at Pittsburgh	3 (OT)	L
May 4	Philadelphia	2	at Pittsburgh	1 (SOT)	L
May 7	Pittsburgh	3	at Philadelphia	6	L
May 9	Philadelphia	2	at Pittsburgh	1	L

2001 Eastern Conference Quarterfinals vs. Washington
(PIT won series, 4-2)

Apr. 12	Pittsburgh	0	at Washington	1	L
Apr. 14	Pittsburgh	2	at Washington	1	W
Apr. 16	Washington	0	at Pittsburgh	3	W
Apr. 18	Washington	4	at Pittsburgh	3 (OT)	L
Apr. 21	Pittsburgh	2	at Washington	1	W
Apr. 23	Washington	3	at Pittsburgh	4 (OT)	W

Eastern Conference Semifinals vs. Buffalo
(PIT won series, 4-3)

Apr. 26	Pittsburgh	3	at Buffalo	0	W
Apr. 28	Pittsburgh	3	at Buffalo	1	W
Apr. 30	Buffalo	4	at Pittsburgh	1	L
May 2	Buffalo	5	at Pittsburgh	2	L
May 5	Pittsburgh	2	at Buffalo	3 (OT)	L
May 8	Buffalo	2	at Pittsburgh	3 (OT)	W
May 10	Pittsburgh	3	at Buffalo	2 (OT)	W

Eastern Conference Finals vs. New Jersey
(NJ won series, 4-1)

May 12	Pittsburgh	1	at New Jersey	3	L
May 15	Pittsburgh	4	at New Jersey	2	W
May 17	New Jersey	3	at Pittsburgh	0	L
May 19	New Jersey	5	at Pittsburgh	0	L
May 22	Pittsburgh	2	at New Jersey	4	L

2002 Did Not Qualify For Playoffs
2003 Did Not Qualify For Playoffs
2004 Did Not Qualify For Playoffs
2005 No Season
2006 Did Not Qualify For Playoffs
2007 Eastern Conference Quarterfinals vs. Ottawa
(OTT won series, 4-1)

Apr. 11	Pittsburgh	3	at Ottawa	6	L
Apr. 14	Pittsburgh	4	at Ottawa	3	W
Apr. 15	Ottawa	4	at Pittsburgh	2	L
Apr. 17	Ottawa	2	at Pittsburgh	1	L
Apr. 19	Pittsburgh	0	at Ottawa	3	L

2008 Eastern Conference Quarterfinals vs. Ottawa
(PIT won series, 4-0)

Apr. 9	Ottawa	0	at Pittsburgh	4	W
Apr. 11	Ottawa	3	at Pittsburgh	5	W
Apr. 14	Pittsburgh	4	at Ottawa	1	W
Apr. 16	Pittsburgh	3	at Ottawa	1	W

Eastern Conference Semifinals vs. NY Rangers
(PIT won series, 4-1)

Apr. 25	NY Rangers	4	at Pittsburgh	5	W
Apr. 27	NY Rangers	0	at Pittsburgh	2	W
Apr. 29	Pittsburgh	5	at NY Rangers	3	W
May 1	Pittsburgh	0	at NY Rangers	3	L
May 4	NY Rangers	2	at Pittsburgh	3 (OT)	W

Eastern Conference Finals vs. Philadelphia
(PIT won series, 4-1)

May 9	Philadelphia	2	at Pittsburgh	4	W
May 11	Philadelphia	2	at Pittsburgh	4	W
May 13	Pittsburgh	4	at Philadelphia	1	W
May 15	Pittsburgh	2	at Philadelphia	4	L
May 18	Philadelphia	0	at Pittsburgh	6	W

Stanley Cup Final vs. Detroit
(DET won series, 4-2)

May 24	Pittsburgh	0	at Detroit	4	L
May 26	Pittsburgh	0	at Detroit	3	L
May 28	Detroit	2	at Pittsburgh	3	W
May 31	Detroit	2	at Pittsburgh	1	L
June 2	Pittsburgh	4	at Detroit	3 (3OT)	W
June 4	Detroit	3	at Pittsburgh	2	L

2009 Eastern Conference Quarterfinals vs. Philadelphia
(PIT won series, 4-2)

Apr. 15	Philadelphia	1	at Pittsburgh	4	W
Apr. 17	Philadelphia	2	at Pittsburgh	3 (OT)	W
Apr. 19	Pittsburgh	3	at Philadelphia	6	L
Apr. 21	Pittsburgh	3	at Philadelphia	1	W
Apr. 23	Philadelphia	3	at Pittsburgh	0	L
Apr. 25	Pittsburgh	5	at Philadelphia	3	W

Eastern Conference Semifinals vs. Washington
(PIT won series, 4-3)

May 2	Pittsburgh	2	at Washington	3	L
May 4	Pittsburgh	3	at Washington	4	L
May 6	Washington	2	at Pittsburgh	3 (OT)	W
May 8	Washington	3	at Pittsburgh	5	W
May 9	Pittsburgh	4	at Washington	3 (OT)	W
May 11	Washington	5	at Pittsburgh	4 (OT)	L
May 13	Pittsburgh	6	at Washington	2	W

Eastern Conference Finals vs. Carolina
(PIT won series, 4-0)

May 18	Carolina	2	at Pittsburgh	3	W
May 21	Carolina	4	at Pittsburgh	7	W
May 23	Pittsburgh	6	at Carolina	2	W
May 26	Pittsburgh	4	at Carolina	1	W

Stanley Cup Final vs. Detroit
(PIT won series, 4-3)

May 30	Pittsburgh	1	at Detroit	3	L
May 31	Pittsburgh	1	at Detroit	3	L
June 2	Detroit	2	at Pittsburgh	4	W
June 4	Detroit	2	at Pittsburgh	4	W
June 6	Pittsburgh	0	at Detroit	5	L
June 9	Detroit	1	at Pittsburgh	2	W
June 12	Pittsburgh	2	at Detroit	1	W

2010 Eastern Conference Quarterfinals vs. Ottawa
(PIT won series, 4-2)

Apr. 14	Ottawa	5	at Pittsburgh	4	L
Apr. 16	Ottawa	1	at Pittsburgh	2	W
Apr. 18	Pittsburgh	4	at Ottawa	2	W
Apr. 20	Pittsburgh	7	at Ottawa	4	W
Apr. 22	Ottawa	4	at Pittsburgh	3 (3OT)	L
Apr. 24	Pittsburgh	4	at Ottawa	3 (OT)	W

Eastern Conference Semifinals vs. Montreal
(MTL won series, 4-3)

Apr. 30	Montreal	3	at Pittsburgh	6	W
May 2	Montreal	3	at Pittsburgh	1	L
May 4	Pittsburgh	2	at Montreal	0	W
May 6	Pittsburgh	2	at Montreal	3	L
May 8	Montreal	1	at Pittsburgh	2	W
May 10	Pittsburgh	3	at Montreal	4	L
May 12	Montreal	5	at Pittsburgh	2	L

2011 Eastern Conference Quarterfinals vs. Tampa Bay
(TB won series, 4-3)

Apr. 13	Tampa Bay	0	at Pittsburgh	3	W
Apr. 15	Tampa Bay	5	at Pittsburgh	1	L
Apr. 18	Pittsburgh	3	at Tampa Bay	2	W
Apr. 20	Pittsburgh	3	at Tampa Bay	2 (2OT)	W
Apr. 23	Tampa Bay	8	at Pittsburgh	2	L
Apr. 25	Pittsburgh	2	at Tampa Bay	4	L
Apr. 27	Tampa Bay	1	at Pittsburgh	0	L

PLAYOFF RECORDS

ALL-TIME AGAINST OPPONENTS

OPPONENT	SERIES	W	L	GP	W	L	GF	GA	LAST	SERIES
Washington	8	7	1	49	30	19	164	143	2009	CSF - Won 4-3
New Jersey	5	3	2	29	14	15	80	86	2001	CF - Lost 4-1
Philadelphia	5	2	3	29	14	15	89	91	2009	CQF - Won 4-2
NY Rangers	4	4	0	20	16	4	79	57	2008	CSF - Won 4-1
Boston	4	2	2	19	10	9	67	62	1992	CF - Won 4-0
Ottawa	3	2	1	15	9	6	50	42	2010	CQF - Won 4-2
St. Louis	3	1	2	13	6	7	40	45	1981	PR - Lost 3-2
NY Islanders	3	0	3	19	8	11	58	67	1993	DF - Lost 4-3
Toronto	3	0	3	12	4	8	27	39	1999	CSF - Lost 4-2
Buffalo	2	2	0	10	6	4	26	26	2001	CSF - Won 4-3
Chicago	2	1	1	8	4	4	23	24	1992	F - Won 4-0
Detroit	2	1	1	13	6	7	24	34	2009	F - Won 4-3
Montreal	2	0	2	13	5	8	33	37	2010	CSF - Lost 4-3
Minnesota	1	1	0	6	4	2	28	16	1991	F - Won 4-2
Oakland	1	1	0	4	4	0	13	6	1970	QF - Won 4-0
Florida	1	0	1	7	3	4	15	20	1996	CF - Lost 4-3
Carolina	1	1	0	4	4	0	20	9	2009	CF - Won 4-0
Tampa Bay	1	0	1	7	3	4	14	22	2011	CQF - Lost 4-3
TOTAL	51	28	23	277	150	127	850	826		

COACHES' PLAYOFF RECORDS

COACHES	SERIES	W-L	GAMES	W-L
Dan Bylsma	7	5-2	44	26-18
Scott Bowman	6	5-1	33	23-10
Eddie Johnston	8	3-5	46	22-24
Bob Johnson	4	4-0	24	16-8
Michel Therrien	5	3-2	25	15-10
Ivan Hlinka	3	2-1	18	9-9
Kevin Constantine	3	1-2	19	8-11
Gene Ubriaco	2	1-1	11	7-4
Herb Brooks	2	1-1	11	6-5
Red Kelly	3	1-2	14	6-8
Marc Boliveau	2	1-1	9	5-4
Johnny Wilson	3	1-2	12	4-8
Ken Schinkel	2	0-2	6	2-4
Craig Patrick	1	0-1	5	1-4
TOTAL	51	28-23	277	150-127

RECORDS BY SERIES

SERIES	PLAYED	W-L
Record in Stanley Cup Final	4	3-1
Record in Semifinals/Conference Finals	7	4-3
Record in Quarterfinals/Division Finals	15	7-8
Record in Preliminary Round/Division Semifinals/ Conference Quarterfinals	24	14-10
Record in Two-Game Series	1	1-0
Record in Three-Game Series	3	1-2
Record in Four-Game Series	8	6-2
Record in Five-Game Series	13	7-6
Record in Six-Game Series	13	7-6
Record in Seven-Game Series	13	7-6

RECORDS BY GAME

	OVERALL	HOME	ROAD
Game One	24-27	17-11	7-16
Game Two	31-20	22-7	9-13
Game Three	32-18	12-10	20-8
Game Four	22-24	8-13	14-13
Game Five	20-19	13-7	7-12
Game Six	13-13	7-5	7-7
Game Seven	7-6	2-6	5-0
TOTAL	150-127	81-58	69-69

MISCELLANEOUS PLAYOFF RECORDS

Years in the Playoffs	24	
Most Consecutive Years	11	1991 to 2001
Most Consecutive Wins	14	5/9/92 to 4/22/93#
Most Consecutive Home Wins	9	5/9/92 to 4/26/93
		4/9/08 to 5/2/08
Most Consecutive Road Wins	6	5/11/92 to 4/22/93
#NHL Record		

ALL-TIME PLAYOFF RECORDS

GAMES PLAYED		ASSISTS		WINS	
1. Jagr	140	1. Lemieux	96	1. Barrasso	56
2. Lemieux	107	2. Jagr	82	2. FLEURY	41
3. Stevens	103	3. Francis	68	3. Wregget	13
4. Barrasso	101	4. Stevens	60	4. Hedberg	9
5. Francis	97	5. Murphy	57	5. Tugnut	6
POINTS		SHORTHANDED GOALS		GOALS-AGAINST AVG.	
1. Lemieux	172	1. Lemieux	7	1. Tugnut	1.77
2. Jagr	147	2. Jagr	2	2. Binkley	2.09
3. Stevens	106	Errey	2	3. Hedberg	2.30
4. Francis	100	Olczyk	2	4. FLEURY	2.52
5. CROSBY	82			5. Inness	2.67
GOALS		GAME-WINNING GOALS		SHUTOUTS	
1. Lemieux	76	1. Jagr	14	1. Barrasso	6
2. Jagr	65	2. Lemieux	11	2. FLEURY	5
3. Stevens	46	3. Stevens	9	3. Hedberg	2
4. Francis	32	Francis	9	Tugnut	2
5. CROSBY	30			5. Wregget	1
				Pietrangelo	1
				Plasse	1

ALL-TIME GOALTENDERS' PLAYOFF RECORDS

PLAYER	GP	MP	GF	GA	ENG	SO	SAVES	GAA	W-L
Jean-Sebastien Aubin	1	1	0	0	0	0	0	0.00	0-0
Jocelyn Thibault	1	8	2	0	0	0	1	0.00	0-0
Mathieu Garon	1	24	0	0	0	0	8	0.00	0-0
Wendell Young	1	39	1	1	0	0	10	1.54	0-0
Ron Tugnut	11	746	29	22	0	2	376	1.77	6-5
Brent Johnson	2	65	4	5	0	0	17	4.61	0-0
Les Binkley	7	428	18	15	0	0	183	2.10	5-2
Johan Hedberg	18	1123	38	43	1	2	439	2.30	9-9
Marc-Andre Fleury	69	4189	202	176	4	5	1953	2.52	41-28
Gary Inness	9	540	27	24	3	0	273	2.67	5-4
Michel Plasse	3	180	3	8	0	1	85	2.67	1-2
Ken Wregget	26	1597	82	78	5	1	816	2.86	13-12
Tom Barrasso	101	5918	334	287	12	6	2523	2.91	56-42
Peter Skudra	1	20	2	1	0	0	10	3.00	0-0
Frank Pietrangelo	5	288	19	15	1	1	133	3.13	4-1
Al Smith	3	180	5	10	0	0	79	3.33	1-2
Denis Herron	10	601	26	35	3	0	298	3.49	3-7
Jim Rutherford	4	240	8	14	0	0	131	3.50	0-4
Greg Millen	10	625	35	40	1	0	297	3.84	4-6
Michel Dion	5	310	13	22	0	0	164	4.26	2-3

PLAYER RECORDS

CAREER

Games Played	140	Jaromir Jagr
Goals	76	Mario Lemieux
Assists	96	Mario Lemieux
Points	172	Mario Lemieux
Penalty Minutes	170	Kevin Stevens
Power Play Goals	29	Mario Lemieux
Games Played, Goalie	101	Tom Barrasso
Wins	56	Tom Barrasso
Goals-Against Average	1.77	Ron Tugnutt
Minutes Played	5,918	Tom Barrasso

PERIOD

Goals	4	4/25/89 vs. Philadelphia	Mario Lemieux*
Assists	3	5/8/95 vs. Washington	Ron Francis
		4/19/91 vs. Washington	Paul Coffey
		4/25/89 vs. Philadelphia	Mario Lemieux
Points	4	4/23/92 vs. Washington	Lemieux (2+2)*
		4/25/89 vs. Philadelphia	Lemieux (4+0)*
Shots	7	4/16/08 at Ottawa	Marian Hossa
		4/11/91 vs. New Jersey	Larry Murphy
Penalties	6	4/13/80 at Boston	Kim Clackson
PIMs	26	4/13/80 at Boston	Kim Clackson
Saves	27	4/21/97 vs. Philadelphia	Ken Wregget

*NHL record

SERIES

Goals	9	1989 vs. Philadelphia	Mario Lemieux
Assists	11	1995 vs. Washington	Ron Francis
Points	17	1992 vs. Washington	Mario Lemieux
PIMs	43	1989 vs. NY Rangers	Randy Hillier
		1970 vs. St. Louis	Tracy Pratt

YEAR

Goals	17	1991	Kevin Stevens
Assists	28	1991	Mario Lemieux
Points	44	1991	Mario Lemieux
Penalty Minutes	66	1989	Phil Bourque
Power-Play Goals	8	1992	Mario Lemieux
Game-Winning Goals	5	1992	Mario Lemieux
Shots	104	2009	Evgeni Malkin
Goals, Defenseman	5	2010	Kris Letang
		1991	Larry Murphy
Assists, Defenseman	18	1991	Larry Murphy
Points, Defenseman	23	1991	Larry Murphy
Saves	686	2009	Marc-Andre Fleury

GAME

Goals	5	4/25/89 vs. Philadelphia	Mario Lemieux
Assists	4	Eight Times - Last Time	
		4/11/08 vs. Ottawa	Sidney Crosby
Points	8	4/25/89 vs. Philadelphia	Lemieux (5+3)*
Shots	12	4/24/96 at Washington	Jaromir Jagr
		4/29/92 vs. Washington	Kevin Stevens
Penalties	8	4/13/80 at Boston	Kim Clackson
PIMs	32	4/19/70 at St. Louis	Tracy Pratt
Saves	70	5/4/00 vs. Philadelphia	Ron Tugnutt

*NHL record

STREAKS

Goals	7 games	4/26/96-5/11/96	Mario Lemieux (10)
		5/3/91-5/17/91	Mario Lemieux (8)
Assists	10 games	4/19/91-5/11/91	Mario Lemieux (16)
Points	15 games	4/13/91-5/17/91	Mario Lemieux (11+18)

OVERTIME GAMES

DATE	PLAYER	TIME	OPPONENT	GAME #	RESULT	SCORE
4/20/11	James Neal	23:38	at Tampa Bay	Game 4	W	3-2
4/24/10	Pascal Dupuis	9:56	at Ottawa	Game 6	W	4-3
4/22/10	Matt Carkner	47:06	vs. Ottawa	Game 5	L	3-4
5/11/09	David Steckel	6:22	vs. Washington	Game 6	L	4-5
5/9/09	Evgeni Malkin	3:28	at Washington	Game 5	W	4-3
5/6/09	Kris Letang	11:23	vs. Washington	Game 3	W	3-2
4/17/09	Bill Guerin	18:29	vs. Philadelphia	Game 2	W	3-2
6/2/08	Petr Sykora	49:57	at Detroit	Game 5	W	4-3
5/4/08	Marian Hossa	7:10	vs. NY Rangers	Game 5	W	3-2
5/10/01	Darius Kasparaitis	13:01	at Buffalo	Game 7	W	3-2
5/8/01	Martin Straka	11:29	vs. Buffalo	Game 6	W	3-2
5/5/01	Stu Barnes	8:34	at Buffalo	Game 5	L	2-3
4/23/01	Martin Straka	13:04	vs. Washington	Game 6	W	4-3
4/18/01	Jeff Halpern	4:01	vs. Washington	Game 4	L	3-4
5/4/00	Keith Primeau	92:01	vs. Philadelphia	Game 4	L	1-2
5/2/00	Andy Delmore	11:01	vs. Philadelphia	Game 3	L	3-4
4/15/00	Jaromir Jagr	5:49	vs. Washington	Game 2	W	2-1
5/17/99	Garry Valk	1:58	vs. Toronto	Game 6	L	3-4
5/13/99	Sergei Berezin	2:18	vs. Toronto	Game 4	L	2-3
5/2/99	Jaromir Jagr	8:59	vs. New Jersey	Game 6	W	3-2
4/23/98	Benoit Brunet	18:43	vs. Montreal	Game 1	L	2-3
4/24/96	Petr Nedved	79:15	at Washington	Game 4	W	3-2
5/26/95	Neil Broten	18:36	at New Jersey	Game 4	L	1-2
5/14/95	Luc Robitaille	4:30	vs. Washington	Game 5	W	6-5
5/14/93	David Volek	5:16	vs. NY Islanders	Game 7	L	3-4
5/17/92	Jaromir Jagr	9:44	vs. Boston	Game 1	W	4-3
5/9/92	Ron Francis	2:47	vs. NY Rangers	Game 4	W	5-4
5/7/92	Kris King	1:29	vs. NY Rangers	Game 3	L	5-6
5/3/91	Vladimir Ruzicka	8:14	at Boston	Game 2	L	4-5
4/19/91	Kevin Stevens	8:10	vs. Washington	Game 2	W	7-6
4/5/91	Jaromir Jagr	8:52	vs. New Jersey	Game 2	W	5-4
4/21/89	Phil Bourque	12:08	at Philadelphia	Game 3	W	4-3
4/13/82	John Tonelli	6:10	at NY Islanders	Game 5	L	3-4
4/10/82	Rick Kehoe	4:14	vs. NY Islanders	Game 3	W	2-1
4/14/81	Mike Crombeen	25:16	at St. Louis	Game 5	L	3-4
4/14/79	George Ferguson	0:47	at Buffalo	Game 3	W	4-3
4/9/72	Pit Martin	0:12	vs. Chicago	Game 4	L	5-6
4/12/70	Michel Briere	8:28	at Oakland	Game 4	W	3-2

OVERALL OVERTIME RECORD: 22-16

HOME OVERTIME RECORD: 13-11

ROAD OVERTIME RECORD: 9-5

PLAYOFF SCORING

PLAYER	GP	G	A	PTS	PIMS
1. Mario Lemieux	107	76	96	172	87
2. Jaromir Jagr	140	65	82	147	121
3. Kevin Stevens	103	46	60	106	170
4. Ron Francis	97	32	68	100	67
5. SIDNEY CROSBY	62	30	52	82	36
6. EVGENI MALKIN	62	29	44	73	89
7. Larry Murphy	74	15	57	72	73
8. Martin Straka	65	19	27	46	30
9. Sergei Gonchar	60	7	37	44	26
10. Mark Recchi	29	10	28	38	33
11. Rick Tocchet	32	15	22	37	68
12. Maxime Talbot	66	14	19	33	87
13. Joe Mullen	62	16	15	31	20
14. ALEX KOVALEV	46	12	18	30	50
15. JORDAN STAAL	67	17	10	27	32
16. KRIS LETANG	59	9	17	26	54
17. CHRIS KUNITZ	43	6	20	26	33
18. Marian Hossa	20	12	14	26	12
19. Paul Coffey	23	4	22	26	37
20. Phil Bourque	56	13	12	25	107
21. Bill Guerin	35	11	13	24	17
22. Jan Hrdina	40	10	14	24	22
23. Petr Nedved	23	11	12	23	28
24. Troy Loney	66	8	14	22	97
25. Rick Kehoe	37	4	17	21	2
26. Rob Brown	41	9	10	19	34
27. Robert Lang	45	7	12	19	6
28. Jean Pronovost	29	9	9	18	12
29. Shawn McEachern	48	6	11	17	24
30. TYLER KENNEDY	65	7	9	16	21
31. PASCAL DUPUIS	56	5	11	16	32
32. Ryan Malone	25	6	10	16	25
33. Ulf Samuelsson	66	4	12	16	123
34. George Ferguson	22	4	11	15	13
35. Sergei Zubov	18	1	14	15	26
36. Rod Schutt	22	8	6	14	26
37. R. Fedotenko	32	7	7	14	8
38. Bryan Trottier	46	7	7	14	57
39. Randy Carlyle	22	6	8	14	41
40. Ron Schock	29	2	12	14	23
41. MATT COOKE	37	5	8	13	44
42. Bob Errey	49	9	4	13	51
43. Ron Stackhouse	32	5	8	13	38
44. Jiri Sleg	29	3	10	13	33
45. Tomas Sandstrom	36	7	5	12	50
46. Paul Stanton	44	2	10	12	66
47. BROOKS ORPIK	69	0	11	11	74

PLAYER	GP	G	A	PTS	PIMS
48. Luc Robitaille	12	7	4	11	26
49. Gregg Sheppard	17	4	7	11	2
50. John Cullen	20	3	8	11	36
51. Jock Callander	22	3	8	11	12
52. Pierre Larouche	15	2	9	11	2
53. Lowell MacDonald	15	6	4	10	8
54. Petr Sykora	27	6	4	10	16
55. Janne Laukkanen	29	4	6	10	24
56. Mark Eaton	42	4	6	10	14
57. Andrew Ference	18	3	7	10	16
58. Alex Goligoski	15	2	8	10	2
59. J.J. Daigneault	17	1	9	10	36
60. CRAIG ADAMS	44	6	3	9	33
61. Dan Quinn	11	6	3	9	10
62. Bob Kelly	15	6	3	9	23
63. Bryan Smolinski	18	5	4	9	10
64. Aleksey Morozov	39	4	5	9	8
65. Kip Miller	13	2	7	9	19
66. Dave Roche	16	2	7	9	51
67. Colin Campbell	19	2	7	9	51
68. Zarley Zalapski	11	1	8	9	13
69. Michel Briere	10	5	3	8	17
70. Mike Bullard	9	4	4	8	4
71. Gary Roberts	16	4	4	8	34
72. Syl Apps	19	4	4	8	23
73. Kevin Hatcher	24	4	4	8	20
74. German Titov	11	3	5	8	4
75. Randy Cunneynworth	11	3	5	8	26
76. Greg Malone	18	3	5	8	32
77. Glen Murray	18	2	6	8	10
78. Ryan Whitney	25	2	6	8	31
79. Peter Taglianetti	39	1	7	8	83
80. Rob Scuderi	49	1	7	8	10
81. Peter Lee	19	0	8	8	4
82. Chris Tamer	37	0	8	8	52
83. Ken Schinkel	13	6	1	7	4
84. Vic Hadfield	10	5	2	7	11
85. Mark Johnson	10	4	3	7	6
86. Stu Barnes	11	3	4	7	2
87. Paul Gardner	10	2	5	7	10
88. Dean Prentice	12	2	5	7	8
89. Scott Young	17	1	6	7	2
90. Ian Moran	61	1	6	7	20
91. Kjell Samuelsson	44	0	7	7	72
92. Tom Barrasso	101	0	7	7	36
93. Gary McAdam	12	3	3	6	9
94. Chuck Arnason	9	2	4	6	4

PLAYER	GP	G	A	PTS	PIMS
95. Jiri Hrdina	35	2	4	6	22
96. Miroslav Satan	17	1	5	6	11
97. Mike Ramsey	13	0	6	6	4
98. Orest Kindrachuk	7	4	1	5	7
99. Jeff Daniels	12	3	2	5	0
100. Kevin Miller	18	3	2	5	8
101. Tyler Wright	30	3	2	5	40
102. Ross Lonsberry	17	2	3	5	13
103. A. Ponikarovsky	11	1	4	5	4
104. Norm Maciver	12	1	4	5	8
105. Dave Tippett	12	1	4	5	14
106. Jim Paek	27	1	4	5	8
107. Gord Roberts	43	1	4	5	95
108. Tom Bladon	8	0	5	5	2
109. Jim Johnson	11	0	5	5	44
110. Josef Beranek	29	0	5	5	8
111. ARRON ASHAM	7	3	1	4	2
112. Pat Boutette	5	3	1	4	8
113. Nick Harbaruk	14	3	1	4	20
114. Adam Hall	17	3	1	4	8
115. Mario Faubert	10	2	2	4	6
116. Duane Rupp	10	2	2	4	8
117. Darius Kasparaitis	38	2	2	4	50
118. Philippe Boucher	9	1	3	4	4
119. Wayne Primeau	18	1	3	4	2
120. Dave Burrows	20	1	3	4	16
121. Joe Dziedzic	21	1	3	4	23
122. Francois Leroux	33	1	3	4	34
123. Keith McCreary	11	0	4	4	6
124. Fredrik Olausson	11	0	4	4	2
125. Bob Leiter	4	3	0	3	0
126. Jim Hamilton	6	3	0	3	0
127. Eddie Olczyk	11	3	0	3	16
128. Andre St. Laurent	5	2	1	3	8
129. Blair Chapman	10	2	1	3	9
130. Troy Murray	12	2	1	3	12
131. Brad Werenka	19	2	1	3	14
132. Rene Corbet	24	2	1	3	21
133. Jarkko Ruutu	25	2	1	3	36
134. Chris Joseph	25	2	1	3	20
135. Wally Boyer	10	1	2	3	0
136. Dunc McCallum	10	1	2	3	12
137. Bob Woytowich	10	1	2	3	2
138. Georges Laraque	17	1	2	3	4
139. Jason Woolley	5	0	3	3	0
140. Greg Hotham	5	0	3	3	6
141. Jim Morrison	8	0	3	3	10
142. Russ Anderson	10	0	3	3	28
143. Bryan Hextall	14	0	3	3	43
144. Bob Boughner	29	0	3	3	37

PLAYER	GP	G	A	PTS	PIMS
145. Hal Gill	44	0	3	3	18
146. JAMES NEAL	7	1	1	2	6
147. PAUL MARTIN	7	0	2	2	2
148. BEN LOVEJOY	7	0	2	2	4
149. MARK LETESTU	11	0	2	2	0
150. Mike Rupp	18	1	1	2	12
151. Mike Needham	14	2	0	2	4
152. Stan Gilbertson	3	1	1	2	2
153. Nick Libbetti	5	1	1	2	0
154. Rick MacLeish	5	1	1	2	0
155. Kevin McClelland	5	1	1	2	5
156. Bob Stewart	5	1	1	2	2
157. Dave Michayluk	7	1	1	2	0
158. Pat Price	10	1	1	2	49
159. Brad Lauer	12	1	1	2	4
160. Grant Jennings	38	1	1	2	38
161. Darryl Edestrand	4	0	2	2	0
162. Greg Polis	4	0	2	2	0
163. Michel Ouellet	5	0	2	2	6
164. Glen Sather	10	0	2	2	17
165. Gord Dineen	11	0	2	2	8
166. Val Fonteyne	14	0	2	2	2
167. Matthew Barnaby	24	0	2	2	64
168. ZBYNEK MICHALEK	7	0	1	1	0
169. MATT NISKANEN	7	0	1	1	0
170. Chris Conner	8	1	0	1	0
171. John Slaney	2	1	0	1	2
172. Len Barrie	4	1	0	1	8
173. Greg Johnson	5	1	0	1	2
174. Peter Laframboise	9	1	0	1	0
175. Pat Falloon	10	1	0	1	2
176. Greg Andrusak	12	1	0	1	6
177. Bobby Dollas	13	1	0	1	6
178. Dan Kesa	13	1	0	1	0
179. Randy Gilhen	16	1	0	1	14
180. Pete Mahovlich	2	0	1	1	0
181. Don Awrey	3	0	1	1	0
182. Wayne Bianchin	3	0	1	1	6
183. Jacques Cossette	3	0	1	1	4
184. Dave McLlwain	3	0	1	1	0
185. Ed Van Impe	3	0	1	1	2
186. Tim Horton	4	0	1	1	2
187. Al McDonough	4	0	1	1	0
188. Eddie Shack	4	0	1	1	15
189. Colby Armstrong	5	0	1	1	11
190. Frank Pietrangelo	5	0	1	1	2
191. Gary Rissling	5	0	1	1	4
192. Greg Brown	6	0	1	1	4
193. Barry Wilkins	6	0	1	1	4
194. Marc Chorney	7	0	1	1	2

PLAYER	GP	G	A	PTS	PIMS
195. Bob Paradise	7	0	1	1	17
196. Bob McManama	8	0	1	1	6
197. Dennis Owchar	8	0	1	1	6
198. Dave Hannan	8	0	1	1	4
199. Paul Baxter	10	0	1	1	42
200. Tracy Pratt	10	0	1	1	51
201. Alex Hicks	11	0	1	1	4
202. Marc Bergevin	12	0	1	1	2
203. Dmitri Mironov	15	0	1	1	10
204. Randy Hillier	17	0	1	1	73
205. Neil Wilkinson	20	0	1	1	18
206. Ken Wregget	26	0	1	1	9
207. Hans Jonsson	27	0	1	1	14
208. ERIC TANGRADI	1	0	0	0	0
209. BRENT JOHNSON	2	0	0	0	2
210. M-A FLEURY	69	0	0	0	4
211. Jean-Sebastien Aubin	1	0	0	0	0
212. Drake Berehowsky	1	0	0	0	0
213. Larry DePalma	1	0	0	0	0
214. Steve Dykstra	1	0	0	0	2
215. Nils Ekman	1	0	0	0	0
216. Maxim Galanov	1	0	0	0	0
217. Mathieu Garon	1	0	0	0	0
218. Steve Gatzos	1	0	0	0	0
219. Tuomas Gronman	1	0	0	0	0
220. Greg Hawgood	1	0	0	0	0
221. Victor Ignatjev	1	0	0	0	2
222. Andreas Johansson	1	0	0	0	0
223. Paul Marshall	1	0	0	0	0
224. Peter Skudra	1	0	0	0	0
225. Jocelyn Thibault	1	0	0	0	0
226. Wendell Young	1	0	0	0	0
227. Richard Zemlak	1	0	0	0	10
228. Mike Corrigan	2	0	0	0	0
229. Chris Dahlquist	2	0	0	0	0
230. Todd Hlushko	2	0	0	0	0
231. Michal Rozsival	2	0	0	0	4
232. Bob Simpson	2	0	0	0	0
233. Lex Hudson	2	0	0	0	0
234. Craig Muni	3	0	0	0	0
235. Larry Bignell	3	0	0	0	2
236. Brian Bonin	3	0	0	0	0
237. Randy Boyd	3	0	0	0	11
238. Kim Clackson	3	0	0	0	37
239. Corey Foster	3	0	0	0	4
240. Al Smith	3	0	0	0	0
241. Simon Nolet	3	0	0	0	0
242. Ronald Petrovicky	3	0	0	0	2
243. Michel Plasse	3	0	0	0	0
244. Stefan Bergkvist	4	0	0	0	2

PLAYER	GP	G	A	PTS	PIMS
245. Steve Cardwell	4	0	0	0	2
246. Erik Christensen	4	0	0	0	6
247. Kim Davis	4	0	0	0	0
248. Pat Graham	4	0	0	0	2
249. Richard Park	4	0	0	0	2
250. Jim Rutherford	4	0	0	0	0
251. Mike Stapleton	4	0	0	0	0
252. Dale Tallon	4	0	0	0	4
253. Michel Dion	5	0	0	0	0
254. Jay McKee	5	0	0	0	2
255. Rusty Fitzgerald	5	0	0	0	4
256. Pat Hughes	5	0	0	0	21
257. Dan LaCouture	5	0	0	0	2
258. Josef Melichar	5	0	0	0	2
259. Krzysztof Oliwa	5	0	0	0	16
260. Sean Pronger	5	0	0	0	4
261. Doug Brown	6	0	0	0	2
262. Les Binkley	7	0	0	0	0
263. Bob Blackburn	7	0	0	0	4
264. Martin Sonnenberg	7	0	0	0	0
265. Jordan Leopold	8	0	0	0	2
266. Milan Kraft	8	0	0	0	2
267. Jim McKenzie	8	0	0	0	4
268. Alek Stojanov	9	0	0	0	19
269. Rod Buskas	10	0	0	0	23
270. Dennis Herron	10	0	0	0	5
271. Greg Millen	10	0	0	0	0
272. Peter Popovic	10	0	0	0	10
273. Mike Hudson	11	0	0	0	6
274. Ron Tugnutt	11	0	0	0	2
275. Lew Morrison	13	0	0	0	0
276. Jay Caufield	14	0	0	0	30
277. Bryan Watson	14	0	0	0	38
278. Johan Hedberg	18	0	0	0	0
BENCH					34

TEAM RECORDS

SERIES

MOST GOALS - BOTH TEAMS

2-Game Series	15	1975	Pgh 9 - StL 6
3-Game Series	23	1977	Tor 13 - Pgh 10
4-Game Series	30	1989	Pgh 19 - NYR 11
5-Game Series	41	1981	Pgh 21 - StL 20
6-Game Series	45	1991	Pgh 27 - Bos 18
7-Game Series	55	1995	Pgh 29 - Wsh 26
	55	1989	Phi 31 - Pgh 24

MOST GOALS - PITTSBURGH

2-Game Series	9	1975	vs. St. Louis
3-Game Series	10	1977	vs. Toronto
4-Game Series	20	2009	vs. Carolina
5-Game Series	23	1993	vs. New Jersey
6-Game Series	28	1991	vs. Minnesota
7-Game Series	29	1995	vs. Washington

MOST GOALS - OPPONENTS

2-Game Series	6	1975	by St. Louis
3-Game Series	13	1977	by Toronto
4-Game Series	16	1979	by Boston
5-Game Series	22	1982	by NY Islanders
6-Game Series	20	1994	by Washington
7-Game Series	31	1989	by Philadelphia

FEWEST GOALS - BOTH TEAMS

2-Game Series	15	1975	Pgh 9 - StL 6
3-Game Series	11	1976	Tor 8 - Pgh 3
4-Game Series	19	1970	Pgh 13 - Oak 6
5-Game Series	24	2001	NJ 17 - Pgh 7
6-Game Series	24	2001	Pgh 14 - Wsh 10
7-Game Series	31	2009	Pgh 14 - Det 17

FEWEST GOALS - PITTSBURGH

2-Game Series	9	1975	vs. St. Louis
3-Game Series	3	1976	vs. Toronto
4-Game Series	7	1979	vs. Boston
5-Game Series	7	2001	vs. New Jersey
6-Game Series	10	1970	vs. St. Louis
7-Game Series	14	2011	vs. Tampa Bay
		2009	vs. Detroit

FEWEST GOALS - OPPONENTS

2-Game Series	6	1975	St. Louis
3-Game Series	8	1976	Toronto
4-Game Series	5	2008	Ottawa
5-Game Series	8	2000	Washington
6-Game Series	10	2001	Washington
7-Game Series	17	2009	Detroit
		2001	Buffalo

MOST POWER-PLAY GOALS

Pittsburgh	11	1992	vs. Washington
Opponents	9	1989	Philadelphia
Both Teams	19	1989	Pgh 10 - Phi 9

MOST POWER-PLAY CHANCES

Pittsburgh	42	1989	vs. Philadelphia
	42	1995	vs. Washington
Opponents	44	1995	Washington
Both Teams	86	1995	Wsh 44 - Pgh 42

MOST PENALTIES

Pittsburgh	85	1989	vs. Philadelphia
Opponents	95	1989	Philadelphia
Both Teams	180	1989	Phi 95 - Pgh 85

FEWEST PENALTIES

Pittsburgh	9	1975	vs. St. Louis
Opponents	14	2009	vs. Detroit
Both Teams	24	1975	StL 15 - Pgh 9

MOST PENALTY MINUTES

Pittsburgh	242	1989	vs. Philadelphia
Opponents	270	1989	Philadelphia
Both Teams	512	1989	Phi 270 - Pgh 242

FEWEST PENALTY MINUTES

Pittsburgh	18	1975	vs. St. Louis
Opponents	30	2001	by New Jersey
Both Teams	61	1976	Tor 36 - Pgh 25

GAME

LARGEST MARGIN OF VICTORY

Home	7	4/20/93, 7-0 vs. New Jersey
Road	8	5/25/91, 8-0 at Minnesota

LARGEST MARGIN OF DEFEAT

Home	6	4/23/11, 8-2 vs. Tampa Bay
Road	7	4/7/82, 8-1 at NY Islanders

MOST GOALS

Both Teams, Home	17	4/25/89, 10-7 win vs. PHI
Both Teams, Road	12	5/12/93, 7-5 loss at NYI
Pittsburgh, Home	10	4/25/89, 10-7 win vs. PHI
Pittsburgh, Road	8	5/25/91, 8-0 win vs. MIN
Opponent, Home	8	4/23/11, 8-2 loss vs. TB
		4/13/80, 8-3 loss vs. BOS
Opponent, Road	8	4/7/82, 8-1 loss at NYI

MOST POWER-PLAY GOALS

For	4	4/30/10 vs. Montreal
		4/29/92 vs. Washington
Against	4	4/23/11 vs. Tampa Bay
Both Teams	5	4/30/10, Pgh 4 - Mon 1
		4/18/01, Pgh 2 - Wsh 3
		4/29/92, Pgh 4 - Wsh 1
		4/23/92, Pgh 3 - Wsh 2
		4/19/91, Pgh 2 - Wsh 3

MOST POWER-PLAY CHANCES

For	12	4/23/92 vs. Washington
Against	11	4/23/92 vs. Washington
Both Teams	23	Pgh 12 - Wsh 11

MOST SHORTHANDED GOALS

For	2	4/23/97 vs. Philadelphia
Against	2	Five Times, Last
		4/26/97 at Philadelphia

MOST SHOTS

Pittsburgh, Regulation	53	4/11/08 vs. Ottawa
Pittsburgh, Overtime	65	4/24/96 at Washington
Opponent, Regulation	61	5/4/96 at Florida
Opponent, Overtime	72	5/4/00 vs. Philadelphia

MOST SAVES

Pittsburgh, Regulation	56	5/24/96 at Florida
Pittsburgh, Overtime	70	5/4/00 vs. Philadelphia
Opponent, Regulation	49	4/26/70 by St. Louis
Opponent, Overtime	61	4/24/96 by Washington

FEWEST SHOTS

Pittsburgh	13	5/4/99 at New Jersey
Opponent	16	4/23/70 by St. Louis

FEWEST SAVES

Pittsburgh	14	4/23/70 vs. St. Louis
Opponent	9	5/4/95 at New Jersey

MOST PENALTIES

Both Teams, Home	48	4/6/89, Pgh 25 - NYR 23
Both Teams, Road	37	4/29/00, Pgh 15 - Phi 22
Pittsburgh	25	4/6/89 vs. NY Rangers
Opponent	23	4/6/89 by NY Rangers

FEWEST PENALTIES

Both Teams, Home	5	5/17/01 Pgh 3 - NJ 3
Both Teams, Road	3	5/1/92 Pgh 2 - Wsh 1
Pittsburgh	0	5/13/09 at Washington
Opponents	1	5/22/01 by New Jersey
		5/4/99 by New Jersey
		5/1/92 by Washington

MOST PENALTY MINUTES

Both Teams, Home	125	4/25/89 Phi 79 - Pgh 46
Both Teams, Road	154	4/29/00 Phi 104 - Pgh 50
Pittsburgh	83	4/19/70 at St. Louis
Opponent	104	4/29/00 at Philadelphia

FEWEST PENALTY MINUTES

Both Teams, Home	10	5/17/01, Pgh 6 - NJ 4
Both Teams, Road	6	5/1/92, Pgh 4 Wsh 2
Pittsburgh	0	5/13/09 at Washington
Opponent	2	5/22/01 by New Jersey
		5/4/99 at New Jersey

PERIOD

MOST GOALS

Both Teams, Home	7	4/25/89	Pgh 6 - Phi 1
		4/6/89	Pgh 5 - NYR 2
Both Teams, Road	8	4/20/10	Pgh 5 - Ott 3
		5/8/93	Pgh 4 - NYI - 4
Pittsburgh, Home	6	4/25/89	vs. Philadelphia
Pittsburgh, Road	5	4/20/10	at Ottawa
Opponent, Home	5	4/13/80	vs. Boston
Opponent, Road	4	5/8/93	at NY Islanders
		4/8/82	at NY Islanders

MOST SHOTS

Pittsburgh, Home	21	4/15/75	vs. NY Islanders
Pittsburgh, Road	20	5/7/96	at NY Rangers
Opponent, Home	28	4/21/97	vs. Philadelphia
Opponent, Road	23	5/24/96	at Florida

MOST SAVES

Pittsburgh	27	4/21/97	vs. Philadelphia
Opponent	21	4/15/75	by NY Islanders

FEWEST SAVES

Pittsburgh	1	4/21/01	vs. Washington
		4/19/94	vs. Washington
Opponent	1	6/12/09	at Detroit

FEWEST SHOTS

Pittsburgh	1	6/12/09	at Detroit
		5/19/92	vs. Boston
Opponent	1	4/21/01	by Washington
		4/19/94	by Washington

MOST PENALTIES

Both Teams, Home	24	4/6/89	vs. NY Rangers
Both Teams, Road	24	4/29/00	at Philadelphia
Pittsburgh	15	4/29/00	at Philadelphia
Opponent	22	4/29/00	at Philadelphia

MOST PENALTY MINUTES

Both Teams, Home	84	4/25/89	Phi 51 - Pgh 33
Both Teams, Road	128	4/29/00	Phi 92 - Pgh 36
Pittsburgh, Home	35	5/17/91	vs. Minnesota
Pittsburgh, Road	40	4/19/70	at St. Louis
Opponent, Home	51	4/25/89	vs. Philadelphia
Opponent, Road	92	4/29/00	at Philadelphia

FASTEST GOALS

BY ONE PENGUINS PLAYER

Two	0:11	4/17/96 vs. Washington	Petr Nedved
-----	------	------------------------	-------------

OVERALL BY PENGUINS

Two	0:07	4/13/80 vs. Boston	Ron Stackhouse and Rick Kehoe
Three	1:29	5/10/93 vs. NY Islanders	Mario Lemieux, Rick Tocchet and Larry Murphy
Four	4:52	4/5/89 vs. Philadelphia	Mario Lemieux (3) and Bob Errey

OVERALL BY OPPONENT

Two	0:25	4/24/75 at NY Islanders	Ed Westfall and Garry Howatt (both ENG)
-----	------	-------------------------	---

AT START OF GAME

by Penguins	0:15	4/8/81 at St. Louis	Greg Malone
by Opponent	0:14	4/26/97 at Philadelphia	Eric Lindros

AT START OF PERIOD OTHER THAN FIRST

by Pittsburgh	0:12	4/14/08 at Ottawa	Sidney Crosby
by Opponent	0:06*	4/25/89 vs. Philadelphia	Pelle Eklund

*NHL record

TEAM LEADERS

SHUTOUTS

FOR PITTSBURGH					FOR OPPONENTS				
GOALTENDER	DATE	OPPONENT	SCORE	SAVES	GOALTENDER	DATE	OPPONENT	SCORE	SAVES
Michel Plasse	4/8/76	vs. Toronto	2-0	21	Jacques Plante	4/28/70	at St. Louis	5-0	21
Frank Pietrangelo	4/15/91	vs. New Jersey	4-0	27	Gary Smith	4/8/72	vs. Chicago	2-0	31
Tom Barrasso	4/25/91	at Minnesota	8-0	39	Glenn Resch	4/26/75	vs. NY Islanders	1-0	30
Tom Barrasso	5/30/92	at Chicago	1-0	27	Wayne Thomas	4/9/76	at Toronto	4-0	26
Tom Barrasso	4/20/93	vs. New Jersey	7-0	36	Don Beaupre	4/21/94	at Washington	2-0	27
Tom Barrasso	5/4/93	vs. NY Islanders	3-0	26	Andy Moog	5/3/98	at Montreal	3-0	21
Ken Wregget	5/18/95	vs. Washington	3-0	33	Olaf Kolzig	4/12/01	at Washington	1-0	16
Tom Barrasso	5/28/96	vs. Florida	3-0	28	Martin Brodeur	5/17/01	vs. New Jersey	3-0	20
Tom Barrasso	5/7/99	at Toronto	2-0	20	Martin Brodeur	5/19/01	vs. New Jersey	5-0	21
Ron Tugnutt	4/13/00	at Washington	7-0	32	Ray Emery	4/19/07	at Ottawa	3-0	20
Ron Tugnutt	4/27/00	at Philadelphia	2-0	28	Henrik Lundqvist	5/1/08	at NY Rangers	3-0	29
Johan Hedberg	4/16/01	vs. Washington	3-0	34	Chris Osgood	5/24/08	at Detroit	4-0	19
Johan Hedberg	4/26/01	at Buffalo	3-0	25	Chris Osgood	5/26/08	at Detroit	3-0	22
Marc-Andre Fleury	4/9/08	vs. Ottawa	4-0	26	Martin Biron	4/23/09	vs. Philadelphia	3-0	28
Marc-Andre Fleury	4/27/08	vs. NY Rangers	2-0	26	Chris Osgood	6/6/09	at Detroit	5-0	22
Marc-Andre Fleury	5/18/08	vs. Philadelphia	6-0	21	Dwayne Roloson	4/27/11	vs. Tampa Bay	1-0	36
Marc-Andre Fleury	5/4/10	at Montreal	2-0	18					
Marc-Andre Fleury	4/13/11	vs. Tampa Bay	3-0	32					

HAT TRICKS

FOR PITTSBURGH				FOR OPPONENTS			
GOALTENDER	DATE	OPPONENT	GOALTENDER(S)	PLAYER	DATE	OPPONENT	GOALTENDER(S)
Ken Schinkel	4/11/70	at Oakland	Gary Smith	Dino Ciccarelli	4/25/92	vs. Washington	Tom Barrasso/Ken Wregget (2)
Mario Lemieux#	4/25/89	vs. Philadelphia	Ron Hextall	Dirk Graham	5/30/92	at Chicago	Tom Barrasso
Mario Lemieux	4/23/92	vs. Washington	Don Beaupre	Andy Delmore	5/7/00	at Philadelphia	Ron Tugnutt (2)/Peter Skudra
Ron Francis	5/9/92	vs. NY Rangers	Mike Richter/John Vanbiesbrouck (2)	Alex Ovechkin	5/4/09	at Washington	Marc-Andre Fleury
Kevin Stevens*	5/21/92	at Boston	Andy Moog				
Mario Lemieux	5/11/96	vs. NY Rangers	Mike Richter				
Jaromir Jagr	5/11/96	vs. NY Rangers	Mike Richter				
Martin Straka	4/25/99	at New Jersey	Martin Brodeur				
Sidney Crosby	5/4/09	at Washington	Semyon Varlamov				
Evgeni Malkin	5/21/09	vs. Carolina	Cam Ward				

*Four goals #Five Goals, NHL record

PENALTY SHOTS

FOR PITTSBURGH				
PLAYER	DATE	OPPONENT	GOALTENDER(S)	RESULT
Jaromir Jagr	5/11/92	vs. NY Rangers	John Vanbiesbrouck	GOAL
Shawn McEachern	5/13/92	vs. NY Rangers	John Vanbiesbrouck	No Goal
Aleksey Morozov	4/23/98	vs. Montreal	Andy Moog	No Goal
Martin Straka	5/2/01	vs. Buffalo	Dominik Hasek	No Goal
Evgeni Malkin	5/1/08	at NY Rangers	Henrik Lundqvist	No Goal
Chris Conner	4/25/11	at Tampa Bay	Dwayne Roloson	No Goal
FOR OPPONENTS				
PLAYER	DATE	OPPONENT	GOALTENDER(S)	RESULT
Michal Pivonka	5/10/95	at Washington	Tom Barrasso	No Goal
Joe Juneau	4/24/96	at Washington	Ken Wregget	No Goal

OPPONENT PLAYOFF LEADERS

SCORING LEADERS

PLAYER	TEAM(S)	GP	G	A	PTS	PIM
Peter Bondra	Washington	39	19	12	31	8
Michal Pivonka	Washington	31	8	18	26	60
Calle Johansson	Washington	35	8	18	26	14
Dale Hunter	Washington	27	7	17	24	87
Joe Juneau	Washington	18	5	17	22	14
Ray Bourque	Boston	14	4	14	18	29
Mike Ridley	Washington	18	3	15	18	4
Dimitri Khristich	Washington	25	6	10	16	25
Tim Kerr	Phil./NY Rangers	11	1	15	16	2
Brian Leetch	NY Rangers	15	4	12	16	6

GOALTENDING LEADERS

PLAYER	TEAM(S)	GP	MP	GA	SO	GAA	W-L
Carey Price	Montreal	1	14	0	0	0.00	0-0
Glenn Resch	NY Islanders	4	240	4	1	1.00	4-0
Jacques Plante	St. Louis	3	180	4	1	1.33	2-1
Dwayne Roloson	Tampa Bay	7	441	13	1	1.77	4-3
Chris Osgood	Detroit	13	767	23	3	1.80	7-6
Brian Boucher	Philadelphia	6	463	14	0	1.80	4-2
Wayne Thomas	Toronto	5	300	9	1	1.80	3-2
Martin Brodeur	New Jersey	17	1042	33	2	1.90	11-6
Ray Emery	Ottawa	5	299	10	1	2.01	4-1
Curtis Joseph	Toronto	6	363	13	0	2.15	4-2
Gerry Cheevers	Boston	9	540	20	0	2.22	7-2
Dominik Hasek	Chicago/Buffalo	7	453	17	0	2.25	3-4
Olaf Kolzig	Washington	18	1044	42	1	2.41	6-11
Gary Smith	Oakland/Chicago	5	308	13	1	2.53	1-4
Jaroslav Halak	Montreal	7	403	17	0	2.53	4-3
Henrik Lundqvist	NY Rangers	5	303	14	1	2.78	1-4
Pascal Leclaire	Ottawa	3	211	10	0	2.84	1-2
Martin Biron	Philadelphia	11	673	34	1	3.03	3-8
Jose Theodore	Washington	1	38	2	0	3.16	0-0
Martin Gerber	Ottawa	4	239	14	0	3.51	0-4
Semyon Varlamov	Washington	7	400	25	0	3.75	3-4
Brian Elliott	Ottawa	4	203	14	0	4.14	1-2
Cam Ward	Carolina	4	237	17	0	4.30	0-4

MEDIA INFORMATION



PNC WEALTH MANAGEMENT

HIGH STANDARDS

HELP YOU LIVE ACHIEVEMENT

AT PNC WEALTH MANAGEMENT, we know that integrity and transparency are critical to building trust. That's why we keep your best interests in mind. We search the industry for top-performing managers and products to construct an investment portfolio designed to help you achieve your short-term goals and plans for the future. And, we provide proactive and comprehensive advice based on a shared understanding of your needs. From wealth planning to investment management to business succession, discover how our extensive resources can help you live achievement. Visit pnc.com/wealthsolutions or call 888-762-6226.



WEALTH PLANNING : TRUST AND ESTATE PLANNING : PRIVATE BANKING : INVESTMENT MANAGEMENT

PNC Wealth Management is a service mark of The PNC Financial Services Group, Inc. ("PNC") that is used by PNC to provide investment and wealth management, fiduciary services, FDIC-insured banking products and services and lending and borrowing of funds through its subsidiary, PNC Bank, National Association, which is a Member FDIC, and to provide certain fiduciary and agency services through its subsidiary, PNC Delaware Trust Company. PNC does not provide legal, tax or accounting advice.

Investments: Not FDIC Insured. No Bank Guarantee. May Lose Value.

©2011 The PNC Financial Services Group, Inc. All rights reserved. ADV PDF 0811-0118

MEDIA-ONLY WEBSITE:

Members of the media are encouraged to visit the media-only website for daily news clippings, stats, game notes, schedule updates and the most up-to-date team information. This website was created as a courtesy to our working media, and is intended to be used by members of the media who are credentialed through the Pittsburgh Penguins.

Please contact Jason Seidling
(jseidling@pittsburghpenguins.com) for access to the site.

www.pittsburghpenguins.com/media

MEDIA ENTRANCE:

Members of the media can access the CONSOL Energy Center through the administrative entrance located near the corner of Fifth Avenue and Washington Place, just to the right of the American Eagle box office.

Media with proper accreditation should proceed to the first floor, using the elevators just inside the administrative entrance. Media will pass through three sets of double doors before turning right down the hallway towards the media areas. The media work room will be on the left and the elevators to the media level are located further down the hallway to the right.

The Penguins require all members of the media to display credentials at all times inside CONSOL Energy Center.

MEDIA WORK ROOM:

The media work room is located on the lower level in the south end of the building. Members of the media and game night staff must show passes or credentials at the door for admittance. The media room will be open two hours prior to the start of each game with dinner and beverages available for purchase.

The media room is equipped with wireless Internet, telephones, electrical outlets and a mult box. The media room is open to the media on all game days.

MEDIA LEVEL:

The media level is located on the east side of the building above sections 216-223. It is for game personnel and working members of the media only. Designated elevators to the media level are located down the hallway from the media room in the south end of the building. Take the elevators to the 7th floor and exit to the right.

Please note that ALL seats in the media level are assigned and media should refer to the posted seating charts for direction.

INDIVIDUAL GAME CREDENTIALS:

Game-by-game credentials will be issued based on availability and should be reserved as early as possible. Major daily newspapers, radio and television will receive priority in handling game-by-game requests. Requests from independent websites, freelance writers or blogs will not be fulfilled. These requests must be submitted to Jason Seidling (jseidling@pittsburghpenguins.com) no later than 48 hours prior to the game. **THERE WILL BE NO EXCEPTIONS.**

Game-by-game credentials can be picked up at the designated media entrance located to the right of the box office along Fifth Avenue two hours prior to game time.

PHOTOGRAPHERS:

Penguins team photographers and photographers affiliated with major media outlets that cover the team on a regular basis will be given priority for ice-level positions. All photographers at ice-level will be shooting through open holes in the glass. Single-game photographer credentials will be available on a game-by-game basis and assignments may rotate each period. Photo assignments will be posted in the media work room and the photographer work room prior to each game.

The Penguins will provide stools to be used at all ice-level photo positions. The stools will be numbered and available for pick up inside the photographer work room. All stools must be signed out and returned to the work room at the end of the night. The Penguins require that all ice-level photographers use the provided stools as a courtesy to our fans.

TELEVISION CREWS:

Due to seating limitations, television crews will not be assigned seating in the media level. Only on-air talent will be assigned seats in the media level. Television crews are asked to view the game in the media work room. **TV crews are not permitted to shoot highlight footage of game action.**

LOCKER ROOM ACCESS:

The locker rooms are located behind the player benches on the west side of the building on the lower level. Both are accessible via the hallway from the media work room.

The Penguins locker room will open no later than five minutes after the conclusion of the game per NHL regulations. Please be advised that this includes allotted time for post-game television interviews and the three stars ceremony. The Penguins training room and the players' dressing area is off-limits to the media at all times. The entrance to the Penguins locker room is through the double doors across from Suite 66 on the lower level.

At the conclusion of practice, the locker room will be open as per NHL requirements. Media are not permitted to access the Penguins runway at any time during practices or morning skates.

Only working members of the media with proper media credentials will be admitted to the locker rooms. Interns are permitted in the locker room in a working capacity. They are not permitted to observe or "assist" full-time members of the media during availability. Still photography is prohibited inside the locker room.

POST GAME PROCEDURES:

Post-game briefings with Penguins head coach Dan Bylsma will be held after each game in the media room. Wireless Internet and a mult box will be available in the media room.

Post-game availability with the visiting head coach will be in the hallway near the visiting locker room.

Post-game audio from both coaches is available by accessing the media-only website or via email. Please see a member of the communications staff prior to the start of the game to be added to the distribution list.

SERVICES:

Game notes and statistics will be available online and in the media work room prior to practices and morning skates as well as the media level on game nights. Additional information from the NHL and media releases will also be available at these locations throughout the regular season.

Game summaries are available after each period in the media level. Final game summaries are distributed in the media level, media work room and both the home and away locker rooms after the game. Out-of-town scores will be distributed throughout the game in the media level. If you require any special needs, please see a member of the Penguins' communications staff.

PRACTICES AND MORNING SKATES:

Practice sessions are open to all accredited members of the media. Please confirm location and time by calling the Penguins' media relations hotline at 412.255.1951 or checking the media-only website as last minutes changes may occur. **Credentials are required at practices.**

RADIO NETWORK:

"The X", 105.9 FM, will serve as the Penguins flagship radio station for the 2011-12 season. Hall of Famer Mike Lange and two-time Stanley Cup champion Phil Bourque will call the action for all 82 games. "The X" is part of the Clear Channel Communications group.

TELEVISION COVERAGE:

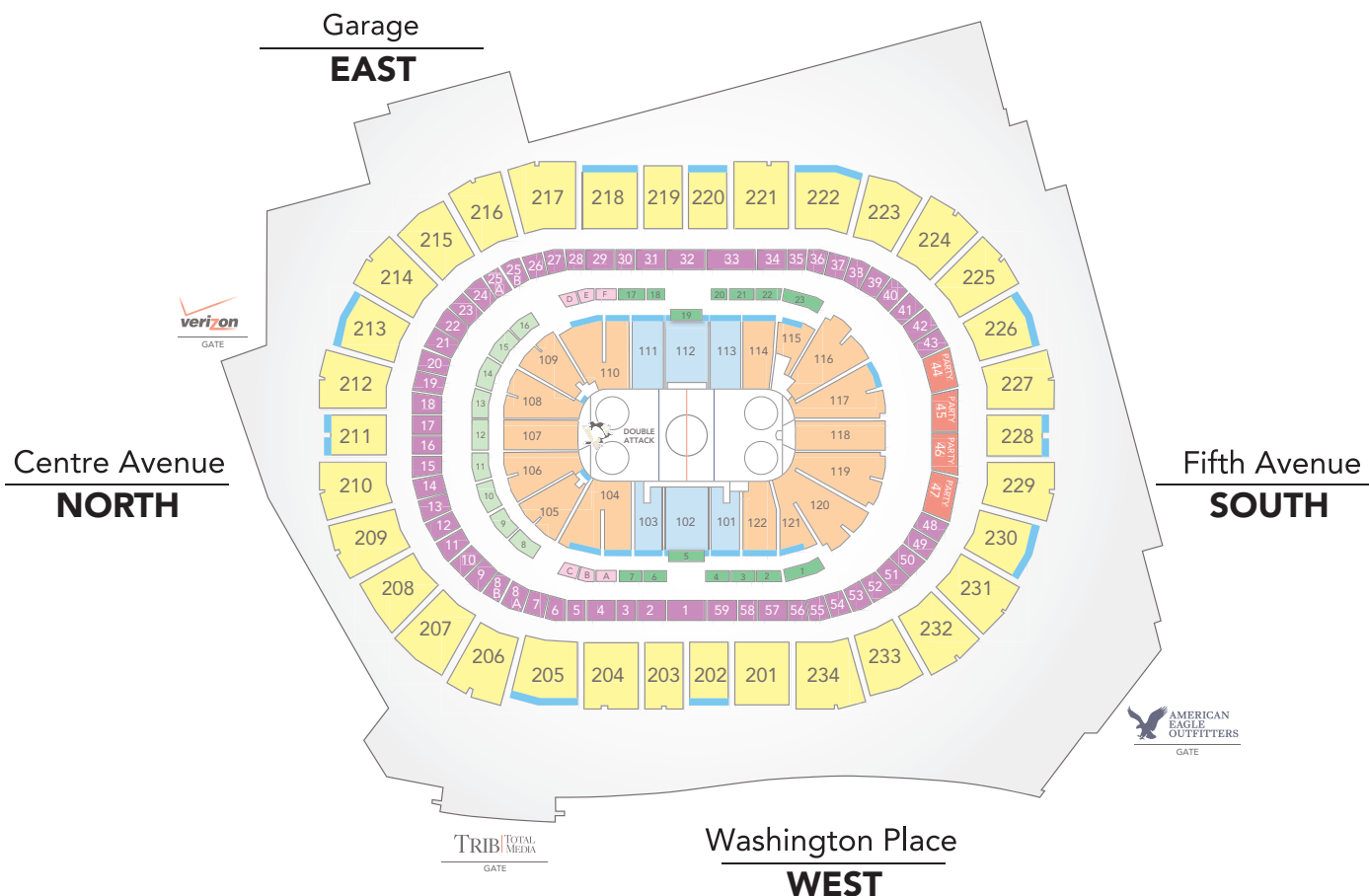
ROOT SPORTS continues its extraordinary coverage of Penguins games this season, producing a minimum of 70 games. Paul Steigewald and two-time Stanley Cup champion Bob Errey will call the action along with rink-side reporter, Dan Potash.

COMMUNICATIONS DEPARTMENT

Tom McMillan	412-255-1828	<i>Vice President Communications</i> tmcmillan@pittsburghpenguins.com
Jennifer Bullano	412-255-1777	<i>Director of Communications</i> jbullano@pittsburghpenguins.com
Jason Seidling	412-255-1804	<i>Manager of Communications</i> jseidling@pittsburghpenguins.com
Sam Kasan	412-255-1893	<i>Director of Content</i> skasan@pittsburghpenguins.com
Michelle Crechiolo	412-255-1825	<i>Manager of Content</i> mcrechiolo@pittsburghpenguins.com

ROOT
SPORTS™

the **X**
at 105.9



ROOT SPORTS BROADCAST TEAM

PAUL STEIGERWALD PLAY-BY-PLAY ANNOUNCER

Pittsburgh native Paul Steigerwald is in his sixth season as play-by-play announcer for Penguins telecasts on ROOT Sports.

He spent six seasons as the radio voice of the Penguins and the previous 14 seasons as color commentator on Penguins TV and radio broadcasts.

"Staggy," a tireless worker and interviewer, is well-known by coaches and players across the NHL.

Steigerwald developed his interest in hockey as a youngster in the South Hills – in part because his neighbor, former Penguins GM Jack Riley, gave local kids tickets to attend Penguins games.

He attended Kent State University, where he worked as one of the hockey club's broadcasters, and began his professional broadcasting career with the Johnstown Red Wings (EHL) in 1979.

Steigerwald joined the Penguins organization in 1980 as director of marketing and also served as intermission host for radio and television broadcasts. In 1985, he joined the broadcast team as a color commentator. He left the Penguins front office in 1988 for a position in the sports department of KDKA-TV, but still maintained his color commentator duties.

In addition, Steigerwald served as play-by-play broadcaster with the Altoona Curve baseball club during the 2005, '06 and '07 seasons.



BOB ERREY COLOR ANALYST

Bob Errey is in his eighth season on Penguins television broadcasts, where he joins Paul Steigerwald.

Previously, Errey worked as the color commentator for Penguins radio broadcasts alongside Steigerwald for four seasons.

Errey was the Penguins' first-round draft pick in 1983 and played 11 seasons in Pittsburgh, recording 132 goals, 272 points and 651 penalty minutes in 572 games.

A speedy two-way winger and excellent penalty killer, Errey was a key member of team's two Stanley Cup championships in 1991 and 1992.

Errey also played for Buffalo, San Jose, Detroit, Dallas and the New York Rangers in a 15-year NHL career. In 895 games, he registered 170 goals, 382 points and 1,005 penalty minutes.



PENGUINS RADIO NETWORK

MIKE LANGE PLAY-BY-PLAY ANNOUNCER

One of the most unique broadcasters in professional sports, Mike Lange is calling games in his 36th season with the Penguins, handling radio play-by-play on the club's flagship station, 105.9 FM "The X".

Known for his creative and colorful style, including trademark phrases such as "Buy Sam A Drink And Get His Dog One, Too," Lange was awarded the Foster Hewitt award by the Hockey Hall of Fame in 2001.

Lange's relationship with the Penguins began in 1974-75, when he broke into the NHL as a radio play-by-play man. He left for one season, but returned in 1976-77 and has been a fixture on the Penguins' scene ever since.

Lange did radio exclusively until 1979, when games were simulcast on radio and TV. He served as the television voice of the Penguins through 2005-06, before returning to the radio booth in 2006-07.

A native of Sacramento, California, Lange earned a degree in broadcasting from Sacramento State University before starting his career as the voice of the Phoenix Roadrunners (WHL) in 1970. He also served as the play-by-play voice of the San Diego Gulls (WHL) in 1973-74 before joining the Penguins.

In addition to his tenure with the Penguins, Lange handled play-by-play duties for the Pittsburgh Pirates in 1986-87. A well-known member of the Pittsburgh community, Lange makes numerous personal appearances throughout the year and is actively involved in charity work.



PHIL BOURQUE COLOR ANALYST

Two-time Stanley Cup champion Phil Bourque is in his eighth season on the Penguins broadcast team, serving as color commentator alongside Mike Lange.

A gritty winger/defenseman, Bourque was signed by Pittsburgh as a free agent in 1982, and went on to record 164 points (75G-89A) in 344 regular-season games with the Penguins between 1983 and 1992. For his career he totaled 199 points (88G-111A) in 477 games with the Penguins, New York Rangers and Ottawa.

Since retiring from professional hockey in 2000, Bourque has co-hosted Penguins pre- and post-game shows on the Penguins Radio Network and worked as a contributor for ROOT Sports' coverage of Penguins hockey.



2011.12 CRITICAL DATES

(subject to change – as of September 8, 2011)

SEPTEMBER

9	Opening Day of Rookie Camp
16	Opening Day of Training Camp
19	Pre-season schedule begins
20	NHL Board of Governors Meeting
21-24	USHL Fall Classic (Sioux City, IA)
26	Kraft Hockeyville – Winnipeg Jets vs. Ottawa Senators (Mile One Centre, St. John's, NL)

OCTOBER

1	Hockey Fights Cancer Awareness Month
5	Opening Day Playing Rosters set (3:00 p.m. ET)
6	Opening Night – 94th NHL Regular Season begins
6	Bruins Raise Stanley Cup Banner – Philadelphia Flyers at Boston Bruins
6	NHL Face-Off (Winnipeg)
7	2011 Compuware NHL Premiere – Anaheim Ducks at Buffalo Sabres (Helsinki, FIN)
7	2011 Compuware NHL Premiere – New York Rangers at Los Angeles Kings (Stockholm, SWE)
8	2011 Compuware NHL Premiere – New York Rangers at Anaheim Ducks (Stockholm, SWE)
8	2011 Compuware NHL Premiere – Buffalo Sabres at Los Angeles Kings (Berlin, GER)
9	Winnipeg Jets host first 2011-12 regular season game at MTS Centre (vs. Montreal Canadiens)
26	A Celebration of Lester Patrick (St. Paul, MN) Recipients: Mark Johnson, Bob Pulford, Tony Rossi, Jeff Sauer

NOVEMBER

7-17	2011 Subway Super Series (CHL)
8-13	U20 Four Nations Cup
12	Hockey Hall of Fame Game (Ottawa Senators at Toronto Maple Leafs)
13	Hockey Hall of Fame Legends Classic
14	Hockey Hall of Fame Induction Ceremony (Toronto, ON) Inductees: Ed Belfour, Doug Gilmour, Mark Howe, Joe Nieuwendyk (Player Category)
25	First NBC Broadcast: Detroit Red Wings at Boston Bruins
26	NHL Founders Day (1917) – 11 games on schedule

DECEMBER

1	Signing deadline for Group 2 free agents (5:00 p.m. ET)
5-6	NHL Board of Governors Meeting (CA)
12	U.S. Hockey Hall of Fame Induction Ceremony (Chicago, IL) Inductees: Chris Chelios, Mike Emrick, Ed Snider, Gary Suter, Keith Tkachuk
19-27	Holiday Roster Freeze in effect. For all players on an NHL active roster, injured reserve, or players with non-roster and injured non-roster status as of midnight, local time, December 19, a roster freeze shall apply through midnight local time December 27, with respect to waivers, trades and loans, subject to the exceptions provided for in CBA Article 16.10.
24-25	No scheduled practices - dressing rooms closed
26 – Jan.5	IIHF World U20 Championship (Edmonton & Calgary, AB))

JANUARY

2	2012 Bridgestone NHL Winter Classic – New York Rangers at Philadelphia Flyers (Philadelphia)
26-30	NHL All-Star Break (no games played)

26-29	No scheduled practices – dressing rooms closed
28	NHL Honda SuperSkills (Scotiabank Place, Ottawa, ON)
29	59th NHL All-Star Game (Scotiabank Place, Ottawa, ON)
29	AHL All-Star Skills Competition (Atlantic City, NJ)
30	AHL All-Star Classic (Atlantic City, NJ)
31	NHL Regular Season Schedule Resumes
31- Feb 1	Home Hardware CHL/NHL Top Prospects Game (Kelowna, BC)

FEBRUARY

1	Hockey is for Everyone Month
11	CBC's Hockey Day in Canada (Host: PEI) Edmonton Oilers at Ottawa Senators; Montreal Canadiens at Toronto Maple Leafs; Vancouver Canucks at Calgary Flames
17-19	Hockey Weekend Across America (USA Hockey)
19	Hockey Day in America (NBC)
27	Trade deadline (3:00 p.m. ET)

MARCH

12-14	NHL General Managers Meeting (Boca Raton, FL)
23-25	NCAA Regionals

APRIL

5-7	NCAA Frozen Four (St. Pete Times Forum, Tampa, FL)
7	Busiest Day in NHL season – 15 games
7	Last day of 2011-12 regular season
11	Stanley Cup Playoffs begin
12-22	IIHF U18 World Championship (Czech Republic)

MAY

4-20	IIHF World Championship (Helsinki, FIN, Stockholm, SWE)
5-13	2012 RBC Cup (Elgar Petersen Arena, Humboldt, SK)
18-27	2011 CHL Memorial Cup (Centre Bionest, Shawinigan, QC)
28-June 2	2012 NHL Combine

JUNE

15	Last possible day for 2012 Stanley Cup Final
TBA	Deadline for first club-elected salary arbitration (later of June 15 or 48 hours after the conclusion of the Stanley Cup Final, 5:00 p.m. ET)
20	2012 NHL Awards
22-23	NHL Entry Draft

JULY

1	Free Agency period begins
5	Deadline for player-elected salary arbitration notification (5:00 p.m. ET)
6	Deadline for club-elected salary arbitration notification (5:00 p.m. ET)
20 – Aug.4	Salary arbitration hearings held

AUGUST

6	Deadline for salary arbitration decisions to be rendered
---	--

2011.12 HOCKEY OPERATIONS

ORDER OF SELECTION FOR 2012 ENTRY DRAFT

The NHL's annual Draft Drawing is a weighted lottery system to determine the order of selection for the first 14 picks of the 2012 Entry Draft.

The 14 teams that did not qualify for the Stanley Cup Playoffs, or clubs that acquired those clubs' 2012 first-round draft picks, participate in the Drawing.

The Club selected in the drawing may not move up more than four positions in the draft order, thus only the five Clubs with the fewest regular-season points have the opportunity to receive the first overall selection.

No Club can move down more than one position as a result of the Draft Drawing.

In the first round of the 2012 Entry Draft, the order of selection is as follows:

- a) The first 14 selections, as determined by the Draft Drawing (see above);
- b) Clubs eliminated in the first two rounds of the 2012 Stanley Cup Playoffs, regular-season division winners excluded, in inverse order of points;
- c) Regular-season division winning clubs eliminated in the first two rounds of the 2012 Stanley Cup Playoffs, in inverse order of points;
- d) Clubs eliminated in the 2012 Conference Finals, in inverse order of points;
- e) Stanley Cup finalist
- f) Stanley Cup champion

In the second and subsequent rounds the order of selection is as follows:

- a) Non-playoff clubs in inverse order of points;
- b) Clubs eliminated in the first two rounds of the 2012 Stanley Cup Playoffs, regular-season division winners excluded, in inverse order of points;
- c) Regular-season division winning clubs eliminated in the first two rounds of the 2012 Stanley Cup Playoffs, in inverse order of points;
- d) Clubs eliminated in the 2012 Conference Finals, in inverse order of points;
- e) Stanley Cup finalist
- f) Stanley Cup champion

Eligibility for Claim

- a) All Players age 18 or older are eligible for claim in the Entry Draft, except:
 - i. a Player on the Reserve List of a Club, other than as a try-out;

- ii. a Player who has been claimed in two prior Entry Drafts;
- iii. a Player who previously played in the League and became a Free Agent pursuant to this Agreement;
- iv. a Player age 21 or older who: (A) has not been selected in a previous Entry Draft and (B) played hockey for at least one season in North America when he was age 18, 19, or 20 and shall be eligible to enter the League as an Unrestricted Free Agent pursuant to Article 10.1(d); and 18
- v. a Player age 22 or older who has not been selected in a previous Entry Draft and shall be eligible to enter the League as an Unrestricted Free Agent pursuant to Article 10.1(d).

Unsigned Draft Choices

- a) A player aged 18 or 19 who was selected in the first three rounds of the Entry Draft and who was not signed by his NHL Club may not be retained by the Club and must be returned to his junior Club no later than the day prior to the opening of the NHL regular season.
- b) A player aged 18 or 19 who was selected in the fourth or subsequent rounds who has not been signed by his NHL Club may not be retained by his Club and must be returned to his junior Club no later than the fourth day prior to the opening of the NHL regular season.

Entry Level Players

1. Players 18 through 21 years of age when signing their first contract must remain in the entry-level system for a period of three years; players age 22 and 23 when signing their first contract are in the entry level system for two years; while those age 24 when signing their first contract are in the entry level system for one year. Age is defined as the player's age on September 15 of the calendar year in which he signs the contract, regardless of his actual age on the date he signs such contract.
2. In the event that a signed 18 or 19-year-old player does not play a minimum of 10 NHL games (regular season and/or playoffs) in his first season under contract, the term of his player contract and his number of years in the entry level system will be extended for a period of one year. The exception to this is a 19-year-old player who turns 20 years of age between September 16 and December 31 in his first contract year.
3. In the event that a player signs his first contract at age 18 and has had his Player Contract extended for one season already, and such player does not play at least 10 NHL games (regular season and/or playoffs) in the second season under that player's Player Contract, then the term of his Player Contract and his number of years in the Entry Level System shall be extended for one additional year.

23-Man Roster

There may be a maximum of 23 players on each Club's playing roster at any one time from the commencement of the NHL regular season through the trade deadline. Prior to the start of the season, each Club must submit to the NHL its "Opening Day Playing Roster" which shall be comprised of not more than 23 players. Each Club must have a roster of at least 20 players, composed of 18 skaters and two goaltenders. Players on Injured Reserve do not count in the 23-Man Roster limit.

Injured Reserve List

In the event that a player is injured and a Club wishes to place him on the Injured Reserve List, the Club must follow these procedures.

1. A Club may place a player on the injured reserve list if such player is injured, disabled or ill and unable to perform his duties as a hockey player after having passed the Club's initial physical examination in that season.
2. A player who has an injury that renders him physically unable to play for a minimum of seven days after that date of the injury can be placed on the Club's Injured Reserve List. Once a player is placed on the injured reserve, the Club may replace said player on its NHL roster with another player. All determinations that a player has suffered an injury warranting injured reserve status must be made by the Club's medical staff and in accordance with the Club's medical standards.
3. A player placed on Injured Reserve is ineligible to compete in NHL games for a period of not less than seven days from the date of injury.
4. Players on Injured Reserve may attend Club meetings and meals, travel with the Club and participate in practice sessions.
5. Players on Injured Reserve are prohibited from appearing in games, participating in pre-game warm-ups with their Clubs, or dressing in game uniforms on game days.

Regular Season Waivers

For purposes of Regular Waivers and Re-Entry Waivers, the five (5) year exemption for an 18 year old skater and the four (4) year exemption for a 19 year old skater shall both be reduced to three (3) years commencing the first season that the 18 or 19 year old skater plays in eleven (11) NHL Games or more. The next two (2) seasons, regardless of whether the skater plays any NHL Games in either season, shall count as the second and third years toward satisfying the exemption. For purposes of Regular Waivers and Re-Entry Waivers, the six (6) year exemption for an 18 year old goalie and the five (5) year exemption for a 19 year old goalie shall both be reduced to four (4) years commencing the first season that the 18 or 19 year old goalie plays in eleven (11) NHL Games or more. The next three (3) seasons, regardless of whether the goalie plays any NHL Games in any of those three (3) seasons, shall count as the next three (3) years toward satisfying the exemption.

The first season in which a Player who is age 20 or older plays in one (1) or more Professional Games shall constitute the first

year for calculating the number of years he is exempt from Regular Waivers and Re-Entry Waivers.

A Player 25 years old or older who plays in one (1) or more Professional Games in any season shall be exempt from Regular Waivers and Re-Entry Waivers for the remainder of that season.

TIE-BREAKING PROCEDURES (NHL BY-LAW 27.3)

At the conclusion of the regular Schedule of Championship Games the standing of the teams in each Conference shall be determined in accordance with the following priorities in the order listed:

1. First place in each of the three divisions seeded 1, 2 and 3.
2. The higher number of points earned by the Club.
3. The greater number of games won by the Club (excluding games won in the Shootout).
4. The higher number of points earned in games against each other among two or more Clubs having equal standing under priorities (b) and (c).
5. The greater differential between goals scored for and against by clubs having equal standing under priority (d).

HOCKEY OPERATIONS CRITICAL DATES

Sept. 9	Opening Day of Rookie Camp
Sept. 16	Opening Day of Training Camp for "50-Game Players". During the first five (5) days of Training Camp, no Player shall participate in more than three (3) hours of practice per day, including on and/or off-ice practice, and there shall be no more than one (1) practice session per day except, however, the first day of Training Camp may last up to five (5) hours for the purposes of photographs, medical examinations, and/or off-ice testing only. On Exhibition game days the three (3) hour rule shall not apply to Players playing in the Exhibition game.
Sept. 24	"Playing Season Waiver Period" begins per CBA Article 13.2
Oct. 2	18 and 19 year old unsigned draft choices claimed in fourth or subsequent rounds of the NHL Entry Draft and unclaimed unsigned players must be returned to their Junior clubs.
Oct. 4	Last day for a player to be placed on waivers in order to have him clear prior to the submission of Club's "Opening Day Playing Roster".
Oct. 5	Submission of "Opening Day Playing Roster" to Central Registry (3:00 p.m. ET); 18 and 19 year old unsigned draft choices claimed in the first three (3) rounds of the NHL Entry Draft must be returned to their Junior clubs.

Dec. 1	Deadline for signing Group 2 Free Agents (5:00 p.m. ET)	July 1	Restricted Free Agent/Unrestricted Free Agent Signing Period Begins; Unsigned Draft Choice Signing Period Begins.
Dec. 19-27	Holiday Roster Freeze in effect. For all players on an NHL active roster, injured reserve, or players with non-roster and injured non-roster status as of midnight, local time, December 19, a roster freeze shall apply through midnight local time December 27, with respect to waivers, trades and loans, subject to the exceptions provided for in CBA Article 16.10.	July 5	Deadline for Player-Elected Salary Arbitration Notification (5:00 p.m. ET); Commencement of time period for Second Club-Elected Salary Arbitration Notification (5:01 p.m. ET)
Dec. 24-25	No scheduled practices - dressing rooms closed	July 6	Deadline for Second Club-Elected Salary Arbitration Notification (5:00 p.m. ET)
Jan. 15	Deadline for recalling a Player assigned to a team in Belarus, Denmark, Finland, Germany, Norway, Slovakia, Sweden and the United Kingdom under Section 4 of the Player Transfer Agreements.	July 20 – Aug. 4	Salary arbitration hearings held
Jan. 26-30	NHL All-Star Break (no games played)	Aug. 6	Last Day for Issuance of Salary Arbitration Awards.
Jan. 26-29	No scheduled practices - dressing rooms closed	Aug. 25	An age 18 or 19 player who was eligible for all rounds of the current year's (2012) NHL Entry Draft but was not claimed may be signed to a SPC or invited to training camp on an NHL "Try-Out" form (5:00 p.m. ET).
Feb. 27	Trade deadline (3:00 p.m. ET); Clubs may increase their roster beyond the 23-man roster limit as of 12:01 a.m. for the remainder of the season. Each Club is allowed four (4) recalls after this date. Only those players recalled after this date may be returned to the minors.		
June 1	Deadline for making Bona Fide Offers to prior year's NHL Entry Draft picks (5:00 p.m. ET); Deadline for signing Unsigned Draft Choices (5:00 p.m. ET).		
TBA	First Buy-Out Period begins; Deadline for first Club-Elected Salary Arbitration notification (later of June 15 or 48 hours after the conclusion of the Stanley Cup Final, 5:00 p.m. ET);.		



2011-12 ON-ICE OFFICIALS

REFEREES

Name	Sweater #
AUGER, Stephane	15
*BANFIELD, David.	44
*BURCHELL, Darcy	42
*CHARRON, Frances	46
DEVORSKI, Paul	10
DWYER, Gord	19
FURLATT, Eric	27
HASENFRATZ, Mike	2
HEBERT, Ghislain	22
*HEBERT, Jean.	43
JACKSON, Dave.	8
JOANNETTE, Marc	25
KIMMERLY, Greg.	18
KOWAL, Tom.	32
KOZARI, Steve	40
L'ECUYER, Frederick.	17
LARUE, Dennis.	14
LEE, Chris	28
LEGGO, Mike	3
*LEMELIN, Mark.	41
MARTELL, Rob.	26
MCCAULEY, Wes	4
MEIER, Brad	34
MORTON, Dean.	36
O'HALLORAN, Dan	13
O'ROURKE, Dan.	9
PEEL, Tim	20
POCHMARA, Brian	16
POLLOCK, Kevin.	33
REHMAN, Kyle.	37
ROONEY, Chris	5
*SKILLITER, Graham.	48
ST. LAURENT, Francois	38
ST. PIERRE, Justin	12
SUTHERLAND, Kelly.	11
VAN MASSENHOVEN, Don	21
*VINNERBORG, Marcus.	45
WALKOM, Stephen	24
WALSH, Ian	29
WATSON, Brad	23

LINESMEN

Name	Sweater #
AMELL, Derek	75
BARTON, Steve	59
BRISEBOIS, David	96
CAMERON, Lonnie	74
CHAMPOUX, Pierre	67
CHERREY, Scott	50
CORMIER, Michel	76
CVIK, Mike	88
DEVORSKI, Greg	54
DRISCOLL, Scott.	68
GALLOWAY, Ryan	82
GIBBS, Darren	66
HENDERSON, Don	91
HEYER, Shane	55
KOVACHIK, Brad	71
LAZAROWICH, Brad.	86
MACH, Brian	78
*MacPHERSON, Matt	83
McELMAN, Andy	90
MILLER, Steve	89
MORIN, Jean.	97
MURPHY, Brian.	93
MURRAY, Jonny	95
NANSEN, Derek.	70
NELSON, Thor.	80
NOWAK, Tim	77
PANCICH, Bryan.	94
RACICOT, Pierre.	65
RODY, Vaughan	73
SCHACHTE, Dan	47
SERICOLO, Anthony	84
SHARRERS, Jay	57
SHEWCHYK, Mark.	92
WHEELER, Mark.	56

* = Minor League Referee

ROOT

ROOT
SPORTS™

WE ARE
**PASSION.
CONNECTION.
QUALITY.**



TV HOME

FOR COMPLETE TV SCHEDULE VISIT **ROOTSPORTS.com**



