



2009-10

EDMONTON OILERS MEDIA GUIDE



THIS IS
OIL COUNTRY



GIVE

vancouver 2010
OFFICIAL SUPPLIER
FOURNISSEUR OFFICIEL



In this country there's a word for getting things done. It means we don't give up.
And we don't give in. Here's to the athletes who know it, and all Canadians who show it.
Molson Canadian is proud to be the official beer supplier of the 2010 Winter Games.



EDMONTON OILERS

TABLE OF CONTENTS

THE MANAGEMENT

Oilers Directory	3-4
Daryl A. Katz - Owner & Governor	5
Patrick LaForge - President & Chief Executive Officer	6
Kevin Lowe - President of Hockey Operations	8
Steve Tambellini - General Manager	10
Kevin Prendergast - Assistant General Manager & Vice-President, Hockey Operations	12
Ricky Olczyk - Assistant General Manager & Director of Hockey Operations/Legal Affairs	13
Pat Quinn - Head Coach	14
Tom Renny - Associate Coach	16-17
Kelly Buchberger - Assistant Coach	18
Wayne Fleming - Assistant Coach	19
Hockey Operations Staff	20-21
Training Staff	22-26
Oilers Staff	27-33
Edmonton Oilers Community Foundation	34-37
Molson Cup	38

PLAYER PROFILES

Gilbert Brule	40
Andrew Coglianò	42
Mike Comrie	44
Jeff Deslauries	46
Sam Gagner	48
Tom Gilbert	50
Denis Grebeshkov	52
Ales Hemesky	54
Shawn Horcoff	56
Jean-François Jacques	58
Nikolai Khabibulin	60
Steve MacIntyre	62
Ethan Moreau	64
Robert Nilsson	66
Patrick O'Sullivan	68
Dustin Penner	70
Fernando Pisani	72
Marc Pouliot	74
Liam Reddix	76
Ladislav Smid	78
Sheldon Souray	80
Steve Staios	82
Zack Stortini	84
Jason Strudwick	86
Lubomir Visnovsky	88

In The System	90-99
2009-2010 Roster	100-101

2008-2009 In Review

THE NHL IN REVIEW

Final Standings	102
Award Winners	102
Scoring Leaders	103
Goaltending Leaders	103
All-Star Teams	104
Entry Draft	104
Oilers Season Openers	104

OILERS IN REVIEW

Final Scoring Statistics	105
Real Time Scoring Statistics	106
Oilers Home Openers	106
Game Results	107-108
Oilers Team Captains	108
Oilers vs Opposition	109
Record vs Divisions	109
Monthly Record	109
Individual Statistics vs Opposition	110-167

THE OILERS RECORD BOOK

Year-by-Year Record	168
Yearly Home Record	168
Yearly Road Record	169
Sweater Retirement Games	169
Career Record vs Opposition	170
Monthly Regular Season Record	171
Daily Regular Season Record	172
Man Games Lost Due to Injury by Season	172
Record in Afternoon Games	173
Home Afternoon Games	173
Overtime Record Year-by-Year	174
Overtime Record vs Opposition	174
Oilers Shootout Record	175
Oilers Shootout Results	176
Individual Career Shootout Statistics	177
Oilers Year-By-Year Special Teams	178
NHL All-Star Team Selections	179
Oilers in the NHL All-Star Game	179
NHL Award Winners	179
All-Time Oilers Award Winners	180
All-Time Oilers Molson Cup Winners	180

Entry Draft Selections Year-by-Year	181-185
Oilers All-Time Sweater Numbers	186-187
Oilers Career Scoring Leaders	188
Oilers All-Time NHL Roster	189-194
Oilers All-Time Leaders	195
Oilers 100-or-More Point Seasons	195
Oilers Yearly Leaders	196-200
Oilers Rookie Records	201
Multiple Point Games	202
Oilers 20 Goal Seasons By Player	204
Oilers 20 Goal Seasons By Season	205
Oilers 20 Goal Seasons	206-207
Oilers Three-or-More Goal Games	208
Active Oilers Three-or-More Goal Games	208
Oilers All-Time Three-or-More Goal Games	209-212
All-Time Regular Season Goaltending Records	213
Oilers Career Goaltending Leaders	214
Oilers Yearly Goaltending Leaders	215-218
Oilers All-Time Shutouts	219-220
All-Time Shutouts Versus Oilers	221-222
Penalty Shots	223
Oilers Year-by-Year Results and Statistics	224-252
Oilers All-Time Pre-Season Record	253
Oilers NHL Firsts	254
Opponents Firsts vs Oilers	254
NHL Individual Records Held by Oilers	255-256
NHL Team Records Held or Co-Held by Oilers	257
Individual Records	257-264
Team Records	265-272

STANLEY CUP PLAYOFFS

Yearly Playoff Records	273
Stanley Cup Final Record	273
All-Time Results	274-280
Career Playoff Scoring	281
All-Time Playoff Three-or-More Goal Games	282
All-Time Playoff Goal Scoring Breakdown	283
Career Goaltending Statistics	283
Playoff Firsts	284
Individual Playoff Records	285-290
Team Playoff Records	290-297

OILERS AFFILIATES

Springfield Falcons	298
2008-09 Springfield Falcons Final Scoring	299
Stockton Thunder	300
2008-09 Stockton Thunder Final Scoring	301
2008-09 AHL Final Standings	302
2008-09 ECHL Final Standings	302
Oilers Yearly Affiliates	303
All-Time Oilers Affiliates Records	304-305
Media Information	306
Media Guidelines	307
NHL Public Relations Directory	308
2009-10 NHL Directory	309
2009-10 NHL Officials	310
2009-10 NHL Critical Dates	311-312
NHL How To Figure	313
Hockey Operations	314-316
Oilers Schedule	319



Published by THE EDMONTON OILERS HOCKEY CLUB

Editors: J.J. Hebert & Rob Thomas

Associate Editor: Patrick Garland

Photography: Andy Devlin, LA MEDIA Photography & Design

Statistical Assistance provided by Dan Diamond and Associates

Bob Waterman, Elias Sports Bureau

Training Camp Hair Styling:

Shannon Dupuis, Sublime Hair, Edmonton, Alberta

Printed by RR Donnelley

All Contents Herein Copyright © 2009

MAILING ADDRESS:

Edmonton Oilers Hockey Club
11230 – 110 Street
Edmonton, AB T5G 3H7
Phone: 780-414-GOAL(4625)
Fax: 780-409-5890

SHIPPING/COURIER ADDRESS

Edmonton Oilers Hockey Club
11230 – 110 Street
Edmonton, AB T5G 3H7
Press Box Phone: 780-409-3780
Media Lounge Phone: 780-409-3778
Website: www.edmontonoilers.com

Owner	Daryl A. Katz (Rexall Sports Corp)
Governor	Daryl A. Katz
Alternate Governors	Patrick LaForge, Kevin Lowe
President & Chief Executive Officer	Patrick LaForge
President of Hockey Operations	Kevin Lowe
Executive Assistant to the Hockey President	Connie Hadden
Executive Vice President, Commercial Operations	Stew MacDonald
Vice-President of Finance and CFO	Darryl Boessenkool
Executive Assistant to the President	Karen Berry
Executive Assistant to the CFO	Bobbie-Jo Dawe
Security	Michael Fluker

HOCKEY OPERATIONS

General Manager	Steve Tambellini
Assistant General Manager & Vice-President, Hockey Operations	Kevin Prendergast
Assistant General Manager & Director of Hockey Operations/Legal Affairs	Ricky Olczyk
Head Coach	Pat Quinn
Associate Coach	Tom Renney
Assistant Coach	Kelly Buchberger
Assistant Coach	Wayne Fleming
Goaltending Coach	Frederic Chabot
Video Coordinator	Myles Fee
Director of Player Development	Mike Sillinger
Skating & Skills Coach	Steve Serdachny
Fitness Consultant	Simon Bennett
Director of Research, Analysis and Software Development	Sean Draper
Coordinator of Hockey Operations	James McGregor
Head Amateur Scout	Stu MacGregor
Head Pro Scout	Morey Gare
Amateur Scouts	Bob Brown, Bill Dandy, Brad Davis, Kent Hawley, Chris McCarthy, Mike Peluso
Pro Scouts	Michael Abbamont, Dave Semenko
European Scouts	Frank Musil, Kent Nilsson
Family Liaison	Jill Metz

MEDICAL AND TRAINING STAFF

Head Medical Trainer	Ken Lowe
Head Equipment Manager	Barrie Stafford
Assistant Medical Trainer	Chris Davie
Equipment Manager	Lyle Kulchisky
Equipment Manager	Jeff Lang
Massage Therapist	Steve Lines
Team Medical Chief of Staff	Dr. David C. Reid
Team Physicians	Dr. John Clarke, Dr. Dhiren Naidu
Team Dermatologist	Dr. Don Groot
Team Dentists	Dr. Ben Eastwood, Dr. Tony Sneazwell
Fitness Consultant	Dr. Gordon Bell
Physical Therapy Consultant	Dr. Dave Magee
Team Optometrist	Dr. Brent Saik

COMMUNICATIONS & BROADCAST

Vice President, Communications & Broadcast	Allan Watt
Director, Communications & Media Relations	J.J. Hebert
Director of Broadcast	Don Metz
Manager, Communications & Team Services	Patrick Garland
Coordinator, Communications & Media Relations	Rob Thomas

FINANCE & ADMINISTRATION

Senior Director, Business Development	Jason Quilley
Human Resource Manager	Tandy Kustiak
Director, Facilities Operations & GM Telus Field	Craig Tkachuk
Director of Administration & General Counsel	Keely Brown
Manager of Administrative Services	Sherry Smith
Controller	Zeina Charara
Assistant Controller	Zeshan Qureshi
Accountant	Christine Marceau
Accounting Coordinator	Jamie Schenknecht

Payroll Manager	Shawna Quigley
Payroll Coordinator	Corinne Amyotte
Director, IT	Alfred Ng
Manager, IT Services	Rod Pruden
Infrastructure Administrator	Kevin Flemming
Senior Business Analyst	Sharon Lyseng
Business Analyst	Jason Lee
Manager, Ticket Operations	Gavin Morton
Supervisor, Ticket Operations	Travis Nielsen
Facilities Coordinator	Gilbert da Silva
Receptionists	Sandy Langley, Macy Beley

CORPORATE PARTNERSHIPS

Vice President, Sales	Brad MacGregor
Directors, Corporate Partnerships	Lisa Munro, Martha Henderson, Daryl Zelinski
Manager, Executive Suites	Bob Haromy
Manager, Corporate Partnerships	Abe Hajar
Manager, Events	Kathy Grozic
Partner Activation Specialists	Angie Zander, Matt McPhee, David Reyner, Kendra Morton, Stephen Rausch, Sara Ripko, Greg Atkins
Event Coordinator	Jody Young, Dallas Fidierchuk
Manager, Digital Media Sales	Jessica Butts

TICKET SALES & CUSTOMER RELATIONS

Director, Ticket Sales and Customer Relationships	Scott Murray
Manager, Customer Relationships	Carmen Day
Ticket Event Administrator	Lindsay Gilbert
Ticket Account Executive	John Sutherland, Ryan Fengstad, Brent Frew, Julian Solberg, Don Robinson, David Benson, Field Pieterse, Conrad Langier, Erik Hapke, Kevin Radomski, Derek Wold
Customer Experience Representative	Dianne Kalita, Tyson Lazaruk, Michela Mantle, Brynn Trainberg, Mark Wells, Keenyn Bijou
Supervisor, Ticket Services	Curtis Griffith, Julian Solberg
Sr. Customer Services Representative	Paul Reid

MARKETING

Vice President, Oilers Brand	Pat McLaughlin
Manager, Marketing	Christine Dmytryshyn
Manager, Digital Media	Marc Ciampa
Digital Media Specialist	Jen Sharpe
Digital Media Producer	Steve Taylor
Digital Media Assistant	Nyki Scheuerman
Marketing Specialist	Debbie George
Marketing Coordinator	Avery Grbavac
Manager, Corporate Communications	Jessica McPhee
Manager, Fan & Community Development	Trevor Murphy
Fan & Community Development Coordinator	Janine Forsey
Graphic Designer	Joey Angeles
Game Night Supervisor	Trish Millard
Game Night Director	Derek Dawley
Team Photographer	Andy Devlin

EDMONTON OILERS COMMUNITY FOUNDATION

Executive Director, Edmonton Oilers Community Foundation	Natalie Minckler
Community Partnership Coordinator	Amanda Weir
Grant & Fund Development Coordinator	Lindsay Dvornik
Fan Development Assistant	Cheryl Thomas
ICE School Program Coordinator	Sandy VanRiper
Online Auction Coordinator	Dwain Tomkow

REXALL PLACE

Opened	November 10, 1974
Capacity	16,839
Location of Bill Tuele Press Box	East Side at top (Radio/TV) West Side at top (Media)
Dimensions of Rink	200 feet by 85 feet
Ends of Rink	Herculite extends above boards around rink with netting atop end boards.

TEAM INFORMATION

Team Founded	1972 (WHA), 1979-80 (NHL)
Team Uniforms	Home: Base Colour Midnight Blue, trimmed with white, metallic copper and red. Road: Base Colour White, trimmed with midnight blue, metallic copper and red.
Training Camp Site	Rexall Place; Edmonton, Alberta
Rookie Camp Site	Rexall Place; Edmonton, Alberta
Television Outlets	Sportsnet, CBXT TV & TSN
Radio Flagship Station	630 CHED (AM); Rod Phillips (Play-by-play) & Bob Stauffer (Colour)

DARYL A. KATZ



On July 2nd, 2008 a new era began for the Edmonton Oilers with the passing of the ownership torch from the Edmonton Investors Group (EIG) to Daryl Katz. For Mr. Katz, who was born in Edmonton in 1961 and grew up watching the Oilers teams of the 1980s and 1990s, being introduced as the team's owner was a "dream come true". Entering his second season with the team, he is focused on building on the legacy of strong local ownership in Edmonton and bringing the Stanley Cup back to northern Alberta.

Born and raised in Edmonton, Mr. Katz graduated from the University of Alberta's Faculty of Law in 1985. In 1990, he founded the Katz Group, which today is one of Canada's largest privately owned companies and

among the largest chain drug store companies in North America.

The Katz Group's network includes more than 1,800 pharmacies under the brands Rexall Drugstores, Pharma Plus Drugmarts, Medicine Shoppe Pharmacies, Guardian, IDA and Herbies/Payless in Canada and Snyders Drugstores in the United States. Collectively, Katz Group pharmacies employ more than 15,000 people in Canada and the United States.

In October 2007, Mr. Katz was named a member of the Alberta Investment Management Corporation's inaugural board of directors. AIMCo is one of the largest and most sophisticated investment managers in the country, with more than \$70 billion in assets held in a number of funds invested globally across diverse asset classes.

With a wide range of charitable activities, Mr. Katz is recognized as a leading philanthropist in Edmonton and beyond. In 2003, he was appointed to the Premier's Council of Alberta's Promise, an organization dedicated to improving the lives of Alberta's children and youth. He is also a member of the Canadian Council of Chief Executives and is Co-Chair of the University of Alberta's "Campaign 2008" – the largest fundraising campaign in the university's history.

PATRICK LAFORGE



The Edmonton Oilers Hockey Club has enjoyed a remarkable history during 31 years in the National Hockey League, and Patrick LaForge has been a major contributing force, leading and creating much of the Oilers excitement since joining the team as President and CEO in July of 2000.

He brought to the Oilers decades of experience with leading sports and entertainment organizations in the areas of professional and major junior hockey, alpine ski racing, auto racing, horse racing and professional rodeo and his tenure with the team has seen many significant highlights.

Born in Lac la Biche, Alberta and raised in Edmonton, Patrick enjoyed a lengthy business career prior to joining the Oilers. He held the positions of Vice

President International Marketing, Molson Breweries of Canada; President and CEO of Alpine Canada and served on the Executive Board of the Canadian Olympic Committee.

Patrick initiated the idea, was the creative force and stewarded **The Heritage Classic**, the first regular season outdoor NHL game, played on November 22, 2003. More than 57,000 hockey fans braved the bone-chilling elements in Edmonton that day to watch the Montreal Canadiens play the Edmonton Oilers. The game was preceded by the greatest NHL Alumni Game which featured Wayne Gretzky, Mark Messier, Guy Lafleur and Larry Robinson joining other Oilers and Canadiens Hockey Hall of Fame members and alumni at Commonwealth Stadium. **The Heritage Classic** event on that day spawned the **NHL Winter Classic** which has evolved as hockey's greatest one day spectacle.

His time as Oilers President and CEO has seen the launch of the first public lottery for an NHL Canadian team and the creation and growth of the **Edmonton Oilers Community Foundation**, which since its inception in 2001 has annually gifted over 1-million dollars to needy charities in Oil Country. He brought the American Hockey League Edmonton Road Runners to Edmonton for the 2004-05 season and following that secured the return of one of the most famous names in Canadian Junior hockey to Edmonton when the Western Hockey League Edmonton Oil Kings returned to the Alberta Capital in 2007.

The successful return of the Oil Kings was followed in 2009 by the Oilers purchase of the Edmonton Capitals Baseball team (Golden Baseball League) and the rejuvenation of Edmonton's river valley baseball park by the Oilers organization for Capitals baseball and the staging of live concerts at TELUS field.

As President and CEO Patrick LaForge is responsible for growing the financial viability of the Oilers, Oil Kings and Capitals and building quality relationships with their fans, sponsors and customers. He is equally as proud of the fact that the Edmonton Oilers Commercial Operation team has rallied fan support in the Oil Country region resulting in 155 consecutive sellouts as the 2009-10 Oilers NHL season begins.

He is currently an Alternate Governor for the Oilers, and a Governor and member of the Executive Committee of the Western Hockey League, and Governor of the Golden Baseball League. Patrick is Past Chairman of the Board, Edmonton Chamber of Commerce, is also on the Advisory Board of the Edmonton Amateur Sports Council and is a Rotarian. He was selected as **Top 50 most influential Person in Alberta 2008** by Alberta Venture Magazine and was also the recipient of the **Consumer Choice Award as Edmonton Business Person of the year, 2008**.

Patrick LaForge is a graduate of the Northern Alberta Institute of Technology (NAIT), attended the University of Western Ontario, School of Business and completed the Executive Management Program at the University of Michigan.

Away from the workplace Patrick is a husband and father who enjoys golf, fishing and travel.

KEVIN LOWE



After serving as General Manager of the Edmonton Oilers for eight seasons, Kevin Lowe was promoted to the position of President of Hockey Operations on July 31, 2008. Lowe's promotion was part of a restructuring of the team's Hockey Operations department.

Lowe has been instrumental in the renewed success of the team both on and off the ice and will continue to work towards the continued success of the franchise in his new role. He has become one of the National Hockey League's top executives, helping to build one of the outstanding franchises in the League.

A new era in Oilers' history was ushered in when Lowe was named to the position of General Manager on

June 9, 2000. With the announcement, the first-ever draft pick in Oilers' history replaced Glen Sather, who held the position since June of 1979. Lowe's appointment came a year after he was named head coach of the Oilers on June 18, 1999.

It took the popular Lowe only three seasons from his retirement from the game as a player to make his way to the position of General Manager. After a brilliant playing career in the National Hockey League with the Edmonton Oilers and New York Rangers, Lowe announced his retirement from the game on July 30, 1998 and joined the coaching ranks as he served as an assistant coach with Ron Low's Edmonton staff in 1998-99.

The 1999-00 season saw Lowe become the seventh head coach in Oilers history. In his lone season behind the Edmonton bench, Lowe guided the Oilers to a second place finish in the Northwest Division with a 32-26-16-8 record, only eight points behind the first place Colorado Avalanche, and a berth in the Stanley Cup Playoffs.

Lowe's expertise has also translated into success for Team Canada on the international stage. On November 8, 2000, Lowe was named as Assistant Executive Director of Canada Olympic Hockey for the 2002 Winter Olympic Games in Salt Lake City, Utah. Working with former teammate Wayne Gretzky, Team Canada's Executive Director, head coach Pat Quinn and Director of Player Personnel, Steve Tambellini, Lowe helped put together a team of NHL players that won the Olympic gold medal for Canada for the first time in 50 years. A 5-2 victory over the United States in the gold medal final on February 24, 2002 saw Team Canada become the first Canadian squad to win Olympic gold since the Edmonton Waterloo Mercurys won at Oslo, Norway in 1952. He reprised that role with Team Canada at the 2006 Winter Olympics in Turin, Italy and was a member of Team Canada's management team that put together the gold medal winning roster at the 2004

World Cup of Hockey. Lowe will once again represent his country as he was named Associate Director for the Canada Men's Olympic Hockey Team, which will participate in the 2010 Winter Olympic Games in Vancouver, British Columbia.

Lowe was the Oilers' first-ever draft pick when he was selected 21st overall in the 1979 NHL Amateur Draft on August 9, 1979. During 19 seasons in the NHL, including 15 as an Oiler, Lowe played in 1,254 regular season games and 214 playoff games, winning six Stanley Cup championships. The first five Cup championships came with Edmonton as he was a member of each of the Oilers' titles in 1984, 1985, 1987, 1988 and 1990 and was followed by a sixth with the New York Rangers in 1994. In his 15 seasons with Edmonton, the Oilers never failed to qualify for the Stanley Cup Playoffs with Lowe in the lineup. In fact, Lowe only missed post-season play once in his 19-year career as New York missed the 1992-93 playoffs during his first season in Manhattan.

Besides being the first draft choice in Oilers' history, Lowe also scored the first goal in team history as he beat Tony Esposito at 9:49 of the first period in Edmonton's first NHL game on October 10, 1979 at Chicago Stadium. The goal launched a career that saw him play for 19 seasons without spending a day in the minors. That goal was also assisted by Wayne Gretzky, marking the "Great One's" first ever point in the NHL.

Lowe holds the Oilers' record for most games played in both the regular season (1,037) and playoffs (172) and is one of only 38 players in NHL history to have played in 1,000 games with one franchise. His 1,254 career NHL games ranks him 47th on the league's all-time list. He also ranks among Edmonton's all-time leaders as he is seventh in assists (309), ninth in points (383) and third in penalty minutes (1,236).

He became the sixth captain in Oilers' history in 1990-91, fulfilling the promise of his junior career that saw him named the only Anglo-Canadian captain of the Quebec Remparts.

On the international stage he represented Canada at the 1982 World Championship and was a member of Team Canada that won the 1984 Canada Cup. He also played in seven NHL All-Star Games (1984-86, 1988-90, 1993).

Off the ice, he was no less a leader. In 1990, Lowe became the only player to win the King Clancy Memorial Trophy and the Budweiser/NHL Man of the Year Award in the same season. Both awards are presented for leadership qualities and humanitarian contributions. He was also the Oilers' nominee for the Bill Masterton Memorial Trophy that season. His work with the Edmonton Christmas Bureau has set the standard for the Oilers' commitment to community involvement. He was the Honorary Chair from 1982-83 to 1991-92 and Honorary Co-Chair from 2005 to present.

Kevin is also on the Board of Trustees for Waterkeeper Alliance and is the Founder of Tee Up For Tots Golf Tournament. Along with Sam Abouhassan, they have raised more than \$5-million for the Stollery Children's Hospital over the past 10 years.

Lowe and his wife Karen, a two-time Olympic alpine skiing bronze medal winner for Canada at the 1988 Winter Olympics in Calgary, have three daughters - Devyn, Darby and Karly - and a son, Keegan. Both Kevin and Karen are Honorary Spokespeople for the Zebra Society.

STEVE TAMBELLINI



One of the newest members of the Oilers Hockey Management Team brings a successful hockey background to the organization. Named Edmonton's fourth General Manager on July 31, 2008, Steve Tambellini succeeds Kevin Lowe as GM following Lowe's promotion to President of Hockey Operations.

Tambellini joined the Oilers after 17 seasons as a member of the Vancouver Canucks management team. The 50-year-old native of Trail, British Columbia served as the Canucks' Vice President and Assistant General Manager for three seasons (2005-06 to 2007-08). In his role with the Canucks, Tambellini was involved in all aspects of the team's hockey

operations including contract negotiations, scouting and minor league affiliates.

During his tenure with Vancouver, which began in 1990-91, he served in a number of positions within the organization. He was the Vice-President of Business Operations for several seasons before being appointed the Senior Vice President of Hockey Operations for the 1997-98 season. In August 1998 he was named the Vice President of Player Personnel and served in that role until being named Vice President and Assistant General Manager in June 2004.

With Vancouver Tambellini helped guide the Canucks to five consecutive seasons of 40-or-more victories from 2001-02 to 2006-07. The 2006-07 season saw the Canucks produce the best season in franchise history with a 49-26-7 record, establishing single-season records for wins (49) and points (105) on their way to the Northwest Division championship.

Tambellini and Lowe have previously worked together as members of Team Canada's management team, helping lead Canada to success on the international stage. As Director of Player Personnel, Tambellini helped put together the roster that won the gold medal at the 2002 Winter Olympics in Salt Lake City, Utah and was also a member of the management team for Team Canada's gold medal triumph at the 2004 World Cup of Hockey. He also served as the General Manager of Team Canada at the 2003 and 2005 IIHF World Hockey Championship, winning the gold medal in Finland in 2003 and silver in 2005.

Inducted into the B.C. Hockey Hall of Fame in 2004, Tambellini played 10 seasons in the NHL after being selected 15th overall in the 1978 NHL Amateur Draft by the New York Islanders. A member of New York's 1980 Stanley Cup championship team, the centre

played 553 career NHL games with five NHL teams between 1978-79 and 1987-88. After scoring his first NHL goal with the Islanders in 1979-80, he went on to score 160 goals and 150 assists for 310 career points with 105 penalty minutes with New York, the Colorado Rockies, New Jersey Devils, Calgary Flames and Vancouver Canucks.


Tambellini's hockey roots run deep with Team Canada. Prior to working as a member of the management staff for Team Canada, he represented his country three times in international play. He won a bronze medal with the 1978 Canadian National Junior Team and finished fourth at both the 1981 IIHF World Hockey Championship and the 1988 Winter Olympics in Calgary, Alberta.

Steve's father, Addie, was a member of the 1961 World Champion Trail Smoke Eaters, while his son, Jeff, won a silver medal for Canada at the 2004 IIHF World Junior Championship. Jeff was selected 27th overall by the Los Angeles Kings in the 2003 NHL Entry Draft.

Besides his outstanding hockey resume, Tambellini has also been a contributor to the Canucks' off-ice activities. He served as the President of the Canucks for Kids Fund for 12 seasons and was awarded the B.C. Humanitarian of the Year Award by the B.C. Hockey Hall of Fame in 2006. He was also awarded the Jake Milford Plaque in 2004 for his significant and lasting contributions to hockey in his home province of British Columbia.

Steve and his wife, Denise, reside in Edmonton with their daughter, Trish and son, Adam.

KEVIN PRENDERGAST



Kevin Prendergast enters the 2009-10 season, his 27th in professional hockey, as the team's Assistant General Manager and Vice President, Hockey Operations.

Now in his 20th season with the Oilers since joining the organization in 1990-91, Prendergast had served as Vice President of Hockey Operations for nine seasons from 1999-00 to 2006-07.

Working closely with Kevin Lowe, the President of Hockey Operations, and General Manager Steve Tambellini, Prendergast continues to oversee the Oilers' pro and amateur scouting staffs, coordinating coverage of the NHL, AHL and ECHL as well as the major junior teams of the Canadian Hockey League, the U.S. collegiate and high school ranks and the European

leagues. He also coordinates the Oilers' annual training camp.

Prendergast serves as the Oilers' representative on the American Hockey League's board of governors and serves as the Director of Player Personnel for both the Springfield Falcons (AHL) and Stockton Thunder (ECHL).

The 58-year-old native of Verdun, Quebec joined the Oilers following seven seasons working with NHL Central Scouting as the Assistant Director of Scouting. From 1983-84 to 1989-90 he was responsible for all scouting assignments and scheduling while also scouting the three major junior hockey leagues. In 1985-86 he also worked with the Canadian National Team in preparation for the 1988 Winter Olympic Games in Calgary.

Graduating from Saint Mary's University in Halifax, Nova Scotia with a Bachelor of Arts degree in 1978, he quarterbacked the Huskies football team to three consecutive Atlantic Universities Athletic Association conference championships from 1975 to 1977. He also played one season with the Verdun Maple Leafs of the Quebec Major Junior Hockey League and was the leading scorer for the Dawson College Blues of Montreal for two consecutive seasons before attending Saint Mary's University.

Kevin and his wife Bridget reside in Sherwood Park with their daughter Britt and son Matthew.

RICKY OLCZYK



Ricky Olczyk is in his third season with the Oilers and second as the team's Assistant General Manager & Director of Hockey Operations/Legal Affairs. The 39-year-old native of Chicago, Illinois was promoted to the new position on August 8, 2008 after serving as the Oilers' Director of Hockey Administration and Legal Affairs during the 2007-08 season.


As a member of the Oilers Hockey Management Team, Olczyk works closely with Kevin Lowe, Steve Tambellini and Kevin Prendergast on various hockey operations duties, including player contracts, negotiations and NHL Collective Bargaining Agreement issues. He also works in conjunction with the NHL on the team's regular season schedule.

The younger brother of former NHL forward Ed Olczyk, he joined the Oilers on June 22, 2007 from the private sector, where he ran his own legal consulting firm in Chicago for six seasons.

Born and raised in Chicago, Olczyk played four seasons of NCAA Division I hockey at Brown University between 1988-89 and 1991-92 and served as the Bears' captain during his senior season. He was named to the Academic All-Ivy Team in 1991-92. Olczyk was also the captain of the United States Under-17 National Team that won the silver medal at the 1986 World Cup in Chicago.

A 1996 graduate of Cornell Law School, Olczyk was admitted to the Arizona Bar in 1996 and worked two years with a law firm in Phoenix. He also spent two seasons with the NHLPA before opening his own legal consulting firm in Chicago.

PAT QUINN



May 26, 2009 marked a new era for the Edmonton Oilers when Pat Quinn was named Head Coach.

On a team that is primarily built on youth with a solid mix of veterans, the Oilers are looking forward to Quinn's experience of 1,300-plus games. He last coached in the National Hockey League with the Toronto Maple Leafs from the 1998-99 season through to the 2005-06 season. In that span Quinn had a 300-196-52-26 record, good enough to lead the Leafs to the playoffs in six of his seven seasons including two conference final appearances. He also served as the team's General Manager from 1999-2000 to 2002-03. Quinn joined Punch Imlach and Conn Smythe as being the only three people in the history of the Leafs to hold the dual role of Head Coach and GM.

Prior to joining the Toronto Maple Leafs organization in June, 1998, Quinn spent the previous eleven seasons at the helm of the Vancouver Canucks. When Quinn joined the Canucks as President and General Manager in 1987, he inherited a club that had endured eleven consecutive losing seasons. Quinn added the head coaching duties to his title on January 31, 1991 and led the team to single-season records for wins (46), and points (101) in 1992-93. Quinn led the Canucks to the Stanley Cup finals in 1994.

Quinn also coached in Philadelphia from 1978 to 1982 and in Los Angeles from 1984 to 1987. In 1979-80, his Flyers were the league's top team (48-12-20) and posted an NHL record 35 game undefeated streak which still stands today. After leaving Philadelphia, he earned his law degree from Widener University, Delaware School of Law.

Quinn's career NHL coaching record (regular season through 2005-06) is 657-481-154-26, with a winning percentage of .569. He is currently 5th in all-time regular season coaching wins in the NHL.

As Head Coach, Quinn's teams have advanced to the Stanley Cup Finals twice: in 1980 (Philadelphia Flyers) and in 1994 (Vancouver Canucks).

Quinn has been awarded the Jack Adams Award as the NHL's Coach-of-the-Year twice; in 1991-92 with Vancouver and 1979-80 with the Philadelphia Flyers. Quinn was named runner-up for the award in 1998-99. In addition to NHL Coach of the Year honours in 1979-80 with the Flyers, Quinn was named 'The Hockey News' Coach of the Year in 1992 and 1980, and 'The Hockey News' Executive of the Year in 1992. Quinn was also named 'The Sporting News' Coach of the Year in 1992 and 1980. Quinn is one

of only four coaches (Scotty Bowman, Pat Burns, Jacques Lemaire) in league history to win the Jack Adams award with two different teams.

Quinn has been selected as head coach for the NHL All-Star game on four occasions (2004, 2002, 2000, 1981).

Internationally, Quinn has had tremendous success. He led Team Canada to their first gold medal since 1952 when they defeated Team USA 5-2 at the 2002 Olympic Winter Games in Salt Lake City, Utah. Two years later, in 2004, Quinn coached Team Canada to victory in the 2004 World Cup with a perfect 6-0 record, capped off by a 3-2 victory over Finland in the final. Looking to defend their 2002 Olympic gold medal, Hockey Canada chose Quinn once again to coach Team Canada at the 2006 Winter Olympics in Turin. Despite high expectations, Canada went 3-2 through the preliminary round, losing to Switzerland and Finland, both by 2-0 shutouts, then lost to Russia, again by a 2-0 score, in the quarter-finals.

In 2006, he coached Team Canada in the Spengler Cup, where they made it to the finals against HC Davos but fell 3-2. Two years later, Quinn turned to junior hockey, serving as Head Coach for Team Canada in the 2008 IIHF World U18 Championship. He led Canada to the finals against Russia, taking the title by an 8-0 score. With established success at the junior international level, Quinn was chosen to coach the Canadian under-20 team for the 2009 World Junior Championships as the host country in Ottawa. He led Canada to an undefeated record in tournament play and a fifth consecutive gold medal, defeating Sweden 5-1 in the final.

In 606 career NHL games as a player from 1968-69 to 1976-77, Quinn scored 18 goals and collected 113 assists for 131 points with 950 minutes in penalties. He played with the Toronto Maple Leafs (1968-70), the Vancouver Canucks (1970-71) and the Atlanta Flames (1971-76).

Pat and his wife Sandra have two daughters Valerie and Kalli. He also has a law degree from Widener University, Delaware School of Law.

Edmonton Oilers Coaching Records 1979-80 to 2008-09

COACH	REGULAR SEASON					PLAYOFFS				SEASONS
	GC	W	L	O/T	PCT.	GC	W	L	PCT.	
Glen Sather	842	464	268	119	.616	126	89	37	.706	1979-80 to 1988-89 and 1993-94
Bryan Watson	18	4	9	5	.361	—	—	—	—	1980-81*
John Muckler	160	75	65	20	.531	40	25	15	.625	1989-90 to 1990-91
Ted Green	188	65	102	21	.402	16	8	8	.500	1991-92 to 1993-94+
George Burnett	35	12	20	3	.386	—	—	—	—	1994-95@
Ron Low	341	139	162	40	.466	28	10	18	.357	1994-95 to 1998-99%
Kevin Lowe	82	32	34	16	.488	5	1	4	.200	1999-00
Craig MacTavish	656	301	252	103	.537	36	19	17	.528	2000-01 to 2003-04 2005-06 to 2008-09

* Coached first 18 games of 1980-81 season.

+ Coached first 24 games of 1993-94 season.

@ Coached first 35 games of 1994-95 season. Relieved of head coaching duties on April 6, 1995.

% Appointed head coach on April 6, 1995.

TOM RENNEY



Tom Renney brings a brand of hockey to Oil Country that emphasizes hard work and disciplined play. Named Associate Coach on May 26, 2009 (along with Head Coach, Pat Quinn), the Cranbrook, British Columbia native joins his third National Hockey League team as a coach.

Renney spent the previous nine seasons with the New York Rangers, the last four as their Head Coach. After being named the 33rd head coach in franchise history on July 6, 2004, Renney led the Rangers to 40-or-more wins in three consecutive seasons, a feat last accomplished by the club in 1974. Over the course of 327 games he guided the Rangers to a 164-117-0-46 record including three straight post-season appearances from 2005-08.

Renney was appointed as the Rangers interim Head Coach on February 25, 2004 after beginning the 2003-04 season as an Assistant Coach. He was originally named to the coaching staff on July 21, 2003.

He spent his first two seasons with New York as Director of Player Personnel, where he oversaw all facets of the team's amateur scouting operation, while assisting with the professional scouting department. He was promoted to Vice President, Player Development on June 21, 2002. In that position, he oversaw all facets of the team's amateur scouting operations, while also assisting with the professional scouting process and player development within the organization. During this time, Renney was influential in the drafting of several current Rangers' impact players and top prospects.

Renney's coaching experience spans 15 years and includes several accolades. He began his tenure behind the bench with the Kamloops Blazers of the Western Hockey League and immediately established himself as one of the league's best. In two seasons with the Blazers, Renney led the club to consecutive WHL titles, along with a Memorial Cup championship as the Canadian Hockey League's top team. His Kamloops clubs compiled a sparkling 101-37-6 record for .714 winning percentage, which ranks as the all-time highest winning mark in CHL history.

Following his noteworthy junior career, Renney joined Hockey Canada in 1993, where he was quick to find success as well. After being appointed Head Coach of the Team Canada in August, 1993, he guided the club to a silver medal finish at the 1994 Winter Olympics in Lillehammer, Norway. In total, Renney has coached in 10 world

championship competitions, capturing three gold medals, three silver medals and two bronze.

Most recently, Renney has served his country on Team Canada's coaching staff at the 2004 and 2005 World Championship. At the 2004 tournament in Czech Republic, he helped guide the team to Canada's second consecutive gold medal at the prestigious tournament. In 2005, Renney and Team Canada once again appeared in the World Championship's final game, but were left with the silver medal after falling to the Czech Republic.

In addition to his extensive career with Hockey Canada, Renney served as Head Coach of the Vancouver Canucks from June 1996 through November, 1997. He compiled a 39-53-9 record.

Tom and his wife, Glenda, have two daughters, Jessica and Jamie.

KELLY BUCHBERGER



Ten seasons after playing his last game in the copper and blue, Kelly Buchberger returned to the Edmonton Oilers as a member of the team's coaching staff for the 2008-09 season. Buchberger, 42, joins a new coaching regime of Pat Quinn, Tom Renney and Wayne Fleming for the 2009-10 season.

Buchberger made the move to the NHL coaching ranks following a season as Head Coach of the Springfield Falcons. In his lone season behind the Oilers' American Hockey League affiliate's bench, "Bucky" guided the Falcons to a fifth place finish in the AHL's Atlantic Division with a 35-35-10 record in 2007-08. It was the first time since 1998-99 that the Falcons had reached the .500 mark and the 35 win season

marked the most victories in a season for Springfield since the Falcons won 35 games in 2001-02. Under Buchberger's guidance the Falcons showed a 21 point improvement over their record of 28-49-3 in 2006-07.


A veteran of 18 National Hockey League seasons, including 13 seasons with the Oilers, Buchberger began his coaching career in 2004-05, serving as Geoff Ward's assistant coach with the AHL's Edmonton Road Runners. He served as the Oilers' Development Coach in 2006-07.

During his 18 NHL seasons, the Langenburg, Saskatchewan native played 1,182 regular season games in a career that began during the 1987 Stanley Cup playoffs with the Oilers and concluded in 2003-04 with the Pittsburgh Penguins. He scored 309 points with 105 goals and 204 assists, while registering 2,297 penalty minutes with Edmonton, Atlanta, Los Angeles, Phoenix and Pittsburgh. He added 10-15-25 with 129 penalty minutes in 97 Stanley Cup Playoff games.

After making his NHL debut with the Oilers during the first three games of the 1987 Stanley Cup Final versus Philadelphia, Buchberger would go on to play 795 regular season games in Edmonton before being claimed by the Atlanta Thrashers in the NHL Expansion Draft on June 25, 1999. He ranks 17th on the Oilers all-time scoring list with 82-158-240 and is the team's career leader in penalty minutes with 1,747.

Buchberger was named the Oilers ninth captain in 1995-96 and served in that capacity for four seasons. He was Edmonton's ninth round draft pick in 1985 and was a member of the Oilers 1987 and 1990 Stanley Cup championship teams.

WAYNE FLEMING



The newest addition to the revamped Edmonton Oilers coaching staff, Fleming was appointed as Assistant Coach on August 25, 2009.

Fleming was most recently the Head Coach for the 2008-09 Avangard Omsk of the Kontinental Hockey League in Russia. Prior to that, he served as an Assistant Coach with the Calgary Flames from 2006 to 2008. In 2008, he was moved to Assistant Coach – Development, acting as a liaison with all players in the Flames system, working with them through the complete development process.

In 2002, Fleming joined the Philadelphia Flyers as an Assistant Coach. He remained there until 2005-06 season. During his time there the Flyers posted a 130-67-39-10 record.

Fleming was named associate coach for Team Canada at the 2004 World Cup of Hockey and the 2006 Winter Olympic Games, working alongside current Oilers Head Coach, Pat Quinn. He also served as the Vice President of Hockey and Head Coach for the National Men's Team for the Canadian Hockey Association. In his role, he served as Head Coach of the Canadian National Men's Team at the 2001 and the 2002 International Ice Hockey Federation World Championship Tournament. Fleming also served as an Associate Coach for Canada's Men's Olympic Hockey Team which captured the gold medal at the 2002 Olympic Games in Salt Lake City, Utah.

In addition to his international coaching experience, the 57 year-old Fleming served as an Assistant Coach with the Phoenix Coyotes during the 1999-00 season and with the New York Islanders for two seasons (1997-98 and 1998-99). Prior to joining the Islanders, he coached Landshut of the German Elite League during the 1996-97 season and spent four seasons coaching Leksand in the Swedish Elite League (1992-93 through 1995-96).

A native of Winnipeg, Manitoba, Fleming served as an Assistant Coach and General Manager of the Canadian National Olympic Program for two years (1990 to 1992) and was a member of the coaching staff that led the Canadian National Men's Team to a silver medal at the 1992 Winter Olympic Games in Albertville, France.

Fleming was the Head Coach of the University of Manitoba Bisons for nine seasons (1980-81 through 1986-87, 1988-89 and 1989-90). He led the Bisons to two Great Plains Athletic Conference Championships (1983-84 and 1984-85) and won the Father George Kehoe Memorial Award as the Canadian Interuniversity Athletic Union Coach of the Year for the 1984-85 season. His coach record at the University of Manitoba is 140-78-14 in 232 regular season games for a .634 winning percentage.

Wayne and his wife Carolyn have four children: Angie, Allie, Jarett and Jordan and five grandchildren.



FREDERIC CHABOT

GOALTENDING COACH

Along with a new starting goaltender, the Oilers also have a new goaltending coach in Frederic Chabot. The 41-year-old joins the Oilers where he will work with both the Oilers goaltenders as well as the developing netminders in the system.

Chabot joins the Oilers after most recently serving as Goaltending Consultant with Hockey Canada and their National Junior Team, helping Canada capture a gold medal at the 2009 World Junior Hockey Championship in Ottawa, Ontario. He was also an instructor at Hockey Canada's Program of Excellence Goaltending Camp for the past three years (2007-09).

The Hebertville, Quebec, native worked as a Goaltending Consultant with Berlin (DEL) last season, capturing the league championship with the Ice Bears. He was also involved with AIK Stockholm (SWE-2) for the past two seasons (2007-09), overseeing goaltending for the entire organization.

A veteran of 17 professional seasons, Chabot played 32 National Hockey League games with three different teams (Montreal, Philadelphia and Los Angeles).

His playing career was highlighted during the 1999-2000 season when he was named the International Hockey League's Most Valuable Player and Top Goaltender, posting a 2.13 goals against average and a .920 save percentage in 62 games played with the Houston Aeros. He was also named Top Goaltender in 1996-97 as a member of the Aeros.



MYLES FEE

VIDEO COORDINATOR

Myles joins a revamped coaching staff for the 2009-10 season as the video coordinator. Fee, comes from the New York Rangers Hockey Club, where he started in Team Services and moved his way up to Video Analyst working directly under the Video Coach and team management.

The Dauphin, Manitoba native played three years for the Dauphin Kings and received a scholarship to Manhattan College in Purchase, NY, where he played for four additional years. Fee received his BA in Management and Political Science and is currently finishing his Masters in Sports Business Management at Manhattanville.

Myles is engaged to Emily Betts and will be getting married in Scarsdale, NY during the 2010 Winter Olympic break in February.



MIKE SILLINGER

DIRECTOR OF PLAYER DEVELOPMENT

Mike Sillinger begins his first season as the Oilers' Director of Player Development in 2009-10 after a lengthy career in the National Hockey League. Sillinger will work with Edmonton's prospects in both the AHL and ECHL and with Oilers draft picks in the junior and college ranks.

The 38-year-old well-traveled centre has played for 12 NHL clubs, most recently suiting up for the New York Islanders. Originally drafted 11th overall in 1990 by the Detroit Red Wings, Sillinger began his NHL career in Detroit before continuing on to play for the Mighty Ducks of Anaheim, Vancouver Canucks, Philadelphia Flyers, Tampa Bay Lightning, Florida Panthers, Ottawa Senators, Columbus Blue Jackets, Phoenix Coyotes, St. Louis Blues, Nashville Predators and New York Islanders.

Sillinger played his junior with the Regina Pats and was named a WHL First All-Star Team selectee in 1991, his final junior year. After splitting time in Adirondack and Detroit, he carved out a solid career in the big leagues eventually playing 1,049 games scoring 240 goals and 308 assists for 548 points.

Internationally Sillinger represented Team Canada on two occasions, winning a gold medal at the 1991 World Junior Championship and leading his country as their captain at the 2000 World Championship.

Sillinger was born and raised in Regina, Saskatchewan. He has three sons – Owen, 12; Lukas, 9; and Cole, 6 – with his wife Karla, also of Regina. During Sillinger's NHL career, they spent the off-seasons in their hometown.



STEVE SERDACHNY

SKATING & SKILLS COACH

Steve Serdachny brings an extensive background of skating and power skating to the Oilers' organization in his role as Edmonton's Skating and Skills Coach. Now in his fourth season with the Oilers, he works at improving the skating and hockey skill sets of players at all levels of the organization, working closely with the players during training camp and throughout the season. Prior to his current position, he worked at several Oilers training camps and rookie development camps.

Through his Elite Power Skating & Hockey Schools, the Edmonton native has worked with players throughout North America and Europe. Besides his work with the Oilers, he has worked with individual NHL players during the off-season as well as with Farjestads BK of the Swedish Elitserien and SAIPA of the Finnish SM-Liiga.

Serdachny, the creator of "The Steve Serdachny Power Skating and Skill Development System™", can also be seen on the NHL Network as the Hockey & Skating expert from Hockey Canada's television show "Hockey Academy".



KEN LOWE **HEAD MEDICAL TRAINER**

A 29-year veteran of the athletic training profession, Ken Lowe returns for his 21st season as the Head Medical Trainer for the Edmonton Oilers in 2009-10. Lowe, 55, joined the Oilers on July 6, 1989 and was a member of the 1990 Stanley Cup championship team. He also was the athletic trainer for the Western Conference

All-Stars at the 1997 NHL All-Star Game in San Jose, California.

Besides his role with the Oilers, Lowe has represented Canada on the international stage five times. He was Canada's athletic therapist at both the 2002 (gold medal) and 2006 (7th place) Winter Olympics, the 2004 World Cup of Hockey (gold medal), 1996 World Cup of Hockey (2nd place) and the gold medal winning team at the 1994 World Championship in Milan, Italy.

Prior to joining the Edmonton training staff, Lowe spent seven successful seasons (1982 to 1988) with the Edmonton Eskimos of the Canadian Football League. During his tenure as athletic therapist with the Esks, he was member of the Grey Cup championship teams in 1982 and 1987.

The holder of a Master of Arts Degree specializing in Athletic Training and Conditioning from the University of Alberta, Lowe has an extensive background in sports medicine. As well as his experience with the CFL Eskimos, Lowe was a training assistant with the Montreal Alouettes of the CFL from 1975-78.

Graduating with an Honours Science Degree in Bio Physical Education from Concordia University in Montreal, Quebec, he served as the head athletic therapist at his alma mater for three years, 1979-81, working extensively with the Stingers' intercollegiate athletic teams. He was inducted into Concordia's Sports Hall of Fame on June 2, 2005.

The older brother of Edmonton Oilers' general manager, Kevin Lowe, Ken and his wife, Marianne, make Edmonton their year round home with daughters Amanda and Melissa.



BARRIE STAFFORD **HEAD EQUIPMENT MANAGER**

Barrie Stafford is currently in his 29th season with the Edmonton Oilers' organization and in his 28th as the team's Head Equipment Manager. Since joining the Edmonton training staff in 1982-83, "Staff" has contributed greatly to the success of the Oilers. He has been a member of Edmonton's five Stanley Cup championship

teams and was the trainer for the Campbell Conference All-Stars at the 1989 NHL All-Star Game held in Edmonton.

Stafford celebrated a career milestone during the 2007-08 season as he worked his 2,000th career NHL regular season game in the Oilers final regular season game – a 2-1 win at Vancouver on April 3, 2008.

continued...

Stafford also has an extensive background in international hockey, serving as the equipment manager for Team Canada at seven major international tournaments. He won gold medals with Canada at the 1984, '87 and '91 Canada Cups, the 1994 World Championships in Milan, Italy and was a member of the gold medal winning Team Canada at the 2002 Winter Olympics in Salt Lake City. He also was with the silver medal winning Canadian team at the inaugural World Cup of Hockey in 1996 and the 2006 Olympic Team.

A former Vice President of the Society of Professional Hockey Equipment Managers, Stafford made the move to the training room following an outstanding intercollegiate hockey career with the University of Alberta. In four seasons as a Golden Bear (1977-78 to 1980-81), he was a member of three Canadian Interuniversity Athletic Union (CIAU) national championship teams, winning the University Cup from 1977-78 to 1979-80 and also won a gold medal at the 1981 World Student Games in Jaca, Spain. He was inducted into the University of Alberta's Sports Wall of Fame on May 8, 2008.

Following his graduation from the University of Alberta with a Bachelor of Physical Education degree in 1981, Stafford began his professional training duties as the trainer for the Wichita Wind, Edmonton's affiliate in the Central Hockey League, in 1981-82 before joining the Oilers the following season.

A native of Banff, Alberta, he and his wife, Susan, have an avid interest in horses.



LYLE "SPARKY" KULCHISKY EQUIPMENT MANAGER

Lyle Kulchisky is in his 34th season as a member of the Edmonton Oilers' training staff. Sparky", as he is better known, has been a fixture in the Edmonton dressing room since the team's days as a member of the World Hockey Association. Joining the team in 1975-76, he worked as a dressing room attendant for three seasons (1975-76 to 1977-78) until joining the Edmonton Oil Kings of the Western Canadian Junior Hockey League in 1978-79. He served as the Oil Kings' equipment manager for one season before returning to the Oilers in 1979-80.

Now in his 31st season as the equipment manager of the Oilers, Kulchisky assists with all of the team's equipment and dressing room needs, as well as working with the visiting teams during their stay in Edmonton.

The 52-year-old native of Edmonton graduated from Eastglen Composite High School. During the off-season he enjoys horseback riding and hobby farming in the County of Strathcona and has an interest in thoroughbred horse racing. He, along with Joey Moss, the Oilers' dressing room attendant, plays an active role with the Mentally Handicapped Society in both Alberta and British Columbia.



JEFF LANG EQUIPMENT MANAGER

Jeff Lang begins his seventh season with the Edmonton Oilers since joining the team's training staff in 2003-04. Working with long-time Oilers' equipment manager, Barrie Stafford, the 37-year-old Regina, Saskatchewan native looks after the coordinating of equipment and supplies used by the Oilers as well as equipment

inventory, maintenance and repair.

After earning a Certificate of Athletic Therapy from Mount Royal College in 1997, Lang began his career with the Calgary Royals of the Alberta Junior Hockey League. He served four seasons from 1996-97 to 1999-00 as both trainer and equipment manager with the junior team before moving on to Hockey Canada.

With the governing body of hockey in Canada, Lang spent another four seasons (1999-00 to 2002-03) honing his craft as an equipment manager with several national teams. He was a member of the training staff of Canada's gold medal winning 2002 Olympic Team in Salt Lake City, and also won gold medals with Canada's men's national team at the 2002 Spengler Cup and Deutschland Cup teams. He served as equipment manager with the 2003 Under-18 team, which won Canada's first gold medal at the under-18 world championships in Yaroslavl, Russia.

Lang, who was born in Davidson, Saskatchewan, and his wife, Paula, live in Sherwood Park, Alberta with their sons, Hunter (6) and Adam (4).



CHRIS DAVIE ASSISTANT MEDICAL TRAINER

Davie returned to the Oilers training staff for the 2008-09 season after working with the Toronto Maple Leafs for the past three seasons. The 33-year-old native of Provost, Alberta works closely with Ken Lowe and the Oilers medical staff in injury assessment, treatment and rehabilitation.

A graduate of the University of Alberta's Faculty of Physical Education and Recreation, Davie's first stint with the Oilers came from 1999-00 to 2000-01 when he served as the team's Assistant Athletic Therapist. Following his two seasons with the Oilers he was named the Head Athletic Therapist for the Oilers' American Hockey League affiliate, serving in that role for four seasons. During that span he spent two seasons with the Hamilton Bulldogs (2001-02 to 2002-03) and one each with the Toronto Roadrunners (2003-04) and Edmonton Road Runners (2004-05).

Following the NHL lockout season, Davie joined Toronto and was the Maple Leafs Assistant Athletic Therapist in 2005-06 and 2006-07 before serving as the Head Athletic Therapist for the AHL's Toronto Marlies in 2007-08.

During his career, Davie has also worked on the training staffs of both the Edmonton Eskimos (CFL) and Edmonton Cracker Cats baseball team. He is a member of the Canadian Athletic Therapist Association, the National Athletic Trainers Association, the National Strength and Conditioning Association and the Professional Hockey Athletic Trainers Society.

Chris and his wife, Julie, make Edmonton their home along with sons Benjamin (6) and Sebastian (4).



STEVEN LINES MASSAGE THERAPIST

Lines, 32, enters his third season as a member of the Oilers training staff. He joined the Oilers in 2007-08 after spending three seasons (2005 to 2007) with the Calgary Stampede of the Canadian Football League. A Registered Massage Therapist, he holds a degree from the Wellington College of Remedial Massage Therapies in Winnipeg, Manitoba and has worked closely with Hockey Canada since 2001.

Lines was a member of the Team Canada training staff at the 2008 IIHF World Championship tournament in Halifax, Nova Scotia and Quebec City, Quebec, serving as the massage therapist for the silver medal winning hosts. It was his second appearance with Team Canada as he was the massage therapist/assistant equipment manager with the 2007 national junior team, helping Canada win the gold medal at the IIHF World Junior Championship in Sweden.

Lines has also worked many of Hockey Canada's development and selection camps for both the men's and women's national teams as well as with the Canadian Under-18 teams. He worked closely with the national team in its preparations for the 2006 Winter Olympics in Torino, Italy.

Born in Victoria, Lines grew-up in Winnipeg before beginning his professional sports career in Calgary. Besides his work with the Calgary Stampede and Hockey Canada, he has worked with both the Calgary Flames and Calgary Hitmen.



SIMON BENNETT FITNESS CONSULTANT

Simon joins the Oilers as their new Fitness Consultant for the 2009-10 season. In this role he is responsible for developing and implementing all aspects of strength, conditioning and nutrition for players throughout the organization.

Simon is a prominent expert in the field of personal fitness and high performance conditioning. He has changed the lives of countless clients with his relentless commitment to training and education. He works and consults with a long list of high profile business leaders, CEOs and professional athletes.

Simon is president and co-founder of Body by Bennett; a premier professional health, wellness and training facility, where he provides an innovative sport-conditioning and athletic development program, in addition to general population programs. He is co-creator of the instructional DVD Reactive Movement Ability Training for Hockey, an innovative movement training program for young players. Simon is also a fitness educator and author. He has presented such topics as athletic conditioning, functional movement training, and peak performance to sports teams, professional organizations and fitness trainers.

Simon is characterized by his energy, enthusiasm, and passion for fitness and sport. He lives by the motto "your attitude in life determines your quality of life." His personal training style is to lead by example and motivate through encouragement. Simon's interests include taking risks, playing hockey, golfing, mountain biking, skiing and snowboarding.



JOEY MOSS

DRESSING ROOM ATTENDANT

Although he works behind the scenes with the Edmonton Oilers training staff, Joey Moss is one of the organization's most well-known and beloved members.

Brought to the attention of the Oilers by Wayne Gretzky, Joey has endeared himself to the players, coaches, staff and fans of the Oilers since he began working in the team's dressing room in 1984-85. Joey, born with Down's Syndrome, can be seen helping the other members of the Oilers training staff on a daily basis from the start of training camp until the final whistle each spring. Among his many duties, Joey looks after the cleaning of the dressing room, team laundry, the handling of towels and water for games and practices and the distribution of equipment.

Joey is an integral part of the Oilers and has been with them through four of their five Stanley Cup championship seasons. During games, Joey can be found in his customary seat behind the Oilers' bench, where he belts out the loudest version of "O Canada" prior to every home game.

Each season, the Oilers conclude their training camp with the presentation of the Joey Moss Cup to the winners of the annual intra-squad tournament. The tournament began over a decade ago as an evaluation tool for the coaching staff, and has evolved into a charitable fundraising event for various programs throughout Oil Country.

Prior to the 2003 NHL All-Star Game in Florida, Joey was presented the NHL Alumni Association's "Seventh Man Award" by Gretzky. The award is presented by the NHL Alumni Association to NHL members "whose behind-the-scene efforts make a difference in the lives of others."

On May 17, 2007, Joey accepted the Mayor's Award from City of Edmonton mayor, Stephen Mandel, in recognition of the Oilers commitment to persons with disabilities.

Outside the dressing room, Joey has lent his name and support to "Joey's Home", an assisted-living home for individuals with developmental disabilities overseen by the Winnifred Stewart Association.

Joey's talents are not confined to just the hockey rink, as he has served with the Edmonton Eskimos training staff during the summers since the 1986 Canadian Football League season.

STAFF DIRECTORY

EXECUTIVE



STEW MacDONALD
Executive Vice-President,
Commercial Operations



DARRYL BOESSENKOOL
Vice President of Finance
and CFO



KAREN BERRY
Executive Assistant to
the President



BOBBIE-JO DAWE
Executive Assistant to
the CFO



CONNIE HADDEN
Executive Assistant to
the Hockey President



SEAN DRAPER
Director of Research, Analysis
and Software Development



JAMES McGREGOR
Coordinator of Hockey
Operations



STU MacGREGOR
Head Amateur Scout



MOREY GARE
Head Pro Scout



MICHAEL ABBAMONT
Scout



BOB BROWN
Scout



BILL DANDY
Scout



DAVE SEMENKO
Scout



BRAD DAVIS
Scout



KENT HAWLEY
Scout



CHRIS MCCARTHY
Scout



FRANK MUSIL
Scout



KENT NILSSON
Scout



MIKE PELUSO
Scout



JILL METZ
Family Liaison

HOCKEY OPERATIONS

MEDICAL STAFF



DR. DAVID C. REID
Team Medical Chief of Staff



DR. JOHN CLARKE
Team Physician



DR. DHIREN NAIDU
Team Physician



DR. DON GROOT
Team Dermatologist



DR. BEN EASTWOOD
Team Dentist



DR. TONY SNEAZWELL
Team Dentist



DR. GORDON BELL
Fitness Consultant



DR. DAVE MAGEE
Physical Therapy Consultant



DR. BRENT SAIK
Team Optometrist

COMMUNICATIONS & BROADCAST



ALLAN WATT
Vice President,
Communications & Broadcast



J.J. HEBERT
Director, Communications &
Media Relations



DON METZ
Director of Broadcast



PATRICK GARLAND
Manager, Communications
& Team Services



ROB THOMAS
Coordinator, Communications
& Media Relations



ROD PHILLIPS
Oilers Radio Play-by-Play



BOB STAUFFER
Oilers Radio Colour
Commentator



JASON QUILLEY
Senior Director, New
Business Development



CRAIG TKACHUK
Director, Facilities Operations



KEELY BROWN
Director of Administration &
General Counsel



ZEINA CHARARA
Controller



ZESHAN QURESHI
Assistant Controller



CHRISTINE MARCEAU
Accountant



SHERRY SMITH
Manager of Administrative
Services



JAMIE SCHENKNECHT
Accounting Coordinator



SHAWNA QUIGLEY
Payroll Manager



CORRINE AMYOTTE
Payroll Coordinator



ALFRED NG
Director of IT



ROD PRUDEN
Manager, IT Services



SHARON LYSE
Senior Business Analyst



JASON LEE
Business Analyst



GAVIN MORTON
Manager, Ticket Operations



TRAVIS NIELSEN
Supervisor, Ticket Operations



GILBERT DA SILVA
Facilities Coordinator



BRAD MACGREGOR
Vice President, Sales



LISA MUNRO
Director, Corporate Partnerships



MARTHA HENDERSON
Director, Corporate Partnerships



DARYL ZELINSKI
Director, Corporate Partnerships



BOB HAROMY
Manager, Executive Suites



ABE HAJAR
Manager, Corporate Partnerships



KATHY GROZIC
Manager, Events



ANGIE ZANDER
Partner Activation Specialist



MATT MCPHEE
Partner Activation Specialist



DAVID REYNER
Partner Activation Specialist



KENDRA MORTON
Partner Activation Specialist



STEPHEN RAUSCH
Partner Activation Specialist



SARA RIPKO
Partner Activation Specialist



GREG ATKINS
Partner Activation Specialist



JODY YOUNG
Event Coordinator



DALLAS FIDIERCHUK
Event Coordinator



JESSICA BUTTS
Manager, Digital Media Sales



SCOTT MURRAY
Director, Ticket Sales and
Customer Relations



CARMEN DAY
Manager, Customer
Relations



LINDSAY GILBERT
Ticket Event Administrator



JOHN SUTHERLAND
Ticket Account Executive



RYAN FENGSTAD
Ticket Account Executive



BRENT FREW
Ticket Account Executive



JULIAN SOLBERG
Ticket Account Executive



DON ROBINSON
Ticket Account Executive



DAVID BENSON
Ticket Account Executive



FIELD PIETERSE
Ticket Account Executive



CONRAD LANGIER
Ticket Account Executive



ERIC HAPKE
Ticket Account Executive



DEREK WOLD
Ticket Account Executive



KEVIN RADOMSKI
Ticket Account Executive



DIANNE KALITA
Customer Experience
Representative



MICHELA MANTLE
Customer Experience
Representative



BRYNN TRALBERG
Customer Experience
Representative



CURTIS GRIFFITH
Supervisor, Ticket Services



PAUL REID
Sr. Customer Services
Representative



PAT McLAUGHLIN
Vice President, Oilers Brand



CHRISTINE DMYTRYSHYN
Manager, Marketing



MARC CIAMPA
Manager, Digital Media



JEN SHARPE
Digital Media Specialist



STEVE TAYLOR
Digital Media Producer



NYKI SCHEUERMAN
Digital Media Assistant



DEBBIE GEORGE
Marketing Specialist



AVERY GRBAVAC
Marketing Coordinator



JESSICA McPHEE
Manager, Corporate Communications



TREVOR MURPHY
Manager, Fan & Community Development



JANINE FORSEY
Fan & Community Coordinator



JOEY ANGELES
Graphic Designer



TRISH MILLARD
Game Night Supervisor



DEREK DAWLEY
Game Night Director



ANDY DEVLIN
Team Photographer

EDMONTON OILERS COMMUNITY FOUNDATION



NATALIE MINCKLER
Executive Director, Edmonton
Oilers Community Foundation



AMANDA WEIR
Community Partnership
Coordinator



LINDSAY DVORNIK
Grant & Fund Development
Coordinator



CHERYL THOMAS
Fan Development Assistant



SANDY VanRIPER
ICE School Program
Coordinator



DWAIN TOMKOW
Online Auction Coordinator

RECEPTION




SANDY LANGLEY
Receptionist



MACY BELEY
Receptionist

CONNECTED TO YOUR COMMUNITY



Steve MacIntyre helps out
at Tim Hortons Camp Day.



Ethan Moreau visits a young
patient at the Stollery
Children's Hospital.



Zack Stortini at the
Edmonton Humane Society.



Ales Hensky letting it all go
for Cancer Research.

Since 2001 the Edmonton Oilers Community Foundation (EOCF) has worked to change lives in Oil Country through their support of a host of deserving organizations. The Foundation gives back in excess of \$1 million annually to registered charities throughout Northern Alberta who focus their activities on youth, education and health & wellness.



EDMONTON OILERS
**COMMUNITY
FOUNDATION**

To make a donation to the
Edmonton Oilers Community Foundation,
or for more information on our activities,
please visit www.oilersfoundation.ca

CONNECTED TO OIL COUNTRY

EDMONTON OILERS COMMUNITY FOUNDATION

The Edmonton Oilers Community Foundation (EOCF) hosts a number of projects throughout the year in an effort to give back in excess of \$1 million annually to registered charities in northern Alberta. These projects include:

50/50 PROGRAM

The Edmonton Oilers Community Foundation proudly supports registered charitable organizations of Northern Alberta through 50/50 draws that take place during 21 Edmonton Oilers home games. One lucky Edmonton Oilers fan receives 50% of the game's 50/50 ticket sales and the remainder is shared by the participating charity and the EOCF. The Edmonton Oilers Hockey Club is also committed to providing support to Minor Hockey Associations through its 50/50 program at 22 Edmonton Oilers home games. Last year, the Edmonton Oilers 50/50 program generated over \$665,000 for charitable groups and over \$640,000 for minor hockey groups in northern Alberta.

SEATS FOR KIDS

Can't use your tickets for an Oilers game? Donate them to the Edmonton Oilers Community Foundation's Seats for Kids Program. Oilers Season Seat holders, minipack holders and casual ticket buyers can donate their unused game tickets to the Edmonton Oilers Community Foundation's Seats for Kids program. The Foundation in turn, works with registered children's charities in Northern Alberta to redistribute the tickets and provide children facing extraordinary challenges the chance to experience Oilers hockey live at Rexall Place.



The Edmonton Oilers Community Foundation will issue a charitable tax receipt for the face value of the tickets donated. If you would like to support the program but don't have tickets, you can earmark a financial donation to the EOCF to purchase tickets for this program. Please allow three business days prior to the game date for redistribution of game tickets.

RALLY AGAINST CANCER (NEW!)

For one Oilers home game on October 29th, the Edmonton Oilers Community Foundation and the Oilers Ladies will be selling limited edition, autographed Oilers rally scarves for \$20 on the concourse at Rexall Place. Wear your Oilers colours and join the fight against cancer!



ORNAMENTS OF HOPE (NEW!)

Watch for Ornaments of Hope on December 19th, where the EOCF and the Oilers Ladies will be selling collectible, limited edition, autographed Oilers Christmas Ornaments. Ornaments will be available for \$20 each, with proceeds to the Christmas Bureau of Edmonton and the Edmonton Oilers Community Foundation.



SHIRTS OFF OUR BACKS

What has been an Oilers tradition and fan favorite for over 20 years is back in March! The Edmonton Oilers Community Foundation and the Oiler Ladies will host Shirts off our Backs in support of local charities and the EOCF. In exchange for a donation, fans will receive a raffle ticket. During the course of the Oilers game, a selection of lucky numbers will be randomly drawn and announced, with the holders of the matching raffle tickets instantly winning an autographed Oilers jersey.



WINNER'S CHOICE LOTTERY

Back by popular demand, Winner's Choice Lottery is the most exciting and innovative concept in home lotteries. Winners have the option of choosing the prize or cash on all major prizes. Winner's Choice Lottery is in support of the Edmonton Oilers Community Foundation's legacy project – the redevelopment of Inner City High School in downtown Edmonton.



COMMUNITY CORNER

Every home game, the Edmonton Oilers Community Foundation hosts a silent auction providing Oilers fans with an exciting opportunity to take home sports memorabilia and collectibles. Autographed jerseys are featured along with limited edition autographed prints and a variety of other must-have items for fans, collectors and sports enthusiasts. Fans can view items and place their bids until the end of the second intermission at the following three Community Corner locations: South Journal Club, Main Concourse near Section 122 and Main Concourse near Section 101. Funds raised through this initiative continue to support various Foundation programs.

ON-LINE AUCTIONS

In addition to Community Corner, the Edmonton Oilers Community Foundation continues to host several on-line auctions throughout the season. These events feature many one-of-a-kind souvenir and collectible items not available anywhere else.

I.C.E. SCHOOL

The Edmonton Oilers I.C.E. School program is a site-based educational initiative that gives teachers and students in grades 2-6 the opportunity to move their classrooms into the fascinating world of Rexall Place and Northlands for an entire week. Curriculum for the week is planned and implemented by participating teachers, with the help of an ICE School coordinator, seconded from Edmonton Public Schools. Acceptance into this program is based on proposals from teachers demonstrating how they will integrate the resources of Rexall Place and Northlands into their teaching plan. For many students this is a once in a lifetime experience!



SHARE A BOOK

This program gives children from low-income families the opportunity to experience the magic and joy of reading at home. Last year the Edmonton Oilers Community Foundation donated over 2,000 books and book bags to Grade One students in 57 schools – for many, these were the first books the students had ever owned.



INNER CITY HIGH SCHOOL

The EOFCF has identified a project to leave a lasting legacy in the city of Edmonton – the redevelopment of Inner City High School. As a cornerstone of the City of Edmonton's downtown east development plan, the Foundation is planning for the construction of a new high school and residence to meet the needs of future generations of young people in our community.

SCHOLARSHIP PROGRAMS

The Edmonton Oilers Community Foundation is proud to offer a variety of scholarships through the University of Alberta, NAIT, NorQuest College and Grant MacEwan Community College.

With the help of the Oilers players, coaches, Ladies, staff and of course our dedicated fans, we are changing lives in Oil Country.

COMMUNITY & FAN DEVELOPMENT

Each and every season the Edmonton Oilers make a commitment to being a strong community partner. Through this commitment, the organization, players and staff, participate in a number of different events, charitable fundraisers and community programs and initiatives. Below is a sampling of the Edmonton Oilers community initiatives. For a more complete list please visit www.edmontonoilers.com.

PLAYERS OFF ICE

Oilers players are dedicated to their community and play an active role with many community organizations including: Stollery Children's Hospital Foundation, Cross Cancer Institute, Inner City High School, Juvenile Diabetes Research Foundation, Christmas Bureau of Edmonton and Area, and Kids with Cancer Society. Players also visit local hospitals and participate in annual community and school programs.

OILERS HOCKEY SCHOOL

The Edmonton Oilers have joined with the Okanagan Hockey Schools to deliver the Edmonton Oilers Hockey School presented by EnCana which provides students the opportunity to experience high caliber training while developing necessary skills to take their minor hockey game to the next level.



AUTOGRAPH SESSION

Each season the Edmonton Oilers, in conjunction with ATB Financial, host a full team autograph session for all fans to come out, meet a player and get an item signed.



SKILLS COMPETITION

The Edmonton Oilers Skills Competition presented by Reebok is a fan-focused event that pits Oilers players against each other in an exciting demonstration of hockey skills. Individual competitions include: Puck Control Relay, Fastest Skater, Hardest Shot, Most Accurate Shot and King of the Shootout.



OILERS@SCHOOL

Oilers@School, presented by EnCana, is an exciting hockey themed resource designed to add a fun new twist to the Alberta Education curriculum in the areas of language, math, social studies, fine arts and physical education. This resource offers engaging classroom ready projects, stories and resources featuring the Edmonton Oilers that will capture your students' imagination and will help you make learning more fun!



FAN MAIL

While players will make every effort to respond to fan mail, please remember that a personal response is not guaranteed due to the volume of mail each player receives. Write to Oilers players, coaching staff or front office personnel at:

Name

C/O Edmonton Oilers Hockey Club

11230 110 Street, Edmonton, AB T5G 3H7

or email them at www.edmontonoilers.com

OIL CREW FAN CLUB

Young Oilers fans join the Oil Crew Fan Club, presented by Save-On Foods. For member-only contests, to check out cool events, play fun Oilers games AND get members only Oilers info go to www.edmontonoilers.com.



COCA-COLA ULTIMATE STREET HOCKEY CHALLENGE

Win the chance to play street hockey with members of the Oilers Alumni. Interested individuals can enter to win at any Save-On-Foods location.



ESSO MINOR HOCKEY NIGHTS

ESSO Minor Hockey Nights give minor hockey teams the chance to attend an Oilers game. Seats are sold at \$15 off.





MOLSON CUP

One constant during the Oilers tenure in the NHL has been the Molson Cup. The Molson Cup has played an important role in the history of the Edmonton Oilers over the years since the team joined the NHL in 1979-80. It has been a part of some of the most outstanding achievements in NHL history, including five Stanley Cup championships and the Heritage Classic.

One of the most successful programs ever launched in connection with the National Hockey League, the Molson Cup has become synonymous with excellence, as it is awarded to the player who accumulates the most votes in the three-star voting process over the course of the NHL regular season schedule.

Six times throughout the NHL season, a member of the Edmonton Oilers is selected as the Molson Cup Player of the Month. The Molson Cup is based on the selection of the top three performers of each game as nominated by the Edmonton sports media. Players earn five points each time they are selected one of the game's three stars and the player accumulating the most points at the conclusion of the regular season has his name engraved on the beautiful Molson Cup.


EDMONTON OILERS YEARLY MOLSON CUP WINNERS

1979-80 to 2008-09

1979-80.....	Wayne Gretzky
1980-81.....	Wayne Gretzky
1981-82.....	Wayne Gretzky
1982-83.....	Wayne Gretzky
1983-84.....	Wayne Gretzky
1984-85.....	Wayne Gretzky
1985-86.....	Wayne Gretzky
1986-87.....	Wayne Gretzky
1987-88.....	Wayne Gretzky
1988-89.....	Grant Fuhr
1989-90.....	Mark Messier
1990-91.....	Bill Ranford
1991-92.....	Joe Murphy
1992-93.....	Bill Ranford
1993-94.....	Bill Ranford
1994-95.....	Bill Ranford
1995-96.....	Doug Weight
1996-97.....	Curtis Joseph
1997-98.....	Curtis Joseph
1998-99.....	Bill Guerin
1999-00.....	Tommy Salo
2000-01.....	Tommy Salo
2001-02.....	Tommy Salo
2002-03.....	Tommy Salo
2003-04.....	Ryan Smyth
2004-05.....	Not Awarded (NHL Lockout)
2005-06.....	Ryan Smyth
2006-07.....	Dwayne Roloson
2007-08.....	Mathieu Garon
2008-09.....	Dwayne Roloson



Molson Canadian is a proud sponsor of the Edmonton Oilers.



PLAYER PROFILES



GILBERT BRULE

67

CENTRE

HEIGHT 5'11"

WEIGHT 190 LBS

SHOOTS RIGHT

BORN JANUARY 1, 1987


EDMONTON, ALBERTA

SEASON	TEAM	LEAGUE	REGULAR SEASON					PLAYOFFS				
			GP	G	A	PTS	PIM	GP	G	A	PTS	PIM
2002-03	Vancouver	WHL	1	0	0	0	0	4	1	0	1	0
2003-04	Vancouver	WHL	67	25	35	60	100	11	4	5	9	10
2004-05	Vancouver	AHL	70	39	48	87	169	6	1	3	4	8
2005-06	COLUMBUS	NHL	7	2	2	4	0	—	—	—	—	—
	Vancouver	WHL	27	23	15	38	40	18	16	14	30	44
2006-07	COLUMBUS	NHL	78	9	10	19	28	—	—	—	—	—
2007-08	COLUMBUS	NHL	61	1	8	9	24	—	—	—	—	—
	Syracuse	AHL	16	5	5	10	44	13	2	3	5	16
2008-09	Springfield	AHL	39	13	11	24	58	—	—	—	—	—
	EDMONTON	NHL	11	2	1	3	12	—	—	—	—	—
OILERS TOTAL			11	2	1	3	12	—	—	—	—	—
NHL TOTALS			157	14	21	35	64	—	—	—	—	—
AHL TOTALS			31	13	9	22	76	13	2	3	5	16
WHL TOTALS			165	87	98	185	309	39	22	22	44	62

BRULE HIGHLIGHTS

HOW ACQUIRED: Obtained by Edmonton from Columbus on July 1, 2008 in exchange for Raffi Torres.

2008-09 HIGHLIGHTS: Split the season between Springfield (AHL) and the Oilers...played 11 games with Edmonton scoring two goals and adding an assist with 12 PIM...was 3rd in scoring on Springfield & 2nd in goals with 11-5-16 & 34 PIM in 19 GP...recalled from Springfield (AHL) on Dec. 5...assigned to Springfield (AHL) on Dec. 12...recalled from Springfield (AHL) on Dec. 31 for 2nd time this season...made Oilers debut at SJ (Dec. 6)...scored 1st career Oilers goal vs STL (Jan. 11; Manny Legace)...registered 1st multiple-point game with 1-1-2 at WSH (Jan. 13) and scored GWG...assigned to Springfield (AHL) on Jan. 21



CAREER HIGHLIGHTS: 2007-08: Split season between Columbus and the Blue Jackets AHL affiliate in Syracuse...with Columbus he scored 1-8-9 with 24 PIM & was -4 in 61 GP...played in his 100th career NHL game at DET (Nov. 9)...scored season-high two assists at CHI (Mar. 30)...lone goal of season was scored at LA (Oct. 31)...twice had five shots on goal with both games coming vs CHI (Feb. 13 & Mar. 26)...missed two games due to injury or illness (Dec. 18 & 27)...appeared in 16 games with the AHL's Syracuse Crunch, scoring 5-5-10 with 44 PIM & was +2...added 2-3-5 with 16 PIM in 13 playoff games for Syracuse...**2006-07:** Scored career-high 9-10-19 with 28 PIM in 78 games with Columbus during his rookie NHL season...had three multiple-point games, including first career multiple-point game with 1-1-2 at STL (Dec. 9)...had a two-game scoring streak with 0-2-2 from Nov. 22-24...**2005-06:** Made pro debut with Columbus, skating in seven games and scoring 2-2-4...scored his first career NHL point with an assist in his NHL debut at WAS (Oct. 5)...scored first NHL goal at PHX (Nov. 20)...missed 39 games due to injury as he was sidelined for 18 games (Oct. 7-18) with a fractured sternum & 21 games with a fractured leg (Dec. 1-Jan. 16)...**JUNIOR:** Scored 87-98-185 with 309 PIM in 165 games over four seasons (2002-03 to 2005-06) with the Vancouver Giants (WHL)...**2005-06:** Netted 23-15-38 in 27 games & was named WHL second team all-star...scored 16-14-30 in 18 playoff games...named WHL playoff MVP as he led league in playoff goals & was 3rd in assists...awarded the Ed Chynoweth Trophy as the Memorial Cup's leading scorer...**2004-05:** Scored 39-48-87 in 70 games with Vancouver to finish 5th in WHL scoring race, 3rd in goals & 18th in PIM (169)...named to WHL First All-Star Team & was the Canadian Hockey League Scholastic Player of the Year...ranked as the No. 5 North American skater in Central Scouting's year end rankings...**2003-04:** Scored 25-35-60 with 100 penalty minutes in 67 games during his WHL rookie season with Vancouver...ranked T-27th in points...named the WHL Rookie of the Year.

BRULE vs. NHL

OPPONENT	GP	G	A	PTS	PIM
Anaheim	7	1	0	1	0
Atlanta	1	0	0	0	0
Boston	1	0	0	0	2
Buffalo	2	0	0	0	0
Calgary	9	0	1	1	4
Carolina	—	—	—	—	—
Chicago	14	1	4	5	2
Colorado	8	0	1	1	2
Columbus	1	0	0	0	0
Dallas	7	0	1	1	4
Detroit	16	0	0	0	2
Edmonton	6	1	1	2	2
Florida	2	0	0	0	0
Los Angeles	7	1	0	1	2
Minnesota	9	0	1	1	2
Montreal	2	1	0	1	2
Nashville	14	1	1	2	12
New Jersey	1	0	0	0	0
NY Islanders	1	0	0	0	0
NY Rangers	1	0	0	0	0
Ottawa	2	0	1	1	0
Philadelphia	1	0	1	1	2
Phoenix	7	1	1	2	2
Pittsburgh	1	1	0	1	4
St. Louis	15	3	2	5	8
San Jose	8	2	3	5	6
Tampa Bay	1	0	1	1	0
Toronto	2	0	0	0	0
Vancouver	8	0	0	0	2
Washington	3	1	2	3	4
157	14	21	35	64	

NHL HIGHLIGHTS

FIRSTS

First GP	10/05/2005	CBJ 2 at WAS 3
First Assist	10/05/2005	CBJ 2 at WAS 3
First Goal	11/20/2005	CBJ 1 at PHO 5 (David LeNeveu)

MOSTS

Goals	1 (14X)	MOST RECENTLY 01/13/2009 EDM 5 at WAS 2
Assists	2 (1X)	03/30/2008 CBJ 4 at CHI 5
Points	2 (6X)	01/13/2009 EDM 5 at WAS 2 (1G-1A)
SOG	7 (2X)	02/18/2007 CBJ 2 vs MTL 3
PIM	4 (2X)	01/13/2009 EDM 5 at WAS 2
Hat Tricks	0	
Multi-Point Games	6	01/13/2009 EDM 5 at WAS 2 (1G-1A)

LONGEST PERSONAL STREAKS (GAMES IN WHICH HE PLAYED)

Goals	2 (2X)	01/11/2009 01/13/2009 (2G)
Assists	2 (2X)	03/02/2007 03/03/2007 (2A)
Points	2 (5X)	01/11/2009 01/13/2009 (2G-1A)



ANDREW COGLIANO

13

CENTRE

HEIGHT 5'10"

WEIGHT 190 LBS

SHOOTS LEFT

BORN JUNE 14, 1987


TORONTO, ONTARIO

SEASON	TEAM	LEAGUE	REGULAR SEASON					PLAYOFFS				
			GP	G	A	PTS	PIM	GP	G	A	PTS	PIM
2003-04	St. Michael's	OPJHL	36	26	47	73	14	-	-	-	-	-
2004-05	St. Michael's	OPJHL	49	36	66	102	33	-	-	-	-	-
2005-06	U of Michigan	CCHA	39	12	16	28	38	-	-	-	-	-
	Canada	WJC-Gold	6	1	4	5	4	-	-	-	-	-
2006-07	U of Michigan	CCHA	38	24	26	50	12	-	-	-	-	-
	Canada	WJC-Gold	6	1	2	3	0	-	-	-	-	-
2007-08	EDMONTON	NHL	82	18	27	45	20	-	-	-	-	-
2008-09	EDMONTON	NHL	82	18	20	38	22	-	-	-	-	-
OILERS/NHL TOTALS			164	36	47	83	42	-	-	-	-	-
COLLEGIATE TOTALS			77	36	42	78	50	-	-	-	-	-
OPJHL TOTALS			85	62	113	175	47	-	-	-	-	-
WORLD JUNIOR TOTALS			12	2	6	8	4	-	-	-	-	-

HOW ACQUIRED: Edmonton's 1st choice, 25th overall, in 2005 NHL Entry Draft.

2008-09 HIGHLIGHTS: Appeared in all 82 games (Tom Gilbert was the only other Oiler to do so) while collecting 38 points (18G, 20A)...amassed 22 PIM and was a -6 on the year...finished 9th on the team in scoring...played his 100th career Oilers/NHL game at DET (Nov. 17)...had back-to-back multiple-point games with 1-1-2 vs DAL (Dec. 3) & at LAK (Dec. 5)...scored three assists vs PHX (Jan. 18) for his 5th multiple-point game to establish single-game career-highs in both assists and points...won the Fastest Skater competition at the NHL SuperSkills (Jan. 24 at MTL) with a time of 14.31 seconds...scored GWG in 2 of Oilers last 6 home wins (Feb. 11 vs MTL & Feb. 24 vs TBL)...scored his 18th goal of the season vs ANA (Mar. 31) to tie his single-season career-high set last season as a rookie.

CAREER HIGHLIGHTS: 2007-08: One of five Oilers to skate in all 82 games, he scored 18-27-45 with 20 PIM & was +1 in 82 GP...scored points in 36 of 82 GP and was plus or even in 59 of 82 GP...was co-winner of the Top First Year Oiler Award with Sam Gagner...was 9th in voting for the Calder Trophy...finished 5th on Oilers scoring list & was 6th in NHL rookie scoring race...was among NHL rookie leaders in points (6th), goals (4th), assists (8th), SHG (1st with 2), shorthanded points (1st with 2-1-3), GWG (1st with 5), powerplay scoring (17th with 1-6-7) & shooting pct. (1st)...his 18.4% shooting pct. Ranked him 4th in NHL...his 45 point season was the sixth most points scored by an Oilers rookie...fell two goals shy of becoming only the 5th rookie in Oilers history & the first since Jason Arnott (33 in 1993-94) to score 20-or-more goals in a season...became the first player in NHL history to score the game-winning goal in overtime in three consecutive games, netting the deciding goal in Edmonton's 2-1 OT win at CBJ (Mar. 7), 6-5 OT win at CHI (Mar. 9) and the 4-3 OT win versus STL (Mar. 11)...with his three overtime goals Coglian also tied the NHL record for most overtime goals in a season by a NHL rookie, sharing the mark with a pair of Pittsburgh Penguins - Ryan Malone (2003-04) and Sidney Crosby (2005-06)...the three overtime goals also established Oilers records for most overtime goals in a season and most overtime goals in a season by a rookie...he donated the stick and gloves he used in the record setting game vs STL (Mar. 11) to the Hockey Hall of Fame...it was the 2nd time that he sent a stick to the HHOF as he previously donated the stick he used to win the scoring title at the 2004 World Under-17 Hockey Challenge...had a three-game goal scoring streak (3-0-3; Mar. 7-11) to tie for the 2nd longest goal scoring streak of the season by an Oiler...registered nine multiple-point games...led Oilers in GWG with five, with three coming in overtime...made Oilers/NHL debut in season opener vs SJ (Oct. 4), scoring 1st career Oilers/NHL point with an assist against the Sharks...beat Dominik Hasek for his 1st career Oilers/NHL goal at DET (Oct. 8)...assessed a hooking minor at MIN (Nov. 5) for 1st career Oilers/NHL PIM...signed to a three-year NHL entry level contract on May 2, 2007...**COLLEGE:** Played two seasons with University of Michigan from 2005-06 to 2006-07...scored 36-42-78 with 50 PIM in 77 games with the Wolverines...ranked 8th in NCAA in points & 7th in goals...named to CCHA All-Rookie Team in 2005-06 & was All-CCHA honourable mention in 2006-07...**JUNIOR:** Led the OPHL in scoring in 2004-05 with 36-66-102 in 49 GP for St. Michaels'...finalist for Canadian Junior A Player of the Year...was Rookie of the Year in South Division of OPHL in 2003-04...**INTERNATIONAL:** Represented Canada at the 2006 & 2007 IIHF World Junior Championship, capturing the gold medal at both events...scored the gold medal winning goal for Canada's National Under-18 team in 2004.



COGLIANO vs. NHL

OPPONENT	GP	G	A	PTS	PIM
Anaheim	8	3	3	6	0
Atlanta	2	0	1	1	0
Boston	1	0	0	0	0
Buffalo	1	0	0	0	0
Calgary	14	3	4	7	0
Carolina	2	1	1	2	0
Chicago	8	3	2	5	2
Colorado	14	1	5	6	4
Columbus	8	5	3	8	4
Dallas	8	2	1	3	0
Detroit	8	2	1	3	2
Florida	2	0	0	0	4
Los Angeles	8	2	2	4	4
Minnesota	14	3	3	6	10
Montreal	2	2	1	3	0
Nashville	8	2	1	3	0
New Jersey	2	0	0	0	2
NY Islanders	2	1	0	1	0
NY Rangers	2	0	0	0	0
Ottawa	2	0	0	0	2
Philadelphia	2	0	1	1	0
Phoenix	8	1	8	9	0
Pittsburgh	2	0	0	0	0
St. Louis	8	2	0	2	2
San Jose	8	0	2	2	0
Tampa Bay	2	2	2	4	0
Toronto	2	0	1	1	2
Vancouver	14	1	5	6	4
Washington	2	0	0	0	0
TOTAL	164	36	47	83	42

NHL HIGHLIGHTS

FIRSTS

First GP	10/04/2007	EDM 3 vs SJ 2
First Assist	10/04/2007	EDM 3 vs SJ 2
First Goal	10/08/2007	EDM 2 at DET 4 (Dominik Hasek)

MOSTS

Goals	2 (2X)	MOST RECENTLY 03/24/2008 EDM 5 vs MIN 3
Assists	3 (1X)	01/18/2009 EDM 6 vs PHO 3
Points	3 (1X)	01/18/2009 EDM 6 vs PHO 3 (OG-3A)
SOG	4 (7X)	03/20/2009 EDM 5 at CHI 4
PIM	4 (4X)	02/14/2009 EDM 3 at LA 2
Hat Tricks	0	
Multi-Point Games	17	02/24/2009 EDM 5 vs TB 3 (1G-1A)

LONGEST PERSONAL STREAKS (GAMES IN WHICH HE PLAYED)

Goals	3 (1X)	03/07/2008 03/11/2008 (4G)
Assists	3 (2X)	02/26/2008 03/02/2008 (3A)
Points	4 (2X)	01/03/2009 01/09/2009 (2G-2A)



MIKE COMRIE

91

CENTRE

HEIGHT 5'10"

WEIGHT 185 LBS

SHOOTS LEFT

BORN SEPTEMBER 11, 1980


EDMONTON, ALBERTA

SEASON	TEAM	LEAGUE	REGULAR SEASON					PLAYOFFS				
			GP	G	A	PTS	PIM	GP	G	A	PTS	PIM
1998-99	U. of Michigan	NCAA	42	19	25	44	38	—	—	—	—	—
1999-00	U. of Michigan	NCAA	40	24	35	59	95	—	—	—	—	—
2000-01	Kootenay Ice	WHL	37	39	40	79	79	—	—	—	—	—
2000-01	EDMONTON	NHL	41	8	14	22	14	6	1	2	3	0
2001-02	EDMONTON	NHL	82	33	27	60	45	—	—	—	—	—
2002-03	EDMONTON	NHL	69	20	31	51	90	6	1	0	1	10
2003-04	PHILADELPHIA	NHL	21	4	5	9	12	—	—	—	—	—
2003-04	PHOENIX	NHL	28	8	7	15	16	—	—	—	—	—
2004-05	Farjestads BK Karlstad	SEL	10	1	6	7	10	—	—	—	—	—
2005-06	PHOENIX	NHL	80	30	30	60	55	—	—	—	—	—
2006-07	PHOENIX	NHL	24	7	13	20	20	—	—	—	—	—
2006-07	OTTAWA	NHL	41	13	12	25	24	20	2	4	6	17
2007-08	NY ISLANDERS	NHL	76	21	28	49	87	—	—	—	—	—
2008-09	NY ISLANDERS	NHL	41	7	13	20	26	—	—	—	—	—
2008-09	OTTAWA	NHL	22	3	4	7	6	—	—	—	—	—
NHL TOTALS			525	154	184	338	395	32	4	6	10	27

HOW ACQUIRED: Edmonton's 5th choice (3rd round), 91st overall, in 1999 NHL Entry Draft.

2008-09 HIGHLIGHTS: Appeared in all 82 games (Tom Gilbert was the only other Oiler to do so) while collecting 38 points (18G, 20A)...amassed 22 PIM and was a -6 on the year...finished 9th on the team in scoring...played his 100th career Oilers/NHL game at DET (Nov. 17)...had back-to-back multiple-point games with 1-1-2 vs DAL (Dec. 3) & at LAK (Dec. 5)...scored three assists vs PHX (Jan. 18) for his 5th multiple-point game to establish single-game career-highs in both assists and points...won the Fastest Skater competition at the NHL SuperSkills (Jan. 24 at MTL) with a time of 14.31 seconds...scored GWG in 2 of Oilers last 6 home wins (Feb. 11 vs MTL & Feb. 24 vs TBL)...scored his 18th goal of the season vs ANA (Mar. 31) to tie his single-season career-high set last season as a rookie.

CAREER HIGHLIGHTS: 2007-08: Led the Islanders in points with 49 and second in goals with 21 and assists with 28...recorded at least 20 goals for the fifth time in NHL career...named the NHL's Second Star of the Week for the opening week of the season after going 2-2-4 in his Islanders debut, tying a career-high in points and goals on October 5 at BUF, and then 2-0-2 the following night vs. BUF...became just the fourth player to register four-or-more goals over his first two games while appearing for a new team...skated in 400th NHL game on November 12 at PHI...recorded his 300th NHL point on February 7 at PIT with a two-goal game...
2006-07: Split season between Phoenix and Ottawa...recorded 15 power play points (7-8-15), along with two game-winning goals...
2005-06: Finished first on Phoenix in goals scored with 30, second in points with 60, third in power play goals with 10, tied for second in game-winning goals with four, second in shots with 190, second in shooting percentage with a mark of 15.8 percent...tied career high in points...set career highs for power play goals with ten, power play assists with 15 and shots...scored 100th career NHL on March 30 at SJS...recorded a five-game point streak (3-6-9) from March 2-11 to match career high...recorded 200th career point in 300th NHL game with assist on March 4 vs. DET...set single-game career highs for points and assists with four assists on March 2 vs. DAL...
2004-05: Played for Farjestad of the Swedish Elite League during the NHL Lockout...
2003-04: Split season between Philadelphia and Phoenix...finished fourth on Phoenix in goals, tied for second in game-winning goals and tied for third with a 11.9% shooting percentage...led Phoenix with a 50.5 faceoff winning percentage...recorded a career high four-game goal scoring streak from March 9-14...scored first career shorthanded goal on March 12 vs. COL...
2002-03: Set career highs in assists with 31, game-winning goals with six and penalty minutes with 90...led Edmonton in game-winning goals and ranked 15th in NHL...missed 13 games with fractured thumb...equaled career high five-game point streak (1-6-7) from March 26-April 1...
2001-02: In first full NHL season led Edmonton in goals with 33, tied for first in points with 60, fourth in assists with 27 and second in power play goals with eight, power play assists with 14 and power play points with 22...ranked tied for 17th in NHL in goals and sixth with a 19.4 shooting percentage...named to NHL YoungStars Game...set career high five-game point streak (4-2-6) from Feb. 10-March 4...
2000-01: Split season between Kootenay (WHL) and Edmonton...led Edmonton rookies in points with 22 ranked 19th among NHL rookies in points...
JUNIOR: 2000-01: At the time he left Kootenay to join Oilers, led WHL in scoring with 39 goals, 40 assists for 79 points in 37 games played.
COLLEGE: 1999-00: In second and final season at Michigan, led team in goals with 24, assists with 35 and points with 59 in 40 games played...ranked second in CCHA in assists and points while ranking tied for second in goals...ranked tied for fifth in NCAA in points, tied for ninth in assists and tied for 12th in goals...named finalist for Hobey Baker Award...named NCAA West Second Team All-American and CCHA First Team All-Star...
1998-99: In first season at Michigan, finished tied for fifth in the CCHA in scoring with 44 points in 42 games played...ranked tied for seventh in assists and tied for ninth in goals...led Michigan in assists and points and finished second in goals...won CCHA playoff championship with Michigan...named to CCHA All-Rookie Team and CCHA First All-Star Team...earned CCHA Rookie of the Year honor...
INTERNATIONAL: 2006: Represented Canada at the World Championships...
2003: Won a gold medal with Canada at the World Championships...
2002: Represented Canada at the World Championships.



COMRIE vs. NHL

OPPONENT	GP	G	A	PTS	PIM
Anaheim	22	5	10	15	12
Atlanta	15	7	4	11	27
Boston	17	2	4	6	24
Buffalo	18	6	5	11	30
Carolina	15	4	5	9	7
Calgary	22	5	10	15	18
Chicago	17	4	4	8	4
Colorado	20	5	4	9	26
Columbus	18	6	10	16	12
Dallas	25	4	9	13	16
Detroit	15	6	7	13	10
Edmonton	15	4	4	8	16
Florida	19	8	9	17	8
Los Angeles	23	6	6	12	12
Minnesota	19	8	6	14	10
Montreal	20	6	9	15	8
New Jersey	17	5	6	11	15
NY Islanders	8	2	5	7	0
NY Rangers	18	4	6	10	5
Nashville	16	5	5	10	12
Ottawa	8	2	4	6	2
Philadelphia	15	3	4	7	6
Phoenix	12	3	9	12	7
Pittsburgh	17	4	3	7	26
San Jose	25	11	5	16	24
St. Louis	18	9	13	22	12
Tampa Bay	17	4	7	11	10
Toronto	20	9	5	14	14
Vancouver	20	3	10	13	14
Washington	14	4	1	5	8
TOTAL	525	154	184	338	395

NHL HIGHLIGHTS

FIRSTS

First GP	12/30/2000	EDM 3 vs MTL 2
First Assist	01/10/2001	EDM 2 vs NSH 5
First Goal	01/20/2001	EDM 2 vs DET 1 (Chris Osgood)

MOSTS

Goals	2 (18X)	12/31/2008 NYI 4 vs FLA 2
Assists	4 (1X)	03/02/2006 PHO 6 vs DAL 2
Points	4 (2X)	10/05/2007 NYI 6 at BUF 4 (2G-2A)
SOG	8 (1X)	03/14/2004 PHO 1 at COL 4
PIM	18 (1X)	11/11/2002 EDM 1 at BOS 6
Hat Tricks	0	
Multi-Point Games	76	03/05/2009 OTT 4 vs EDM 2 (1G-1A)

LONGEST PERSONAL STREAKS
(GAMES IN WHICH HE PLAYED)

Goals	4 (1X)	03/09/2004 03/14/2004 (4G)
Assists	5 (1X)	03/26/2003 04/03/2003 (6A)
Points	5 (4X)	12/26/2007 01/03/2008 (4G-4A)

38

**ST-JEAN-RICHELIEU,
QUEBEC**


46

DESLAURIERS HIGHLIGHTS

HOW ACQUIRED: Edmonton's 2nd choice, 31st overall, in 2002 NHL Entry Draft.

2008-09 HIGHLIGHTS: Was 4-3-0 with a 3.33 GAA (30 GA - 539:37 MIN) & .901 save pct. (302 SHA - 272 SVS) in 10 GP...made Oilers/NHL debut in 4-3 win (26 saves) at CGY (Oct. 17), becoming the 40th goaltender to play a NHL regular season game for the Oilers...made 37 saves to register his 2nd win in 2-1 victory at NJ (Nov. 9)...earned his 1st shootout win in 3-2 victory at NYR (Nov. 10)...made career-high 40 saves before stopping all three shootout attempts he faced...made his 1st start at Rexall Place and suffered his 1st Oilers/NHL loss with a 5-2 defeat vs TOR (Nov. 13; 23 saves)...assigned to Springfield (AHL) on two-week conditioning assignment on Dec. 29...was 1-4-0 with a 2.73 GAA & .906 save pct. in 5 games with the Falcons...recalled from two-week conditioning assignment with Springfield (AHL) on Jan. 12...allowed career-high 7 GA in 49:30 minutes of relief in Oilers 10-2 loss vs BUF (Jan. 27). It was his first NHL appearance since Nov. 30 at DAL...made 31 saves in 5-1 win vs CGY (Apr. 10). It was his first appearance since Feb. 7 at DET & his first start since a 4-3 loss at DAL (Nov. 30)...faced a season-high 45 shots and made a season-high 41 saves Apr. 11 @ CGY (1-4 L).

CAREER HIGHLIGHTS: 2007-08: Earned the second star on October 5 at Portland stopping 34 of 36 shots on goal...collected his second win of the season on October 12 against Portland...collected his third win of the season on October 14 against Norfolk stopping 26 of 29 shots on goal...collected his fourth win of the season stopping 34 of 36 shots on October 20 at Albany...stopped 27 of the 29 shots on November 9 in a 4-2 win over the Lowell Devils...stopped 41 of 43 shots on November 10 against Wilkes-Barre earning the game's third star...recalled by Edmonton on November 13 and dressed in the Oilers game on November 14 at Vancouver, but didn't plan any minutes...stopped 29 of the 31 shots he faced earning the game's first star on November 18 at Providence...earned 10th win of the season collecting the game's second star stopping 28 of 29 shots on November 28 at Providence...earned the game's third star making 35 saves and collecting his 11th win of the year...won his 12th game of the year on December 8 against Lowell...collected his league-leading 13th win of the season on December 11 against Binghamton...entered the game in relief of an injured Devan Dubnyk and made nine saves in earning his league-leading 14th win of the year on December 14 against Houston...earned first star making 33 saves against Portland on January 5 earning 16th win...collected 17th win of the season on January 11 at Lowell...was the game's first star on January 18 against Hartford making 35 saves...earned his 19th win of the season on February 8 stopping 28 of 30 shots against Philadelphia...collected his 20th win of the season on February 24 at Worcester...was the game's first star on March 7 against Lowell stopping 37 of 39 shots...stopped 28 of 29 shots in a 4-1 win over Worcester on March 15...was the recipient of the team's MVP Award...**JUNIOR:** Signed 3-year contract with Oilers on May 31, 2004...played 50 games for the Quebec Major Junior Hockey League's Chicoutimi Saguenéens in his last season, posting a 21-20-6 record...his .916 save percentage was third best among QMJHL goaltenders, while his 2.87 goals-against average ranked seventh...was the Oilers second choice (31st overall) in the 2002 NHL Entry Draft...led the Saguenéens on an impressive playoff run in 2003-04, eventually losing out to the QMJHL league champion Gatineau Olympiques in the semi-finals...in 18 post-season games, Deslauriers was 10-3 with a 3.14 goals-against average and .907 save percentage...was rated 1st among North American goaltending prospects on Central Scouting's final ranking prior to the 2002 NHL Entry Draft...played in 2002 CHL/NHL Top Prospects Game in Saskatoon...named QMJHL Defensive Rookie of the Year and was named to QMJHL All-Rookie Team in 2001-02...was 6th among QMJHL goaltenders in wins (28) and save pct. (.899) in 2001-02...selected 86th overall by Chicoutimi in the 2001 QMJHL midget draft.



DESLAURIERS vs. NHL

OPPONENT	GP	W-L-O-T	MIN	GA	SO	GAA	SOG
Anaheim	-	-	-	-	-	-	-
Atlanta	-	-	-	-	-	-	-
Boston	-	-	-	-	-	-	-
Buffalo	1	0-0-0	50	7	0	8.40	29
Calgary	3	2-1-0	179	8	0	2.68	106
Carolina	-	-	-	-	-	-	-
Chicago	-	-	-	-	-	-	-
Colorado	-	-	-	-	-	-	-
Columbus	-	-	-	-	-	-	-
Dallas	1	0-0-1	60	4	0	4.00	26
Detroit	1	0-0-0	40	3	0	4.50	19
Florida	-	-	-	-	-	-	-
Los Angeles	-	-	-	-	-	-	-
Minnesota	-	-	-	-	-	-	-
Montreal	-	-	-	-	-	-	-
Nashville	-	-	-	-	-	-	-
New Jersey	1	0-1-0	38	1	0	1.00	38
NY Islanders	-	-	-	-	-	-	-
NY Rangers	1	0-1-0	65	2	0	1.85	42
Ottawa	-	-	-	-	-	-	-
Philadelphia	-	-	-	-	-	-	-
Phoenix	-	-	-	-	-	-	-
Pittsburgh	1	0-0-0	26	0	0	0.00	14
St. Louis	-	-	-	-	-	-	-
San Jose	-	-	-	-	-	-	-
Tampa Bay	-	-	-	-	-	-	-
Toronto	1	0-0-1	60	5	0	5.00	28
Vancouver	-	-	-	-	-	-	-
Washington	-	-	-	-	-	-	-
TOTAL	10	0-4-3	540	30	0	.333	302

NHL HIGHLIGHTS

FIRSTS

First GP	17/10/2008	EDM 4 @ CGY 3
First Win	17/10/2008	EDM 4 @ CGY 3
First Shutout	None	

MOSTS

Shots Against,		11/04/2009
One Game	45	EDM 1 @ CGY 4
Saves,		11/04/2009
One Game	41	EDM 1 @ CGY 4
Goals Against,		27/01/2009
One Game	7	EDM 2 vs BUF 10

LONGEST PERSONAL STREAKS (GAMES IN WHICH HE PLAYED)

Winning Streak	3	17/10/2008 - 10/11/2008
Undefeated Streak	3	17/10/2008 - 10/11/2008 (3-0-0)
Losing Streak	2	13/11/2008 - 30/11/2008
Winless Streak	2	13/11/2008 - 30/11/2008 (0-2-0)
Shutout Sequence	83:24	17/10/2008 - 09/11/2008 (0-2-0)

SAM GAGNER 89

CENTRE

HEIGHT 5'11"

WEIGHT 195 LBS

SHOOTS RIGHT

BORN AUGUST 10, 1989
LONDON, ONTARIO



SEASON	TEAM	LEAGUE	REGULAR SEASON					PLAYOFFS				
			GP	G	A	PTS	PIM	GP	G	A	PTS	PIM
2001-02	Tor. Marlboroughs	GTHL	68	56	61	117	42	—	—	—	—	—
2002-03	Tor. Marlboroughs	GTHL	72	68	86	154	35	—	—	—	—	—
2003-04	Tor. Marlboroughs	GTHL	85	64	108	171	36	—	—	—	—	—
2004-05	Tor. Marlboroughs	GTHL	70	62	118	180	56	—	—	—	—	—
2005-06	Sioux City	USHL	56	11	35	46	60	—	—	—	—	—
2006-07	London	OHL	53	35	83	118	46	16	7	22	29	22
	Canada	WJC-Gold	—	—	—	—	—	—	—	—	—	—
2007-08	EDMONTON	NHL	79	13	36	49	23	—	—	—	—	—
2008-09	EDMONTON	NHL	76	16	25	41	51	—	—	—	—	—
	OILERS/NHL TOTALS		155	29	61	90	74	—	—	—	—	—
	OHL TOTALS		53	35	83	118	46	16	7	22	29	22
	USHL TOTALS		56	11	35	46	60	—	—	—	—	—

HOW ACQUIRED: Edmonton's 1st choice, 6th overall, in 2007 NHL Entry Draft.

2008-09 HIGHLIGHTS: Finished his second NHL season with 41 points (16G, 25A) in 76 GP...finished 7th in team scoring...finished 4th in PP goals on the team with six... finished 7th on the team in shots with 156...had nine MP games...unsuccessful on 1st career penalty shot at VAN (Oct. 25)...scored 1st goal of the season vs. TOR (Nov. 18)...played in his 100th career NHL/Oilers game at STL (Nov. 29)...returned to the lineup vs. FLA (Dec. 11) after missing two games (Dec. 5-6) with a mild concussion suffered vs. DAL (Dec. 3)...registered career-high 6 PIM vs. PHX (Dec. 22)...registered multiple-point games vs. NSH (Dec. 28, 1G, 1A), at CGY (Dec. 31, 0G, 2A) and vs. DAL (Jan. 3, 0G, 2A)...had two-game scoring streak (0G, 4A; Dec. 31-Jan. 3) ended vs. NYI (Jan. 5)...led Oilers forwards in ice time in four of five games (Feb. 3-11)...returned to the lineup vs. CHI (Feb. 3) after missing 3 games (Jan. 27-Feb. 1) with an ankle injury... scored shootout deciding goal at LAK (Feb. 14)...scored four points (3G, 1A) at COL (Mar. 19) for his 1st career NHL hat trick, setting single-game career-highs for both goals and points...had a three-game scoring streak (2G, 3A; Mar. 31-Apr. 4) ended vs. LA (Apr. 7)

CAREER HIGHLIGHTS: 2007-08: Enjoyed one of the finest seasons by a rookie in Oilers history, scoring 49 points (13G, 36A) with 23 PIM & was -21 in 79 GP...the youngest player in the NHL, he scored points in 35 of 79 GP & was plus or even in 51 of 79 GP... finished 7th in Voting for the Calder Trophy as NHL Rookie of the Year...co-winner of the Top First Year Oilers Award with Andrew Cogliano...named the NHL Rookie of the Month for February, scoring 13 points (3G, 10A) in 12 GP...3rd on Oilers scoring list and was 7th in goals and 2nd in assists...finished 5th in NHL rookie scoring race, 9th in goals, 3rd in assists, 4th in PPG (4), 7th in PPA (12) & 7th in PP scoring (4G, 12A), 7th in shots (135) and 10th in shooting percentage (9.6%)...tied with Ales Hemsky for 2nd in NHL & led NHL rookies in shootout deciding goals with four, falling one shy of the NHL record for most shootout deciding goals in a single season, held by four players...his 49 points are the most points scored by an Oilers rookie since Ales Hemsky netted 6-24-30 in 2002-03 and ranks him 5th on the Oilers single season list...his 36 assists are 3rd on the Oilers all-time list...was 3rd on the Oilers in multiple-point games with 12, behind Hemsky (17) & Horcoff (15)...had a career-high nine-game scoring streak (3-9-12; Feb. 4-24)...the streak was the longest of the season by an Oiler & the 2nd longest by an NHL rookie...it fell two games shy of tying the Oilers team record for longest point scoring streak by a rookie held by Miroslav Satan (11 Games; Feb. 28-Mar. 23, 1996; 6-9-15)...had an Oilers rookie record eight game assist scoring streak (2-9-11; Feb. 4-22)...tied for 4th in Oilers powerplay scoring with 4-12-16...was 5-16 in the shootout, scoring deciding goal at LA (Dec. 3), vs Chicago (Nov. 24) and at ANA (Oct. 28)...scored on 1st career shootout attempt vs MIN (Oct. 25)...registered 1st career multiple-point game with 0-2-2 vs VAN (Oct. 12) and twice had three points in a game with 1-2-3 vs STL (Mar. 11) and vs PHX (Mar. 18)... played 1st career Oilers/NHL game vs SJ (Oct. 4), scoring 1st career Oilers/NHL point with an assist...netted 1st career Oilers/NHL goal at CGY (Oct. 20) vs Miikka Kiprusoff... registered 1st career Oilers/NHL PIM vs Minnesota (Oct. 25)...was one of 16 players named to the NHL's YoungStars roster for the NHL YoungStars Game as part of the NHL All-Star Weekend in Atlanta...the 7th Oiler to appear in the game since 2001-02, he scored once for the Western Conference...played one game for Team Canada at the 2008 IIHF World Championship...Signed to a three-year NHL entry level contract on Oct. 1, 2007...

JUNIOR: Turned pro after a single season of junior hockey with the London Knights of the OHL in 2006-07...scored 35-83-118 in 53 games to average 2.23 points-per-game, finishing third on the Knights scoring list and fifth in the OHL...he was second in scoring among OHL rookies behind teammate Patrick Kane, who led OHL scoring with 62-83-145 in 58 games...named the OHL Player of the Month for October 2007...participated in the 2007 CHL Top Prospects game and was a member of Western Conference All-Stars at the OHL All-Star Classic, scoring a goal and four assists...also played the 2005-06 season with Sioux City Musketeers where he was named to the USHL's All-Rookie Team...was youngest player at 2006 USHL All-Star Game...**INTERNATIONAL:** Was the youngest member of the gold medal winning Team Canada at the 2007 IIHF World Junior Championship in Sweden...named MVP of the 2007 Summit Series between the Canadian and Russian national junior teams held in September, 2007...led all scorers in the eight-game series with fifteen points on six goals and nine assists, leading Canada to a 7-0-1 series victory...**FAMILY TIES:** Comes from a strong hockey bloodline as his father, Dave, played 15 seasons in the NHL from 1984-85 to 1998-99 & is the Vancouver Canucks' Director, Player Development.



GAGNER vs. NHL

OPPONENT	GP	G	A	PTS	PIM
Anaheim	8	0	4	4	8
Atlanta	2	1	1	2	0
Buffalo	-	-	-	-	-
Boston	1	0	0	0	0
Calgary	13	3	5	8	2
Carolina	2	0	2	2	2
Chicago	8	1	4	5	4
Colorado	14	8	6	14	8
Columbus	8	0	3	3	2
Dallas	8	1	4	5	0
Detroit	8	0	3	3	2
Florida	2	0	0	0	0
Los Angeles	7	0	1	1	5
Minnesota	12	1	2	3	8
Montreal	2	2	0	2	0
Nashville	6	3	4	7	0
New Jersey	2	0	0	0	0
NY Islanders	2	0	0	0	0
NY Rangers	2	0	0	0	0
Ottawa	2	2	0	2	2
Philadelphia	2	0	2	2	0
Phoenix	8	1	2	3	10
Pittsburgh	2	0	0	0	2
St. Louis	7	2	6	8	2
San Jose	7	1	3	4	2
Tampa Bay	2	0	3	3	4
Toronto	2	1	0	1	2
Vancouver	14	2	6	8	9
Washington	2	0	0	0	0
TOTAL	155	29	61	90	74

NHL HIGHLIGHTS

FIRSTS

First GP	10/04/2007	EDM 3 vs SJ 2
First Assist	10/04/2007	EDM 3 vs SJ 2
First Goal	10/20/2007	EDM 1 at CGY 4 (Miikka Kiprusoff)

MOSTS

Goals	3 (1X)	03/19/2009 EDM 8 at COL 1 (3G-1A)
Assists	2 (14X)	04/04/2009 EDM 5 vs VAN 3
Points	4 (1X)	03/19/2009 EDM 8 at COL 1 (3G-1A)
SOG	8 (1X)	03/22/2008 EDM 7 vs COL 5
PIM	6 (1X)	12/22/2008 EDM 4 vs PHO 2
Hat Tricks	1	03/19/2009 EDM 8 at COL 1 (3G)
Multi-Point Games	21	04/04/2009 EDM 5 vs VAN 3 (1G-2A)

LONGEST PERSONAL STREAKS (GAMES IN WHICH HE PLAYED)

Goals	2 (5X)	04/02/2009 04/04/2009 (2G)
Assists	8 (1X)	02/04/2008 02/22/2008 (9A)
Points	9 (1X)	02/04/2008 02/24/2008 (3G-9A)



TOM GILBERT

77

DEFENCE

HEIGHT 6'3"

WEIGHT 206 LBS

SHOOTS RIGHT

BORN JANUARY 10, 1983

MINNEAPOLIS, MINNESOTA

SEASON	TEAM	LEAGUE	REGULAR SEASON					PLAYOFFS				
			GP	G	A	PTS	PIM	GP	G	A	PTS	PIM
1999-00	Bloomington-Jeff	USHS	18	7	18	25	-	-	-	-	-	-
2000-01	Bloomington-Jeff	USHS	23	20	18	38	-	-	-	-	-	-
	Chicago Steel	USHS	1	0	0	0	0	-	-	-	-	-
2001-02	Chicago Steel	USHS	57	13	15	28	62	4	0	0	0	4
2002-03	U of Wisconsin	WCHA	39	7	13	20	36	-	-	-	-	-
2003-04	U of Wisconsin	WCHA	39	6	15	21	36	-	-	-	-	-
2004-05	U of Wisconsin	WCHA	41	8	9	17	48	-	-	-	-	-
2005-06	U of Wisconsin	WCHA	43	12	19	31	32	-	-	-	-	-
2006-07	EDMONTON	NHL	12	1	5	6	0	-	-	-	-	-
	Wilkes-Barre	AHL	48	4	26	30	32	10	1	7	8	10
2007-08	EDMONTON	NHL	82	13	20	33	20	-	-	-	-	-
2008-09	EDMONTON	NHL	82	5	40	45	26	-	-	-	-	-
OILERS/NHL TOTALS			176	19	65	84	46	-	-	-	-	-
AHL TOTALS			48	4	26	30	32	10	1	7	8	10
COLLEGIATE TOTALS			162	33	56	89	152	-	-	-	-	-

HOW ACQUIRED: Obtained by Edmonton from the Colorado Avalanche in exchange for Tommy Salo and Edmonton's sixth round choice (Justin Mercier) in the 2005 NHL Entry Draft on March 8, 2004.

2008-09 HIGHLIGHTS: Finished the season appearing in all 82 games (Cogliano the only other to play in every game) scoring 45 points (5G, 40A)...set career-highs in assists, points plus/minus (+6), PIM (26) and shots (107)...was 1st among Oiler defencemen in assists, 2nd in points...finished 19th in scoring among NHL defencemen & 10th in assists...collected 12 MP games and 10 MA games...played in 100th career Oilers/NHL game at Colorado (Oct. 23)...scored 1st goal of season at PIT (Nov. 6) & registered back-to-back multiple-point games with career-high 3 assists at PHI (Nov. 2) & 2 assists at CBJ (Nov. 5)...had a three-game scoring streak (1-5-6; Nov. 2) ended at New Jersey (Nov. 9)...registered back-to-back multiple-point games with 0-2-2 vs PHO (Jan. 18) & 0-2-2 vs CBJ (Jan. 20)...had career-high four-game scoring streak (1-5-6; Jan. 16-27) ended vs MIN (Jan. 30)...led Oilers in TOI vs CGY (Feb. 21) with a season-high 32:13 - the most TOI by an Oiler this season...scored 3 assists in a game (Nov. 2 at PHI & Feb. 11 vs MTL). The 3 assists equal a single-game career-high...scored 0-3-3 vs ANA (Mar. 31) for his team-leading 11th multiple assist game & his 13th multiple-point game.

CAREER HIGHLIGHTS: 2007-08: Named Oilers Defenceman of the Year, marking the first time in Oilers history that a rookie has won the award...scored 13-20-33 with 20 PIM and was -6 in 82 GP to finish 8th on Oilers scoring list & 1st among defencemen...was 7th in goals & 8th in assists...scored points in 25 of 82 GP and was plus or even in 50 of 82 GP...10th in NHL rookie scoring & 2nd among rookie defencemen...was among NHL rookie leaders in several categories - 9th in goals, 12th in assists, 1st in SHA (2), 10th in PPG (3), 12th in PPA (6), 13th in powerplay scoring (3-6-9), 4th in shooting pct. (13.3%) & 1st in blocked shots (159)...established new Oilers records for most goals & points in a season by a rookie defenceman...scored 1-1-2 at COL (Mar. 28) for his 5th multiple-point game of the season, giving him 33 points & surpassing the previous Oilers record of 32 points set by Paul Coffey (9-23-32) in 1980-81...his 13 goals broke the previous mark of nine goals scored by Coffey (1980-81) & Marc-Andre Bergeron (2003-04)...he broke the record with his 10th goal of the season in a 5-1 loss vs NAS (Mar. 4) and then upped the record with goals vs PHX (Mar. 18), vs VAN (Mar. 20) & at COL (Mar. 28)...scored a single-game career-high 1-2-3 & had career-high 8 blocked shots vs DET (Feb. 26)...assisted on the Oilers 8,000 goal in franchise history - PPG by Denis Grebeshkov - at NAS (Feb. 19)...led Oilers in ice time seven times, including season-high 29:36 vs CHI (Nov. 24)...registered 1st career Oilers/NHL PIM with a tripping minor vs COL (Nov. 22) & scored assist at Vancouver (Feb. 16)...third player in Oilers history to wear #77 (Garry Unger & Adam Oates)...2006-07: Made professional debut with the Edmonton organization, splitting the season between the Oilers and the Wilkes-Barre/Scranton Penguins (AHL)...scored 1-5-6 with 0 PIM and was even in 12 GP in his Oilers/NHL debut...played first Oilers/NHL game at SJ (Jan. 10)...was scoreless and +1 in 13:23 minutes of play in his debut...scored first Oilers/NHL goal & point at OTT (Feb. 20 vs Martin Gilbert) and tallied his first Oilers/NHL assist vs COL (Mar. 23)...missed 13 games (Feb. 23-Mar. 21) with a concussion suffered at CBJ (Feb. 22)...with Wilkes-Barre/Scranton he scored 4-26-30 with 32 PIM in 48 games to finish tied for 12 on the Penguins scoring list...was 3rd in plus/minus at +10...scored 1-7-8 with 10 PIM in 10 playoff games to finish fourth on the Penguins & second among defencemen...was third in assists...**COLLEGE:** Played four seasons at the U of Wisconsin, scoring 33-56-89 with 152 PIM in 162 games from 2002-03 to 2005-06...member of Wisconsin's NCAA championship team in 2005-06, scoring the GWG in the Badgers' 2-1 victory over the Boston College Eagles in the Frozen Four championship final...an assistant captain in both his junior and senior years, was named to the NCAA Frozen Four all-tournament team...was named a second team NCAA West All-American and was a WCHA first team all-conference selection...named Wisconsin team MVP in 2004-05...**JUNIOR:** Prior to attending Wisconsin, he played one full season with the Chicago Steel of the USHL, scoring 13-15-28 with 62 PIM in 2001-02...also played one game for the Steel in 2000-01...**HIGH SCHOOL:** Skated for two seasons in his hometown with Bloomington Jefferson High School from 1999-00 to 2000-01...was a finalist for Minnesota's Mr. Hockey (Minnesota high school player of the year) & was named the male athlete of the year in 2000-01...**INTERNATIONAL:** Scored 1-3-4 and was even in seven GP for Team USA at 2008 IIHF World Championships.



GILBERT vs. NHL

OPPONENT	GP	G	A	PTS	PIM
Anaheim	8	1	6	7	6
Atlanta	2	1	0	1	0
Boston	1	0	0	0	2
Buffalo	1	0	1	1	0
Calgary	15	1	6	7	4
Carolina	2	0	0	0	0
Chicago	9	1	3	4	4
Colorado	15	3	6	9	2
Columbus	9	1	5	6	2
Dallas	8	1	1	2	0
Detroit	8	1	4	5	2
Florida	2	0	1	1	0
Los Angeles	8	0	1	1	2
Minnesota	17	1	2	3	4
Montreal	2	0	3	3	2
Nashville	10	1	3	4	2
New Jersey	2	0	0	0	0
NY Islanders	2	0	3	3	0
NY Rangers	2	0	0	0	0
Ottawa	3	1	1	2	0
Philadelphia	2	0	3	3	2
Phoenix	8	1	6	7	2
Pittsburgh	—	—	—	—	—
St. Louis	9	1	2	3	2
San Jose	9	1	4	5	4
Tampa Bay	2	0	0	0	0
Toronto	2	0	1	1	2
Vancouver	14	2	2	4	2
Washington	2	0	1	1	0
TOTAL	176	19	65	84	46

NHL HIGHLIGHTS

FIRSTS

First GP	01/10/2007	EDM 3 at SJ 2
First Assist	03/23/2007	EDM 4 vs COL 3
First Goal	02/20/2007	EDM 3 at OTT 4 (Martin Gerber)

MOSTS

Goals	1 (19X)	04/11/2009 EDM 1 at CGY 4
Assists	3 (3X)	03/31/2009 EDM 3 vs ANA 5
Points	3 (5X)	03/31/2009 EDM 3 vs ANA 5 (0G-3A)
SOG	5 (1X)	03/31/2009 EDM 3 vs ANA 5
PIM	4 (2X)	03/31/2009 EDM 3 vs ANA 5
Hat Tricks	0	
Multi-Point Games	19	03/31/2009 EDM 3 vs ANA 5 (0G-3A)

LONGEST PERSONAL STREAKS (GAMES IN WHICH HE PLAYED)

Goals	2 (1X)	03/18/2008 03/20/2008 (2G)
Assists	3 (1X)	01/18/2009 01/27/2009 (5A)
Points	4 (1X)	01/16/2009 01/27/2009 (1G-5A)

DENIS GREBESHKOV

37

DEFENCE

HEIGHT 6'0"

WEIGHT 209 LBS

SHOOTS LEFT

BORN OCTOBER 11, 1983

YAROSLAVL, RUSSIA

SEASON	TEAM	LEAGUE	REGULAR SEASON					PLAYOFFS				
			GP	G	A	PTS	PIM	GP	G	A	PTS	PIM
1999-00	Yaroslavl 2	Russia-3	42	2	1	3	12	6	0	0	0	2
2000-01	Yaroslavl 2	Russia-3	34	7	2	9	20	—	—	—	—	—
	Russia	WJC-A	7	2	1	3	0	—	—	—	—	—
2001-02	Yaroslavl 2	Russia-3	7	1	1	2	2	—	—	—	—	—
	Yaroslavl	Russia	27	1	2	3	10	—	—	—	—	—
	Russia	WJC-A	7	1	2	3	0	—	—	—	—	—
2002-03	Yaroslavl	Russia	48	0	7	7	26	10	0	1	1	2
	Russia	WJC-A	6	0	2	2	6	—	—	—	—	—
	Los Angeles	NHL	4	0	1	1	0	—	—	—	—	—
2003-04	Manchester	AHL	43	2	7	9	34	6	0	1	1	6
	Manchester	AHL	75	5	44	49	87	6	0	4	4	2
2004-05	Los Angeles	NHL	8	0	2	2	12	—	—	—	—	—
	Manchester	AHL	48	2	25	27	59	—	—	—	—	—
	NY Islanders	NHL	21	0	3	3	8	—	—	—	—	—
	Bridgeport	AHL	—	—	—	—	—	7	1	1	2	8
2006-07	Yaroslavl	Russia	47	8	9	17	79	7	0	2	2	6
	Russia	WC-A	9	1	2	3	0	—	—	—	—	—
2007-08	EDMONTON	NHL	71	3	15	18	22	—	—	—	—	—
	Russia	WC-A	9	0	6	6	2	—	—	—	—	—
2008-09	EDMONTON	NHL	72	7	32	39	38	—	—	—	—	—
OILERS TOTALS			143	10	47	57	60	—	—	—	—	—
NHL TOTALS			176	10	53	63	80	—	—	—	—	—
AHL TOTALS			166	9	76	85	180	19	1	6	7	16
RUSSIAN TOTALS			122	9	18	27	115	17	0	3	3	8
RUSSIAN-3 TOTALS			84	10	4	14	34	6	0	0	0	2
WORLD CHAMPIONSHIP TOTALS			18	1	8	9	2	—	—	—	—	—
WORLD JUNIOR TOTALS			20	3	5	8	6	—	—	—	—	—

HOW ACQUIRED: Obtained by Edmonton from the NY Islanders on February 18, 2007 in exchange for Marc-Andre Bergeron and Edmonton's 3rd round choice in the 2008 NHL Entry Draft.



2008-09 HIGHLIGHTS: Finished the season with 39 points (7G, 32A), 38 PIM and +12...3rd on team defenceman in scoring, 8th on team in scoring, 4th on team in assists, 1st in plus/minus...set career-highs in GP, goals, assists, points, plus/minus, PIM, PPG (2) and shots (62)...had 5 MP games...played 100th career Oilers game vs Phoenix (Dec. 22)...scored 1-3-4 at CGY (Dec. 31) to establish single-game career-highs for both assists & points. The 4 point game is the most points scored by an Oiler this season...had career-high three-game scoring streak (1-2-3; Jan. 20-30) ended vs NSH (Feb. 1)...had two-game scoring streak (1-1-2; Mar. 29-31) ended vs SJ (Apr. 2)...had a career-high four game scoring streak (0-4-4; Mar. 5-12) ended vs COL (Mar. 14)...was +4 at TOR (Mar. 7)

CAREER HIGHLIGHTS: 2007-08: Made his debut with the Oilers after spending 2006-07 season in Russia with Lokomotiv Yaroslavl...first season in Edmonton saw him score 3-15-18 with 22 PIM & was +2 in 71 GP...scored points in 16 of 71 GP and was plus or even in 52 of 71 GP...played 1st career Oilers game at Detroit (Oct. 8) and scored his 1st Oilers point with an assist vs MIN (Oct. 25)...netted 1st career Oilers/NHL goal on Jan. 10 beating Mikael Tellqvist in a 5-2 win vs PHX...1st Oilers PIM came at PHX (Oct. 18)...put together two career-high three-game assist & point scoring streaks with 0-3-3 from Nov. 24-28 & 1-3-4 from Feb. 19-24...also had two, two-game scoring streaks...registered first two multiple-point games of his career with 1-1-2 vs PHX (Jan. 10) & 1-1-2 at NAS (Feb. 19)...also scored goal at CGY (Mar. 29)...his PPG at NAS on Feb. 19 was the 8,000th goal in Edmonton's franchise history...assisted on GWG vs COL (Feb. 24) & Andrew Cogliano's OT game winner at CHI (Mar. 9)...led Oilers in ice time on three occasions, including season-high 27:42 at ANA (Oct. 28)...played in 100th career NHL game at MIN (Mar. 26)...member of Russia's gold medal winning team at 2008 IIHF World Championship team...scored 0-6-6 with 2 PIM & was +12 in 9 GP...**2006-07:** Returned to Russia to play for Lokomotiv Yaroslavl of the Russian Superliga after spending the three previous seasons (2003-04 to 2005-06) in North America, playing for the Los Angeles and NY Islanders organizations...signed as a free agent by Yaroslavl on July 10, 2006...scored Russian career-high 8-9-17 with 79 PIM in 47 games to finish 8th in scoring and 6th in goals for Yaroslavl...added 0-2-2 with 6 PIM in 7 playoff games...established single-season Superliga highs for goals, assists, points and PIM...**2005-06:** Played with two organizations and four teams during the season...began the season with Los Angeles before being traded to NY Islanders, along with Jeff Tambellini, in exchange for Mark Parrish and Brent Sopel on March 8...prior to the trade, he scored two assists with 12 PIM in 8 games with the Kings and scored 2-25-27 in 48 games with Manchester (AHL)...was 2nd on Manchester's defence in assists & 3rd in points...appeared in 21 games with the Islanders, scoring three assists...made Islanders debut Mar. 10 vs Toronto...registered his first point with New York, scoring an assist at Florida (Mar. 17)...appeared in seven games with Bridgeport during the AHL Calder Cup Playoffs and scored 1-1-2 with 8 PIM...**2004-05:** Second pro season saw him score 5-44-49 with 87 PIM in 75 games at Manchester...led Monarchs defencemen in scoring and was tied for fourth among AHL blueliners...led AHL defencemen with 44 assists...finished the season at +21...one of six Monarchs to play in the AHL All-Star Classic...scored 0-4-4 in six playoff games...**2003-04:** Began the season with Manchester (AHL) before suffering a wrist injury that required surgery on Dec. 9 and forced him to miss eight weeks...recalled to Los Angeles on Feb. 28 and made his NHL debut with the Kings vs ANA (Feb. 28)...scored his first point, an assist, the next day at ANA (Feb. 29)...played four games with the Kings before being returned to Manchester...scored 2-7-9 with 34 PIM in 43 games with Monarchs...**EUROPE:** Played four seasons 1999-00 to 2002-03 in Russia with Lokomotiv Yaroslavl organization, spending time with both the Russia Superliga team and division 3 club...scored 9-18-27 with 115 PIM in 122 career Superliga games...scored 0-7-7 with 26 PIM in 48 games for Yaroslavl in 2002-03 and added an assist in 10 playoff games as he helped Lokomotiv win the Superliga championship...made Superliga debut with Yaroslavl in 2001-02, scoring 1-2-3 in 27 games...**INTERNATIONAL:** Has won a medal with Russia at the last two IIHF World Championships, winning gold in 2008 and bronze in 2007...scored 0-6-6 in 9 GP & was 3rd in the tournament at +12 as Russia won world title at Quebec City in 2008...represented Russia at three IIHF World Junior Championships, winning back-to-back gold medals in 2002 and 2003 in Pardubice, Czech Republic and Halifax, respectively...scored 3-5-8 with 6 PIM in 20 games in his three appearances.

GREBESHKOV vs. NHL

OPPONENT	GP	G	A	PTS	PIM
Anaheim	11	1	2	3	2
Atlanta	3	0	1	1	2
Boston	3	0	0	0	2
Buffalo	2	0	1	1	2
Calgary	13	2	7	9	12
Carolina	2	0	0	0	0
Chicago	8	0	3	3	6
Colorado	14	0	7	7	8
Columbus	6	1	2	3	2
Dallas	9	0	2	2	2
Detroit	8	1	2	3	2
Florida	2	0	1	1	0
Los Angeles	7	0	3	3	0
Minnesota	13	0	7	7	10
Montreal	5	0	2	2	2
Nashville	8	1	1	2	2
New Jersey	2	0	0	0	0
NY Islanders	2	0	0	0	0
NY Rangers	5	0	1	1	2
Ottawa	2	0	1	1	0
Philadelphia	2	0	0	0	0
Phoenix	8	1	2	3	6
Pittsburgh	5	0	0	0	2
St. Louis	8	0	2	2	4
San Jose	6	1	0	1	2
Tampa Bay	2	0	0	0	2
Toronto	5	0	3	3	2
Vancouver	12	2	2	4	6
Washington	3	0	1	1	0
TOTAL	176	10	53	63	80

NHL HIGHLIGHTS

FIRSTS

First GP	02/28/2004	LA 2 vs ANA 1
First Goal	01/10/2008	EDM 5 vs PHO 2 (Mikael Tellqvist)
First Assist	02/29/2004	LA 3 at ANA 6

MOSTS

Goals	1 (10X)	04/04/2009 EDM 5 vs VAN 3
Assists	3 (1X)	12/31/2008 EDM 4 at CGY 6
Points	4 (1X)	12/31/2008 EDM 4 at CGY 6 (16-3A)
SOG	5 (1X)	01/09/2006 LA 2 at ANA 6
PIM	4 (5X)	03/20/2009 EDM 5 at CHI 4
Hat Tricks	0	
Multi-Point Games	7	04/10/2009 EDM 5 vs CGY 1 (06-2A)

MOST RECENTLY

LONGEST PERSONAL STREAKS (GAMES IN WHICH HE PLAYED)

Goals	1 (10X)	04/04/2009 EDM 5 vs VAN 3
Assists	4 (1X)	03/05/2009 03/12/2009 (4A)
Points	4 (1X)	03/05/2009 03/12/2009 (06-4A)

ALES HEMSKY

83

RIGHT WING

HEIGHT 6'0"

WEIGHT 192 LBS


SHOOTS RIGHT

BORN AUGUST 13, 1983
PARDUBICE, CZECH REPUBLIC

SEASON	TEAM	LEAGUE	REGULAR SEASON					PLAYOFFS				
			GP	G	A	PTS	PIM	GP	G	A	PTS	PIM
1999-00	HC Pardubice-Jr	Czech Rep	52	24	50	74	90	—	—	—	—	—
	HC Pardubice	Czech Rep	4	0	1	1	0	—	—	—	—	—
2000-01	Hull	QMJHL	68	36	64	100	67	5	2	3	5	2
2001-02	Hull	QMJHL	53	27	70	97	86	10	6	10	16	6
2002-03	EDMONTON	NHL	59	6	24	30	14	6	0	0	0	0
2004-04	EDMONTON	NHL	71	12	22	34	14	—	—	—	—	—
2004-05	HC Moeller Pardubice	Czech Rep	47	13	18	31	28	16	4	10	14	26
	Czech Republic	WC-A	7	2	0	2	2	—	—	—	—	—
2005-06	EDMONTON	NHL	81	19	58	77	64	24	6	11	17	14
	Czech Republic	Olympics	8	1	2	3	2	—	—	—	—	—
2006-07	EDMONTON	NHL	64	13	40	53	40	—	—	—	—	—
2007-08	EDMONTON	NHL	74	20	51	71	34	—	—	—	—	—
2008-09	EDMONTON	NHL	72	23	43	66	32	—	—	—	—	—
OILERS/NHL TOTALS			421	93	238	331	198	30	6	11	17	14
QMJHL TOTALS			121	63	134	197	153	15	8	13	21	8
WORLD CHAMPIONSHIP TOTALS			7	2	0	2	2	—	—	—	—	—

HOW ACQUIRED: Oilers' 1st choice, 13th overall, in 2001 NHL Entry Draft.

2008-09 HIGHLIGHTS: Finished the season 1st in team scoring with 66 points (23G, 43A), 1st in assists (43) and T-1st in goals (23) in 72 GP...27 of his 43 assists & 31 of his 66 points have come on the powerplay...among NHL leaders in PPA (8th with 27) and PP points (24th with 4-27-31)...marks the 4th consecutive season that he has led the Oilers in scoring (2005-06 to 2008-09)...scored his 200th career Oilers/NHL assist with a PPA at COL (Oct. 23)...had a six-game scoring streak (5-4-9; Oct. 30-Nov. 9)...had career-high eight-game scoring streak (4-7-11; Nov. 18-Dec. 6) ended vs FLA (Dec. 11). The streak is the longest by an Oiler...scored 300th career Oilers/NHL point at VAN (Dec. 26) to become 15th player in Oilers history to score 300-or-more points...scored 2-2-4, including GWG, vs CBJ (Jan. 20) to equal single-game career-high...Named NHL's third star for week ending Jan. 25/09...played his 400th Oilers/NHL game vs CBJ (Feb. 26)...scored 20th goal of the season vs MIN (Feb. 28). It is the second 20-goal season of his career...the goal at TOR (Mar. 7) was his 21st of the season, establishing a new single-season high...had a four-game assist & point scoring streak (1-5-6; Mar. 24-29) ended vs SJ (Apr. 2)...registered team-leading 16th multiple-point game with 1-1-2 vs VAN (Apr. 4).



CAREER HIGHLIGHTS: 2007-08: Scored 20-51-71 with 34 PIM & was -9 in 74 GP...scored points in 49 of 74 GP & was plus or even in 44 of 74 GP...named one of four alternate captains, wearing the "A" for home games...won two Oilers awards, winning the Zane Feldman Trophy as the team's MVP & was also named the Most Popular Player...led Oilers in scoring & tied for 33rd place in NHL scoring race...marks the 3rd consecutive season that he has led the Oilers in scoring (2005-06 to 2007-08) & he has also led Oilers in assists for the past three seasons...71 point season led six points shy of career-high 19-58-77 scored in 2005-06...moved into 16th place on Oilers career-scoring race with 265 points...is the 22nd Oiler to score 200-or-more career points...also led the Oilers in powerplay scoring and PPA with 8-22-30...was 3rd on the Oilers in goals, reaching the 20-goal plateau for first time in career with PPG at SJ (Mar. 16)...his 17 multiple-point games led the Oilers...scored season-high three points on five occasions...had two six-game & one five-game scoring streak...registered 200th career Oilers/NHL point with two goals vs MIN (Oct. 25) & netted the shootout deciding goal vs the Wild...was 6-16 in shootouts with four deciding goals (vs MIN, Oct. 25, at VAN, Nov. 14, at DET, Dec. 13 & vs CBJ, Mar. 2)...played 300th Oilers/NHL game at COL (Nov. 28)...missed seven games due to injury...**2006-07:** Scored 13-40-53 with 40 PIM and was -7 in 64 GP to tie for Oilers scoring lead...was 1st in assists, 1st in PPA (20), 1st in PP points (5-20-25) & 7th in goals...led Oilers with 14 multiple-point games & 12 multiple assist games...missed 17 games due to injury...had two, five-game scoring streaks with 2-5-7 (Oct. 23-Nov. 1) & 2-5-7 (Jan. 2-10) & led Oilers with four, four-game assist scoring streaks...had eight assists in five games between Jan. 27-Feb. 3...among his 14 multiple-point games was a four-point game that saw him tie his single-game career-high with 1-3-4 vs LA (Jan. 27)...also had two three-point games (1-2-3 vs PHX, Oct. 23 & 0-3-3 vs STL, Nov. 16), and 11 two-point games...the three-assist game vs STL (Nov. 16) tied his single-game best...scored GWG vs FLA (Jan. 2) and had eight GWA...registered a single-game career-high 8 PIM, including his 100th career Oilers/NHL PIM, vs SJ (Oct. 12)...**2005-06:** Led Oilers in scoring with career-high 19-58-77 in 81 GP...was 1st in assists & 5th in goals...led Oilers in multiple-point games with 23...tied for 33rd in NHL scoring race & was 10th in NHL with 48 assists...15th in NHL powerplay scoring with 7-35-42 & 6th in PPA (35)...had a seven-game scoring streak (3-8-11; Dec. 31-Jan. 16)...scored his 100th career Oilers/NHL point vs MIN (Dec. 26)...scored 100th career Oilers/NHL assist vs CGY (Apr. 1/06) and his 100th career Oilers/NHL point with a goal vs MIN (Dec. 28/05)...played 200th career Oilers/NHL game at VAN (Mar. 23/06)...was involved in 13 GWG, scoring four and assisting on nine...led the NHL with 14 shootout attempts and scored on five of the attempts...scored 6-11-17 in 24 playoff games to finish 4th on Oilers scoring list & 11th in NHL...tied for 2nd in powerplay scoring with 4-7-11...**2004-05:** Scored 13-18-31 with 28 PIM in 47 games for HC Moeller Pardubice of the Czech Republic Extraliga...named playoff MVP as he helped Pardubice win the Extraliga championship by scoring a playoff leading 4-10-14 in 16 games...**2003-04:** Scored 12-22-34 with 14 PIM and was -7 in 71 games...5th on Oilers scoring list & was 8th in goals (12) & 5th in assists (22)...3rd on Oilers in PP scoring with 4-7-11...7 multiple-point games ranked him 4th on Oilers...played in his 100th career Oilers/NHL game at PHI (Jan. 10)...**2002-03:** Named Top First Year Oiler in Oilers/NHL debut season...scored 6-24-30 with 14 PIM & was +5 in 59 games...9th on Oilers scoring list & 6th in assists...finished among NHL rookie leaders in several categories...was 7th in points, 2nd in assists, 3rd in PPA (9), 8th in PP points (0-9-9) & 15th in plus/minus...his 30 points ranked 11th on the Oilers single-season scoring list for rookies while his 24 assists ranked 4th all-time...named to 2003 Western Conference roster for NHL YoungStars Game at FLA on Feb. 1, but did not play due to injury...named NHL Rookie of the Month for March...registered points in 13 of the month's 16 games as he helped the Oilers post a 10-2-3-1 record...scored a point-per-game with 3-13-16 & was +9...made his Oilers/NHL debut in season opener vs PHI (Oct. 10)...scored 1st Oilers/NHL goal vs MTL (Jan. 4)...put together a career-high seven-game scoring streak (1-7-8; Mar. 1-13)...the streak was the longest rookie scoring streak in the NHL & the longest by an Oiler...**JUNIOR CAREER:** Spent two seasons with the Hull Olympiques of the QMJHL, scoring 63-134-197 in 121 games from 2000-01 to 2001-02...named to QMJHL 2nd All-Star Team in 2001-02...won the Mike Bossy Trophy as the QMJHL's top pro prospect in 2000-01...finished among QMJHL's 20 scorers each season...was 17th in QMJHL scoring race with 36-64-100 in 2000-01 & was 19th in 2001-02 with 27-70-97...**INTERNATIONAL:** Member of Czech Republic national team at 2006 Winter Olympics...scored 1-2-3 with 2 PIM in 8 games to help win bronze medal...member of Czech Republic's gold medal winning team at 2005 IIHF World Championship, scoring 2-0-2 in 7 GP...skated at 2002 IIHF World Jr. Championship.

HEMSKY vs. NHL

OPPONENT	GP	G	A	PTS	PIM
Anaheim	19	6	10	16	6
Atlanta	5	1	5	6	2
Boston	5	0	2	2	4
Buffalo	4	2	2	4	2
Calgary	39	6	21	27	24
Carolina	4	1	1	2	2
Chicago	20	3	8	11	14
Colorado	36	4	20	24	18
Columbus	21	9	16	25	6
Dallas	20	3	8	11	8
Detroit	22	3	8	11	8
Florida	5	1	3	4	6
Los Angeles	21	9	14	23	8
Minnesota	35	6	7	13	16
Montreal	8	2	3	5	0
Nashville	20	6	9	15	16
New Jersey	5	1	4	5	2
NY Islanders	4	1	3	4	0
NY Rangers	4	1	4	5	6
Ottawa	6	0	4	4	2
Philadelphia	5	2	3	5	2
Phoenix	23	8	21	29	6
Pittsburgh	4	1	4	5	0
St. Louis	20	2	18	20	16
San Jose	21	6	7	13	16
Tampa Bay	4	1	0	1	0
Toronto	6	2	8	10	0
Vancouver	31	6	20	26	8
Washington	4	0	5	5	0
	421	93	238	331	198

NHL HIGHLIGHTS

FIRSTS

First GP	10/10/2002	EDM 2 vs PHI 2
First Assist	10/12/2002	EDM 3 at NSH 2
First Goal	01/04/2003	EDM 5 vs MTL 4 (Jose Theodore)

MOSTS

Goals	2 (6X)	01/20/2009 EDM 4 vs CBJ 3
Assists	3 (9X)	11/18/2008 EDM 7 at CBJ 2
Points	4 (4X)	01/20/2009 EDM 4 vs CBJ 3 (26-2A)
SOG	8 (1X)	02/06/2007 EDM 2 vs VAN 5
PIM	8 (1X)	10/12/2006 EDM 6 vs SJ 4
Hat Tricks	0	
Multi-Point Games	83	04/04/2009 EDM 5 vs VAN 3 (16-1A)

LONGEST PERSONAL STREAKS (GAMES IN WHICH HE PLAYED)

Goals	4 (1X)	11/02/2008 11/09/2008 (5G)
Assists	6 (2X)	01/05/2008 01/17/2008 (9A)
Points	8 (1X)	11/18/2008 12/06/2008 (4G-7A)

SHAWN HORCOFF 10

CENTRE

HEIGHT 6'1"

WEIGHT 208 LBS

SHOOTS LEFT


BORN SEPTEMBER 17, 1978
TRAIL, BRITISH COLUMBIA



SEASON	TEAM	LEAGUE	REGULAR SEASON					PLAYOFFS				
			GP	G	A	PTS	PIM	GP	G	A	PTS	PIM
1996-97	Michigan State	CCHA	40	10	13	23	20	—	—	—	—	—
1997-98	Michigan State	CCHA	34	14	13	27	50	—	—	—	—	—
1998-99	Michigan State	CCHA	39	12	25	37	70	—	—	—	—	—
1999-00	Michigan State	CCHA	42	14	51	65	50	—	—	—	—	—
2000-01	EDMONTON	NHL	49	9	7	16	10	5	0	0	0	0
	Hamilton	AHL	24	10	18	28	19	—	—	—	—	—
2001-02	EDMONTON	NHL	61	8	14	22	18	—	—	—	—	—
	Hamilton	AHL	2	1	2	3	6	—	—	—	—	—
2002-03	EDMONTON	NHL	78	12	21	33	55	6	3	1	4	6
	Canada	WC-A	9	3	4	7	0	—	—	—	—	—
2003-04	EDMONTON	NHL	80	15	25	40	73	—	—	—	—	—
	Canada	WC-A	9	3	4	7	8	—	—	—	—	—
2004-05	Mora IK	Sweden	50	19	27	46	117	—	—	—	—	—
2005-06	EDMONTON	NHL	79	22	51	73	85	24	7	12	19	12
2006-07	EDMONTON	NHL	80	16	35	51	56	—	—	—	—	—
2007-08	EDMONTON	NHL	53	21	29	50	30	—	—	—	—	—
2008-09	EDMONTON	NHL	80	17	36	53	39	—	—	—	—	—
OILERS/NHL TOTALS			560	120	218	338	366	35	10	13	23	18
AHL TOTALS			26	11	20	31	25	—	—	—	—	—
COLLEGIATE TOTALS			155	50	102	152	190	—	—	—	—	—
WORLD CHAMPIONSHIP TOTALS			18	6	8	14	8	—	—	—	—	—

HOW ACQUIRED: Edmonton's third choice (4th round), 99th overall, in 1998 NHL Entry Draft.

2008-09 HIGHLIGHTS: Finished the season with 53 points (17G, 36A), 39 PIM and a +7 in 80 GP...was 2nd on Oilers in scoring, 3rd in assists and 4th in goals...won 53.9% of his faceoffs to lead the team...finished 1st in NHL with 1756 faceoffs & 1st in faceoffs won with 947...has established new Oilers single-season record for most faceoffs and faceoffs won. Won 7 of 14 faceoffs at PHX (Mar. 26) to establish a new Oilers record for most faceoff wins in a season and set the new team record for most faceoffs in a season at ANA (Mar. 27). Todd Marchant held the previous Edmonton records with 843 wins and 1593 faceoffs in 1999-00...ranked 11th in TOI among NHL forwards, averaging 21:21 minutes per game...had 11 MP games and 9 MA games...8 of his 16 goals & 21 of his 53 points came on the powerplay...scored season-high 1-2-3 at STL (Nov. 29) & at CBJ (Nov. 18)...had six-game scoring streak (2-7-9; Nov. 26-Dec. 6) ended vs FLA (Dec. 11)...played 500th Oilers NHL game vs DET (Nov. 20)...became 14th player in Oilers history to score 300 career points with 1-2-3 at STL (Nov. 29). 300th point was a goal at 2:59 of 3rd period on Manny Legace...scored two assists vs DAL for 6th MPG. 2nd assist was his 200th career Oilers/NHL assist...scored PPA at PHX (Mar. 26) for his 332nd career Oilers/NHL point, moving past Craig MacTavish into sole possession of 13th place on Oilers all-time scoring list.



CAREER HIGHLIGHTS: 2007-08: Despite missing 29 games due to injury, he finished 2nd in scoring on the Oilers with 21-29-50 in 53 games...was +1 with 30 PIM...scored points in 30 of 53 GP and was plus or even in 35 of 53 GP...averaged 22:13 minutes of ice time per game to finish 1st among Oilers forwards & 3rd on the team...led forwards in ice time in 43 of his 53 games, including season-high 26:01 at Florida (Jan. 24)...one of four alternate captains for the Oilers...was 2nd in goals multiple-point games (15), 4th in assists & PPG (6)...placed on NHL IRL on Feb. 5 with a left shoulder injury and missed 29 games (Feb. 1-Apr. 3)...underwent surgery on the shoulder on Feb. 6...named to Western Conference All-Star Team on Jan. 10 for his 1st NHL All-Star Game appearance...was scoreless with five shots and was -2 in 17:25 of ice time at Atlanta...won the fastest skater award in the Dodge/NHL SuperSkills competition on Jan. 26, posting a time of 4.673 in the preliminary round to advance to the final, where he beat Brian Campbell of the Buffalo Sabres...reached the 20-goal milestone for the 2nd time in his career with two goals at WAS (Jan. 17)...scored his 100th career Oilers/NHL goal vs NYI (Jan. 7) to become 15th player in Oilers history to score 100-plus goals...moved into 15th place on the Oilers career scoring list with an assist at CGY (Oct. 20)...is five points shy of 14th place held by Dave Hunter (119-171-280)...had career-high eight-game scoring streak (6-7-13; Nov. 28-Dec. 11)...the streak was the 2nd longest of the season by an Oiler...also put together a six-game scoring streak (5-7-12; Jan. 5-17)...scored points (5-10-15) in 8 of 11 games (Jan. 5-29), with multiple-point games in six of the eight games...was 5-7 on shootouts & had 3 deciding goals (Nov. 20 vs VAN, Dec. 11 at STL & Jan. 24 at FLA)...registered 300th career Oilers/NHL PIM vs PHI (Oct. 6)...**2006-07:** Scored 16-35-51 with 56 PIM and was -22 in 80 GP...4th on Oilers scoring list & was 3rd in goals, 2nd in assists & 2nd in GWG...led Oilers in takeaways with 75...tied his single-season high for goals played 80 (2003-04)...won 50.6% of his face-offs to place 4th on Oilers...scored five GWG, including three of the team's final seven GWG of the season...3rd on Oilers with 11 multiple-point games...scored 200th career Oilers/NHL point with an assist at PHX (Dec. 21) and played in his 400th career Oilers/NHL game at COL (Feb. 3)...twice had nine shots on goal, 21 vs FLA & Mar. 1 at MIN...**2005-06:** Established single-season career-highs in goals, assists and points, finishing 2nd on Oilers scoring list with 22-51-73 in 79 GP...1st in GWG (5), 2nd in assists (51), 3rd in goals (22) & 2nd in PIM (85)...8th in NHL in shorthanded scoring with 3-3-6, 19th in SHG & 6th in SHA...scored 1st career Oilers/NHL hat trick in 3-1 win at PIT (Jan. 11)...scored 4 assists vs DET (Nov. 17) to establish single-game career highs for assists & points...all 4 assists came in the 3rd period, tying an Oilers team record for most assists in a period...registered his 1st career 20-goal season when he scored GWG in OT vs CGY (Mar. 16)...scored his 100th career Oilers/NHL assist vs OTT (Jan. 14)...finished tied for 4th place in NHL playoff scoring race & was 2nd on Oilers scoring list with 7-12-19 in 24 games as Oilers advanced to Stanley Cup Final...**2004-05:** Played with Mora IK of the Swedish Elitserien...led Mora and tied for third place in league scoring race with 19-27-46 in 50 games...finished 5th in the Elitserien in goals and was 6th in PIM (117)...**2003-04:** Scored 15-25-40 with 73 PIM in 80 games...4th on Oilers scoring list, 6th in goals & 4th in assists...2nd on Oilers in SH scoring (2-1-3)...named Oilers Outstanding Defensive Forward...scored his 100th career Oilers/NHL point with a goal at ANA (Feb. 25)...**2002-03:** 6th on Oilers scoring list with 12-21-33 in 78 games...played in the 2003 NHL YoungStars Game at Florida (Feb. 1)...involved in nine GWG (3-6-9)...tied for Oilers post-season scoring lead with 3-1-4 & 6 PIM in 6 playoff games...**2001-02:** Reached the 20-point mark for 1st time in career, scoring 8-14-22 with 18 PIM in 61 games...**2000-01:** Scored 9-7-16 with 10 PIM and was +8 in 49 games with Edmonton in his rookie season...15th among NHL rookies in goals (9) and 7th in plus/minus (+8)...scored his first Oilers/NHL goal at DAL (Dec. 13/00)...made his Oilers/NHL Stanley Cup Playoff debut vs DAL in 2001 Western Conference Semi-Final...began the 2000-01 season in Hamilton (AHL) and was recalled from the Bulldogs on Dec. 4...was Hamilton's leading scorer at time of his recall with 10-18-28 with 19 PIM and -7 in 24 games...named to Canadian All-Star Team for the 2000-01 AHL All-Star Game, but did not play due to his call-up by the Oilers...named AHL's Rookie-of-the-Month for November, 2000...**COLLEGIATE:** Played four seasons (1996-97 to 1999-00) with Michigan State (CCHA), scoring 50-102-152 with 190 PIM in 155 career games with the Spartans...a 1999-00 Hobey Baker Award finalist, he was also an NCAA All-American & was named CCHA Player of the Year & CCHA Best Defensive Forward...won CCHA scoring title in 1999-00 with 8-36-44...**INTERNATIONAL:** Earned his 2nd consecutive gold medal with Team Canada at 2004 IIHF World Championships in Prague...tied for 10th in tournament scoring race with 3-4-7 in 9 GP & was +4 with 8 PIM...one of six Oilers to help Team Canada win the gold medal at the 2003 World Championships in Finland...made his international debut, scoring 3-4-7 in 9 GP to finish 3rd in scoring on Team Canada.

HORCOFF vs. NHL

OPPONENT	GP	G	A	PTS	PIM
Anaheim	27	5	14	19	22
Atlanta	7	2	5	7	10
Boston	7	1	3	4	4
Buffalo	7	1	0	1	6
Calgary	42	13	16	29	19
Carolina	7	2	2	4	4
Chicago	27	7	9	16	25
Colorado	43	11	19	30	38
Columbus	26	5	12	17	23
Dallas	27	8	12	20	4
Detroit	28	4	11	15	16
Florida	8	0	3	3	0
Los Angeles	30	6	17	23	18
Minnesota	41	8	13	21	28
Montreal	11	0	3	3	10
Nashville	29	3	11	14	10
New Jersey	8	0	0	0	10
NY Islanders	8	2	1	3	4
NY Rangers	6	1	5	6	12
Ottawa	8	0	7	7	4
Philadelphia	7	1	4	5	8
Phoenix	24	5	10	15	16
Pittsburgh	6	5	0	5	2
St. Louis	28	7	16	23	19
San Jose	28	7	5	12	20
Tampa Bay	8	1	3	4	4
Toronto	11	2	4	6	2
Vancouver	44	11	12	23	24
Washington	7	2	1	3	4
TOTAL	560	120	218	338	366

NHL HIGHLIGHTS

FIRSTS			MOSTS			MOST RECENTLY		
First GP	12/06/2000	EDM 4 vs NSH 0	Goals	3 (1X)	01/10/2006	EDM 3 at PIT 1		
First Assist	12/06/2000	EDM 4 vs NSH 0	Assists	4 (1X)	11/17/2005	EDM 6 vs DET 5		
First Goal	12/13/2000	EDM 2 at DAL 5 (Ed Belfour)	Points	4 (2X)	10/25/2007	EDM 5 vs MIN 4 (2G-2A)		
			SOG	9 (2X)	03/01/2007	EDM 0 vs MIN 5		
			PIM	7 (1X)	01/29/2004	EDM 5 vs CHI 2		
			Hat Tricks	1	01/10/2006	EDM 3 at PIT 1 (3G)		
			Multi-Point Games	71	04/10/2009	EDM 5 vs CGY 1 (1G-2A)		
LONGEST PERSONAL STREAKS (GAMES IN WHICH HE PLAYED)								
Goals	4 (1X)	12/05/2007	Assists	6 (2X)	01/05/2008	Points	8 (2X)	11/28/2007
		12/11/2007 (4G)			01/17/2008 (7A)			12/11/2007 (6G-7A)



JEAN-FRANCOIS JACQUES

22

LEFT WING

HEIGHT 6'4"

WEIGHT 227 LBS

SHOOTS LEFT


BORN APRIL 29, 1985

MONTREAL, QUEBEC

SEASON	TEAM	LEAGUE	REGULAR SEASON					PLAYOFFS				
			GP	G	A	PTS	PIM	GP	G	A	PTS	PIM
2001-02	Baie-Comeau	QMJHL	66	10	14	24	136	5	1	0	1	2
2002-03	Baie-Comeau	QMJHL	67	12	21	33	123	12	4	2	6	13
2003-04	Baie-Comeau	QMJHL	59	20	24	44	70	4	1	0	1	4
2004-05	Baie-Comeau	QMJHL	69	36	42	78	56	6	3	5	8	6
	Edmonton	AHL	6	0	0	0	5	-	-	-	-	-
2005-06	EDMONTON	NHL	7	0	0	0	0	-	-	-	-	-
	Hamilton	AHL	65	24	19	43	131	-	-	-	-	-
2006-07	EDMONTON	NHL	37	0	0	0	33	-	-	-	-	-
	Wilkes-Barre/Scranton	AHL	29	10	17	27	53	11	1	2	3	43
2007-08	EDMONTON	NHL	9	0	0	0	2	-	-	-	-	-
	Springfield	AHL	38	11	14	25	63	-	-	-	-	-
2008-09	EDMONTON	NHL	7	1	0	1	9	-	-	-	-	-
	Springfield	AHL	8	1	5	6	13	-	-	-	-	-
OILERS/NHL TOTALS			60	1	0	1	44	-	-	-	-	-
AHL TOTALS			146	46	55	101	265	11	1	2	3	43
QMJHL TOTALS			261	78	101	179	385	21	6	2	8	19

HOW ACQUIRED: Edmonton's 3rd choice (2nd round), 68th overall, in 2003 NHL Entry Draft.

2008-09 HIGHLIGHTS: Played 7 games with the Oilers scoring 1 goal while adding 9 PIM with a +1 rating...scored 6 points (1G, 5A) with 13 PIM in 8 games with Springfield (AHL)...was on NHL IRL after undergoing back surgery in off-season. Missed 51 games (Oct. 12-Feb. 5) due to the injury...recalled from Springfield on Jan. 17 after being with Oilers AHL affiliate for a two-week conditioning assignment (Feb. 6)...played his first game on Feb. 19 at DAL...hadn't played since Oct. 30 vs DET...scored 1st career NHL goal & point at NSH (Mar. 3). The goal came against Pekka Rinne at 5:15 of the 3rd period & was assisted by Ladislav Smid & Zack Stortini...registered single-game career-high 9 PIM at ANA (Mar. 27).



CAREER HIGHLIGHTS: 2007-08: For the third consecutive season, he split the year between the Oilers and their AHL affiliate...saw action in nine games with Edmonton and was held scoreless with 2 PIM and was -3...played in nine of season's first 13 games between Oct. 4 and Oct. 30...had a season-high 5 hits vs MIN (Oct. 25) and four hits at LA (Oct. 27)...was assigned to AHL's Springfield Falcons following a 2-1 loss vs DET on Oct. 30...finished 8th in scoring with Springfield, scoring 11-14-25 with 63 PIM in 38 games with the Falcons...**2006-07:** Was held pointless with 33 PIM and a -11 in 37 GP with the Oilers, averaging 7:54 minutes of ice time per game...made season debut at ANA (Oct. 25) after being a healthy scratch in season's first eight games (Oct. 5-23)...registered 1st career Oilers/NHL PIM with fighting major at VAN (Dec. 4)...played a season-high 12:55 & had 3 shots vs CGY (Mar. 3)...twice had a season-high five shots; Dec. 19 vs COL & Mar. 18 vs VAN...registered a single-game career-high 7 PIM vs STL (Mar. 17) & vs VAN (Dec. 30)...split season between Oilers and Wilkes-Barre/Scranton, being recalled from AHL affiliate on three occasions (Dec. 1, Feb. 19, Feb. 26)...was assigned to Wilkes-Barre/Scranton for the final time on April 3rd...scored at almost a point-per-game pace in the AHL with 10-17-27 and 53 PIM in 29 regular season games...added 1-2-3 with 43 PIM in 11 playoff games...**2005-06:** Played seven games with Edmonton in 2005-06...was plus or even in 4 of 7 games...played career-high 12:54 vs COL (Apr. 17)...made Oilers/NHL debut vs CBJ on Feb. 2...was scoreless & even in 4:31 with 1 hit...spent the majority of the season with the AHL's Hamilton Bulldogs, where he scored 24-19-43 with 131 PIM in 65 games...was Hamilton's fourth leading scorer & was second in goal scoring, two behind Brad Winchester's team leading 26...was also second with 13 PPG...**2004-05:** After four seasons with Baie-Comeau of the QMJHL, made professional debut with the AHL's Edmonton Road Runners...was scoreless with five PIM with Edmonton's AHL affiliate...**JUNIOR:** Scored 78-101-179 with 385 PIM in 261 games with Baie-Comeau of the QMJHL from 2001-02 to 2004-05...twice registered 20-goal seasons with 20 in 2003-04 and career-high 36 in 2004-05...netted career-best 36-42-78 with 56 PIM in 69 games during his final season of junior hockey in 2004-05...led the Drakkar and was ranked 9th in goal scoring in QMJHL...captain of Baie-Comeau in 2003-04 and 2004-05...reached the post-season each season with Baie-Comeau, scoring 6-2-8 in 21 games...skated in three QMJHL All-Star Games (2003, 2004, 2005).

JACQUES vs. NHL

OPPONENT	GP	G	A	PTS	PIM
Anaheim	6	0	0	0	9
Atlanta	-	-	-	-	-
Boston	-	-	-	-	-
Buffalo	-	-	-	-	-
Calgary	4	0	0	0	0
Carolina	1	0	0	0	0
Chicago	1	0	0	0	0
Colorado	7	0	0	0	2
Columbus	3	0	0	0	5
Dallas	4	0	0	0	2
Detroit	3	0	0	0	0
Florida	1	0	0	0	0
Los Angeles	2	0	0	0	0
Minnesota	7	0	0	0	0
Montreal	1	0	0	0	0
Nashville	4	1	0	1	0
New Jersey	-	-	-	-	-
NY Islanders	-	-	-	-	-
NY Rangers	-	-	-	-	-
Ottawa	2	0	0	0	0
Philadelphia	-	-	-	-	-
Phoenix	3	0	0	0	5
Pittsburgh	-	-	-	-	-
St. Louis	3	0	0	0	7
San Jose	2	0	0	0	0
Tampa Bay	1	0	0	0	2
Toronto	-	-	-	-	-
Vancouver	5	0	0	0	12
Washington	-	-	-	-	-
TOTAL	60	1	0	1	4

NHL HIGHLIGHTS

FIRSTS

First GP	02/02/2006	EDM 1 vs CBJ 2
First Assist:	None	
First Goal	03/03/2009	EDM 5 at NSH 6 (Pekka Rinne)

MOSTS

Goals	1 (1X)	03/03/2009 EDM 5 at NSH 6
Assists	0 (60X)	04/11/2009 EDM 1 at CGY 4
Points	1 (1X)	03/03/2009 EDM 5 at NSH 6 (1G-0A)
SOG	3 (1X)	03/03/2007 EDM 2 vs CGY 4
PIM	9 (1X)	03/27/2009 EDM 5 at ANA 3
Hat Tricks	0	
Multi-Point Game	0	

LONGEST PERSONAL STREAKS (GAMES IN WHICH HE PLAYED)

Goals	1 (1X)	03/03/2009 03/03/2009 (1G)
Assists	-	
Points	1 (1X)	03/03/2009 03/03/2009 (1G-0A)



NIKOLAI KHABIBULIN

35

GOALTENDER

HEIGHT 6'1"

WEIGHT 209 LBS

CATCHES LEFT

BORN JANUARY 13, 1973

SVERDLOVSK, RUSSIA

REGULAR SEASON																	PLAYOFFS					
SEASON	TEAM	LEAGUE	GP	W	L	O/T	MINS	GA	SO	GAA.	GP	W	L	MINS	GA	SO	GAA.					
1991-92	HC CSKA Moscow	CIS	2	-	-	-	34	2	0	3.53	-	-	-	-	-	-	-					
1992-93	HC CSKA Moscow	CIS	13	-	-	-	491	27	-	3.30	-	-	-	-	-	-	-					
1993-94	HC CSKA Moscow	CIS	46	-	-	-	2625	116	3	2.65	3	-	-	193	11	-	3.41					
1993-94	Russian Penguins	IHL	12	2	7	2	639	47	0	4.41	-	-	-	-	-	-	-					
1994-95	Springfield Falcons	AHL	23	9	9	3	1241	80	0	3.87	-	-	-	-	-	-	-					
1994-95	WINNIPEG JETS	NHL	26	8	9	4	1339	76	0	3.40	-	-	-	-	-	-	-					
1995-96	WINNIPEG JETS	NHL	53	26	20	3	2914	152	2	3.13	6	2	4	359	19	0	3.17					
1996-97	PHOENIX	NHL	72	30	33	6	4091	193	7	2.83	7	3	4	426	15	1	2.11					
1997-98	PHOENIX	NHL	70	30	28	10	4026	184	4	2.74	4	2	1	185	13	0	4.21					
1998-99	PHOENIX	NHL	63	32	23	7	3657	130	8	2.13	7	3	4	449	18	0	2.40					
1999-00	Long Beach Ice Dogs	IHL	33	21	11	1	1936	59	5	1.83	5	2	3	321	15	0	2.80					
2000-01	TAMPA BAY	NHL	2	1	1	0	123	6	0	2.93	-	-	-	-	-	-	-					
2001-02	TAMPA BAY	NHL	70	24	32	10	3896	153	7	2.36	-	-	-	-	-	-	-					
2002-03	TAMPA BAY	NHL	65	30	22	11	3787	156	4	2.47	10	5	5	644	26	0	2.42					
2003-04	TAMPA BAY	NHL	55	28	19	7	3274	127	3	2.33	23	16	7	1401	40	5	1.71					
2004-05	Ak Bars Kazan	RSL	24	16	5	3	1457	40	5	1.65	2	0	2	118	6	0	3.05					
2005-06	CHICAGO	NHL	50	17	26	6	2815	157	0	3.35	-	-	-	-	-	-	-					
2006-07	CHICAGO	NHL	60	25	26	5	3425	163	1	2.86	-	-	-	-	-	-	-					
2007-08	CHICAGO	NHL	50	23	20	6	2891	127	2	2.63	-	-	-	-	-	-	-					
2008-09	CHICAGO	NHL	42	25	8	7	2467	96	3	2.33	15	8	6	881	43	0	2.93					
NHL TOTALS			678	299	267	85	38705	1720	41	2.67	72	39	31	4345	174	6	2.40					

KHABIBULIN HIGHLIGHTS

HOW ACQUIRED: Signed as a free agent by Edmonton on July 1, 2009. Originally drafted by the Winnipeg Jets in the 9th round (204th overall) in the 1992 NHL Entry Draft.

2008-09 HIGHLIGHTS: Led Blackhawks goaltenders in wins (25-6-7), goals-against average (2.33), save percentage (.919) and tied for the lead in shutouts (3)...appeared in 42 of Chicago's 82 contests, the most among team netminders...shared third in the NHL with his 2.33 goals-against average tied for the second-lowest mark in his career and sixth with his .919 save percentage...started 11 of Chicago's final 13 regular-season tilts, posting a 8-1-1 mark with two shutouts and 2.03 goals-against average...shutout the defending Stanley Cup Champion Red Wings in the regular-season finale on April 12 after blanking CBJ (April 5) and EDM (Oct. 22)...reached the 20-win plateau for the 10th time in his 13-year NHL tenure and is just one victory shy of reaching the 300th of his career (299-266-82)...recorded a season-high 39 saves on a season-high 44 shots in a shootout loss against Detroit on Oct. 25...thwarted both penalty shots he faced this season...posted a 2-5 mark in the shootout, thwarting 10 of 19 attempts...recorded 31 saves on 33 shots (.939) in the five-minute overtime period...started a season-high five straight games twice (March 20 to March 29 and April 1 to April 6).



CAREER HIGHLIGHTS: 2007-08: Registered his ninth-career 20-win season after accruing a 23-20-6 record in 50 games with the Blackhawks...posted wins in four-straight contests from Dec. 19 to Dec. 26...notched a season-high 39 saves on a season-high 42 shots Nov. 17 in a 5-2 victory over DET, the 60th contest of his career...led the club with two shutouts (Feb. 20 against MIN and March 19 against WAS), the 37th and 38th shutouts of his career...dished out a career-high two assists Nov. 28 against TBL, matching a franchise record...notched a 6-1-2 record with a 2.38 goals-against average and a .921 save percentage in November...**2006-07:** Appeared in 60 games, posting a 25-26-5 record...recorded a .902 save percentage with 1,506 saves...tallied 30+ saves in 14 games...suffered a broken finger on Oct. 21 vs. STL and missed the next 8 games...returned the line-up on Nov. 17 vs. COL and made 42 saves in regulation play and 3 shootout saves for the 4-3 win...stopped Rick Nash on a penalty shot on Dec. 31 at CBJ...recorded his first Blackhawks shutout making 26 saves for the 3-0 win over LAK on March 15...posted a career-high of 56 saves on 58 shots vs. DET on April 5...reached the 20+ win mark for the eighth time in his career...**2005-06:** Made his Blackhawks debut vs. ANA Oct. 5, making 24 saves in a 3-5 loss...registered his first win as a Blackhawks collecting 21 ANA Oct. 5, making 24 saves in a 3-5 loss...recorded a 3-2 SO win at COL on Oct. 14, 2005...appeared in his 500th career game at ATL on Dec. 11 making 33 saves in regulation and stopping 3-of-5 shooters in the shootout in a 5-4 win...recorded a season-high 44 saves in a 3-2 OT win vs. STL on March 29...made 39 saves in a 3-2 OT win at DET on March 31...won the Blackhawks' last game of the season (3-2 OT) vs. STL April 18, making 30 saves...started a team-high 50 games in net for the Blackhawks...missed 10 games with a pulled groin and 12 games with a sprained knee...faced 4 penalty shots stopping 3-of-4...**2004-05:** Played in 24 regular season games with Ak Bars Kazan (RUS), compiling a record of 16-5-3 with a 1.65 GAA...played in two playoff games...**2003-04:** His GAA of 2.33 was the best in Tampa Bay Lightning history (min. 30 games) and his save percentage of .910 ranks 3rd all-time...recorded more than 20 wins for the 3rd straight season...finished with the 3rd most wins in a season in franchise history with 28...the 127 goals against is the least he has ever allowed in a season in which he's played more than 26 games...surpassed Daren Puppa for most consecutive wins in Lightning history with 7 and with career wins with the Lightning with 78, in making 30 saves Mar. 5 vs. NJ...recorded the 35th shutout of his career, making 16 saves Mar. 1 at COL...set a new Lightning record for career shutouts (13) Nov. 23 at CAR with a 37 save performance...surpassed Daren Puppa Mar. 5 vs. NJ for most wins all-time...was named NHL Defensive Player of the Week for the week beginning Mar. 1 after posting a 4-0 record with a 1.99 GAA...was named the NHL's Defensive Player of the month for October...Khabibulin was undefeated in the month and allowed 2 goals or fewer in all of his October starts...he posted a record of 5-0-1 with a 1.63 GAA and a .940 SV% in the month...**2002-03:** Set Lightning franchise record for wins in a season (30)...voted in as a starter for the 2003 NHL All-Star Game 4th All-Star Game (5th All-Star start)...finished the season ranked tied for 6th in the NHL in games played in goal (65), 8th in minutes (3,787), and 11th in wins...named NHL Player of the Month for the month of March (7-0-3, 1.27 GAA, .953 SV%)...named NHL Player of the Week twice (4 career POW honors): for the week ending Nov. 17 (3-0-0, 1.63 GAA, .950 SV%) and for the week ending Mar. 2 (3-0-0, 0.67 GAA, .978 SV%)...opened season with then-career-long 9-game unbeaten streak (7-0-2)...recorded a personal- and franchise-record 16-game unbeaten streak (12-0-4, 1.23 GAA, .954 SV%) from Feb. 15-Apr. 2...appeared in 10 of 11 playoff games, posting a 5-5 record with a 2.42 GAA and .913 SV%...set or tied 21 franchise playoff goaltending records, including wins in a season, longest shutout streak in a season (11:10), lowest GAA in a season, most saves in a season (273) and best SV% in a season...made franchise playoff record 61 saves on 62 shots in Game 6 at WSH as Lightning clinched series in 3OT on Apr. 20...**2001-02:** Tied for 2nd in NHL in shutouts (7) and ranked 4th in saves (1761), 5th in games played (70) and tied for 5th in save percentage (.920)...set team single season records for goals against average (2.36), save percentage, shutouts, and saves and games played in goal...stopped 20 of 20 shots in the 3rd period to earn the win...the 2002 NHL All-Star Game (3rd All-Star Game appearance)...won a Bronze Medal with Team Russia at the 2002 Winter Olympics...named the Top Goaltender of Olympic Games by the IHF Tournament Directorate...NHL Player of the Week for week ending Nov. 25 (3-0-0, 0.67 GAA, .980 SV%, 2 SHO)...**2000-01:** Appeared in 2 games with TB, posting a 1-1-0 record with a 2.93 GAA and a .913 SV%...made Lightning debut Mar. 30 with 32 saves in 4-2 win at FLA...**1999-00:** Appeared in 33 games with Long Beach (IHL), posting a 21-11-1 record with a 1.83 GAA...**1998-99:** Finished 3rd in NHL in shutouts (8), tied for 4th in SV% (.923) and 5th in wins (32)...set franchise record for career shutouts with 21 (Essenza had 14)...earned his 100th career NHL win Nov. 20 at SJ...played for the World All-Stars at the NHL All-Star Game on Jan. 24 in TB (15 shots against, 14 saves)...**1997-98:** Ranked 6th in the NHL in Wins (30) and 8th in Shutouts (4)...appeared in his 1st NHL All-Star Game on Jan. 18 in Vancouver (stopped 11 of 13 shots)...played in 3 playoff games vs. DET stopping 2 of a 1-2 record...**1996-97:** Played 2 games for Russia in the 1996 World Cup...set career highs in GP (72) and Minutes (4051)...named NHL Player of the Week for week ending Jan. 9 (posted 3 consecutive shutouts on the road)...set a franchise record for longest shutout sequence Mar. 2-10, 204:13...collected 1st career playoff shutout, stopping 32 shots in Game 4 vs. ANA on Apr. 22...**1995-96:** Won the Winnipeg Jets' MVP award...played in his 1st career playoff game Apr. 17 at DET...recorded 1st playoff win (4-1) in Game 3 at DET on Apr. 21...**1994-95:** Appeared in 26 games as a rookie, posting an 8-9-4 record...played his 1st NHL game Jan. 21 vs. ANA (4-3 loss)...recorded 1st NHL win Feb. 6 at CGY...selected as the Jets' Rookie of the Year...**1993-94:** Started in all 46 games for CSKA (CIS League)...posted 5 shutouts and had a GAA of 2.65...**1992-93:** Appeared in 13 games, posting a GAA of 3.29...also played 6 games for the CIS in the 1993 World Junior Championships...**1991-92:** Played in only 2 games in his 1st season with CSKA, posting a 3.52 GAA...also played in six games for the CIS at the 1992 World Junior Championships posting a 6-0-0 record with a 1.45 GAA and 2 shutouts...won a Gold Medal at the 1992 Winter Olympics as the 3rd goaltender on the Unified Team.

KHABIBULIN vs. NHL

OPPONENT	GP	W-L-OT	MIN	GA	SO	GAA	SV%
Anaheim	29	12-14-2	1661	74	2	2.67	.812
Atlanta	13	7-3-2	761	34	0	2.68	.870
Boston	19	6-9-3	1102	56	0	3.05	.836
Buffalo	14	5-6-3	851	30	1	2.12	.884
Calgary	31	22-5-2	1807	62	0	2.06	.904
Carolina	18	7-6-5	1106	40	3	2.17	.844
Chicago	21	12-6-1	1169	42	3	2.16	.898
Colorado	30	12-17-1	1751	87	1	2.98	.874
Columbus	19	7-8-4	1156	61	2	3.17	.826
Dallas	32	15-14-3	1834	85	2	2.78	.873
Detroit	46	15-21-6	2562	136	3	3.19	.844
Edmonton	31	13-11-3	1697	75	2	2.65	.801
Florida	21	11-4-6	1250	51	1	2.45	.880
Los Angeles	30	19-9-2	1725	71	6	2.47	.814
Minnesota	12	3-7-2	696	28	1	2.41	.892
Montreal	16	5-6-4	879	40	0	2.73	.870
Nashville	26	13-10-3	1451	69	0	2.85	.863
New Jersey	15	9-3-3	865	29	1	2.01	.846
NY Islanders	17	5-10-0	877	57	0	3.90	.417
NY Rangers	20	9-9-2	1185	45	2	2.28	.856
Ottawa	16	5-8-2	925	51	1	3.31	.843
Philadelphia	16	6-10-0	934	42	0	2.70	.842
Phoenix	13	9-3-1	790	24	2	1.82	.874
Pittsburgh	18	7-7-4	1008	46	1	2.74	.829
San Jose	32	17-9-4	1886	75	1	2.39	.913
St. Louis	41	19-14-4	2271	107	0	2.83	.815
Tampa Bay	6	3-3-0	358	10	1	1.68	.837
Toronto	29	12-13-4	1683	76	3	2.71	.863
Vancouver	26	6-16-3	1417	80	1	3.39	.705
Washington	21	8-6-3	1049	37	1	2.12	.829
TOTAL	678	299-267-82	38706	1720	41	2.87	.8874

NHL HIGHLIGHTS

FIRSTS

First GP	01/21/1995	WPG 3 vs ANA
First Win	02/06/1995	WPG 5 at CGY 4
First Shutout	11/26/1995	WPG 4 vs EDM 0

MOSTS

Shots Against,		04/05/2007
One Game	58 (1X)	CHI 3 @ DET 2
Saves,		04/05/2007
One Game	56 (1X)	CHI 3 @ DET 2
Goals Against,		01/14/2003
One Game	7 (4X)	TB 0 vs OTT 7

MOST RECENTLY

LONGEST PERSONAL STREAKS (GAMES IN WHICH HE PLAYED)

Winning Streak	8 (1X)	02/23/2004 - 03/06/2004
Undefeated Streak	16 (1X)	02/15/2003 - 04/02/2003 (12-0-4)
Losing Streak	8 (1X)	01/01/2008 - 01/30/2008
Winless Streak	10 (1X)	12/30/2007 - 02/02/2008 (0-8-2)
Shutout Sequence	204:13	03/02/1997 - 03/10/1997



STEVE MacINTYRE

33

LEFT WING

HEIGHT 6'5"

WEIGHT 250 LBS


SHOOTS LEFT

BORN AUGUST 8, 1980
BROCK, SASKATCHEWAN

SEASON	TEAM	LEAGUE	REGULAR SEASON					PLAYOFFS				
			GP	G	A	PTS	PIM	GP	G	A	PTS	PIM
1997-98	Saskatoon	WHL	1	0	0	0	0	—	—	—	—	—
1998-99	Saskatoon	WHL	55	2	0	2	190	—	—	—	—	—
1999-00	Red Deer	WHL	20	0	0	0	65	—	—	—	—	—
1999-00	Prince Albert	WHL	47	1	1	2	100	4	0	0	0	22
2001-02	Muskegon	UHL	11	1	1	2	58	12	0	2	2	23
2001-02	Bay County	CEHL	31	14	16	30	260	—	—	—	—	—
2002-03	St. Jean	QSPHL	10	1	1	2	68	—	—	—	—	—
2002-03	Muskegon	UHL	54	2	1	3	279	5	0	0	0	24
2003-04	Charlotte	ECHL	64	1	4	5	217	—	—	—	—	—
2003-04	Hartford	AHL	3	0	0	0	0	—	—	—	—	—
2003-04	Jacksonville	WHA2	6	0	2	2	18	5	0	1	1	17
2004-05	Charlotte	ECHL	46	1	4	5	214	11	0	4	4	17
2004-05	Hartford	AHL	27	1	1	2	207	—	—	—	—	—
2005-06	Charlotte	ECHL	61	3	2	5	238	1	0	0	0	4
2006-07	Quad City	AHL	46	2	1	3	168	5	0	0	0	6
2007-08	Providence	AHL	62	2	3	5	213	5	0	0	0	9
2008-09	EDMONTON	NHL	22	2	0	2	40	—	—	—	—	—
OILERS/NHL TOTALS			22	2	0	2	40	—	—	—	—	—
AHL TOTALS			92	3	4	6	420	5	0	0	0	9
WHL TOTALS			123	3	1	4	355	4	0	0	0	22

HOW ACQUIRED: Claimed off waivers from Florida on September 30, 2008.

2008-09 HIGHLIGHTS: Scored 2-0-2 with 40 PIM and -2 in 22 games this season...made Oilers/NHL debut at ANA (Oct. 15). Was scoreless & even in 3:07 TOI...registered 1st Oilers/NHL PIM with fighting major vs CGY (Oct. 18)...activated from NHL IRL on Jan. 9 after missing 26 games (Nov. 9-Jan. 7) due to head injury suffered at PIT (Nov. 6)...returned to the lineup vs SJ (Jan. 9)...scored 1st Oilers/NHL goal & point at WSH (Jan. 13; Jose Theodore)...scored GWG vs CGY (Apr. 10).



CAREER HIGHLIGHTS: **2007-08:** Scored 2-3-5 with 213 PIM in 62 GP with Providence (AHL)...signed as a free agent by Florida Panthers on July 3, 2008...**2006-07:** Played 46 games with the Quad City Mallards (UHL) scoring 2-1-3 with 168PIM...signed as a free agent by Quad City (UHL), August 24, 2006...**2005-06:** Played 61 games with the Charlotte Checkers (ECHL) scoring 3-2-5 with 238 PIM...also appeared in 27 games with the Hartford Wolf Pack (AHL) scoring 1-1-2 with 207 PIM...signed as a free agent by NY Rangers, August 15, 2005...**2004-05:** Played 46 games with Charlotte Checkers (ECHL) scoring 1-4-5 with 214 PIM...**2003-04:** Played in 61 games with Charlotte Checkers (ECHL) scoring 1-4-5 with 217 PIM...also played with Hartford Wolf Pack (AHL) in 3 games with no points and no PIM...**2002-03:** Appeared in 54 games with Muskegon Fury (UHL) scoring 2-1-3 and 279 PIM...**JUNIOR:** Played for the WHL's Saskatoon Blades, Red Deer Rebels, and Prince Albert Raiders appearing in 123 games scoring 3-1-4 with 355 PIM.

MACINTYRE vs. NHL

OPPONENT	GP	G	A	PTS	PIM
Anaheim	1	0	0	0	0
Atlanta	-	-	-	-	-
Boston	1	0	0	0	0
Buffalo	-	-	-	-	-
Calgary	5	1	0	1	9
Carolina	1	0	0	0	0
Chicago	-	-	-	-	-
Colorado	1	0	0	0	0
Columbus	2	0	0	0	2
Dallas	-	-	-	-	-
Detroit	-	-	-	-	-
Florida	-	-	-	-	-
Los Angeles	-	-	-	-	-
Minnesota	4	0	0	0	5
Montreal	-	-	-	-	-
Nashville	-	-	-	-	-
New Jersey	-	-	-	-	-
NY Islanders	-	-	-	-	-
NY Rangers	-	-	-	-	-
Ottawa	-	-	-	-	-
Philadelphia	1	0	0	0	5
Phoenix	-	-	-	-	-
Pittsburgh	1	0	0	0	5
St. Louis	1	0	0	0	2
San Jose	1	0	0	0	0
Tampa Bay	1	0	0	0	5
Toronto	-	-	-	-	-
Vancouver	1	0	0	0	7
Washington	1	1	0	1	0
22	2	0	2	40	

NHL HIGHLIGHTS

FIRSTS

First GP	10/15/2008	EDM 3 at ANA 2
First Assist:	None	
First Goal	01/13/2009	EDM 5 at WAS 2 (Jose Theodore)

MOSTS

Goals	1 (2X)	04/10/2009 EDM 5 vs CGY 1
Assists	0 (22X)	04/11/2009 EDM 1 at CGY 4
Points	1 (2X)	04/10/2009 EDM 5 vs CGY 1 (1G-0A)
SOG	3 (1X)	04/10/2009 EDM 5 vs CGY 1
PIM	7 (1X)	10/25/2008 EDM 3 at VAN 6
Hat Tricks	0	
Multi-Point Games	0	

LONGEST PERSONAL STREAKS (GAMES IN WHICH HE PLAYED)

Goals	1 (2X)	04/10/2009 04/10/2009 (1G)
Assists	0	
Points	1 (2X)	04/10/2009 04/10/2009 (1G-0A)



ETHAN MOREAU

18

LEFT WING

HEIGHT 6'2"

WEIGHT 220 LBS

SHOOTS LEFT


BORN SEPTEMBER 22, 1975

HUNTSVILLE, ONTARIO

SEASON	TEAM	LEAGUE	REGULAR SEASON					PLAYOFFS				
			GP	G	A	PTS	PIM	GP	G	A	PTS	PIM
1991-92	Niagara Falls	OHL	62	20	35	55	39	17	4	6	10	4
1992-93	Niagara Falls	OHL	65	32	41	73	69	4	0	3	3	4
1993-94	Niagara Falls	OHL	59	44	54	98	100	—	—	—	—	—
1994-95	Niagara Falls	OHL	39	25	41	66	69	—	—	—	—	—
	Sudbury	OHL	23	13	17	30	22	18	6	12	18	26
1995-96	Indianapolis	IHL	71	21	20	41	126	5	4	0	4	8
	CHICAGO	NHL	8	0	1	1	4	—	—	—	—	—
1996-97	CHICAGO	NHL	82	15	16	31	123	6	1	0	1	9
1997-98	CHICAGO	NHL	54	9	9	18	73	—	—	—	—	—
1998-99	CHICAGO	NHL	66	9	6	15	84	—	—	—	—	—
	EDMONTON	NHL	14	1	5	6	8	4	0	3	3	6
1999-00	EDMONTON	NHL	73	17	10	27	62	5	0	1	1	0
2000-01	EDMONTON	NHL	68	9	10	19	90	4	0	0	0	2
2001-02	EDMONTON	NHL	80	11	5	16	81	—	—	—	—	—
2002-03	EDMONTON	NHL	78	14	17	31	112	6	0	1	1	16
2003-04	EDMONTON	NHL	81	20	12	32	96	—	—	—	—	—
2004-05	EC Vilacher SV	Austria	16	10	6	16	73	3	4	0	4	0
2005-06	EDMONTON	NHL	74	11	16	27	87	21	2	1	3	19
2006-07	EDMONTON	NHL	7	1	0	1	12	—	—	—	—	—
2007-08	EDMONTON	NHL	25	5	4	9	39	—	—	—	—	—
2008-09	EDMONTON	NHL	77	14	12	26	133	—	—	—	—	—
OILERS TOTALS			577	103	90	193	720	40	2	6	8	43
NHL TOTALS			787	136	123	259	1004	46	3	6	9	52
IHL TOTALS			71	21	20	41	126	5	4	0	4	8
OHL TOTALS			248	134	188	322	299	39	10	21	31	34

HOW ACQUIRED: Obtained from Chicago Blackhawks on March 20, 1999, along with Daniel Cleary, Chad Kilger and Christian Laflamme in exchange for Dean McAmmond, Boris Mironov and Jonas Elofsson.

2008-09 HIGHLIGHTS: Finished the season appearing in 77 games scoring 14 goals and 12 assists for 26 points with 133 PIM and an even plus/minus rating...had 4 MP games, 2 MG games and 1 MA game...recipient of the 2009 King Clancy Memorial Trophy, awarded annually to the National Hockey League player who best exemplifies leadership qualities on and off the ice and who has made a significant humanitarian contribution to his community...registered 900th NHL PIM vs Colorado (Nov. 15)...had four-game scoring streak (3-2-5; Nov. 1-6) ended at NJ (Jan. 9)...scored points (4-2-6) in 5 of 7 games (Nov. 1-13)...scored 3 goals vs PHX (Jan. 18) for 1st career NHL hat trick...scored GWG vs MIN (Jan. 30) for 100th career Oilers goal...registered a single-game career-high 23 PIM at DAL (Feb. 19)...registered his 700th career Oilers PIM vs CGY (Feb. 21)...assisted on GWG & was +3 vs TBL (Feb. 24)...became the 340th player in NHL history to register 1,000 career PIM at ANA (Mar. 27)...1st period high-sticking minor at 8:04



CAREER HIGHLIGHTS: 2007-08: Named Oilers 12th captain in team history on Oct. 2nd...won the Oilers Community Service Award...scored 5-4-9 with 39 PIM and was -4 in 25 games...scored points in 8 of 25 GP & was plus or even in 18 of 25 GP...missed 56 games due to injury as he was sidelined for 38 games (Oct. 4-Dec. 27) with a fractured left foot suffered during the Oilers Sept. 22nd pre-season game at CGY and another 18 games (Feb. 26-Apr. 1) with a fractured left tibia suffered vs COL (Feb. 24)...returned to the lineup on Dec. 29th at MIN & scored an assist...it was his first NHL game since Oct. 21, 2006 vs DET...scored points in his first two games back in the lineup with 1-2-3 (Dec. 29-31) as he also scored 1-1-2 at CBJ (Dec. 31) & netted points (2-2-4) in three of first four games back (Dec. 29-Jan. 3)...scored goals at CBJ (Dec. 31), at NAS (Jan. 3), vs PHX (Jan. 10), at FLA (Jan. 24) & vs CHI (Feb. 6)...assisted on Fernando Pisani's GWG at SJ (Feb. 14)...had season high six hits vs DAL (Feb. 1) & had five hits vs MIN (Feb. 12)...played in his 700th career NHL game vs SJ (Jan. 29) & skated in his 500th career Oilers game vs COL (Feb. 24)...**2006-07:** Played only seven games before suffering a dislocated right shoulder vs DET on Oct. 21...placed on NHL Injured Reserve List on Oct. 24 and missed the final 75 games (Oct. 23-Apr. 5) of the season...scored lone goal & point of season vs VAN (Oct. 17)...signed a four-year contract extension through the 2010-11 season on Oct. 6/06...**2005-06:** Oilers assistant captain...scored 11-16-27 with 87 PIM and was +6 in 74 GP...led Oilers & was 8th in NHL in SHG (4), 6th in SHA (3) & 3rd in SH scoring with 4-3-7...2nd on Oilers in plus/minus (+6), 2nd in GWG (4) & 1st in PIM (87)...had a career-high eight-goal scoring streak (3-8-11; Dec. 3-21)...tied Oilers record for most SHG in a game with 2 at PHI (Dec. 8)...netted 2-1-3 with 19 PIM in 21 playoff games, helping Oilers reach Stanley Cup Final...**2003-04:** Awarded the Zane Feldman Trophy as Oilers MVP...scored 20-12-32 with 96 PIM and was +7 in 81 games...7th on Oilers scoring list, 2nd in goals, 1st in GWG (5) & 3rd in PIM (96)...among NHL leaders in GTG (2nd with 2) & SHG (10th with 3)...established career highs for goals (20) & points (32)...reached the 20-goal plateau for 1st time in career with 2-1-3 vs NSH (Mar. 19)...**2002-03:** Won the Oilers Unsung Hero Award...scored 14-17-31 with 112 PIM and was -7 in 78 GP to finish 7th on Oilers scoring list...was 6th in goals, 12th in assists and 2nd in PIM...established single-season high for assists...2nd on Oilers & 5th NHL in shorthanded scoring with 3-2-5...tied with Steve Staios for 1st on Oilers & 7th in the NHL with three SHG...**2001-02:** Scored 11-5-16 in 80 GP...finished 4th on Oilers in PIM with 81...was 3rd on Oilers in shorthanded scoring with 2-1-3...**2000-01:** Scored 9-10-19 with 90 PIM in 68 GP-01...3rd on Oilers and 1st among forwards in hits with 148...set Oilers single-game record for hits with 10 at San Jose (Jan. 24)...**1999-00:** First full season with the Oilers saw him finish 10th on the team scoring list with 17-10-27 and 62 PIM in 73 GP...tied for fifth in plus/minus at +8...established a single-season career high for goals as he was 5th on the Oilers with 17...**1998-99:** One of four players who came to the Oilers as a seven-player deal with Chicago on Mar. 20...scored 10-11-21 with 92 PIM in 80 GP...scored 9-6-15 with 84 PIM in 66 GP for Chicago and added 1-4-6 with 8 PIM in 14 GP with the Oilers...made his Oilers debut on Mar. 20/99 vs VAN and scored a single-game career-high three assists vs the Canucks...made his Stanley Cup Playoff debut as an Oiler in the 1999 Western Conference Quarterfinal vs DAL and scored 0-3-3 with 6 PIM in 4...**1997-98:** Began season with 3-5-8 in his first 14 games and finished with 9-9-18 in 54 games to end the season 10th on the Chicago scoring list...**1996-97:** played 1st full NHL season with Chicago, scoring 15-16-31 in 82 games...netted first NHL goal in the season opener on Oct. 5 at WAS...finished the season tied for 5th in NHL rookie goal scoring, and was 12th in the rookie scoring race...was 3rd in plus/minus (+13), 5th in shooting pct. (13.2%) and 9th in shots (114) among league freshmen...made Stanley Cup Playoff debut in 1997, scoring 1-0-1 in 6 games vs COL in Western Conference Quarterfinals...scored first playoff point with a goal in Game 1 (Apr. 16) at COL...**1995-96:** made NHL debut with Chicago, skating in his first game on Nov. 11 at WAS...scored 0-1-1 in 8 GP...recorded first NHL point with an assist at DET on Apr. 12...also played 71 GP with Indianapolis (IHL), scoring 21-41-62...**JUNIOR:** Played four seasons in the OHL with Niagara Falls and Sudbury, scoring 134-188-322 in 248 games from 1991-92 to 1994-95.

MOREAU vs. NHL

OPPONENT	GP	G	A	PTS	PIM
Anaheim	34	5	3	8	52
Atlanta	8	1	0	1	5
Boston	12	2	3	5	6
Buffalo	12	2	4	6	10
Calgary	57	7	5	12	101
Carolina	12	3	2	5	36
Chicago	28	10	8	18	28
Colorado	49	6	4	10	63
Columbus	23	7	3	10	16
Dallas	44	5	7	12	72
Detroit	40	6	5	11	48
Edmonton	11	1	1	2	20
Florida	15	2	2	4	8
Los Angeles	39	5	3	8	58
Minnesota	34	4	3	7	41
Montreal	19	2	5	7	10
Nashville	35	10	6	16	31
New Jersey	12	5	5	10	20
NY Islanders	13	1	4	5	21
NY Rangers	14	0	3	3	2
Ottawa	16	5	5	10	23
Philadelphia	14	2	3	5	12
Phoenix	44	17	7	24	42
Pittsburgh	12	2	5	7	10
St. Louis	43	6	8	14	77
San Jose	43	3	4	7	53
Tampa Bay	15	2	4	6	17
Toronto	26	6	1	7	32
Vancouver	50	5	8	13	81
Washington	13	4	2	6	9
TOTAL	787	136	123	259	1004

NHL HIGHLIGHTS

FIRSTS

First GP	11/11/1995	CHI 4 at WAS 1
First Assist	04/12/1996	CHI 3 at DET 5
First Goal	10/05/1996	CHI 5 at WAS 2 (Jim Carrey)

MOSTS

Goals	3 (1X)	01/18/2009 EDM 6 vs PHO 3
Assists	3 (1X)	03/20/1999 EDM 4 vs VAN 3
Points	3 (8X)	01/18/2009 EDM 6 vs PHO 3 (3G-0A)
SOG	9 (1X)	02/01/2009 EDM 1 vs NSH 2
PIM	23 (1X)	02/19/2009 EDM 2 at DAL 4
Hat Tricks	1	01/18/2009 EDM 6 vs PHO 3 (3G)
Multi-Point Games	45	02/24/2009 EDM 5 vs TB 3 (0G-2A)

LONGEST PERSONAL STREAKS (GAMES IN WHICH HE PLAYED)

Goals	3 (1X)	03/14/2004 03/19/2004 (4G)
Assists	6 (1X)	12/10/2005 12/21/2005 (7A)
Points	8 (1X)	12/03/2005 12/21/2005 (3G-8A)

ROBERT NILSSON

12

LEFT WING

HEIGHT 5'11"

WEIGHT 185 LBS

SHOOTS LEFT

BORN JANUARY 10, 1985

CALGARY, ALBERTA

SEASON	TEAM	LEAGUE	REGULAR SEASON					PLAYOFFS				
			GP	G	A	PTS	PIM	GP	G	A	PTS	PIM
2000-01	Leksands IF Jr.	Swe-Jr	23	14	28	42	26	2	0	0	0	2
		Swe-U18	4	6	3	9	6	2	0	2	2	2
2001-02	Leksands IF Jr.	Swe-Jr	21	13	18	31	14	5	0	5	5	8
		Sweden-2	14	1	4	5	8	—	—	—	—	—
2002-03	Leksands IF	Sweden	41	8	13	21	20	5	0	1	1	2
		Swe-Jr	—	—	—	—	—	2	1	1	2	2
2003-04	Leksands IF Jr.	Swe-Jr	4	2	8	10	4	—	—	—	—	—
	Leksands	Sweden	34	2	4	6	6	—	—	—	—	—
	Fribourg-Gotteron	Swiss-A	7	1	3	4	2	4	1	0	1	2
2004-05	Almtuna	Sweden-2	3	0	1	1	2	—	—	—	—	—
	Hammarby	Sweden-2	7	0	4	4	4	—	—	—	—	—
	Djurgadren Jr.	Swe-Jr	8	8	4	12	12	—	—	—	—	—
	Djurgarden	Sweden	23	2	4	6	6	3	0	0	0	0
2005-06	NY ISLANDERS	NHL	53	6	14	20	26	—	—	—	—	—
	Bridgeport	AHL	29	8	20	28	12	7	1	4	5	0
2006-07	Bridgeport	AHL	50	12	34	46	34	—	—	—	—	—
	EDMONTON	NHL	4	1	0	1	4	—	—	—	—	—
	Wilkes-Barre/Scranton	AHL	19	6	14	20	14	11	3	12	15	8
2007-08	EDMONTON	NHL	71	10	31	41	22	—	—	—	—	—
	Springfield	AHL	5	2	2	4	4	—	—	—	—	—
2008-09	EDMONTON	NHL	64	9	20	29	26	—	—	—	—	—
OILERS TOTALS			139	20	51	71	52	—	—	—	—	—
NHL TOTALS			192	26	65	91	78	—	—	—	—	—
AHL TOTALS			103	28	70	98	64	18	4	16	20	8

HOW ACQUIRED: Obtained from the NY Islanders, along with Ryan O'Marra and a first round draft choice in the 2007 NHL Entry Draft, in exchange for Ryan Smyth on February 27, 2007.



2008-09 HIGHLIGHTS: Appeared in 64 games this season scoring 29 points (9G, 20A), 26 PIM and +1 plus/minus...had 2 MP games...played 150th NHL game and scored 50th assist at STL (Nov. 29)...played his 100th career Oilers game vs CHI (Dec. 16)...activated from NHL IRL on Jan. 20 after missing 5 games (Jan. 11-18) due to a concussion...had a three-game scoring streak (1-3-4; Jan. 27-Feb. 1) ended vs CHI (Feb. 3)...scored shootout deciding goal & assisted on Sheldon Souray's goal in 2-1 road win at STL (Feb. 5)...had a four-game assist & point scoring streak (0-4-4; Feb. 5-11) ended at LAK (Feb. 14)...the four-game assist streak equals his career-high (twice, last Mar. 2-9/08)...scored 0-3-3 at COL (Mar. 19) for a single-game career-high in both assists and points.

CAREER HIGHLIGHTS: 2007-08: First full season with the Oilers saw him establish single-season career-highs in games, goals, assists and points as he finished 6th in scoring with 10-31-41 in 71 GP...led Oilers in plus/minus at +8 & had 22 PIM...was 3rd in assists...scored points in 33 of 71 GP & was plus or even in 57 of 71 GP...put together a career-high eight-game scoring streak with 2-7-9 from Nov. 30-Dec. 13...the streak was the 2nd longest by an Oiler on the season...also had a seven-game scoring streak with 2-6-8 from Feb. 24-Mar. 9...5th on Oilers with eight multiple-point games...was 4 for 7 in the shootout, scoring one game deciding goal vs DET (Feb. 26)...scored 1st career Oilers assist at DET (Oct. 8) & played in his 100th career NHL game vs SJ (Jan. 29)...had three game-winning assists, including one on Andrew Cogliano's OT GWGs at CBJ & CHI (Mar. 7-9)...saw action in 5 GP with Springfield Falcons, scoring 2-2-4 with 4 PIM...recalled from AHL affiliate on Oct. 31...member of Team Sweden at 2008 IIHF World Championship tournament in Halifax & Quebec City, scoring 2-4-6 in 9 GP...**2006-07:** Began the season with the NY Islanders' organization and finished as a member of the Edmonton Oilers...started his second professional season in Bridgeport (AHL) and scored 12-34-46 with 34 PIM and was -2 in 50 games for the Sound Tigers before being traded to the Oilers on Feb. 27...was assigned to Wilkes-Barre/Scranton following the trade and played 19 games for the Penguins, scoring 6-14-20 with 14 PIM...was recalled from Wilkes-Barre/Scranton on Mar. 14 and made his Oilers debut vs MIN (Mar. 15), scoring his 1st Oilers goal...with his appearance as an Oiler, becomes the first father-son combination to play with the Oilers joining his father, Kent, who played with Edmonton in 1986-87 & 1994-95...combined to score 18-48-66 with 48 PIM in 69 games in the AHL with Bridgeport and Wilkes-Barre/Scranton...finished tied for 2nd in scoring on Bridgeport with 46 points in 50 games...led Wilkes-Barre/Scranton in playoff scoring, netting 3-12-15 with 8 PIM in 11 games...**2005-06:** Made his NHL debut with NYI...scored 6-14-20 with 26 PIM in 53 games on the Isle...played first career NHL game with NYI in a 6-4 loss at Buffalo (Oct. 5)...scored first career NHL point with an assist in a 5-3 win at WAS (Oct. 13)...netted first career NHL goal against Martin Biron of BUF in a 6-4 loss vs the Sabres (Oct. 29)...Nilsson's milestone marker came at 1:16 of third period...registered three multiple-point games, including a career-high three point game (1-2-3) vs WAS (Apr. 8)...had career-high five shots on goal vs BUF (Oct. 29)...put together a career-high four-game assist and point scoring streak with 1-4-5 from March 19-25...also saw playing time with Bridgeport, scoring 8-20-28 in 29 games in the AHL...added 1-4-5 in 7 Calder Cup playoff games...**EUROPE:** Played five seasons in Europe prior to coming to North America...played with Leksand at the U-18, junior and senior levels from 2000-01 to 2003-04...made Swedish Elitserien debut with Leksand in 2002-03, scoring 8-13-21 in 41 games...skated for both Leksand and Fribourg (Switzerland) in 2003-04...moved to Djurgardens IF Stockholm in 2004-05...**INTERNATIONAL:** Scored 2-4-6 with 2 PIM & was +4 in 9 GP at 2008 IIHF World Championships, helping Sweden to a 4th place finish.

NILSSON vs. NHL

OPPONENT	GP	G	A	PTS	PIM
Anaheim	5	0	3	3	2
Atlanta	6	2	2	4	2
Boston	4	0	1	1	2
Buffalo	4	2	2	4	2
Calgary	11	4	1	5	2
Carolina	3	0	1	1	0
Chicago	8	1	3	4	2
Colorado	13	2	6	8	14
Columbus	8	0	4	4	4
Dallas	7	0	2	2	2
Detroit	7	0	7	7	2
Florida	4	0	0	0	2
Los Angeles	6	1	1	2	2
Minnesota	11	1	5	6	8
Montreal	6	1	2	3	4
Nashville	7	0	3	3	0
New Jersey	7	0	1	1	0
NY Islanders	1	0	0	0	0
NY Rangers	7	0	2	2	2
Ottawa	3	0	0	0	2
Philadelphia	10	0	1	1	2
Phoenix	5	2	3	5	4
Pittsburgh	8	1	1	2	6
St. Louis	8	1	4	5	4
San Jose	7	0	2	2	0
Tampa Bay	4	1	1	2	4
Toronto	4	2	1	3	4
Vancouver	14	3	3	6	0
Washington	4	2	3	5	0
TOTAL	192	26	65	91	78

NHL HIGHLIGHTS

FIRSTS

First GP	10/05/2005	NYI 4 at BUF 6
First Assist	10/13/2005	NYI 5 at WAS 3
First Goal	10/29/2005	NYI 4 vs BUF 6 (Martin Biron)

MOSTS

Goals	1 (26X)	MOST RECENTLY 03/14/2009 EDM 2 vs COL 3
Assists	3 (1X)	03/19/2009 EDM 8 at COL 1
Points	3 (2X)	03/19/2009 EDM 8 at COL 1 (0G-3A)
SOG	5 (6X)	03/18/2008 EDM 8 vs PHO 4
PIM	4 (1X)	03/22/2008 EDM 7 vs COL 5
Hat Tricks	0	
Multi-Point Games	14	03/19/2009 EDM 8 at COL 1 (0G-3A)

LONGEST PERSONAL STREAKS (GAMES IN WHICH HE PLAYED)

Goals	2 (2X)	03/12/2009 03/14/2009 (2G)
Assists	(3X)	02/05/2009 02/11/2009 (4A)
Points	8 (1X)	11/30/2007 12/13/2007 (2G-7A)

PATRICK O'SULLIVAN 19

CENTRE

HEIGHT 5'11"

WEIGHT 190 LBS

SHOOTS LEFT

BORN FEBRUARY 1, 1985
WINSTON-SALEM, N.C.




SEASON	TEAM	LEAGUE	REGULAR SEASON					PLAYOFFS				
			GP	G	A	PTS	PIM	GP	G	A	PTS	PIM
1999-00	Strathroy OHA-B	OHA-B	45	6	13	19	53	-	-	-	-	-
2000-01	USNTDP U-17	U-17	8	8	10	18	12	-	-	-	-	-
	USNTDP NAHL	NAHL	56	22	35	57	57	-	-	-	-	-
2001-02	Mississauga OHL	OHL	68	34	58	92	61	-	-	-	-	-
	USNTDP USHL	USHL	1	1	0	1	2	-	-	-	-	-
	United States WJ18-A	WJ18-A	8	7	8	15	37	-	-	-	-	-
2002-03	Mississauga OHL	OHL	56	40	41	81	57	-	-	-	-	-
	United States WJC-A	WJC-A	7	1	2	3	10	-	-	-	-	-
2003-04	Mississauga OHL	OHL	53	43	39	82	32	-	-	-	-	-
	United States WJC-A	WJC-A	6	3	0	3	12	-	-	-	-	-
2004-05	Mississauga OHL	OHL	57	31	59	90	63	-	-	-	-	-
	United States WJC-A	WJC-A	7	2	6	8	12	-	-	-	-	-
2005-06	Houston AHL	AHL	78	47	46	93	64	-	-	-	-	-
	United States WC-A	WC-A	3	1	0	1	0	-	-	-	-	-
2006-07	LOS ANGELES	NHL	44	5	14	19	14	-	-	-	-	-
2007-08	LOS ANGELES	NHL	82	22	31	53	36	-	-	-	-	-
	United States WC-A	WC-A	7	3	3	6	2	-	-	-	-	-
2008-09	LOS ANGELES	NHL	62	14	23	37	16	-	-	-	-	-
	EDMONTON	NHL	19	2	4	6	12	-	-	-	-	-
	TOTAL		81	16	27	43	28	-	-	-	-	-
	OILERS TOTALS		19	2	4	6	2	-	-	-	-	-
	NHL TOTALS		207	43	72	115	78	-	-	-	-	-
	OHL TOTALS		234	148	197	345	213	-	-	-	-	-
	AHL TOTALS		78	47	46	93	64	-	-	-	-	-
	WJC-A TOTALS		20	6	8	14	34	-	-	-	-	-
	WORLD CHAMPIONSHIP TOTALS		10	4	3	7	2	-	-	-	-	-

HOW ACQUIRED: From Carolina on March 4, 2009 along with a second round selection in the 2009 NHL Entry Draft in exchange for Eric Cole and a fifth round selection on the 2009 NHL Entry Draft. Originally selected by Minnesota in the second round (56th overall) in the 2003 NHL Entry Draft.

2008-09 HIGHLIGHTS: Finished the season appearing in 81 games scoring 16 goals with 27 assists for 43 points...had 28 PIM and was a -6...played the first 62 games with Los Angeles scoring 37 points (14G, 23A)...played the final 18 games in Edmonton adding 6 points (2G, 4A)...had a five-game point streak, which lasted from Oct. 14 to Oct. 25 (3-3-6)...had a six-game point streak, which lasted from Dec. 6 to Dec. 17 (1-6-7)...earned 100th career point in NHL on Feb. 5 at WAS...scored on a penalty shot Feb. 7 at NJ (1-for-2 this season and career)...had four-game point streak 1-4-5, which lasted from Feb. 16 to Feb. 21...played 1st Oilers game at OTT (Mar. 5) - was scoreless & even in 15:45 TOI...scored 1st career Oilers point with an assist and registered 1st career Oilers PIM (slashing) at MTL (Mar. 10)...scored 1st career Oilers goal vs ATL (Mar. 12)...scored deciding goal in shootout win at CHI (Mar. 20)...played 200th career NHL game at ANA (Mar. 27).

CAREER HIGHLIGHTS: 2007-08: Selected as the Kings Best Defensive Player...finished fourth on the club with a career-high 53 points 22-31-53...tied for the team lead with three short-handed goals (with Michal Handzus)...one of four Kings to play in all 82 games (Michal Handzus, Anze Kopitar and Lubomir Visnovsky were the others)...tied for first on the club (with Dustin Brown) with four shootout goals, three of which were game-winners (4-for-5, 80 percent)...had eight points in the final eight games 3-5-8 and 26 points in the final 28 games 10-16-26...scored third short-handed goal of the season April 1 at SJ...had four-game point streak 1-5-6, which lasted from March 20 to March 27...scored 20th goal of the season March 26 at ANA...notched two assists and scored game-deciding shootout goal March 20 at PHX...Had five-game point streak 2-3-5, which lasted from March 4 to March 13...had career-high three-game goal streak, which lasted from Feb. 21 to Feb. 28...notched a career-high five points and four assists 1-4-5 Feb. 21 vs. STL...notched two points 1-1-2, including a short-handed goal, Feb. 15 vs. CGY...notched game-deciding shootout goal Feb. 10 at CBJ...notched game-deciding shootout goal Jan. 12 vs. DAL...had second career multi-goal game (second of season) Dec. 22 at NAS (including first career short-handed goal)...Had six-game point streak 2-4-6, which lasted from Dec. 10 to Dec. 19...tied career high with two assists Dec. 1 vs. COL...had first career multi-goal game Oct. 27 vs. EDM...**2006-07:** Made his NHL and Kings debut Oct. 6 at ANA, becoming the first person born in North Carolina to play in the NHL...recorded his first career point in NHL and as a King with an assist Oct. 7 vs. STL...scored his first career goal in NHL and as a King Oct. 18 vs. MIN...Assigned to Manchester (AHL) on Nov. 2, after recording two points 1-1-2 in 12 games...recalled from Manchester on Jan. 25...recorded his first career multiple-point game with three points 1-2-3 March 18 at ANA...had seven-game point and assist streak 2-8-10, which lasted from March 11 to March 23...both streaks led the club...closed the season by scoring 12 points 2-10-12 in his last 14 games...went scoreless on two shootout attempts (0-for-2, 0 percent)...assigned to Manchester (for the Calder Cup Playoffs) on April 9...led the Monarchs and finished sixth overall in Calder Cup playoff scoring with 17 points 8-9-17 in 16 games, helping the Monarchs advance to the Eastern Conference Finals for the first time in club history...also led the Monarchs in the playoffs with eight goals, nine assists and three power-play goals...**2005-06:** Scored 47 goals for Minnesota's AHL affiliate at Houston...his 47 goals ranked third and his 93 points ranked fourth in the AHL while both totals ranked first among rookies and were Houston rookie records...tied for ninth in the AHL with 17 power-play goals...was 4-for-10 in shootout attempts...Awarded the Dudley "Red" Garrett Memorial Trophy as the AHL's Outstanding Rookie...member of the AHL's All-Rookie Team...led his team in playoff scoring with 10 points 5-5-10 in eight postseason games...played for the PlanetUSA team at the 2006 AHL All-Star Classic...**INTERNATIONAL:** Represented the United States at the 2008 World Championships 7 GP, 3-3-6...also represented the United States at the 2006 World Championships 3 GP, 1-0-1...skated for Team USA at the 2005 World Junior Championships 7 GP, 2-6-8...scored two goals, including the game-winner, in Team USA's 4-3 victory over Canada in the gold medal game at the 2004 World Junior Championships and finished with three goals in the tournament 6 GP, 3-0-3...also was a member of Team USA at the 2003 World Junior Championships 7 GP, 1-2-3 and the 2002 U-18 World Junior Championships 8 GP, 7-8-15.



O'SULLIVAN vs. NHL

OPPONENT	GP	G	A	PTS	PIM
Anaheim	22	6	6	12	6
Atlanta	2	1	2	3	0
Boston	1	1	0	1	0
Buffalo	2	0	0	0	0
Calgary	10	2	1	3	10
Carolina	2	0	1	1	2
Chicago	12	6	3	9	12
Colorado	12	2	8	10	2
Columbus	11	2	7	9	2
Dallas	14	0	5	5	10
Detroit	11	2	0	2	4
Edmonton	9	6	3	9	0
Florida	2	0	1	1	0
Los Angeles	1	0	0	0	0
Minnesota	12	2	2	4	4
Montreal	3	0	2	2	2
Nashville	8	2	5	7	0
New Jersey	3	1	1	2	4
NY Islanders	3	0	1	1	0
NY Rangers	2	1	1	2	0
Ottawa	3	1	0	1	0
Philadelphia	3	0	0	0	0
Phoenix	16	0	6	6	6
Pittsburgh	2	0	0	0	0
St. Louis	9	2	9	11	0
San Jose	14	2	4	6	10
Tampa Bay	2	0	0	0	0
Toronto	3	0	1	1	0
Vancouver	10	2	3	5	0
Washington	3	2	0	2	4
TOTAL	207	43	72	115	78

NHL HIGHLIGHTS

FIRSTS

First GP	10/06/2006	LA 3 at ANA 4
First Assist	10/07/2006	LA 4 vs STL 1
First Goal	10/18/2006	LA 1 vs MIN 2 (Manny Fernandez)

MOSTS

Goals	2 (2X)	12/22/2007 LA 3 at NSH 4
Assists	4 (1X)	02/21/2008 LA 5 vs STL 1
Points	5 (1X)	02/21/2008 LA 5 vs STL 1 (1G-4A)
SOG	8 (2X)	04/10/2009 EDM 5 vs CGY 1
PIM	10 (2X)	04/03/2008 LA 4 vs SJ 2
Hat Tricks	0	
Multi-Point Games	19	02/16/2009 LA 6 vs ATL 7 (0G-2A)

LONGEST PERSONAL STREAKS
(GAMES IN WHICH HE PLAYED)

Goals	3 (1X)	02/21/2008 02/28/2008 (3G)
Assists	7 (1X)	03/11/2007 03/23/2007 (8A)
Points	7 (1X)	03/11/2007 03/23/2007 (2G-8A)

DUSTIN PENNER

27

LEFT WING

HEIGHT 6'4"

WEIGHT 245 LBS

SHOOTS LEFT


BORN SEPTEMBER 28, 1982
WINKLER, MANITOBA



SEASON	TEAM	LEAGUE	REGULAR SEASON					PLAYOFFS				
			GP	G	A	PTS	PIM	GP	G	A	PTS	PIM
2001-02	Minot State-Bottineau	NJCAA	23	20	13	33	—	—	—	—	—	—
2002-03	U of Maine	HE DID NOT PLAY — REDSHIRT SEASON										
2003-04	U of Maine	HEA	43	11	12	23	52	—	—	—	—	—
2004-05	Cincinnati	AHL	77	10	18	28	82	9	2	3	5	13
2005-06	Portland	AHL	57	39	45	84	68	5	4	3	7	0
	ANAHEIM	NHL	19	4	3	7	14	13	3	6	9	12
2006-07	ANAHEIM	NHL	82	29	16	45	58	21	3	5	8	2
2007-08	EDMONTON	NHL	82	23	24	47	45	—	—	—	—	—
2008-09	EDMONTON	NHL	78	17	20	37	61	—	—	—	—	—
OILERS TOTALS			160	40	44	84	106	—	—	—	—	—
NHL TOTALS			261	73	63	136	178	34	6	11	17	14
AHL TOTALS			134	49	63	112	150	14	6	6	12	13
COLLEGIATE TOTALS			66	31	25	56	52	—	—	—	—	—

HOW ACQUIRED: Signed as a restricted free agent by Edmonton on August 2, 2007.

2008-09 HIGHLIGHTS: Finished the season 10th in team scoring with 37 points (17G, 20A) while going +7 and collecting 61 PIM...had 5 GWG (T-1st on team with Souray) and 5 PPG...had 2 MG games, 2 MA games and 9 MP games...tied for 2nd on Oilers in plus/minus (+7)...his first goal of the game vs COL (Oct. 12) was his 100th career NHL point...played his 200th career NHL game & scored goal at CBJ (Nov. 18)...played 100th Oilers game vs DET (Nov. 20)...had a three-game scoring streak (2-3-5; Feb. 11-16) ended at SJ (Feb. 17)...scored points (3-3-6) in 4 of 5 games (Feb. 7-16)...registered single-game career-high 19 PIM vs ATL (Mar. 12)...registered his 100th career Oilers PIM vs COL (Mar. 14)...scored twice for 2nd multiple goal game at ANA (Mar. 27).



CAREER HIGHLIGHTS: 2007-08: First season with the Oilers saw him score 23-24-47 with 45 PIM in 82 GP to finish 4th on Edmonton scoring list...scored points in 40 of 82 GP & was plus or even in 52 of 82 GP...led Oilers in goals (23), PPG (13), shots (201) & was 2nd in GWG (4) & 6th in assists...2nd on Oilers in powerplay scoring with 13-9-22 & his 13 PPG were tied for 15th in NHL...involved in nine GWG, scoring four & assisting on five others...reached the 20-goal plateau for the 2nd consecutive season when he scored the GWG vs PHX (Mar. 18)...had six multiple-point games, all two-point efforts...scored two goals at STL (Jan. 2) & had two assists vs NYI (Jan. 7)...made Oilers debut in season opener vs San Jose (Oct. 4)...scored 1st Oilers point with a goal against Martin Biron vs PHI (Oct. 6)...added 1st Oilers assist & PIM at DET (Oct. 8)...season-high four game scoring streak saw him score 2-3-5 from Dec. 7-13 & also had four, three-game scoring streaks...was 0-1 in shootout attempts...registered 100th career NHL PIM at CGY (Feb. 9)...one of five Oilers to appear in all 82 games, he enters 2008-09 season with a 164 consecutive games played streak, having played all 82 games with ANA in 2006-07...needs a single point for his 100th career NHL point...signed as a restricted free agent by Edmonton on August 2, 2007...**2006-07:** Scored 29-16-45 with 58 PIM in 82 games with Anaheim...one of eight Ducks to appear in all 82 games, he established single-season career-highs in games, goals, assists, points & PIM...among NHL rookies he was tied for 2nd in goals, was 3rd in PPGs & GWGs, 2nd in shots & 5th in scoring...led all rookies in road goals (19) & was tied for 11th in NHL in road goals...finished the season 2nd on Anaheim in goals...holds Anaheim rookie records for most goals, points, PPGs and shots in a season...broke franchise record for points by a rookie (41, Chris Kunitz, 2005-06) with his 26th goal of the season, Mar. 18 vs LA...broke franchise rookie goal record (19, Chris Kunitz, 2005-06) with his 20 and 21st goals of the season, Feb. 26 @ SJ...member of Anaheim's Stanley Cup championship team...scored 3-5-8 with 2 PIM in 21 playoff games to lead all NHL rookies in scoring and finish 8th on Anaheim...led NHL rookies in points, assists, shots and GWG & was 2nd in goals & 3rd in plus/minus (+4)...**2005-06:** Made NHL debut with Anaheim...scored 4-3-7 with 14 PIM in 19 games...played first NHL game at DAL (Nov. 23)...scored first NHL goal and tied Anaheim rookie record for goals in a game with 2-1-3 points on Nov. 30 vs PHX, becoming the 3rd Ducks player to score his first two goals in the same game...first NHL point was an assist vs DET (Nov. 25)...scored GWG vs CHI (Feb. 12)...also spent time with Portland (AHL), scoring 39-45-84 with 68 PIM and a league-leading +41 in 57 games...finished 5th in AHL goals scoring and was 11th in scoring...named to AHL second all-star team...made Stanley Cup Playoff debut, netting 3-6-9 with 12 PIM in 13 games as Ducks advanced to Western Conference Final before being eliminated by Oilers in five games...tied for 2nd in points and assists among NHL rookies...made post-season debut in Game 4 of CQF vs CGY (Apr. 27)...first career NHL playoff point was an assist in Game 2 of CSF vs COL (May 7)...**2004-05:** Signed a three-year entry level contract as a free agent with Anaheim on May 12, 2004...first season of pro hockey saw him score 10-18-28 with 82 PIM in 77 games with Cincinnati (AHL)...added 2-3-5 in nine playoff games...**COLLEGE:** Played two seasons of college hockey...scored 20-13-33 in 23 games with Minot State University-Bottineau in 2001-02 and won the Most Determined Player Award...transferred to the U of Maine (Hockey East) and had to sit out the 2002-03 season due to the NCAA transfer rule...scored 11-12-23 with 52 PIM in 43 games with Maine in 2003-04, helping the Black Bears advance to the NCAA championship game...scored GWG vs Boston College in semi-finals...named to NCAA Championship all-tournament game...earned the Jack Semler Award as Maine's most improved player...played high school hockey in Winkler, Manitoba.

PENNER vs. NHL

OPPONENT	GP	G	A	PTS	PIM
Anaheim	8	3	1	4	0
Atlanta	4	1	0	1	19
Boston	1	0	0	0	2
Buffalo	1	0	0	0	0
Calgary	18	3	3	6	20
Carolina	4	0	0	0	2
Chicago	14	8	1	9	8
Colorado	17	5	5	10	4
Columbus	13	2	4	6	6
Dallas	17	5	3	8	11
Detroit	13	1	4	5	8
Edmonton	5	1	3	4	2
Florida	3	0	2	2	4
Los Angeles	18	7	8	15	13
Minnesota	19	3	5	8	4
Montreal	1	1	1	2	0
Nashville	12	2	2	4	6
New Jersey	3	1	0	1	2
NY Islanders	3	0	3	3	0
NY Rangers	3	0	0	0	0
Ottawa	2	0	1	1	0
Philadelphia	3	3	0	3	2
Phoenix	17	7	3	10	4
Pittsburgh	3	0	1	1	2
St. Louis	12	5	4	9	14
San Jose	20	8	5	13	10
Tampa Bay	3	2	1	3	2
Toronto	2	0	0	0	0
Vancouver	19	3	3	6	33
Washington	3	2	0	2	0
TOTAL	261	73	63	136	178

NHL HIGHLIGHTS

FIRSTS

First GP	11/23/2005	ANA 1 at DAL 3
First Assist	11/25/2005	ANA 3 vs DET 1
First Goal	11/30/2005	ANA 6 vs PHO 1 (David LeNeveu)

MOSTS

Goals	2 (7X)	03/27/2009 EDM 5 at ANA 3
Assists	2 (5X)	03/19/2009 EDM 8 at COL 1
Points	3 (1X)	11/30/2005 ANA 6 vs PHO 1 (2G-1A)
SOG	7 (2X)	01/27/2009 EDM 2 vs BUF 10
PIM	19 (1X)	03/12/2009 EDM 3 vs ATL 4
Hat Tricks	0	
Multi-Point Games	26	03/27/2009 EDM 5 at ANA 3 (2G-0A)

LONGEST PERSONAL STREAKS (GAMES IN WHICH HE PLAYED)

Goals	4 (1X)	02/26/2007 03/04/2007 (5G)
Assists	3 (4X)	02/11/2009 02/16/2009 (3A)
Points	5 (1X)	10/22/2006 10/30/2006 (3G-3A)



FERNANDO PISANI

34

RIGHT WING

HEIGHT 6'1"

WEIGHT 205 LBS

SHOOTS LEFT

BORN DECEMBER 27, 1976

EDMONTON, ALBERTA

SEASON	TEAM	LEAGUE	REGULAR SEASON					PLAYOFFS				
			GP	G	A	PTS	PIM	GP	G	A	PTS	PIM
1994-95	St. Albert	AJHL	56	30	55	85	105	—	—	—	—	—
1995-96	St. Albert	AJHL	58	40	63	103	134	18	7	22	29	28
1996-97	Providence	HEA	35	12	18	30	36	—	—	—	—	—
1997-98	Providence	HEA	36	16	18	34	20	—	—	—	—	—
1998-99	Providence	HEA	38	14	37	51	42	—	—	—	—	—
1999-00	Providence	HEA	38	14	24	38	56	—	—	—	—	—
2000-01	Hamilton	AHL	52	12	13	25	28	—	—	—	—	—
2001-02	Hamilton	AHL	79	26	34	60	60	15	4	6	10	4
2002-03	Hamilton	AHL	41	17	15	32	24	—	—	—	—	—
	EDMONTON	NHL	35	8	5	13	10	6	1	0	1	2
2003-04	EDMONTON	NHL	76	16	14	30	46	—	—	—	—	—
2004-05	SCL Langnau	Swiss	7	1	3	4	0	—	—	—	—	—
	Asiago	Italy	12	1	5	6	6	9	4	6	10	0
2005-06	EDMONTON	NHL	80	18	19	37	42	24	14	4	18	10
2006-07	EDMONTON	NHL	77	14	14	28	40	—	—	—	—	—
2007-08	EDMONTON	NHL	56	13	9	22	28	—	—	—	—	—
2008-09	EDMONTON	NHL	38	7	8	15	14	—	—	—	—	—
	OILERS/NHL TOTALS		362	76	69	145	180	30	15	4	19	12
	AHL TOTALS		172	55	62	117	112	15	4	6	10	4
	COLLEGIATE TOTALS		147	56	97	153	154	—	—	—	—	—
	AJHL TOTALS		114	70	118	188	239	18	7	22	29	28

HOW ACQUIRED: Edmonton's 9th choice (8th round), 195th overall, in 1996 NHL Entry Draft.

2008-09 HIGHLIGHTS: Collected 15 points (7G, 8A) with a -1 and 14 PIM in 38 GP...had 1 MP game...scored assist at NYR (Nov. 10) & had a two-game scoring streak (1-1-2; Nov. 5-6)...played 15:12, including 2:50 on the PK, and had 3 hits in his first game back in the lineup since suffering a fractured left ankle at Detroit (Nov. 17)...missed 42 games (Nov. 18-Feb. 24)...scored an assist at NSH (Mar. 3) for his first point since being activated from NHL IRL on Feb. 26. Returned to the lineup vs CBJ (Feb. 26)...played 350th Oilers/NHL game & scored a goal at COL (Mar. 19)...had a two-game goal scoring streak (2-0-2; Mar. 27-29) ended vs ANA (Mar. 31).



CAREER HIGHLIGHTS: **2007-08:** Scored 13-9-22 with 28 PIM in 56 GP...scored points in 18 of 56 GP & was plus or even in 38 of 56 GP...tied for 7th on Oilers with 13 goals...named Oilers nominee for the Bill Masterton Memorial Trophy & was one of three finalists for the NHL award that is given to the player who best exemplifies the qualities of perseverance, sportsmanship and dedication to hockey...named Oilers Top Defensive Forward for 2nd consecutive season...missed the season's first 26 games (Oct. 4-Nov. 30) due to ulcerative colitis...returned to the lineup at ANA (Dec. 2) & led Oilers with three hits in a 4-0 win...3rd on Oilers with three GWG, netting the deciding goal three times in a span of 11 games between Feb. 4-28...scored GWG vs CGY (Feb. 4), at SJ (Feb. 14) & vs LA (Feb. 28)...was 2-3 in shootouts & was 4th on Oilers with two deciding goals - vs VAN (Dec. 15) & at SJ (Mar. 16)...assisted on the 8,000th goal in Oilers history, a PPG by Denis Grebeshkov at 13:05 of the 2nd period at NAS (Feb. 19)...registered four multiple-point games...had seven shots on goal at PHX (Mar. 15) to tie single-game career-high...had a three-game scoring streak with 2-1-3 from Dec. 10-13...played in his 300th career Oilers/NHL game vs MIN (Feb. 12)...**2006-07:** Scored 14-14-28 with 40 PIM and was -1 in 77 GP...7th in scoring on Oilers & 6th in goals...equaled a single-game career-high three points with 1-2-3 vs CBJ (Jan. 31)...the second assist was his 100th career Oilers/NHL point...played in his 200th Oilers/NHL game at ANA (Oct. 25)...**2005-06:** Played a career-high 80 games and established single-season highs for goals, assists and points with 18-19-37 and 42 PIM...6th on Oilers in goals...was 3-7 in shootout attempts and ranked 11th in game-deciding goals with 2...scored the deciding goal in shootouts at CGY (Nov. 25) & vs ANA (Feb. 6)...compiled career highs for longest assist & point scoring streaks...3rd in scoring on Oilers & 6th in NHL with career-high 14-4-18 in 24 Stanley Cup playoff games...his 14 goals topped the NHL and were the most playoff goals scored by an Oiler since Esa Tikkanen scored 13 in 1990...they also ranked as the 9th most scored by an Oiler in one playoff season...scored points in 10 of 24 games and tied with Chris Pronger for 1st with 7 multiple-point games...led NHL with 5 GWG, tying him with Jarri Kurri (5 in 1987) for the Oilers record for most GWG in a season...his GWG in OT of Game 5 of SCF at Carolina (June 14) was the 1st SHG scored in overtime in Stanley Cup Finals history...two of his five GWG came in SCF...led Oilers in scoring in SCF with 5-1-6 in 7 GP...**2004-05:** Began the season in Switzerland and concluded the year in Italy...scored 1-3-4 in 7 games with Langnau of the Swiss National League and then skated in 12 games for Asiago of the Italian league...scored 1-5-6 in his dozen games with Asiago and added 4-6-10 in 9 playoff contests...**2003-04:** 1st complete season saw him score 16-14-30 with 46 PIM in 76 GP...8th on Oilers scoring list, 4th in goals & 5th in plus/minus (+14)...reached 20-point plateau for 1st time in his career with SHG at Dallas (Feb. 29)...played in his 100th career Oilers/NHL game vs Vancouver (Mar. 12)...**2002-03:** Split the season between Edmonton & Hamilton Bulldogs...scored 8-5-13 with 10 PIM and was +9 in 35 games in his NHL debut...6th on Oilers in plus/minus...finished 13th among NHL rookies in goal scoring (8), 5th in plus/minus (+9)...tied for lead among first-year players in both SHG (1) & shorthanded scoring (1-0-1)...played in his 1st career Oilers/NHL game at Anaheim (Jan. 8)...scored his 1st career Oilers/NHL point with an assist at Calgary (Jan. 20)...netted his 1st career Oilers/NHL goal vs ANA (Feb. 5)...scored 1st career Oilers/NHL hat trick vs WAS (Mar. 22, Olaf Kolzig)...the three goal game established single-game career highs for both goals & points...with Hamilton he scored 17-15-32 with 24 PIM & was +14 in 41 GP...made Oilers/NHL Stanley Cup Playoff debut vs Dallas in Western Conference Quarterfinal...scored 1-0-1 with 2 PIM in 6 GP...**2001-02:** Scored single-season career-high 26-34-60 in 79 GP for Hamilton to finish 4th on Bulldogs scoring list...added 4-6-10 in 15 Calder Cup Playoff games...scored 55-62-117 with 112 PIM in 172 games for Hamilton from 2000-01 to 2002-03...**2000-01:** Began pro career with Hamilton (AHL), scoring 12-13-25 with 28 PIM in 52 games...**COLLEGE:** Played four seasons with Providence College Friars of Hockey East from 1996-97 to 1999-00, scoring more than a point-per-game with 56-97-153 in 147 games...concluded his career at Providence as the Friars' 13th leading career scorer, 8th in assists & 3rd in games played...**JUNIOR:** Played two seasons in the Alberta Junior Hockey League with St. Albert...reached the century mark in points with St. Albert in 1995-96, scoring 40-63-103 in 58 games.

PISANI vs. NHL

OPPONENT	GP	G	A	PTS	PIM
Anaheim	20	5	5	10	6
Atlanta	5	0	1	1	4
Boston	3	2	2	4	6
Buffalo	2	1	0	1	0
Calgary	35	5	6	11	12
Carolina	4	1	0	1	2
Chicago	18	5	5	10	8
Colorado	30	2	8	10	35
Columbus	18	3	5	8	6
Dallas	15	3	3	6	8
Detroit	17	4	3	7	4
Florida	3	2	0	2	0
Los Angeles	18	6	2	8	2
Minnesota	29	7	1	8	20
Montreal	5	3	2	5	2
Nashville	20	3	6	9	12
New Jersey	4	0	0	0	4
NY Islanders	4	1	0	1	4
NY Rangers	4	0	1	1	4
Ottawa	5	1	1	2	0
Philadelphia	2	0	0	0	0
Phoenix	19	5	9	14	10
Pittsburgh	5	1	0	1	0
St. Louis	19	4	1	5	10
San Jose	18	4	1	5	4
Tampa Bay	2	0	0	0	2
Toronto	6	1	0	1	0
Vancouver	28	3	7	10	11
Washington	4	4	0	4	4
	362	76	69	145	180

NHL HIGHLIGHTS

FIRSTS

First GP	01/08/2003	EDM 1 at ANA 0
First Assist	01/20/2003	EDM 3 at CGY 4
First Goal	02/05/2003	EDM 2 vs ANA 1 (J.S. Giguere)

MOSTS

Goals	3 (1X)	03/22/2003 EDM 2 vs WAS 3
Assists	2 (3X)	01/31/2007 EDM 5 vs CBJ 2
Points	3 (4X)	01/31/2007 EDM 5 vs CBJ 2 (1G-2A)
SOG	7 (2X)	03/15/2008 EDM 5 at PHO 2
PIM	15 (1X)	10/23/2003 EDM 1 at COL 6
Hat Tricks	1	03/22/2003 EDM 5 vs WAS 3 (3G)
Multi-Point Games	26	10/18/2008 EDM 3 vs CGY 2 (1G-1A)

LONGEST PERSONAL STREAKS (GAMES IN WHICH HE PLAYED)

Goals	4 (1X)	03/22/2004 03/28/2004 (5G)
Assists	5 (1X)	12/15/2005 12/23/2005 (5A)
Points	6 (1X)	12/15/2005 12/26/2005 (4G-5A)

MARC POULIOT

78

RIGHT WING

HEIGHT 6'2"

WEIGHT 200 LBS

SHOOTS RIGHT


BORN MAY 22, 1985
QUEBEC CITY, QUEBEC



SEASON	TEAM	LEAGUE	REGULAR SEASON					PLAYOFFS				
			GP	G	A	PTS	PIM	GP	G	A	PTS	PIM
2001-02	Rimouski	QMJHL	28	9	14	23	32	5	0	0	0	4
2002-03	Rimouski	QMJHL	65	32	41	73	100	-	-	-	-	-
2003-04	Rimouski	QMJHL	42	25	33	58	62	9	5	7	12	12
2004-05	Rimouski	QMJHL	70	45	69	114	83	13	4	15	19	8
2005-06	EDMONTON	NHL	8	1	0	1	0	-	-	-	-	-
	Hamilton	AHL	65	15	31	46	63	-	-	-	-	-
2006-07	EDMONTON	NHL	46	4	7	11	18	-	-	-	-	-
	Wilkes-Barre/Scranton	AHL	33	14	17	31	20	11	5	5	10	4
2007-08	EDMONTON	NHL	24	1	6	7	12	-	-	-	-	-
	Springfield	AHL	55	21	26	47	47	-	-	-	-	-
2008-09	EDMONTON	NHL	63	8	12	20	23	-	-	-	-	-
OILERS/NHL TOTALS			141	14	25	39	53	-	-	-	-	-
AHL TOTALS			153	50	74	124	130	11	5	5	10	4
QMJHL TOTALS			204	111	157	268	277	27	9	22	31	24

HOW ACQUIRED: Edmonton's 1st choice, 22nd overall, in 2003 NHL Entry Draft.

2008-09 HIGHLIGHTS: Finished the season appearing in 63 games with 20 points (8G, 12A), 23 PIM and +1...established single-season career-highs in goals, assists & points, reaching 20-point plateau for first time in Oilers/NHL career...was 1/3 in shootout attempts...had 1 MA game and 2 MP games...played 100th Oilers/NHL game at STL (Nov. 29)...scored 0-2-2 vs CGY (Oct. 18) for 1st multiple-point game of season, equaling single-game career highs for assists and points...two of his eight goals have been GWG; at CBJ (Nov. 18) & vs DAL (Dec. 3)...had career-high three-game scoring streak (2-1-3; Dec. 19-26) ended vs NSH (Dec. 28)...returned to lineup vs NYI (Jan. 5) after missing 2 games (Dec. 31-Jan. 3) with a concussion suffered vs OTT (Dec. 30) & assisted on GWG.



CAREER HIGHLIGHTS: 2007-08: Third pro season saw him split time between the Oilers and the AHL's Springfield Falcons...in 24 GP with the Oilers he scored 1-6-7 with 12 PIM & was -1...scored points in 6 of 24 GP & was plus or even in 17 of 24 GP...began season in Edmonton, appearing in nine of first 14 games (Oct. 4-Nov. 2) before being assigned to Springfield on Nov. 3...was recalled from AHL affiliate on Mar. 2 and played in season's final 15 games (Mar. 7-Apr. 3)...scored all seven of his points in that span, netting lone goal of season vs COL (Mar. 22)...added an assist vs the Avalanche for lone multiple-point game...had a two-game scoring streak with 0-2-2 from Mar. 9-11...assisted on Jarret Stoll's GWG at VAN (Apr. 3)...registered single-game career-high four PIM at LA (Oct. 27)...was 2nd in scoring with Springfield, scoring 21-26-47 with 47 PIM in 55 GP with Falcons...was 2nd in goals & 4th in assists...**2006-07:** Split season between Oilers and their AHL affiliate in Wilkes-Barre/Scranton...scored 4-7-11 with 18 PIM in 46 GP with Edmonton...switched sweater number to 78 from 36, which he wore during 2006-06...twice recalled from the minors on Nov. 29 & Feb. 8...made season debut with Oilers vs COL (Nov. 30) and scored his 1st career Oilers/NHL assist...scored his 1st goal of the season at COL (Dec. 15)...registered 1st Oilers/NHL PIM with a tripping minor at VAN (Dec. 4)...his goal at TOR (Feb. 17) came on a penalty shot versus Andrew Raycroft at 17:51 of the 2nd period...registered 1st career multiple-point game with 1-1-2 vs Atlanta (Feb. 11) & his 2nd with a career-high two assists vs CGY (Mar. 3)...scored 14-17-31 with 20 PIM in 33 games at Wilkes-Barre/Scranton (AHL)...was assigned to the minors following the conclusion of the Oilers season and scored 5-5-10 with 4 PIM in 11 playoff games to rank 3rd on the Penguins post-season scoring list...**2005-06:** Made pro debut...spent majority of season with Hamilton (AHL)...scored 15-31-46 with 63 PIM in 65 games to finish 3rd on the Bulldogs scoring list...was 2nd in assists & 7th in goals...named Bulldogs MVP in a vote of his teammates and was also named Hamilton's top rookie by the Bulldogs broadcast team...was recalled from Hamilton on Mar. 13/06 and made his NHL debut vs LA (Mar. 30)...scored 1st career Oilers/NHL goal and point vs PHX (Apr. 3, Curtis Joseph)...**JUNIOR:** A linemate of Sidney Crosby's with Rimouski (QMJHL), he scored 45-69-114 with 83 PIM in 70 games to finish 3rd in the QMJHL scoring race in 2004-05...named to QMJHL first all-star team in 2004-05 as he established career highs in games, goals, assists and points...helped lead Rimouski to the Memorial Cup Final, losing to London in the CHL final...won the George Parsons Trophy as the Memorial Cup's most sportsmanlike player...in four seasons (2001-02 to 2004-05) with Rimouski, he scored 111-157-268 with 277 PIM in 204 games.

POULIOT vs. NHL

OPPONENT	GP	G	A	PTS	PIM
Anaheim	3	0	1	1	0
Atlanta	2	1	2	3	0
Boston	2	0	0	0	0
Buffalo	2	0	0	0	2
Calgary	9	0	4	4	2
Carolina	2	0	0	0	0
Chicago	8	1	2	3	4
Colorado	15	2	3	5	5
Columbus	6	1	1	2	0
Dallas	5	1	0	1	2
Detroit	8	1	2	3	4
Florida	2	0	0	0	0
Los Angeles	7	1	0	1	6
Minnesota	15	0	2	2	6
Montreal	2	0	2	2	0
Nashville	8	1	0	1	2
New Jersey	1	0	0	0	0
NY Islanders	1	0	1	1	0
NY Rangers	1	0	0	0	0
Ottawa	3	0	0	0	0
Philadelphia	2	0	0	0	0
Phoenix	8	2	3	5	2
Pittsburgh	1	0	0	0	0
St. Louis	6	0	1	1	2
San Jose	5	0	0	0	4
Tampa Bay	1	0	0	0	0
Toronto	3	1	0	1	4
Vancouver	12	2	1	3	6
Washington	1	0	0	0	2
TOTAL	141	14	25	39	53

NHL HIGHLIGHTS

FIRSTS

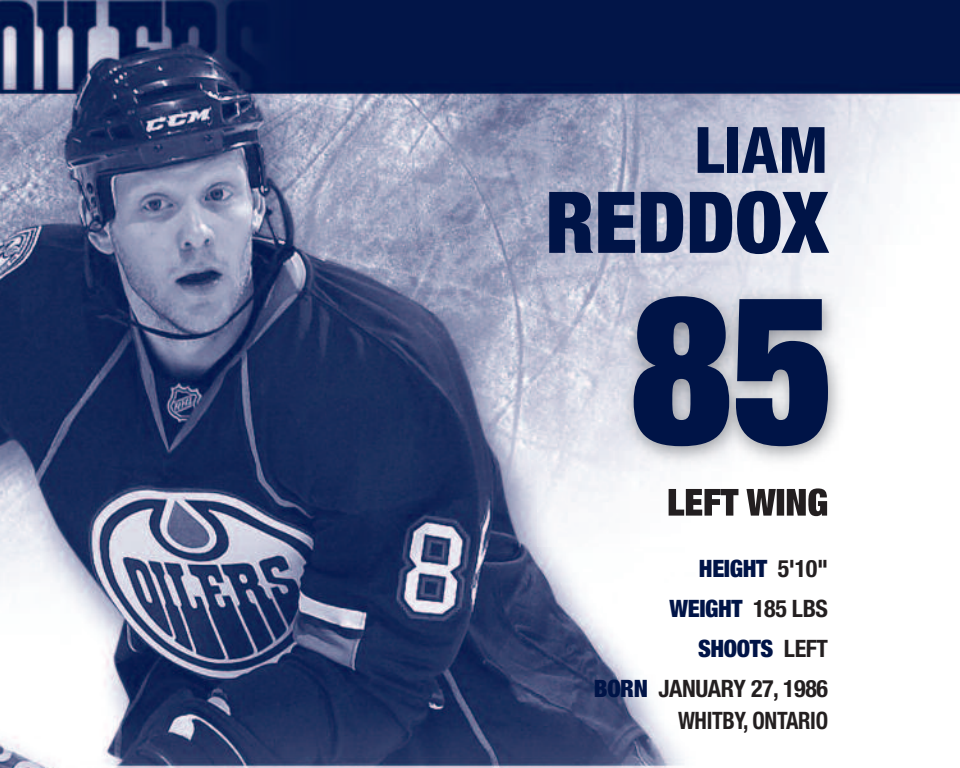
First GP	03/30/2006	EDM 4 vs LA 0
First Assist	11/30/2006	EDM 3 vs COL 7
First Goal	04/03/2006	EDM 7 vs PHO 1 (Curtis Joseph)

MOSTS

Goals	1 (14X)	03/03/2009 EDM 5 at NSH 6
Assists	2 (2X)	10/18/2008 EDM 3 vs CGY 2
Points	2 (5X)	02/07/2009 EDM 3 at DET 8 (16-1A)
SOG	5 (3X)	12/22/2008 EDM 4 vs PHO 2
PIM	5 (1X)	01/16/2009 EDM 3 at COL 2
Hat Tricks	0	
Multi-Point Games	5	02/07/2009 EDM 3 at DET 8 (16-1A)

LONGEST PERSONAL STREAKS (GAMES IN WHICH HE PLAYED)

Goals	2 (2X)	12/22/2008 12/26/2008 (2G)
Assists	2 (3X)	03/10/2009 03/12/2009 (2A)
Points	3 (1X)	12/19/2008 12/26/2008 (2G-1A)



LIAM REDDOX

85

LEFT WING

HEIGHT 5'10"

WEIGHT 185 LBS

SHOOTS LEFT

BORN JANUARY 27, 1986

WHITBY, ONTARIO

SEASON	TEAM	LEAGUE	REGULAR SEASON					PLAYOFFS				
			GP	G	A	PTS	PIM	GP	G	A	PTS	PIM
2002-03	Wellington	OPJHL	45	32	32	64	29	—	—	—	—	—
	Peterborough	OHL	4	0	0	0	0	—	—	—	—	—
2003-04	Peterborough	OHL	68	31	33	64	24	—	—	—	—	—
2004-05	Peterborough	OHL	68	36	46	82	38	14	3	10	13	10
2005-06	Peterborough	OHL	68	19	45	64	74	19	5	9	14	20
	Memorial Cup		4	0	1	1	4	—	—	—	—	—
2006-07	Stockton	ECHL	70	8	18	26	49	6	2	1	3	4
2007-08	EDMONTON	NHL	1	0	0	0	0	—	—	—	—	—
	Springfield	AHL	65	16	28	44	48	—	—	—	—	—
2008-09	EDMONTON	NHL	46	5	7	12	10	—	—	—	—	—
	Springfield	AHL	14	5	4	9	2	—	—	—	—	—
OILERS/NHL TOTALS			47	5	7	12	10	—	—	—	—	—
AHL TOTALS			79	21	32	53	50	—	—	—	—	—
ECHL TOTALS			70	8	18	26	49	6	2	1	3	4
OHL TOTALS			208	86	124	210	136	33	8	19	27	30

HOW ACQUIRED: Edmonton's 5th choice (4th round), 112th overall, in 2004 NHL Entry Draft.

2008-09 HIGHLIGHTS: Played 46 games with the Oilers scoring 12 points (5G, 7A) with 10 PIM and a -6 rating...also played in 14 games with Springfield (AHL) collecting 9 points (5G, 4A) and 2 PIM...recalled from Springfield (AHL) on Nov. 14...registered 1st career Oilers/NHL PIM at CBJ (Nov. 18; hooking minor)...scored 1st career Oilers/NHL assist vs CHI (Dec. 16)...netted 1st career Oilers/NHL goal vs COL (Nov. 15)...scored points (1-1-2) in 2 of 3 games (Dec. 30-Jan. 3)...scored 0-2-2 & was named 2nd star vs MIN (Feb. 28). The two assist game was his first career multiple-point game.

CAREER HIGHLIGHTS: 2007-08: Appeared in 65 games with Springfield...posted 44 points (16G, 28A) with 48 PIM and a +10 rating...finished 5th in team scoring...4th in goals...3rd in assists...1st in plus/minus...made his NHL debut with the Oilers vs STL on Dec. 7, where he was held pointless...**2006-07:** Played the entire year in Stockton (ECHL) appearing in 70 games with 26 points (8G, 18A)...had 49 PIM and was a +3...**JUNIOR:** Scored 210 points (86G, 124A) in 208 games with the Peterborough Petes of the OHL over 4 seasons...was named to the OHL All-Rookie Team in 2004...played in the Memorial Cup in 2006 skating in 4 games collecting an assist with 4 PIM.



REDDOX vs. NHL

OPPONENT	GP	G	A	PTS	PIM
Anaheim	-	-	-	-	-
Atlanta	-	-	-	-	-
Boston	-	-	-	-	-
Buffalo	1	0	0	0	2
Calgary	3	0	0	0	0
Carolina	-	-	-	-	-
Chicago	2	0	2	2	0
Colorado	3	1	1	2	0
Columbus	2	0	0	0	2
Dallas	4	1	1	2	2
Detroit	3	0	0	0	2
Florida	1	0	0	0	0
Los Angeles	3	0	0	0	0
Minnesota	4	1	2	3	0
Montreal	2	1	0	1	0
Nashville	2	0	0	0	0
New Jersey	-	-	-	-	-
NY Islanders	1	0	0	0	0
NY Rangers	-	-	-	-	-
Ottawa	1	1	0	1	0
Philadelphia	-	-	-	-	-
Phoenix	4	0	0	0	0
Pittsburgh	-	-	-	-	-
St. Louis	5	0	0	0	0
San Jose	2	0	0	0	0
Tampa Bay	1	0	0	0	0
Toronto	1	0	1	1	0
Vancouver	1	0	0	0	0
Washington	1	0	0	0	2
TOTAL	47	5	7	12	10

NHL HIGHLIGHTS

FIRSTS

First GP	12/07/2007	EDM 3 vs STL 4
First Assist	12/16/2008	EDM 2 vs CH 9
First Goal	11/15/2008	EDM 2 vs COL 3 (Peter Budaj)

MOSTS

Goals	1 (5X)	02/19/2009 EDM 2 at DAL 4
Assists	2 (1X)	02/28/2009 EDM 3 vs MIN 2
Points	2 (1X)	02/28/2009 EDM 3 vs MIN 2 (OG-2A)
SOG	3 (4X)	02/19/2009 EDM 2 at DAL 4
PIM	2 (5X)	01/27/2009 EDM 2 vs BUF 10
Hat Tricks	0	
Multi-Point Games	1	02/28/2009 EDM 3 vs MIN 2 (OG-2A)

LONGEST PERSONAL STREAKS (GAMES IN WHICH HE PLAYED)

Goals	1 (5X)	02/19/2009 02/19/2009 (1G)
Assists	2 (1X)	03/19/2009 03/20/2009 (2A)
Points	2 (1X)	03/19/2009 03/20/2009 (OG-2A)



LADISLAV SMID

5

DEFENCE

HEIGHT 6'3"

WEIGHT 217 LBS

SHOOTS LEFT

BORN FEBRUARY 1, 1986
FRYDLANT, CZECH REPUBLIC

SEASON	TEAM	LEAGUE	REGULAR SEASON					PLAYOFFS				
			GP	G	A	PTS	PIM	GP	G	A	PTS	PIM
2002-03	Liberec Bili Tygri HC	Czech	4	0	0	0	0	-	-	-	-	-
2003-04	Liberec Bili Tygri HC	Czech	45	1	1	2	51	-	-	-	-	-
	Czech Republic	WJC-A	6	1	2	3	4	-	-	-	-	-
2004-05	Liberec Bili Tygri HC	Czech	39	1	3	4	14	12	0	0	0	6
	Czech Republic	WJC-A	7	0	2	2	4	-	-	-	-	-
2005-06	Portland Pirates	AHL	71	3	25	28	48	16	0	1	1	16
	Czech Republic	WJC-A	6	1	1	2	0	-	-	-	-	-
2006-07	EDMONTON	NHL	77	3	7	10	37	-	-	-	-	-
	Czech Republic	WC-A	6	0	0	0	31	-	-	-	-	-
2007-08	EDMONTON	NHL	65	0	4	4	58	-	-	-	-	-
	Springfield	AHL	8	1	4	5	15	-	-	-	-	-
2008-09	EDMONTON	NHL	60	0	11	11	57	-	-	-	-	-
OILERS/NHL TOTALS			202	3	22	25	152	-	-	-	-	-
AHL TOTALS			79	4	29	33	63	16	0	1	1	16
EUROPEAN TOTALS			88	2	4	6	65	12	0	0	0	6
WORLD CHAMPIONSHIP TOTALS			6	0	0	0	31	-	-	-	-	-
WORLD JR. CHAMPIONSHIP TOTALS			19	2	5	7	8	-	-	-	-	-

HOW ACQUIRED: Obtained by Edmonton from Anaheim, along with Joffrey Lupul, a 2007 1st round pick, 2008 second round pick and conditional 2008 first round pick on July 3, 2006 in exchange for Chris Pronger.

2008-09 HIGHLIGHTS: Skated in 60 games tallying 11 assists with 57 PIM and a -6 rating...had 2 MA games...registered his 100th career Oilers/NHL PIM at Chicago (Oct. 22)...scored 2 assists at Philadelphia (Nov. 2) for 1st career multiple-point game & had game-high 5 hits...missed 7 games (Nov. 6-18) with a mild concussion suffered at CBJ (Nov. 5)...had a career-high three-game scoring streak (0-4-4, Feb. 28-Mar. 5) ended at TOR (Mar. 7)...played in his 200th career Oilers/NHL game at PHX (Mar. 26).



CAREER HIGHLIGHTS: 2007-08: Scored 0-4-4 with 58 PIM and was -15 in 65 GP...scored points in 4 of 65 GP and was plus or even in 41 of 65 GP...averaged 17:51 minutes of ice time per game...played season-high 24:23 at CGY on Nov. 10...scored assists vs MIN (Oct. 25), vs COL (Nov. 22), at WAS (Jan. 17) & vs CHI (Feb. 6)...played in his 100th career Oilers/NHL game at STL (Dec. 11)...began season with Springfield Falcons, scoring 1-4-5 with 15 PIM & was +3 in 8 GP for Oilers AHL affiliate before being recalled on Oct. 24...led Oilers with season-high four hits and six blocked shots at WAS (Jan. 17)...**2006-07:** Scored 3-7-10 with 37 PIM and was -16 in 77 GP with the Oilers in his first NHL season...was 4th on Oilers in blocked shots (107)...made Oilers/NHL debut in season opener vs CGY (Oct. 5)...registered first career Oilers/NHL PIM with a roughing minor in the season opener vs CGY (Oct. 5)...became the sixth Oilers named to the NHL YoungStars Game on Jan. 13...scored 0-1-1 and was -3 in 12:57 of ice time in the NHL YoungStars Game at Dallas on Jan. 23...scored first career Oilers/NHL goal at CBJ on Feb. 22 vs Fredrik Norrena...also scored goals vs TBL (Mar. 7) & at CGY (Apr. 7)...averaged 19:14 minutes of ice time per game...played career-high 30:03 vs ANA (Nov. 28/06)...two of his seven assists came on game-winning goals - Oct. 12 vs SJ & Oct. 21 vs DET...the assist vs SJ on Oct. 12th came on Ryan Smyth's GWG and was his first career Oilers/NHL assist and point...**2005-06:** Third in scoring among defencemen on Portland Pirates (AHL) with 28 points (3-25-28) in 71 games played...registered two assists in the Pirates 4-1 win at Bridgeport on Oct. 22...scored his first AHL goal on Nov. 25 in the Pirates 5-4 OTL at Providence...scored a goal in the Pirates 7-4 win in Albany on Jan. 20...recorded two assists in the Pirates 6-3 win at Providence on Mar. 19...played in the 2006 World Junior Championships with the Czech National Junior Team in Vancouver, recording a goal and an assist...**2004-05:** After completing his third season with HC Liberec in the Czech Republic, Smid recorded one goal and three assists for four points with 14 penalty minutes in 39 games. He was scoreless in 12 playoff games with 6 penalty minutes...**2003-04:** Played 45 games, registering a goal and an assist for two points with 51 penalty minutes...**2002-03:** Was scoreless in four games with Liberec...**INTERNATIONAL:** Has represented the Czech Republic at the last two world championships...played six games for the Czech Republic at the 2007 World Championship in Moscow & was a member of his national team in 2008, but did not play in any games in Halifax & Quebec City...played for the Czech Republic in three straight World Junior Hockey Championships from 2004 through 2006...helped lead the Czech World Junior team to a bronze medal in 2005, recording two assists in seven games...played six games in the 2004 World Junior Championships, recording a goal and two assists for three points with four penalty minutes.

SMID vs. NHL

OPPONENT	GP	G	A	PTS	PIM
Anaheim	10	0	0	0	6
Atlanta	3	0	0	0	0
Boston	2	0	0	0	2
Buffalo	2	0	0	0	0
Calgary	18	1	0	1	7
Carolina	3	0	0	0	0
Chicago	11	0	1	1	9
Colorado	17	0	2	2	17
Columbus	9	1	0	1	0
Dallas	9	0	1	1	8
Detroit	9	0	2	2	6
Florida	3	0	0	0	0
Los Angeles	9	0	0	0	8
Minnesota	20	0	5	5	17
Montreal	3	0	0	0	6
Nashville	11	0	3	3	6
New Jersey	1	0	0	0	6
NY Islanders	2	0	0	0	0
NY Rangers	1	0	0	0	0
Ottawa	3	0	1	1	0
Philadelphia	1	0	2	2	4
Phoenix	10	0	1	1	11
Pittsburgh	1	0	0	0	0
St. Louis	11	0	1	1	15
San Jose	9	0	1	1	2
Tampa Bay	3	1	0	1	0
Toronto	2	0	0	0	0
Vancouver	16	0	1	1	22
Washington	3	0	1	1	0
TOTAL	202	3	22	25	152

NHL HIGHLIGHTS

FIRSTS

First GP	10/05/2006	EDM 3 vs CGY 1
First Assist	10/12/2006	EDM 6 vs SJ 4
First Goal	02/22/2007	EDM 4 at CBJ 0 (Fredrik Norrena)

MOSTS

Goals	1 (3X)	04/07/2007 EDM 3 at CGY 2
Assists	2 (2X)	03/03/2009 EDM 5 at NSH 6
Points	2 (2X)	03/03/2009 EDM 5 at NSH 6 (OG-2A)
SOG	4 (2X)	01/11/2009 EDM 2 vs STL 1
PIM	16 (1X)	02/16/2008 EDM 2 at VAN 4
Hat Tricks	0	
Multi-Point Games	2	03/03/2009 EDM 5 at NSH 6 (OG-2A)

LONGEST PERSONAL STREAKS (GAMES IN WHICH HE PLAYED)

Goals	1 (3X)	04/07/2007 04/07/2007 (1G)
Assists	3 (1X)	02/28/2009 03/05/2009 (4A)
Points	3 (1X)	02/28/2009 03/05/2009 (OG-4A)



SHELDON SOURAY

44

DEFENCE

HEIGHT 6'4"

WEIGHT 233 LBS

SHOOTS LEFT

BORN JULY 13, 1976


ELK POINT, ALBERTA

SEASON	TEAM	LEAGUE	REGULAR SEASON					PLAYOFFS				
			GP	G	A	PTS	PIM	GP	G	A	PTS	PIM
1992-93	Ft. Saskatchewan	AJHL	35	0	12	12	125	-	-	-	-	-
	Tri-City	WHL	2	0	0	0	0	-	-	-	-	-
1993-94	Tri-City	WHL	42	3	6	9	122	-	-	-	-	-
1994-95	Tri-City	WHL	40	2	24	26	140	-	-	-	-	-
	Prince George	WHL	11	2	3	5	23	-	-	-	-	-
	Albany	AHL	7	0	2	2	8	-	-	-	-	-
1995-96	Prince George	WHL	32	9	18	27	91	-	-	-	-	-
	Kelowna	WHL	27	7	20	27	94	6	0	5	5	2
	Albany	AHL	6	0	2	2	12	4	0	0	0	4
1996-97	Albany	AHL	70	2	11	13	160	16	2	3	5	47
1997-98	NEW JERSEY	NHL	60	3	7	10	85	3	0	1	1	2
	Albany	AHL	6	0	0	0	8	-	-	-	-	-
1998-99	NEW JERSEY	NHL	70	1	7	8	110	2	0	1	1	0
1999-00	NEW JERSEY	NHL	52	0	8	8	70	-	-	-	-	-
	MONTREAL	NHL	19	3	0	3	44	-	-	-	-	-
2000-01	MONTREAL	NHL	52	3	8	11	95	-	-	-	-	-
2001-02	MONTREAL	NHL	34	3	5	8	62	12	0	1	1	16
2002-03	MONTREAL	NHL	DID NOT PLAY - INJURED									
2003-04	MONTREAL	NHL	63	15	20	35	104	11	0	2	2	39
2004-05	Farjestads	Sweden	39	9	8	17	117	15	1	6	7	77
	Canada	WC-A	9	1	1	2	6	-	-	-	-	-
2005-06	MONTREAL	NHL	75	12	27	39	116	6	3	2	5	8
2006-07	MONTREAL	NHL	81	26	38	64	135	-	-	-	-	-
2007-08	EDMONTON	NHL	26	3	7	10	36	-	-	-	-	-
2008-09	EDMONTON	NHL	81	23	30	53	98	-	-	-	-	-
OILERS TOTALS			107	26	37	63	134	-	-	-	-	-
NHL TOTALS			613	92	157	249	955	34	3	7	10	65
AHL TOTALS			89	2	15	17	188	20	2	3	5	51
WHL TOTALS			154	23	71	94	470	6	0	5	5	2

HOW ACQUIRED: Signed as a free agent by Edmonton on July 12, 2007.

2008-09 HIGHLIGHTS: Scored 23 goals and added 30 assists for 53 points in 81 GP...was tied for T-1st on team in goals (Hemsky)...1st in PPG (12)...5th in assists...T-1st in GWG (5-Penner)...1st in shots (268)...T-8th in NHL defencemen scoring...T-2nd in NHL defencemen goals...2nd in NHL defencemen GWG...2nd in NHL defencemen PPG...2nd in NHL defencemen shots...13th in NHL defencemen average time-on-ice (24:50)...had 11 MP games... scored 2-1-3 & was named 2nd star by HNHC at the NHL All-Star Game in Montreal (Jan. 25). It was his 3rd All-Star Game appearance...2nd assist at Calgary (Oct. 17) was his 200th career NHL point...had a five-game scoring streak (3-3-6; Nov. 2-10) ended vs TOR (Nov. 13)...scored GWG in 3 of Oilers 4 wins between Dec. 22-Jan. 3 (Dec. 22 vs PHX, Dec. 26 at VAN & Jan. 3 vs DAL)...had career-high three-game goal scoring streak (3-0-3; Dec. 22-28) ended vs OTT (Dec. 30)...registered 900th career NHL PIM vs OTT (Dec. 30; holding)...scored 150th career NHL assist vs CGY (Feb. 21)...had five-game scoring streak (3-3-6; Feb. 16-24) ended vs CBJ (Feb. 26)...played season-high 31:55 at LAK (Feb. 14)...played in his 600th career NHL game vs STL (Mar. 17) & scored his 20th goal of the season...it is the 2nd 20-goal season of his career & he is 3 goals shy of tying his career-high of 26 goals scored with Montreal in 2006-07...played his 100th career Oilers game at ANA (Mar. 27)

CAREER HIGHLIGHTS: 2007-08: Scored 3-7-10 with 36 PIM and was -7 in 26 games during his first season with the Oilers...scored points in 10 of 26 games & was plus or even in 20 of 26 GP...saw limited playing time due to injury as he missed a total of 55 games with a shoulder injury...was out of the lineup for 25 games (Oct. 18-Dec. 10) with a shoulder sprain & then missed another 30 games (Jan. 3, Jan. 29-Apr. 1) with the same injury...underwent arthroscopic surgery on Feb. 8 & was out of the lineup for the remainder of the season...played in his first Oilers game in the season opener vs SJ (Oct. 4), scoring his first Oilers point with an assist & registering first PIM...netted first Oilers goal vs VAN (Oct. 12)...led Oilers in ice time 15 times during the season, including a season-high 30:49 at WAS (Jan. 17)...**2006-07:** Enjoyed a record-setting season with Montreal, scoring 26-38-64 with 135 PIM in 81 games...established career-highs in games, goals, powerplay goals (19), assists, points and shots on goal (224)...his 26 goals topped all NHL defencemen and they were the most scored in a season by a blueliner since Sergei Gonchar tallied 26 in 2001-02 with Washington...was 3rd in scoring among NHL blueliners...19 of his 26 goals came on the powerplay, establishing an NHL record for most powerplay goals by a defenceman in one season...his 19th PPG came at NY Rangers (Apr. 5/07)...selected to the Eastern Conference All-Star Team (2nd All-Star appearance)...established Canadiens' team record for most powerplay points by a defenceman (19-29-48)...became 5th defenceman in Montreal history to register at least 20 goals in a season...ranked 2nd in the NHL in power play goals (19) & 5th in powerplay points (48)...1st among NHL defencemen in goals (26), powerplay goals (19) and powerplay points (48)...**2005-06:** Tied a Montreal record for the most goals scored by a defenceman (3) in one playoff series (done on 10 other occasions - last by Eric Desjardins against Los Angeles in 1993)...scored 21 powerplay points (7-14-21)...had a five-game point-scoring streak and two four-game point-scoring streaks...collected 11 points (5-6-11) in 16 games in March...scored three assists in his 400th career NHL game on Feb. 28...played for Team Canada at World Championships...**2003-04:** One of the three finalists for the Bill Masterton Memorial Trophy...scored 15 goals...had a career-high six-point game (1-5-6) vs PIT on Jan. 10...appeared in his first NHL All-Star Game, scoring one assist...runner-up for the Player of the Week award for the week ending January 11 (1-7-8 in 3 games)...scored 3 GWG & 4 GWA...**2002-03:** Missed the entire season due to a wrist injury...**2001-02:** Missed 44 games due to a fractured wrist...**2000-01:** Missed the first 29 games of the season due to a strained wall muscle injury...2 of his 3 goals were game-winning goals...**1998-99:** Recorded two multi-point games December 16 vs NY Rangers (1-1-2) and February 6 vs Toronto (0-2-2)...**1997-98:** Posted a plus/minus of +18...his first NHL goal was the game winner December 16 vs NY Rangers...**1996-97:** Played in all Albany River Rats (AHL) playoff games (16), team leader in plus/minus (+9)...**1995-96:** Named to the WHL West 2nd All-Star team...joined the Calder Cup Champions Albany River Rats at the end of the regular season.



SOURAY vs. NHL

OPPONENT	GP	G	A	PTS	PIM
Anaheim	12	1	3	4	17
Atlanta	19	2	4	6	54
Boston	40	7	11	18	79
Buffalo	36	4	10	14	45
Calgary	15	3	7	10	40
Carolina	26	2	4	6	27
Chicago	13	1	0	1	5
Colorado	14	4	8	12	6
Columbus	10	1	5	6	2
Dallas	10	1	8	9	10
Detroit	14	2	1	3	13
Edmonton	11	2	3	5	30
Florida	25	0	4	4	33
Los Angeles	11	0	1	1	20
Minnesota	12	1	2	3	17
Montreal	11	1	1	2	11
Nashville	8	5	3	8	4
New Jersey	19	2	1	3	17
NY Islanders	30	2	11	13	41
NY Rangers	33	5	5	10	67
Ottawa	39	6	7	13	54
Philadelphia	32	3	6	9	44
Phoenix	15	4	2	6	27
Pittsburgh	30	9	14	23	95
St. Louis	14	4	0	4	22
San Jose	9	0	3	3	8
Tampa Bay	26	6	10	16	34
Toronto	34	6	7	13	55
Vancouver	17	3	5	8	43
Washington	28	5	11	16	35
TOTAL	613	92	157	249	955

NHL HIGHLIGHTS

FIRSTS

First GP	10/17/1997	NJ 2 @ OTT 4
First Assist	11/12/1997	NJ 3 @ NYR 2
First Goal	12/16/1997	NJ 4 vs NYR 3 (Jason Muzzatti)

MOSTS

Goals	3 (1X)	MOST RECENTLY 12/18/2003 MTL 5 vs NSH 4
Assists	5 (1X)	01/10/2004 MTL 8 @ PIT 0
Points	6 (1X)	01/10/2004 MTL 8 @ PIT 0 (1G-5A)
SOG	11 (2X)	12/19/2008 EDM 2 vs ANA 3
PIM	27 (2X)	02/01/2007 MTL 4 @ PIT 5
Hat Tricks	1	12/18/2003 MTL 5 vs NSH 4 (3G)
Multi-Point Games	42	04/10/2009 EDM 5 vs CGY 1 (1G-2A)

LONGEST PERSONAL STREAKS (GAMES IN WHICH HE PLAYED)

Goals	3 (2X)	03/14/2009 03/19/2009 (3G)
Assists	5 (1X)	12/07/2006 12/19/2006 (9A)
POINTS	7 (1X)	02/14/2007 02/26/2007 (4G-3A)

STEVE STAIOS

24

DEFENCE

HEIGHT 6'1"

WEIGHT 200 LBS


SHOOTS RIGHT

BORN JULY 28, 1973
HAMILTON, ONTARIO

SEASON	TEAM	LEAGUE	REGULAR SEASON					PLAYOFFS				
			GP	G	A	PTS	PIM	GP	G	A	PTS	PIM
1990-91	Niagara Falls	OHL	66	17	29	46	115	12	2	3	5	10
1991-92	Niagara Falls	OHL	65	11	42	53	122	17	7	8	15	27
1992-93	Niagara Falls	OHL	12	4	14	18	30	—	—	—	—	—
	Sudbury	OHL	53	13	44	57	67	11	5	6	11	22
1993-94	Peoria	IHL	38	3	9	12	42	—	—	—	—	—
1994-95	Peoria	IHL	60	3	13	16	64	6	0	0	0	10
1995-96	Peoria	IHL	6	0	1	1	14	—	—	—	—	—
	Worcester	AHL	57	1	11	12	114	—	—	—	—	—
	BOSTON	NHL	12	0	0	0	4	3	0	0	0	0
	Providence	AHL	7	1	4	5	8	—	—	—	—	—
1996-97	BOSTON	NHL	54	3	8	11	71	—	—	—	—	—
	VANCOUVER	NHL	9	0	6	6	20	—	—	—	—	—
1997-98	VANCOUVER	NHL	77	3	4	7	134	—	—	—	—	—
1998-99	VANCOUVER	NHL	57	0	2	2	54	—	—	—	—	—
1999-00	ATLANTA	NHL	27	2	3	5	66	—	—	—	—	—
2000-01	ATLANTA	NHL	70	9	13	22	137	—	—	—	—	—
2001-02	EDMONTON	NHL	73	5	5	10	108	—	—	—	—	—
	Canada	WC-A	6	1	0	1	4	—	—	—	—	—
2002-03	EDMONTON	NHL	76	5	21	26	96	6	0	0	0	4
	Canada	WC-A	9	0	3	3	4	—	—	—	—	—
2003-04	EDMONTON	NHL	82	6	22	28	86	—	—	—	—	—
	Canada	WC-A	9	1	1	2	6	—	—	—	—	—
2004-05	Lulea HF	Sweden	7	2	1	3	12	—	—	—	—	—
2005-06	EDMONTON	NHL	82	8	20	28	84	24	1	5	6	28
2006-07	EDMONTON	NHL	58	2	15	17	97	—	—	—	—	—
2007-08	EDMONTON	NHL	82	7	9	16	121	—	—	—	—	—
	Canada	WC-A	9	0	0	0	2	—	—	—	—	—
2008-09	EDMONTON	NHL	80	2	12	14	92	—	—	—	—	—
OILERS TOTALS			533	35	104	139	684	30	1	5	6	32
NHL TOTALS			839	52	140	192	1170	33	1	5	6	32
AHL TOTALS			64	2	15	17	122	—	—	—	—	—
IHL TOTALS			104	6	23	29	120	6	0	0	0	10
OHL TOTALS			196	45	129	174	334	40	14	17	31	59
WORLD CHAMPIONSHIP TOTALS			33	2	4	6	16	—	—	—	—	—

HOW ACQUIRED: Signed as a free agent by Edmonton on July 12, 2001.

2008-09 HIGHLIGHTS: Finished the season scoring 14 points (2G, 12A) in 80 games...also collected 92 PIM with a -5 plus/minus...is currently 10th in career scoring among Oilers defencemen...lead Oilers & was 20th in the NHL with 157 blocked shots...had game-high 5 blocked shots at CGY (Oct. 17)...scored 1st goal of season & had 3 blocked shots at Vancouver (Oct. 25)...registered 600th career Oilers PIM at NAS (Oct. 30)...registered 1100th NHL PIM at STL (Nov. 29)...scored two assists vs PHX (Jan. 18) for his 1st multiple-point game of season & scored a goal at COL (Jan. 16)...played his 800th NHL game at MIN (Jan. 15)...played his 500th career Oilers game vs NSH (Feb. 1)...led Oilers in TOI vs CBJ (Feb. 26) with 25:07 & had 4 hits...led Oilers in TOI with 28:19 & had 5 blocked shots & 3 hits at TOR (Mar. 7)...scored 100th career Oilers assist on Andrew Cogliano's goal at MTL (Mar. 10), assisted on Patrick O'Sullivan's 1st career Oilers goal vs ATL (Mar. 12).



CAREER HIGHLIGHTS: 2007-08: Scored 7-9-16 with 121 PIM and was -14 in 82 GP...scored points in 15 of 82 GP and was plus or even in 47 of 82 GP...named Oilers Unsung Hero for 2nd time in career...was one of four alternate captains, wearing the "A" for road games...one of five Oilers to play all 82 games, it was the 3rd time in his career & 3rd time since 2003-04 that he has played all 82 games...led the Oilers & was 4th in NHL in blocked shots with 187...2nd on Oilers in PIM with 121...finished the season with 125 career points as an Oiler and is 10th in career scoring among Edmonton defencemen...had season-high 15 PIM vs NAS (Mar. 4) to surpass 100 PIM mark for 4th time in career...scored two assists at ATL (Jan. 20) for lone multiple-point game...netted PPG vs CGY (Feb. 4)...had season-high seven blocked shots vs CGY (Jan. 13)...played 700th career NHL game vs CHI (Nov. 24) & 400th career Oilers game vs PIT (Dec. 5)...registered 1,000th career NHL PIM with a roughing minor vs DAL (Dec. 18) & his 500th career Oilers PIM vs CBJ (Nov. 26)...member of silver medal winning Team Canada at 2008 IIHF World Championship...**2006-07:** Scored 2-15-17 with 97 PIM and was -5 in 58 GP...2nd on Oilers with 140 blocked shots, 4th in PIM & 9th in hits (59)...missed 24 games, 4th most on the Oilers, due to injury or illness...saw his consecutive games played streak ended at 224 (Jan. 11, 2003 to Nov. 21, 2006) when he missed the Nov. 24 game vs CHI due to a knee injury...had five game-winning assists...scored PPA at COL (Nov. 13) for his 100th career Oilers point...scored first goal of season vs DET (Oct. 21) for his 150th career NHL...registered 900th career NHL PIM at DET (Nov. 8)...**2005-06:** Scored 8-20-28 with 84 PIM and was +10 in 82 GP...led Oilers in plus/minus at +10 & was 3rd in PIM (84)...2nd on Oilers & 13th in NHL with 164 blocked shots...put together a five-game scoring streak (1-5-6; Oct. 25-Nov. 3) to equal his career-high...scored 100th career NHL assist vs ANA (Feb. 6)...played in his 600th career NHL game at SJ (Mar. 9)...appeared in all 24 playoff games, scoring 1-5-6 with 28 PIM...5th on Oilers in TOI at 21:31...7th in NHL in blocked shots with 55...played career-high 40:00 in Game 3 of CSF vs SJ (May 10)...scored first career playoff point with an assist in Game 2 of CQF at DET (Apr. 23)...scored PPG in Game 3 of CF vs ANA (May 23) for first career playoff goal...made Stanley Cup Final debut, scoring 0-2-2 with 8 PIM in 7 games vs Carolina in SCF...**2004-05:** Scored 2-1-3 with 12 PIM in 7 games with Lulea HF of the Swedish Elitserien...**2003-04:** Scored 6-22-28 with 86 PIM and was +17 in 82 GP to establish single season career highs for games, assists & points...won October segment of Molson Cup...1st among Oilers defencemen in scoring & 9th on the team...5th on Oilers in assists, 4th in plus/minus & 4th in PIM...scored his 100th career NHL point with a goal vs MTL (Nov. 22)...**2002-03:** Scored 5-21-26 with 96 PIM and was +13 in 76 GP...Oilers nominee for Bill Masterton Memorial Trophy...named Oilers Outstanding Defenceman...1st on the Oilers & 2nd in the NHL in shorthanded scoring with 3-3-6...was 7th in SHG and 4th in SHA...**2001-02:** 1st season with the Oilers, scored 5-5-10 with 108 PIM & was +10 in 73 GP...5th on the Oilers in plus/minus (+10) and 3rd in PIM (108)...named the Oilers Unsung Hero...4th on the Oilers in blocked shots (66), 6th in time on ice (18:04), 7th in hits (85) & 9th in takeaways (37)...**2000-01:** Scored 9-13-22 in 70 GP with Atlanta Thrashers...was 2nd in scoring among Thrashers defencemen and 1st in goals...was named Atlanta's 2nd captain in franchise history on Oct. 5...**1999-00:** Played 20 games at right wing and seven on defence for Atlanta...scored three of his five points (2-1-3) during games in which he played defence...missed 26 games with groin injury from Feb. 16-April 9, 2000...set Atlanta team record with a career-high 21 penalty minutes against Tampa Bay on Nov. 17/99...**1998-99:** Played defence and right wing for Vancouver, finishing with 0-2-2 & 54 PIM in 57 GP...**1997-98:** Scored 3-4-7 with 134 PIM in 77 GP for Vancouver...played his 100th NHL game on vs DET (Dec. 1)...**1996-97:** Scored a career-high 17 assists for Boston and Vancouver...scored career-high three assists vs EDM (Apr. 12)...scored 1st NHL goal vs WAS (Dec. 21)...notched 1st NHL point (assist) at SJ (Oct. 12)...**1995-96:** Made NHL debut with Boston at OTT (Mar. 21)...**1994-95:** Scored 3-13-15 in 80 GP with Peoria (IHL)...1993-94: Made pro debut with St. Louis IHL affiliate in Peoria, scoring 3-9-12 in 38 GP...**JUNIOR:** Played three years in the OHL with Niagara Falls and Sudbury...in 143 GP with Niagara Falls, he registered 32 goals, 85 assists and 117 points...**INTERNATIONAL:** Represented Canada at World Championships on four occasions, including three consecutive (2002 to 2004)...won back-to-back gold medals in 2003 & 2004 & a silver in 2008.

STAIOS vs. NHL

OPPONENT	GP	G	A	PTS	PIM
Anaheim	37	4	3	7	50
Atlanta	7	1	3	4	4
Boston	14	2	0	2	8
Buffalo	17	0	0	0	31
Calgary	59	2	8	10	62
Carolina	23	1	5	6	45
Chicago	32	1	4	5	48
Colorado	56	5	14	19	70
Columbus	29	3	12	15	29
Dallas	38	1	7	8	46
Detroit	40	4	4	8	86
Edmonton	13	0	5	5	14
Florida	19	2	3	5	31
Los Angeles	39	2	4	6	49
Minnesota	41	1	6	7	53
Montreal	22	1	4	5	16
Nashville	32	1	4	5	54
New Jersey	17	1	2	3	16
NY Islanders	15	0	2	2	25
NY Rangers	18	2	0	2	33
Ottawa	24	0	3	3	33
Philadelphia	18	2	3	5	27
Phoenix	34	1	7	8	68
Pittsburgh	16	2	2	4	29
St. Louis	35	1	4	5	53
San Jose	35	2	9	11	43
Tampa Bay	22	3	6	9	44
Toronto	20	1	5	6	16
Vancouver	48	3	10	13	63
Washington	19	3	1	4	24
TOTAL	839	52	140	192	1170

NHL HIGHLIGHTS

FIRSTS

First GP	03/21/1996	BOS 3 vs OTT 1
First Assist	10/12/1996	BOS 5 at SJ 3
First Goal	12/21/1996	BOS 4 vs WAS 3 (Jim Carrey)

MOSTS

Goals	2 (1X)	10/18/2003 EDM 6 vs COL 3
Assists	3 (2X)	01/18/2004 EDM 4 at CBJ 4
Points	3 (4X)	01/18/2004 EDM 4 at CBJ 4 (0G-3A)
SOG	8 (1X)	12/11/2003 EDM 2 at SJ 2
PIM	21 (1X)	11/17/1999 ATL 5 vs TB 4
Hat Tricks	0	
Multi-Point Games	20	01/18/2009 EDM 6 vs PHX 3 (0G-2A)

LONGEST PERSONAL STREAKS (GAMES IN WHICH HE PLAYED)

Goals	3 (1X)	12/19/2000 12/28/2000 (3G)
Assists	4 (1X)	03/28/2003 04/03/2003 (5A)
Points	5 (2X)	10/25/2005 11/03/2005 (1G-5A)

ZACK STORTINI 46

RIGHT WING

HEIGHT 6'3"

WEIGHT 228 LBS

SHOOTS RIGHT


BORN SEPTEMBER 11, 1985
ELLIOT LAKE, ONTARIO

SEASON	TEAM	LEAGUE	REGULAR SEASON					PLAYOFFS				
			GP	G	A	PTS	PIM	GP	G	A	PTS	PIM
2001-02	Sudbury	OHL	65	8	6	14	187	5	1	0	1	24
2002-03	Sudbury	OHL	62	13	16	29	222	—	—	—	—	—
2003-04	Sudbury	OHL	62	21	16	37	151	7	1	1	2	14
	Toronto	AHL	2	0	0	0	7	3	0	0	0	4
2004-05	Sudbury	OHL	58	13	27	40	186	12	2	5	7	27
2005-06	Iowa	AHL	27	2	1	3	108	—	—	—	—	—
	Milwaukee	AHL	37	0	7	7	153	—	—	—	—	—
2006-07	EDMONTON	NHL	29	1	0	1	105	—	—	—	—	—
	Hamilton	AHL	47	9	6	15	195	22	3	0	3	56
2007-08	EDMONTON	NHL	66	3	9	12	201	—	—	—	—	—
	Springfield	AHL	4	3	2	5	21	—	—	—	—	—
2008-09	EDMONTON	NHL	52	6	5	11	181	—	—	—	—	—
OILERS/NHL TOTALS			147	10	14	24	487	—	—	—	—	—
AHL TOTALS			117	14	16	30	484	25	3	0	3	60
OHL TOTALS			247	55	65	120	746	24	4	6	10	65

STORTINI HIGHLIGHTS

HOW ACQUIRED: Edmonton's 5th choice (3rd round), 94th overall, in 2003 NHL Entry Draft.

2008-09 HIGHLIGHTS: Appeared in 52 games collecting 11 points (6G, 5A), 181 PIM and a -5 rating...4th in NHL with 181 PIM...led all NHL players in number of fights with 25...played in his 100th career Oilers/NHL game at VAN (Oct. 25)...had two-game scoring streak (1-1-2; Dec. 19-22) ended at VAN (Dec. 26)...registered 4 hits and had season-high 15 PIM vs Dallas (Jan. 3)...the 15 PIM gave him 102 PIM on the season, marking the 3rd season he has 100-plus PIM and it was his 400th career Oilers/NHL PIM...had game-high 5 hits vs CHI (Feb. 3)...registered 1st multiple-point game with career-high 1-1-2 at DET (Feb. 7)...had a two-game scoring streak (1-1-2; Feb. 28-Mar. 3) ended at OTT (Mar. 5)



CAREER HIGHLIGHTS: 2007-08: Scored 3-9-12 with 201 PIM & was +3 in 66 GP with Oilers...scored points in 12 of 66 GP & was plus or even in 54 of 66 GP...led Oilers & was 5th in NHL with career-high 201 PIM...marks the first time since Bryan Marchment had 202 PIM in 1995-96 that an Oiler had 200-or-more PIM in a season...established career-highs in goals, assists, points & PIM...began season with Springfield (AHL) & scored 4-3-7 with 21 PIM in 4 GP before being recalled to Edmonton on Oct. 12...made season debut at VAN (Oct. 13) & registered season-high 19 PIM...scored goals at NAS (Jan. 3), vs DAL (Feb. 1) & vs STL (Mar. 11)...scored 1st career Oilers/NHL assist at COL (Nov. 28)...assisted on GWG at ANA (Dec. 2) & vs MIN (Feb. 12)...had a career-high three-game assist & point scoring streak with 0-3-3 from Feb. 12-16...had season-high six hits at VAN (Feb. 16)...registered 200th career Oilers/NHL PIM vs PHX (Jan. 10) & 300th career Oilers/NHL PIM at CGY (Mar. 29)...**2006-07:** Split his 2nd full professional season between Edmonton and Hamilton (AHL)...scored 1-0-1 with 105 PIM and was -7 in 29 games with the Oilers...2nd on Oilers in PIM (105)...made Oilers/NHL debut vs CGY (Jan. 20) & registered 1st Oilers/NHL PIM...scored 1st career Oilers/NHL goal & point vs VAN (Feb. 6 vs Roberto Luongo)...reached the century mark in PIM at MIN (Apr. 3)...registered career-high 21 PIM at ANA (Mar. 9)...scored 9-6-15 with team-leading 195 PIM in 47 games with Hamilton during the regular season...was re-assigned to Hamilton following the conclusion of the Oilers season and helped the Bulldogs win the AHL Calder Cup championship...scored 3-0-3 and led the AHL with 56 PIM in 22 games during Hamilton's playoff run...**2005-06:** First full season in the professional ranks saw him score 2-8-10 with 261 PIM in 64 games...split the season between Iowa and Milwaukee of the AHL...scored 2-1-3 with 108 PIM in 27 games with Iowa before ending the season with Milwaukee...had 0-7-7 with 153 PIM in 37 games for the Admirals...**2003-04:** Made pro debut with Toronto Roadrunners (AHL) at conclusion of 2003-04 junior season...was scoreless with 7 PIM in two regular season games...also played three playoff games with Edmonton's AHL affiliate and was scoreless with 4 PIM...**JUNIOR:** Scored 55-65-120 with 746 PIM in 247 career games with Sudbury over four seasons (2001-02 to 2004-05)...in his fourth season with the Sudbury Wolves (OHL), he scored 13-27-40 with 186 PIM...finished 4th in scoring and led the Wolves in PIM...added 2-5-7 with 27 PIM in 12 playoff games.

STORTINI vs. NHL

OPPONENT	GP	G	A	PTS	PIM
Anaheim	8	1	2	3	37
Atlanta	2	0	0	0	2
Boston	1	0	0	0	0
Buffalo	2	0	0	0	7
Calgary	14	0	0	0	48
Carolina	-	-	-	-	-
Chicago	9	0	0	0	49
Colorado	12	0	1	1	28
Columbus	7	0	0	0	13
Dallas	6	1	1	2	35
Detroit	3	1	1	2	5
Florida	1	0	0	0	0
Los Angeles	8	0	0	0	17
Minnesota	14	1	2	3	31
Montreal	2	1	0	1	7
Nashville	7	1	1	2	20
New Jersey	2	0	0	0	5
NY Islanders	2	0	1	1	5
NY Rangers	2	0	0	0	10
Ottawa	2	0	0	0	4
Philadelphia	-	-	-	-	-
Phoenix	7	1	2	3	40
Pittsburgh	1	0	0	0	0
St. Louis	6	1	0	1	31
San Jose	7	1	1	2	14
Tampa Bay	3	0	1	1	2
Toronto	3	0	0	0	5
Vancouver	15	1	1	2	72
Washington	1	0	0	0	0
TOTAL	147	10	14	24	487

NHL HIGHLIGHTS

FIRSTS

First GP	01/20/2007	EDM 0 vs CGY 4
First Assist	11/28/2007	EDM 2 at COL 4
First Goal	02/06/2007	EDM 2 vs VAN 5 (Roberto Luongo)

MOSTS

Goals	1 (10X)	03/31/2009 EDM 3 vs ANA 5
Assists	1 (14X)	03/03/2009 EDM 5 at NSH 6
Points	2 (1X)	02/07/2009 EDM 3 at DET 8 (16-1A)
SOG	3 (3X)	02/24/2009 EDM 5 vs TB 3
PIM	21 (1X)	03/09/2007 EDM 1 at ANA 5
Hat Tricks	0	
Multi-Point Games	1	02/07/2009 EDM 3 at DET 8 (16-1A)

LONGEST PERSONAL STREAKS (GAMES IN WHICH HE PLAYED)

Goals	1 (10X)	03/31/2009 03/31/2009 (1G)
Assists	3 (1X)	02/12/2008 02/16/2008 (3A)
Points	3 (1X)	02/12/2008 02/16/2008 (0G-3A)

JASON STRUDWICK

43

DEFENCE

HEIGHT 6'3"

WEIGHT 225 LBS

SHOOTS LEFT


BORN JULY 17, 1975
EDMONTON, ALBERTA



SEASON	TEAM	LEAGUE	REGULAR SEASON					PLAYOFFS				
			GP	G	A	PTS	PIM	GP	G	A	PTS	PIM
1993-94	Kamloops	WHL	61	6	8	14	118	19	0	4	4	24
	Memorial Cup		—	—	—	—	—	4	0	0	0	4
1994-95	Kamloops	WHL	72	3	11	14	183	21	1	1	2	39
	Memorial Cup		—	—	—	—	—	4	0	1	1	8
1995-96	NY ISLANDERS	NHL	1	0	0	0	7	—	—	—	—	—
	Worcester	AHL	60	2	7	9	119	4	0	1	1	0
1996-97	Kentucky	AHL	80	1	9	10	198	4	0	0	0	0
1997-98	NY ISLANDERS	NHL	17	0	1	1	36	—	—	—	—	—
	Kentucky	AHL	39	3	1	4	87	—	—	—	—	—
	VANCOUVER	NHL	11	0	1	1	29	—	—	—	—	—
	Syracuse	AHL	—	—	—	—	—	3	0	0	0	6
1998-99	VANCOUVER	NHL	65	0	3	3	114	—	—	—	—	—
1999-00	VANCOUVER	NHL	63	1	3	4	64	—	—	—	—	—
2000-01	VANCOUVER	NHL	60	1	4	5	64	2	0	0	0	0
2001-02	VANCOUVER	NHL	44	2	4	6	96	—	—	—	—	—
2002-03	CHICAGO	NHL	48	2	3	5	87	—	—	—	—	—
2003-04	CHICAGO	NHL	54	1	3	4	73	—	—	—	—	—
2004-05	Ferencvaros	Hungary	6	1	2	3	8	—	—	—	—	—
2005-06	NY RANGERS	NHL	65	3	4	7	66	3	0	0	0	0
2006-07	HC Lugano	Switz.	34	2	3	5	28	—	—	—	—	—
	NY RANGERS	NHL	8	0	0	0	2	—	—	—	—	—
2007-08	NY RANGERS	NHL	52	1	1	2	40	2	0	0	0	0
2008-09	EDMONTON	NHL	71	2	6	8	60	—	—	—	—	—
	OILER TOTALS		71	2	6	8	60	—	—	—	—	—
	NHL TOTALS		559	13	34	47	738	7	0	0	0	0
	AHL TOTALS		179	6	17	23	404	11	0	1	1	6
	WHL TOTALS		133	9	19	28	301	40	1	5	6	63

HOW ACQUIRED: Signed as an unrestricted free agent by Edmonton on July 10, 2008.

2008-09 HIGHLIGHTS: Finished the season appearing in 71 games with 8 points (2G, 6A), -4 and 60 PIM...Oilers nominee for the 2009 Bill Masterton Memorial Trophy...made Oilers debut vs Colorado (Oct. 12). Was scoreless & even...registered 1st Oilers PIM at COL (Oct. 23)...collected an assist for his 1st point as an Oiler at CGY (Oct. 17)...played in his 500th career NHL game at NYR (Nov. 10)...scored an assist and registered 700th NHL PIM vs PHX (Dec. 22)...named game's 1st star as he scored 1st career Oilers goal & was +2 vs NYI (Jan. 5)...scored goal & was +3 vs TBL (Feb. 24).



CAREER HIGHLIGHTS: 2007-08: Scored 1-1-2 with 40 PIM in 52 games with NYR...averaged 12:56 minutes of ice time per game & was even in plus/minus...both of his points came in a three-game stretch...scored his lone goal of the season on Nov. 17 as he netted the GWG at PIT & two games later he earned an assist at TBL (Nov. 21)...averaged 12:56 minutes of ice time per game and was even in the plus/minus rankings...was a healthy scratch in 30 games...appeared in two playoff games for the Rangers versus Pittsburgh...**2006-07:** Appeared in eight games with the Rangers after returning from Switzerland and signing as a free agent on Mar. 19...prior to re-joining the Rangers in 2007, Strudwick skated in 34 games with HC Lugano of the Swiss-A League, registering two goals and three assists, along with 28 penalty minutes...Also collected four penalty minutes in six post-season contests with the Swiss club...made his season debut on Mar. 19 vs. Pittsburgh...**2005-06:** Appeared in 65 games for NY Rangers, registering 3-4-7 with 66 PIM...scored 1-1-2, along with a season-high, plus-two rating in his 400th career NHL game on Jan. 28 vs PIT, marking his first career multi-point game...logged 17:18 of ice time on Dec. 1 vs. PIT, earning 3rd star honours...tallied a goal in the 14th round of the shootout helping the Rangers to a 3-2 win on Nov. 26 vs. WAS...tallied a goal in his Rangers debut on Oct. 5 at PHI...**2004-05:** Skated in six games for Ferencvaros TC Budapest (Hungary), registering one goal and two assists along with 8 PIM...**2003-04:** Re-signed with Chicago as a free agent on July 20...appeared in 54 games with the Blackhawks, scoring 1-3-4 & ranking 2nd among defencemen with 73 PIM...established a career-high with 14:54 average time on ice...**2002-03:** Signed as a free agent with Chicago on July 15...appeared in 48 games, registering 2-3-5 with 87 PIM...played in his 300th NHL game on Mar. 12 at ANA...**2001-02:** Skated in 44 games with Vancouver, establishing career-highs in goals & points with 2-4-6...ranked 4th on Canucks with 96 PIM...**2000-01:** Appeared in 60 games, recording one goal and four assists, along with 64 penalty minutes...ranked first on the team with plus-16 rating...tallied the first game-winning goal of his NHL career on Nov. 21 at STL...skated in his 200th NHL game on Jan. 28 vs. CHI...made his Stanley Cup Playoffs debut, skating in two post-season games...**1999-00:** Appeared in 63 games, tallying one goal and three assists, along with 64 PIM for the Canucks...scored his first NHL goal on Feb. 29 at LAK (Stephane Fiset)...**1998-99:** Established career-highs with 65 games played and 114 penalty minutes with Vancouver...**1997-98:** Skated in 28 games with the Islanders and Vancouver recording 0-2-2 & 65 PIM...registered his first NHL point with an assist at CHI (Jan. 2)...acquired by Vancouver on Mar. 23 in exchange for Gino Odjick...**1995-96:** Made NHL debut with NY Islanders on Mar. 30 at Hartford, registering 7 PIM...**AHL CAREER:** Appeared in 179 games with the Worcester IceCats, Kentucky Thoroughblades and Syracuse Crunch of the American Hockey League (AHL), registering six goals and 17 assists for 23 points, along with 404 penalty minutes from 1995-96 to 1997-98...**JUNIOR CAREER:** Spent two seasons with the Kamloops Blazers (WHL)...scored 9-19-28 with 301 PIM in 133 games, helping the Blazers win back-to-back Memorial Cup championships in 1993-94 & 1994-95.

STRUDWICK vs. NHL

OPPONENT	GP	G	A	PTS	PIM
Anaheim	20	0	0	0	29
Atlanta	11	0	1	1	26
Boston	13	0	1	1	31
Buffalo	14	0	0	0	13
Calgary	33	0	5	5	67
Carolina	13	0	1	1	33
Chicago	18	1	1	2	49
Colorado	31	1	2	3	46
Columbus	15	0	2	2	32
Dallas	25	0	0	0	20
Detroit	20	1	0	1	30
Edmonton	28	0	0	0	23
Florida	12	0	0	0	2
Los Angeles	20	1	0	1	7
Minnesota	16	1	1	2	25
Montreal	19	0	4	4	30
Nashville	24	0	4	4	28
New Jersey	20	0	1	1	17
NY Islanders	22	1	3	4	15
NY Rangers	4	0	0	0	5
Ottawa	15	0	0	0	11
Philadelphia	26	1	1	2	37
Phoenix	23	0	1	1	36
Pittsburgh	19	2	1	3	4
St. Louis	20	2	2	4	22
San Jose	24	0	0	0	51
Tampa Bay	11	1	1	2	6
Toronto	18	0	1	1	20
Vancouver	11	0	1	1	7
Washington	14	1	0	1	16
TOTAL	559	13	34	47	738

NHL HIGHLIGHTS

FIRSTS

First GP	03/30/1996	NYI 1 at HFD 3
First Assist	01/20/1998	NYI 2 at CHI 5
First Goal	02/29/2000	VAN 1 at LA 1 (Stephane Fiset)

MOSTS

Goals	1 (13X)	02/24/2009 EDM 5 vs TB 3
Assists	1 (34X)	03/03/2009 EDM 5 at NSH 6
Points	2 (1X)	01/28/2006 NYR 7 vs PIT 1 (16-1A)
SOG	3 (6X)	12/05/2005 NYR 3 vs MIN 1
PIM	22 (1X)	04/09/1998 VAN 6 at CGY 3
Hat Tricks	0	
Multi-Point Games	1	01/28/2006 NYR 7 vs PIT 1 (16-1A)

LONGEST PERSONAL STREAKS (GAMES IN WHICH HE PLAYED)

Goals	1 (13X)	02/24/2009 02/24/2009 (1G)
Assists	2 (1X)	12/20/2001 12/22/2001 (2A)
Points	3 (1X)	12/19/2001 12/22/2001 (16-2A)



LUBOMIR VISNOVSKY

71

DEFENCE

HEIGHT 5'10"

WEIGHT 188 LBS

SHOOTS LEFT


BORN AUGUST 11, 1976

TOPOLCANY, SLOVAKIA

SEASON	TEAM	LEAGUE	REGULAR SEASON					PLAYOFFS				
			GP	G	A	PTS	PIM	GP	G	A	PTS	PIM
1994-95	Bratislava	Slovakia	36	11	12	23	10	9	1	3	4	2
1995-96	Bratislava	Slovakia	35	8	6	14	22	13	1	5	6	2
1996-97	Bratislava	Slovakia	44	11	12	23	—	2	0	1	1	—
1997-98	Bratislava	Slovakia	36	7	9	16	16	11	2	4	6	8
	Slovakia	Olympics	3	0	0	0	2	—	—	—	—	—
1998-99	Bratislava	Slovakia	40	9	10	19	31	10	5	5	10	0
1999-00	Bratislava	Slovakia	52	21	24	45	38	8	5	3	8	16
2000-01	LOS ANGELES	NHL	81	7	32	39	36	8	0	0	0	0
2001-02	LOS ANGELES	NHL	72	4	17	21	14	4	0	1	1	0
	Slovakia	Olympics	3	1	2	3	0	—	—	—	—	—
2002-03	LOS ANGELES	NHL	57	8	16	24	28	—	—	—	—	—
2003-04	LOS ANGELES	NHL	58	8	21	29	26	—	—	—	—	—
2004-05	Bratislava	Slovakia	43	13	25	38	40	14	2	10	12	10
2005-06	LOS ANGELES	NHL	80	17	50	67	50	—	—	—	—	—
	Slovakia	Olympics	6	1	1	2	0	—	—	—	—	—
2006-07	LOS ANGELES	NHL	69	18	40	58	26	—	—	—	—	—
2007-08	LOS ANGELES	NHL	82	8	33	41	34	—	—	—	—	—
2008-09	EDMONTON	NHL	50	8	23	31	30	—	—	—	—	—
OILER TOTALS			50	8	23	31	30	—	—	—	—	—
NHL TOTALS			549	78	232	310	244	12	0	1	1	0
EUROPEAN TOTALS			286	80	98	178	157	67	16	31	47	38
OLYMPIC TOTALS			12	2	3	5	2	—	—	—	—	—

HOW ACQUIRED: Obtained from Los Angeles on June 29, 2008 in exchange for Matt Greene and Jarret Stoll.

2008-09 HIGHLIGHTS: Finished the season with 31 points (8G, 23A), +6 and 30 PIM in 50 GP...had 5 MA games and 10 MP games...made Oilers debut & played in 500th career NHL game vs COL (Oct. 12)...scored GWG/PPG at ANA (Oct. 15) for 1st career Oilers goal & point...registered 3 consecutive multiple-point games with 0-2-2 vs PHX (Dec. 22), at VAN (Dec. 26) & vs NAS (Dec. 28)...had four-game scoring streak (0-7-7; Dec. 19-28) ended vs OTT (Dec. 30)...scored 300th NHL point with assist vs NAS (Dec. 28)...placed on NHL IRL on Feb. 4 after suffering a right shoulder injury vs CHI (Feb. 3) and missed remainder of regular season - 31 games (Feb. 5-Apr. 10).



CAREER HIGHLIGHTS: 2007-08: Scored 8-33-41 with 34 PIM in career-high 82 games with Los Angeles...led Kings defencemen in scoring for the third consecutive season & was sixth overall...one of four Kings to play in all 82 games...scored 200th career NHL assist at Philadelphia (Jan. 29) to become only the fourth Kings defenceman to eclipse the 200-assist mark (Rob Blake, Mark Hardy, Steve Duchesne)...scored five assists during a five-game assist & point scoring streak from Feb. 21st to Mar. 2nd...played a season-high 28:07 at Columbus (Feb. 10)...was +4 vs Chicago (Jan. 1)...registered a career-high 14 PIM at Anaheim (Mar. 26)...**2006-07:** Skated in the 2007 NHL All-Star Game & was named the Kings Outstanding Defenceman...set a career high with 18 goals and led all Kings defencemen in scoring for the 2nd consecutive season with 18-40-58 in 69 GP...also set career highs for shots (159), shooting percentage (11.3) & time-on-ice average (24:27, led the team)...led the Kings & ranked 6th in the NHL with a power play time-on-ice average of 5:57...ranked 4th in the NHL among defencemen in goals (18) & tied for 8th in points (58) & power play points (8-25-33)...was 3rd in shooting percentage (11.3)...finished 3rd on the Kings with 107 blocked shots...had one shootout goal (1-for-3, 33.3 percent)...played in his 400th career Kings/NHL game vs Chicago (Feb. 1/07) & scored his 200th career Kings/NHL point with an assist vs Anaheim (Dec. 2/06)...**2005-06:** Became the 1st defenceman to lead the Kings in scoring as he established career-highs in assists & points with 17-50-67...named Kings MVP & Outstanding Defenceman...only defenceman in NHL to lead his team in scoring, he was 4th in scoring & assists among league defencemen...led Kings in PP scoring with 10-31-41...had a career-high nine game scoring streak with 1-11-12 from Dec. 10-28...scored 1st career hat trick with three goals at Dallas (Nov. 2/05)...**2004-05:** Skated in native Slovakia during NHL lockout season & scored 13-25-38 for HC Slovan Bratislava...scored 2-10-12 in 14 playoff games to lead team to league championship...**2003-04:** Selected as the Kings Outstanding Defenceman...scored 8-21-29 to finish 2nd in scoring among LA defencemen...scored 100th career point with an assist vs Washington (Dec. 6/03)...**2002-03:** Third leading scorer among Kings blueliners with 8-16-24...played 200th career NHL game at Carolina (Mar. 15/03)...missed 25 games due to injury...**2001-02:** Scored 4-17-21 to finished 4th in scoring among Kings defencemen...two of his four goals were GWG...**2000-01:** Named to NHL's All-Rookie Team after scoring 7-32-39 in 81 GP to lead NHL freshmen blueliners in scoring...was 4th overall in NHL rookie scoring...was 2nd in assists & 3rd in plus/minus at +16...named Kings Best Newcomer by Los Angeles media...scored 1st career NHL goal at Phoenix on Oct. 28/00...**INTERNATIONAL:** Played six seasons (1994-95 to 1999-00) with HC Slovan Bratislava prior to starting his NHL career with Los Angeles...scored 67-73-140 in 243 GP, most productive season saw him score 21-24-45 in 52 games in 1999-00, his final season before joining the Kings...has represented Slovakia a total of 15 times on the international stage, including three Olympic Games (1998, 2002 & 2006)...was member of Slovakian National Team at the 1996 & 2004 World Cup of Hockey, eight IIHF World Championships & two World Junior Championships...won gold medal at 2002 World Championship, silver in 2000 & bronze in 2003 when he led defencemen in scoring with 4-8-12 in 9 GP.

VISNOVSKY vs. NHL

OPPONENT	GP	G	A	PTS	PIM
Anaheim	42	5	24	29	24
Atlanta	8	4	5	9	4
Boston	8	2	6	8	6
Buffalo	7	0	2	2	4
Calgary	28	4	14	18	10
Carolina	9	0	4	4	12
Chicago	27	3	7	10	14
Colorado	29	5	9	14	12
Columbus	25	4	10	14	6
Dallas	41	11	18	29	14
Detroit	29	4	12	16	12
Edmonton	28	4	13	17	10
Florida	7	0	3	3	2
Los Angeles	2	0	0	0	2
Minnesota	25	3	5	8	10
Montreal	6	2	1	3	2
Nashville	26	4	16	20	12
New Jersey	7	2	2	4	6
NY Islanders	7	1	2	3	0
NY Rangers	8	1	5	6	2
Ottawa	8	1	6	7	2
Philadelphia	8	0	3	3	4
Phoenix	38	3	20	23	30
Pittsburgh	8	0	3	3	2
St. Louis	28	3	11	14	6
San Jose	39	8	13	21	12
Tampa Bay	5	0	1	1	0
Toronto	7	0	2	2	8
Vancouver	30	3	10	13	14
Washington	9	1	5	6	2
TOTAL	549	78	232	310	244

NHL HIGHLIGHTS

FIRSTS

First GP	10/06/2000	LA 4 at WAS 1
First Assist	10/09/2000	LA 7 at CBJ 1
First Goal	10/28/2000	LA 1 at PHX 3 (Robert Esche)


MOSTS

Goals	3 (1X)	11/02/2005 LA 6 at DAL 3
Assists	3 (2X)	03/12/2007 LA 5 vs EDM 1
Points	3 (10X)	03/12/2007 LA 5 vs EDM 1 (0G-3A)
SOG	8 (1X)	11/09/2006 LA 3 vs SJ 7
PIM	14 (1X)	03/26/2008 LA 1 at ANA 2
Hat Tricks	1	11/02/2005 LA 6 at DAL 3 (3G)
Multi-Point Games	68	01/20/2009 EDM 4 vs CBJ 3 (1G-1A)

MOST RECENTLY

LONGEST PERSONAL STREAKS
(GAMES IN WHICH HE PLAYED)

Goals	3 (1X)	02/18/2007 02/24/2007 (3G)
Assists	9 (1X)	12/10/2005 12/28/2005 (11A)
Points	9 (1X)	12/10/2005 12/28/2005 (1G-11A)




CAMERON ABNEY RIGHT WING

6'4" 192 lbs. Shoots: Right **Born:** May 23, 1991; Aldergrove, BC

SEASON	TEAM	LEAGUE	GP	REGULAR SEASON				PLAYOFFS				
				G	A	PTS	PIM	GP	G	A	PTS	PIM
2007-08	Everett	WHL	4	0	0	0	0	—	—	—	—	—
2008-09	Everett	WHL	48	1	3	4	103	5	0	0	0	2
WHL TOTALS			52	1	3	4	103	5	0	0	0	2

Edmonton's 4th choice (3rd round), 82nd overall, in 2009 NHL Entry Draft.




DEAN ARSENE DEFENCE

6'2" 200 lbs. Shoots: Left **Born:** July 20, 1980; Murrayville, B.C.

SEASON	TEAM	LEAGUE	GP	REGULAR SEASON				PIM	GP	PLAYOFFS				PIM
				G	A	PTS	PIM			G	A	PTS	PIM	
1996-97	Regina Pats	WHL	62	0	8	8	53	3	0	0	0	0	2	
1997-98	Regina Pats	WHL	31	2	7	9	47	—	—	—	—	—	—	
1997-98	Edmonton Ice	WHL	43	0	12	12	90	—	—	—	—	—	—	
1998-99	Kootenay Ice	WHL	68	1	4	5	111	4	0	0	0	0	4	
1999-00	Kootenay Ice	WHL	66	4	7	11	150	21	1	2	3	59		
2000-01	Kootenay Ice	WHL	68	1	10	11	178	11	0	1	1	34		
2001-02	Charlotte Checkers	ECHL	63	3	10	13	101	5	0	2	2	16		
2002-03	Hartford Wolf Pack	AHL	50	1	3	4	94	—	—	—	—	—	—	
2003-04	Reading Royals	ECHL	46	0	6	6	118	15	1	5	6	34		
2003-04	Hershey Bears	AHL	22	0	2	2	44	—	—	—	—	—	—	
2004-05	Hershey Bears	AHL	56	1	5	6	140	—	—	—	—	—	—	
2005-06	Hershey Bears	AHL	68	2	5	7	181	21	0	1	1	29		
2006-07	Hershey Bears	AHL	61	3	12	15	187	6	0	2	2	8		
2007-08	Hershey Bears	AHL	14	0	2	2	23	—	—	—	—	—	—	
2008-09	Hershey Bears	AHL	46	1	10	11	99	22	0	2	2	14		
AHL TOTALS			317	8	39	47	768	49	0	5	5	51		
ECHL TOTALS			109	3	16	19	219	20	1	7	8	50		
WHL TOTALS			338	8	48	56	629	39	1	3	4	99		

Edmonton's 4th choice (3rd round), 82nd overall, in 2009 NHL Entry Draft.




JORDAN BENDFELD DEFENCE

6'2" 222 lbs. Shoots: Right **Born:** February 9, 1988; Leduc, Alberta

SEASON	TEAM	LEAGUE	GP	REGULAR SEASON				PIM	GP	PLAYOFFS				PIM
				G	A	PTS	PIM			G	A	PTS	PIM	
2003-04	Leduc	AMHL	36	0	9	9	22	—	—	—	—	—	—	
2004-05	Leduc	AMHL	21	1	5	6	96	—	—	—	—	—	—	
	Medicine Hat	WHL	16	0	0	0	4	2	0	0	0	0	2	
2005-06	Medicine Hat	WHL	65	2	10	12	92	13	0	4	4	27		
2006-07	Medicine Hat	WHL	72	9	21	30	136	23	0	5	5	62		
2007-08	Medicine Hat	WHL	72	6	19	25	160	5	0	2	2	2		
2008-09	Stockton	ECHL	17	1	2	3	25	—	—	—	—	—	—	
WHL TOTALS			225	17	50	67	392	43	0	11	11	93		
ECHL TOTALS			17	1	2	3	25	—	—	—	—	—	—	

Edmonton's 5th choice (7th round), 193rd overall, in 2008 NHL Entry Draft.




TAYLOR CHORNEY DEFENCE

6'0" 196 lbs. Shoots: Left **Born:** April 27, 1987; Thunder Bay, Ontario

SEASON	TEAM	LEAGUE	GP	REGULAR SEASON				PIM	GP	PLAYOFFS				PIM
				G	A	PTS				G	A	PTS		
2003-04	Shattuck-St. Mary's	USHS-MN	74	12	44	56	58							
2004-05	Shattuck-St. Mary's	USHS-MN	50	4	30	34	52							
2005-06	U of North Dakota	WCHA	44	3	15	18	54							
2006-07	U of North Dakota	WCHA	39	8	23	31	48							
2007-08	U of North Dakota	WCHA	43	3	21	24	24							
2008-09	Springfield	AHL	68	5	16	21	22							
2008-09	Edmonton	NHL	2	0	0	0	0							
COLLEGIATE TOTALS			126	14	59	73	126							
HIGH SCHOOL TOTALS			124	16	74	90	110							
AHL TOTALS			68	5	16	21	22							
NHL TOTALS			2	0	0	0	0							

Edmonton's 2nd choice, 36th overall, in 2005 NHL Entry Draft.




PHILIPPE CORNET LEFT WING

6'0" 173 lbs. Shoots: Left **Born:** March 28, 1990; Val-Senneville, Quebec

SEASON	TEAM	LEAGUE	GP	REGULAR SEASON				PIM	GP	PLAYOFFS				PIM
				G	A	PTS				G	A	PTS		
2006-07	Rimouski	QMJHL	46	7	14	21	8							
2007-08	Rimouski	QMJHL	61	23	26	49	24		9	3	3	6	6	
2008-09	Rimouski	QMJHL	63	29	48	77	34							
QMJHL TOTALS			170	59	88	147	66		9	3	3	6	6	

Edmonton's 3rd choice (5th round), 133rd overall, in 2008 NHL Entry Draft.



DEVAN DUBNYK GOALTENDER

6'5" 194 lbs. Catches: Left **Born:** May 4, 1986; Regina, Saskatchewan

SEASON	TEAM	LEAGUE	GP	W	L	T	MINS	REGULAR SEASON			GP	W	L	MINS	PLAYOFFS		
								GA	SO	GAA					GA	SO	GAA
2001-02	Kamloops	WHL	3	1	1	0	143	13	0	5.45							
2002-03	Kamloops	WHL	26	12	8	1	1279	68	2	3.19							
2003-04	Kamloops	WHL	44	20	18	5	2533	106	6	2.51	4	1	3	245	12	0	2.94
2004-05	Kamloops	WHL	65	23	34	7	3699	166	6	2.69	6	2	4	363	22	0	3.64
2005-06	Kamloops	WHL	54	27	26	0	3207	136	1	2.54							
2006-07	Wilkes-Barre	AHL	4	2	1	0	204	10	0	2.94							
	Stockton	ECHL	43	24	11	7	2529	108	2	2.56	6	2	4	395	18	0	2.73
2007-08	Springfield	AHL	33	9	17	0	1772	92	0	3.12							
2008-09	Springfield	AHL	62	9	17	0	3635	180	3	2.97							
AHL TOTALS			99	20	35	0	5611	282	3	3.02							
ECHL TOTALS			43	24	11	7	2529	108	2	2.56	6	2	4	395	18	0	2.73
WHL TOTALS			193	83	87	13	10861	489	15	2.70	10	3	7	608	34	0	3.36

Edmonton's 1st choice, 1st round, 14th overall, in 2004 NHL Entry Draft.



JORDAN EBERLE CENTRE

5'10" 174 lbs. Shoots: Right Born: May 15, 1990; Regina, Saskatchewan

SEASON	TEAM	LEAGUE	REGULAR SEASON					PLAYOFFS				
			GP	G	A	PTS	PIM	GP	G	A	PTS	PIM
2006-07	Regina	WHL	66	28	27	55	32	6	2	5	7	2
2007-08	Regina	WHL	70	42	33	75	20	5	2	4	6	7
2008-09	Regina	WHL	61	35	39	74	20	-	-	-	-	-
2008-09	Springfield	AHL	9	3	6	9	4	-	-	-	-	-
WHL TOTALS			197	105	99	204	72	11	4	9	13	9
AHL TOTALS			9	3	6	9	4	-	-	-	-	-

Edmonton's 1st choice, 22nd overall, in 2008 NHL Entry Draft.



JOSEF HRABAL DEFENCE

6'1" 176 lbs. Shoots: Left Born: August 17, 1985; Prerov, Czechoslovakia

SEASON	TEAM	LEAGUE	GP	REGULAR SEASON				PLAYOFFS				
				G	A	PTS	PIM	GP	G	A	PTS	PIM
2001-02	Vsetin U-17	Czech Rep U-17	38	4	2	6	18	-	-	-	-	-
2002-03	Vsetin Jr.	Czech Rep Jr.	30	6	7	13	12	9	2	4	6	10
	Vsetin	Czech Rep	6	0	0	0	4	-	-	-	-	-
2003-04	Vsetin	Czech Rep	13	0	0	0	2	-	-	-	-	-
	Vsetin Jr.	Czech Rep Jr.	46	12	8	20	54	7	1	0	1	2
2004-05	Vsetin	Czech Rep	23	0	2	2	8	-	-	-	-	-
	Brno	Czech Rep-2	1	0	0	0	0	-	-	-	-	-
	Olomouc	Czech Rep-2	7	0	0	0	6	-	-	-	-	-
	Vsetin Jr.	Czech Rep Jr.	19	6	8	14	42	8	3	4	7	16
2005-06	Vsetin	Czech Rep	34	3	9	12	34	-	-	-	-	-
	Vsetin Jr.	Czech Rep Jr.	1	1	0	1	2	-	-	-	-	-
	Vsetin	Czech Rep. Q	-	-	-	-	-	6	0	2	2	2
2006-07	Vsetin	Czech Rep.	21	3	7	10	30	-	-	-	-	-
	Cherepovets	Russia	20	3	4	7	24	5	0	1	1	2
2007-08	Cherepovets	Russia	56	3	11	14	73	8	0	1	1	12
2008-09	Springfield	AHL	17	0	1	1	14	-	-	-	-	-
	Stockton	ECHL	8	0	4	4	8	-	-	-	-	-
	Modo Hockey	SEL	6	0	1	1	2	-	-	-	-	-
RUSSIAN TOTALS			76	6	15	21	97	13	0	2	2	14
CZECH REPUBLIC TOTALS			97	6	18	24	78	-	-	-	-	-
CZECH REPUBLIC-2 TOTALS			8	0	0	0	6	-	-	-	-	-
CZECH REPUBLIC JR. TOTALS			96	25	23	48	110	24	6	8	14	28
SWEDEN TOTALS			6	0	1	1	2	-	-	-	-	-
ECHL TOTALS			8	0	4	4	8	-	-	-	-	-

Edmonton's 11th choice (8th round), 248th overall, in 2003 NHL Entry Draft.



MILAN KYTNAR CENTRE

6'0" 180 lbs. Shoots: Left **Born:** May 19, 1989; Topolcany, Slovakia

SEASON	TEAM	LEAGUE	GP	REGULAR SEASON				GP	PLAYOFFS			
				G	A	PTS	PIM		G	A	PTS	PIM
2003-04	HC Topolcany U18	Slovakia U18	42	17	22	39	90	—	—	—	—	—
2004-05	HC Topolcany U18	Slovakia U18	53	36	65	101	105	—	—	—	—	—
	HC Topolcany Jr.	Slovakia Jr.	10	2	2	4	8	—	—	—	—	—
2005-06	HK Trnava U18	Slovakia U18	30	18	23	41	106	—	—	—	—	—
	HK Trnava Jr.	Slovakia Jr.	12	1	2	3	20	—	—	—	—	—
	HC Topolcany U18	Slovakia U18	8	4	4	8	4	—	—	—	—	—
	HC Topolcany Jr.	Slovakia Jr.	6	6	4	10	8	—	—	—	—	—
2006-07	HC Topolcany U18	Slovakia U18	53	37	54	91	84	—	—	—	—	—
	HC Topolcany	Slovakia 2	22	4	7	11	53	5	1	1	2	4
2007-08	Kelowna	WHL	62	9	13	22	66	7	0	0	0	4
2008-09	Saskatoon	WHL	65	27	37	64	89	7	3	1	4	14
	WHL TOTALS		127	36	50	86	155	14	3	1	4	18
	SLOVAKIAN 2 TOTALS		22	4	7	11	53	5	1	1	2	4
	SLOVAKIAN JR. TOTALS		28	9	8	17	36	—	—	—	—	—
	SLOVAKIAN U18 TOTALS		186	112	168	280	389	—	—	—	—	—

Edmonton's 5th choice, 127th overall, in 2007 NHL Entry Draft.



ANTON LANDER CENTRE

6'0" 194 lbs. Shoots: Left **Born:** April 24, 1991; Sundsvall, Sweden

SEASON	TEAM	LEAGUE	GP	REGULAR SEASON				GP	PLAYOFFS			
				G	A	PTS	PIM		G	A	PTS	PIM
2007-08	Timrå IK	SEL	32	1	2	3	4	10	0	0	0	0
2008-09	Timrå IK	SEL	47	4	6	10	12	7	0	0	0	4
	SWEDEN TOTALS		79	5	8	13	16	17	0	0	0	4

Edmonton's 2nd choice (2nd round), 40th overall, in 2009 NHL Entry Draft.




BRYAN LERG CENTRE

5'10" 175 lbs. Shoots: Left **Born:** January 20, 1986; Livonia, Michigan

SEASON	TEAM	LEAGUE	GP	REGULAR SEASON				GP	PLAYOFFS			
				G	A	PTS	PIM		G	A	PTS	PIM
2004-05	Michigan State	CCHA (NCAA)	41	10	5	15	14	—	—	—	—	—
2005-06	Michigan State	CCHA (NCAA)	45	15	23	38	26	—	—	—	—	—
2006-07	Michigan State	CCHA (NCAA)	41	23	13	36	21	—	—	—	—	—
2007-08	Michigan State	CCHA (NCAA)	42	20	19	39	18	—	—	—	—	—
	Springfield	AHL	4	0	2	2	2	—	—	—	—	—
2008-09	Springfield	AHL	42	9	8	17	24	—	—	—	—	—
	Stockton	ECHL	7	2	8	10	4	—	—	—	—	—
	ECHL TOTALS		7	2	8	10	4	—	—	—	—	—
	AHL TOTALS		46	9	10	19	26	—	—	—	—	—
	NCAA TOTALS		169	68	60	128	79	—	—	—	—	—

Signed as a free agent by Edmonton on April 2, 2008.




COLIN McDONALD RIGHT WING

6'3" 205 lbs. Shoots: Right **Born:** September 30, 1984; New Haven, Connecticut

SEASON	TEAM	LEAGUE	REGULAR SEASON					PLAYOFFS				
			GP	G	A	PTS	PIM	GP	G	A	PTS	PIM
2001-02	N.E. Jr. Coyotes	EJHL	39	16	20	36	50	-	-	-	-	-
2002-03	N.E. Jr. Coyotes	EJHL	44	28	40	68	59	-	-	-	-	-
2003-04	Providence	H-East	37	10	6	16	47	-	-	-	-	-
2004-05	Providence	H-East	26	11	5	16	14	-	-	-	-	-
2005-06	Providence	H-East	36	9	19	28	29	-	-	-	-	-
2006-07	Providence	H-East	36	13	4	17	30	-	-	-	-	-
2007-08	Springfield	AHL	73	12	11	23	46	-	-	-	-	-
2008-09	Springfield	AHL	77	10	12	22	65	-	-	-	-	-
	Stockton	ECHL	3	0	2	2	0	-	-	-	-	-
	ECHL TOTALS		3	0	2	2	0	-	-	-	-	-
	AHL TOTALS		150	22	23	45	111	-	-	-	-	-
	COLLEGIATE TOTALS		135	43	34	77	120	-	-	-	-	-

Edmonton's 2nd choice, 51st overall, in 2003 NHL Entry Draft.




JOHAN MOTIN DEFENCE

6'1" 201 lbs. Shoots: Right **Born:** October 10, 1989; Karlskoga, Sweden

SEASON	TEAM	LEAGUE	GP	REGULAR SEASON				PIM	PLAYOFFS				
				G	A	PTS	PIM		GP	G	A	PTS	PIM
2006-07	Farjestads	SEL	22	0	4	4	8	-	-	-	-	-	-
2007-08	Farjestads	SEL	28	0	2	2	10	-	-	-	-	-	-
2007-08	Bofors IK	Swe-1	15	2	3	5	18	-	-	-	-	-	-
2008-09	Farjestads	SEL	52	0	3	3	28	13	0	1	1	1	6
	SWEDEN TOTALS		102	0	9	9	46	13	0	1	1	1	6
	Swe-1 TOTALS		15	2	3	5	18	-	-	-	-	-	-

Edmonton's 2nd choice (4th round), 103rd overall, in 2008 NHL Entry Draft.




RILEY NASH CENTRE

6'1" 175 lbs. Shoots: Right **Born:** May 9, 1989; Consort, Alberta

SEASON	TEAM	LEAGUE	GP	REGULAR SEASON				PIM	PLAYOFFS				
				G	A	PTS	PIM		GP	G	A	PTS	PIM
2005-06	Thompson	BCAHA	31	29	31	60	100	-	-	-	-	-	-
	Salmon Arm	BCHL	1	0	0	0	0	5	1	2	3	0	0
2006-07	Salmon Arm	BCHL	55	38	46	84	87	11	4	7	11	31	31
2007-08	Cornell	ECACHL	36	12	20	32	28	-	-	-	-	-	-
2008-09	Cornell	ECACHL	36	13	22	35	34	-	-	-	-	-	-
	COLLEGIATE TOTALS		72	25	42	67	62	-	-	-	-	-	-
	BCHL TOTALS		56	38	46	84	87	16	5	9	14	31	31

Edmonton's 3rd choice (1st round), 21st overall, in 2007 NHL Entry Draft.



RYAN O'MARRA CENTRE

6'2" 207 lbs. Shoots: Right **Born:** June 9, 1987; Tokyo, Japan

SEASON	TEAM	LEAGUE	GP	REGULAR SEASON				PIM	GP	PLAYOFFS				PIM
				G	A	PTS				G	A	PTS		
2003-04	Erie	OHL	63	16	16	32	33	9	5	5	10	6		
2004-05	Erie	OHL	64	25	38	63	60	6	4	1	5	0		
2005-06	Erie	OHL	61	27	50	77	134	—	—	—	—	—		
	Bridgeport	AHL	8	4	1	5	4	3	0	1	1	2		
2006-07	Erie	OHL	13	8	6	14	26	—	—	—	—	—		
	Saginaw	OHL	33	18	19	37	48	3	2	1	3	4		
2007-08	Springfield	AHL	31	2	7	9	31	—	—	—	—	—		
	Stockton	ECHL	24	11	9	20	45	6	2	7	9	10		
2008-09	Springfield	AHL	62	1	9	10	49	—	—	—	—	—		
	AHL TOTALS		101	7	17	24	84	3	0	1	1	2		
	ECHL TOTALS		24	11	9	20	45	6	2	7	9	10		
	OHL TOTALS		234	94	129	223	301	18	11	7	18	10		

Obtained from the NY Islanders, along with Robert Nilsson and a first round draft choice in the 2007 NHL Entry Draft (Alex Plante), in exchange for Ryan Smyth on February 27, 2007. NY Islanders' 1st choice, 15th overall, in 2005 NHL Entry Draft.



MAGNUS PAAJARVI-SVENSSON LEFT WING

6'1" 201 lbs. Shoots: Left **Born:** April 12, 1991; Norrkoping, Sweden

SEASON	TEAM	LEAGUE	GP	REGULAR SEASON				PIM	GP	PLAYOFFS				PIM
				G	A	PTS				G	A	PTS		
2006-07	Malmö	J20	20	4	2	6	6	4	0	1	1	0		
2007-08	Timrå IK	J20	18	7	15	22	6	—	—	—	—	—		
2007-08	Timrå IK	SEL	35	1	2	3	2	11	0	0	0	2		
2008-09	Timrå IK	SEL	50	7	10	17	4	—	—	—	—	—		
	SWEDEN TOTALS		85	8	12	20	6	11	0	0	0	2		

Edmonton's 1st choice (1st round), 10th overall, in 2009 NHL Entry Draft.




GEOFF PAUKOVICH LEFT WING

6'4" 208 lbs. Shoots: Left **Born:** April 24, 1986; Englewood, Colorado

SEASON	TEAM	LEAGUE	GP	REGULAR SEASON				PIM	GP	PLAYOFFS				PIM
				G	A	PTS				G	A	PTS		
2002-03	Tri-City	USHL	31	1	3	4	29	—	—	—	—	—		
2003-04	USA U-18	USDP	55	10	11	21	77	—	—	—	—	—		
2004-05	U of Denver	WCHA	41	12	10	22	120	—	—	—	—	—		
2005-06	U of Denver	WCHA	37	4	6	10	72	—	—	—	—	—		
2006-07	U of Denver	WCHA	39	8	9	17	65	—	—	—	—	—		
2007-08	Stockton	ECHL	70	13	13	26	94	6	1	0	1	4		
2008-09	Springfield	AHL	46	5	4	9	51	—	—	—	—	—		
	Stockton	ECHL	6	1	0	1	4	—	—	—	—	—		
	AHL TOTALS		46	5	4	9	51	—	—	—	—	—		
	ECHL TOTALS		76	14	13	27	98	6	1	0	1	4		
	COLLEGIATE TOTALS		117	24	25	49	257	—	—	—	—	—		

Edmonton's 4th choice (2nd round), 54th overall, in 2004 NHL Entry Draft.



THEO PECKHAM DEFENCE

6'2" 223 lbs. Shoots: Left Born: November 10, 1987; Richmond Hill, Ontario

SEASON	TEAM	LEAGUE	REGULAR SEASON					PLAYOFFS				
			GP	G	A	PTS	PIM	GP	G	A	PTS	PIM
2004-05	Owen Sound	OHL	61	1	9	10	209	8	0	0	0	8
2005-06	Owen Sound	OHL	67	6	9	15	236	11	1	6	7	32
2006-07	Owen Sound	OHL	53	10	25	35	173	4	0	1	1	0
2007-08	EDMONTON	NHL	1	0	0	0	2	-	-	-	-	-
	Springfield	AHL	59	6	7	13	174	-	-	-	-	-
2008-09	Springfield	AHL	47	6	13	19	107	-	-	-	-	-
	EDMONTON	NHL	15	0	0	0	59	-	-	-	-	-
	OILERS/NHL TOTALS		16	0	0	0	61	-	-	-	-	-
	AHL TOTALS		106	12	20	32	281	-	-	-	-	-
	OHL TOTALS		181	17	43	60	618	23	1	7	8	40

Edmonton's 2nd choice (3rd round), 75th overall, in 2006 NHL Entry Draft.



ANDREW PERUGINI GOALTENDER

5'11" 165 lbs. Catches: Left Born: July 12, 1988; King City, Ontario

SEASON	TEAM	LEAGUE	REGULAR SEASON							PLAYOFFS								
			GP	W	L	T	MIN	GA	SO	GAA.	GP	W	L	T	MIN	GA	SO	GAA.
2005-06	Barrie	OHL	14	7	4	0	762	43	0	3.38	5	4	0	0	255	15	0	3.53
2006-07	Barrie	OHL	57	40	16	1	3304	156	4	2.83	8	3	4	0	514	22	0	2.57
2007-08	Barrie	OHL	27	12	12	2	1578	85	2	3.23	-	-	-	-	-	-	-	-
	Sarnia	OHL	25	16	8	0	1466	72	0	2.95	9	4	5	0	609	30	1	2.96
2008-09	Stockton	ECHL	38	21	13	3	2174	102	2	2.81	1	0	0	0	36	2	0	3.33
	ECHL TOTALS		38	21	13	3	2174	102	2	2.81	1	0	0	0	36	2	0	3.33
	OHL TOTALS		123	75	40	3	7110	356	6	3.00	22	11	9	1378	67	1	2.92	

Edmonton's 7th choice, 5th round, 133rd overall, in 2009 NHL Entry Draft.



JEFF PETRY DEFENCE

6'2" 180 lbs. Shoots: Right Born: December 9, 1987; Ann Arbor, Michigan

SEASON	TEAM	LEAGUE	REGULAR SEASON					PLAYOFFS				
			GP	G	A	PTS	PIM	GP	G	A	PTS	PIM
2005-06	Des Moines	USHL	48	1	14	15	68	11	2	5	7	8
2006-07	Des Moines	USHL	55	18	27	45	71	8	0	6	6	10
2007-08	Michigan State U	CCHA	42	3	21	24	28	-	-	-	-	-
2008-09	Michigan State U	CCHA	38	2	12	14	32	-	-	-	-	-
	COLLEGIATE TOTALS		80	5	33	38	60	-	-	-	-	-
	USHL TOTALS		103	19	41	60	139	19	2	11	13	18

Edmonton's 1st choice (2nd round), 45th overall, in 2006 NHL Entry Draft.




BRYAN PITTON GOALTENDER

6'2" 176 lbs. Catches: Left Born: January 26, 1988; Mississauga, Ontario

SEASON	TEAM	LEAGUE	REGULAR SEASON								PLAYOFFS							
			GP	W	L	T	MIN	GA	SO	GAA.	GP	W	L	T	MIN	GA	SO	GAA.
2005-06	Brampton	OHL	24	16	4	0	1293	74	0	3.43	2	0	0	0	45	5	0	6.67
2006-07	Brampton	OHL	61	26	29	4	3494	208	0	3.57	4	0	2	0	270	15	0	3.33
2007-08	Brampton	OHL	39	22	13	2	2153	91	4	2.54	5	1	4	0	333	10	0	1.80
2008-09	Stockton	ECHL	34	9	19	3	1949	110	0	3.39	-	-	-	-	-	-	-	-
	ECHL TOTALS		34	9	19	3	1949	110	0	3.39	-	-	-	-	-	-	-	-
	OHL TOTALS		124	64	46	6	6940	373	4	3.22	11	1	6	0	648	30	0	2.78

Edmonton's 3rd choice (5th round), 133rd, overall, in 2006 NHL Entry Draft.




ALEX PLANTE DEFENCE

6'4" 225 lbs. Shoots: Right **Born:** May 9, 1989; Brandon, Manitoba

SEASON	TEAM	LEAGUE	GP	REGULAR SEASON				PIM	GP	PLAYOFFS				PIM
				G	A	PTS				G	A	PTS		
2004-05	Brandon	MMHL	37	5	21	26	120	—	—	—	—	—	—	—
	Calgary	WHL	8	0	0	0	6	11	0	0	0	0	17	
2005-06	Calgary	WHL	54	1	3	4	72	13	0	0	0	0	6	
2006-07	Calgary	WHL	58	8	30	38	81	13	5	6	11	14		
2007-08	Calgary	WHL	36	1	1	2	28	15	0	4	4	10		
2008-09	Calgary	WHL	68	8	37	45	157	18	6	9	15	41		
	WHL TOTALS		224	18	71	89	344	70	11	19	30	88		

Edmonton's 2nd choice (1st round), 15th overall, in 2007 NHL Entry Draft.



RYAN POTULNY CENTRE

6'0" 190 lbs. Shoots: Left **Born:** September 5, 1984; Grand Forks, North Dakota

SEASON	TEAM	LEAGUE	GP	REGULAR SEASON				PIM	GP	PLAYOFFS				PIM
				G	A	PTS				G	A	PTS		
2001-02	Lincoln Stars	USHL	60	23	34	57	65	4	1	0	1	2		
2002-03	Lincoln Stars	USHL	54	35	43	78	18	10	6	11	17	8		
2003-04	U of Minnesota	WCHA	15	6	8	14	10	—	—	—	—	—		
2004-05	U of Minnesota	WCHA	44	24	17	41	20	—	—	—	—	—		
2005-06	U of Minnesota	WCHA	41	38	25	63	31	—	—	—	—	—		
	PHILADELPHIA	NHL	2	0	1	1	0	—	—	—	—	—		
2006-07	PHILADELPHIA	NHL	35	7	5	12	22	—	—	—	—	—		
	Philadelphia Phantoms	AHL	30	12	14	26	34	—	—	—	—	—		
2007-08	PHILADELPHIA	NHL	7	0	1	1	4	—	—	—	—	—		
	Philadelphia Phantoms	AHL	58	21	26	47	51	12	3	5	8	10		
2008-09	Springfield	AHL	70	38	24	62	48	—	—	—	—	—		
	EDMONTON	NHL	8	0	3	3	0	—	—	—	—	—		
	NHL TOTALS		52	7	10	17	26	—	—	—	—	—		
	AHL TOTALS		158	71	64	135	133	12	3	5	8	10		
	COLLEGIATE TOTALS		100	68	50	118	61	—	—	—	—	—		
	USHL TOTALS		114	58	77	135	83	—	—	—	—	—		

Obtained by Edmonton from Philadelphia on June 6, 2008 in exchange for Danny Syvret. Philadelphia's 6th choice (3rd round), 87th overall, in 2003 NHL Entry Draft.



TONI RAJALA RIGHT WING

5'10" 163 lbs. Shoots: Left **Born:** March 29, 1991; Parkano, Finland

SEASON	TEAM	LEAGUE	GP	REGULAR SEASON				PIM	GP	PLAYOFFS				PIM
				G	A	PTS				G	A	PTS		
2008-09	Ilves Tampere	FNL	21	2	3	5	0	3	0	0	0	0	2	
	FINLAND TOTALS		21	2	3	5	0	3	0	0	0	0	2	

Edmonton's 6th choice (4th round), 101st overall, in 2009 NHL Entry Draft.



OLIVIER ROY GOALTENDER

6'0" 165 lbs. Catches: Left **Born:** July 12, 1991; Amqui, Quebec

SEASON	TEAM	LEAGUE	REGULAR SEASON							PLAYOFFS						
			GP	W	L	T	MIN	GA	SO	GAA	GP	W	L	MIN	GA	SO
2007-08	Cape Breton	QMJHL	47	27	11	3	2428	116	4	2.87	11	5	6	707	30	1
2008-09	Cape Breton	QMJHL	54	35	12	3	2935	139	3	2.84	11	7	4	739	30	0
QMJHL TOTALS			101	62	23	6	5363	255	7	2.85	22	12	10	1446	60	1

Edmonton's 7th choice, 5th round, 133rd overall, in 2009 NHL Entry Draft.




ROB SCHREMP CENTRE

5'11" 200 lbs. Shoots: Left **Born:** July 1, 1986; Syracuse, New York

SEASON	TEAM	LEAGUE	REGULAR SEASON							PLAYOFFS						
			GP	G	A	PTS	PIM	GP	G	A	PTS	PIM	GP	G	A	PTS
2000-01	Syracuse Jrs.	OPJHL	49	32	46	78	—	—	—	—	—	—	—	—	—	—
2001-02	Syracuse Jrs.	OPJHL	47	41	47	88	93	1	1	2	3	0	—	—	—	—
2002-03	Mississauga	OHL	65	26	48	74	25	2	1	0	1	0	—	—	—	—
2003-04	U.S. National U-18	USDP	2	0	0	0	8	—	—	—	—	—	—	—	—	—
	Mississauga	OHL	3	2	4	6	0	—	—	—	—	—	—	—	—	—
	London	OHL	60	28	41	69	18	15	7	6	13	2	—	—	—	—
2004-05	London	OHL	62	41	49	90	54	18	13	16	29	16	—	—	—	—
2005-06	London	OHL	57	57	88	145	74	19	10	37	47	35	—	—	—	—
2006-07	EDMONTON	NHL	1	0	0	0	0	—	—	—	—	—	—	—	—	—
2007-08	Wilkes-Barre/Scranton	AHL	69	17	36	53	36	—	—	—	—	—	—	—	—	—
	EDMONTON	NHL	2	0	0	0	0	—	—	—	—	—	—	—	—	—
	Springfield	AHL	78	23	53	76	64	—	—	—	—	—	—	—	—	—
2008-09	EDMONTON	NHL	4	0	3	3	2	—	—	—	—	—	—	—	—	—
	Springfield	AHL	69	7	35	42	50	—	—	—	—	—	—	—	—	—
	OILERS/NHL TOTALS		7	0	3	3	2	—	—	—	—	—	—	—	—	—
AHL TOTALS			216	47	124	171	150	—	—	—	—	—	—	—	—	—
OHL TOTALS			247	154	230	384	171	54	31	59	90	53	—	—	—	—

Edmonton's 2nd choice (1st round), 25th overall, in 2004 NHL Entry Draft.



RYAN STONE CENTRE

6'2" 223 lbs. Shoots: Left **Born:** November 10, 1987; Richmond Hill, Ontario

SEASON	TEAM	LEAGUE	REGULAR SEASON							PLAYOFFS						
			GP	G	A	PTS	PIM	GP	G	A	PTS	PIM	GP	G	A	PTS
2001-02	Brandon	WHL	65	11	27	38	128	19	0	3	3	39	—	—	—	—
2002-03	Brandon	WHL	54	14	31	45	158	12	4	2	6	20	—	—	—	—
2003-04	Brandon	WHL	50	20	38	58	125	11	1	3	4	24	—	—	—	—
2004-05	Brandon	WHL	70	33	66	99	127	24	4	23	27	48	—	—	—	—
2005-06	Wilkes-Barre/Scranton	AHL	75	14	22	36	109	11	4	7	11	12	—	—	—	—
2006-07	Wilkes-Barre/Scranton	AHL	41	7	26	33	86	10	2	3	5	21	—	—	—	—
2007-08	Wilkes-Barre/Scranton	AHL	65	11	28	39	129	22	5	12	17	33	—	—	—	—
	PITTSBURGH	NHL	6	0	1	1	5	—	—	—	—	—	—	—	—	—
2008-09	Wilkes-Barre/Scranton	AHL	38	9	19	28	53	—	—	—	—	—	—	—	—	—
	Springfield Falcons	AHL	39	8	20	28	64	—	—	—	—	—	—	—	—	—
	PITTSBURGH	NHL	2	0	0	0	2	—	—	—	—	—	—	—	—	—
	NHL TOTALS		8	0	1	1	7	—	—	—	—	—	—	—	—	—
AHL TOTALS			258	49	115	164	441	43	11	22	33	66	—	—	—	—
WHL TOTALS			239	78	162	240	538	66	9	31	40	131	—	—	—	—

Pittsburgh's 2nd choice (2nd round), 32nd overall, in 2003 NHL Entry Draft.



VIACHESLAV TRUKHNO LEFT WING

6'1" 197 lbs. Shoots: Left **Born:** February 22, 1987; Khimik, USSR

SEASON	TEAM	LEAGUE	GP	REGULAR SEASON				PIM	GP	PLAYOFFS				PIM
				G	A	PTS				G	A	PTS		
2002-03	Rungstead IK	Denmark-2	1	2	3	5	0	—	—	—	—	—	—	—
	Rungstead	Denmark	27	7	4	11	8	12	0	1	1	1	8	8
2003-04	Rungstead	Denmark	35	12	11	23	18	7	0	0	0	0	8	8
2004-05	P.E.I.	QMJHL	64	25	34	59	57	—	—	—	—	—	—	—
2005-06	P.E.I.	QMJHL	60	28	68	96	81	3	2	2	4	0	—	—
2006-07	Gatineau	QMJHL	60	25	77	102	67	5	0	6	6	19	—	—
2007-08	Springfield	AHL	64	14	21	35	44	—	—	—	—	—	—	—
2008-09	Springfield	AHL	56	7	19	26	35	—	—	—	—	—	—	—
AHL TOTALS			120	21	40	61	79	—	—	—	—	—	—	—
QMJHL TOTALS			184	78	179	257	205	8	2	8	10	19		

Edmonton's 6th choice (4th round), 120th overall, in 2005 NHL Entry Draft.




CHRIS VANDE VELDE CENTRE

6'2" 204 lbs. Shoots: Left **Born:** March 15, 1987; Moorhead, Minnesota

SEASON	TEAM	LEAGUE	GP	REGULAR SEASON				PIM	GP	PLAYOFFS				PIM
				G	A	PTS				G	A	PTS		
2003-04	Moorhead H.S.	USHS-MN	29	19	24	43	—	—	—	—	—	—	—	—
2004-05	Moorhead H.S.	USHS-MN	30	35	32	67	28	—	—	—	—	—	—	—
	Lincoln	USHL	7	1	4	5	0	4	0	2	2	0	—	—
2005-06	Lincoln	USHL	56	16	20	36	70	9	1	3	4	10	—	—
2006-07	U of North Dakota	WCHA	38	3	6	9	37	—	—	—	—	—	—	—
2007-08	U of North Dakota	WCHA	43	15	17	32	38	—	—	—	—	—	—	—
2008-09	U of North Dakota	WCHA	43	18	17	35	69	—	—	—	—	—	—	—
COLLEGIATE TOTALS			124	36	40	76	144	—	—	—	—	—	—	—

Edmonton's 5th choice (4th round), 97th overall, in 2005 NHL Entry Draft.



CODY WILD DEFENCE

6'1" 185 lbs. Shoots: Left **Born:** June 5, 1987; Limestone, Maine

SEASON	TEAM	LEAGUE	GP	REGULAR SEASON				PIM	GP	PLAYOFFS				PIM
				G	A	PTS				G	A	PTS		
2005-06	Providence	HEA	36	6	15	21	24	—	—	—	—	—	—	—
2006-07	Providence	HEA	32	6	8	14	28	—	—	—	—	—	—	—
2007-08	Providence	HEA	32	4	18	22	28	—	—	—	—	—	—	—
	Springfield	AHL	13	1	2	3	8	—	—	—	—	—	—	—
2008-09	Springfield	AHL	59	4	14	18	42	—	—	—	—	—	—	—
	Stockton	ECHL	6	1	2	3	8	—	—	—	—	—	—	—
ECHL TOTALS			6	1	2	3	8	—	—	—	—	—	—	—
AHL TOTALS			72	5	16	21	50	—	—	—	—	—	—	—
COLLEGIATE TOTALS			100	16	41	57	80	—	—	—	—	—	—	—

Edmonton's 4th choice (5th round), 140th overall, in 2006 NHL Entry Draft.

2009 - 2010 PLAYER PERSONNEL

FORWARDS	POS	SHTS	HGT	WGT	PLACE OF BIRTH	DATE OF BIRTH	2008-09 TEAM	GP	G	A	PTS	PIM
Cameron Abney	RW	R	6-04	192	Aldergrove, British Columbia	May 23, 1991	Everett (WHL)	48	1	3	4	103
Garrett Bates	RW	R	6-03	195	Toronto, Ontario	January 21, 1985	Stockton (ECHL)	63	16	32	48	84
Jamie Brule	C	R	5-10	180	Edmonton, Alberta	January 1, 1987	Edmonton	11	2	1	3	12
Andrew Cogliano	C	L	5-10	184	Toronto, Ontario	June 14, 1987	Springfield (AHL)	39	13	11	24	58
Comrie, Mike	C	L	5-10	185	Edmonton, AB	September 11, 1980	Edmonton	82	18	20	38	22
Philippe Cormet	LW	L	6-00	173	Val-Semelle, Quebec	March 28, 1990	N.Y. Islanders (NHL)	41	7	13	20	26
Kelly Czuy	W	R	6-02	200	Edmonton, Alberta	January 2, 1983	Edmonton	22	3	4	7	6
Jordan Eberle	RW	R	5-10	174	Regina, Saskatchewan	May 15, 1990	Rimouski (QMJHL)	63	29	48	77	34
Sam Gagner	C	R	6-00	191	Edmonton, Alberta	January 2, 1983	Las Vegas (AHL)	3	0	1	1	0
Alex Hemsky	RW	R	6-00	192	London, Ontario	August 10, 1989	Springfield (AHL)	3	0	1	1	0
Shawn Horcoff	C	L	6-01	208	Pardubice, Czech Republic	August 13, 1983	Regina (WHL)	61	35	39	74	20
Jean-Francois Jacques	LW	L	6-04	217	Trail, British Columbia	September 17, 1978	Edmonton	9	3	6	9	4
					Montreal, Quebec	April 29, 1985	Edmonton	76	16	25	41	51
							Edmonton	72	23	43	66	32
							Edmonton	80	17	36	53	39
							Edmonton	7	0	1	1	9
							Springfield (AHL)	8	1	5	6	13
Milan Kyrnar	C	L	6-00	180	Topolcany, Slovakia	May 19, 1989	Saskatoon (WHL)	65	27	37	64	89
Anton Lander	C	L	6-00	194	Sundsvall, Sweden	April 24, 1991	Timra K (SEL)	47	4	6	10	12
Bryan Lerg	LW	L	5-10	175	Livonia, Michigan	January 20, 1986	Stockton (ECHL)	7	2	8	10	4
							Springfield (AHL)	42	9	8	17	24
Steve MacIntyre	LW	L	6-06	265	Brook, Saskatchewan	August 8, 1980	Edmonton	22	2	0	2	40
Ryan MacMurphy	RW	R	6-02	207	Regina, Saskatchewan	April 27, 1983	Stockton (ECHL)	33	9	17	26	60
Colin McDonald	RW	R	6-03	205	New Haven, Connecticut	September 30, 1984	Springfield (AHL)	77	10	12	22	65
							Stockton (ECHL)	3	0	2	2	0
Ethan Moreau	LW	L	6-02	220	Huntsville, Ontario	September 22, 1975	Edmonton	77	14	12	26	133
Robert Nilsson	LW	L	5-11	183	Calgary, Alberta	January 10, 1985	Edmonton	64	9	20	29	26
Ryan O'Marra	RW	R	6-02	201	Tokyo, Japan	June 9, 1987	Springfield (AHL)	62	1	9	10	49
Magnus Paajarvi	RW	L	6-01	207	Norrkoping, Sweden	April 12, 1991	Timra K (SEL)	50	7	10	17	4
Geoff Paukovich	LW	L	6-04	208	Englewood, Colorado	April 24, 1986	Stockton (ECHL)	6	1	0	1	4
							Springfield (AHL)	46	5	4	9	51
Dustin Penner	LW	L	6-04	245	Winkler, Manitoba	September 28, 1982	Edmonton	78	17	20	37	61
Fernando Pisani	RW	L	6-01	205	Edmonton, Alberta	December 27, 1976	Edmonton	38	7	8	15	14
Ryan Potulny	C	L	6-00	190	Grand Forks, North Dakota	September 5, 1984	Edmonton	8	0	3	3	0
							Springfield (AHL)	70	38	24	62	48
Marc Pouliot	C	R	6-01	195	Quebec City, Quebec	May 22, 1985	Edmonton	63	8	12	20	33
Toni Rajala	RW	L	5-10	163	Parkano, Finland	March 29, 1991	Ives Tampere (FNL)	21	2	3	5	0
Liam Reddox	LW	L	5-10	180	East York, Ontario	January 27, 1986	Edmonton	46	5	7	12	10
							Springfield (AHL)	14	5	4	9	2
Rob Schremp	C	L	5-11	200	Syracuse, New York	July 1, 1986	Edmonton	4	0	3	3	2
							Springfield (AHL)	69	7	35	42	50
Ryan Stone	C	L	6-02	223	Richmond Hill, Ontario	November 10, 1987	Edmonton	2	0	0	0	2
							Wilkes-Barre (AHL)	38	9	19	28	53
							Springfield (AHL)	39	8	20	28	64

NHL 2008-09 Final Standings

Eastern Conference

ATLANTIC DIVISION	RANK	GP	W	L	OT	GF	GA	PTS
New Jersey Devils	3	82	51	27	4	244	209	106
Pittsburgh Penguins	4	82	45	28	9	264	239	99
Philadelphia Flyers	5	82	44	27	11	264	238	99
New York Rangers	7	82	43	30	9	210	218	95
New York Islanders	15	82	26	47	9	201	279	61

NORTHEAST DIVISION

Boston Bruins	1	82	53	19	10	274	196	116
Montreal Canadiens	8	82	41	30	11	249	247	93
Buffalo Sabres	10	82	41	32	9	250	234	91
Ottawa Senators	11	82	36	35	11	217	237	83
Toronto Maple Leafs	12	82	34	35	13	250	293	81

SOUTHEAST DIVISION

Washington Capitals	2	82	50	24	8	272	245	108
Carolina Hurricanes	6	82	45	30	7	239	226	97
Florida Panthers	9	82	41	30	11	234	231	93
Atlanta Thrashers	13	82	35	41	6	257	280	76
Tampa Bay Lightning	14	82	24	40	18	210	279	66

Western Conference

CENTRAL DIVISION	RANK	GP	W	L	OT	GF	GA	PTS
Detroit Red Wings	2	82	51	21	10	295	244	112
Chicago Blackhawks	4	82	46	24	12	264	216	104
St. Louis Blues	6	82	41	31	10	233	233	92
Columbus Blue Jackets	7	82	41	31	10	226	230	92
Nashville Predators	10	82	40	34	8	213	233	88

NORTHWEST DIVISION

Vancouver Canucks	3	82	45	27	10	246	220	100
Calgary Flames	5	82	46	30	6	254	248	98
Minnesota Wild	9	82	40	33	9	219	200	89
Edmonton Oilers	11	82	38	35	9	234	248	85
Colorado Avalanche	15	82	32	45	5	199	257	69

PACIFIC DIVISION

San Jose Sharks	1	82	53	18	11	257	204	117
Anaheim Ducks	8	82	42	33	7	245	238	91
Dallas Stars	12	82	36	35	11	230	257	83
Phoenix Coyotes	13	82	36	39	7	208	252	79
Los Angeles Kings	14	82	34	37	11	207	234	79

2008-09 NHL Award Winners

HART MEMORIAL TROPHY

(League MVP)

Alex Ovechkin, Washington Capitals

JAMES NORRIS TROPHY

(Outstanding Defenceman)

Zdeno Chara, Boston Bruins

ART ROSS TROPHY

(Leading Scorer)

Evgeni Malkin, Pittsburgh Penguins

MAURICE "ROCKET" RICHARD TROPHY

(Leading Goal Scorer)

Alex Ovechkin, Washington Capitals

LADY BYNG MEMORIAL TROPHY

(Sportsmanship & Gentlemanly Conduct)

Pavel Datsyuk, Detroit Red Wings

FRANK SELKE TROPHY

(Outstanding Defensive Forward)

Pavel Datsyuk, Detroit Red Wings

WILLIAM M. JENNINGS TROPHY

(Fewest Goals Against)

Tim Thomas & Manny Fernandez, Boston Bruins

NHL LIFETIME ACHIEVEMENT AWARD

Jean Beliveau

CALDER MEMORIAL TROPHY

(Rookie of the Year)

Steve Mason, Columbus Blue Jackets

VEZINA TROPHY

(Outstanding Goaltender)

Tim Thomas, Boston Bruins

JACK ADAMS AWARD

(Coach of the Year)

Claude Julien, Boston Bruins

CONN SMYTHE TROPHY

(Stanley Cup Playoff MVP)

Evgeni Malkin, Pittsburgh Penguins

BILL MASTERTON MEMORIAL TROPHY

(Perseverance and Sportsmanship)

Steve Sullivan, Nashville Predators

KING CLANCY MEMORIAL TROPHY

(Leadership and Community Contribution)

Ethan Moreau, Edmonton Oilers

LESTER B. PEARSON AWARD

(NHLPA Outstanding Player)

Alex Ovechkin, Washington Capitals

MARK MESSIER LEADERSHIP AWARD

Jarome Iginla, Calgary Flames

Individual Scoring Leaders For Art Ross Trophy 2008-09

PLAYER	TEAM	GP	G	A	PTS	+/-	PIM	PP	SH	GW	S	PCTG
Evgeni Malkin	Pittsburgh	82	35	78	113	17	80	14	2	4	290	12.1
Alexander Ovechkin	Washington	79	56	54	110	8	72	19	1	10	528	10.6
Sidney Crosby	Pittsburgh	77	33	70	103	3	76	7	0	3	238	13.9
Pavel Datsyuk	Detroit	81	32	65	97	34	22	11	1	3	248	12.9
Zach Parise	New Jersey	82	45	49	94	30	24	14	0	8	364	12.4
Ilya Kovalchuk	Atlanta	79	43	48	91	-12	50	12	0	6	275	15.6
Ryan Getzlaf	Anaheim	81	25	66	91	5	121	9	0	2	227	11.0
Jarome Iginla	Calgary	82	35	54	89	-2	37	10	0	4	289	12.1
Marc Savard	Boston	82	25	63	88	25	70	9	0	5	213	11.7
Nicklas Backstrom	Washington	82	22	66	88	16	46	14	0	1	174	12.6
Joe Thornton	San Jose	82	25	61	86	16	56	11	0	3	139	18.0
Jeff Carter	Philadelphia	82	46	38	84	23	68	13	4	12	342	13.5
Michael Cammalleri	Calgary	81	39	43	82	-2	44	19	0	6	255	15.3
Daniel Sedin	Vancouver	82	31	51	82	24	36	9	0	7	285	10.9
Henrik Sedin	Vancouver	82	22	60	82	22	48	4	0	8	143	15.4
Martin St. Louis	Tampa Bay	82	30	50	80	4	14	7	2	3	262	11.5
Mike Richards	Philadelphia	79	30	50	80	22	63	8	7	4	238	12.6
Rick Nash	Columbus	78	40	39	79	11	52	6	5	5	263	15.2
Alexander Semin	Washington	62	34	45	79	25	77	8	0	8	223	15.2
Patrik Elias	New Jersey	77	31	47	78	18	32	12	2	6	247	12.6
Mike Ribeiro	Dallas	82	22	56	78	-4	52	7	0	1	163	13.5
Martin Havlat	Chicago	81	29	48	77	29	30	5	0	5	249	11.6
Ray Whitney	Carolina	82	24	53	77	2	32	7	0	2	219	11.0
Vyacheslav Kozlov	Atlanta	82	26	50	76	-14	44	12	0	3	165	15.8
Eric Staal	Carolina	82	40	35	75	15	50	14	1	8	372	10.8
Simon Gagne	Philadelphia	79	34	40	74	21	42	12	4	3	221	15.4
Daniel Alfredsson	Ottawa	79	24	50	74	7	24	8	1	3	204	11.8
Jason Spezza	Ottawa	82	32	41	73	-14	79	13	1	3	246	13.0
Shane Doan	Phoenix	82	31	42	73	5	72	10	0	4	230	13.5
Mike Green	Washington	68	31	42	73	24	68	18	1	4	243	12.8

NHL Goaltending Leaders - 2008-09 (Minimum 25 Games Played)

GOALTENDER	TEAM	GPI	MINS	GA	SO	GAA.	W	L	OT
Tim Thomas	Boston	54	3258	114	5	2.10	36	11	7
Steve Mason	Columbus	61	3663	140	10	2.29	33	20	7
Niklas Backstrom	Minnesota	71	4088	159	8	2.33	37	24	8
Nikolai Khabibulin	Chicago	42	2467	96	3	2.33	25	8	7
Roberto Luongo	Vancouver	54	3181	124	9	2.34	33	13	7
Pekka Rinne	Nashville	52	2999	119	7	2.38	29	15	4
Jonas Hiller	Anaheim	46	2486	99	4	2.39	23	15	1
Scott Clemmensen	New Jersey	40	2355	94	2	2.39	25	13	1
Chris Mason	St. Louis	57	3214	129	6	2.41	27	21	7
Martin Brodeur	New Jersey	31	1813	73	5	2.41	19	9	3
Henrik Lundqvist	NY Rangers	70	4152	168	3	2.43	38	25	7
Cam Ward	Carolina	68	3928	160	6	2.44	39	23	5
Evgeni Nabokov	San Jose	62	3686	150	7	2.44	41	12	8
Alex Auld	Ottawa	43	2449	101	1	2.47	16	18	7
Jonathan Quick	Los Angeles	44	2494	103	4	2.48	21	18	2
Tomas Vokoun	Florida	59	3324	138	6	2.49	26	23	6
Ty Conklin	Detroit	40	2246	94	6	2.51	25	11	2
Ryan Miller	Buffalo	59	3443	145	5	2.53	34	18	6
Cristobal Huet	Chicago	41	2350	99	3	2.53	20	15	4
Manny Fernandez	Boston	28	1644	71	1	2.59	16	8	3
Mike Smith	Tampa Bay	41	2471	108	2	2.62	14	18	9
Erik Ersberg	Los Angeles	28	1477	65	0	2.64	8	11	5
Marc-Andre Fleury	Pittsburgh	62	3640	162	4	2.67	35	18	7
Craig Anderson	Florida	31	1635	74	3	2.71	15	7	5
Martin Biron	Philadelphia	55	3176	146	2	2.76	29	19	5
Antero Niittymaki	Philadelphia	32	1804	83	1	2.76	15	8	6
Dwayne Roloson	Edmonton	63	3596	166	1	2.77	28	24	9
Brian Elliott	Ottawa	31	1667	77	1	2.77	16	8	3
Jason LaBarbera	VAN, LA	28	1446	67	2	2.78	8	10	6
Marty Turco	Dallas	74	4327	203	3	2.81	33	31	10

2008-09 NHL All-Star Teams

FIRST TEAM

Tim Thomas, Boston Bruins
Mike Green, Washington Capitals
Zdeno Chara, Boston Bruins
Evgeni Malkin, Pittsburgh Penguins
Jarome Iginla, Calgary Flames
Alexander Ovechkin, Washington Capitals

ALL-ROOKIE TEAM

Steve Mason, Columbus Blue Jackets
Drew Doughty, Los Angeles Kings
Luke Schenn, Toronto Maple Leafs
Patrik Berglund, St. Louis Blues
Bobby Ryan, Anaheim Ducks
Kris Versteeg, Chicago Blackhawks

POSITION

GOAL
DEFENCE
DEFENCE
CENTRE
R. WING
L. WING

POSITION

GOAL
DEFENCE
DEFENCE
FORWARD
FORWARD
FORWARD

SECOND TEAM

Steve Mason, Columbus Blue Jackets
Nick Lidstrom, Detroit Red Wings
Dan Boyle, San Jose Sharks
Pavel Datsyuk, Detroit Red Wings
Marion Hossa, Detroit Red Wings
Zach Parise, New Jersey Devils

2009 NHL Entry Draft – First Round Selections

NO	NHL TEAM	PLAYER	POS	COUNTRY	HT	WT	AMATEUR LEAGUE	AMATEUR TEAM
1	NYI	John Tavares	C	CAN	6' 0"	195	OHL	London
2	TBL	Victor Hedman	D	SWE	6' 6"	220	SWEDEN	Modo
3	COL	Matt Duchene	C	CAN	5' 11"	200	OHL	Brampton
4	ATL	Evander Kane	C	CAN	6' 1"	176	WHL	Vancouver
5	LAK	Brayden Schenn	C	CAN	6' 0"	198	WHL	Brandon
6	PHX	Oliver Ekman-Larsson	D	SWE	6' 2"	176	SWEDEN-2	Leksand
7	TOR	Nazem Kadri	C	CAN	6' 0"	167	OHL	London
8	DAL	Scott Glennie	RW	CAN	6' 1"	177	WHL	Brandon
9	OTT	Jared Cowen	D	CAN	6' 5"	220	WHL	Spokane
10	EDM	Magnus Paajarvi-Svensson	LW	SWE	6' 1"	201	SWEDEN	Timra
11	NSH	Ryan Ellis	D	CAN	5' 9"	173	OHL	Windsor
12	NYI	Calvin De Haan	D	CAN	6' 0"	170	OHL	Oshawa
13	BUF	Zack Kassian	RW	CAN	6' 3"	210	OHL	Peterborough
14	FLA	Dmitry Kulikov	D	RUS	6' 1"	183	QMJHL	Drummondville
15	ANA	Peter Holland	C	CAN	6' 2"	185	OHL	Guelph
16	MIN	Nick Leddy	D	USA	5' 11"	179	HIGH-MN	Eden Prairie
17	STL	David Rundblad	D	SWE	6' 2"	189	SWEDEN	Skelleftea
18	MTL	Louis Leblanc	C	CAN	6' 0"	178	USHL	Omaha
19	NYR	Chris Kreider	C	USA	6' 2"	201	HIGH-MA	Andover
20	NJD	Jacob Josefson	C	SWE	6' 6"	187	SWEDEN	Djurgarden
21	CBJ	John Moore	D	USA	6' 5"	189	USHL	Chicago
22	VAN	Jordan Schroeder	C	USA	5' 8"	175	WCHA	U. of Minnesota
23	CGY	Tim Erixon	D	USA	5' 2"	190	SWEDEN	Skelleftea
24	WSH	Marcus Johansson	C	SWE	5' 11"	189	SWEDEN	Färjestad
25	BOS	Jordan Caron	RW	CAN	6' 2"	202	QMJHL	Rimouski
26	ANA	Kyle Palmieri	C/RW	USA	5' 10"	191	USDP	USA U-18
27	CAR	Philippe Paradis	C	CAN	6' 1"	196	QMJHL	Shawinigan
28	CHI	Dylan Olsen	D	USA	6' 2"	206	AJHL	Camrose
29	TBL	Carter Ashton	RW	CAN	6' 3"	205	WHL	Lethbridge
30	PIT	Simon Despres	D	CAN	6' 4"	205	QMJHL	Saint John

Oilers Season Openers – 1979-80 to 2008-09

Overall: 16-9-4 Home: 14-5-3 Away: 2-4-1

DATE	VENUE	RESULT
October 10, 1979	Away	Edmonton 2 at Chicago 4
October 10, 1980	Home	Quebec 7 at Edmonton 4
October 7, 1981	Home	Colorado 4 at Edmonton 7
October 5, 1982	Home	Calgary 5 at Edmonton 7
October 5, 1983	Home	Toronto 4 at Edmonton 5
October 11, 1984	Away	Edmonton 2 at Los Angeles 2 (OT)
October 10, 1985	Home	Winnipeg 3 at Edmonton 4
October 9, 1986	Away	Edmonton 1 at Philadelphia 2
October 9, 1987	Home	Detroit 4 at Edmonton 1
October 7, 1988	Home	NY Islanders 1 at Edmonton 5
October 5, 1989	Away	Edmonton 4 at Vancouver 1
October 6, 1990	Home	Winnipeg 3 at Edmonton 3 (OT)
October 4, 1991	Away	Edmonton 2 at Calgary 9
October 6, 1992	Home	Vancouver 5 at Edmonton 4
October 6, 1993	Home	San Jose 2 at Edmonton 3
January 20, 1995	Home	Anaheim 1 at Edmonton 2
October 8, 1995	Home	Detroit 3 at Edmonton 1
October 4, 1996	Home	Buffalo 3 at Edmonton 4
October 1, 1997	Away	Edmonton 5 at San Jose 3
October 10, 1998	Home	Los Angeles 2 at Edmonton 1
October 1, 1999	Home	NY Rangers 1 at Edmonton 1 (OT)
October 6, 2000	Home	Detroit 1 at Edmonton 2
October 3, 2001	Away	Edmonton 0 at Calgary 1
October 10, 2002	Home	Philadelphia 2 at Edmonton 2 (OT)
October 9, 2003	Home	San Jose 2 at Edmonton 5
October 5, 2005	Home	Colorado 3 at Edmonton 4
October 5, 2006	Home	Calgary 1 at Edmonton 3
October 4, 2007	Home	San Jose 2 at Edmonton 3 (SO)
October 12, 2008	Home	Colorado 2 at Edmonton 3

Edmonton Oilers 2008-09 Final Scoring Summary

NO	POS	PLAYER	GP	G	A	P	+/-	PIM	PP	SH	GW	S	S%
83	R	Ales Hemsky	72	23	43	66	1	32	4	0	2	185	12.4
44	D	Sheldon Souray	81	23	30	53	1	98	12	1	5	268	8.6
10	C	Shawn Horcoff	80	17	36	53	7	39	8	0	2	178	9.6
77	D	Tom Gilbert	82	5	40	45	6	26	2	0	1	107	4.7
21	R	Ales Kotalik	75	20	23	43	-5	34	9	0	1	208	9.6
19	C	Patrick O'Sullivan	81	16	27	43	-6	28	2	1	1	259	6.2
89	C	Sam Gagner	76	16	25	41	-1	51	6	0	1	156	10.3
37	D	Denis Grebeshkov	72	7	32	39	12	38	2	0	0	62	11.3
13	C	Andrew Cogliano	82	18	20	38	-6	22	4	0	4	116	15.5
27	R	Dustin Penner	78	17	20	37	7	61	5	0	5	137	12.4
71	D	Lubomir Visnovsky	50	8	23	31	6	30	5	0	1	86	9.3
12	R	Robert Nilsson	64	9	20	29	1	26	4	0	1	77	11.7
51	C	Kyle Brodziak	79	11	16	27	4	21	1	1	3	99	11.1
18	L	Ethan Moreau	77	14	12	26	0	133	0	1	2	159	8.8
78	C	Marc Pouliot	63	8	12	20	1	23	0	0	2	94	8.5
34	R	Fernando Pisani	38	7	8	15	-1	14	0	0	0	72	9.7
24	D	Steve Staios	80	2	12	14	-5	92	0	0	0	78	2.6
85	L	Liam Reddox	46	5	7	12	-6	10	1	0	0	39	12.8
46	R	Zack Stortini	52	6	5	11	-3	181	0	0	0	23	26.1
5	D	Ladislav Smid	60	0	11	11	-6	57	0	0	0	33	0.0
43	D	Jason Strudwick	71	2	7	9	-4	60	0	0	0	32	6.3
16	C	Ryan Potulny	8	0	3	3	2	0	0	0	0	9	0.0
88	C	Rob Schremp	4	0	3	3	2	2	0	0	0	3	0.0
67	C	Gilbert Brule	11	2	1	3	-3	12	0	0	1	13	15.4
33	L	Steve MacIntyre	22	2	0	2	-2	40	0	0	1	6	33.3
22	L	Jean-Francois Jacques	7	1	0	1	0	9	0	0	0	3	33.3
28	R	Jesse Boulerice	2	0	0	0	0	0	0	0	0	0	0.0
62	C	Tim Sestito	1	0	0	0	0	0	0	0	0	1	0.0
41	D	Taylor Chorney	2	0	0	0	-4	0	0	0	0	0	0.0
49	D	Theo Peckham	15	0	0	0	-1	59	0	0	0	8	0.0

NO	GOALTENDERS	GPI	GS	MIN	GAA	W	L	OT	SO	SA	GA	SV%	G	A	PIM
35	Dwayne Roloson	63	62	3597	2.77	28	24	9	1	1953	166	.915	0	1	10
38	Jeff Droulin-Deslauriers	10	7	540	3.33	4	3	0	0	302	30	.901	0	1	0
32	Mathieu Garon	15	14	815	3.17	6	8	0	0	365	43	.895	0	0	0

POWERPLAY: 60 PPG in 354 Powerplay Opportunities – 17.0% (22nd)
PENALTY KILLING: 76 PPGA in 338 Shorthanded Situations – 77.5% (17th)
SHORTHANDED GOALS: 3 For (29th); 8 Against (21st)

Edmonton Oilers 2008-09 Real Time Scoring Statistics

PLAYER	GP	HITS	BKS	MSS	GVA	TKA	FOW	FOL	TOT	FO%
Jesse Boulerice	2	0	0	0	0	0	0	0	0	0.0
Kyle Brodziak	79	60	55	38	32	33	489	458	947	51.6
Gilbert Brule	11	14	6	3	9	0	4	1	5	80.0
Taylor Chorney	2	0	6	1	2	0	0	0	0	0.0
Andrew Cogliano	82	57	39	49	42	28	261	441	702	37.2
Erik Cole	63	134	33	53	34	41	19	29	48	39.6
Sam Gagner	76	28	13	36	58	29	290	400	690	42.0
Tom Gilbert	82	47	136	45	70	40	0	0	0	0.0
Denis Grebeshkov	72	46	87	31	64	31	0	0	0	0.0
Ales Hemsky	72	16	35	46	76	38	0	4	4	0.0
Shawn Horcoff	80	30	45	68	61	53	947	809	1756	53.9
Jean-Francois Jacques	7	13	2	0	0	0	0	0	0	0.0
Ales Kotalik	19	28	9	22	8	8	6	2	8	75.0
Steve MacIntyre	22	22	2	2	1	0	0	0	0	0.0
Ethan Moreau	77	126	41	63	53	24	11	25	36	30.6
Robert Nilsson	64	37	14	39	47	20	4	6	10	40.0
Patrick O'Sullivan	19	6	7	16	8	9	23	37	60	38.3
Theo Peckham	15	22	21	3	13	2	0	0	0	0.0
Dustin Penner	78	77	33	66	54	26	54	60	114	47.4
Fernando Pisani	38	48	12	22	12	16	50	73	123	40.6
Ryan Potulny	8	5	1	2	4	7	1	9	10	10.0
Marc Pouliot	63	42	19	33	23	18	102	109	211	48.3
Liam Reddox	46	61	21	15	8	9	11	14	25	44.0
Rob Schremp	4	3	0	2	3	3	1	1	2	50.0
Tim Sestito	1	3	0	0	0	0	1	1	2	50.0
Ladislav Smid	60	93	56	14	37	13	0	0	0	0.0
Sheldon Souray	81	82	69	133	92	45	0	0	0	0.0
Steve Staios	80	98	157	35	72	26	0	0	0	0.0
Zack Stortini	52	95	10	9	9	3	7	4	11	63.6
Jason Strudwick	71	73	63	12	25	16	0	0	0	0.0
Lubomir Visnovsky	50	27	82	54	53	18	0	0	0	0.0

Key: GP – Games Played; HTS – Hits; BKS – Blocked Shots; MSS – Missed Shots; GVA – Giveaways; TKA – Takeaways; FOW – Face-Offs Won; FOL – Face-Offs Lost; TOT – Total; FOPCT – Face-Off Winning Percentage.

Oilers Home Openers – 1979-80 to 2008-09 (17-7-5)

DATE	RESULT	RECORD
October 13, 1979	Detroit 3 at Edmonton 3	0-0-1
October 10, 1980	Quebec 7 at Edmonton 4	0-1-1
October 7, 1981	Colorado 4 at Edmonton 7	1-1-1
October 5, 1982	Calgary 5 at Edmonton 7	2-1-1
October 5, 1983	Toronto 4 at Edmonton 5	3-1-1
October 12, 1984	St. Louis 1 at Edmonton 5	4-1-1
October 10, 1985	Winnipeg 3 at Edmonton 4	5-1-1
October 15, 1986	Quebec 2 at Edmonton 5	6-1-1
October 9, 1987	Detroit 4 at Edmonton 1	6-2-1
October 7, 1988	NY Islanders 1 at Edmonton 5	7-2-1
October 11, 1989	Vancouver 5 at Edmonton 2	7-3-1
October 6, 1990	Winnipeg 3 at Edmonton 3 (OT)	7-3-2
October 6, 1991	Los Angeles 2 at Edmonton 2 (OT)	7-3-3
October 6, 1992	Vancouver 5 at Edmonton 4	7-4-3
October 6, 1993	San Jose 2 at Edmonton 3	8-4-3
January 20, 1995	Anaheim 1 at Edmonton 2	9-4-3
October 8, 1995	Detroit 3 at Edmonton 1	9-5-3
October 4, 1996	Buffalo 3 at Edmonton 4	10-5-3
October 3, 1997	Detroit 8 at Edmonton 2	10-6-3
October 10, 1998	Los Angeles 2 at Edmonton 1	10-7-3
October 1, 1999	NY Rangers 1 at Edmonton 1 (OT)	10-7-4
October 6, 2000	Detroit 1 at Edmonton 2	11-7-4
October 6, 2001	Phoenix 2 at Edmonton 6	12-7-4
October 10, 2002	Philadelphia 2 at Edmonton 2 (OT)	12-7-5
October 9, 2003	San Jose 2 at Edmonton 5	13-7-5
October 5, 2005	Colorado 3 at Edmonton 4	14-7-5
October 5, 2006	Calgary 1 at Edmonton 3	15-7-5
October 4, 2007	San Jose 2 at Edmonton 3 (SO)	16-7-5
October 12, 2008	Colorado 2 at Edmonton 3	17-7-5

2008-09 Edmonton Oilers Game-By-Game Results

GAME NO	DATE	OPPONENT	RESULT	RECORD	WINNING/ TYING GOAL	GOALTENDERS OF DECISION	ATTENDANCE
1	Oct. 12	H COLORADO	W. 3-2	1-0-0	DUSTIN PENNER	GARON/Budaj	16,839*
2	Oct. 15	A Anaheim	W. 3-2	2-0-0	LUBOMIR VISNOVSKY	GARON/Hiller	16,604
3	Oct. 17	A Calgary	W. 4-3	3-0-0	ROBERT NILSSON	DESLAURIERS/Kiprusoff	19,289*
4	Oct. 18	H CALGARY	W. 3-2	4-0-0	ANDREW COGLIANO	GARON/Kiprusoff	16,839*
5	Oct. 22	A Chicago	L. 0-3	4-1-0	Patrick Sharp	ROLOSON/Khabibulin	21,168*
6	Oct. 23	A Colorado	L. 1-4	4-2-0	Paul Stastny	GARON/Budaj	14,898
7	Oct. 25	A Vancouver	L. 3-6	4-3-0	Kyle Wellwood	GARON/Luongo	18,630*
8	Oct. 27	H BOSTON	L. 0-1 OT	4-3-1	Dennis Wideman	ROLOSON/Thomas	16,839*
9	Oct. 30	A Nashville	L. 1-3	4-4-1	Shea Weber	GARON/Rinne	11,294
10	Nov. 1	A Carolina+	W. 3-1	5-4-1	ETHAN MOREAU	ROLOSON/Ward	15,016
11	Nov. 2	A Philadelphia+	W. 5-4	6-4-1	DUSTIN PENNER	ROLOSON/Biron	19,437
12	Nov. 5	A Columbus	L. 4-5	6-5-1	Manny Malhotra	ROLOSON/Mason	11,228
13	Nov. 6	A Pittsburgh	L. 4-5	6-6-1	Petr Sykora	GARON/Feury	16,971*
14	Nov. 9	A New Jersey	W. 2-1	7-6-1	ALAN HEMSKY	DESLAURIERS/Clemmenssen	14,193
15	Nov. 10	A NY Rangers	W. 3-2 SO	8-6-1	Shootout Goal (Hemsky)	DESLAURIERS/Lundqvist	18,200*
16	Nov. 13	H TORONTO	L. 2-5	8-7-1	Nik Antropov	DESLAURIERS/Toskala	16,839*
17	Nov. 15	H COLORADO	L. 2-3 SO	8-7-2	Shootout Goal (Tucker)	ROLOSON/Budaj	16,839*
18	Nov. 17	A Detroit	L. 0-4	8-8-2	Niklas Kronwall	ROLOSON/Conklin	18,934
19	Nov. 18	A Columbus	W. 7-2	9-8-2	MARC POULIOT	ROLOSON/Leclaire	12,689
20	Nov. 20	H DETROIT	L. 3-4	9-9-2	Jiri Hudler	GARON/Osgood	16,839*
21	Nov. 26	H LOS ANGELES	L. 1-2	9-10-2	Anze Kopitar	ROLOSON/LaBarbera	16,839*
22	Nov. 29	A St. Louis+	W. 4-2	10-10-2	DUSTIN PENNER	ROLOSON/Legace	19,150*
23	Nov. 30	A Dallas	L. 3-4	10-11-2	Mike Modano	DESLAURIERS/Turco	16,650
24	Dec. 3	H DALLAS	W. 5-2	11-11-2	MARC POULIOT	GARON/Turco	16,839*
25	Dec. 5	A Los Angeles	W. 5-4 SO	12-11-2	Shootout Goal (Hemsky)	GARON/LaBarbera	14,920
26	Dec. 6	A San Jose	W. 3-2 OT	13-11-2	KYLE BRODZIAK	ROLOSON/Nabokov	17,496*
27	Dec. 11	H FLORIDA	L. 0-2	13-12-2	Stephen Weiss	GARON/Anderson	16,839*
28	Dec. 13	H VANCOUVER	W. 3-0	14-12-2	DUSTIN PENNER	ROLOSON/Sanford	16,839*
29	Dec. 16	H CHICAGO	L. 2-9	14-13-2	Brian Campbell	GARON/Khabibulin	16,839*
30	Dec. 17	A Vancouver	L. 2-4	14-14-2	Daniel Sedin	ROLOSON/Sanford	18,630*
31	Dec. 19	H ANAHEIM	L. 2-3 SO	14-14-3	Shootout Goal (Perry)	ROLOSON/Hiller	16,839*
32	Dec. 22	H PHOENIX	W. 4-2	15-14-3	SHELDON SOURAY	ROLOSON/Tellqvist	16,839*
33	Dec. 26	A Vancouver	W. 3-2	16-14-3	SHELDON SOURAY	ROLOSON/Sanford	18,630*
34	Dec. 28	H NASHVILLE	W. 5-2	17-14-3	ERIK COLE	ROLOSON/Ellis	16,839*
35	Dec. 30	H OTTAWA	L. 2-3	17-15-3	Brian Lee	GARON/Gerber	16,839*
36	Dec. 31	A Vancouver	L. 4-6	17-16-3	Dustin Boyd	ROLOSON/Kiprusoff	19,289*
37	Jan. 3	H DALLAS	W. 4-1	18-16-3	SHELDON SOURAY	ROLOSON/Turco	16,839*
38	Jan. 5	H NY ISLANDERS	W. 3-2	19-16-3	ANDREW COGLIANO	ROLOSON/Macdonald	16,839*
39	Jan. 7	H VANCOUVER	L. 2-4	19-17-3	Steve Bernier	ROLOSON/LaBarbera	16,839*
40	Jan. 9	H SAN JOSE	L. 1-4	19-18-3	Brad Staubitz	ROLOSON/Nabokov	16,839*
41	Jan. 11	H ST. LOUIS	W. 2-1	20-18-3	SAM GAGNER	ROLOSON/Legace	16,839*
42	Jan. 13	A Washington	W. 5-2	21-18-3	GILBERT BRULE	ROLOSON/Theodore	17,948
43	Jan. 15	A Minnesota	L. 1-5	21-19-3	Cal Clutterbuck	ROLOSON/Backstrom	18,568*
44	Jan. 16	A Colorado	W. 3-2	22-19-3	SHAWN HORCOFF	GARON/Raycroft	15,681
45	Jan. 18	H PHOENIX	W. 6-3	23-19-3	DUSTIN PENNER	ROLOSON/Bryzgalov	16,839*
46	Jan. 20	H COLUMBUS	W. 4-3	24-19-3	ALAN HEMSKY	ROLOSON/Mason	16,839*
Jan. 25 NHL All-Star Game at Montreal – Eastern Conference All-Stars 12 vs. Western Conference All-Stars 11 (SO)							
47	Jan. 27	H BUFFALO	L. 2-10	24-20-3	Derek Roy	ROLOSON/Miller	16,839*
48	Jan. 30	H MINNESOTA	W. 3-1	25-20-3	ETHAN MOREAU	ROLOSON/Backstrom	16,839*
49	Feb. 1	H NASHVILLE+	L. 1-2	25-21-3	Martin Erat	ROLOSON/Rinne	16,839*
50	Feb. 3	H CHICAGO	L. 1-3	25-22-3	Dave Bolland	ROLOSON/Huet	16,839*
51	Feb. 5	A St. Louis	W. 2-1 SO	26-22-3	Shootout Goal (Nilsson)	ROLOSON/Mason	15,668
52	Feb. 7	A Detroit+	L. 3-8	26-23-3	Marian Hossa	ROLOSON/Conklin	20,066*
53	Feb. 8	A Minnesota+	L. 2-3 SO	26-23-4	Shootout Goal (Koivu)	ROLOSON/Backstrom	18,568*
54	Feb. 11	H MONTREAL	W. 7-2	27-23-4	ANDREW COGLIANO	ROLOSON/Price	16,839*
55	Feb. 14	A Los Angeles+	W. 3-2 SO	28-23-4	Shootout Goal (Gagner)	ROLOSON/Quick	18,118*
56	Feb. 16	A Phoenix	W. 3-1	29-23-4	SHELDON SOURAY	ROLOSON/Tellqvist	14,547
57	Feb. 17	A San Jose	L. 2-4	29-24-4	Patrick Marleau	ROLOSON/Nabokov	17,496*
58	Feb. 19	A Dallas	L. 2-4	29-25-4	Fabian Brunnstrom	ROLOSON/Turco	17,792
59	Feb. 21	H CALGARY	L. 2-3 SO	29-25-5	Shootout Goal (Bertuzzi)	ROLOSON/Kiprusoff	16,839*
60	Feb. 24	H TAMPA BAY	W. 5-3	30-25-5	ANDREW COGLIANO	ROLOSON/Ramo	16,839*

GAME NO	DATE	OPPONENT	RESULT	RECORD	WINNING/ TYING GOAL	GOALTENDERS OF DECISION	ATTENDANCE
61	Feb. 26	H COLUMBUS	L 0-1	30-26-5	Raffi Torres	ROLOSON/Mason	16,839*
62	Feb. 28	H MINNESOTA	W 3-2	31-26-5	TOM GILBERT	ROLOSON/Harding	16,839*
63	Mar. 3	A Nashville	L 5-6 OT	31-26-6	Jason Arnott	ROLOSON/Rinne	14,194
64	Mar. 5	A Ottawa	L 2-4	31-27-6	Chris Campoli	ROLOSON/Elliott	17,904
65	Mar. 7	A Toronto	W 4-1	32-27-6	KYLE BRODZIAK	ROLOSON/Gerber	19,364*
66	Mar. 10	A Montreal	L 3-4 OT	32-27-7	Saku Koivu	ROLOSON/Price	21,273*
67	Mar. 12	H ATLANTA	L 3-4 OT	32-27-8	Marty Reasoner	ROLOSON/Hedberg	16,839*
68	Mar. 14	H COLORADO	L 2-3 OT	32-27-9	John-Michael Liles	ROLOSON/Budaj	16,839*
69	Mar. 17	H ST. LOUIS	W 2-1 SO	33-27-9	Shootout Goal (Kotalik)	ROLOSON/Mason	16,839*
70	Mar. 19	A Colorado	W 8-1	34-27-9	SHAWN HORCOFF	ROLOSON/Budaj	13,612
71	Mar. 20	A Chicago	W 5-4 SO	35-27-9	Shootout Goal (O'Sullivan)	ROLOSON/Khabibulin	22,151*
72	Mar. 22	A Minnesota+	L 0-3	35-28-9	Owen Nolan	ROLOSON/Backstrom	18,568*
73	Mar. 24	H DETROIT	L 2-3	35-29-9	Valtteri Filppula	ROLOSON/Conklin	16,839*
74	Mar. 26	A Phoenix	L 2-3	35-30-9	Martin Hanzal	ROLOSON/Bryzgalov	14,337
75	Mar. 27	A Anaheim	W 5-3	36-30-9	KYLE BRODZIAK	ROLOSON/Giguere	17,257*
76	Mar. 29	H MINNESOTA	L 2-3	36-31-9	Marian Gaborik	ROLOSON/Backstrom	16,839*
77	Mar. 31	H ANAHEIM	L 3-5	36-32-9	Rob Niedermayer	ROLOSON/Hiller	16,839*
78	Apr. 2	H SAN JOSE	L 1-2	36-33-9	Dan Boyle	ROLOSON/Nabokov	16,839*
79	Apr. 4	H VANCOUVER	W 5-3	37-33-9	SHELDON SOURAY	ROLOSON/Luongo	16,839*
80	Apr. 7	H LOS ANGELES	L 1-2	37-34-9	Wayne Simmonds	ROLOSON/Quick	16,839*
81	Apr. 10	H CALGARY	W 5-1	38-34-9	STEVE MacINTYRE	DESLAURIERS/Kiprusoff	16,839*
82	Apr. 11	A Calgary	L 1-4	38-35-9	Mike Cammalleri	DESLAURIERS/McElhinney	19,289*

+ Afternoon Game

* Sellout

STREAKS

OVERALL

Longest Winning Streak	- 4 Games; October 12-18
Longest Undefeated Streak	- 4 Games; October 12-18 (4-0-0)
Longest Losing Streak	- 3 Games; October 22-25, March 22-26 & March 29-April 2
Longest Winless Streak	- 5 Games; October 22-30 (0-4-1)

HOME

Longest Winning Streak	- 3 Games; January 11-20
Longest Undefeated Streak	- 3 Games; January 11-20 (3-0-0)
Longest Losing Streak	- 4 Games; March 24-April 2
Longest Winless Streak	- 5 Games; October 27-November 26 (0-3-2)

AWAY

Longest Winning Streak	- 2 Games; Oct. 15-17, Nov. 1-2, Nov. 9-10, Nov. 18-29, Dec. 5-6, Jan. 16-Feb. 5, Feb. 14-16 & Mar. 19-20
Longest Undefeated Streak	- 2 Games; Oct. 15-17 (2-0-0), Nov. 1-2 (2-0-0), Nov. 9-10 (2-0-0), Nov. 18-29 (2-0-0), Dec. 5-6 (2-0-0), Jan. 16-Feb. 5 (2-0-0), Feb. 14-16 (2-0-0) & Mar. 19-20 (2-0-0)
Longest Losing Streak	- 4 Games; October 22-30
Longest Winless Streak	- 4 Games; October 22-30 (0-4-0) & Feb. 17-Mar. 5 (0-3-1)

Oilers Team Captains – 1979-80 to 2008-09

SEASON	CAPTAIN	SEASON	CAPTAIN
1979-80	Ron Chipperfield	1994-95	Shayne Corson
1980-81	Blair MacDonald & Lee Fogolin	1995-96	Kelly Buchberger
1981-82	Lee Fogolin	1996-97	Kelly Buchberger
1982-83	Lee Fogolin	1997-98	Kelly Buchberger
1983-84	Wayne Gretzky	1998-99	Kelly Buchberger
1984-85	Wayne Gretzky	1999-00	Doug Weight
1985-86	Wayne Gretzky	2000-01	Doug Weight
1986-87	Wayne Gretzky	2001-02	Jason Smith
1987-88	Wayne Gretzky	2002-03	Jason Smith
1988-89	Mark Messier	2003-04	Jason Smith
1989-90	Mark Messier	2004-05	No Season – NHL Lockout
1990-91	Mark Messier	2005-06	Jason Smith
1991-92	Kevin Lowe	2006-07	Jason Smith
1992-93	Craig MacTavish	2007-08	Ethan Moreau
1993-94	Craig MacTavish	2008-09	Ethan Moreau

Edmonton Oilers vs. Opponents – Overall 2008-09

OPPONENT	GP	W	L	O/T	GF	GA	PTS	OPPONENT	GP	W	L	O/T	GF	GA	PTS
Anaheim	4	2	1	1	13	13	5	Nashville	4	1	2	1	12	13	3
Atlanta	1	0	0	1	3	4	1	New Jersey	1	1	0	0	2	1	2
Boston	1	0	0	1	0	1	1	NY Islanders	1	1	0	0	3	2	2
Buffalo	1	0	1	0	2	10	0	NY Rangers	2	1	0	0	2	2	2
Calgary	6	3	2	1	19	19	7	Ottawa	1	0	2	0	4	7	0
Carolina	1	1	0	0	3	1	2	Philadelphia	1	1	0	0	5	4	2
Chicago	4	1	3	0	8	19	2	Phoenix	4	3	1	0	15	9	6
Colorado	6	3	1	2	19	15	8	Pittsburgh	1	0	1	0	4	5	0
Columbus	4	2	2	0	15	11	4	San Jose	4	1	3	0	7	12	2
Dallas	4	2	2	0	14	11	4	St. Louis	4	4	0	0	10	5	8
Detroit	4	0	4	0	8	19	0	Tampa Bay	1	1	0	0	5	3	2
Florida	0	1	0	0	0	2	0	Toronto	2	1	1	0	6	6	2
Los Angeles	4	2	2	0	10	10	4	Vancouver	6	3	3	0	18	19	6
Minnesota	6	2	3	1	11	17	5	Washington	1	1	0	0	5	2	2
Montreal	2	1	0	1	10	6	3								
TOTALS GP: 82 W: 38 L: 35 O/T: 9 GF: 234 GA: 248 PTS: 85															

Edmonton Oilers vs. Opponents – Home 2008-09

OPPONENT	GP	W	L	O/T	GF	GA	PTS	OPPONENT	GP	W	L	O/T	GF	GA	PTS
Anaheim	2	0	1	1	5	8	1	Nashville	2	1	1	0	6	4	2
Atlanta	1	0	0	1	3	4	1	New Jersey	-	-	-	-	-	-	-
Boston	1	0	0	1	0	1	0	NY Islanders	1	1	0	0	3	2	2
Buffalo	1	0	1	0	2	10	0	NY Rangers	-	-	-	-	-	-	-
Calgary	3	2	0	1	10	6	5	Ottawa	1	0	1	0	2	3	0
Carolina	-	-	-	-	-	-	-	Philadelphia	-	-	-	-	-	-	-
Chicago	2	0	2	0	3	12	0	Phoenix	2	2	0	0	10	5	4
Colorado	3	1	0	2	7	8	4	Pittsburgh	-	-	-	-	-	-	-
Columbus	2	1	1	0	4	4	2	San Jose	2	0	2	0	2	6	0
Dallas	2	2	0	0	9	3	4	St. Louis	2	2	0	0	4	2	4
Detroit	2	0	2	0	5	7	0	Tampa Bay	1	1	0	0	5	3	2
Florida	0	1	0	0	0	2	0	Toronto	1	0	1	0	2	5	0
Los Angeles	2	0	2	0	2	4	0	Vancouver	3	2	1	0	10	7	4
Minnesota	3	2	1	0	8	6	4	Washington	-	-	-	-	-	-	-
Montreal	1	1	0	0	10	6	2								
TOTALS GP: 41 W: 18 L: 17 O/T: 6 GF: 109 GA: 114 PTS: 42															

Edmonton Oilers vs. Opponents – Away 2008-09

OPPONENT	GP	W	L	O/T	GF	GA	PTS	OPPONENT	GP	W	L	O/T	GF	GA	PTS
Anaheim	2	2	0	0	8	5	4	Nashville	3	0	1	1	6	9	1
Atlanta	-	-	-	-	-	-	-	New Jersey	1	1	0	0	2	1	2
Boston	-	-	-	-	-	-	-	NY Islanders	-	-	-	-	-	-	-
Buffalo	-	-	-	-	-	-	-	NY Rangers	1	1	0	0	3	2	2
Calgary	3	1	2	0	9	13	2	Ottawa	1	0	1	0	2	4	0
Carolina	1	1	0	0	3	1	2	Philadelphia	1	1	0	0	5	4	2
Chicago	2	1	1	0	5	7	2	Phoenix	2	1	1	0	5	4	2
Colorado	3	2	1	0	12	7	4	Pittsburgh	1	0	1	0	4	5	0
Columbus	2	1	1	0	11	7	2	San Jose	2	1	1	0	5	6	2
Dallas	2	0	2	0	5	9	0	St. Louis	2	2	0	0	6	3	4
Detroit	-	-	-	-	-	-	-	Tampa Bay	-	-	-	-	-	-	-
Florida	-	-	-	-	-	-	-	Toronto	1	1	0	0	4	1	2
Los Angeles	2	2	0	0	8	6	4	Vancouver	3	1	2	0	8	5	2
Minnesota	3	0	2	1	3	11	1	Washington	1	1	0	0	5	2	2
Montreal	1	0	0	1	3	4	1								
TOTALS GP: 41 W: 20 L: 18 O/T: 3 GF: 125 GA: 134 PTS: 43															

Oilers Record vs. Divisions – 2008-09

DIVISION	HOME					AWAY					OVERALL							
	W	L	O/T	GF	GA	W	L	O/T	GF	GA	GP	W	L	O/T	GF	GA	PTS	
Atlantic	1	0	0	3	2	3	1	1	0	14	12	5	4	1	0	17	14	8
Northeast	1	3	1	16	25	1	1	1	1	9	10	5	3	4	2	25	35	6
Southeast	1	1	1	8	9	2	0	0	0	8	3	5	3	1	1	16	12	7
Central	4	6	0	22	29	4	5	1	25	38	20	8	11	1	47	67	17	
Northwest	7	2	3	35	27	4	7	1	32	43	24	11	9	4	67	70	26	
Pacific	4	5	1	28	26	5	4	0	30	31	20	10	9	1	58	57	21	
Western Conf.	15	11	4	85	82	13	16	2	87	112	64	29	29	6	169	194	64	
TOTALS	23	19	3	135	139	22	18	5	126	140	82	38	35	9	234	238	85	

Oilers Monthly Record – 2008-09

DIVISION	W	L	O/T	HOME GF	HOME GA	W	L	O/T	AWAY GF	AWAY GA	GP	W	L	O/T	OVERALL GF	OVERALL GA	PTS
October	2	0	1	8	5	6	4	0	9	15	9	4	4	1	15	20	9
November	0	3	1	8	14	6	4	0	35	30	14	6	7	1	43	44	13
December	4	3	1	23	23	3	2	0	17	18	13	7	5	1	40	41	15
January	6	3	0	27	29	2	1	0	9	9	12	8	4	0	36	38	16
February	3	3	1	19	16	3	3	1	17	23	14	6	6	2	36	39	14
March	1	3	2	14	19	4	3	2	34	29	15	5	6	4	48	48	14
April	2	2	0	12	8	0	1	0	1	4	5	2	3	0	13	12	4
TOTALS	18	17	6	109	114	20	18	3	125	134	82	38	35	9	234	238	85

VS. ANAHEIM DUCKS



ANAHEIM DUCKS

Honda Center
2695 E. Katella Ave.
Anaheim, CA 92806

2009-10 Games vs. ANAHEIM

At Edmonton – February 14, March 26
At Anaheim – February 10, April 11

CLUB DIRECTORY

Owners	Henry and Susan Samuelli
Chief Executive Officer	Michael Schulman
Executive Vice President/General Manager	Bob Murray
Executive Vice President/Chief Operating Officer	Tim Ryan
Senior Vice President, Hockey Operations	David McNab
Senior Vice President/Chief Marketing Officer	Bob Wagner
Vice President of Human Resources	Jay Scott
Vice President of Human Resources	Kim Kutcher
Vice President of Finance	Doug Heller
Senior Manager of Hockey Operations	Maureen Nyeholt
Exec. Asst. to the Executive V.P./COO	Cheryl Gorman
Exec. Asst. to the Senior V.P./CMO	Janet Conley
Administrative Assistant, Hockey Operations	Christina Morrow
Head Coach	Randy Carlyle
Assistant Coaches	Dave Farrish, Newell Brown
Goalending Consultant	Pete Peeters
Video Coordinator	Joe Trotta
Strength & Conditioning Coach	Sean Skahan
Head Athletic Trainer	Tim Clark
Assistant Athletic Trainer	Meaghan Beaudoin
Massage Therapist	James Partida
Equipment Manager	Doug Shearer
Assistant Equipment Manager	Chris Aldrich
Equipment Assistant	Chris Kincaid
Manager of Hockey Operations	Ryan Lichtenfels
Director of Media & Communications	Alex Gilchrist
Media & Communications Managers	Steve Hoem, Lauren O'Gorman
Arena (Capacity)	Honda Center (17,174)
Public Relations Phone	(714) 940-2900
Public Relations FAX	(714) 940-2953
Ticket Information	877/WILDWING
Website	www.anaheimducks.com

EDMONTON OILERS VS. ANAHEIM DUCKS

Yearly Record 1993-94 to 2008-09

SEASON	GP	W	L	T	OTL	GF	GA	PTS	PCT.	AT EDMONTON			AT ANAHEIM		
										W-L-T-OTL	GF	GA	W-L-T-OTL	GF	GA
1993-94	6	1	5	0	0	13	23	2	.167	0-3-0-0	6	13	1-2-0-0	7	10
1994-95	4	2	2	0	0	11	10	4	.500	2-0-0-0	4	1	0-2-0-0	7	9
1995-96	5	4	1	0	0	11	5	8	.800	3-0-0-0	8	3	1-1-0-0	3	2
1996-97	5	0	4	1	0	8	18	1	.100	0-2-0-0	2	6	0-2-1-0	6	12
1997-98	6	2	4	0	0	14	17	4	.333	1-2-0-0	6	10	1-2-0-0	8	7
1998-99	5	3	2	0	0	15	12	6	.600	1-1-0-0	2	2	2-1-0-0	13	10
1999-00	4	2	2	0	0	9	8	4	.500	2-0-0-0	6	2	0-2-0-0	3	6
2000-01	4	2	1	1	0	13	11	5	.625	2-0-0-0	8	5	0-1-1-0	5	6
2001-02	4	3	1	0	0	8	5	6	.750	2-0-0-0	6	3	1-1-0-0	2	2
2002-03	4	4	0	0	0	11	5	8	1.000	2-0-0-0	6	4	2-0-0-0	5	1
2003-04	4	3	1	0	0	8	7	6	.750	2-0-0-0	3	1	1-1-0-0	5	6
2004-05	DID NOT PLAY														
2005-06	4	4	0	0	0	18	11	8	1.000	2-0-0-0	8	6	2-0-0-0	10	5
2006-07	4	1	2	0	1	9	15	3	.375	1-0-0-1	6	4	0-2-0-0	3	11
2007-08	4	3	1	0	0	13	5	6	.750	1-1-0-0	6	3	2-0-0-0	7	2
2008-09	4	2	2	0	0	13	12	4		0-2-0-0	5	7	2-0-0-0	8	5
TOTALS	67	36	28	2	1	174	164	75		21-11-0-1	82	70	15-17-2-0	92	94

EDMONTON OILERS VS. ANAHEIM DUCKS

2008-09 Results & Statistics

At EDMONTON

Dec. 19/08 Oilers 2 Ducks 3 SO
Mar. 31/09 Oilers 3 Ducks 5

At ANAHEIM

Oct. 15/08 Oilers 3 Ducks 2
Mar. 27/09 Oilers 3 Ducks 2

WINNING GOAL

Corey Perry
Rob Niedermayer

WINNING GOAL

Lubomir Visnovsky
Kyle Brodziak

OILERS	GP	G	A	TP	+/-	PIM	DUCKS	GP	G	A	TP	+/-	PIM
Andrew Cogliano	4	1	2	3	1	0	Ryan Getzlaf	4	2	4	6	-2	8
Sam Gagner	4	0	3	3	0	6	Scott Niedermayer	4	1	4	5	0	6
Tom Gilbert	4	0	3	3	-1	4	Rob Niedermayer	4	4	0	4	2	4
Ales Hemsky	4	0	3	3	1	2	Bobby Ryan	3	0	4	4	-1	9
Kyle Brodziak	4	2	0	2	1	0	Corey Perry	4	2	1	3	-1	6
Dustin Penner	4	2	0	2	2	0	Chris Pronger	4	1	1	2	-3	6
Denis Grebeshkov	4	1	1	2	3	0	Sheldon Brookbank	2	1	1	2	1	4
Shawn Horcoff	4	1	1	2	1	4	Todd Marchant	4	0	2	2	3	4
Sheldon Souray	4	1	1	2	0	4	Kent Huskins	2	1	0	1	0	0
Zachery Stortini	3	1	1	2	2	12	Teemu Selanne	4	0	1	1	-3	2
Erik Cole	2	1	1	2	-1	0	Travis Moen	2	0	1	1	0	0
Ales Kotalik	2	1	1	2	0	4	Ryan Whitney	2	0	1	1	-2	0
Lubomir Visnovsky	2	1	1	2	0	0	James Wisniewski	2	0	1	1	0	2
Fernando Pisani	3	1	0	1	-2	0	Brad May	1	0	1	1	1	0
Robert Nilsson	2	0	1	1	0	2	George Parros	4	0	0	0	-1	17
Patrick O'Sullivan	2	0	1	1	2	2	Mike Brown	2	0	0	0	-2	2
Marc-Antoine Pouliot	2	0	1	1	0	0	Ryan Carter	2	0	0	0	-1	2
Ethan Moreau	4	0	0	0	-2	8	Erik Christensen	2	0	0	0	-1	0
Steve Staios	4	0	0	0	2	11	Andrew Ebbett	2	0	0	0	-2	0
Jason Strudwick	4	0	0	0	1	0	Chris Kunitz	2	0	0	0	-1	0
J-F Jacques	2	0	0	0	0	9	Brendan Mikkelsen	2	0	0	0	1	0
Ladislav Smid	2	0	0	0	1	4	Drew Miller	2	0	0	0	-1	2
Steve MacIntyre	1	0	0	0	0	0	Steve Montador	2	0	0	0	1	0
Theo Peckham	1	0	0	0	0	2	Brendan Morrison	2	0	0	0	0	0
							Petteri Nokelainen	2	0	0	0	1	2
							Samuel Pahlsson	2	0	0	0	0	0
							Francois Beauchemin	1	0	0	0	0	0
							Brett Festerling	1	0	0	0	0	2
							Bret Hedican	1	0	0	0	-1	2
							Nathan McLver	1	0	0	0	0	0

OILERS GOALTENDERS

	GP	MIN	W-L-OT	SO	GA	SA	SV	GAA	SV%
Mathieu Garon	1	60	1-0-0	0	2	35	33	2.00	.943
Dwayne Roloson	3	183	1-1-1	0	9	114	105	2.95	.921

DUCKS GOALTENDERS

	GP	MIN	W-L-OT	SO	GA	SA	SV	GAA	SV%
Jonas Hiller	4	219	2-1-0	0	8	124	116	2.19	.935
Jean-Sebastien Giguere	1	23	0-1-0	0	4	7	3	10.56	.429

GOALS BY PERIOD

	1	2	3	OT	TOTAL
Oilers	4	3	6	0	13
Ducks	4	6	2	0	12

SHOTS BY PERIOD

	1	2	3	OT	TOTAL
Oilers	30	52	49	1	132
Ducks	50	51	45	4	150

POWERPLAY

	PPG	ATT	PCT.
Oilers	4	23	17.4
Ducks	5	23	21.7

PENALTY KILLING

	PK	TSH	PCT.
Oilers	18	23	78.3
Ducks	19	23	82.6

VS. ATLANTA THRASHERS



ATLANTA THRASHERS
 Philips Arena
 Centennial Tower
 101 Marietta Street, Suite 1900
 Atlanta, GA 30303

2009-10 Game vs. ATLANTA
 At Atlanta – November 15

CLUB DIRECTORY

Ownership	Atlanta Spirit, LLC
Executive Vice President and General Manager	Don Waddell
President of Philips Arena	Bob Williams
Executive Vice President and G.M. Hawks	Rick Sund
Senior Vice President of Sales and Marketing	Tracy White
Vice President and Chief Financial Officer	Phil Ebinger
V.P., Chief Legal Officer and Asst. G.M., Hawks	Scott Wilkinson
Associate General Manager	Rick Dudley
Vice President and Assistant General Manager	Larry Simmons
Director of Amateur Scouting and Player Development	Dan Marr
Director of Player Personnel	Mark Dobson
Senior Director of Team Services	Michele Zarzaca
Head Coach	John Anderson
Assistant Coaches	Randy Cunneynworth, Todd Nelson, Steve Weeks
Video Coach	Tony Borgford
Strength and Conditioning Coach	Ray Bear
Head Athletic Trainer	Tommy Alva
Assistant Athletic Trainer	Step Roberts
Massage Therapist	Inar Treiguts
Head Equipment Manager	Bobby Stewart
Assistant Equipment Manager	Joe Guilmet
Equipment Assistant	Jim Guilmet
Senior Director of Public Relations	Rob Koch
Director of Media Relations	Brian Potter
Media Relations Assistant	Rob Tillotson
Arena (Capacity)	Philips Arena (18,545)
Public Relations Phone	(404) 878-3800
Public Relations FAX	(404) 878-3765
Website	www.atlantathrashers.com

EDMONTON OILERS VS. ATLANTA THRASHERS

Yearly Record 1999-00 to 2008-09

SEASON	GP	W	L	T	OTL	GF	GA	PTS	PCT.	AT EDMONTON			AT ATLANTA		
										W-L-T-OTL	GF	GA	W-L-T-OTL	GF	GA
1999-00	2	2	0	0	0	8	4	4	1.000	1-0-0-0	5	4	1-0-0-0	3	0
2000-01	1	0	1	0	0	1	3	0	.000	0-1-0-0	1	3	0-0-0-0	0	0
2001-02	1	0	1	0	0	2	3	0	.000	0-0-0-0	0	0	0-1-0-0	2	3
2002-03	2	1	0	1	0	6	3	3	.750	0-0-1-0	3	3	1-0-0-0	3	0
2003-04	1	1	0	0	0	5	1	2	1.000	1-0-0-0	5	1	0-0-0-0	0	0
2004-05										DID NOT PLAY					
2005-06										DID NOT PLAY					
2006-07	1	1	0	0	0	5	1	2	1.000	1-0-0-0	5	1	0-0-0-0	0	0
2007-08	1	1	0	0	0	4	2	2	1.000	0-0-0-0	0	0	1-0-0-0	4	2
2008-09	1	0	0	0	1	3	4	1		0-0-0-1	3	4	0-0-0-0	0	0
TOTALS	10	6	2	1	1	34	21	14		3-1-1-1	22	16	3-1-0-0	12	5

EDMONTON OILERS VS. ATLANTA THRASHERS

2008-09 Results & Statistics

At EDMONTON

Mar. 12/09 Oilers 3 Thrashers 4 OT

WINNING GOAL

Marty Reasoner

OILERS	GP	G	A	TP	+/-	PIM	THRASHERS	GP	G	A	TP	+/-	PIM
Shawn Horcoff	1	1	0	1	0	0	Vyacheslav Kozlov	1	0	2	2	1	0
Robert Nilsson	1	1	0	1	1	2	Zach Bogosian	1	1	0	1	-1	0
Patrick O'Sullivan	1	1	0	1	-1	0	Bryan Little	1	1	0	1	1	0
Sam Gagner	1	0	1	1	1	0	Marty Reasoner	1	1	0	1	1	2
Denis Grebeshkov	1	0	1	1	0	0	Jim Slater	1	1	0	1	0	0
Ales Hemsky	1	0	1	1	0	0	Tobias Enstrom	1	0	1	1	0	2
Fernando Pisani	1	0	1	1	1	4	Ron Hainsey	1	0	1	1	-1	0
Marc-Antoine Pouliot	1	0	1	1	0	0	Nathan Oystreck	1	0	1	1	3	0
Steve Staios	1	0	1	1	1	0	Eric Perrin	1	0	1	1	0	0
Kyle Brodziak	1	0	0	0	-1	0	Todd White	1	0	1	1	1	0
Andrew Cogliano	1	0	0	0	-1	0	Colby Armstrong	1	0	0	0	0	0
Tom Gilbert	1	0	0	0	0	0	Eric Boulton	1	0	0	0	-1	0
Ales Kotalik	1	0	0	0	0	0	Garnet Exelby	1	0	0	0	2	7
Ethan Moreau	1	0	0	0	-1	0	Ilya Kovalchuk	1	0	0	0	0	0
Dustin Penner	1	0	0	0	-1	19	Rich Peverley	1	0	0	0	-1	0
Ladislav Smid	1	0	0	0	-2	0	Colin Stuart	1	0	0	0	1	0
Sheldon Souray	1	0	0	0	1	2	Chris Thorburn	1	0	0	0	-1	2
Jason Strudwick	1	0	0	0	-2	0	Boris Valabik	1	0	0	0	-1	4

OILERS GOALTENDER

Dwayne Roloson

GP	MIN	W-L-OT	SO	GA	SA	SV	GAA	SV%
1	64	0-0-1	0	4	33	29	3.74	.879

THRASHERS GOALTENDER

Johan Hedberg

GP	MIN	W-L-OT	SO	GA	SA	SV	GAA	SV%
1	64	1-0-0	0	3	32	29	2.81	.906

GOALS BY PERIOD

1	2	3	OT	TOTAL
Oilers	1	2	0	3
Thrashers	2	1	0	4

SHOTS BY PERIOD

1	2	3	OT	TOTAL
Oilers	14	9	7	32
Thrashers	17	6	7	33

POWERPLAY

PPG	ATT	PCT.
Oilers	1	4
Thrashers	1	4

PENALTY KILLING

PK	TSH	PCT.
Oilers	3	4
Thrashers	3	4

VS. BOSTON BRUINS



BOSTON BRUINS

TD Garden
100 Legends Way
Boston, MA 02114

2009-10 Game vs. BOSTON

At Boston – October 31

CLUB DIRECTORY

Owner & Governor, Boston Bruins; Chairman, NHL Board of Governors	Jeremy M. Jacobs
Principal, Boston Bruins	Charlie Jacobs
Alternate Governors	Charlie Jacobs, Jeremy Jacobs, Jr., Louis Jacobs, Harry Sindén, Peter Chiarelli, Cam Neely
Senior Advisor to the Owner	Harry Sindén
Vice President	Cam Neely
Vice President, Business Operations	Daniel J. Zimmer
Sr. Vice President, Sales and Marketing	Amy Latimer
Vice President, Finance	Jim Bednarek
Vice President, Marketing	Jen Compton
Vice President, Corporate Partnerships	Chris Johnson
Director of Administration	Dale Hamilton-Powers
Executive Secretary	Rita Brandano
Administrative Assistant	Karen Ondo
General Manager	Peter Chiarelli
Assistant General Manager	Jim Benning
Dir. of Hockey Operations & Player Development	Don Sweeney
Director of Player Personnel	Scott Bradley
Manager of Hockey Administration	Ryan Nadeau
Team Road Services Coordinator	John Bucyk
Head Coach	Claude Julien
Assistant Coaches	Doug Houda, Craig Ramsay, Geoff Ward
Goaltending Coach	Bob Essensa
Video Analyst	Brant Berglund
Strength & Conditioning Coach	John Whitesides
Athletic Trainer	Don DelNegro
Physical Therapist	Scott Waugh
Assistant Athletic Trainer & Massage Therapist	Derek Repucci
Equipment Manager	Mark Dumas
Assistant Equipment Managers	Keith Robinson, Mark Dumas II
Director of Communications	Matthew Chmura
Director of Publications & Information	Heidi Holland
Director of Development, Boston Bruins Foundation	Bob Sweeney
Manager of Media Relations	Eric Tosi
Public Relations Coordinator	Kelly Mohr
Arena (Capacity)	TD Banknorth Garden (17,565)
Public Relations Phone	(617) 624-2327
Public Relations FAX	(617) 523-7184
Website	www.bostonbruins.com

EDMONTON OILERS VS. BOSTON BRUINS

Yearly Record 1979-80 to 2008-09

SEASON	GP	W	L	T	OTL	GF	GA	PTS	PCT.	AT EDMONTON W-L-T-OTL	GF	GA	AT BOSTON W-L-T-OTL	GF	GA
1979-80	4	0	4	0	—	6	17	0	.000	0-2-0-0	3	6	0-2-0-0	3	11
1980-81	4	1	3	0	—	13	23	2	.250	1-1-0-0	8	10	0-2-0-0	5	13
1981-82	3	0	1	2	—	8	11	2	.333	0-0-2-0	6	6	0-1-0-0	2	5
1982-83	3	0	2	1	—	11	16	1	.167	0-1-0-0	3	5	0-1-1-0	8	11
1983-84	3	2	1	0	—	8	6	4	.667	2-0-0-0	7	2	0-1-0-0	1	4
1984-85	3	2	1	0	—	14	10	4	.667	1-0-0-0	7	2	1-1-0-0	7	8
1985-86	3	2	1	0	—	13	11	4	.667	1-1-0-0	8	8	1-0-0-0	5	3
1986-87	3	1	2	0	—	10	10	2	.333	1-0-0-0	6	2	0-2-0-0	4	8
1987-88	3	1	1	1	—	10	12	3	.500	1-1-0-0	8	10	0-0-1-0	2	2
1988-89	3	0	3	0	—	7	13	0	.000	0-1-0-0	2	4	0-2-0-0	5	9
1989-90	3	0	2	1	—	5	12	1	.167	0-1-1-0	3	6	0-1-0-0	2	6
1990-91	3	1	2	0	—	15	11	2	.333	1-0-0-0	8	1	1-1-0-0	7	10
1991-92	3	1	2	0	—	10	14	2	.333	0-1-0-0	3	5	1-1-0-0	7	9
1992-93	2	1	1	0	—	7	9	2	.500	0-1-0-0	3	6	1-0-0-0	4	3
1993-94	2	0	2	0	—	2	8	0	.000	0-1-0-0	1	3	0-1-0-0	1	5
1994-95	DID NOT PLAY														
1995-96	2	1	1	0	—	8	10	2	.500	0-1-0-0	4	7	1-0-0-0	4	3
1996-97	2	2	0	0	—	10	3	4	1.000	1-0-0-0	4	3	1-0-0-0	6	0
1997-98	2	0	2	0	—	2	5	0	.000	0-1-0-0	1	2	0-1-0-0	1	3
1998-99	1	0	1	0	—	0	2	0	.000	0-1-0-0	0	2	0-0-0-0	0	0
1999-00	2	1	0	1	0	6	4	3	.750	1-0-0-0	4	2	0-0-1-0	2	2
2000-01	1	1	0	0	0	6	1	2	1.000	1-0-0-0	6	1	0-0-0-0	0	0
2001-02	1	0	0	0	1	0	1	1	.500	0-0-0-0	0	0	0-0-0-1	0	1
2002-03	2	0	2	0	0	4	10	0	.000	0-1-0-0	3	4	0-1-0-0	1	6

CONTINUED...

EDMONTON OILERS VS. BOSTON BRUINS

Yearly Record 1979-80 to 2008-09

SEASON	GP	W	L	T	OTL	GF	GA	PTS	PCT.	AT EDMONTON W-L-T-OTL	GF	GA	AT BOSTON W-L-T-OTL	GF	GA
2003-04	1	0	1	0	0	3	4	0	.000	0-0-0-0	0	0	0-1-0-0	0	4
2004-05									DID NOT PLAY						
2005-06	1	0	0	0	1	4	5	1	.500	0-0-0-1	4	5	0-0-0-0	0	0
2006-07	1	0	1	0	0	0	3	0	.000	0-0-0-0	0	0	0-1-0-0	0	3
2007-08									DID NOT PLAY						
2008-09	1	0	0	0	1	0	1	1		0-0-0-1	0	1	0-0-0-0	0	0
TOTALS	62	17	36	6	3	182	232	43		11-15-3-2	102	103	6-21-3-1	80	129

EDMONTON OILERS VS. BOSTON BRUINS

2008-09 Results & Statistics

At EDMONTON

Oct. 27/08 Oilers 0 Bruins 1 OT

WINNING GOAL

Dennis Wideman

OILERS	GP	G	A	TP	+/-	PIM	BRUINS	GP	G	A	TP	+/-	PIM
Marc-Andre Bergeron	1	0	0	0	-1	0	Dennis Wideman	1	1	0	1	0	0
Kyle Brodziak	1	0	0	0	0	0	Zdeno Chara	1	0	1	1	0	0
Andrew Coglianio	1	0	0	0	0	0	Marc Savard	1	0	1	1	0	0
Erik Cole	1	0	0	0	0	0	P. J. Axelsson	1	0	0	0	0	0
Sam Gagner	1	0	0	0	0	0	Patrice Bergeron	1	0	0	0	0	2
Tom Gilbert	1	0	0	0	0	2	Andrew Ference	1	0	0	0	0	0
Denis Grebeshkov	1	0	0	0	0	0	Shane Hnidy	1	0	0	0	0	0
Ales Hemsky	1	0	0	0	0	0	Phil Kessel	1	0	0	0	0	0
Shawn Horcoff	1	0	0	0	0	2	David Krejci	1	0	0	0	0	0
Steve MacIntyre	1	0	0	0	0	0	Milan Lucic	1	0	0	0	0	0
Ethan Moreau	1	0	0	0	0	0	Petteri Nokelainen	1	0	0	0	0	0
Robert Nilsson	1	0	0	0	0	0	Michael Ryder	1	0	0	0	0	0
Dustin Penner	1	0	0	0	0	2	Mark Stuart	1	0	0	0	0	0
Fernando Pisani	1	0	0	0	0	0	Marco Sturm	1	0	0	0	0	2
Marc-Antoine Pouliot	1	0	0	0	0	0	Shawn Thornton	1	0	0	0	0	0
Ladislav Smid	1	0	0	0	0	0	Aaron Ward	1	0	0	0	0	2
Sheldon Souray	1	0	0	0	0	0	Blake Wheeler	1	0	0	0	0	0
Steve Staios	1	0	0	0	0	0	Stephane Yelle	1	0	0	0	0	0
Lubomir Visnovsky	1	0	0	0	0	4							

OILERS GOALTENDERS

	GP	MIN	W-L-OT	SO	GA	SA	SV	GAA	SV%
--	----	-----	--------	----	----	----	----	-----	-----

Dwayne Roloson	1	63	0-0-1	0	1	36	35	0.95	.972
----------------	---	----	-------	---	---	----	----	------	------

BRUINS GOALTENDER

	GP	MIN	W-L-OT	SO	GA	SA	SV	GAA	SV%
--	----	-----	--------	----	----	----	----	-----	-----

Tim Thomas	1	63	1-0-0	1	0	27	27	0.00	1.000
------------	---	----	-------	---	---	----	----	------	-------

GOALS BY PERIOD

	1	2	3	OT	TOTAL	SHOTS BY PERIOD	1	2	3	OT	TOTAL
--	---	---	---	----	-------	-----------------	---	---	---	----	-------

Oilers	0	0	0	0	0	Oilers	10	5	12	0	27
Bruins	2	0	1		3	Bruins	15	9	10	2	36

POWERPLAY

	PPG	ATT	PCT.	PENALTY KILLING	PK	TSH	PCT.
--	-----	-----	------	-----------------	----	-----	------

Oilers	0	3	0.0	Oilers	1	4	25.0
Bruins	1	4	25.0	Bruins	3	3	100.0

VS. BUFFALO SABRES



BUFFALO SABRES

HSBC Arena
One Seymour H. Knox III Plaza
Buffalo, NY 14203

2009-10 Game vs. BUFFALO

At Buffalo – November 11

CLUB DIRECTORY

Owner	B. Thomas Golisano
Managing Partner/Minority Owner	Lawrence Quinn
Chief Operating Officer/Minority Owner	Daniel DiPofi
General Manager	Darcy Regier
Director of Amateur Scouting	Kevin Devine
Director of Pro Scouting	Jon Christiano
Assistant to the General Manager	Mark Jakubowski
Coordinator of Hockey Operations	Michael Birmingham
Head Coach	Lindy Ruff
Associate Coach	Brian McCutcheon
Assistant Coach	James Patrick
Strength & Conditioning Coach	Doug McKenney
Asst. Strength & Conditioning Coach	Kevin Collins
Goaltender Coach	Jim Corsi
Administrative Assistant Coach	Corey Smith
Athletic Trainer	Tim Macre
Equipment Managers / Asst. Mgr.	Rip Simonick, Dave Williams / George Babcock
Massage Therapist	Chuck Garlow
Director of Public Relations	Michael Gilbert
Manager of Publications & Hockey Information	Kevin Snow
Manager of Community Development	Rich Jureller
Coordinator of Media Relations	Chris Bandura
Arena (Capacity)	HSBC Arena (18,690)
Public Relations Phone	(716) 855-4100
Public Relations FAX	(716) 855-4110
Tickets, U.S.	(888) GO-SABRES
Canada	(888) 669-GOAL
Website	www.sabres.com

EDMONTON OILERS VS. BUFFALO SABRES

Yearly Record 1979-80 to 2008-09

SEASON	GP	W	L	T	OTL	GF	GA	PTS	PCT.	AT EDMONTON				AT BUFFALO			
										W-L-T-OTL	GF	GA		W-L-T-OTL	GF	GA	
1979-80	4	1	2	1	—	19	22	3	.375	1-1-0-0	8	9		0-1-1-0	11	13	
1980-81	4	1	1	2	—	13	12	4	.500	1-0-1-0	8	5		0-1-1-0	5	7	
1981-82	3	2	1	0	—	11	7	4	.667	1-1-0-0	5	4		1-0-0-0	6	3	
1982-83	3	2	1	0	—	15	12	4	.667	1-0-0-0	6	2		1-1-0-0	9	10	
1983-84	3	2	1	0	—	12	6	4	.667	2-0-0-0	11	3		0-1-0-0	1	3	
1984-85	3	2	0	1	—	15	12	5	.833	0-0-1-0	4	4		2-0-0-0	11	8	
1985-86	3	1	2	0	—	9	11	2	.333	1-1-0-0	7	7		0-1-0-0	2	4	
1986-87	3	2	1	0	—	13	11	4	.667	1-0-0-0	5	3		1-1-0-0	8	8	
1987-88	3	3	0	0	—	16	6	6	1.000	2-0-0-0	11	4		1-0-0-0	5	2	
1988-89	3	2	0	1	—	17	12	5	.833	1-0-0-0	7	3		1-0-1-0	10	9	
1989-90	3	2	1	0	—	15	9	4	.667	2-0-0-0	10	3		0-1-0-0	5	6	
1990-91	3	2	1	0	—	9	7	4	.667	1-0-0-0	4	2		1-1-0-0	5	5	
1991-92	3	1	1	1	—	11	14	3	.500	1-0-0-0	5	2		0-1-1-0	6	12	
1992-93	2	2	0	0	—	8	6	4	1.000	1-0-0-0	3	2		1-0-0-0	5	4	
1993-94	2	0	1	1	—	4	7	1	.250	0-1-0-0	3	6		0-0-1-0	1	1	
1994-95									DID NOT PLAY								
1995-96	2	1	1	0	—	6	8	2	.500	1-0-0-0	5	4		0-1-0-0	1	4	
1996-97	2	2	0	0	—	7	4	4	1.000	1-0-0-0	4	3		1-0-0-0	3	1	
1997-98	2	0	1	1	—	4	5	1	.250	0-1-0-0	0	1		0-0-1-0	4	4	
1998-99	2	2	0	0	—	11	6	4	1.000	1-0-0-0	6	3		1-0-0-0	5	3	
1999-00	1	0	0	1	0	2	2	1	.500	0-0-0-0	0	0		0-0-1-0	2	2	
2000-01	2	2	0	0	0	7	2	4	1.000	1-0-0-0	3	2		1-0-0-0	4	0	
2001-02	1	1	0	0	0	3	0	2	1.000	0-0-0-0	0	0		0-0-0-0	3	0	
2002-03	1	0	0	1	0	1	1	1	.500	0-0-1-0	1	1		1-0-0-0	0	0	
2003-04	1	1	0	0	0	4	1	2	1.000	1-0-0-0	4	1		0-0-0-0	0	0	
2004-05									DID NOT PLAY								
2005-06	1	0	1	0	0	1	3	0	.000	0-1-0-0	1	3		0-0-0-0	0	0	
2006-07	1	0	0	0	1	1	2	1	.500	0-0-0-0	0	0		0-0-0-1	1	2	
2007-08									DID NOT PLAY								
2008-09	1	0	1	0	0	2	10	0		0-1-0-0	2	10		0-0-0-0	0	0	
TOTALS	62	34	17	10	1	236	198	79		21-7-3-0	123	87		13-10-7-1	113	111	

EDMONTON OILERS VS. BUFFALO SABRES

2008-09 Results & Statistics

At EDMONTON

Jan. 27/09 Oilers 2 Sabres 10

WINNING GOAL

Derek Roy

OILERS	GP	G	A	TP	+/-	PIM	SABRES	GP	G	A	TP	+/-	PIM
Robert Nilsson	1	1	1	2	0	0	Drew Stafford	1	3	0	3	2	2
Erik Cole	1	1	0	1	0	2	Tim Connolly	1	2	1	3	3	0
Tom Gilbert	1	0	1	1	-1	0	Derek Roy	1	1	2	3	2	2
Denis Grebeshkov	1	0	1	1	0	0	Thomas Vanek	1	1	2	3	2	0
Sheldon Souray	1	0	1	1	-3	2	Jochen Hecht	1	1	1	2	3	0
Kyle Brodziak	1	0	0	0	-2	0	Nathan Paetsch	1	1	1	2	2	0
Andrew Cogliano	1	0	0	0	-1	0	Ales Kotalik	1	0	2	2	1	2
Ales Hemsky	1	0	0	0	-2	0	Clarke MacArthur	1	0	2	2	2	0
Shawn Horcoff	1	0	0	0	-2	0	Jason Pominville	1	0	2	2	2	0
Ethan Moreau	1	0	0	0	-2	2	Craig Rivet	1	0	2	2	1	4
Dustin Penner	1	0	0	0	-2	0	Jaroslav Spacek	1	1	0	1	4	2
Marc-Antoine Pouliot	1	0	0	0	-2	2	Paul Gaustad	1	0	1	1	1	0
Liam Reddix	1	0	0	0	-1	2	Chris Butler	1	0	0	0	0	0
Ladislav Smid	1	0	0	0	-3	0	Matt Ellis	1	0	0	0	0	0
Steve Staios	1	0	0	0	-3	2	Marc-Andre Gagnani	1	0	0	0	2	0
Zachery Stortini	1	0	0	0	-2	0	Toni Lydman	1	0	0	0	3	0
Jason Strudwick	1	0	0	0	-2	0	Adam Mair	1	0	0	0	0	0
Lubomir Visnovsky	1	0	0	0	-2	0	Daniel Paille	1	0	0	0	-1	4

OILERS GOALTENDERS

	GP	MIN	W-L-OT	SO	GA	SA	SV	GAA	SV%
Jeff Drouin-Deslauriers	1	49	0-0-0	0	7	29	22	8.48	.759
Dwayne Roloson	1	10	0-1-0	0	3	8	5	17.50	.625

SABRES GOALTENDER

	GP	MIN	W-L-OT	SO	GA	SA	SV	GAA	SV%
Ryan Miller	1	59	1-0-0	0	2	38	36	2.02	.947

GOALS BY PERIOD

	1	2	3	OT	TOTAL	SHOTS BY PERIOD	1	2	3	OT	TOTAL
Oilers	0	1	1	0	2	Oilers	18	9	11	0	38
Sabres	3	4	3	0	10	Sabres	11	15	11	0	37

POWERPLAY

	PPG	ATT	PCT.	PENALTY KILLING	PK	TSH	PCT.
Oilers	1	8	12.5	Oilers	3	6	50.0
Sabres	3	6	50.0	Sabres	7	8	87.5

VS. CALGARY FLAMES



CALGARY FLAMES

Pengrowth Saddledome
PO Box 1540, Station M
Calgary, AB T2P 3B9

2009-10 Games vs. CALGARY

At Edmonton – October 3,
October 8, December 28
At Calgary – October 24,
December 31, January 30

CLUB DIRECTORY

Owners: N. Murray Edwards (Chairman), Harley N. Hotchkiss, Alvin G. Libin, Allan P. Markin, Jeff McCaig, Clayton H. Riddell	
President & Chief Executive Officer	Ken King
General Manager	Darryl Sutter
Vice-President, Hockey Administration/CFO	Michael Holditch
Vice-President, Building Operations	Libby Raines
Vice President, Advertising, Sponsorship & Marketing	Jim Bagshaw
Vice-President, Sales	Rollie Cyr
Vice-President, Communications	Peter Hanlon
Vice-President, Business Development	Jim Peplinski
Vice-President, Food and Beverage	Mark Vaillant
General Manager	Darryl Sutter
Vice-President, Hockey Administration/CFO	Michael Holditch
Director, Hockey Administration	Mike Burke
Director, Player Personnel	Duane Sutter
Head Coach	Brent Sutter
Assistant Coaches	Dave Lowry, Ryan McGill, Jamie McLennan, Rob Cookson
Exec. Asst. to GM and Hockey Operations	Brenda Koyich
Team Services Manager	Sean O'Brien
Strength & Conditioning Coach	Rich Hesketh
Athletic Therapist	Morris Boyer
Assistant Athletic Therapist	Schad Richea
Equipment Manager	Gus Thorson
Assistant Equipment Manager	Mark DePasquale
Massage Therapist	Bryan Lentz
Vice-President, Communications	Peter Hanlon
Manager, Media Relations	Sean Kelso
Administrative Assistant, Communications	Bernie Hargrave
Arena (Capacity)	Pengrowth Saddledome (19,289)
Public Relations Phone	(403) 777-2177
Public Relations FAX	(403) 777-2195
Website	www.calgaryflames.com

EDMONTON OILERS VS. CALGARY FLAMES

Yearly Record 1979-80 to 2008-09

SEASON	GP	W	L	T	OTL	GF	GA	PTS	PCT.	AT EDMONTON			GF	GA	AT CALGARY			GF	GA
										W-L-T-OTL	GF	GA			W-L-T-OTL	GF	GA		
1979-80*	4	1	2	1	—	15	20	3	.375	0-1-1-0	7	9	1-1-0-0	8	11				
1980-81	4	1	2	1	—	15	21	3	.375	1-1-0-0	9	13	0-1-1-0	6	8				
1981-82	8	5	2	1	—	41	31	11	.688	2-1-1-0	23	16	3-1-0-0	18	15				
1982-83	8	4	2	2	—	37	37	10	.625	3-0-1-0	22	17	1-2-1-0	15	20				
1983-84	8	7	0	1	—	53	28	15	.938	3-0-1-0	25	14	4-0-0-0	28	14				
1984-85	8	6	1	1	—	39	29	13	.813	3-0-1-0	22	13	3-1-0-0	17	16				
1985-86	8	6	1	1	—	40	33	13	.813	4-0-0-0	23	13	2-1-1-0	17	20				
1986-87	8	1	6	1	—	29	39	3	.188	1-2-1-0	13	16	0-4-0-0	16	23				
1987-88	8	3	4	1	—	33	33	7	.438	1-3-0-0	15	16	2-1-1-0	18	17				
1988-89	8	2	5	1	—	27	35	5	.313	2-1-1-0	19	13	0-4-0-0	8	22				
1989-90	8	3	4	1	—	21	32	7	.438	2-1-1-0	11	9	1-3-0-0	10	23				
1990-91	8	3	4	1	—	27	25	7	.438	2-2-0-0	13	11	1-2-1-0	14	14				
1991-92	7	3	3	1	—	21	27	7	.500	2-1-0-0	10	7	1-2-1-0	11	20				
1992-93	7	1	6	0	—	15	32	2	.143	1-3-0-0	8	16	0-3-0-0	7	16				
1993-94	6	1	5	0	—	16	29	2	.167	1-2-0-0	11	14	0-3-0-0	5	15				
1994-95	5	1	4	0	—	14	22	2	.200	1-2-0-0	9	12	0-2-0-0	5	10				
1995-96	6	2	4	0	—	17	22	4	.333	1-2-0-0	8	13	1-2-0-0	9	9				
1996-97	5	3	2	0	—	23	14	6	.600	2-0-0-0	8	4	1-2-0-0	15	10				
1997-98	5	3	1	1	—	17	13	7	.700	2-0-1-0	10	5	1-1-0-0	7	8				
1998-99	6	4	1	1	—	17	11	9	.750	2-0-1-0	9	6	2-1-0-0	8	5				
1999-00	6	2	3	0	1	20	15	5	.417	1-1-0-1	11	6	1-2-0-0	9	9				
2000-01	5	4	0	1	0	14	7	9	.900	2-0-0-0	5	2	2-0-1-0	9	5				
2001-02	5	2	2	1	0	8	8	5	.500	2-1-0-0	6	5	0-1-1-0	2	3				
2002-03	5	2	3	0	0	15	15	4	.400	0-2-0-0	4	8	2-1-0-0	11	7				
2003-04	6	1	4	1	0	7	11	3	.250	1-2-0-0	5	7	0-2-1-0	2	4				
2004-05	DID NOT PLAY																		
2005-06	8	3	5	0	0	18	26	6	.375	2-2-0-0	10	13	1-3-0-0	8	13				

CONTINUED...

EDMONTON OILERS VS. CALGARY FLAMES

Yearly Record 1979-80 to 2008-09

SEASON	GP	W	L	T	OTL	GF	GA	PTS	PCT.	AT EDMONTON W-L-T-OTL	GF	GA	AT CALGARY W-L-T-OTL	GF	GA
2006-07	8	3	5	0	0	14	21	6	.375	2-2-0-0	7	10	1-3-0-0	7	11
2007-08	8	4	4	0	0	18	18	8	.500	2-2-0-0	10	7	2-2-0-0	8	11
2008-09	6	3	2	0	1	19	18	6		2-0-0-1	10	6	1-2-0-0	9	13
TOTALS	192	84	87	19	2	650	672	188		50-34-10-2	343	301	34-53-9-0	307	372
CALGARY	188	83	85	18	2	635	652	185		50-33-9-2	336	292	33-52-9-0	299	361
ATLANTA	4	1	2	1	0	15	20	3	.375	0-1-1-0	7	9	1-1-0-0	8	11

* Franchise in Atlanta during 1979-80 season. Moved to Calgary for 1980-81 season.

EDMONTON OILERS VS. CALGARY FLAMES

2008-09 Results & Statistics

At EDMONTON

8/08 Oilers 3 Flames 2
Feb. 21/09 Oilers 2 Flames 3 SO
Apr. 10/09 Oilers 5 Flames 1

AT CALGARY

Oct. 17/08 Oilers 4 Flames 3
Dec. 31/08 Oilers 4 Flames 6
Apr. 11/09 Oilers 1 Flames 4

WINNING GOAL

Andrew Cogilano
Todd Bertuzzi
Steve MacIntyre

WINNING GOAL

Robert Nilsson
Dustin Boyd
Mike Cammalleri

OILERS	GP	G	A	TP	+/-	PIM	FLAMES	GP	G	A	TP	+/-	PIM
Denis Grebeshkov	5	1	6	7	5	10	Mike Cammalleri	6	5	5	10	7	0
Sheldon Souray	5	1	5	6	1	6	Jarome Iginla	6	3	4	7	1	2
Shawn Horcoff	6	1	4	5	-1	0	Daymond Langkow	5	1	4	5	-5	0
Erik Cole	4	3	1	4	3	6	Craig Conroy	6	1	3	4	4	4
Tom Gilbert	6	1	3	4	1	4	Adrian Aucoin	6	2	1	3	-2	6
Ales Hemsky	5	1	3	4	0	4	Todd Bertuzzi	6	2	0	2	-4	4
Andrew Cogilano	6	2	1	3	-3	0	David Moss	6	1	1	2	-1	0
Lubomir Visnovsky	3	2	1	3	0	2	Curtis Glencross	4	0	2	2	-1	2
Fernando Pisani	4	1	2	3	0	2	Matt Pelech	2	0	2	2	3	0
Robert Nilsson	5	2	0	2	5	2	Dustin Boyd	4	1	0	1	0	2
Ethan Moreau	6	1	1	2	0	2	Matthew Lombardi	4	1	0	1	0	4
Kyle Brodziak	5	0	2	2	1	0	Jamie Lundmark	3	1	0	1	-1	2
Sam Gagner	5	0	2	2	3	2	Eric Nystrom	5	0	1	1	-1	0
Jason Strudwick	5	0	2	2	-2	0	James Vandermeer	5	0	1	1	-1	4
Marc-Antoine Pouliot	3	0	2	2	1	0	Adam Pardy	4	0	1	1	-2	4
Steve MacIntyre	5	1	0	1	-1	9	Dion Phaneuf	4	0	1	1	0	2
Ales Kotalik	2	1	0	1	0	0	Cory Sarich	4	0	1	1	0	2
Patrick O'Sullivan	2	1	0	1	1	0	Mark Giordano	3	0	1	1	-1	0
Steve Staios	6	0	0	0	3	4	Olli Jokinen	2	0	1	1	0	2
Dustin Penner	5	0	0	0	1	0	Jordan Leopold	2	0	1	1	-2	0
Liam Reddox	3	0	0	0	-3	0	John Negrin	2	0	1	1	-2	0
Ladislav Smid	3	0	0	0	-1	0	Robyn Regehr	4	0	0	0	1	2
Zachery Stortini	3	0	0	0	-1	0	Rene Bourque	3	0	0	0	-2	6
Taylor Chorney	2	0	0	0	-4	0	Brandon Prust	2	0	0	0	0	17
Theo Peckham	2	0	0	0	1	2	Andre Roy	2	0	0	0	0	12
Gilbert Brule	1	0	0	0	0	2	Kyle Greentree	1	0	0	0	0	0
J-F Jacques	1	0	0	0	-1	0	Wayne Primeau	1	0	0	0	0	2

OILERS GOALTENDERS

	GP	MIN	W-L-OT	SO	GA	SA	SV	GAA	SV%
Mathieu Garon	1	60	1-0-0	0	2	33	31	2.00	.939
Jeff Drouin-Deslauriers	3	179	2-1-0	0	8	106	98	2.68	.925
Dwayne Roloson	2	124	0-1-1	0	7	68	61	3.39	.897

FLAMES GOALTENDERS

	GP	MIN	W-L-OT	SO	GA	SA	SV	GAA	SV%
Curtis McElhinney	2	68	1-0-0	0	3	41	38	2.65	.927
Miikka Kiprusoff	5	296	2-3-0	0	16	153	137	3.25	.895

GOALS BY PERIOD

	1	2	3	OT	TOTAL	SHOTS BY PERIOD	1	2	3	OT	TOTAL
Oilers	4	10	5	0	19	Oilers	57	70	66	1	194
Flames	5	5	8	0	18	Flames	63	77	66	2	208

POWERPLAY

	PPG	ATT	PCT.	PENALTY KILLING	PK	TSH	PCT.
Oilers	5	26	19.2	Oilers	6	25	24.0
Flames	19	25	76.0	Flames	21	26	80.8

VS. CAROLINA HURRICANES



CAROLINA HURRICANES

RBC Center
1400 Edwards Mill Road
Raleigh, NC 27607

2009-10 Game vs. CAROLINA

At Edmonton – February 1

CLUB DIRECTORY

Chief Executive Officer/Owner/Governor	Peter Karmanos, Jr.
President/General Manager	Jim Rutherford
Chief Financial Officer/Alternate Governor	Mike Amendola
Vice President/General Manager, RBC Center	Davin Olsen
Vice President/Assistant General Manager	Jason Karmanos
Head Coach	Paul Maurice
Associate Head Coach/Dir. of Player Personnel	Ron Francis
Assistant Coaches	Kevin McCarthy, Tom Rowe, Tom Barrasso
Director of Defensemen Development	Glen Wesley
Video Coach	Chris Huffine
Head Athletic Trainer/Strength Conditioning Coach	Peter Friesen
Assistant Athletic Trainer	Jason Bailey
Equipment Managers	Wally Tatimir, Skip Cunningham, Bob Gorman
Director of Team Operations	Brian Tatum
Executive Assistant to the President/G.M.	Mari Jeter
Director of Media Relations	Mike Sundheim
Manager of Media Relations/Broadcast Coordinator	Kyle Hanlin
Arena (Capacity)	RBC Center (18,680)
Public Relations Phone	(919) 467-7825
Public Relations FAX	(919) 462-0123
Tickets	1.866.NHL.CANES
Website	www.carolinahurricanes.com

EDMONTON OILERS VS. CAROLINA HURRICANES

Yearly Record 1979-80 to 2008-09

SEASON										AT EDMONTON			AT CAROLINA		
GP	W	L	T	OTL	GF	GA	PTS	PCT.	W-L-T-OTL	GF	GA	W-L-T-OTL	GF	GA	
1979-80	4	1	2	1	—	8	13	3	.375	1-0-1-0	6	3	0-2-0-0	2	10
1980-81	4	2	1	1	—	23	18	5	.625	1-0-1-0	12	10	1-1-0-0	11	8
1981-82	3	2	0	1	—	16	10	5	.833	2-0-0-0	12	6	0-0-1-0	4	4
1982-83	3	2	0	1	—	17	10	5	.833	1-0-0-0	4	2	1-0-1-0	13	8
1983-84	3	2	1	0	—	10	17	4	.667	2-0-0-0	10	6	0-1-0-0	0	11
1984-85	3	2	1	0	—	17	13	4	.667	1-0-0-0	6	3	1-1-0-0	11	10
1985-86	3	3	0	0	—	16	9	6	1.000	2-0-0-0	12	8	1-0-0-0	4	1
1986-87	3	2	1	0	—	11	10	4	.667	1-0-0-0	4	1	1-1-0-0	7	9
1987-88	3	2	1	0	—	13	7	4	.667	1-1-0-0	8	6	1-0-0-0	5	1
1988-89	3	2	1	0	—	14	13	4	.667	1-0-0-0	7	4	1-1-0-0	7	9
1989-90	3	0	1	2	—	9	11	2	.333	0-1-1-0	5	7	0-0-1-0	4	4
1990-91	3	2	1	0	—	9	10	4	.667	1-0-0-0	4	3	1-1-0-0	5	7
1991-92	3	3	0	0	—	10	3	6	1.000	2-0-0-0	7	2	1-0-0-0	3	1
1992-93	2	1	1	0	—	6	8	2	.500	1-0-0-0	3	1	0-1-0-0	3	7
1993-94	2	0	1	1	—	6	9	1	.250	0-1-0-0	2	5	0-0-1-0	4	4
1994-95	DID NOT PLAY														
1995-96	2	0	1	1	—	5	9	1	.250	0-1-0-0	1	5	0-0-1-0	4	4
1996-97	2	2	0	0	—	6	3	4	1.000	1-0-0-0	2	1	1-0-0-0	4	2
1997-98	2	0	2	0	—	5	10	0	.000	0-1-0-0	4	6	0-1-0-0	1	4
1998-99	2	0	1	1	—	2	5	1	.250	0-0-1-0	2	2	0-1-0-0	0	3
1999-00	2	0	0	2	0	5	5	2	.500	0-0-1-0	3	3	0-0-1-0	2	2
2000-01	1	1	0	0	0	3	2	2	1.000	0-0-0-0	0	0	1-0-0-0	3	2
2001-02	2	0	1	1	0	2	5	1	.250	0-1-0-0	1	4	0-0-1-0	1	1
2002-03	1	1	0	0	0	4	1	2	1.000	1-0-0-0	4	1	0-0-0-0	0	0
2003-04	1	0	1	0	0	2	3	0	.000	0-1-0-0	2	3	0-0-0-0	0	0
2004-05	DID NOT PLAY														
2005-06	DID NOT PLAY														
2006-07	1	1	0	0	0	3	1	2	1.000	1-0-0-0	3	1	0-0-0-0	0	0
2007-08	1	0	1	0	0	2	7	0	.000	0-0-0-0	0	0	0-1-0-0	2	7
2008-09	1	1	0	0	0	3	1	2		0-0-0-0	0	0	1-0-0-0	3	1
TOTALS	63	32	19	12	0	227	213	76		20-7-5-0	124	93	12-12-7-0	103	120
CAROLINA	14	4	6	4	0	31	40	12		2-3-2-0	19	20	2-3-2-0	12	20
HARTFORD	49	28	13	8	0	196	173	64	.653	18-4-3-0	105	73	10-9-5-0	91	100

* Franchise in Hartford from 1979-80 to 1996-97. Moved to Carolina for 1997-98 season.

EDMONTON OILERS VS. CAROLINA HURRICANES

2008-09 Results & Statistics

At CAROLINA

Nov. 1/08 Oilers 3 Hurricanes 1

WINNING GOAL

Ethan Moreau

OILERS	GP	G	A	TP	+/-	PIM	HURRICANES	GP	G	A	TP	+/-	PIM
Ethan Moreau	1	2	0	2	2	19	Ray Whitney	1	1	0	1	-1	0
Shawn Horcoff	1	1	1	2	2	2	Tim Gleason	1	0	1	1	1	0
Lubomir Visnovsky	1	0	2	2	2	2	Tuomo Ruutu	1	0	1	1	0	5
Ales Hemsky	1	0	1	1	0	0	Anton Babchuk	1	0	0	0	0	2
Kyle Brodziak	1	0	0	0	0	0	Ryan Bayda	1	0	0	0	-1	0
Andrew Coglianò	1	0	0	0	-1	0	Rod Brind'Amour	1	0	0	0	-2	0
Erik Cole	1	0	0	0	1	0	Wade Brookbank	1	0	0	0	0	0
Sam Gagner	1	0	0	0	-1	0	Joseph Corvo	1	0	0	0	0	0
Tom Gilbert	1	0	0	0	-1	0	Matt Cullen	1	0	0	0	0	0
Denis Grebeshkov	1	0	0	0	-1	0	Patrick Eaves	1	0	0	0	0	0
Steve MacIntyre	1	0	0	0	0	0	Dwight Helminen	1	0	0	0	0	0
Robert Nilsson	1	0	0	0	-1	0	Dan Lacouture	1	0	0	0	0	0
Dustin Penner	1	0	0	0	0	0	Chad Larose	1	0	0	0	0	0
Fernando Pisani	1	0	0	0	1	0	Josef Melichar	1	0	0	0	0	0
Marc-Antoine Pouliot	1	0	0	0	0	0	Sergei Samsonov	1	0	0	0	-1	0
Ladislav Smid	1	0	0	0	0	0	Dennis Seidenberg	1	0	0	0	-1	4
Sheldon Souray	1	0	0	0	1	2	Eric Staal	1	0	0	0	0	0
Steve Staios	1	0	0	0	1	2	Niclas Wallin	1	0	0	0	-1	0

OILERS GOALTENDER	GP	MIN	W-L-OT	SO	GA	SA	SV	GAA	SV%
Dwayne Roloson	1	60	1-0-0	0	1	34	33	1.00	.971
HURRICANES GOALTENDER	GP	MIN	W-L-OT	SO	GA	SA	SV	GAA	SV%
Cam Ward	1	60	0-1-0	0	2	31	2	2.01	.935

GOALS BY PERIOD	1	2	3	OT	TOTAL	SHOTS BY PERIOD	1	2	3	OT	TOTAL
Oilers	0	1	2	0	3	Oilers	10	10	12	0	32
Hurricanes	1	0	0	0	1	Hurricanes	7	12	15	0	34
POWERPLAY		PPG	ATT	PCT.		PENALTY KILLING			PK	TSH	PCT.
Oilers			1	3	33.3	Oilers			6	6	100.0
Hurricanes			0	6	0.0	Hurricanes			2	3	66.7

VS. CHICAGO BLACKHAWKS



CHICAGO BLACKHAWKS

United Center
1901 W. Madison Street
Chicago, IL 60612

2009-10 Games vs. CHICAGO

At Edmonton – November 21,
January 26
At Chicago – October 14, March 3

CLUB DIRECTORY

Chairman	W. Rockwell "Rocky" Wirtz
President	John F. McDonough
Senior Vice President, Business Operations	Jay Blunk
General Manager	Stan Bowman
Assistant General Manager	Kevin Cheveldayoff
Senior Advisors, Hockey Operations	Dale Tallon, Scotty Bowman
Sr. Director, Hockey Admin./Asst. to the President	Al MacIsaac
Head Coach	Joel Quenneville
Assistant Coaches	John Torchetti, Mike Haviland
Goaltending Coach	Stephane Waite
Strength and Conditioning Coach	Paul Goodman
Video Coach	Brad Aldrich
Skating Coach	Paul Vincent
Developmental Goaltending Coach	Wade Flaherty
Director, Player Personnel	Marc Bergevin
Director, Player Development	Norm Maciver
Director, Player Recruitment	Ron Anderson
Director Team Services	Tony Ommen
Head Athletic Trainer	Mike Gapski
Equipment Manager	Troy Parchman
Massage Therapist	Pawel Prylinski
Assistant Athletic Trainer	Jeff Thomas
Assistant Equipment Manager	Clinton Reif
Equipment Assistant	Jim Heintzelman
Director, Media Relations	Brandon Faber
Manager, Media Relations	Adam Rogovin
Coordinator, Media Relations	Paul Kennedy
Arena (Capacity)	United Center (17,717)
Public Relations Phone	(312) 455-7000
Public Relations FAX	(312) 455-7041
Website	www.chicagoblackhawks.com

EDMONTON OILERS VS. CHICAGO BLACKHAWKS

Yearly Record 1979-80 to 2008-09

SEASON								AT EDMONTON				AT CHICAGO			
	GP	W	L	T	OTL	GF	GA	PTS	PCT.	W-L-T-OTL	GF	GA	W-L-T-OTL	GF	GA
1979-80	4	3	1	0	—	17	12	6	.750	2-0-0-0	10	6	1-1-0-0	7	6
1980-81	4	3	1	0	—	22	15	6	.750	2-0-0-0	14	5	1-1-0-0	8	10
1981-82	3	1	1	1	—	16	11	3	.500	1-0-0-0	8	1	0-1-1-0	8	10
1982-83	3	1	1	1	—	20	16	3	.500	0-1-1-0	10	12	1-0-0-0	10	4
1983-84	3	2	1	0	—	15	12	4	.667	1-0-0-0	7	4	1-1-0-0	8	8
1984-85	3	3	0	0	—	17	9	6	1.000	2-0-0-0	10	6	1-0-0-0	7	3
1985-86	3	3	0	0	—	20	15	6	1.000	1-0-0-0	4	3	2-0-0-0	16	12
1986-87	3	1	2	0	—	18	13	2	.333	1-1-0-0	14	7	0-1-0-0	4	6
1987-88	3	1	2	0	—	12	14	2	.333	1-0-0-0	4	3	0-2-0-0	8	11
1988-89	3	0	2	1	—	7	13	1	.167	0-2-0-0	5	11	0-0-1-0	2	2
1989-90	3	1	2	0	—	12	13	2	.333	1-0-0-0	5	4	0-2-0-0	7	9
1990-91	3	1	2	0	—	8	11	2	.333	1-1-0-0	5	6	0-1-0-0	3	5
1991-92	3	1	2	0	—	11	10	2	.333	1-1-0-0	9	6	0-1-0-0	2	4
1992-93	4	1	2	1	—	12	19	3	.375	0-2-0-0	5	13	1-0-1-0	7	6
1993-94	4	1	3	0	—	6	11	2	.250	0-2-0-0	2	6	1-0-1-0	4	5
1994-95	4	0	4	0	—	4	21	0	.000	0-2-0-0	2	12	0-2-0-0	2	9
1995-96	4	0	3	1	—	8	17	1	.125	0-2-0-0	3	9	0-1-1-0	5	8
1996-97	4	1	2	1	—	11	14	3	.375	1-0-1-0	8	6	0-2-0-0	3	8
1997-98	4	1	0	3	—	9	8	5	.625	0-0-2-0	2	2	1-0-1-0	7	6
1998-99	4	1	3	0	—	9	12	2	.250	0-2-0-0	5	7	1-1-0-0	4	5
1999-00	4	2	2	0	0	13	12	4	.500	1-1-0-0	6	4	1-1-0-0	7	8
2000-01	4	2	0	2	0	11	9	6	.750	1-0-1-0	6	5	1-0-1-0	5	4
2001-02	4	2	2	0	0	10	8	4	.500	2-0-0-0	8	1	0-2-0-0	2	7
2002-03	4	2	1	1	0	11	9	5	.625	1-1-0-0	3	4	1-0-1-0	8	5

CONTINUED...

EDMONTON OILERS VS. CHICAGO BLACKHAWKS

Yearly Record 1979-80 to 2008-09

SEASON	GP	W	L	T	OTL	GF	GA	PTS	PCT.	AT EDMONTON			GF	GA	AT CHICAGO			GF	GA
										W-L-T-OTL	GF	GA			W-L-T-OTL	GF	GA		
2003-04	4	4	0	0	0	18	10	8	1.000	2-0-0-0	10	4			2-0-0-0	8	6		
2004-05									DID NOT PLAY										
2005-06	4	2	2	0	0	13	10	4	.500	1-1-0-0	8	4			1-1-0-0	5	6		
2006-07	4	2	2	0	0	9	8	4	.500	2-0-0-0	7	2			0-2-0-0	2	6		
2007-08	4	3	1	0	0	15	11	6	.750	2-0-0-0	7	3			1-1-0-0	8	8		
2008-09	4	1	3	0	0	7	19	2		0-2-0-0	3	12			1-1-0-0	4	7		
TOTALS	105	46	47	12	0	361	362	104		27-21-5-0	190	168			19-26-7-0	171	195		

EDMONTON OILERS VS. CHICAGO BLACKHAWKS

2008-09 Results & Statistics

At EDMONTON

Dec. 16/08 Oilers 2 Blackhawks 9
Feb. 3/09 Oilers 1 Blackhawks 3
Apr. 10/09 Oilers 5 Flames 1

At CHICAGO

Oct. 22/08 Oilers 0 Blackhawks 3
Mar. 20/09 Oilers 5 Blackhawks 4 SO

WINNING GOAL

Brian Campbell
Dave Bolland
Steve MacIntyre

WINNING GOAL

Patrick Sharp
Patrick O'Sullivan

OILERS	GP	G	A	TP	+/-	PIM	BLACKHAWKS	GP	G	A	TP	+/-	PIM
Ethan Moreau	4	2	0	2	-1	6	Dave Bolland	4	2	4	6	4	0
Dustin Penner	4	1	1	2	-3	0	Martin Havlat	4	2	4	6	6	2
Tom Gilbert	4	0	2	2	-4	0	Cameron Barker	3	2	2	4	2	0
Ales Hemsky	4	0	2	2	-5	0	Colin Fraser	4	1	3	4	2	7
Liam Reddox	2	0	2	2	1	0	Patrick Kane	4	1	3	4	2	4
Andrew Coglian	4	1	0	1	-2	0	Duncan Keith	4	1	3	4	3	0
Sam Gagner	4	1	0	1	-2	2	James Wisniewski	2	0	4	4	2	2
Shawn Horcoff	4	1	0	1	-3	4	Troy Brouwer	4	2	1	3	2	2
Marc-Antoine Pouliot	3	1	0	1	1	0	Brian Campbell	4	1	2	3	4	0
Kyle Brodziak	4	0	1	1	-2	0	Brent Seabrook	4	1	2	3	4	2
Denis Grebeshkov	4	0	1	1	-2	4	Patrick Sharp	3	1	2	3	2	2
Robert Nilsson	4	0	1	1	-1	0	Andrew Ladd	4	0	3	3	4	0
Fernando Pisani	2	0	1	1	-1	0	Kris Versteeg	4	1	1	2	0	2
Ladislav Smid	4	0	0	0	-3	7	Ben Eager	4	1	0	1	2	9
Sheldon Souray	4	0	0	0	-3	0	Adam Burish	3	1	0	1	0	2
Erik Cole	3	0	0	0	-3	0	Craig Adams	1	1	0	1	0	0
Steve Staios	3	0	0	0	-4	4	Aaron Johnson	1	1	0	1	1	0
Zachery Stortini	3	0	0	0	1	17	Dustin Byfuglien	4	0	1	1	-1	2
Lubomir Visnovsky	3	0	0	0	0	2	Jonathan Toews	4	0	1	1	-1	4
Jason Strudwick	2	0	0	0	0	0	Matt Walker	4	0	1	1	0	10
Ales Kotalik	1	0	0	0	-2	0	Jordan Hendry	1	0	0	0	0	0
Patrick O'Sullivan	1	0	0	0	-1	2	Niklas Hjalmarsson	1	0	0	0	0	0
Ryan Potulny	1	0	0	0	0	0	Samuel Pahlsson	1	0	0	0	-1	0

OILERS GOALTENDERS

	GP	MIN	W-L-OT	SO	GA	SA	SV	GAA	SV%
Dwayne Roloson	4	210	1-2-0	0	14	137	123	4.00	.898
Mathieu Garon	1	32	0-1-0	0	5	21	16	9.25	.762

BLACKHAWKS GOALTENDERS

	GP	MIN	W-L-OT	SO	GA	SA	SV	GAA	SV%
Cristobal Huet	1	60	1-0-0	0	1	21	20	1.00	.952
Nikolai Khabibulin	3	185	2-0-1	1	6	87	81	1.95	.931

GOALS BY PERIOD

	1	2	3	OT	TOTAL
Oilers	3	3	1	0	7
Blackhawks	6	9	4	0	19

POWERPLAY

	PPG	ATT	PCT.
Oilers	2	14	14.3
Blackhawks	6	13	46.2

SHOTS BY PERIOD

	1	2	3	OT	TOTAL
Oilers	37	34	32	5	108
Blackhawks	49	63	46	0	158

PENALTY KILLING

	PK	TSH	PCT.
Oilers	7	13	53.8
Blackhawks	12	14	85.7

VS. COLORADO AVALANCHE



COLORADO AVALANCHE

Pepsi Center
1000 Chopper Circle
Denver, CO 80204

2009-10 Games vs. COLORADO

At Edmonton – October 27,
November 18, April 7
At Colorado – November 8,
January 18, February 6

CLUB DIRECTORY

Owner & Governor	E. Stanley Kroenke
President & Alternate Governor	Pierre Lacroix
General Manager & Alternate Governor	Greg Sherman
Vice President of Hockey Op/Asst. G.M.	Craig Billington
Director of Player Personnel	Brad Smith
Director of Hockey Operations	Eric Lacroix
Executive Director of Hockey Administration	Charlotte Grahame
Head Coach	Joe Sacco
Assistant Coaches	Sylvain Lefebvre, Steve Konowalchuk
Video/Development Coach	Adam Deadmarsh
Head Athletic Trainer	Matthew Sokolowski
Assistant Athletic Trainer/Physical Therapist	Scott Woodward
Head Equipment Manager	Mark Miller
Assistant Equipment Managers	Kurt Harvey, Cliff Halstead
Strength & Conditioning Coach	Paul Goldberg
Massage Therapist	Gregorio Pradera
Sr. V.P. Communications & Business Operations	Jean Martineau
Director of Media Services/Internet	Brendan McNicholas
Manager of Media Relations/Website	Craig Stancher
Team Services Coordinator	Erin DeGraff
Arena (Capacity)	Pepsi Center (18,007)
Public Relations Phone	(303) 405-1100
Public Relations FAX	(303) 893-0614
Press Box	(303) 575-1926
Website	www.coloradoavalanche.com

EDMONTON OILERS VS. COLORADO AVALANCHE

Yearly Record 1979-80 to 2008-09

SEASON										AT EDMONTON				AT COLORADO			
GP	W	L	T	OTL	GF	GA	PTS	PCT.	W-L-T-OTL	GF	GA	W-L-T-OTL	GF	GA			
1979-80	4	2	2	0	—	15	11	4	.500	1-1-0-0	7	5	1-1-0-0	8	6		
1980-81	4	1	3	0	—	17	20	2	.250	0-2-0-0	6	11	1-1-0-0	11	9		
1981-82	3	1	2	0	—	23	19	2	.333	1-0-0-0	11	4	0-2-0-0	12	15		
1982-83	3	1	1	1	—	19	17	3	.500	1-1-0-0	14	12	0-0-1-0	5	5		
1983-84	3	3	0	0	—	21	10	6	1.000	1-0-0-0	8	1	2-0-0-0	13	9		
1984-85	3	3	0	0	—	19	5	6	1.000	2-0-0-0	15	5	1-0-0-0	4	0		
1985-86	3	2	1	0	—	16	11	4	.667	1-0-0-0	8	2	1-1-0-0	8	9		
1986-87	3	3	0	0	—	14	6	6	1.000	2-0-0-0	10	5	1-0-0-0	4	1		
1987-88	3	1	1	1	—	8	10	3	.500	1-0-0-0	4	1	0-1-1-0	4	9		
1988-89	3	3	0	0	—	19	9	6	1.000	2-0-0-0	12	5	1-0-0-0	7	4		
1989-90	3	3	0	0	—	15	5	6	1.000	1-0-0-0	5	1	2-0-0-0	10	4		
1990-91	3	3	0	0	—	16	11	6	1.000	2-0-0-0	9	5	1-0-0-0	7	6		
1991-92	2	2	0	0	—	14	4	4	1.000	1-0-0-0	8	2	1-0-0-0	6	2		
1992-93	2	0	2	0	—	5	9	0	.000	0-1-0-0	2	3	0-1-0-0	3	6		
1993-94	2	2	0	0	—	11	7	4	1.000	1-0-0-0	6	4	1-0-0-0	5	3		
1994-95	DID NOT PLAY																
1995-96	5	1	3	1	—	15	25	3	.300	0-1-1-0	4	7	1-2-0-0	11	18		
1996-97	5	0	4	1	—	11	21	1	.100	0-2-1-0	9	12	0-2-0-0	2	9		
1997-98	6	1	5	0	—	11	24	2	.167	0-3-0-0	3	14	1-2-0-0	8	10		
1998-99	6	3	3	0	—	20	20	6	.500	2-1-0-0	10	6	1-2-0-0	10	14		
1999-00	6	2	3	1	0	14	14	5	.417	1-2-0-0	7	8	1-1-1-0	7	6		
2000-01	5	1	3	1	0	12	14	3	.300	1-0-1-0	5	2	0-3-0-0	7	12		
2001-02	5	2	2	1	0	13	12	5	.500	1-1-1-0	9	9	1-1-0-0	4	3		
2002-03	5	2	2	1	0	11	12	5	.500	2-0-0-0	5	3	0-2-1-0	6	9		
2003-04	6	2	3	0	1	16	20	5	.417	1-1-0-1	9	10	1-2-0-0	7	10		
2004-05	DID NOT PLAY																
2005-06	8	4	4	0	0	25	30	8	.500	2-2-0-0	11	15	2-2-0-0	14	15		
2006-07	8	4	4	0	0	23	32	8	.500	1-3-0-0	14	22	3-1-0-0	10	10		
2007-08	8	2	4	0	2	24	32	6	.375	2-2-0-0	14	14	0-2-0-2	10	18		
2008-09	6	3	1	0	2	19	15	8		1-0-0-2	7	8	2-1-0-0	12	7		
TOTALS	123	57	53	8	5	447	425	127		31-23-4-3	232	196	26-30-4-2	215	229		
COLORADO	79	27	41	6	5	215	271	65		14-18-4-3	107	130	13-23-2-2	108	141		
QUEBEC	44	30	12	2	0	232	154	62	.705	17-5-0-0	125	66	13-7-2-0	107	88		

* Franchise in Quebec City from 1979-80 to 1994-95. Moved to Denver for 1995-96 season.

EDMONTON OILERS VS. COLORADO AVALANCHE

2008-09 Results & Statistics

At EDMONTON

Oct. 12/08	Oilers 3	Avalanche 2
Nov. 15/08	Oilers 2	Avalanche 3 SO
Mar. 14/09	Oilers 2	Avalanche 3 OT

At COLORADO

Oct. 23/08	Oilers 1	Avalanche 4
Jan. 16/09	Oilers 3	Avalanche 2
Mar. 19/09	Oilers 8	Avalanche 1

WINNING GOAL

Dustin Penner
Darcy Tucker
John-Michael Liles

WINNING GOAL

Paul Stastny
Shawn Horcoff
Shawn Horcoff

OILERS	GP	G	A	TP	+/-	PIM	AVALANCHE	GP	G	A	TP	+/-	PIM
Ales Hemsky	8	2	7	9	0	2	Darcy Tucker	5	2	2	4	0	2
Sheldon Souray	6	2	5	7	2	4	Paul Stastny	4	2	2	4	0	4
Sam Gagner	6	3	3	6	4	4	John-Michael Liles	6	1	3	4	1	5
Shawn Horcoff	6	4	1	5	-2	2	Cody McLeod	6	2	1	3	-1	21
Robert Nilsson	5	2	3	5	1	2	Ian Laperriere	5	1	2	3	0	24
Dustin Penner	5	2	2	4	3	2	Marek Svatos	6	0	3	3	-1	6
Tom Gilbert	6	1	3	4	1	0	Ben Guite	5	0	3	3	-1	4
Ales Kotalik	2	1	3	4	4	0	Joe Sakic	2	2	0	2	1	0
Ethan Moreau	6	1	2	3	5	4	Milan Hejduk	6	1	1	2	-1	0
Steve Staios	5	1	2	3	4	5	Scott Hannan	6	0	2	2	-4	0
Denis Grebeshkov	6	0	3	3	0	6	Wojtek Wolski	6	0	2	2	0	2
Kyle Brodziak	5	0	3	3	2	0	Jordan Leopold	4	0	2	2	0	2
Fernando Pisani	4	1	1	2	3	6	Chris Stewart	3	0	2	2	0	7
Liam Reddox	3	1	1	2	1	0	Tyler Arnason	6	1	0	1	-1	2
Ales Hemsky	5	0	2	2	-3	0	Ryan Smyth	6	1	0	1	-1	4
Andrew Coglian	6	0	1	1	0	2	T.J. Hensick	3	1	0	1	-1	2
Marc-Antoine Pouliot	5	0	1	1	-3	5	Ruslan Salei	5	0	1	1	0	2
Erik Cole	4	0	1	1	0	0	Brett Clark	6	0	0	0	0	0
Patrick O'Sullivan	2	0	1	1	-1	2	Adam Foote	3	0	0	0	1	0
Jason Strudwick	6	0	0	0	3	7	Cody McCormick	3	0	0	0	-1	5
Lubomir Visnovsky	4	0	0	0	-3	0	David Jones	2	0	0	0	-2	0
Ladislav Smid	3	0	0	0	1	6	Lawrence Nycholat	2	0	0	0	-1	0
Zachery Stortini	3	0	0	0	-2	22	Daniel Tjarnqvist	2	0	0	0	-1	0
Jesse Boulerice	1	0	0	0	0	0	Brian Willsie	2	0	0	0	0	0
Gilbert Brule	1	0	0	0	0	0	Kyle Cumiskey	1	0	0	0	0	0
Steve MacIntyre	1	0	0	0	0	0	T.J. Galiardi	1	0	0	0	-3	0
Theo Peckham	1	0	0	0	0	5	Derek Peltier	1	0	0	0	-2	0
Ryan Potulny	1	0	0	0	1	0	Michael Vernace	1	0	0	0	-2	2

OILERS GOALTENDERS

	GP	MIN	W-L-OT	SO	GA	SA	SV	GAA	SV%
Dwayne Roloson	3	186	1-0-2	0	6	89	83	1.94	.933
Mathieu Garon	3	180	2-1-0	0	8	97	89	2.67	.918

AVALANCHE GOALTENDERS

	GP	MIN	W-L-OT	SO	GA	SA	SV	GAA	SV%
Andrew Raycroft	1	59	0-1-0	0	3	37	34	3.06	.919
Peter Budaj	5	304	3-2-0	0	16	124	108	3.16	.871

GOALS BY PERIOD

	1	2	3	OT	TOTAL	SHOTS BY PERIOD	1	2	3	OT	TOTAL
Oilers	7	4	8	0	19	Oilers	66	38	56	1	161
Avalanche	4	5	4	1	14	Avalanche	53	63	66	4	186

POWERPLAY

	PPG	ATT	PCT.	PENALTY KILLING	PK	TSH	PCT.
Oilers	6	23	26.1	Oilers	4	23	17.4
Avalanche	19	23	82.6	Avalanche	17	23	73.9

VS. COLUMBUS BLUE JACKETS



COLUMBUS BLUE JACKETS

Nationwide Arena
200 W. Nationwide Blvd.
Columbus, OH 43215

2009-10 Games vs. COLUMBUS

At Edmonton – January 20 &
February 26
At Columbus – November 5 &
November 18

CLUB DIRECTORY

Majority Owner/Governor	John P. McConnell
President/Alternate Governor	Mike Priest
Sr. Vice President of Business Operations	Larry Hoepfner
Sr. Vice President General Counsel	Greg Kirstein
Vice President of Corporate Development	Cameron Scholvin
Vice President of Marketing	Marc Gregory
Vice President of Public Relations	Todd Sharrock
Chief Financial Officer	T.J. LaMendola
Vice President of Premium Seating Sales	Paul D'Aiuto
General Manager	Scott Howson
Assistant General Manager	Chris MacFarland
Director of Hockey Ops. & Player Personnel	Don Boyd
Hockey Operations Coordinator	Julie Gamble
Manager of Hockey Administration	Josh Flynn
Head Coach	Ken Hitchcock
Assistant Coaches	Gary Agnew, Gord Murphy, Claude Noel
Goaltending Coach	Dave Rook
Strength & Conditioning Coach	Barry Brennan
Development Coach	Tyler Wright
Video Coordinator	Dan Singleton
Head Athletic Trainer / Assistants	Mike Vogt / Mark Teeple, Chris Strickland
Equipment Manager / Assistant	Tim LeRoy / Jamie Healy
Equipment Assistant	Jason Stypinski
Director of Communications	Karen Davis
Manager of Communications	Ryan Holtmann
Arena (Capacity)	Nationwide Arena (18,144)
Public Relations Phone	(614) 246-4625
Public Relations FAX	(614) 246-4007
Website	www.BlueJackets.com

EDMONTON OILERS VS. COLUMBUS BLUE JACKETS

Yearly Record 2000-01 to 2008-09

SEASON	GP	W	L	T	OTL	GF	GA	PTS	PCT.	AT EDMONTON		GF	GA	AT COLUMBUS		GF	GA
										W-L-T-OTL				W-L-T-OTL			
2000-01	4	3	1	0	0	14	11	6	.750	2-0-0-0	8	4	1-1-0-0	6	7		
2001-02	4	3	1	0	0	12	5	6	.750	1-1-0-0	4	3	2-0-0-0	8	2		
2002-03	4	3	0	1	0	18	9	7	.875	2-0-0-0	12	5	1-0-1-0	6	4		
2003-04	4	2	0	2	0	14	12	6	.750	2-0-0-0	7	5	0-0-2-0	7	7		
2004-05										DID NOT PLAY							
2005-06	4	2	0	0	2	12	8	6	.750	1-0-0-1	6	3	1-0-0-1	6	5		
2006-07	4	3	1	0	0	13	7	6	.750	1-1-0-0	5	6	2-0-0-0	8	1		
2007-08	4	3	1	0	0	11	9	6	.750	2-0-0-0	7	4	1-1-0-0	4	5		
2008-09	4	2	2	0	0	15	11	4		1-1-0-0	4	4	1-1-0-0	11	7		
TOTALS	32	21	6	3	2	109	72	47		12-3-0-1	53	34	8-3-3-1	56	38		

EDMONTON OILERS VS. COLUMBUS BLUE JACKETS

2008-09 Results & Statistics

At EDMONTON

Jan. 20/09 Oilers 0 Blue Jackets 1
Feb. 26/09 Oilers 4 Blue Jackets 3

WINNING GOAL

Ales Hemsky
Raffi Torres

At COLUMBUS

Nov. 5/08 Oilers 4 Blue Jackets 5
Nov. 18/08 Oilers 7 Blue Jackets 2

WINNING GOAL

Manny Malhotra
Marc-Antoine Pouliot

OILERS	GP	G	A	TP	+/-	PIM	BLUE JACKETS	GP	G	A	TP	+/-	PIM
Ales Hemsky	4	3	5	8	2	4	Kristian Huselius	4	2	1	3	-1	0
Tom Gilbert	4	1	5	6	2	2	Rick Nash	4	1	2	3	1	6
Lubomir Visnovsky	3	2	2	4	2	2	Raffi Torres	4	1	2	3	2	7
Shawn Horcoff	4	1	3	4	3	4	Derick Brassard	2	1	2	3	-1	0
Andrew Cogliano	4	2	1	3	1	4	Fedor Tyutin	4	0	3	3	1	0
Sheldon Souray	4	1	2	3	2	2	Jakub Voracek	4	0	3	3	-3	0
Dustin Penner	4	1	1	2	5	2	Jared Boll	4	1	1	2	1	4
Marc-Antoine Pouliot	3	1	1	2	2	0	Manny Malhotra	4	1	1	2	1	0
Sam Gagner	4	0	2	2	-1	0	Fredrik Modin	3	1	1	2	0	0
Kyle Brodziak	4	1	0	1	0	2	Jason Williams	2	1	1	2	2	0
Ethan Moreau	4	1	0	1	-3	6	Mike Commodore	4	0	2	2	-2	6
Denis Grebeshkov	2	1	0	1	1	0	Marc Methot	4	1	0	1	0	2
Erik Cole	4	0	1	1	-1	2	R.J. Umberger	4	1	0	1	-4	0
Robert Nilsson	4	0	1	1	-2	2	Michael Peca	4	0	1	1	-1	0
Jason Strudwick	3	0	1	1	0	5	Kris Russell	2	0	1	1	1	0
Fernando Pisani	2	0	1	1	-1	0	Jan Hejda	4	0	0	0	-2	2
Steve Staios	4	0	0	0	-2	4	Andrew Murray	4	0	0	0	-2	0
Ladislav Smid	3	0	0	0	0	0	Christian Backman	3	0	0	0	0	2
Steve MacIntyre	2	0	0	0	0	2	Jason Chimera	2	0	0	0	-1	4
Liam Reddox	2	0	0	0	1	2	Derek Dorsett	2	0	0	0	0	0
Jesse Boulerice	1	0	0	0	0	0	Ole-Kristian Tollefsen	2	0	0	0	-2	2
Gilbert Brule	1	0	0	0	-1	0	Chris Gratton	1	0	0	0	0	0
Theo Peckham	1	0	0	0	-1	2	Aaron Rome	1	0	0	0	0	0
Zachery Stortini	1	0	0	0	0	2							

OILERS GOALTENDER	GP	MIN	W-L-OT	SO	GA	SA	SV	GAA	SV%
Dwayne Roloson	4	238	2-2-0	0	11	132	121	2.77	.917

BLUE JACKETS GOALTENDERS	GP	MIN	W-L-OT	SO	GA	SA	SV	GAA	SV%
Steve Mason	3	179	2-1-0	1	8	67	59	2.68	.881
Pascal Leclaire	1	60	0-1-0	0	7	19	12	7.00	.632

GOALS BY PERIOD						SHOTS BY PERIOD					
	1	2	3	OT	TOTAL		1	2	3	OT	TOTAL
Oilers	3	4	8	0	15	Oilers	23	26	37	0	86
Blue Jackets	1	5	5	0	11	Blue Jackets	38	58	36	0	132
POWERPLAY						PENALTY KILLING					
		PPG	ATT		PCT.				PK	TSH	PCT.
Oilers		4	12		33.3	Oilers			17	19	89.5
Blue Jackets		2	19		10.5	Blue Jackets			8	12	66.7

VS. DALLAS STARS



DALLAS STARS

American Airlines Arena
Office Address:
2601 Avenue of the Stars
Frisco, TX 75034

2009-10 Games vs. DALLAS

At Edmonton – October 6,
January 22
At Dallas – December 5, April 2

CLUB DIRECTORY

General Manager	Joe Nieuwendyk
Director, Scouting & Player Development	Les Jackson
Assistant General Manager	Frank Provenzano
Director, Player Personnel	Dave Taylor
General Manager, Texas Stars	Scott White
Head Coach	Marc Crawford
Assistant Coaches	Stu Barnes, Charlie Huddy
Goaltending Consultant	Andy Moog
Strength and Conditioning Coach	J.J. McQueen
Director, Team Services	Les Moake
Head Athletic Trainer	David Zeis
Associate Athletic Trainer	Craig Lowry
Head Equipment Manager	Steve Sumner
Assistant Equipment Manager	Chris Davidson-Adams
Equipment Assistant	Dennis Soetaert
Massage Therapist	Cleo Bates
Asst. Strength and Conditioning Coach	Manny Hernandez
Manager, Hockey Administration	Mark Janko
Assistant Vice-President, Communications	Rob Scichil
Manager, Communications	Graham Clark
Communications Assistant	Olivia Kierspert
Arena (Capacity)	American Airlines Center (18,532)
Media Relations Phone	(214) 387-5500
Media Relations FAX	(214) 387-5564
Ticket Information	(214) GO STARS
Website	www.dallasstars.com

EDMONTON OILERS VS. DALLAS STARS

Yearly Record 1979-80 to 2008-09

AT EDMONTON										AT DALLAS									
SEASON	GP	W	L	T	OTL	GF	GA	PTS	PCT.	W-L-T-OTL	GF	GA	W-L-T-OTL	GF	GA				
1979-80	4	1	1	2	—	12	15	4	.500	0-0-2-0	6	6	1-1-0-0	6	9				
1980-81	4	1	2	1	—	9	14	3	.375	0-1-1-0	3	5	1-1-0-0	6	9				
1981-82	3	2	0	1	—	18	12	5	.833	2-0-0-0	16	10	0-0-1-0	2	2				
1982-83	3	2	1	0	—	22	11	4	.667	1-0-0-0	8	2	1-1-0-0	14	9				
1983-84	3	2	0	1	—	18	13	5	.833	2-0-0-0	16	11	0-0-1-0	2	2				
1984-85	3	3	0	0	—	18	11	6	1.000	1-0-0-0	6	3	2-0-0-0	12	8				
1985-86	3	2	1	0	—	13	12	4	.667	2-0-0-0	13	8	0-1-0-0	0	4				
1986-87	3	2	0	1	—	11	9	5	.833	0-0-1-0	2	2	2-0-0-0	9	7				
1987-88	3	2	0	1	—	21	12	5	.833	2-0-0-0	16	7	0-0-1-0	5	5				
1988-89	3	1	0	2	—	9	8	4	.667	0-0-1-0	3	3	1-0-1-0	6	5				
1989-90	3	3	0	0	—	14	3	6	1.000	2-0-0-0	9	3	1-0-0-0	5	0				
1990-91	3	0	2	1	—	3	11	1	.167	0-0-1-0	1	1	0-2-0-0	2	10				
1991-92	3	3	0	0	—	17	11	6	1.000	1-0-0-0	5	3	2-0-0-0	12	8				
1992-93	4	3	0	1	—	15	8	7	.875	2-0-0-0	10	4	1-0-1-0	5	4				
1993-94	4	0	4	0	—	13	20	0	.000	0-2-0-0	8	11	0-2-0-0	5	9				
1994-95	4	1	2	1	—	10	12	3	.375	1-1-0-0	5	6	0-1-1-0	5	6				
1995-96	4	1	3	0	—	10	18	2	.250	0-2-0-0	5	9	1-1-0-0	5	9				
1996-97	4	0	4	0	—	6	18	0	.000	0-2-0-0	4	10	0-2-0-0	2	8				
1997-98	4	1	3	0	—	8	10	2	.250	1-1-0-0	5	3	0-2-0-0	3	7				
1998-99	4	0	3	1	—	9	19	1	.125	0-1-1-0	4	8	0-2-0-0	5	11				
1999-00	4	0	3	1	0	6	9	1	.125	0-1-1-0	4	5	0-2-0-0	2	4				
2000-01	4	1	3	0	0	11	15	2	.250	1-1-0-0	7	7	0-2-0-0	4	8				
2001-02	4	1	2	1	0	8	13	3	.375	1-1-0-0	7	7	0-1-1-0	1	6				
2002-03	4	1	2	0	1	8	14	3	.375	1-0-0-1	7	7	0-2-0-0	1	7				
2003-04	4	2	0	0	2	13	10	6	.750	1-0-0-1	6	4	1-0-0-1	7	6				
2004-05	DID NOT PLAY																		
2005-06	4	1	2	0	1	10	14	3	.375	0-1-0-1	5	7	1-1-0-0	5	7				
2006-07	4	1	2	0	1	11	12	3	.375	0-1-0-1	7	9	1-1-0-0	4	3				
2007-08	4	0	2	0	2	8	16	2	.250	0-1-0-1	2	6	0-1-0-1	6	10				
2008-09	4	2	2	0	0	14	11	4		2-0-0-0	9	3	0-2-0-0	5	8				
TOTALS	105	39	44	15	7	345	361	100		23-16-8-5	199	170	16-28-7-2	146	191				
DALLAS	60	12	37	4	7	145	211	35		8-15-2-5	85	102	4-22-2-2	60	109				
MINNESOTA	45	27	7	11	0	200	150	65	.722	15-1-6-0	114	68	12-6-5-0	86	82				

* Franchise in Minneapolis from 1979-80 to 1992-93. Moved to Dallas for 1993-94 season.

EDMONTON OILERS VS. DALLAS STARS

2008-09 Results & Statistics

At EDMONTON

Dec. 3/08 Oilers 5 Stars 2

Jan. 3/09 Oilers 4 Stars 1

WINNING GOAL

Marc-Antoine Pouliot

Sheldon Souray

At DALLAS

Nov. 30/08 Oilers 3 Stars 4

Feb. 19/09 Oilers 2 Stars 4

WINNING GOAL

Mike Modano

Fabian Brunnstrom

OILERS	GP	G	A	TP	+/-	PIM	STARS	GP	G	A	TP	+/-	PIM
Sheldon Souray	4	1	6	7	3	2	Mike Modano	4	3	1	4	1	2
Shawn Horcoff	4	2	3	5	3	2	Mike Ribeiro	4	1	2	3	-4	6
Kyle Brodziak	4	2	1	3	2	2	Fabian Brunnstrom	3	1	2	3	1	0
Andrew Cogliano	4	2	1	3	-1	0	James Neal	4	1	1	2	-3	0
Ales Hemsky	3	2	1	3	3	2	Toby Petersen	4	1	1	2	1	0
Dustin Penner	4	1	2	3	0	7	Jere Lehtinen	2	1	1	2	0	2
Lubomir Visnovsky	3	1	2	3	1	2	Trevor Daley	4	0	2	2	0	2
Sam Gagner	4	0	3	3	0	0	Loui Eriksson	4	0	2	2	-1	2
Liam Reddox	4	1	1	2	1	2	Brad Richards	3	0	2	2	-2	0
Erik Cole	4	1	0	1	0	16	Chris Conner	2	0	2	2	2	0
Marc-Antoine Pouliot	2	1	0	1	0	2	Krystofer Barch	4	1	0	1	0	27
Ethan Moreau	4	0	1	1	2	23	Sean Avery	1	1	0	1	-1	0
Steve Staios	4	0	1	1	-2	0	Raymond Sawada	1	1	0	1	0	0
Robert Nilsson	3	0	1	1	-1	2	Matt Niskanen	4	0	1	1	-2	0
Ladislav Smid	2	0	1	1	-1	4	Darryl Sydor	4	0	1	1	-4	2
Rob Schremp	1	0	1	1	1	2	Steve Ott	2	0	1	1	-1	2
Tom Gilbert	4	0	0	0	4	0	Brian Sutherby	2	0	1	1	-1	2
Zachery Stortini	4	0	0	0	-2	20	Nicklas Grossman	4	0	0	0	1	8
Jason Strudwick	4	0	0	0	-1	7	Stephane Robidas	4	0	0	0	-3	6
Denis Grebeshkov	3	0	0	0	2	0	Mark Parrish	3	0	0	0	0	2
Gilbert Brule	1	0	0	0	0	2	Landon Wilson	3	0	0	0	-1	9
J-F Jacques	1	0	0	0	1	0	Andrew Hutchinson	2	0	0	0	2	0
Theo Peckham	1	0	0	0	0	10	Doug Janik	2	0	0	0	-2	0
							Mark Fistric	1	0	0	0	1	14
							Joel Lundqvist	1	0	0	0	0	0

OILERS GOALTENDERS	GP	MIN	W-L-OT	SO	GA	SA	SV	GAA	SV%
Dwayne Roloson	2	116	1-1-0	0	5	64	59	2.58	.922
Mathieu Garon	1	60	1-0-0	0	2	25	23	2.00	.920
Jeff Drouin-Deslauriers	1	60	0-1-0	0	4	26	22	4.03	.846
STARS GOALTENDER	GP	MIN	W-L-OT	SO	GA	SA	SV	GAA	SV%
Marty Turco	4	239	2-2-0	0	13	91	78	3.26	.857

GOALS BY PERIOD	1	2	3	OT	TOTAL	SHOTS BY PERIOD	1	2	3	OT	TOTAL
Oilers	5	4	5	0	14	Oilers	30	31	31	0	92
Stars	4	2	5	0	11	Stars	42	36	37	0	115
POWERPLAY		PPG	ATT	PCT.		PENALTY KILLING			PK	TSH	PCT.
Oilers		3	16	18.8		Oilers			17	20	85.0
Stars		3	20	15.0		Stars			13	16	81.2

VS. DETROIT RED WINGS



DETROIT RED WINGS

Joe Louis Arena
19 Steve Yzerman Drive
Detroit, MI 48226

2009-10 Games vs. DETROIT

At Edmonton – October 29,
March 19
At Detroit – December 3,
March 30

CLUB DIRECTORY

Owner/Governor	Mike Ilitch
Owner/Secretary-Treasurer	Marian Ilitch
President and CEO Ilitch Holdings/Alternate Governor Red Wings	Christopher Ilitch
Senior Vice President/Alternate Governor	Jim Devellano
Executive Vice President/General Manager	Ken Holland
Vice President/Hockey	Steve Yzerman
Vice President/Assistant General Manager	Jim Nill
Senior Vice President of Business Affairs	Steven Violetta
Vice President Olympia Entertainment/Director of Hockey Administration	Ryan Martin
Director of Player Development	Jiri Fischer
Head Coach	Mike Babcock
Assistant Coaches	Paul MacLean, Brad McCrimmon
Video Coach	Keith McKittrick
Goaltending Coach	Jim Bedard
Athletic Therapist	Piet Van Zant
Head Equipment Manager	Paul Boyer
Assistant Athletic Therapist	Russ Baumann
Assistant Equipment Managers	John Remejes, Adam Sheehan
Team Masseurs	Sergei Tchekmarev, Lynne Newman
Senior Director of Communications	John Hahn
Media Relations Manager	Todd Beam
Public Relations Coordinator	Lisa Hickok
Arena (Capacity)	Joe Louis Arena (20,066)
Public Relations Phone	(313) 394-7000
Public Relations FAX	(313) 567-0296
Media Hotline	(313) 396-7599
Website	www.detroitredwings.com

EDMONTON OILERS VS. DETROIT RED WINGS

Yearly Record 1979-80 to 2008-09

										AT EDMONTON			AT DETROIT		
SEASON	GP	W	L	T	OTL	GF	GA	PTS	PCT.	W-L-T-OTL	GF	GA	W-L-T-OTL	GF	GA
1979-80	4	1	2	1	—	15	16	3	.375	0-1-1-0	7	9	1-1-0-0	8	7
1980-81	4	2	1	1	—	16	12	5	.625	1-0-1-0	9	6	1-1-0-0	7	6
1981-82	3	2	0	1	—	19	11	5	.833	1-0-0-0	8	4	1-0-1-0	11	7
1982-83	3	2	1	0	—	19	16	4	.667	1-1-0-0	12	11	1-0-0-0	7	5
1983-84	3	3	0	0	—	22	9	6	1.000	1-0-0-0	8	3	2-0-0-0	14	6
1984-85	3	3	0	0	—	19	14	6	1.000	2-0-0-0	13	9	1-0-0-0	6	5
1985-86	3	3	0	0	—	22	7	6	1.000	1-0-0-0	12	3	2-0-0-0	10	4
1986-87	3	3	0	0	—	15	9	6	1.000	2-0-0-0	10	6	1-0-0-0	5	3
1987-88	3	1	2	0	—	11	15	2	.333	0-1-0-0	1	4	1-1-1-0	10	11
1988-89	3	1	2	0	—	16	18	2	.333	1-1-0-0	14	13	0-1-0-0	2	5
1989-90	3	1	2	0	—	15	15	2	.333	0-1-0-0	4	6	1-1-0-0	11	9
1990-91	3	1	1	1	—	11	12	3	.500	1-0-1-0	8	7	0-1-0-0	3	5
1991-92	3	0	2	1	—	7	12	1	.167	0-1-0-0	1	4	0-1-1-0	6	8
1992-93	3	0	2	1	—	7	12	1	.167	0-1-1-0	5	8	0-1-0-0	2	4
1993-94	4	3	1	0	—	13	12	6	.750	2-0-0-0	8	5	1-1-0-0	5	7
1994-95	4	1	3	0	—	10	15	2	.250	1-1-0-0	6	6	0-2-0-0	4	9
1995-96	4	0	4	0	—	7	21	0	.000	0-2-0-0	5	8	0-2-0-0	2	13
1996-97	4	0	2	2	—	5	11	2	.250	0-1-1-0	5	9	0-1-1-0	0	2
1997-98	4	2	2	0	—	11	15	4	.500	1-1-0-0	5	9	1-1-0-0	6	4
1998-99	4	1	3	0	—	10	14	2	.250	1-1-0-0	6	7	0-2-0-0	4	7
1999-00	4	1	2	1	0	8	13	3	.375	1-0-1-0	5	4	0-2-0-0	3	9
2000-01	4	3	0	0	1	11	9	7	.875	2-0-0-0	4	2	1-0-0-1	7	7
2001-02	4	0	2	1	1	6	11	2	.250	0-1-1-0	2	3	0-1-0-1	4	8
2002-03	4	2	1	1	0	12	14	5	.625	1-0-1-0	5	4	1-1-0-0	7	10
2003-04	4	0	2	2	0	7	14	2	.250	0-0-2-0	5	5	0-2-0-0	2	9
2004-05	DID NOT PLAY														
2005-06	4	2	1	0	1	14	14	5	.625	1-0-0-1	9	9	1-1-0-0	4	5
2006-07	4	3	1	0	0	11	10	6	.750	2-0-0-0	7	4	1-1-0-0	4	6
2007-08	4	2	2	0	0	11	12	4	.500	1-1-0-0	5	5	1-1-0-0	6	7
2008-09	4	0	4	0	0	8	19	0		0-2-0-0	5	7	0-2-0-0	3	12
TOTALS	104	43	45	13	3	357	382	102		24-17-10-1	194	180	19-28-3-2	163	202

EDMONTON OILERS VS. DETROIT RED WINGS

2008-09 Results & Statistics

At EDMONTON

Nov. 20/08 Oilers 3 Red Wings 4

Mar. 24/09 Oilers 2 Red Wings 3

WINNING GOAL

Jiri Hudler

Valtteri Filppula

At DETROIT

Nov. 17/08 Oilers 0 Red Wings 4

Feb. 7/09 Oilers 3 Red Wings 8

WINNING GOAL

Niklas Kronwall

Marian Hossa

OILERS	GP	G	A	TP	+/-	PIM	RED WINGS	GP	G	A	TP	+/-	PIM
Denis Grebeshkov	4	1	2	3	0	2	Jiri Hudler	4	3	3	6	1	0
Robert Nilsson	4	0	3	3	-2	2	Brian Rafalski	4	1	5	6	2	4
Marc-Antoine Pouliot	4	1	1	2	-1	2	Niklas Kronwall	3	1	4	5	4	0
Dustin Penner	3	1	1	2	-2	2	Nicklas Lidstrom	4	1	3	4	5	4
Zachery Stortini	2	1	1	2	-2	5	Henrik Zetterberg	4	0	4	4	5	6
Lubomir Visnovsky	2	1	1	2	-1	0	Pavel Datsyuk	4	2	1	3	3	0
Tom Gilbert	4	0	2	2	0	2	Marian Hossa	4	2	1	3	3	0
Ales Hemsky	4	0	2	2	-4	4	Valtteri Filppula	4	1	2	3	4	4
Andrew Coglianoo	4	1	0	1	-1	0	Johan Franzen	4	1	2	3	4	0
Sheldon Souray	4	1	0	1	-2	11	Brett Lebda	3	1	2	3	2	0
Ales Kotalik	1	1	0	1	0	0	Mikael Samuelsson	4	2	0	2	1	0
Sam Gagner	4	0	1	1	-3	2	Andreas Lilja	3	0	2	2	3	11
Erik Cole	3	0	1	1	-2	2	Tomas Kopecky	3	1	0	1	1	4
Ladislav Smid	3	0	1	1	-2	4	Daniel Cleary	2	1	0	1	1	4
Kyle Brodziak	4	0	0	0	-2	0	Jonathan Ericsson	1	1	0	1	1	0
Ethan Moreau	4	0	0	0	0	6	Ville Leino	1	1	0	1	1	0
Steve Staios	4	0	0	0	-5	2	Kris Draper	4	0	1	1	1	0
Jason Strudwick	4	0	0	0	-4	4	Kirk Maltby	4	0	1	1	1	2
Shawn Horcoff	3	0	0	0	-2	0	Brad Stuart	3	0	1	1	-1	0
Liam Reddox	3	0	0	0	-1	2	Tomas Holmstrom	2	0	1	1	1	2
Fernando Pisani	2	0	0	0	0	0	Derek Meech	1	0	1	1	0	2
Patrick O'Sullivan	1	0	0	0	-2	0	Chris Chelios	2	0	0	0	0	0
Theo Peckham	1	0	0	0	-2	0	Darren McCarthy	2	0	0	0	0	5
							Darren Helm	1	0	0	0	-2	2

OILERS GOALTENDERS

	GP	MIN	W-L-OT	SO	GA	SA	SV	GAA	SV%
Mathieu Garon	1	49	0-1-0	0	1	25	24	1.23	.960
Dwayne Roloson	4	149	0-3-0	0	15	111	96	6.05	.865
Jeff Drouin-Deslauriers	1	40	0-0-0	0	3	19	16	4.50	.842

RED WINGS GOALTENDERS

	GP	MIN	W-L-OT	SO	GA	SA	SV	GAA	SV%
Ty Conklin	3	180	3-0-0	1	5	73	68	1.67	.932
Chris Osgood	1	60	1-0-0	0	3	34	31	3.00	.912

GOALS BY PERIOD

	1	2	3	OT	TOTAL	SHOTS BY PERIOD	1	2	3	OT	TOTAL
Oilers	1	1	6	0	9	Oilers	42	24	41	0	107
Red Wings	9	4	6	0	19	Red Wings	53	54	48	0	155

POWERPLAY

	PPG	ATT	PCT.
Oilers	3	19	15.8
Red Wings	6	19	31.6

PENALTY KILLING

	PK	TSH	PCT.
Oilers	13	19	68.4
Red Wings	16	19	84.2

VS. FLORIDA PANTHERS



FLORIDA PANTHERS

BankAtlantic Center
One Panther Parkway
Sunrise, FL 33323

2009-10 Game vs. FLORIDA

At Florida – December 7

CLUB DIRECTORY

General Partner and Chairman of the Board/ Chief Executive Officer/Governor	Alan Cohen
(Panthers Hockey LC)	
Vice Chairman/Alternate Governor/Limited Partner	Cliff Viner (CGV Assets, LLC)
Managing Director/Limited Partner/ Chairman of Florida Panthers Foundation	Stu Siegel (Siegent S&E, LLC)
President/Chief Operating Officer	Michael R. Vormark
Sr. VP, Corporate Marketing & New Business Development	Pedro Goncalves
Sr. VP, Sales & Marketing	Chad Johnson
Chief Financial Officer, V.P. Finance	Evelyn Lopez
General Manager, BankAtlantic Center/VP, Operations	Brett Stefansson
General Manager/V.P. incredibleCE	Jeff Campol
Vice President, Human Resources/Payroll	Carol Duncanson
Vice President, Real Estate Development	Juri Man
Vice President, Corporate Development	RJ Martino
Vice President, Broadcasting & Panthers Alumni	Randy Moller
Vice President, Business Affairs	Ed Wildermuth
Vice President, Sales and Service	Ryan McCoy
Executive Assistant to the President/COO	Heidi Leigh
Executive Assistant to Chief Financial Officer	Cathy Stevenson
General Manager	TBD
Assistant General Manager	Randy Sexton
Alternate Governor	William A. Torrey
Director of Player Personnel/Pro Scout	Jack Birch
Manager, Team Services	Mike Dixon
Head Coach	Peter DeBoer
Assistant Coach	Mike Kitchen
Assistant Coach	Jim Hulton
Strength & Conditioning Coach	Craig Slaunwhite
Video Coach	Jamie Pringle
Goaltending Coach	TBD
Head Athletic Trainer	David Zenobi
Assistant Athletic Trainer	Steve Dischiavi
Head Equipment Manager	Chris Scoppetto
Assistant Equipment Managers	Chris Moody, Jason MacDonald
Director, Communications	Justin Copertino
Director, Public Relations/ Editor in Chief, Panthers Insider	Matthew F. Sacco
Director of Internet and Publication Content	Dave Joseph
Arena (Capacity)	BankAtlantic Center (19,250)
Public Relations Phone	(954) 835-7000
Public Relations FAX	(954) 835-7700
Website	www.floridapanthers.com

EDMONTON OILERS VS. FLORIDA PANTHERS

Yearly Record 1993-94 to 2008-09

SEASON	GP	W	L	T	OTL	GF	GA	PTS	PCT.	AT EDMONTON W-L-T-OTL	GF	GA	AT FLORIDA W-L-T-OTL	GF	GA
1993-94	2	0	1	1	-	7	9	1	.250	0-1-0-0	3	5	0-0-1-0	4	4
1994-95										DID NOT PLAY					
1995-96	2	0	2	0	-	3	5	0	.000	0-1-0-0	2	3	0-1-0-0	1	2
1996-97	2	1	1	0	-	7	6	2	.500	1-0-0-0	4	0	0-1-0-0	3	6
1997-98	2	2	0	0	-	7	2	4	1.000	1-0-0-0	3	2	1-0-0-0	4	0
1998-99	1	0	1	0	-	1	3	0	.000	0-0-0-0	0	0	0-1-0-0	1	3
1999-00	2	0	1	1	0	3	4	1	.250	0-0-1-0	2	2	0-1-0-0	1	2
2000-01	1	0	0	1	0	2	2	1	.500	0-0-0-0	0	0	0-0-1-0	2	2
2001-02	2	1	1	0	0	10	7	2	.500	1-0-0-0	6	2	0-1-0-0	4	5
2002-03	1	1	0	0	0	4	0	2	1.000	0-0-0-0	0	0	1-0-0-0	4	0
2003-04	1	1	0	0	0	4	2	2	1.000	1-0-0-0	4	2	0-0-0-0	0	0
2004-05										DID NOT PLAY					
2005-06										DID NOT PLAY					
2006-07	1	1	0	0	0	4	1	2	1.000	1-0-0-0	4	1	0-0-0-0	0	0
2007-08	1	1	0	0	0	4	3	2	1.000	0-0-0-0	0	0	1-0-0-0	4	3
2008-09	1	0	1	0	0	0	2	0		0-1-0-0	0	2	0-0-0-0	0	0
TOTALS	19	8	8	3	0	56	46	19		5-3-1-0	28	19	3-5-2-0	28	27

EDMONTON OILERS VS. FLORIDA PANTHERS

2008-09 Results & Statistics

At EDMONTON

Dec. 11/08 Oilers 0 Panthers 2

WINNING GOAL

Stephen Weiss

OILERS	GP	G	A	TP	+/-	PIM	PANTHERS	GP	G	A	TP	+/-	PIM
Kyle Brodziak	1	0	0	0	0	0	Radek Dvorak	1	1	0	1	1	2
Gilbert Brule	1	0	0	0	0	0	Stephen Weiss	1	1	0	1	1	0
Andrew Cogliano	1	0	0	0	0	0	Michael Frolik	1	0	1	1	0	0
Erik Cole	1	0	0	0	-1	0	Bryan McCabe	1	0	1	1	0	0
Sam Gagner	1	0	0	0	0	0	Ville Peltonen	1	0	1	1	1	0
Tom Gilbert	1	0	0	0	0	0	Keith Ballard	1	0	0	0	0	2
Denis Grebeshkov	1	0	0	0	0	0	Jay Bouwmeester	1	0	0	0	1	0
Ales Hemsky	1	0	0	0	-1	0	Nick Boynton	1	0	0	0	0	0
Shawn Horcoff	1	0	0	0	-1	0	Gregory Campbell	1	0	0	0	0	0
Ethan Moreau	1	0	0	0	0	0	Jassen Cullimore	1	0	0	0	0	0
Dustin Penner	1	0	0	0	-1	0	Tanner Glass	1	0	0	0	0	0
Marc-Antoine Pouliot	1	0	0	0	0	0	Kamil Kreps	1	0	0	0	0	0
Liam Reddox	1	0	0	0	0	0	Shawn Matthias	1	0	0	0	0	0
Rob Schremp	1	0	0	0	0	0	Brett McLean	1	0	0	0	0	0
Ladislav Smid	1	0	0	0	0	0	Michal Repik	1	0	0	0	0	0
Sheldon Souray	1	0	0	0	-1	2	Karlis Skrastins	1	0	0	0	1	0
Steve Staios	1	0	0	0	0	0	Anthony Stewart	1	0	0	0	0	0
Lubomir Visnovsky	1	0	0	0	-1	0	Nick Tarnasky	1	0	0	0	0	0

OILERS GOALTENDER	GP	MIN	W-L-OT	SO	GA	SA	SV	GAA	SV%
Mathieu Garon	1	58	0-1-0	0	1	15	14	1.03	.933
PANTHERS GOALTENDER	GP	MIN	W-L-OT	SO	GA	SA	SV	GAA	SV%
Craig Anderson	1	60	1-0-0	1	0	41	41	0.00	1.000

GOALS BY PERIOD	1	2	3	OT	TOTAL	SHOTS BY PERIOD	1	2	3	OT	TOTAL
Oilers	0	0	0	0	0	Oilers	13	15	13	0	41
Panthers	0	1	1	0	2	Panthers	4	9	3	0	16
POWERPLAY		PPG	ATT	PCT.		PENALTY KILLING			PK	TSH	PCT.
Oilers		0	3	0.0		Oilers			1	1	100.0
Panthers		0	1	0.0		Panthers			3	3	100.0

VS. LOS ANGELES KINGS



LOS ANGELES KINGS

STAPLES Center
1111 South Figueroa Street
Los Angeles, CA 90015

2009-10 Games vs. LOS ANGELES

At Edmonton – November 25,
December 15
At Los Angeles – February 11,
April 10

CLUB DIRECTORY

Owner	Philip F. Anschutz
Owner	Edward P. Roski, Jr.
Governor	Timothy J. Leiweke
Chief Operating Officer/Chief Financial Officer	Dan Beckerman
President/General Manager, Alternate Governor	Dean Lombardi
President, Business Operations, Alternate Governor	Luc Robitaille
Chief Marketing Officer/Senior Vice President	Chris McGowan
Executive Administrative Assistant to the Governor	Carla Garcia
Executive Assistant to COO/CMO	Karen Zamora
Executive Assistant to President/General Manager	Tiffany Grommon
Executive Assistant to President, Business Operations	Kehly Sloane
Executive Assistant to Chief Marketing Officer	Alicia Gonzalez
Vice President/Assistant General Manager	Ron Hextall
Special Assistant to the General Manager	Jack Ferreira
Vice President/Hockey Operations and Legal Affairs	Jeff Solomon
Director of Team Operations	Marshall Dickerson
Head Coach	Terry Murray
Assistant Coaches	Mark Hardy, Jamie Kompon
Goaltending Coach	Bill Ranford
Video Coordinator	Ryan Colville
Player Development	Nelson Emerson
Pro Development and Special Assignments	Mike O'Connell
Goaltender Development	Kim Dillabaugh
Head Athletic Trainer	Chris Kingsley
Director of Rehabilitation/Assistant Athletic Trainer	Joe Caligiuri
Strength and Conditioning Coach	Tim Adams
Assistant Athletic Trainer	Myles Hirayama
Head Equipment Manager	Darren Granger
Assistant Equipment Managers	Corey Osmak, Dana Bryson
Vice President, Communications and Broadcasting	Michael Altieri
Senior Director, Communications	Jeff Moeller
Manager, Communications	Mike Kalinowski
Supervisor, Communications and Broadcasting	Jeremy Zager
Arena (Capacity)	STAPLES Center (18,118)
Public Relations Phone	(310) 742-7100
GM FAX	(310) 535-4525
Website	www.lakings.com

EDMONTON OILERS VS. LOS ANGELES KINGS

Yearly Record 1979-80 to 2008-09

Yearly Record 1979-80 to 2002-03

SEASON	GP	W	L	T	OTL	GF	GA	PTS	PCT.	AT EDMONTON			AT LOS ANGELES		
										W-L-T-OTL	GF	GA	W-L-T-OTL	GF	GA
1979-80	4	2	1	1	—	19	16	5	.625	1-0-1-0	8	6	1-1-0-0	11	10
1980-81	4	0	2	2	—	16	22	2	.250	0-0-2-0	10	10	0-2-0-0	6	12
1981-82	8	5	1	2	—	51	27	12	.750	3-0-1-0	31	13	2-1-1-0	20	14
1982-83	8	5	1	2	—	46	30	12	.750	3-1-0-0	25	19	2-0-2-0	21	11
1983-84	8	6	2	0	—	44	29	12	.750	3-1-0-0	25	13	3-1-0-0	19	16
1984-85	8	4	3	1	—	41	35	9	.563	3-1-0-0	27	17	1-2-1-0	14	18
1985-86	8	6	0	2	—	53	31	14	.875	3-0-1-0	26	15	3-0-1-0	27	16
1986-87	8	4	2	2	—	48	35	10	.625	1-1-2-0	23	22	3-1-0-0	25	13
1987-88	8	4	2	2	—	41	32	10	.625	3-0-1-0	21	12	1-2-1-0	20	20
1988-89	8	4	4	0	—	36	36	8	.500	2-2-0-0	18	17	2-2-0-0	18	19
1989-90	8	4	2	2	—	36	35	10	.625	2-1-1-0	18	17	2-1-1-0	18	18
1990-91	8	2	5	1	—	25	35	5	.313	2-2-0-0	13	13	0-3-1-0	12	22
1991-92	7	1	3	3	—	22	31	5	.357	1-1-2-0	12	16	0-2-1-0	10	15
1992-93	7	1	5	1	—	20	32	3	.214	0-3-1-0	11	17	1-2-0-0	9	15
1993-94	7	2	2	3	—	26	28	7	.500	1-1-1-0	14	13	1-1-2-0	12	15
1994-95	5	2	2	1	—	14	17	5	.500	1-1-0-0	5	4	1-1-1-0	9	13
1995-96	5	3	1	1	—	22	14	7	.700	2-0-1-0	15	9	1-1-0-0	7	5
1996-97	6	3	2	1	—	20	17	7	.583	2-1-0-0	7	7	1-1-1-0	13	10
1997-98	5	4	1	0	—	14	8	8	.800	1-1-0-0	3	3	3-0-0-0	11	5
1998-99	4	0	3	1	—	7	10	1	.125	0-2-0-0	4	6	0-1-1-0	3	4
1999-00	4	2	1	1	0	14	16	5	.625	2-0-0-0	11	7	0-1-1-0	3	9
2000-01	4	3	1	0	0	20	7	6	.750	1-1-0-0	7	4	2-0-0-0	13	3
2001-02	4	1	1	1	1	10	11	4	.500	0-1-1-0	4	6	1-0-0-1	6	5
2002-03	4	3	1	0	0	10	9	6	.750	1-1-0-0	3	4	2-0-0-0	7	5

CONTINUED...

EDMONTON OILERS VS. LOS ANGELES KINGS

Yearly Record 1979-80 to 2008-09

SEASON	GP	W	L	T	OTL	GF	GA	PTS	PCT.	AT EDMONTON W-L-T-OTL	GF	GA	AT LOS ANGELES W-L-T-OTL	GF	GA
2003-04	4	2	2	0	0	10	10	4	.500	1-1-0-0	6	5	1-1-0-0	4	5
2004-05									DID NOT PLAY						
2005-06	4	3	1	0	0	15	9	6	.750	2-0-0-0	9	3	1-1-0-0	6	6
2006-07	4	2	2	0	0	11	16	4	.500	1-1-0-0	8	10	1-1-0-0	3	6
2007-08	4	2	2	0	0	11	14	4	.500	1-1-0-0	6	7	1-1-0-0	5	7
2008-09	4	2	2	0	0	8	10	4		0-2-0-0	2	4	2-0-0-0	6	6
TOTALS	170	82	57	30	1	710	622	195		43-27-15-0	372	299	39-30-15-1	338	323

EDMONTON OILERS VS. LOS ANGELES KINGS

2008-09 Results & Statistics

At EDMONTON

Nov. 26/08 Oilers 1 Kings 2

Apr. 7/09 Oilers 1 Kings 2

AT LOS ANGELES

Dec. 5/08 Oilers 5 Kings 4 SO

Feb. 14/09 Oilers 3 Kings 2 SO

WINNING GOAL

Anze Kopitar

Wayne Simmonds

WINNING GOAL

Ales Hemsky

Sam Gagner

OILERS	GP	G	A	TP	+/-	PIM	KINGS	GP	G	A	TP	+/-	PIM
Dustin Penner	4	2	2	4	2	7	Alexander Frolov	4	2	2	4	-1	2
Ales Hemsky	4	1	3	4	1	0	Michal Handzus	4	1	3	4	-3	0
Shawn Horcoff	4	1	2	3	1	4	Anze Kopitar	4	2	1	3	2	2
Denis Grebeshkov	3	0	3	3	1	0	Oscar Moller	2	0	3	3	0	0
Andrew Cogliano	4	1	1	2	2	4	Dustin Brown	4	1	1	2	-1	6
Rob Schremp	1	0	2	2	1	0	Drew Dougherty	4	1	1	2	0	6
Ethan Moreau	4	1	0	1	1	9	Wayne Simmonds	4	1	1	2	-1	4
Marc-Antoine Pouliot	3	1	0	1	1	0	Patrick O'Sullivan	3	1	1	2	2	0
Fernando Pisani	1	1	0	1	1	0	Jarret Stoll	3	1	1	2	-1	0
Tom Gilbert	4	0	1	1	0	0	Kyle Quincey	3	0	2	2	0	2
Erik Cole	3	0	1	1	0	0	Kyle Calder	3	0	11		1	0
Sheldon Souray	4	0	0	0	0	4	Davis Drewiske	1	0	1	1	2	2
Steve Staios	4	0	0	0	-1	4	Matt Greene	4	0	0	0	-1	9
Jason Strudwick	4	0	0	0	-1	0	Peter Harrold	4	0	0	0	-1	2
Kyle Brodziak	3	0	0	0	0	0	Raitis Ivanans	4	0	0	0	0	12
Sam Gagner	3	0	0	0	-2	5	Sean O'Donnell	4	0	0	0	-1	0
Robert Nilsson	3	0	0	0	-2	2	Derek Armstrong	3	0	0	0	0	0
Liam Reddox	3	0	0	0	0	0	Denis Jr. Gauthier	3	0	0	0	-3	0
Ladislav Smid	3	0	0	0	0	6	Brad Richardson	3	0	0	0	-1	2
Zachery Stortini	3	0	0	0	0	10	Jack Johnson	2	0	0	0	1	12
Theo Peckham	2	0	0	0	1	7	John Zeiler	2	0	0	0	0	0
Lubomir Visnovsky	2	0	0	0	2	2	Brian Boyle	1	0	0	0	0	7
Ales Kotalik	1	0	0	0	0	0	Tom Preissing	1	0	0	0	0	0
Patrick O'Sullivan	1	0	0	0	-2	0	Edward Purcell	1	0	0	0	0	0
Tim Sestito	1	0	0	0	0	0	Justin Williams	1	0	0	0	0	0

OILERS GOALTENDERS	GP	MIN	W-L-OT	SO	GA	SA	SV	GAA	SV%
Dwayne Roloson	3	183	1-2-0	0	9	99	93	1.96	.939
Mathieu Garon	1	65	1-0-0	0	4	36	32	3.69	.889
KINGS GOALTENDERS	GP	MIN	W-L-OT	SO	GA	SA	SV	GAA	SV%
Jason LaBarbera	2	105	1-0-1	0	2	54	52	1.14	.963
Jonathan Quick	2	123	1-0-1	0	3	60	57	1.46	.950
Erik Ersberg	1	20	0-0-0	0	3	13	10	9.00	.769

GOALS BY PERIOD	1	2	3	OT	TOTAL	SHOTS BY PERIOD	1	2	3	OT	TOTAL
Oilers	6	1	1	0	8	Oilers	35	42	47	3	127
Kings	3	6	1	0	10	Kings	49	45	34	7	135
POWERPLAY		PPG	ATT	PCT.		PENALTY KILLING			PK	TSH	PCT.
Oilers		1	18	5.6		Oilers			10	14	71.4
Kinas		4	14	28.6		Kinas			17	18	94.4

VS. MINNESOTA WILD



MINNESOTA WILD

Xcel Energy Center
317 Washington Street
St. Paul, MN 55102

2009-10 Games vs. MINNESOTA

At Edmonton – October 16, March 5,
April 5
At Minnesota – December 23,
February 4, March 16

CLUB DIRECTORY

Owner/Governor	Craig Leipold
Minority Owner	Philip Falcone
Chief Operating Officer	Matt Majka
Chief Financial Officer	Jeff Pellegrom
Vice President, Brand Marketing	John Maher
Vice President, Customer Sales and Service/Exec. V.P., Houston Aeros and AHL Governor	Jamie Spencer
Vice President, Facility Admin./G.M., RiverCentre	Jim Ibister
Vice President/General Manager, Xcel Energy Center	Jack Larson
Vice President, Communications and Broadcasting	Bill Robertson
Vice President, Corporate Partnerships	Carin Anderson
Executive Assistant	Stephanie Huseby
Executive Assistant, Hockey Operations	Laura Kinzel
Administrative Assistant, Sales and Service, Creative Services and Marketing	Tawnya Vidnovic
Administrative Assistant, Communications and Broadcasting, Corporate Sales & Service, Human Resource Deb Hanson	
General Manager	Chuck Fletcher
Assistant General Managers	Brent Flahr, Tom Thompson
Assistant to the General Manager	Jim Mill
Head Coach	Todd Richards
Assistant Coaches	Mike Ramsey, Dave Barr
Goaltending Coach	Bob Mason
Strength and Conditioning Coach	Christopher Pietrzak-Wegner
Video Coordinator	P.J. DeLuca
Director of Professional Scouting	Blair Mackasey
Head Athletic Therapist	Don Fuller
Equipment Manager	Tony DaCosta
Assistant Athletic Trainer	Travis Green
Assistant Equipment Managers	Matt Benz, Brent Proulx
Director of Hockey Operations	Chris Snow
Director of Hockey Administration	Shep Harder
Hockey Operations Administrator	Cindy Sweiger
Manager, Media Relations and Team Services	Aaron Sickman
Coordinator, Media Relations and Team Services	Ryan Stanzel
Arena (Capacity)	Xcel Energy Center (18,064)
Public Relations Phone	(651) 602-6000
Public Relations FAX	(651) 222-1055
Tickets	(651) 222-9453
Website	www.wild.com

EDMONTON OILERS VS. MINNESOTA WILD

Yearly Record 2000-01 to 2008-09

SEASON	GP	W	L	T	OTL	GF	GA	PTS	PCT.	AT EDMONTON W-L-T-OTL	GF	GA	AT MINNESOTA W-L-T-OTL	GF	GA
2000-01	5	4	0	1	0	18	10	9	.900	2-0-1-0	8	3	2-0-0-0	10	7
2001-02	5	4	0	1	0	14	8	9	.900	2-0-0-0	5	3	2-0-1-0	9	5
2002-03	5	3	0	0	2	14	10	8	.800	2-0-0-1	8	4	1-0-0-1	6	6
2003-04	6	2	2	2	0	7	8	6	.500	0-1-2-0	3	4	2-1-0-0	4	4
2004-05	DID NOT PLAY														
2005-06	8	2	5	0	1	18	27	5	.313	0-4-0-0	8	17	2-1-1-0	10	10
2006-07	8	2	6	0	0	9	23	4	.250	1-3-0-0	6	12	1-3-0-0	3	11
2007-08	8	3	4	0	1	23	28	7	.438	3-1-0-0	16	13	0-3-0-1	7	15
2008-09	6	2	3	0	1	11	16	5		2-1-0-0	8	6	0-2-0-1	3	10
TOTALS	51	22	20	4	5	114	130	53		12-10-3-1	62	62	10-10-1-4	52	68

EDMONTON OILERS VS. MINNESOTA WILD

2008-09 Results & Statistics

At EDMONTON

Jan. 30/09 Oilers 3 Wild 1

Feb. 28/09 Oilers 3 Wild 2

Mar. 29/09 Oilers 2 Wild 3

AT MINNESOTA

Jan. 15/09 Oilers 1 Wild 5

Feb. 8/09 Oilers 2 Wild 3 SO

Mar. 22/09 Oilers 0 Wild 3

WINNING GOAL

Ethan Moreau

Tom Gilbert

Marian Gaborik

WINNING GOAL

Call Clutterbuck

Mikko Koivu

Owen Nolan

OILERS	GP	G	A	TP	+/-	PIM	WILD	GP	G	A	TP	+/-	PIM
Denis Grebeshkov	6	0	5	5	0	4	Pierre-Marc Bouchard	5	1	5	6	4	4
Ales Hemsky	5	2	2	4	2	8	Owen Nolan	5	2	3	5	1	2
Liam Reddix	4	1	2	3	2	0	James Sheppard	6	1	3	4	5	9
Shawn Horcoff	5	0	3	3	4	0	Andrew Brunette	6	2	1	3	0	0
Tom Gilbert	6	1	1	2	-1	0	Antti Miettinen	6	2	1	3	0	4
Ethan Moreau	6	1	1	2	-2	8	Stephane Veilleux	6	1	2	3	-3	2
Andrew Coglian	6	0	2	2	0	4	Kim Johnsson	6	0	3	3	0	6
Ladislav Smid	5	0	2	2	0	9	Mikko Koivu	6	0	3	3	-1	6
Robert Nilsson	3	0	2	2	0	2	Eric Belanger	6	2	0	2	-2	0
Sheldon Souray	6	1	0	1	-5	13	Marian Gaborik	2	1	1	2	1	0
Sam Gagner	5	1	0	1	-5	6	Nick Schultz	6	0	2	2	0	4
Fernando Pisani	3	1	0	1	1	2	Cal Clutterbuck	6	1	0	1	1	7
Zachery Stortini	3	1	0	1	1	5	Martin Skoula	6	1	0	1	2	0
Ales Kotalik	2	1	0	1	0	0	Brent Burns	4	1	0	1	3	2
Lubomir Visnovsky	2	1	0	1	0	0	Krystofer Kolanos	2	1	0	1	2	2
Dustin Penner	6	0	1	1	0	2	Dan Fritzsche	5	0	1	1	0	4
Marc-Antoine Pouliot	4	0	1	1	-2	0	Marek Zidlicky	5	0	1	1	0	12
Kyle Brodziak	6	0	0	0	-2	2	Peter Olvecky	3	0	1	1	-1	2
Steve Staios	6	0	0	0	-2	11	Marc-Andre Bergeron	6	0	0	0	0	4
Jason Strudwick	5	0	0	0	2	2	Derek Boogaard	4	0	0	0	0	7
Erik Cole	4	0	0	0	-1	2	Craig Weller	3	0	0	0	1	7
Steve MacIntyre	4	0	0	0	0	5	John Scott	2	0	0	0	1	5
Patrick O'Sullivan	2	0	0	0	-4	0	Kurtis Foster	1	0	0	0	0	0
Ryan Potulny	2	0	0	0	-1	0	Colton Gillies	1	0	0	0	0	0
Gilbert Brule	1	0	0	0	-1	2							
J-F Jacques	1	0	0	0	0	0							

OILERS GOALTENDER

	GP	MIN	W-L-OT	SO	GA	SA	SV	GAA	SV%
Dwayne Roloson	6	363	2-3-1	0	16	195	179	2.64	.918

WILD GOALTENDERS

	GP	MIN	W-L-OT	SO	GA	SA	SV	GAA	SV%
Niklas Backstrom	5	267	4-1-0	1	8	126	118	1.80	.937

Josh Harding	2	95	0-1-0	0	3	47	44	1.89	.936
--------------	---	----	-------	---	---	----	----	------	------

GOALS BY PERIOD

	1	2	3	OT	TOTAL	SHOTS BY PERIOD	1	2	3	OT	TOTAL
Oilers	5	3	3	0	11	Oilers	68	61	42	2	173
Wild	7	1	8	0	16	Wild	53	67	72	3	195

POWERPLAY

	PPG	ATT	PCT.	PENALTY KILLING	PK	TSH	PCT.
Oilers	2	26	7.7	Oilers	22	26	84.6
Wild	4	26	15.4	Wild	24	26	92.3

VS. MONTREAL CANADIENS



MONTREAL CANADIENS

Bell Centre
1260 de La Gauchetière Street
W. Montreal, QC H3B 5E8

2009-10 Games vs. MONTREAL

At Edmonton – October 10
At Montreal – March 11

CLUB DIRECTORY

Chairman and Governor	George N. Gillett Jr.
Vice-Chairman	Jeff Joyce
Managing Partner	Foster Gillett
President/CEO, Club de hockey Canadien & Bell Centre & Alternate Governor	Pierre Boivin
Exec. V.P., Hockey G.M./Alt. Governor	Bob Gainey
Assistant General Manager	Pierre Gauthier
Vice President, Hockey Operations	Julien BriseBois
Chief Financial Officer & Alternate Governor	Fred Steer
Vice President, Chief Sales and Marketing Officer	Ray Lalonde
Vice President, Communications and Community Relations	Donald Beauchamp
Vice President, Building Operations	Alain Gauthier
Vice President & General Manager, Gillett Entertainment Group	Jacques Aubé
President, Effix – Advertising and Sponsorship Sales	Francois Seigneur
President, Canadiens Alumni	Réjean Houle
Administrative Assistant to the President	Rolande Bernier
Director of Player Recruitment and Development	Trevor Timmins
Head Coach	Jacques Martin
Assistant Coaches	Perry Pearn, Kirk Muller
Goaltending Coach	Pierre Groulx
Team Services & Hockey Administration Manager	Claudine Crépín
Administrative Assistant to the General Manager	Suzanne Charlebois
Team Services Coordinator	Alain Gagnon
Head Athletic Therapist	Graham Rynbend
Athletic Therapist	Nick Addey-Jibb
Strength & Conditioning Coordinator	Lorne Goldenberg
Video Coach	Mario Leblanc
Equipment Manager	Pierre Gervais
Assistants to the Equipment Manager	Richard Généreux, Patrick Langlois, Pierre Ouellette
Director of Media Relations	Dominick Saillant
Administrative Assistant to the VP Communications	Sylvie Lambert
Communications Coordinator	François Marchand
Arena (Capacity)	Bell Centre (21,273)
Media Relations Phone	(514) 932-2582
Media Hotline	(514) 989-2835
Media Relations FAX	(514) 932-8285
Hockey	(514) 989-2717
Press Lounge	(514) 932-5258
Marketing	(514) 925-2145
Community Relations	(514) 925-2144
Website	www.canadiens.com

EDMONTON OILERS VS. MONTREAL CANADIENS

Yearly Record 1979-80 to 2008-09

Yearly Record 1979-80 to 1997-98

SEASON	GP	W	L	T	OTL	GF	GA	PTS	PCT.	AT EDMONTON	GF	GA	AT MONTREAL	GF	GA
										W-L-T-OTL			W-L-T-OTL		
1979-80	4	1	3	0	—	15	19	2	.250	1-1-0-0	8	10	0-2-0-0	7	9
1980-81	4	2	2	0	—	14	13	4	.500	2-0-0-0	13	4	0-2-0-0	1	9
1981-82	3	0	1	2	—	9	12	2	.250	0-1-0-0	3	6	0-0-2-0	6	6
1982-83	3	2	1	0	—	14	9	4	.667	2-0-0-0	12	5	0-1-0-0	2	4
1983-84	3	2	1	0	—	11	5	4	.667	1-0-0-0	6	1	1-1-0-0	5	4
1984-85	3	1	2	0	—	8	10	2	.333	0-2-0-0	3	8	1-0-0-0	5	2
1985-86	3	3	0	0	—	14	9	6	1.000	1-0-0-0	3	2	2-0-0-0	11	7
1986-87	3	3	0	0	—	14	10	6	1.000	2-0-0-0	9	6	1-0-0-0	5	4
1987-88	3	0	3	0	—	6	13	0	.000	0-1-0-0	1	4	0-2-0-0	5	9
1988-89	3	1	2	0	—	10	11	2	.333	1-1-0-0	5	4	0-1-0-0	5	7
1989-90	3	1	1	1	—	13	10	3	.500	1-0-0-0	6	2	0-1-1-0	7	8
1990-91	3	1	2	0	—	5	8	2	.333	0-2-0-0	1	6	1-0-0-0	4	2
1991-92	3	1	2	0	—	3	5	2	.333	1-1-0-0	3	4	0-1-0-0	0	1
1992-93	2	0	2	0	—	6	10	0	.000	0-1-0-0	3	6	0-1-0-0	3	4
1993-94	2	1	1	0	—	7	6	2	.500	1-0-0-0	6	3	0-1-0-0	1	3
1994-95										DID NOT PLAY					
1995-96	2	1	1	0	—	7	9	2	.500	0-1-0-0	1	4	1-0-0-0	6	5
1996-97	2	0	2	0	—	6	8	0	.000	0-1-0-0	4	5	0-1-0-0	2	3
1997-98	2	0	1	1	—	6	8	1	.250	0-1-0-0	3	5	0-0-1-0	3	3

CONTINUED...

EDMONTON OILERS VS. MONTREAL CANADIENS

Yearly Record 1979-80 to 2008-09

SEASON	GP	W	L	T	OTL	GF	GA	PTS	PCT.	AT EDMONTON W-L-T-OTL	GF	GA	AT MONTREAL W-L-T-OTL	GF	GA
1998-99	3	1	2	0	—	6	8	2	.333	0-2-0-0	2	7	1-0-0-0	4	1
1999-00	2	2	0	0	0	7	5	4	1.000	1-0-0-0	2	1	1-0-0-0	5	4
2000-01	3	1	2	0	0	7	10	2	.333	1-1-0-0	5	5	0-1-0-0	2	5
2001-02	2	2	0	0	0	10	7	4	1.000	2-0-0-0	10	7	0-0-0-0	0	0
2002-03	2	1	1	0	0	7	7	2	.500	1-0-0-0	5	4	0-1-0-0	2	3
2003-04	2	1	1	0	0	7	6	2	.500	0-1-0-0	3	4	1-0-0-0	4	2
2004-05									DID NOT PLAY						
2005-06	1	1	0	0	0	5	3	2	1.000	1-0-0-0	5	3	0-0-0-0	0	0
2006-07	1	0	0	0	1	2	3	1	.500	0-0-0-0	0	0	0-0-0-1	2	3
2007-08									DID NOT PLAY						
2008-09	2	1	0	0	1	10	6	3		1-0-0-0	7	2	0-0-0-1	3	4
TOTALS	69	30	33	4	2	229	230	66		20-17-0-0	129	118	10-16-4-2	100	112

EDMONTON OILERS VS. MONTREAL CANADIENS

2008-09 Results & Statistics

At EDMONTON

Feb. 11/09 Oilers 7 Canadiens 2

At MONTREAL

Mar. 10/09 Oilers 3 Canadiens 4

WINNING GOAL

Andrew Cogliano

WINNING GOAL

Saku Koivu

OILERS	GP	G	A	TP	+/-	PIM	CANADIENS	GP	G	A	TP	+/-	PIM
Andrew Cogliano	2	2	1	3	1	0	Mathieu Dandenault	2	1	2	3	2	0
Ales Hemsky	2	1	2	3	1	0	Saku Koivu	2	2	0	2	0	0
Tom Gilbert	2	0	3	3	5	2	Alex Tanguay	1	1	1	2	3	2
Sam Gagner	2	2	0	2	1	0	Tomas Plekanec	2	0	2	2	-1	4
Kyle Brodziak	2	1	1	2	0	0	Mathieu Schneider	1	0	2	2	0	0
Sheldon Souray	2	1	1	2	1	2	Francis Bouillon	1	1	0	1	1	0
Dustin Penner	1	1	1	2	1	0	Glen Metropolit	1	1	0	1	0	0
Shawn Horcoff	2	0	2	2	-1	0	Josh Gorges	2	0	1	1	3	2
Marc-Antoine Pouliot	2	0	2	2	2	0	Andrei Kostitsyn	2	0	1	1	-2	0
Liam Reddox	2	1	0	1	-2	0	Alex Kovalev	2	0	1	1	-2	4
Zachery Stortini	2	1	0	1	0	7	Andrei Markov	2	0	1	1	-2	2
Denis Grebeshkov	2	0	1	1	2	0	Matt D'Agostini	2	0	0	0	-1	0
Robert Nilsson	2	0	1	1	2	0	Roman Hamrlik	2	0	0	0	-1	0
Steve Staios	2	0	1	1	-1	4	Christopher Higgins	2	0	0	0	-2	2
Jason Strudwick	2	0	1	1	-1	0	Michael Komisarek	2	0	0	0	0	0
Ethan Moreau	1	0	1	1	-1	0	Tom Kostopoulos	2	0	0	0	-4	0
Patrick O'Sullivan	1	0	1	1	1	2	Maxim Lapierre	2	0	0	0	0	0
Ladislav Smid	2	0	0	0	-2	6	Ryan O'Byrne	2	0	0	0	-2	2
Erik Cole	1	0	0	0	1	0	Patrice Brisebois	1	0	0	0	-1	0
Ales Kotalik	1	0	0	0	-1	0	Georges Laraque	1	0	0	0	0	0
Fernando Pisani	1	0	0	0	0	0	Max Pacioretty	1	0	0	0	0	2
							Gregory Stewart	1	0	0	0	-1	5

OILERS GOALTENDER

Dwayne Roloson GP 2 MIN 122 W-L-OT 1-0-1 SO 0 GA 6 SA 64 SV 58 GAA 2.96 SV% .906

CANADIENS GOALTENDER

Carey Price GP 2 MIN 121 W-L-OT 1-1-0 SO 0 GA 10 SA 59 SV 49 GAA 4.94 SV% .831

GOALS BY PERIOD

Oilers 1 2 3 OT TOTAL
4 5 1 0 10
Canadiens 2 1 2 1 6

POWERPLAY

Oilers PPG 3 TSH 10 PCT. 30.0
Canadiens 1 10 10.0

SHOTS BY PERIOD

Oilers 1 2 3 OT TOTAL
20 25 14 0 59
Canadiens 19 11 33 1 64

PENALTY KILLING

Oilers PK TSH PCT.
9 10 90.0
Canadiens 7 10 70.0

VS. NASHVILLE PREDATORS



NASHVILLE PREDATORS

Sommet Center
501 Broadway
Nashville, TN 37203

2009-10 Games vs. NASHVILLE

At Edmonton – December 17,
January 12
At Nashville – October 12, March 2

CLUB DIRECTORY

OwnerPredators Holdings LLC
Chairman and GovernorDavid Freeman
Pres. Hockey Ops./G.M./Alt. GovernorDavid Poile
Pres. Business Ops. & Alt. GovernorEd Lang
Exec. V.P./Chief Sales OfficerChris Parker
Exec. V.P./Chief Marketing OfficerDerek Perez
Sr. V.P./Special Asst.to the PresidentGerry Helper
Sr. V.P./Chief Admin. Officer and Corporate CounselMichelle Kennedy
Assistant General ManagerPaul Fenton
Director of Hockey OperationsMichael Santos
Head CoachBarry Trotz
Associate CoachBrent Peterson
Assistant CoachPeter Horachek
Goaltending CoachMitch Korn
Video CoachRobert Bouchard
Strength and Conditioning CoachDavid Good
Head Athletic Trainer / AssistantDan Redmond / Andy Hosler
Equipment Manger / AssistantPete Rogers / Jeff Camelio
Equip Asst. / Locker Room Attend.Brad Peterson / Craig "Partner" Baugh
Manager of Hockey OperationsBrandon Walker
Director of CommunicationsTim Darling
Communications CoordinatorKevin Wilson
Corporate Communications CoordinatorJessica Jones
Arena (Capacity)Sommet Center (17,113)
Public Relations Phone(615) 770-2300
Public Relations FAX(615) 770-2309
Ticket Information(615) 770-PUCK
Websitewww.nashvillepredators.com

EDMONTON OILERS VS. NASHVILLE PREDATORS

Yearly Record 1998-99 to 2008-09

SEASON	GP	W	L	T	OTL	GF	GA	PTS	PCT.	AT EDMONTON			GF	GA	AT NASHVILLE			GF	GA
										W-L-T-OTL	GF	GA			W-L-T-OTL	GF	GA		
1998-99	4	2	1	1	—	11	10	5	.625	2-0-0-0	7	4	0-1-1-0	4	6				
1999-00	5	2	2	0	1	14	14	5	.500	1-0-0-1	6	5	1-2-0-0	8	9				
2000-01	4	3	1	0	0	14	8	6	.750	1-1-0-0	6	5	2-0-0-0	8	3				
2001-02	4	1	2	1	0	10	12	3	.375	0-2-0-0	4	7	1-0-1-0	6	5				
2002-03	4	3	0	0	1	13	10	7	.875	1-0-0-1	5	5	2-0-0-0	8	5				
2003-04	4	1	2	1	0	11	12	3	.375	1-1-0-0	8	8	0-1-1-0	3	4				
2004-05										DID NOT PLAY									
2005-06	4	3	1	0	0	14	8	6	.750	2-0-0-0	7	4	1-1-0-0	7	4				
2006-07	4	0	4	0	0	8	16	0	.000	0-2-0-0	3	9	0-2-0-0	5	7				
2007-08	4	0	4	0	0	8	19	0	.000	0-2-0-0	2	9	0-2-0-0	6	10				
2008-09	4	1	2	0	1	12	13	3		1-1-0-0	6	4	0-1-0-1	6	9				
TOTALS	41	16	19	3	3	115	122	38		9-9-0-2	54	60	7-10-3-1	61	62				

EDMONTON OILERS VS. NASHVILLE PREDATORS

2008-09 Results & Statistics

At EDMONTON

Dec. 28/08 Oilers 5 Predators 2

Feb. 1/09 Oilers 1 Predators 2

At NASHVILLE

Oct. 30/08 Oilers 1 Predators 3

Mar. 3/09 Oilers 5 Predators 6 OT

WINNING GOAL

Erik Cole

Martin Erat

WINNING GOAL

Shea Weber

Jason Arnott

OILERS	GP	G	A	TP	+/-	PIM	PREDATORS	GP	G	A	TP	+/-	PIM
Erik Cole	4	2	3	5	1	0	Jean-Pierre Dumont	4	1	5	6	2	0
Sam Gagner	3	2	3	5	3	0	David Legwand	4	2	3	5	4	0
Sheldon Souray	4	2	1	3	-2	2	Shea Weber	4	2	2	4	2	5
Ladislav Smid	4	0	3	3	2	0	Martin Erat	3	3	0	3	2	0
Lubomir Visnovsky	3	0	3	3	3	4	Steve Sullivan	2	2	1	3	1	0
Andrew Coglian	4	2	0	2	-1	0	Jason Arnott	4	1	2	3	1	2
Ales Hemsky	4	1	1	2	0	0	Ryan Suter	4	1	2	3	0	2
Shawn Horcoff	4	1	1	2	0	0	Joel Ward	4	0	3	3	1	2
Marc-Antoine Pouliot	4	1	0	1	2	2	Ryan Jones	3	0	2	2	1	0
J-F Jacques	1	1	0	1	0	0	Kevin Klein	3	0	2	2	-3	0
Dustin Penner	4	0	1	1	0	2	Patric Hornqvist	1	1	0	1	2	2
Steve Staios	4	0	1	1	0	4	Dan Hamhuis	4	0	1	1	3	2
Robert Nilsson	3	0	1	1	0	0	Greg Zanon	4	0	1	1	3	6
Zachery Stortini	3	0	1	1	-2	5	Vernon Fiddler	4	0	0	0	-2	2
Jason Strudwick	3	0	1	1	0	7	Jerred Smithson	4	0	0	0	-1	0
Fernando Pisani	2	0	1	1	-1	0	Wade Belak	3	0	0	0	-1	5
Kyle Brodziak	4	0	0	0	-2	0	Radek Bonk	3	0	0	0	-1	6
Tom Gilbert	4	0	0	0	-5	0	Greg De Vries	3	0	0	0	-4	0
Denis Grebeshkov	4	0	0	0	-1	2	Antti Pihlstrom	3	0	0	0	-3	0
Ethan Moreau	3	0	0	0	0	5	Jordin Tootoo	3	0	0	0	-3	5
Liam Reddix	2	0	0	0	-1	0	Ville Koistinen	2	0	0	0	1	0
Ryan Potulny	1	0	0	0	-1	0	Scott Nichol	1	0	0	0	0	0
							Cal O'Reilly	1	0	0	0	0	0
							Rich Peverley	1	0	0	0	0	0

OILERS GOALTENDERS

	GP	MIN	W-L-OT	SO	GA	SA	SV	GAA	SV%
Dwayne Roloson	3	181	1-1-1	0	10	102	92	3.32	.902
Mathieu Garon	1	59	0-1-0	0	3	25	22	3.07	.880

PREDATORS GOALTENDERS

	GP	MIN	W-L-OT	SO	GA	SA	SV	GAA	SV%
Pekka Rinne	4	211	3-0-0	0	8	105	97	2.28	.924
Dan Ellis	1	31	0-1-0	0	4	17	13	7.62	.765

GOALS BY PERIOD

	1	2	3	OT	TOTAL	SHOTS BY PERIOD	1	2	3	OT	TOTAL
Oilers	4	4	4	0	12	Oilers	45	40	37	0	122
Predators	5	3	4	1	13	Predators	38	53	33	3	127

POWERPLAY

	PPG	ATT	PCT.	PENALTY KILLING	PK	TSH	PCT.
Oilers	2	14	14.3	Oilers	8	10	80.0
Predators	8	10	20.0	Predators	12	14	85.7

VS. NEW JERSEY DEVILS



NEW JERSEY DEVILS

Prudential Center
165 Mulberry Street
Newark, NJ 07102

2009-10 Game vs. NEW JERSEY

At Edmonton – March 7

CLUB DIRECTORY

Owners	Jeff Vanderbeek, Michael Gilfillan, Peter Simon
Chairman/Managing Partner	Jeff Vanderbeek
President/CEO/General Manager	Lou Lamoriello
Sr. Executive Vice President/Chief Operating Officer	Chris Modrzynski
Executive Vice President, Operations	Peter S. McMullen
Executive Vice President/Chief Financial Officer	Scott Struble
Executive Vice President, Administration	Gordon Lavalette
Senior Vice President, General Counsel	Joseph C. Benedetti
Senior Vice President, Ticket Operations	Terry Farmer
Senior Vice President, Facilities	Mark Gheduzzi
Senior Vice President, Communications	Mike Levine
Vice President, Ticket Sales/Customer Service	David S. Beck
Vice President, Marketing/Community Development	Jeff Longo
Exec. V.P., Hockey Operations/Director, Scouting	David Conte
Sr. V.P., Hockey Ops./GM, Lowell/Trenton & Scout	Chris Lamoriello
Vice President, Hockey Operations	Stephen Pellegrini
Head Coach	Jacques Lemaire
Assistant Coaches	Mario Tremblay, Tommy Albelin
Goaltending Coach	Jacques Caron
Special Assignment Coaches	Larry Robinson, Scott Stevens, Jacques Lapierre, Pat Burns
Head Trainer	Richard Stinziano
Equipment Manager	Rich Matthews
Assistant Equipment Managers	Alex Abasto, Matthew Mitchell, Mike Thibault
Strength/Conditioning Coordinator	Michael Vasalani
Massage Therapist	Tommy Plasko
Senior Director, Communications	Jeff Altstadter
Assistant Director, Communications	Pete Albiets
Staff Writer/Coordinator, Communications	Eric Marin/Daniel Beam
Arena (Capacity)	Prudential Center (17,625)
Public Relations Phone	(973) 757-6100
Public Relations FAX	(973) 757-6399
Website	www.newjerseydevils.com

EDMONTON OILERS VS. NEW JERSEY DEVILS

Yearly Record 1979-80 to 2008-09

SEASON	GP	W	L	T	OTL	GF	GA	PTS	PCT.	AT EDMONTON			GF	GA	AT NEW JERSEY			GF	GA
										W-L-T-OTL	GF	GA			W-L-T-OTL	GF	GA		
1979-80*	4	2	2	0	—	15	13	4	.500	2-0-0-0	10	5	0-2-0-0	5	8				
1980-81*	4	4	0	3	1	—	10	14	1 .125	0-1-1-0	6	7	0-2-0-0	4	7				
1981-82*	8	5	2	1	—	41	32	11 .688		3-1-0-0	23	16	2-1-1-0	18	16				
1982-83	3	3	0	0	—	19	8	6 1.000		1-0-0-0	10	4	2-0-0-0	9	4				
1983-84	3	2	0	1	—	21	11	5 .833		1-0-1-0	16	7	1-0-0-0	5	4				
1984-85	3	2	1	0	—	9	9	4 .667		1-0-0-0	4	2	1-1-0-0	5	7				
1985-86	3	3	0	0	—	16	12	6 1.000		2-0-0-0	10	8	1-0-0-0	6	4				
1986-87	3	2	1	0	—	16	14	4 .667		1-0-0-0	7	4	1-1-0-0	9	10				
1987-88	3	1	2	0	—	20	19	2 .333		1-1-0-0	15	13	0-1-0-0	5	6				
1988-89	3	1	2	0	—	5	7	2 .333		0-1-0-0	2	4	1-1-0-0	3	3				
1989-90	2	0	1	2	—	9	12	2 .333		0-1-1-0	7	10	0-0-1-0	2	2				
1990-91	3	2	1	0	—	11	9	4 .667		0-1-0-0	2	5	2-0-0-0	9	4				
1991-92	3	1	1	1	—	8	8	3 .500		0-1-1-0	3	5	1-0-0-0	5	3				
1992-93	2	1	1	0	—	7	9	2 .500		1-0-0-0	6	4	0-1-0-0	1	5				
1993-94	2	0	1	1	—	5	8	1 .250		0-0-1-0	3	3	0-1-0-0	2	5				
1994-95									DID NOT PLAY										
1995-96	2	2	0	0	—	5	2	4 1.000		1-0-0-0	2	1	1-0-0-0	3	1				
1996-97	2	0	2	0	—	3	9	0 .000		0-1-0-0	2	3	0-1-0-0	1	6				
1997-98	2	0	1	1	—	3	5	1 .250		0-0-1-0	1	1	0-1-0-0	2	4				
1998-99	2	1	1	0	—	5	6	2 .500		0-1-0-0	1	4	1-0-0-0	4	2				
1999-00	1	1	0	0	0	3	1	2 1.000		0-0-0-0	0	0	1-0-0-0	3	1				

CONTINUED...

EDMONTON OILERS VS. NEW JERSEY DEVILS

Yearly Record 1979-80 to 2008-09

SEASON	GP	W	L	T	OTL	GF	GA	PTS	PCT.	AT EDMONTON W-L-T-OTL	GF	GA	AT NEW JERSEY W-L-T-OTL	GF	GA
2000-01	1	0	0	0	1	5	6	1	.500	0-0-0-1	5	6	0-0-0-0	0	0
2001-02	2	0	1	1	0	4	5	1	.250	0-1-0-0	1	2	0-0-1-0	3	3
2002-03	1	1	0	0	0	6	3	2	1.000	0-0-0-0	0	0	1-0-0-0	6	3
2003-04	1	0	0	0	1	2	3	1	.500	0-0-0-0	0	0	0-0-0-1	2	3
2004-05									DID NOT PLAY						
2005-06	1	0	0	0	1	1	2	1	.500	0-0-0-0	0	0	0-0-0-1	1	2
2006-07									DID NOT PLAY						
2007-08	1	0	1	0	0	1	3	0	.000	0-1-0-0	1	3	0-0-0-0	0	0
2008-09	1	1	0	0	0	2	1	2		0-0-0-0	0	0	1-0-0-0	2	1
TOTALS	67	31	24	9	3	252	231	74		14-11-6-1	137	117	17-13-3-2	115	114
NJ DEVILS	51	24	17	8	2	186	172	58		9-9-5-1	98	89	15-8-2-2	88	83
COLORADO	16	7	7	2	0	66	59	16	.500	5-2-1-0	39	28	2-5-1-0	27	31

* Franchise in Denver from 1979-80 to 1981-82. Moved to New Jersey for 1982-83 season.

EDMONTON OILERS VS. NEW JERSEY DEVILS

2008-09 Results & Statistics

AT NEW JERSEY
Nov. 9/08 Oilers 2 Devils 1

WINNING GOAL
Ales Hemsky

OILERS	GP	G	A	TP	+/-	PIM	DEVILS	GP	G	A	TP	+/-	PIM
Ales Hemsky	1	1	1	2	0	0	Zach Parise	1	1	0	1	1	0
Lubomir Visnovsky	1	0	2	2	1	2	David Johnny Oduya	1	0	1	1	1	0
Sheldon Souray	1	1	0	1	1	5	Travis Zajac	1	0	1	1	1	2
Kyle Brodziak	1	0	0	0	0	0	Nicklas Bergfors	1	0	0	0	0	0
Andrew Cogliano	1	0	0	0	0	2	Sheldon Brookbank	1	0	0	0	1	0
Erik Cole	1	0	0	0	0	0	David Clarkson	1	0	0	0	0	7
Sam Gagner	1	0	0	0	0	0	Patrick Davis	1	0	0	0	0	0
Tom Gilbert	1	0	0	0	-1	0	Patrik Elias	1	0	0	0	-1	0
Denis Grebeshkov	1	0	0	0	-1	0	Jamie Langenbrunner	1	0	0	0	1	2
Shawn Horcoff	1	0	0	0	0	0	Jay Leach	1	0	0	0	0	0
Ethan Moreau	1	0	0	0	0	0	John Madden	1	0	0	0	-1	0
Robert Nilsson	1	0	0	0	0	0	Mike Mottau	1	0	0	0	-1	0
Dustin Penner	1	0	0	0	0	0	Jay Pandolfo	1	0	0	0	-1	0
Fernando Pisani	1	0	0	0	0	0	Michael Rupp	1	0	0	0	0	0
Marc-Antoine Pouliot	1	0	0	0	0	0	Anssi Salmela	1	0	0	0	0	0
Steve Staios	1	0	0	0	0	0	Petr Vrana	1	0	0	0	0	0
Zachery Stortini	1	0	0	0	0	0	Colin (John) White	1	0	0	0	-1	0
Jason Strudwick	1	0	0	0	0	0	Dainius Zubrus	1	0	0	0	0	0

OILERS GOALTENDER	GP	MIN	W-L-OT	SO	GA	SA	SV	GAA	SV%
Jeff Drouin-Deslauriers	1	60	1-0-0	0	1	38	37	1.00	.974
DEVILS GOALTENDER	GP	MIN	W-L-OT	SO	GA	SA	SV	GAA	SV%
Scott Clemmensen	1	59	0-1-0	0	2	28	26	2.03	.929

GOALS BY PERIOD						SHOTS BY PERIOD					
	1	2	3	OT	TOTAL		1	2	3	OT	TOTAL
Oilers	0	2	0	0	2	Oilers	8	11	9	0	28
Devils	0	0	1	0	1	Devils	6	20	12	0	38
POWERPLAY		PPG		ATT	PCT.	PENALTY KILLING		PK		TSH	PCT.
Oilers			1	3	33.3	Oilers			2	2	100.0
Devils			0	2	0.0	Devils			2	3	66.7

VS. NEW YORK ISLANDERS



NEW YORK ISLANDERS

Nassau Veterans' Memorial Coliseum
Executive Office
1535 Old Country Rd.
Plainview, NY 11803

2009-10 Game vs. NEW YORK

At New York – November 2

CLUB DIRECTORY

Owner & Governor	Charles B. Wang
President & Alternate Governor	Chris Dey
General Manager & Alternate Governor	Garth Snow
Alternate Governor	Art McCarthy
Alternate Governor	Michael Picker
Alternate Governor	Roy Reichbach
Executive Director of Player Development	Bryan Trottier
Assistant G.M./Director of Amateur Scouting	Ryan Jankowski
Director of Pro Scouting	Ken Morrow
Assistant to the General Manager	Kerry Gwydir
Manager, Hockey Administration	Joanne Holeywa
Head Coach	Scott Gordon
Assistant Coaches	Dean Chynoweth, Scott Allen
Goaltending Coach	Mike Dunham
Goaltending Consultant	Sudarshan Maharaj
Assistant Player Development	Eric Cairns
Equipment Manager	Scott Boggs
Assistant Equipment Manager	Richard Krouse
Equipment Assistant	Tom Kitz
Head Athletic Trainer	Garrett Timms
Assistant Athletic Trainer	Nates Goto
Strength and Conditioning Coach	Jesse Demers
Director of Communications	Seth Aylbach
Communications Manager	Kimber Auerbach
Arena (Capacity)	Nassau Veteran's Memorial Coliseum(16,234)
Public Relations Phone	(516) 501-6700
Public Relations FAX	(516) 501-6850
Website	www.newyorkislanders.com

EDMONTON OILERS VS. NEW YORK ISLANDERS

Yearly Record 1979-80 to 2008-09

SEASON	GP	W	L	T	OTL	GF	GA	PTS	PCT.	AT EDMONTON		GF	GA	AT NEW YORK		GF	GA
										W-L-T-OTL				W-L-T-OTL			
1979-80	4	2	1	1	—	19	17	5	.675	2-0-0-0	12	8	0-1-1-0	7	9		
1980-81	4	0	2	2	—	15	21	2	.250	0-2-0-0	2	8	0-0-2-0	13	13		
1981-82	3	1	1	1	—	12	12	3	.500	1-0-0-0	4	3	0-1-1-0	8	9		
1982-83	3	0	3	0	—	8	14	0	.000	0-2-0-0	6	10	0-1-0-0	2	4		
1983-84	3	0	3	0	—	10	17	0	.000	0-1-0-0	2	4	0-2-0-0	8	13		
1984-85	3	2	0	1	—	16	12	5	.833	1-0-1-0	9	7	1-0-0-0	7	5		
1985-86	3	1	0	2	—	14	12	4	.667	1-0-0-0	6	4	0-0-2-0	8	8		
1986-87	3	2	0	1	—	13	6	5	.833	1-0-1-0	10	4	1-0-0-0	3	2		
1987-88	3	1	2	0	—	11	9	2	.333	1-0-0-0	5	1	0-2-0-0	6	8		
1988-89	3	2	1	0	—	11	8	4	.667	2-0-0-0	8	3	0-1-0-0	3	5		
1989-90	2	1	0	2	—	15	10	4	.667	0-0-1-0	5	5	1-0-1-0	10	5		
1990-91	3	3	0	0	—	11	3	6	1.000	2-0-0-0	5	2	1-0-0-0	6	1		
1991-92	3	3	0	0	—	13	7	6	1.000	2-0-0-0	9	5	1-0-0-0	4	2		
1992-93	3	0	2	1	—	8	16	1	.167	0-0-1-0	5	5	0-2-0-0	3	11		
1993-94	2	1	0	1	—	9	5	3	.750	1-0-0-0	5	1	0-0-1-0	4	4		
1994-95										DID NOT PLAY							
1995-96	2	1	1	0	—	4	3	2	.500	1-0-0-0	4	1	0-1-0-0	0	2		
1996-97	2	1	1	0	—	2	8	2	.500	0-1-0-0	1	0	0-1-0-0	1	8		
1997-98	2	0	1	1	—	5	7	1	.250	0-1-0-0	1	3	0-0-1-0	4	4		
1998-99	1	1	0	0	—	4	2	2	1.000	0-0-0-0	0	0	1-0-0-0	4	2		
1999-00	2	1	0	1	0	8	6	3	.750	0-0-1-0	4	4	1-0-0-0	4	2		
2000-01	1	0	1	0	0	2	4	0	.000	0-1-0-0	2	4	0-0-0-0	0	0		
2001-02	1	0	1	0	0	1	4	0	.000	0-0-0-0	0	0	0-1-0-0	1	4		
2002-03	2	0	2	0	0	4	9	0	.000	0-1-0-0	2	5	0-1-0-0	2	4		
2003-04	1	0	1	0	0	2	3	0	.000	0-0-0-0	0	0	0-1-0-0	2	3		

CONTINUED...

EDMONTON OILERS VS. NEW YORK ISLANDERS

Yearly Record 1979-80 to 2008-09

SEASON	GP	W	L	T	OTL	GF	GA	PTS	PCT.	AT EDMONTON W-L-T-OTL	GF	GA	AT NEW YORK W-L-T-OTL	GF	GA
2004-05										DID NOT PLAY					
2005-06	1	0	0	0	1	2	3	1	.500	0-0-0-0	0	0	0-0-0-1	2	3
2006-07										DID NOT PLAY					
2007-08	1	1	0	0	0	4	0	2	1.000	1-0-0-0	4	0	0-0-0-0	0	0
2008-09	1	1	0	0	0	3	2	2		1-0-0-0	3	2	0-0-0-0	0	0
TOTALS	63	25	23	14	1	226	220	65		18-8-5-0	114	89	7-15-9-1	112	131

EDMONTON OILERS VS. NEW YORK ISLANDERS

2008-09 Results & Statistics

AT NEW YORK

Jan. 5/09 Oilers 3 Islanders 2

WINNING GOAL

Andrew Cogliano

OILERS	GP	G	A	TP	+/-	PIM	ISLANDERS	GP	G	A	TP	+/-	PIM
Kyle Brodziak	1	1	0	1	2	0	Blake Comeau	1	1	0	1	1	0
Andrew Cogliano	1	1	0	1	1	0	Kyle Okposo	1	1	0	1	1	0
Jason Strudwick	1	1	0	1	2	0	Joshua Bailey	1	0	1	1	0	0
Tom Gilbert	1	0	1	1	2	0	Chris Campoli	1	0	1	1	0	2
Ethan Moreau	1	0	1	1	1	2	Sean Bergenheim	1	0	0	0	-2	0
Marc-Antoine Pouliot	1	0	1	1	1	0	Mike Comrie	1	0	0	0	0	0
Zachery Stortini	1	0	1	1	2	0	Bruno Gervais	1	0	0	0	-1	0
Erik Cole	1	0	0	0	0	0	Bill Guerin	1	0	0	0	0	0
Sam Gagner	1	0	0	0	0	0	Trent Hunter	1	0	0	0	-1	0
Denis Grebeshkov	1	0	0	0	-1	0	Tim Jackman	1	0	0	0	-1	2
Shawn Horcoff	1	0	0	0	-1	0	Freddy Meyer	1	0	0	0	0	0
Robert Nilsson	1	0	0	0	0	0	Richard Park	1	0	0	0	-2	0
Dustin Penner	1	0	0	0	-1	0	Thomas Pock	1	0	0	0	-1	0
Liam Reddox	1	0	0	0	-1	0	Jon Sim	1	0	0	0	-2	0
Ladislav Smid	1	0	0	0	1	0	Trevor Smith	1	0	0	0	0	0
Sheldon Souray	1	0	0	0	2	0	Mark Streit	1	0	0	0	-1	2
Steve Staios	1	0	0	0	0	2	Jeff Tambellini	1	0	0	0	0	0
Lubomir Visnovsky	1	0	0	0	0	0	Brendan Witt	1	0	0	0	-1	0

OILERS GOALTENDER

Dwayne Roloson

GP	MIN	W-L-OT	SO	GA	SA	SV	GAA	SV%
1	60	1-0-0	0	2	27	25	2.00	.926

ISLANDERS GOALTENDER

Joey MacDonald

GP	MIN	W-L-OT	SO	GA	SA	SV	GAA	SV%
1	59	0-1-0	0	3	26	23	3.05	.885

GOALS BY PERIOD

	1	2	3	OT	TOTAL
Oilers	0	2	1	0	3
Islanders	2	0	0	0	2

SHOTS BY PERIOD

	1	2	3	OT	TOTAL
Oilers	7	10	9	0	26
Islanders	13	10	4	0	27

POWERPLAY

	PPG	ATT	PCT.
Oilers	0	3	0.0
Islanders	1	2	50.0

PENALTY KILLING

	PK	TSH	PCT.
Oilers	1	2	50.0
Islanders	3	3	100.0

VS. NEW YORK RANGERS



NEW YORK RANGERS

Madison Square Garden
Two Pennsylvania Plaza
14th Floor
New York, NY 10121

2009-10 Game vs. NEW YORK

At Edmonton – November 5

CLUB DIRECTORY

President and Chief Executive Officer, Cablevision Systems Corporation; Chairman, MSG and Governor	James L. Dolan
Vice Chairman, Cablevision Systems Corporation; Vice Chairman, MSG and Alternate Governor	.. Hank J. Ratner
President, G.M. and Alternate Governor	.. Glen Sather
President, MSG Sports and Alternate Governor	.. Scott O'Neil
Sr. V.P., Finance and Controller	.. John Cudmore
Sr. V.P., Marketing Partnerships	.. Greg Elliott
Sr. V.P., Sports Marketing – Teams	.. Howard Jacobs
Sr. V.P., Team Operations	.. Mark Piazza
Deputy General Counsel & Sr. V.P. – Teams	.. Marc Schoenfeld
V.P., Marketing	.. Jeanie Baumgartner
V.P., Comm. Rels & Field Marketing, MSG Teams	.. Karin Buchholz
V.P., Marketing Services	.. Janet Duch
V.P., Public Relations, MSG Sports	.. Stacey Escudero
V.P., Event Presentation	.. Ryan Halkett
V.P., Legal and Business Affairs – Teams	.. Jamaal Lesane
V.P., Finance	.. Jeanine McGrory
V.P., Suite Sales	.. Mike Ondrejko
V.P., Public Relations and Player Recruitment	.. John Rosasco
V.P., Team Sponsorships	.. Robert Scolari
V.P., Publicity, Sports Teams	.. Sammy Steinlight
V.P., Community Relations, MSG Teams	.. Kerryann Tomlinson
V.P., Sports Team Operations	.. Jason Vogel
Asst. G.M., Player Personnel & G.M., Hartford Wolf Pack	.. Jim Schoenfeld
Asst. G.M., Hockey Administration	.. Cameron Hope
Head Coach	.. John Tortorella
Assistant Coaches	.. Mike Sullivan, Benoit Allaire
Director, Player Personnel	.. Gordie Clark
Senior Advisor to the President and & G.M./Director of U.S. Amateur Scouting	.. Mike Barnett
Hockey and Business Operations	.. Adam Graves
Head Athletic Trainer	.. Jim Ramsay
Equipment Manager	.. Acacio Marques
Assistant Equipment Manager	.. Jason Levy
Massage Therapist/Assistant Trainer	.. Bruce Liffieri
Strength and Conditioning Coach	.. Reg Grant
Video Coach	.. Jerry Dineen
Manager, MSG Training Center Operations	.. Alex Case
Director, Public Relations	.. Brendan McIntyre
Manager, Public Relations	.. Lauren Buchman
Coordinator, Public Relations	.. Dino Ticinelli
Arena (Capacity)	Madison Square Garden (18,200)
Public Relations Phone	(212) 465-6486
Public Relations FAX	(212) 465-6494
Website	www.newyorkrangers.com

EDMONTON OILERS VS. NEW YORK RANGERS

Yearly Record 1979-80 to 2008-09

SEASON	GP	W	L	T	OTL	GF	GA	PTS	PCT.	AT EDMONTON W-L-T-OTL	GF	GA	AT NEW YORK W-L-T-OTL	GF	GA
1979-80	4	1	3	0	–	9	22	2	.250	1-1-0-0	6	8	0-2-0-0	3	14
1980-81	4	1	2	1	–	14	19	3	.375	0-2-0-0	5	12	1-0-1-0	9	7
1981-82	3	3	0	0	–	18	10	6	1.000	1-0-0-0	8	3	2-0-0-0	10	6
1982-83	3	3	0	0	–	15	4	6	1.000	2-0-0-0	8	2	1-0-0-0	7	2
1983-84	3	2	1	0	–	16	11	4	.667	0-1-0-0	2	3	2-0-0-0	14	8
1984-85	3	1	1	1	–	15	12	3	.500	1-0-1-0	8	4	0-1-0-0	7	8
1985-86	3	1	2	0	–	9	11	2	.333	0-1-0-0	4	5	1-1-0-0	5	6
1986-87	3	3	0	0	–	20	14	6	1.000	2-0-0-0	12	8	1-0-0-0	8	6
1987-88	3	2	1	0	–	15	14	4	.667	1-0-0-0	7	2	1-1-0-0	8	12
1988-89	3	2	1	0	–	15	10	4	.667	1-1-0-0	12	9	1-0-0-0	3	1
1989-90	3	0	2	1	–	8	12	1	.167	0-1-0-0	3	4	0-1-1-0	5	8

CONTINUED...

EDMONTON OILERS VS. NEW YORK RANGERS Yearly Record 1979-80 to 2008-09

SEASON										AT EDMONTON				AT NEW YORK			
GP	W	L	T	OTL	GF	GA	PTS	PCT.	W-L-T-OTL	GF	GA	W-L-T-OTL	GF	GA			
1990-91	3	1	1	1	—	9	9	3	.500	1-1-0-0	7	7	0-0-0-0	2	2		
1991-92	2	1	1	0	—	5	6	2	.500	0-1-0-0	1	3	1-0-0-0	4	3		
1992-93	2	1	1	0	—	4	4	2	.500	0-1-0-0	0	1	1-0-0-0	4	3		
1993-94	2	0	1	1	—	4	6	1	.250	0-1-0-0	3	5	0-0-1-0	1	1		
1994-95	DID NOT PLAY																
1995-96	2	1	1	0	—	7	9	2	.500	0-1-0-0	3	8	1-0-0-0	4	1		
1996-97	2	1	0	1	—	7	6	3	.750	1-0-0-0	3	2	0-0-1-0	4	4		
1997-98	2	0	0	2	—	5	5	2	.500	0-0-1-0	3	3	0-0-1-0	2	2		
1998-99	2	0	2	0	—	3	5	0	.000	0-1-0-0	1	2	0-1-0-0	2	3		
1999-00	2	0	0	1	1	2	3	2	.500	0-0-1-0	1	1	0-0-0-1	1	2		
2000-01	1	0	1	0	0	3	4	0	.000	0-0-0-0	0	0	0-1-0-0	3	4		
2001-02	1	1	0	0	0	4	1	2	1.000	1-0-0-0	4	1	0-0-0-0	0	0		
2002-03	1	0	1	0	0	2	5	0	.000	0-0-0-0	0	0	0-1-0-0	2	5		
2003-04	1	1	0	0	0	5	4	2	1.000	0-0-0-0	0	0	1-0-0-0	5	4		
2004-05	DID NOT PLAY																
2005-06	1	0	0	0	1	4	5	1	.500	0-0-0-0	0	0	0-0-0-1	4	5		
2006-07	DID NOT PLAY																
2007-08	1	1	0	0	0	3	2	2	1.000	1-0-0-0	3	2	0-0-0-0	0	0		
2008-09	1	1	0	0	0	2	2	2		0-0-0-0	0	0	1-0-0-0	2	2		
TOTALS	61	28	22	9	2	223	215	67		13-13-3-0	104	96	15-9-6-2	119	119		

EDMONTON OILERS VS. NEW YORK RANGERS 2008-09 Results & Statistics

AT NEW YORK

Nov. 10/08 Oilers 3 Rangers 2 SO

WINNING GOAL

Ales Hemsky

OILERS	GP	G	A	TP	+/-	PIM	RANGERS	GP	G	A	TP	+/-	PIM
Kyle Brodziak	1	1	0	1	1	0	Chris Drury	1	1	0	1	0	0
Erik Cole	1	1	0	1	0	0	Paul Mara	1	1	0	1	0	4
Shawn Horcoff	1	0	1	1	0	2	Ryan Callahan	1	0	1	1	0	0
Fernando Pisani	1	0	1	1	0	0	Daniel Girardi	1	0	1	1	0	0
Sheldon Souray	1	0	1	1	1	2	Scott Gomez	1	0	1	1	1	0
Lubomir Visnovsky	1	0	1	1	1	2	Markus Naslund	1	0	1	1	1	0
Andrew Coglian	1	0	0	0	0	0	Blair Betts	1	0	0	0	0	0
Sam Gagner	1	0	0	0	-1	0	Brandon Dubinsky	1	0	0	0	0	0
Tom Gilbert	1	0	0	0	0	0	Dan Fritsche	1	0	0	0	0	0
Denis Grebeshkov	1	0	0	0	0	0	Dmitri Kalinin	1	0	0	0	1	2
Ales Hemsky	1	0	0	0	-1	2	Lauri Korpikoski	1	0	0	0	-1	0
Ethan Moreau	1	0	0	0	-1	0	Colton Orr	1	0	0	0	0	5
Robert Nilsson	1	0	0	0	1	2	Wade Redden	1	0	0	0	-2	0
Dustin Penner	1	0	0	0	0	0	Michal Rozsival	1	0	0	0	0	0
Marc-Antoine Pouliot	1	0	0	0	0	0	Fredrik Sjoström	1	0	0	0	0	0
Steve Staios	1	0	0	0	-1	2	Marc Staal	1	0	0	0	1	2
Zachery Stortini	1	0	0	0	1	5	Aaron Voros	1	0	0	0	0	2
Jason Strudwick	1	0	0	0	-1	0	Nikolai Zherdev	1	0	0	0	-1	0

OILERS GOALTENDER	GP	MIN	W-L-OT	SO	GA	SA	SV	GAA	SV%
Jeff Drouin-Deslauriers	1	65	1-0-0	0	2	42	40	1.85	.952
RANGERS GOALTENDER	GP	MIN	W-L-OT	SO	GA	SA	SV	GAA	SV%
Henrik Lundqvist	1	65	0-0-1	0	2	31	29	1.85	.935

GOALS BY PERIOD	1	2	3	OT	TOTAL	SHOTS BY PERIOD	1	2	3	OT	TOTAL
Oilers	1	1	0	0	2	Oilers	9	5	13	4	31
Rangers	0	1	1	0	2	Rangers	7	20	13	2	42
POWERPLAY		PPG	ATT	PCT.		PENALTY KILLING			PK	TSH	PCT.
Oilers		0	3	0.0		Oilers			4	4	100.0
Rangers		0	44	0.0		Rangers			3	3	100.0

VS. OTTAWA SENATORS



OTTAWA SENATORS

Scotiabank Place
1000 Palladium Drive
Ottawa, ON K2V 1A5

2009-10 Games vs. OTTAWA

At Edmonton – March 9
At Ottawa – November 10

CLUB DIRECTORY

Owner, Governor and Chairman	Eugene Melnyk
President and Alternate Governor	Cyril Leeder
Exec. V.P., CFO and Alternate Governor	Erin Crowe
Exec. V.P., G.M. and Alternate Governor	Bryan Murray
V.P. and Executive Director, Scotiabank Place	Tom Conroy
Exec. Assistant to the President	Kathy Downs
Exec. Assistant to the Exec. V.P. and CFO	Colette Hiscotte
Assistant General Manager	Tim Murray
Director of Player Personnel	Pierre Dorion
Director of Hockey Administration and Player Development	Randy Lee
Head Coach	Cory Clouston
Assistant Coaches	Greg Carvel, Brad Lauer, Luke Richardson
Video Coach	Tim Pattysen
Conditioning Coach	Chris Schwarz
Director of Player Services	Chad Schella
Manager of Team Travel	Jordan Silmser
Head Athletic Therapist	Gerry Townend
Assistant Athletic Therapist	Dominic Nicoletta
Equipment Manager	Scott Allegrino
Assistant Equipment Manager	Chris Cook
Massage Therapist	Shawn Markwick
Vice-President, Communications	Phil Legault
Director, Publications	Karen Ruttan
Director, Communications	Brian Morris
Communications Co-ordinator	Chris Moore
Arena (Capacity)	Scotiabank Place (19,153)
Media Relations Phone	(613) 599-0250
Media Relations FAX	(613) 599-0358
Website	www.ottawasenators.com

EDMONTON OILERS VS. OTTAWA SENATORS

Yearly Record 1992-93 to 2008-09

SEASON	GP	W	L	T	OTL	GF	GA	PTS	PCT.	AT EDMONTON W-L-T-OTL	GF	GA	AT OTTAWA W-L-T-OTL	GF	GA
1992-93	2	1	1	0	—	7	5	2	.500	1-0-0-0	5	2	0-1-0-0	2	3
1993-94	2	0	2	0	—	8	11	0	.000	0-1-0-0	5	7	0-1-0-0	3	4
1994-95	DID NOT PLAY														
1995-96	2	2	0	0	—	6	3	4	1.000	1-0-0-0	3	1	1-0-0-0	3	2
1996-97	2	2	0	0	—	9	2	4	1.000	1-0-0-0	5	2	1-0-0-0	4	0
1997-98	2	2	0	0	—	6	2	4	1.000	1-0-0-0	5	2	1-0-0-0	1	0
1998-99	2	0	0	2	—	3	3	2	.500	0-0-1-0	2	2	0-0-1-0	1	1
1999-00	2	1	0	1	0	7	5	3	.750	1-0-1-0	7	5	0-0-0-0	0	0
2000-01	2	2	0	0	0	9	4	4	1.000	1-0-0-0	4	1	1-0-0-0	5	3
2001-02	1	1	0	0	0	4	1	2	1.000	0-0-0-0	0	0	1-0-0-0	4	1
2002-03	2	0	2	0	0	0	4	0	.000	0-1-0-0	0	2	0-1-0-0	0	2
2003-04	2	1	0	1	0	6	4	3	.750	1-0-0-0	3	1	0-0-1-0	3	3
2004-05	DID NOT PLAY														
2005-06	1	0	1	0	0	3	5	0	.000	0-1-0-0	3	5	0-0-0-0	0	0
2006-07	1	0	0	0	1	3	4	1	.500	0-0-0-0	0	0	0-0-0-1	3	4
2007-08	DID NOT PLAY														
2008-09	2	0	2	0	0	4	7	0		0-1-0-0	2	3	0-1-0-0	2	4
TOTALS	25	12	8	4	1	75	60	29		7-4-2-0	44	33	5-4-2-1	31	27

EDMONTON OILERS VS. OTTAWA SENATORS

2008-09 Results & Statistics

At EDMONTON

Dec. 30/08 Oilers 2 Senators 3

At OTTAWA

Mar. 5/09 Oilers 2 Senators 4

WINNING GOAL

Brian Lee

WINNING GOAL

Chris Campoli

OILERS	GP	G	A	TP	+/-	PIM	SENATORS	GP	G	A	TP	+/-	PIM
Sam Gagner	2	2	0	2	0	2	Jason Spezza	2	2	2	4	3	0
Shawn Horcoff	2	0	2	2	-2	0	Daniel Alfredsson	2	1	2	3	3	2
Ethan Moreau	1	1	0	1	1	0	Dany Heatley	2	1	2	3	3	0
Liam Reddox	1	1	0	1	0	0	Mike Comrie	1	1	1	2	0	2
Tom Gilbert	2	0	1	1	-2	0	Chris Campoli	1	1	0	1	0	2
Denis Grebeshkov	2	0	1	1	-3	0	Brian Lee	1	1	0	1	0	0
Dustin Penner	2	0	1	1	-1	0	Chris Phillips	2	0	1	1	2	0
Ladislav Smid	2	0	1	1	0	0	Alexandre Picard	1	0	1	1	0	0
Steve Staios	2	0	1	1	0	12	Antoine Vermette	1	0	1	1	0	0
Kyle Brodziak	2	0	0	0	0	0	Anton Volchenkov	1	0	1	1	2	2
Andrew Coglian	2	0	0	0	0	2	Brendan Bell	2	0	0	0	0	0
Marc-Antoine Pouliot	2	0	0	0	0	0	Shean Donovan	2	0	0	0	-1	0
Sheldon Souray	2	0	0	0	1	2	Mike Fisher	2	0	0	0	0	0
Zachery Stortini	2	0	0	0	0	4	Nick Foligno	2	0	0	0	0	0
Jason Strudwick	2	0	0	0	0	0	Chris Kelly	2	0	0	0	-1	0
Erik Cole	1	0	0	0	0	2	Jarkko Ruutu	2	0	0	0	0	2
Ales Hemsky	1	0	0	0	-2	0	Jason Smith	2	0	0	0	0	0
J-F Jacques	1	0	0	0	0	0	Filip Kuba	1	0	0	0	0	0
Ales Kotalik	1	0	0	0	-2	0	Dean McAmmond	1	0	0	0	0	0
Robert Nilsson	1	0	0	0	0	0	Chris Neil	1	0	0	0	0	0
Patrick O'Sullivan	1	0	0	0	0	0	Peter Regin	1	0	0	0	0	0
Fernando Pisani	1	0	0	0	0	0	Christoph Schubert	1	0	0	0	0	0
Lubomir Visnovsky	1	0	0	0	0	0	Ryan Shannon	1	0	0	0	0	0
							Jesse Winchester	1	0	0	0	0	0
							Ilya Zubov	1	0	0	0	0	0

OILERS GOALTENDERS	GP	MIN	W-L-OT	SO	GA	SA	SV	GAA	SV%
Mathieu Garon	1	58	0-1-0	0	3	25	22	3.08	.880
Dwayne Roloson	1	60	0-1-0	0	4	32	28	4.00	.875
SENATORS GOALTENDERS	GP	MIN	W-L-OT	SO	GA	SA	SV	GAA	SV%
Brian Elliott	1	60	1-0-0	0	2	26	24	2.00	.923
Martin Gerber	1	60	1-0-0	0	2	22	20	2.01	.909

GOALS BY PERIOD	1	2	3	OT	TOTAL	SHOTS BY PERIOD	1	2	3	OT	TOTAL
Oilers	1	2	1	0	4	Oilers	15	16	17	0	48
Senators	2	3	2	0	7	Senators	21	23	13	0	57
POWERPLAY		PPG	ATT	PCT.		PENALTY KILLING			PK	TSH	PCT.
Oilers		1	3	33.3		Oilers			3	5	60.0
Senators		2	5	40.0		Senators			2	3	66.7

VS. PHILADELPHIA FLYERS



PHILADELPHIA FLYERS

Wachovia Center
3601 South Broad Street
Philadelphia, PA 19148-5290

2009-10 Game vs. PHILADELPHIA

At Edmonton – February 3

CLUB DIRECTORY

Chairman	Ed Snider
President and COO of Comcast-Spectacor	Peter A. Luukko
General Manager	Paul Holmgren
Senior Vice President	Bob Clarke
Executive Vice President	Keith Allen
Governor	Ed Snider
Alternate Governors	Paul Holmgren, Peter A. Luukko, Phil Weinberg
Senior Vice President, Business Operations	Shawn Tilger
Assistant General Manager	Barry Hanrahan
Assistant General Manager	John Paddock
Director of Hockey Operations	Chris Pryor
Director of Player Development	Don Luce
Director of Player Personnel	Dave Brown
Head Coach	John Stevens
Assistant Coaches	Craig Berube, Jack McIlhargey, Joe Mullen
Goaltending Coach	Jeff Reese
Player Development Coach	Derian Hatcher
Video Coach	Adam Patterson
Director, Team Services	Bryan Hardenbergh
Executive Assistant	Dianna Taylor
Administrative Assistant	Jody Clarke
Athletic Trainer/ Strength and Conditioning Coach	Jim McCrossin
Assistant Athletic Trainer	Sal Raffa
Massage Therapist	Brad Smith
Head Equipment Manager	Derek Settemlyre
Equipment Managers	Harry Bricker, Anthony Oratorio, Luke Clarke
Training Center Maintenance	Mike Craytor
Senior Director, Communications	Zack Hill
Media Services and Publications Coordinator	Joe Siville
Public Relations Assistant	Brian Smith
Arena (Capacity)	Wachovia Center (19,537)
Public Relations Phone	(215) 465-4500
Public Relations FAX	(215) 389-9403
Website	www.philadelphiaflyers.com

EDMONTON OILERS VS. PHILADELPHIA FLYERS

Yearly Record 1979-80 to 2008-09

SEASON	GP	W	L	T	OTL	GF	GA	PTS	PCT.	AT EDMONTON W-L-T-OTL	GF	GA	AT PHILADELPHIA W-L-T-OTL	GF	GA
1979-80	4	0	3	1	—	11	17	1	.125	0-1-1-0	5	7	0-2-0-0	6	10
1980-81	4	2	2	0	—	13	15	4	.500	1-1-0-0	7	4	1-1-0-0	6	11
1981-82	3	2	1	0	—	16	17	4	.667	2-0-0-0	14	9	0-1-0-0	2	8
1982-83	3	1	2	0	—	9	14	2	.333	0-1-0-0	2	4	1-1-0-0	7	10
1983-84	3	0	2	1	—	9	12	1	.167	0-1-1-0	6	8	0-1-0-0	3	4
1984-85	3	0	3	0	—	11	17	0	.000	0-1-0-0	2	5	0-2-0-0	9	12
1985-86	3	2	1	0	—	9	9	4	.667	2-0-0-0	6	4	0-1-0-0	3	5
1986-87	3	1	2	0	—	9	11	2	.333	1-0-0-0	6	4	0-2-0-0	3	7
1987-88	3	2	1	0	—	14	7	4	.667	2-0-0-0	13	4	0-1-0-0	1	3
1988-89	3	1	0	2	—	8	6	4	.667	0-0-1-0	1	1	1-0-1-0	7	5
1989-90	3	2	1	0	—	8	9	4	.667	2-0-0-0	7	4	0-1-0-0	1	5
1990-91	3	3	0	0	—	16	10	6	1.000	1-0-0-0	5	4	2-0-0-0	11	6
1991-92	3	1	2	0	—	10	13	2	.333	1-0-0-0	4	2	0-2-0-0	6	11
1992-93	2	0	1	1	—	2	6	1	.250	0-0-1-0	2	2	0-1-0-0	0	4
1993-94	2	2	0	0	—	5	2	4	1.000	1-0-0-0	3	1	1-0-0-0	2	1
1994-95										DID NOT PLAY					

CONTINUED...

EDMONTON OILERS VS. PHILADELPHIA FLYERS

Yearly Record 1979-80 to 2008-09

Regular Season Record 1975-86 to 2008-09

SEASON	GP	W	L	T	OTL	GF	GA	PTS	PCT.	AT EDMONTON			AT PHILADELPHIA		
										W-L-T-OTL	GF	GA	W-L-T-OTL	GF	GA
1995-96	2	1	1	0	—	4	9	2	.500	1-0-0-0	3	2	0-1-0-0	1	7
1996-97	2	0	2	0	—	8	11	0	.000	0-1-0-0	4	6	0-1-0-0	4	5
1997-98	2	0	2	0	—	3	9	0	.000	0-1-0-0	1	3	0-1-0-0	2	6
1998-99	2	0	0	2	—	5	5	2	.500	0-0-1-0	3	3	0-0-1-0	2	2
1999-00	1	1	0	0	0	3	2	2	1.000	0-0-0-0	0	0	1-0-0-0	3	2
2000-01	2	0	2	0	0	2	6	0	.000	0-1-0-0	2	4	0-1-0-0	0	2
2001-02	1	1	0	0	0	3	2	2	1.000	0-0-0-0	0	0	1-0-0-0	3	2
2002-03	1	0	0	1	0	2	2	1	.500	0-0-1-0	2	2	0-0-0-0	0	0
2003-04	1	1	0	0	0	3	0	2	1.000	0-0-0-0	0	0	1-0-0-0	3	0
2004-05							DID NOT PLAY								
2005-06	1	1	0	0	0	3	2	2	1.000	0-0-0-0	0	0	1-0-0-0	3	2
2006-07							DID NOT PLAY								
2007-08	1	1	0	0	0	5	3	2	1.000	1-0-0-0	5	3	0-0-0-0	0	0
2008-09	1	1	0	0	0	5	4	2		0-0-0-0	0	0	1-0-0-0	5	4
TOTALS	62	26	28	8	0	196	220	60		15-8-6-0	103	86	11-20-2-0	93	134

EDMONTON OILERS VS. PHILADELPHIA FLYERS

2008-09 Results & Statistics

AT PHILADELPHIA

Nov. 2/08 Oilers 5 Flyers 4

WINNING GOAL

Dustin Penner

OILERS	GP	G	A	TP	+/-	PIM	FLYERS	GP	G	A	TP	+/-	PIM
Ales Hemsky	1	2	1	3	3	0	Simon Gagne	1	1	1	2	0	0
Tom Gilbert	1	0	3	3	2	2	Mike Knuble	1	1	1	2	0	0
Sheldon Souray	1	1	1	2	0	4	Jeff Carter	1	1	0	1	-2	0
Ladislav Smid	1	0	2	2	2	4	Braydon Coburn ¹	1	0	1	-3	0	
Erik Cole	1	1	0	1	0	0	Scott Hartnell	1	0	1	1	-1	0
Dustin Penner	1	1	0	1	2	0	Glen Metropolit	1	0	1	1	0	0
Sam Gagner	1	0	1	1	0	0	Mike Richards	1	0	1	1	-1	0
Ethan Moreau	1	0	1	1	0	0	Luca Sbisa	1	0	1	1	0	0
Jason Strudwick	1	0	1	1	1	0	Kimmo Timonen	1	0	1	1	-4	2
Kyle Brodziak	1	0	0	0	1	0	Andrew Alberts	1	0	0	0	0	4
Andrew Coglian	1	0	0	0	0	0	Arron Asham	1	0	0	0	0	0
Shawn Horcoff	1	0	0	0	2	0	Riley Cote	1	0	0	0	0	5
Steve MacIntyre	1	0	0	0	0	5	Steve Downie	1	0	0	0	-2	2
Robert Nilsson	1	0	0	0	1	0	Steve Eminger	1	0	0	0	0	0
Fernando Pisani	1	0	0	0	0	0	Joffrey Lupul	1	0	0	0	-1	2
Marc-Antoine Pouliot	1	0	0	0	0	0	Jared Ross	1	0	0	0	0	0
Steve Staios	1	0	0	0	1	2	Scottie Upshall	1	0	0	0	-2	0
Lubomir Visnovsky	1	0	0	0	0	0	Ossi Vaananen	1	0	0	0	1	2

OILERS GOALTENDER

	GP	MIN	W-L-OT	SO	GA	SA	SV	GAA	SV%
--	----	-----	--------	----	----	----	----	-----	-----

Dwayne Roloson

	1	60	1-0-0	0	4	26	22	4.02	.846
--	---	----	-------	---	---	----	----	------	------

FLYERS GOALTENDER

	GP	MIN	W-L-OT	SO	GA	SA	SV	GAA	SV%
--	----	-----	--------	----	----	----	----	-----	-----

Martin Biron

	1	59	0-1-0	0	5	28	23	5.04	.821
--	---	----	-------	---	---	----	----	------	------

GOALS BY PERIOD

	1	2	3	OT	TOTAL	SHOTS BY PERIOD	1	2	3	OT	TOTAL
--	---	---	---	----	-------	-----------------	---	---	---	----	-------

Oilers	2	3	0	0	5	Oilers	11	12	5	0	28
--------	---	---	---	---	---	--------	----	----	---	---	----

Flyers	1	2	1	0	4	Flyers	7	8	11	0	26
--------	---	---	---	---	---	--------	---	---	----	---	----

POWERPLAY

	PPG	ATT	PCT.	PENALTY KILLING	PK	TSH	PCT.
--	-----	-----	------	-----------------	----	-----	------

Oilers	1	7	14.3	Oilers	3	6	50.0
--------	---	---	------	--------	---	---	------

Flyers	3	6	50.0	Flyers	6	7	85.7
--------	---	---	------	--------	---	---	------

VS. PHOENIX COYOTES



PHOENIX COYOTES

Jobing.com Arena
9400 W. Maryland Avenue
Glendale, AZ 85305

2009-10 Games vs. PHOENIX

At Edmonton – November 23,
January 5
At Phoenix – February 8, April 3

CLUB DIRECTORY

Majority Investor	Jerry Moyes
Managing Partner, Alt. Gov. & Head Coach	Wayne Gretzky
President, Chief Operating Officer & Alt. Gov.	Douglas Moss
General Manager	Don Maloney
Assistant General Manager	Brad Treiving
Exec. V.P., Chief Marketing Officer	Michael Bucek
Exec. V.P., Chief Financial Officer	Michael Nealy
Exec. V.P., Chief Communications Officer	Jeff Holbrook
Executive Assistant to the President	Cheryl Taylor
Exec. Support/Legal & Risk Mgmt. Coordinator	Gail Avisar
Head Coach	Wayne Gretzky
Associate Coach	Ulf Samuelsson
Assistant Coach	Doug Sulliman
Goaltending Coach	Grant Fuhr
Video Coach	Steve Peters
Power Skating Coach	Mark Ciaccio
Director of Prospect Development	Sean Burke
Director of Hockey Administration	Chris O'Hearn
Manager of Hockey Operations	Kimberly Trichel
Head Athletic Trainer	Jason Serbus
Assistant Athletic Trainer	John Bernal
Strength & Conditioning Coordinator	Mike Bahn
Massage Therapist	Jukka Nieminen
Head Equipment Manager	Stan Wilson
Equipment Manager	Tony Silva
Assistant Equipment Manager	Jason Rudee
Team Travel Coordinator	Rick Braunstein
Director of Media Relations	Sergey Kocharov
Manager of Communications	Rob Crean
Arena (Capacity)	Jobing.com Arena(17,125)
Public Relations Phone	(623) 772-3200
Public Relations FAX	(623) 772-2001
Website	www.PhoenixCoyotes.com

EDMONTON OILERS VS. PHOENIX COYOTES

Yearly Record 1979-80 to 2008-09

SEASON	GP	W	L	T	OTL	GF	GA	PTS	PCT.	AT EDMONTON W-L-T-OTL	GF	GA	AT PHOENIX W-L-T-OTL	GF	GA
1979-80	4	1	2	1	—	17	16	3	.375	1-1-0-0	12	6	0-1-1-0	5	10
1980-81	4	4	0	0	—	26	9	8	1.000	2-0-0-0	17	6	2-0-0-0	9	3
1981-82	3	2	1	0	—	14	7	4	.667	1-1-0-0	4	5	1-0-0-0	10	2
1982-83	8	6	2	0	—	45	31	12	.750	4-0-0-0	22	7	2-2-0-0	23	24
1983-84	8	8	0	0	—	53	37	16	1.000	4-0-0-0	24	16	4-0-0-0	29	21
1984-85	8	5	3	0	—	40	34	10	.625	2-2-0-0	22	21	3-1-0-0	18	13
1985-86	8	6	2	0	—	47	34	12	.750	3-1-0-0	22	15	3-1-0-0	25	19
1986-87	8	5	3	0	—	33	27	10	.625	3-1-0-0	16	10	2-2-0-0	17	17
1987-88	8	4	1	3	—	32	21	11	.688	2-0-2-0	15	10	2-1-1-0	17	11
1988-89	8	4	3	1	—	40	35	9	.563	2-2-0-0	17	17	2-1-1-0	23	18
1989-90	8	5	3	0	—	38	28	10	.625	4-0-0-0	23	11	1-3-0-0	15	17
1990-91	8	3	4	1	—	21	23	7	.438	1-2-1-0	9	10	2-2-0-0	12	13
1991-92	7	3	3	1	—	25	27	7	.500	2-2-0-0	15	16	1-1-1-0	10	11
1992-93	9	1	8	0	—	29	44	2	.111	0-4-0-0	13	22	1-4-0-0	16	22
1993-94	4	3	1	0	—	18	11	6	.750	2-0-0-0	11	2	1-1-0-0	7	9
1994-95	4	2	1	1	—	15	16	5	.625	0-1-1-0	4	8	2-0-0-0	11	8
1995-96	4	2	2	0	—	14	20	4	.500	2-0-0-0	10	7	0-2-0-0	4	13
1996-97	4	3	1	0	—	15	11	6	.750	1-1-0-0	6	7	2-0-0-0	9	4
1997-98	4	3	1	0	—	17	12	6	.750	2-0-0-0	9	5	1-1-0-0	8	8
1998-99	4	2	2	0	—	17	14	4	.500	1-1-0-0	8	10	1-1-0-0	9	4
1999-00	4	3	0	0	1	16	13	7	.875	2-0-0-0	7	4	1-0-0-1	9	9
2000-01	4	0	2	2	0	8	13	2	.250	0-0-2-0	4	4	0-2-0-0	4	9
2001-02	4	4	0	0	0	18	9	8	1.000	2-0-0-0	9	2	2-0-0-0	9	7
2002-03	4	1	1	0	2	10	15	4	.500	1-1-0-0	5	8	0-0-0-2	5	7
2003-04	4	3	0	1	0	19	11	7	.875	2-0-0-0	9	6	1-0-1-0	10	5
2004-05									DID NOT PLAY						

CONTINUED...

EDMONTON OILERS VS. PHOENIX COYOTES

Yearly Record 1979-80 to 2008-09

SEASON	GP	W	L	T	OTL	GF	GA	PTS	PCT.	AT EDMONTON			GF	GA	AT PHOENIX			GF	GA
										W-L-T-OTL	W-L-T-OTL	W-L-T-OTL			W-L-T-OTL	W-L-T-OTL	W-L-T-OTL		
2005-06	4	2	0	0	2	17	12	6	.750	1-0-0-1	10	5			1-0-0-1			7	7
2006-07	4	2	2	0	0	10	13	4	.500	1-1-0-0	5	5			1-1-0-0			5	8
2007-08	4	4	0	0	0	22	10	8	1.000	2-0-0-0	13	6			2-0-0-0			9	4
2008-09	4	3	1	0	0	15	9	6		2-0-0-0	10	5			1-1-0-0			5	4
TOTALS	159	94	49	11	5	691	562	204		52-21-6-1	351	255			42-28-5-4			340	307
PHOENIX	48	30	10	3	5	184	142	68		17-4-2-1	95	66			13-6-1-4			89	76
WINNIPEG	111	64	39	8	0	507	420	136	.500	35-17-4-0	256	189			29-22-4-0			251	231

* Franchise in Winnipeg from 1979-80 to 1995-96. Moved to Phoenix for 1996-97 season.

EDMONTON OILERS VS. PHOENIX COYOTES

2008-09 Results & Statistics

AT EDMONTON

Dec. 22/08 Oilers 4 Coyotes 2
Jan. 18/09 Oilers 6 Coyotes 3

AT PHOENIX

Feb. 16/09 Oilers 3 Coyotes 1
Mar. 26/09 Oilers 2 Coyotes 3

WINNING GOAL

Sheldon Souray
Dustin Penner

WINNING GOAL

Martin Hanzal
Sheldon Souray

OILERS	GP	G	A	TP	+/-	PIM	COYOTES	GP	G	A	TP	+/-	PIM
Ales Hemsky	4	4	4	8	2	2	Ed Jovanovski	4	1	2	3	-1	6
Andrew Cogliano	4	1	4	5	0	0	Shane Doan	4	0	3	3	0	2
Ethan Moreau	4	3	1	4	2	6	Martin Hanzal	4	2	0	2	-2	0
Shawn Horcoff	4	1	3	4	3	0	Matthew Lombardi	1	1	1	2	1	2
Tom Gilbert	4	0	4	4	2	2	Olli Jokinen	3	0	2	2	-2	2
Dustin Penner	4	1	2	3	1	4	Kyle Turris	3	0	2	2	0	0
Steve Staios	4	0	3	3	4	2	Steven Goertzen	2	0	2	2	1	7
Lubomir Visnovsky	2	0	3	3	0	2	Ken Klee	4	1	0	1	1	0
Sheldon Souray	4	2	0	2	2	2	Keith Yandle	4	1	0	1	0	2
Marc-Antoine Pouliot	3	1	1	2	3	0	Enver Lisin	3	1	0	1	-3	6
Kyle Brodziak	4	0	2	2	1	2	Peter Mueller	3	1	0	1	-1	0
Zachery Stortini	2	1	0	1	1	5	Daniel Carcillo	2	1	0	1	0	24
Ales Kotalik	1	1	0	1	1	0	Joakim Lindstrom	3	0	1	1	-2	2
Ladislav Smid	4	0	1	1	0	5	Kurt Sauer	3	0	1	1	-1	2
Jason Strudwick	4	0	1	1	-1	5	Nigel Dawes	1	0	1	1	0	0
Sam Gagner	4	0	0	0	0	8	Petr Prucha	1	0	1	1	1	0
Liam Reddox	4	0	0	0	-2	0	Mikkel Boedker	4	0	0	0	-2	0
Erik Cole	3	0	0	0	-1	0	Zbynek Michalek	4	0	0	0	0	0
Denis Grebeshkov	3	0	0	0	1	0	Todd Fedoruk	3	0	0	0	0	5
Robert Nilsson	2	0	0	0	0	2	Derek Morris	3	0	0	0	-5	0
Gilbert Brule	1	0	0	0	-1	0	Steven Reinprecht	3	0	0	0	-2	2
Patrick O'Sullivan	1	0	0	0	-1	4	Viktor Tikhonov	3	0	0	0	-1	4
Theo Peckham	1	0	0	0	0	5	Daniel Winnik	3	0	0	0	2	4
Fernando Pisani	1	0	0	0	-2	0	David Hale	1	0	0	0	-1	0
							Dmitri Kalinin	1	0	0	0	1	0
							Brandon Prust	1	0	0	0	0	0
							Scottie Upshall	1	0	0	0	0	2

OILERS GOALTENDER	GP	MIN	W-L-OT	SO	GA	SA	SV	GAA	SV%
Dwayne Roloson	4	238	3-1-0	0	9	109	100	2.27	.917
COYOTES GOALTENDER	GP	MIN	W-L-OT	SO	GA	SA	SV	GAA	SV%
Mikael Tellqvist	2	118	0-2-0	0	6	55	49	3.05	.891
Ilja Bryzgalov	2	119	1-1-0	0	7	56	49	3.54	.875

GOALS BY PERIOD	1	2	3	OT	TOTAL	SHOTS BY PERIOD	1	2	3	OT	TOTAL
Oilers	5	2	8	0	15	Oilers	40	27	46	0	113
Coyotes	2	7	0	0	9	Coyotes	39	39	31	0	109
POWERPLAY		PPG	ATT	PCT.		PENALTY KILLING			PK	TSH	PCT.
Oilers		5	21	23.8		Oilers			13	15	86.7
Coyotes		2	15	13.3		Coyotes			16	21	76.2

VS. PITTSBURGH PENGUINS



PITTSBURGH PENGUINS

Mellon Arena
66 Mario Lemieux Place
Pittsburgh, PA 15219

2009-10 Game vs. PITTSBURGH

At Edmonton – January 11

CLUB DIRECTORY

Ownership	Pittsburgh Penguins LP
Co-owner/Chairman	Mario Lemieux
Co-owner	Ron Burkle
CEO	Ken Sawyer
President	David Morehouse
Executive VP/General Manager	Ray Shero
Vice President, Business & Legal Affairs	Travis Williams
Vice President & Controller	Kevin Hart
Vice President of Business Partnerships	David Peart
Sr. Vice President, Sales	David Soltesz
Vice President, Marketing	James Santilli
Vice President, Communications	Tom McMillan
Senior Consultant	Ron Porter
Assistant General Manager	Jason Botterill
Senior Advisor, Hockey Operations	Ed Johnston
Head Coach	Dan Bylsma
Assistant Coaches	Tom Fitzgerald, Mike Yeo, Tony Granato
Goaltending Coach	Gilles Meloche
Strength & Conditioning Coach	Mike Kadar
Sr. Director of Team Operations/Communications	Frank Buonomo
Executive Assistant	Kristen Yunn
Video Coach	Travis Ramsay
Equipment Manager	Dana Heinze
Assistant Equipment Managers	Paul DeFazio, Danny Kroll
Team Physician	Dr. Charles Burke
Head Athletic Trainer	Chris Stewart
Assistant Athletic Trainer	Scott Adams
Physical Therapist	Mark Mortland
Director of Communications	Jennifer Bullano
Communications Coordinator	Erik Heasley
Arena (Capacity)	Mellon Arena (16,940)
Media Relations Phone	(412) 642-1300
Media Relations FAX	(412) 642-1859
Media Relations FAX	(412) 642-1322
Website	www.pittsburghpenguins.com

EDMONTON OILERS VS. PITTSBURGH PENGUINS

Yearly Record 1979-80 to 2008-09

SEASON	GP	W	L	T	OTL	GF	GA	PTS	PCT.	AT EDMONTON			GF	GA	AT PITTSBURGH			GF	GA
										W-L-T-OTL	GF	GA			W-L-T-OTL	GF	GA		
1979-80	4	3	1	0	—	22	12	6	.750	2-0-0-0	13	5	1-1-0-0	9	7				
1980-81	4	2	1	1	—	20	18	5	.625	1-0-1-0	11	10	1-1-0-0	9	8				
1981-82	3	3	0	0	—	22	8	6	1.000	2-0-0-0	18	7	1-0-0-0	4	1				
1982-83	3	2	1	0	—	21	14	4	.667	1-0-0-0	7	2	1-1-0-0	14	12				
1983-84	3	3	0	0	—	23	8	6	1.000	2-0-0-0	14	6	1-0-0-0	9	2				
1984-85	3	1	1	1	—	12	10	3	.500	1-0-0-0	6	3	0-1-1-0	6	7				
1985-86	3	2	1	0	—	17	13	4	.667	1-1-0-0	9	10	1-0-0-0	8	3				
1986-87	3	2	1	0	—	10	9	4	.667	1-0-0-0	4	2	1-1-0-0	6	7				
1987-88	3	3	0	0	—	17	8	6	1.000	2-0-0-0	11	4	1-0-0-0	6	4				
1988-89	3	2	1	0	—	15	12	4	.667	0-1-0-0	4	7	2-0-0-0	11	5				
1989-90	3	1	2	0	—	8	12	2	.333	1-1-0-0	5	6	0-1-0-0	3	6				
1990-91	3	2	1	0	—	15	14	4	.667	1-0-0-0	7	5	1-1-0-0	8	9				
1991-92	3	1	2	0	—	14	14	2	.333	1-0-0-0	5	3	0-2-0-0	9	11				
1992-93	3	2	1	0	—	11	11	4	.667	1-1-0-0	6	7	1-0-0-0	5	4				
1993-94	2	1	1	0	—	8	7	2	.500	1-0-0-0	5	3	0-1-0-0	3	4				
1994-95										DID NOT PLAY									
1995-96	2	0	2	0	—	8	10	0	.000	0-1-0-0	4	5	0-1-0-0	4	5				
1996-97	2	1	1	0	—	7	7	2	.500	1-0-0-0	5	2	0-1-0-0	2	5				
1997-98	2	1	1	0	—	6	7	2	.500	1-0-0-0	4	3	0-1-0-0	2	4				
1998-99	2	1	0	1	—	6	3	3	.750	1-0-0-0	4	1	0-0-1-0	2	2				
1999-00	2	0	1	1	0	4	5	1	.250	0-1-0-0	2	3	0-0-1-0	2	2				
2000-01	1	0	1	0	0	2	5	0	.000	0-0-0-0	0	0	0-1-0-0	2	5				

CONTINUED...

EDMONTON OILERS VS. PITTSBURGH PENGUINS

Yearly Record 1979-80 to 2008-09

SEASON	GP	W	L	T	OTL	GF	GA	PTS	PCT.	AT EDMONTON W-L-T-OTL	GF	GA	AT PITTSBURGH W-L-T-OTL	GF	GA
2001-02	1	0	1	0	0	0	1	0	.000	0-1-0-0	0	1	0-0-0-0	0	0
2002-03	1	0	0	0	1	3	4	1	.500	0-0-0-0	0	0	0-0-0-1	3	4
2003-04	1	1	0	0	0	4	3	2	1.000	1-0-0-0	4	3	0-0-0-0	0	0
2004-05									DID NOT PLAY						
2005-06	1	1	0	0	0	3	1	2	1.000	0-0-0-0	0	0	1-0-0-0	3	1
2006-07									DID NOT PLAY						
2007-08	1	0	1	0	0	2	4	0	.000	0-1-0-0	2	4	0-0-0-0	0	0
2008-09	1	0	1	0	0	4	5	0		0-0-0-0	0	0	0-1-0-0	4	5
TOTALS	63	35	23	4	1	284	225	75		22-8-1-0	150	102	13-15-3-1	134	123

EDMONTON OILERS VS. PITTSBURGH PENGUINS

2008-09 Results & Statistics

AT PITTSBURGH

Nov. 6/08 Oilers 4 Penguins 5

WINNING GOAL

Petr Sykora

OILERS	GP	G	A	TP	+/-	PIM	PENGUINS	GP	G	A	TP	+/-	PIM
Tom Gilbert	1	1	0	1	0	0	Evgeni Malkin	1	0	3	3	1	0
Ales Hemsky	1	1	0	1	1	0	Miroslav Satan	1	2	0	2	1	0
Fernando Pisani	1	1	0	1	-1	0	Petr Sykora	1	2	0	2	-1	0
Sheldon Souray	1	1	0	1	1	2	Maxime Talbot	1	1	0	1	2	0
Kyle Brodziak	1	0	1	1	1	0	Sidney Crosby	1	0	1	1	2	0
Erik Cole	1	0	1	1	1	4	Ruslan Fedotenko	1	0	1	1	0	0
Ethan Moreau	1	0	1	1	-1	0	Alex Goligoski	1	0	1	1	2	0
Dustin Penner	1	0	1	1	1	2	Kristopher Letang	1	0	1	1	0	2
Steve Staios	1	0	1	1	0	0	Brooks Orpik	1	0	1	1	1	0
Andrew Cogliano	1	0	0	0	-2	0	Matt Cooke	1	0	0	0	-2	2
Sam Gagner	1	0	0	0	0	2	Pascal Dupuis	1	0	0	0	1	0
Shawn Horcoff	1	0	0	0	0	0	Hal Gill	1	0	0	0	-2	2
Steve MacIntyre	1	0	0	0	0	5	Eric Godard	1	0	0	0	-1	7
Robert Nilsson	1	0	0	0	-2	0	Tyler Kennedy	1	0	0	0	-1	2
Theo Peckham	1	0	0	0	-2	17	Rob Scuderi	1	0	0	0	-2	0
Marc-Antoine Pouliot	1	0	0	0	0	0	Jordan Staal	1	0	0	0	-2	0
Jason Strudwick	1	0	0	0	1	0	Darryl Sydor	1	0	0	0	3	2
Lubomir Visnovsky	1	0	0	0	1	2	Michael Zigomanis	1	0	0	0	-2	0

OILERS GOALTENDERS

	GP	MIN	W-L-OT	SO	GA	SA	SV	GAA	SV%
Jeff Drouin-Deslauriers	1	26	0-0-0	0	0	14	14	0.000	1.000
Mathieu Garon	1	33	0-1-0	0	5	20	15	9.08	.750

PENGUINS GOALTENDER

	GP	MIN	W-L-OT	SO	GA	SA	SV	GAA	SV%
Marc-Andre Fleury	1	60	1-0-0	0	4	31	27	4.03	.871

GOALS BY PERIOD

	1	2	3	OT	TOTAL	SHOTS BY PERIOD	1	2	3	OT	TOTAL
Oilers	0	1	3	0	4	Oilers	7	16	8	0	31
Penguins	2	3	0	0	5	Penguins	8	13	13	0	34

POWERPLAY

	PPG	ATT	PCT.	PENALTY KILLING	PK	TSH	PCT.
Oilers	0	4	0.0	Oilers	5	6	83.3
Penguins	1	6	16.7	Penguins	4	4	100.0

VS. SAN JOSE SHARKS



SAN JOSE SHARKS

HP Pavilion at San Jose
525 West Santa Clara Street
San Jose, CA 95113

2009-10 Game. vs SAN JOSE

At Edmonton – November 27,
March 21
At San Jose – January 2,
January 16

CLUB DIRECTORY

President & Chief Executive Officer/ NHL Executive Committee	Greg Jamison
Executive V.P. of Business Operations	Malcolm Bordelon
Executive V.P. & G.M. (HP Pavilion at San Jose)	Jim Goddard
Executive V.P. & General Counsel	Don Gralnek
Executive V.P. & G.M. (Sharks)	Doug Wilson
Executive V.P. & Chief Financial Officer	Charlie Faas
President, Sharks Minor Holdings	Michael T. Lehr
Vice President of Finance	Ken Caveney
Vice President of Corporate Partnerships	Eric Mastalir
Vice President of Sales & Marketing	Kent Russell
Vice President of Building Operations	Rich Sotelo
Vice President and Assistant G.M. (Sharks)	Wayne Thomas
Director of Hockey Operations	Joe Will
Head Coach	Todd McLellan
Assistant Coaches	Trent Yawney, Matt Shaw, Jay Woodcroft
Goaltending Development Coach	Corey Schwab
Development Coach	Mike Ricci
Head Athletic Trainer	Ray Tufts, ATC
Assistant Athletic Trainer	Wes Howard, ATC
Strength & Conditioning Coordinator	Mike Potenza
Massage Therapist	Arnulfo Aguirre, CMT
Equipment Manager	Mike Aldrich
Assistant Equipment Manager	Rick Bronwell
Equipment Assistant & Transportation	Roy Sneesby
Senior Director of Communications	Ken Arnold
Director of Media Relations	Scott Emmert
Director of Communications & Internet Services	Roger Ross
Director of Public Relations	Jim Sparaco
Media Relations Manager	Tom Holy
Media Relations and Team Services Coordinator	Ryan Stenn
Arena (Capacity)	HP Pavilion at San Jose (17,496)
Public Relations Phone	(408) 287-7070
Public Relations FAX	(408) 999-5797
Website	www.sjsharks.com

EDMONTON OILERS VS. SAN JOSE SHARKS

Yearly Record 1991-92 to 2008-09

Yearly Record 1991-92 to 2008-09

SEASON	GP	W	L	T	OTL	GF	GA	PTS	PCT.	AT EDMONTON			AT SAN JOSE		
										W-L-T-OTL	GF	GA	W-L-T-OTL	GF	GA
1991-92	7	3	3	1	—	29	28	7	.500	3-0-1-0	22	11	0-3-0-0	7	17
1992-93	7	5	2	0	—	26	18	10	.714	3-0-0-0	14	3	2-2-0-0	12	15
1993-94	6	2	2	2	—	16	17	6	.500	2-0-1-0	11	8	0-2-1-0	5	9
1994-95	5	3	2	0	—	17	16	6	.600	2-1-0-0	12	9	1-1-0-0	5	7
1995-96	5	3	1	1	—	20	12	7	.700	1-0-1-0	5	3	2-1-0-0	15	10
1996-97	6	4	2	0	—	21	13	8	.667	2-1-0-0	9	6	2-1-0-0	12	7
1997-98	5	3	2	0	—	17	11	6	.600	2-1-0-0	10	5	1-1-0-0	7	6
1998-99	4	2	1	1	—	16	14	5	.625	1-1-0-0	8	7	1-0-1-0	8	7
1999-00	4	2	0	1	1	5	6	6	.750	0-1-1-0	1	2	1-0-0-1	4	4
2000-01	4	0	1	3	0	8	13	3	.375	0-0-2-0	5	5	0-1-1-0	3	8
2001-02	4	1	2	0	1	11	13	3	.375	1-1-0-0	4	4	0-1-0-1	7	9
2002-03	4	1	1	2	0	13	13	4	.500	1-0-1-0	5	4	0-1-1-0	8	9
2003-04	4	2	1	1	0	13	8	5	.625	1-1-0-0	6	4	1-0-1-0	7	4
2004-05	DID NOT PLAY														
2005-06	4	3	1	0	0	10	10	6	.750	2-0-0-0	5	3	1-1-0-0	5	7
2006-07	4	2	2	0	0	10	14	4	.500	1-1-0-0	7	9	1-1-0-0	3	5
2007-08	4	3	1	0	0	8	8	6	.750	1-1-0-0	3	5	2-0-0-0	5	3
2008-09	4	1	3	0	0	7	12	2		0-2-0-0	2	6	1-1-0-0	5	6
TOTALS	81	39	28	12	2	247	227	92		23-11-7-0	129	94	16-17-5-2	118	133

EDMONTON OILERS VS. SAN JOSE SHARKS

2008-09 Results & Statistics

AT EDMONTON

Jan. 9/09 Oilers 1 Sharks 4

Apr. 2/09 Oilers 1 Sharks 2

AT SAN JOSE

Dec. 6/08 Oilers 3 Sharks 2 OT

Feb. 17/09 Oilers 2 Sharks 4

WINNING GOAL

Brad Staubitz

Dan Boyle

WINNING GOAL

Kyle Brodziak

Patrick Marleau

OILERS	GP	G	A	TP	+/-	PIM	SHARKS	GP	G	A	TP	+/-	PIM
Tom Gilbert	4	0	4	4	-1	2	Patrick Marleau	3	4	0	4	2	4
Dustin Penner	4	1	2	3	-1	6	Joe Pavelski	4	1	3	4	1	4
Kyle Brodziak	4	1	1	2	0	0	Dan Boyle	4	2	1	3	2	2
Shawn Horcoff	4	0	2	2	-2	4	Devin Setoguchi	4	1	2	3	1	2
Sheldon Souray	4	0	2	2	-3	0	Joe Thornton	4	1	1	2	3	0
Erik Cole	3	1	0	1	-2	4	Jonathan Cheechoo	3	1	1	2	2	2
Sam Gagner	3	1	0	1	-2	0	Jeremy Roenick	2	1	1	2	1	2
Denis Grebeshkov	3	1	0	1	0	2	Rob Blake	4	0	2	2	3	4
Ales Hemsky	3	1	0	1	-1	2	Milan Michalek	4	0	2	2	1	8
Zachery Stortini	3	1	0	1	-1	10	Douglas Murray	4	0	2	2	1	2
Andrew Cogliano	4	0	1	1	-1	0	Brad Staubitz	3	1	0	1	0	13
Robert Nilsson	3	0	1	1	-1	0	Christian Ehrhoff	4	0	1	1	3	4
Lubomir Visnovsky	2	0	1	1	0	0	Mike Grier	3	0	1	1	2	0
Ethan Moreau	4	0	0	0	-2	6	Alexei Semenov	3	0	1	1	2	14
Steve Staios	4	0	0	0	-4	6	Jody Shelley	2	0	1	1	1	0
Jason Strudwick	4	0	0	0	-1	9	Tom Cavanagh	1	0	1	1	1	0
Marc-Antoine Pouliot	3	0	0	0	-3	2	Lukas Kaspar	1	0	1	1	1	0
Ladislav Smid	3	0	0	0	-2	0	Marc-Edouard Vlasic	4	0	0	0	2	2
Theo Peckham	2	0	0	0	-1	5	Ryane Clowe	3	0	0	0	1	4
Liam Reddox	2	0	0	0	0	0	Marcel Goc	3	0	0	0	0	0
Gilbert Brule	1	0	0	0	0	0	Jamie McGinn	2	0	0	0	-1	0
Ales Kotalik	1	0	0	0	-1	2	Tomas Plihal	2	0	0	0	1	0
Steve MacIntyre	1	0	0	0	-1	0	Derek Joslin	1	0	0	0	0	0
Patrick O'Sullivan	1	0	0	0	0	0	Claude Lemieux	1	0	0	0	-1	15
Fernando Pisani	1	0	0	0	0	0	Brad Lukowich	1	0	0	0	0	0
Rob Schremp	1	0	0	0	0	0	Travis Moen	1	0	0	0	0	2
							Ryan Vesce	1	0	0	0	0	0

OILERS GOALTENDERS

	GP	MIN	W-L-OT	SO	GA	SA	SV	GAA	SV%
Mathieu Garon	1	40	0-0-0	0	1	21	20	1.50	.952
Dwayne Roloson	4	199	1-3-0	0	11	106	95	3.32	.896

SHARKS GOALTENDER

	GP	MIN	W-L-OT	SO	GA	SA	SV	GAA	SV%
Evgeni Nabokov	4	242	3-0-1	0	7	95	88	1.73	.926

GOALS BY PERIOD

	1	2	3	OT	TOTAL	SHOTS BY PERIOD	1	2	3	OT	TOTAL
Oilers	4	2	0	1	7	Oilers	20	38	35	2	95
Sharks	6	6	0	0	12	Sharks	42	56	29	0	127

POWERPLAY

	PPG	ATT	PCT.	PENALTY KILLING	PK	TSH	PCT.
Oilers	5	22	22.7	Oilers	11	15	73.3
Sharks	4	15	26.7	Sharks	17	22	77.3

VS. ST. LOUIS BLUES



ST. LOUIS BLUES
 Scottrade Center
 1401 Clark Avenue
 St. Louis, MO 63103

2009-10 Games vs. ST. LOUIS
 At Edmonton – December 21,
 January 28
 At St. Louis – December 11,
 March 28

CLUB DIRECTORY

SCP Worldwide - Principal Owner and Chairman/Governor/ Chairman, SCP Worldwide	David W. Checketts
Vice Chairman/Alternate Governor/Partner, SCP Worldwide	Michael McCarthy
Alternate Governor/Partner, SCP Worldwide	Kenneth Munoz
President of Hockey Operations/Alt. Gov.	John Davidson
CEO of St. Louis Blues Enterprises/Alt. Gov.	Peter McLoughlin
Sr. V.P. and General Manager	Larry Pleau
Vice President, Player Personnel	Doug Armstrong
Vice President, Hockey Operations	Al MacInnis
Exec. V.P., G.M., Scottrade Center	Marty Brooks
Exec. V.P., Chief Marketing Officer	David Bullock
Exec. V.P., Corporate and Sponsorship Sales	Mark Toffolo
Sr. V.P., Sales	Todd Lambert
Sr. V.P., Finance and Administration	Phil Siddle
Sr. V.P., Business Development	Eric Stisser
Sr. V.P., Marketing	Karrie Yager
Vice President, Public Relations	Mike Caruso
Vice President, Suite Sales	Chris Diiorio
Vice President, Radio Sales	Jim Goessling
Vice President, Corporate and Sponsorship Sales	Bryan Lucas
Vice President, Entertainment and Event Marketing	Mark Tamar
Assistant G.M./Director, Amateur Scouting	Jarmo Kekalainen
Assistant G.M./Director, Pro Scouting/Peoria G.M.	Kevin McDonald
Head Coach	Andy Murray
Assistant Coach/Goaltending Coach	Rick Wamsley
Assistant Coaches	Ray Bennett, Brad Shaw
Strength and Conditioning Coach	Nelson Ayotte
Video Coach	Scott Masters
Goaltending Consultant	Ed Belfour
Asst. Director, Public Relations/Team Services	Rich Jankowski
Athletic Trainer / Asst. Trainer	Ray Barile / Mike Hannegan
Equipment Manager / Asst. Manager	Bert Godin / Joel Farnsworth
Equipment Assistant	Ray Halle
Massage Therapist	Jeff Wright
Arena (Capacity)	Scottrade Center (19,150)
Public Relations Phone	(314) 622-2500
Public Relations FAX	(314) 622-2582
Website	www.stlouisblues.com

EDMONTON OILERS VS. ST. LOUIS BLUES

Yearly Record 1979-80 to 2008-09

Yearly Record 1979-80 to 2008-09

SEASON	GP	W	L	T	OTL	GF	GA	PTS	PCT.	AT EDMONTON		GF	GA	AT ST. LOUIS		GF	GA
										W-L-T-OTL				W-L-T-OTL			
1979-80	4	0	3	1	—	11	16	1	.125	0-1-1-0	8	11	0-2-0-0	3	5		
1980-81	4	1	2	1	—	22	18	3	.375	1-1-0-0	13	8	0-1-1-0	9	10		
1981-82	3	3	0	0	—	19	11	6	1.000	1-0-0-0	8	6	2-0-0-0	11	5		
1982-83	3	2	0	1	—	15	12	5	.833	1-0-1-0	8	7	1-0-0-0	7	5		
1983-84	3	1	2	0	—	13	20	2	.333	0-1-0-0	1	7	1-1-0-0	12	13		
1984-85	3	3	0	0	—	20	9	6	1.000	2-0-0-0	12	7	1-0-0-0	8	2		
1985-86	3	1	1	1	—	14	15	3	.500	1-0-0-0	6	3	0-1-1-0	8	12		
1986-87	3	3	0	0	—	15	5	6	1.000	2-0-0-0	11	3	1-0-0-0	4	2		
1987-88	3	3	0	0	—	17	11	6	1.000	1-0-0-0	5	2	2-0-0-0	12	9		
1988-89	3	3	0	0	—	14	9	6	1.000	2-0-0-0	10	7	1-0-0-0	4	2		
1989-90	2	2	0	1	—	17	13	5	.833	1-0-0-0	8	6	1-0-1-0	9	7		
1990-91	3	0	3	0	—	5	11	0	.000	0-2-0-0	4	9	0-1-0-0	1	2		
1991-92	3	1	1	1	—	9	8	3	.500	1-0-1-0	7	5	0-1-0-0	2	3		
1992-93	3	0	2	1	—	6	15	1	.167	0-1-0-0	1	5	0-1-1-0	5	10		
1993-94	4	0	4	0	—	12	18	0	.000	0-2-0-0	3	7	0-2-0-0	9	12		
1994-95	4	2	2	0	—	10	16	4	.500	2-0-0-0	9	7	0-2-0-0	1	9		
1995-96	4	1	3	0	—	14	17	2	.250	0-2-0-0	6	11	1-1-0-0	8	6		
1996-97	4	2	2	0	—	12	9	4	.500	0-2-0-0	3	6	2-0-0-0	9	3		
1997-98	4	4	0	0	—	11	2	8	1.000	2-0-0-0	4	1	2-0-0-0	7	1		
1998-99	4	2	2	0	—	12	13	4	.500	1-1-0-0	5	5	1-1-0-0	7	8		

CONTINUED...

VS. ST. LOUIS BLUES

EDMONTON OILERS VS. ST. LOUIS BLUES

Yearly Record 1979-80 to 2008-09

SEASON	GP	W	L	T	OTL	GF	GA	PTS	PCT.	AT EDMONTON W-L-T-OTL	GF	GA	AT ST. LOUIS W-L-T-OTL	GF	GA
1999-00	4	0	2	1	1	7	11	2	.250	0-2-0-0	3	6	0-0-1-1	4	5
2000-01	4	2	2	0	0	11	12	4	.500	2-0-0-0	8	3	0-2-0-0	3	9
2001-02	4	1	2	1	0	6	7	3	.375	1-0-1-0	3	1	0-2-0-0	3	6
2002-03	4	1	2	1	0	12	11	3	.375	1-1-0-0	6	2	0-1-1-0	6	9
2003-04	4	1	2	1	0	10	11	3	.375	1-1-0-0	9	9	0-1-1-0	1	2
2004-05	DID NOT PLAY														
2005-06	4	1	2	0	1	14	13	3	.375	0-1-0-1	6	9	1-1-0-0	8	4
2006-07	4	1	2	0	1	13	15	3	.375	1-0-0-1	8	5	0-2-0-0	5	10
2007-08	4	3	1	0	0	15	13	6	.750	1-1-0-0	7	7	2-0-0-0	8	6
2008-09	4	4	0	0	0	8	5	8		2-0-0-0	3	2	2-0-0-0	5	3
TOTALS	104	48	42	11	3	364	347	110		27-19-4-2	185	167	21-23-7-1	179	180

EDMONTON OILERS VS. ST. LOUIS BLUES

2008-09 Results & Statistics

AT EDMONTON

Jan. 11/09 Oilers 2 Blues 1
Mar. 17/09 Oilers 2 Blues 1 SO

AT ST. LOUIS

Nov. 29/08 Oilers 4 Blues 2
Feb. 5/09 Oilers 2 Blues 1

WINNING GOAL

Sam Gagner
Ales Kotalik

WINNING GOAL

Dustin Penner
Robert Nilsson

OILERS	GP	G	A	TP	+/-	PIM	BLUES	GP	G	A	TP	+/-	PIM
Sheldon Souray	4	3	0	3	0	4	Brad Boyes	4	1	1	2	-1	4
Sam Gagner	4	1	2	3	1	2	Jay McClement	4	1	1	2	0	0
Shawn Horcoff	4	1	2	3	2	7	David Perron	4	0	2	2	1	2
Dustin Penner	4	1	1	2	0	2	David Backes	4	1	0	1	0	9
Denis Grebeshkov	4	0	2	2	1	2	Patrik Berglund	4	1	0	1	0	4
Robert Nilsson	3	0	2	2	2	2	Yan Stastny	2	1	0	1	-2	0
Ryan Potulny	2	0	2	2	2	0	Keith Tkachuk	4	0	1	1	0	0
Andrew Cogliano	4	1	0	1	1	0	Dan Hinote	3	0	1	1	0	0
Gilbert Brule	1	1	0	1	0	2	Jay McKee	3	0	1	1	1	0
Kyle Brodziak	4	0	1	1	-1	2	T.J. Oshie	3	0	1	1	0	2
Tom Gilbert	4	0	1	1	1	0	Roman Polak	3	0	1	1	-2	4
Erik Cole	3	0	1	1	1	0	Mike Weaver	3	0	1	1	1	2
Ales Hemsky	3	0	1	1	1	0	Carlo Colaiacovo	4	0	0	0	1	2
Ethan Moreau	4	0	0	0	-1	9	Brandon Crombeen	4	0	0	0	0	4
Liam Reddox	4	0	0	0	-1	0	Barret Jackman	4	0	0	0	-1	2
Steve Staios	4	0	0	0	1	7	Jeff Woywitka	4	0	0	0	1	10
Ladislav Smid	3	0	0	0	1	2	Cam Janssen	3	0	0	0	-1	7
Jason Strudwick	3	0	0	0	-1	2	Alexander Steen	3	0	0	0	-1	0
Marc-Antoine Pouliot	2	0	0	0	-1	0	Brad Winchester	3	0	0	0	0	0
Zachery Stortini	2	0	0	0	-1	19	Tyson Strachan	2	0	0	0	-2	0
Lubomir Visnovsky	2	0	0	0	1	0	Eric Brewer	1	0	0	0	-3	2
Ales Kotalik	1	0	0	0	0	0	Andy McDonald	1	0	0	0	0	0
Steve MacIntyre	1	0	0	0	-1	2	Cam Paddock	1	0	0	0	-1	0
Patrick O'Sullivan	1	0	0	0	0	0	Steve Regier	1	0	0	0	0	0
Fernando Pisani	1	0	0	0	0	0							

OILERS GOALTENDER	GP	MIN	W-L-OT	SO	GA	SA	SV	GAA	SV%
Dwayne Roloson	4	250	4-0-0	0	5	117	112	1.20	.957
BLUES GOALTENDERS	GP	MIN	W-L-OT	SO	GA	SA	SV	GAA	SV%
Chris Mason	2	130	0-0-2	0	2	57	55	0.92	.965
Manny Legace	2	117	0-2-0	0	6	50	44	3.09	.880

GOALS BY PERIOD	1	2	3	OT	TOTAL	SHOTS BY PERIOD	1	2	3	OT	TOTAL
Oilers	1	4	3	0	8	Oilers	39	33	33	2	107
Blues	2	2	1	0	5	Blues	40	40	32	5	117
POWERPLAY		PPG	ATT	PCT.		PENALTY KILLING			PK	TSH	PCT.
Oilers		2	16	12.5		Oilers			16	17	94.1
Blues		1	17	5.9		Blues			14	16	87.5

VS. TAMPA BAY LIGHTNING



TAMPA BAY LIGHTNING

St. Pete Times Forum
401 Channelside Drive
Tampa, FL 33602

2009-10 Game vs. TAMPA BAY

At Tampa Bay – December 9

CLUB DIRECTORY

Ownership Group	OK Hockey
Owner, Governor	Oren Koules
Owner, Alternate Governor, President	Len Barrie
Exec. V.P., General Manager	Brian Lawton
Exec. V.P., Finance/CFO	Joe Fada
Exec. V.P., Business Operations	Brian Rogers
Exec. V.P., Corporate Sales & Mktg. Partnerships	Steven Thomas
Exec. V.P., Communications	Bill Wickett
Vice President, I.T. and Telecommunications	David Everett
Sr. Vice President, Sales and Marketing	Brad Lott
Vice President and General Counsel	Paul Davis
Vice President, Human Resources	Keith Harris
Vice President, Strategic Planning	Imran Khan
Vice President, Corporate Communications	Angelina Lawton
Vice President, Ticket Operations	Jim Mannino
Vice President, Operations	Mary Milne
Vice President, Client Services	Courtney Simons
Vice President, Event Booking	Elmer Straub
Director of Govt. Relations/Community Affairs	Ron Pierce
Executive Assistant	Michele Rooney
Assistant General Managers	Tom Kurvers, Claude Loiselle
Director of Player Personnel	Jim Hammett
Head Coach	Rick Tocchet
Associate Coach	Rick Wilson
Assistant Coaches	Cap Raeder, Wes Walz
Video Coach	Nigel Kirwan
Strength and Conditioning Coach	Chuck Lobe
Player Development/Defense Coach	Jim Johnson
Director of Team Services	Ryan Belec
Head Athletic Trainer	Thomas Mulligan
Assistant Athletic Trainer	Mike Poirier
Massage Therapist	Mike Griebel
Equipment Manager	Ray Thill
Assistant Equipment Managers	Rob Kennedy, Clay Roffer
Media Relations Manager	Brian Breseman
Arena (Capacity)	St. Pete Times Forum (19,758)
Media Relations Phone	(813) 301-6500
Media Relations FAX	(813) 301-1480
Ticket Info.	(813) 301-6600
Website	www.tampabaylightning.com

EDMONTON OILERS VS. TAMPA BAY LIGHTNING

Yearly Record 1992-93 to 2008-09

SEASON										AT EDMONTON			AT TAMPA BAY		
GP	W	L	T	OTL	GF	GA	PTS	PCT.	W-L-T-OTL	GF	GA	W-L-T-OTL	GF	GA	
1992-93	4	2	2	0	—	8	13	4	.500	2-0-0-0	6	4	0-2-0-0	2	9
1993-94	2	1	0	1	—	7	6	3	.750	1-0-0-0	3	2	0-0-1-0	4	4
1994-95	DID NOT PLAY														
1995-96	2	1	1	0	—	4	8	2	.500	0-1-0-0	0	5	1-0-0-0	4	3
1996-97	2	1	0	1	—	5	3	3	.750	1-0-0-0	3	1	0-0-1-0	2	2
1997-98	2	2	0	0	—	6	2	2	1.000	1-0-0-0	4	2	1-0-0-0	2	0
1998-99	2	1	1	0	—	5	3	2	.500	0-1-0-0	1	2	1-0-0-0	4	1
1999-00	2	2	0	0	0	12	4	4	1.000	1-0-0-0	5	1	1-0-0-0	7	3
2000-01	1	1	0	0	0	5	4	2	1.000	0-0-0-0	0	0	1-0-0-0	5	4
2001-02	2	2	0	0	0	5	3	4	1.000	1-0-0-0	2	1	1-0-0-0	3	2
2002-03	1	0	1	0	0	2	3	0	.000	0-0-0-0	0	0	0-1-0-0	2	3
2003-04	1	0	1	0	0	2	3	0	.000	0-1-0-0	2	3	0-0-0-0	0	0
2004-05	DID NOT PLAY														
2005-06	DID NOT PLAY														
2006-07	1	0	1	0	0	1	3	0	.000	0-1-0-0	1	3	0-0-0-0	0	0
2007-08	1	0	1	0	0	3	4	0	.000	0-0-0-0	0	0	0-1-0-0	3	4
2008-09	1	1	0	0	0	5	3	2		1-0-0-0	5	3	0-0-0-0	0	0
TOTALS	24	14	8	2	0	70	62	30		8-4-0-0	32	27	6-4-2-0	38	35

EDMONTON OILERS VS. TAMPA BAY LIGHTNING

2008-09 Results & Statistics

AT EDMONTON

Feb. 24/09 Oilers 5 Lightning 3

WINNING GOAL

Andrew Cogliano

OILERS	GP	G	A	TP	+/-	PIM	LIGHTNING	GP	G	A	TP	+/-	PIM
Sheldon Souray	1	2	0	2	1	2	Cory Murphy	1	2	0	2	-1	0
Andrew Cogliano	1	1	1	2	2	0	Martin St. Louis	1	0	2	2	1	0
Ethan Moreau	1	0	2	2	3	0	Steven Stamkos	1	1	0	1	-1	0
Erik Cole	1	1	0	1	1	0	Vincent Lecavalier	1	0	1	1	0	0
Jason Strudwick	1	1	0	1	3	0	Ryan Malone	1	0	1	1	1	0
Kyle Brodziak	1	0	1	1	0	0	Mark Recchi	1	0	1	1	-1	2
Sam Gagner	1	0	1	1	1	4	Evgeny Artyukhin	1	0	0	0	-2	0
Zachery Stortini	1	0	1	1	2	0	Ryan Craig	1	0	0	0	-2	0
Tom Gilbert	1	0	0	0	0	0	Steve Eminger	1	0	0	0	-1	0
Ales Hemsky	1	0	0	0	-1	0	Adam Hall	1	0	0	0	-3	0
Shawn Horcoff	1	0	0	0	-2	0	Jeff Halpern	1	0	0	0	0	2
Steve MacIntyre	1	0	0	0	0	5	David Koci	1	0	0	0	0	7
Robert Nilsson	1	0	0	0	2	2	Marek Malik	1	0	0	0	0	2
Theo Peckham	1	0	0	0	3	2	Josef Melichar	1	0	0	0	-2	4
Dustin Penner	1	0	0	0	0	0	Matt Pettinger	1	0	0	0	-1	0
Liam Reddox	1	0	0	0	0	0	Vaclav Prospal	1	0	0	0	-1	2
Ladislav Smid	1	0	0	0	-1	0	Gary Roberts	1	0	0	0	-1	2
Steve Staios	1	0	0	0	0	0	Matt Smaby	1	0	0	0	-1	0

OILERS GOALTENDER	GP	MIN	W-L-OT	SO	GA	SA	SV	GAA	SV%
Dwayne Roloson	1	60	1-0-0	0	3	29	26	3.00	.897
LIGHTNING GOALTENDER	GP	MIN	W-L-OT	SO	GA	SA	SV	GAA	SV%
Karri Ramo	1	59	0-1-0	0	4	44	40	4.09	.909

GOALS BY PERIOD	1	2	3	OT	TOTAL	SHOTS BY PERIOD	1	2	3	OT	TOTAL
Oilers	2	1	2	0	5	Oilers	11	14	20	0	45
Lightning	0	2	1	0	3	Lightning	3	15	11	0	29
POWERPLAY		PPG	ATT	PCT.		PENALTY KILLING			PK	TSH	PCT.
Oilers		0	6	0.0		Oilers			2	3	66.7
Lightning		1	3	33.3		Lightning			6	6	100.0

VS. TORONTO MAPLE LEAFS



TORONTO MAPLE LEAFS

Air Canada Centre
40 Bay Street, Suite 400
Toronto, ON M5J 2X2

2009-10 Games vs. TORONTO

At Edmonton – December 30
At Toronto – March 13

CLUB DIRECTORY

Chairman, NHL Governor	Lawrence M. Tanenbaum
President, Chief Executive Officer and Alternate NHL Governor	Richard Peddie
Alternate NHL Governor	Erol Uzumeri
Alternate NHL Governor	Dale H. Lastman
Executive Vice-President, Chief Operating Officer	Tom Anselmi
Executive V.P., CFO & Business Development	Ian Clarke
Executive Vice-President, Venues and Entertainment	Bob Hunter
Sr. V.P., General Counsel and Corporate Secretary	Robin Brunner
Senior Vice-President, People	Mardi Walker
Senior Vice-President, Broadcast and Content	Chris Hebb
Sr. V.P., Corporate and Community Partnerships	Dave Hopkinson
Senior Vice-President, Finance	Kevin Nonomura
Senior Vice-President, Ticket Sales and Service	Beth Robertson
President, G.M. and Alt. Governor	Brian Burke
Senior Vice-President of Hockey Operations	David Nonis
Vice-President of Hockey Operations	Dave Poulin
Asst. G.M. and Director of Hockey Operations	Jeff Jackson
Senior Advisor	Cliff Fletcher
Head Coach	Ron Wilson
Assistant Coaches	Keith Acton, Tim Hunter, Rob Zettler
Goaltending Consultant	Francois Allaire
Goaltending Coach	Corey Hirsch
Skating Coach	Graeme Townshend
Director, Hockey and Scouting Administration	Reid Mitchell
Strength and Conditioning Coordinator	Anthony Belza
Manager, Team Services	Dave Griffiths
Head Athletic Therapist	Andy Playter
Equipment Manager	Brian Papineau
Assistant Equipment Managers	Tom Blatchford, Bobby Hastings
Director, Media Relations	Pat Park
Coordinators, Media Relations	Craig Downey, Aaron Gogishvili
Arena (Capacity)	Air Canada Centre (18,819)
Public Relations Phone	(416) 815-5700
Public Relations FAX	(416) 359-9331
Website	www.mapleleafs.com

EDMONTON OILERS VS. TORONTO MAPLE LEAFS

Yearly Record 1979-80 to 2008-09

SEASON	GP	W	L	T	OTL	GF	GA	PTS	PCT.	AT EDMONTON W-L-T-OTL	GF	GA	AT TORONTO W-L-T-OTL	GF	GA
1979-80	4	2	1	1	—	23	18	5	.625	1-1-0-0	11	9	1-0-1-0	12	9
1980-81	4	2	1	1	—	17	13	5	.625	1-0-1-0	8	5	1-1-0-0	9	8
1981-82	3	2	1	0	—	12	12	4	.667	2-0-0-0	11	5	0-1-0-0	1	7
1982-83	3	2	0	1	—	16	10	5	.833	0-0-1-0	6	6	2-0-0-0	10	4
1983-84	3	2	1	0	—	16	15	4	.667	2-0-0-0	13	7	0-1-0-0	3	8
1984-85	3	2	0	1	—	19	8	5	.833	0-0-1-0	3	3	2-0-0-0	16	5
1985-86	3	2	1	0	—	25	17	4	.667	2-0-0-0	16	6	0-1-0-0	9	11
1986-87	3	2	1	0	—	18	10	4	.667	1-0-0-0	9	2	1-1-0-0	9	8
1987-88	3	2	0	1	—	15	10	5	.833	1-0-1-0	9	6	1-0-0-0	6	4
1988-89	3	3	0	0	—	23	5	6	1.000	1-0-0-0	9	1	2-0-0-0	14	4
1989-90	3	1	2	0	—	12	12	2	.333	1-1-0-0	10	9	0-1-0-0	2	3
1990-91	3	2	1	0	—	9	6	4	.667	1-0-0-0	3	2	1-1-0-0	6	4
1991-92	3	1	2	0	—	14	17	2	.333	0-1-0-0	2	5	1-1-0-0	12	12
1992-93	3	0	2	1	—	7	13	1	.167	0-1-1-0	5	9	0-1-0-0	2	4
1993-94	4	1	2	1	—	15	14	3	.375	1-1-0-0	8	6	0-1-1-0	7	8
1994-95	4	2	2	0	—	17	14	4	.500	1-1-0-0	10	9	1-1-0-0	7	5
1995-96	4	0	3	1	—	10	19	1	.125	0-1-1-0	6	7	0-2-0-0	4	12
1996-97	4	3	1	0	—	17	17	6	.750	2-0-0-0	10	8	1-1-0-0	7	9
1997-98	4	2	2	0	—	11	13	4	.500	2-0-0-0	6	4	0-2-0-0	5	9
1998-99	3	0	3	0	—	5	11	0	.000	0-2-0-0	3	8	0-1-0-0	2	3
1999-00	3	0	2	0	1	4	10	1	.167	0-1-0-1	2	5	0-1-0-0	2	5
2000-01	3	1	2	0	0	8	8	2	.333	1-1-0-0	5	4	0-1-0-0	3	4
2001-02	2	1	1	0	0	5	5	2	.500	1-1-0-0	5	5	0-0-0-0	0	0

CONTINUED...

EDMONTON OILERS VS. TORONTO MAPLE LEAFS

Yearly Record 1979-80 to 2008-09

SEASON	GP	W	L	T	OTL	GF	GA	PTS	PCT.	AT EDMONTON W-L-T-OTL	GF	GA	AT TORONTO W-L-T-OTL	GF	GA
2002-03	3	2	1	0	0	10	9	4	.667	1-1-0-0	5	5	1-0-0-0	5	4
2003-04	2	1	1	0	0	4	6	2	.500	1-0-0-0	3	2	0-1-0-0	1	4
2004-05									DID NOT PLAY						
2005-06	1	0	1	0	0	2	3	0	.000	0-1-0-0	2	3	0-0-0-0	0	0
2006-07	1	0	1	0	0	3	4	0	.000	0-0-0-0	0	0	0-1-0-0	3	4
2007-08									DID NOT PLAY						
2008-09	2	1	1	0	0	6	6	2		0-1-0-0	2	5	1-0-0-0	4	1
TOTALS	84	39	36	8	1	343	305	87		23-15-6-1	182	146	16-21-2-0	161	159

EDMONTON OILERS VS. TORONTO MAPLE LEAFS

2008-09 Results & Statistics

AT EDMONTON

Nov. 13/08 Oilers 2 Maple Leafs 5

AT TORONTO

Mar. 7/09 Oilers 4 Maple Leafs 1

WINNING GOAL

Nik Antropov

WINNING GOAL

Kyle Brodziak

OILERS	GP	G	A	TP	+/-	PIM	MAPLE LEAFS	GP	G	A	TP	+/-	PIM
Ales Hemsky	2	1	3	4	2	0	Matt Stajan	2	0	4	4	-1	0
Denis Grebeshkov	2	0	3	3	5	2	Tomas Kaberle	1	1	2	3	-1	0
Kyle Brodziak	2	2	0	2	2	0	Jason Blake	2	0	2	2	-1	2
Shawn Horcoff	2	0	2	2	2	0	Mikhail Grabovski	2	1	0	1	-2	0
Sam Gagner	2	1	0	1	0	2	Nikolai Kulemin	2	1	0	1	0	0
Fernando Pisani	2	1	0	1	0	0	Alexei Ponikarovsky	2	1	0	1	-2	2
Ethan Moreau	1	1	0	1	0	0	Ian White	2	1	0	1	-2	0
Andrew Coglian	2	0	1	1	0	2	Nik Antropov	1	1	0	1	0	0
Tom Gilbert	2	0	1	1	4	2	Carlo Colaiacovo	1	0	1	1	2	0
Liam Reddox	1	0	1	1	1	0	Lee Stempniak	1	0	1	1	-3	0
Dustin Penner	2	0	0	0	1	0	Anton Stralman	1	0	1	1	1	0
Marc-Antoine Pouliot	2	0	0	0	-1	2	Jeff Finger	2	0	0	0	-1	0
Sheldon Souray	2	0	0	0	-1	6	Pavel Kubina	2	0	0	0	-1	8
Steve Staios	2	0	0	0	-1	0	Jamal Mayers	2	0	0	0	0	2
Zachery Stortini	2	0	0	0	1	5	Luke Schenn	2	0	0	0	-2	0
Jason Strudwick	2	0	0	0	0	7	Boyd Devereaux	1	0	0	0	0	0
Erik Cole	1	0	0	0	0	0	Jonas Frogren	1	0	0	0	0	0
Ales Kotalik	1	0	0	0	1	0	Niklas Hagman	1	0	0	0	0	0
Robert Nilsson	1	0	0	0	0	0	Jeffrey Hamilton	1	0	0	0	-2	0
Patrick O'Sullivan	1	0	0	0	0	0	Ryan Hollweg	1	0	0	0	0	2
Ladislav Smid	1	0	0	0	0	0	Brad May	1	0	0	0	0	0
Lubomir Visnovsky	1	0	0	0	-1	0	John Mitchell	1	0	0	0	-2	0
							Dominic Moore	1	0	0	0	0	0
							Benjamin Ondrus	1	0	0	0	0	12
							Alexander Steen	1	0	0	0	1	0
							Mike Van Ryn	1	0	0	0	0	0

OILERS GOALTENDERS	GP	MIN	W-L-OT	SO	GA	SA	SV	GAA	SV%
Dwayne Roloson	1	60	1-0-0	0	1	40	39	1.00	.975
Jeff Drouin-Deslauriers	1	60	0-1-0	0	5	28	23	5.02	.821
MAPLE LEAFS GOALTENDERS	GP	MIN	W-L-OT	SO	GA	SA	SV	GAA	SV%
Vesa Toskala	1	60	1-0-0	0	2	25	23	2.00	.920
Martin Gerber	1	59	0-1-0	0	3	17	14	3.05	.824

GOALS BY PERIOD	1	2	3	OT	TOTAL	SHOTS BY PERIOD	1	2	3	OT	TOTAL
Oilers	1	4	1	0	6	Oilers	20	12	11	0	43
Maple Leafs	0	4	2	0	6	Maple Leafs	15	33	20	0	68
POWERPLAY		PPG	ATT	PCT.		PENALTY KILLING			PK	TSH	PCT.
Oilers		1	6	16.7		Oilers			2	6	33.3
Maple Leafs		4	6	66.7		Maple Leafs			5	6	83.3

VS. VANCOUVER CANUCKS



VANCOUVER CANUCKS

General Motors Place
800 Griffiths Way
Vancouver, BC V6B 6G1

2009-10 Games vs. VANCOUVER

At Edmonton – October 19,
January 20, March 23
At Vancouver – October 25,
November 28, December 26

CLUB DIRECTORY

Chairman & Governor, NHL	Francesco Aquilini
Alternate Governor, NHL	Paolo Aquilini
Alternate Governor, NHL	Roberto Aquilini
Executive Office Manager	Cheryl Loveseth
President & General Manager & Alternate Governor, NHL	Mike Gillis
Chief Operating Officer	Victor De Bonis
Executive Vice President, Business & General Counsel	Jon Festinger
Vice President, Business Development	Gord Forbes
Vice President, Hockey Ops & Asst. G.M.	Laurence Gilman
Vice President, People Development	TBD
Vice President, Player Personnel & Asst. G.M.	Lorne Henning
Vice President & G.M., Arena Operations	Harvey Jones
Vice President, Finance & CFO	Todd Kobus
General Manager & Alternate Governor, NHL	Mike Gillis
Executive Assistants	Michelle Di Tomaso, Joan Stobbs
Vice President, Player Personnel & Asst. G.M.	Lorne Henning
Vice President, Hockey Ops & Asst. G.M.	Laurence Gilman
Senior Advisor to the General Manager	Stan Smyl
Head Coach	Alain Vigneault
Associate Coach	Rick Bowness
Assistant Coach	Ryan Walter
Assistant Coach, Video	Darryl Williams
Goaltending Consultant	Ian Clark
Strength & Conditioning Coach	Roger Takahashi
Director, Player Development	Dave Gagner
Director, Media Relations & Team Operations	TC Carling
Manager, Media Relations & Team Operations	Ben Brown
Coordinator, Media Relations & Publications	Stephanie Maniago
Assistant, Media Relations	Jen Herrington
Head Athletic Trainer / Asst. Trainers	Mike Burnstein / Jon Sanderson, Marty Dudgeon
Equipment Manager / Asst. Manager	Pat O'Neill / Jamie Hendricks
Equipment Assistant	Brian Hamilton
Arena (Capacity)	General Motors Place (18,630)
Media Relations Phone	(604) 899-4600
Media Relations FAX	(604) 899-4640
Website	www.canucks.com

EDMONTON OILERS VS. VANCOUVER CANUCKS

Yearly Record 1979-80 to 2008-09

Yearly Record 1979-80 to 2002-03

SEASON	GP	W	L	T	OTL	GF	GA	PTS	PCT.	AT EDMONTON			AT VANCOUVER			GF	GA
										W-L-T-OTL	GF	GA	W-L-T-OTL	GF	GA		
1979-80	4	1	2	1	—	11	17	3	.375	0-1-1-0	6	9	1-1-0-0	5	8		
1980-81	4	2	2	0	—	19	13	4	.500	1-1-0-0	9	7	1-1-0-0	10	6		
1981-82	8	5	2	1	—	36	25	11	.688	4-0-0-0	26	10	1-2-1-0	10	15		
1982-83	8	5	2	1	—	42	25	11	.688	2-1-1-0	18	13	3-1-0-0	24	12		
1983-84	8	6	1	1	—	51	32	13	.813	3-0-1-0	29	16	3-1-0-0	22	16		
1984-85	8	3	3	2	—	38	28	8	.500	3-1-0-0	22	8	0-2-2-0	16	20		
1985-86	8	7	0	1	—	51	23	15	.938	3-0-1-0	31	12	4-0-0-0	20	11		
1986-87	8	7	0	1	—	44	23	15	.938	4-0-0-0	19	9	3-0-1-0	25	14		
1987-88	8	7	0	1	—	46	27	15	.938	4-0-0-0	25	15	3-0-1-0	21	12		
1988-89	8	3	5	0	—	23	30	6	.375	2-2-0-0	11	13	1-3-0-0	12	17		
1989-90	8	6	1	1	—	31	19	13	.813	3-1-0-0	18	13	3-0-1-0	14	6		
1990-91	8	5	3	0	—	41	34	10	.625	4-0-0-0	23	14	1-3-0-0	18	20		
1991-92	7	5	2	0	—	35	26	10	.714	2-1-0-0	15	9	3-1-0-0	20	17		
1992-93	7	3	4	0	—	26	25	6	.429	2-2-0-0	15	11	1-2-0-0	11	14		
1994-95	5	1	3	1	—	14	24	3	.300	0-2-0-0	3	10	1-1-1-0	11	14		
1995-96	6	2	2	2	—	21	20	6	.500	1-1-1-0	10	9	1-1-1-0	11	11		
1996-97	5	2	2	1	—	19	12	5	.500	1-1-1-0	8	7	1-1-0-0	11	5		
1997-98	5	1	4	0	—	12	20	2	.200	1-1-0-0	6	8	0-3-0-0	6	12		
1998-99	6	5	0	1	—	20	9	11	.917	3-0-0-0	12	6	2-0-1-0	8	3		
1999-00	6	3	1	1	1	20	19	8	.667	1-1-1-0	8	8	2-0-0-1	12	11		
2000-01	5	2	2	0	1	16	18	5	.500	1-1-0-1	10	11	1-1-0-0	6	7		
2001-02	5	2	1	2	0	12	10	6	.600	1-1-0-0	6	6	1-0-2-0	6	4		
2002-03	5	0	2	1	2	13	20	3	.300	0-2-0-1	7	13	0-0-1-1	6	7		

CONTINUED...

EDMONTON OILERS VS. VANCOUVER CANUCKS

Yearly Record 1979-80 to 2008-09

SEASON	GP	W	L	T	OTL	GF	GA	PTS	PCT.	AT EDMONTON W-L-T-OTL	GF	GA	AT VANCOUVER W-L-T-OTL	GF	GA
2003-04	6	2	3	0	1	15	20	5	.417	1-1-0-1	7	10	1-2-0-0	8	10
2004-05									DID NOT PLAY						
2005-06	8	6	1	0	1	31	27	13	.813	3-1-0-0	13	11	3-0-0-1	18	16
2006-07	8	2	5	0	1	17	24	5	.313	1-3-0-0	7	14	1-2-0-1	10	10
2007-08	8	4	4	0	0	16	23	8	.500	2-2-0-0	10	14	2-2-0-0	6	9
2008-09	6	3	3	0	0	18	19	6		2-1-0-0	10	7	1-2-0-0	8	12
TOTALS	193	102	65	19	7	758	644	230		57-29-7-3	396	302	45-36-12-4	362	342

EDMONTON OILERS VS. VANCOUVER CANUCKS

2008-09 Results & Statistics

AT EDMONTON

Dec. 13/08	Oilers 3	Canucks 0
Jan. 7/09	Oilers 2	Canucks 4
Apr. 4/09	Oilers 5	Canucks 3

WINNING GOAL

Dustin Penner
Steve Bernier
Sheldon Souray

AT VANCOUVER

Oct. 25/08	Oilers 3	Canucks 6
Dec. 17/08	Oilers 2	Canucks 4
Dec. 26/08	Oilers 3	Canucks 2

WINNING GOAL

Kyle Wellwood
Daniel Sedin
Sheldon Souray

OILERS	GP	G	A	TP	+/-	PIM	CANUCKS	GP	G	A	TP	+/-	PIM
Ales Hemsky	5	2	5	7	2	2	Steve Bernier	6	2	4	6	0	0
Robert Nilsson	6	3	2	5	-2	0	Ryan Kesler	6	1	5	6	3	2
Sam Gagner	6	2	3	5	2	4	Alex Burrows	6	2	3	5	-2	18
Sheldon Souray	6	2	3	5	0	11	Daniel Sedin	6	2	3	5	0	2
Shawn Horcoff	6	1	3	4	2	2	Mason Raymond	6	4	0	4	3	4
Denis Grebeshkov	6	2	1	3	-1	4	Kyle Wellwood	6	3	1	4	-1	0
Dustin Penner	6	2	1	3	0	2	Jannik Hansen	4	3	1	4	3	0
Andrew Cogliano	6	0	3	3	-1	2	Kevin Bieksa	6	0	4	4	-2	10
Lubomir Visnovsky	5	0	3	3	-1	2	Alexander Edler	6	0	4	4	-1	2
Steve Staios	6	1	1	2	3	2	Pavol Demitra	5	1	1	2	-2	0
Erik Cole	5	1	0	1	-2	23	Willie Mitchell	6	0	2	2	-1	8
Marc-Antoine Pouliot	5	1	0	1	1	4	Henrik Sedin	6	0	2	2	-2	4
Ales Kotalik	1	1	0	1	2	0	Jason Krog	1	1	0	1	0	0
Patrick O'Sullivan	1	0	1	1	1	0	Mattias Ohlund	6	0	1	1	3	20
Kyle Brodziak	6	0	0	0	-2	9	Sami Salo	2	0	1	1	-1	0
Tom Gilbert	6	0	0	0	-2	2	Mats Sundin	2	0	1	1	1	0
Zachery Stortini	6	0	0	0	-1	28	Darcy Hordichuk	6	0	0	0	-2	11
Jason Strudwick	6	0	0	0	0	5	Shane O'Brien	6	0	0	0	0	19
Ethan Moreau	5	0	0	0	1	12	Rob Davison	4	0	0	0	0	12
Ladislav Smid	4	0	0	0	2	0	Taylor Pyatt	4	0	0	0	-1	6
Gilbert Brule	1	0	0	0	-2	0	Mike Brown	2	0	0	0	-1	22
Steve MacIntyre	1	0	0	0	0	7	Jason Jaffray	2	0	0	0	0	0
Theo Peckham	1	0	0	0	0	2	Ryan Johnson	2	0	0	0	-1	0
Fernando Pisani	1	0	0	0	0	0	Alexandre Bolduc	1	0	0	0	0	2
Liam Reddox	1	0	0	0	0	0	Rick Rypien	1	0	0	0	-1	5

OILERS GOALTENDERS

	GP	MIN	W-L-OT	SO	GA	SA	SV	GAA	SV%
Dwayne Roloson	5	297	3-2-0	1	11	145	134	2.22	.924
Mathieu Garon	1	60	0-1-0	0	6	30	24	6.00	.800

CANUCKS GOALTENDERS

	GP	MIN	W-L-OT	SO	GA	SA	SV	GAA	SV%
Jason LaBarbera	1	60	1-0-0	0	2	25	23	2.01	.920
Curtis Sanford	3	178	1-2-0	0	8	76	68	2.70	.895
Roberto Luongo	2	119	1-1-0	0	7	52	45	3.52	.865

GOALS BY PERIOD

	1	2	3	OT	TOTAL	SHOTS BY PERIOD	1	2	3	OT	TOTAL
Oilers	2	9	7	0	18	Oilers	51	60	43	0	154
Canucks	1	9	9	0	19	Canucks	41	75	61	0	177

POWERPLAY

	PPG	ATT	PCT.	PENALTY KILLING	PK	TSH	PCT.
Oilers	5	32	15.6	Oilers	22	29	75.9
Canucks	7	29	24.1	Canucks	27	32	84.4

VS. WASHINGTON CAPITALS



WASHINGTON CAPITALS
Verizon Center
627 N. Glebe Road, Suite 850
Arlington, VA 22203

2009-10 Game vs. WASHINGTON
At Edmonton – December 19

CLUB DIRECTORY

Chairman & Majority Owner	Ted Leonsis
President & Owner	Dick Patrick
Owners	Jack Davies, Richard Fairbank, Raul Fernandez, Michelle D. Freeman, Sheila Johnson, Richard Kay, Jeong Kim, Mark D. Lerner, George Stamas
Senior Director of Office Administration	Michelle Trostle
Vice President & General Manager	George McPhee
Assistant General Manager, Dir. of Legal Affairs	Don Fishman
Head Coach	Bruce Boudreau
Assistant Coaches	Dean Evason, Blaine Forsythe, Bob Woods
Goaltending Coach	Arturs Irbe
Strength and Conditioning Coach	Mark Nemish
Physiologist	Jack Blatherwick
Director, Team Operations	Katy Headman
Hockey Operations Assistants	Eric Garvey, Evan Gold
Manager, Team Services	Ian Anderson
Assistant General Manager, Player Personnel	Brian MacLellan
Head Athletic Trainer	Greg Smith
Assistant Athletic Trainer	Ben Reisz
Massage Therapist	Shawn Reid
Head Equipment Manager	Brock Myles
Assistant Equipment Manager	Craig Leydig
Equipment Assistant	Jeff Lewis
Vice President, Communications, CCO	Kurt Kehl
Senior Director, Media Relations	Nate Ewell
Assistant Director, Media Relations	Paul Rovnak
Communications Coordinator	Kelly Murray
Arena (Capacity)	Verizon Center (18,277)
Media Relations Phone	(202) 266-2200
Media Relations FAX	(202) 266-2360
Website	www.washingtoncaps.com

EDMONTON OILERS VS. WASHINGTON CAPITALS

Yearly Record 1979-80 to 2008-09

SEASON	GP	W	L	T	OTL	GF	GA	PTS	PCT.	AT EDMONTON W-L-T-OTL	GF	GA	AT WASHINGTON W-L-T-OTL	GF	GA
1979-80	4	3	1	0	—	22	13	6	.750	1-1-0-0	12	8	2-0-0-0	10	5
1980-81	4	1	2	1	—	14	17	3	.375	1-0-1-0	8	5	0-2-0-0	6	12
1981-82	3	2	0	1	—	15	10	5	.833	1-0-0-0	5	3	1-0-1-0	10	7
1982-83	3	2	0	1	—	14	9	5	.833	1-0-1-0	9	6	1-0-0-0	5	3
1983-84	3	2	1	0	—	20	16	4	.667	1-0-0-0	11	3	1-1-0-0	9	13
1984-85	3	1	0	2	—	14	11	4	.667	0-0-2-0	6	6	1-0-0-0	8	5
1985-86	3	0	3	0	—	8	15	0	.000	0-1-0-0	2	5	0-2-0-0	6	10
1986-87	3	1	2	0	—	11	13	2	.333	1-1-0-0	9	8	0-1-0-0	2	5
1987-88	3	1	2	0	—	5	8	2	.333	1-0-0-0	3	2	0-2-0-0	2	6
1988-89	3	1	2	0	—	9	16	2	.333	1-1-0-0	6	11	0-1-0-0	3	5
1989-90	3	2	1	0	—	13	11	4	.667	0-1-0-0	3	4	2-0-0-0	10	7
1990-91	3	0	3	0	—	6	12	0	.000	0-2-0-0	3	6	0-1-0-0	3	6
1991-92	2	0	2	0	—	7	12	0	.000	0-1-0-0	5	6	0-1-0-0	2	6
1992-93	2	1	1	0	—	7	6	2	.500	1-0-0-0	4	2	0-1-0-0	3	4
1993-94	2	0	1	1	—	4	5	1	.250	0-1-0-0	2	3	0-0-1-0	2	2
1994-95										DID NOT PLAY					
1995-96	2	0	2	0	—	4	8	0	.000	0-1-0-0	1	2	0-1-0-0	3	6
1996-97	2	2	0	0	—	7	2	2	1.000	1-0-0-0	4	1	1-0-0-0	3	1
1997-98	2	1	1	0	—	5	4	2	.500	1-0-0-0	4	2	0-1-0-0	1	2
1998-99	2	1	1	0	—	11	6	2	.500	1-0-0-0	8	2	0-1-0-0	3	4
1999-00	1	1	0	0	0	6	2	2	1.000	1-0-0-0	6	2	0-0-0-0	0	0
2000-01	1	0	1	0	0	0	4	0	.000	0-0-0-0	0	0	0-1-0-0	0	4
2001-02	2	1	1	0	0	6	5	2	.500	1-0-0-0	4	1	0-1-0-0	2	4

CONTINUED...

EDMONTON OILERS VS. WASHINGTON CAPITALS

Yearly Record 1979-80 to 2008-09

SEASON	GP	W	L	T	OTL	GF	GA	PTS	PCT.	AT EDMONTON W-L-T-OTL	GF	GA	AT WASHINGTON W-L-T-OTL	GF	GA
2002-03	1	1	0	0	0	5	3	2	1.000	1-0-0-0	5	3	0-0-0-0	0	0
2003-04	1	0	1	0	0	0	1	0	.000	0-0-0-0	0	0	0-1-0-0	0	1
2004-05									DID NOT PLAY						
2005-06									DID NOT PLAY						
2006-07	1	1	0	0	0	4	0	2	1.000	1-0-0-0	4	0	0-0-0-0	0	0
2007-08	1	0	0	0	1	4	5	1	.500	0-0-0-0	0	0	0-0-0-1	4	5
2008-09	1	1	0	0	0	5	2	2		0-0-0-0	0	0	1-0-0-0	5	2
TOTALS	61	26	28	6	1	226	216	59		16-10-4-0	124	91	10-18-2-1	102	125

EDMONTON OILERS VS. WASHINGTON CAPITALS

2008-09 Results & Statistics

AT WASHINGTON

Jan. 13/09 Oilers 5 Capitals 2

WINNING GOAL

Gilbert Brule

OILERS	GP	G	A	TP	+/-	PIM	CAPITALS	GP	G	A	TP	+/-	PIM
Erik Cole	1	3	0	3	2	0	Alexander Ovechkin	1	1	1	2	2	0
Gilbert Brule	1	1	1	2	2	4	Mike Green	1	1	1	2	-1	0
Kyle Brodziak	1	0	2	2	4	2	Tomas Fleischmann	1	1	0	1	-1	4
Steve MacIntyre	1	1	0	1	1	0	Michael Nylander	1	0	1	1	-1	0
Tom Gilbert	1	0	1	1	1	0	Alexander Semin	1	0	1	1	0	4
Denis Grebeshkov	1	0	1	1	1	0	Karl Alzner	1	0	0	0	-1	2
Ryan Potulny	1	0	1	1	1	0	Nicklas Backstrom	1	0	0	0	0	0
Sheldon Souray	1	0	1	1	1	0	Matt Bradley	1	0	0	0	0	0
Lubomir Visnovsky	1	0	1	1	1	0	Donald Brashear	1	0	0	0	-1	0
Andrew Coglianio	1	0	0	0	0	0	Chris Clark	1	0	0	0	-1	0
Sam Gagner	1	0	0	0	0	0	John Erskine	1	0	0	0	0	0
Shawn Horcoff	1	0	0	0	1	0	Sergei Fedorov	1	0	0	0	-2	0
Ethan Moreau	1	0	0	0	-1	0	Milan Jurcina	1	0	0	0	-1	0
Dustin Penner	1	0	0	0	0	0	Viktor Kozlov	1	0	0	0	-2	0
Marc-Antoine Pouliot	1	0	0	0	0	2	Brooks Laich	1	0	0	0	-1	0
Liam Reddox	1	0	0	0	-1	2	Shaone Morrisonn	1	0	0	0	-1	2
Ladislav Smid	1	0	0	0	1	0	Alexander Ovechkin	1	0	0	0	-1	0
Steve Staios	1	0	0	0	1	0	Jeff Schultz	1	0	0	0	-1	0
							David Steckel	1	0	0	0	-1	0

OILERS GOALTENDER

Dwayne Roloson

GP

1

MIN

60

W-L-OT

1-0-0

SO

0

GA

2

SA

36

SV

34

GAA

2.00

SV%

.944

CAPITALS GOALTENDERS

Jose Theodore

GP

1

MIN

58

W-L-OT

0-1-0

SO

0

GA

4

SA

22

SV

18

GAA

4.12

SV%

.818

GOALS BY PERIOD

	1	2	3	OT	TOTAL
Oilers	2	1	2	0	5
Capitals	0	1	1	0	2

SHOTS BY PERIOD

	1	2	3	OT	TOTAL
Oilers	9	8	6	0	23
Capitals	19	7	10	0	36

POWERPLAY

	PPG	ATT	PCT.
Oilers	1	6	16.7
Capitals	1	5	20.0

PENALTY KILLING

	PK	TSH	PCT.
Oilers	4	5	80.0
Capitals	5	6	83.3

Edmonton Oilers Yearly Record – 1979-80 to 2008-09

SEASON	GP	W	L	T	OTL	GF	GA	PTS	PCT.	NHL RANK	FINISHED	PLAYOFF RESULT
1979-80	80	28	39	13	—	301	322	69	.431	16	4th Smythe	Lost Preliminary Round
1980-81	80	29	35	16	—	328	327	74	.463	14	4th Smythe	Lost Quarter-Final
1981-82	80	48	17	15	—	417	295	111	.694	2	1st Smythe	Lost Division Semi-Final
1982-83	80	47	21	12	—	424	315	106	.663	3	1st Smythe	Lost Stanley Cup Final
1983-84	80	57	18	5	—	446	314	119	.744	1	1st Smythe	WON STANLEY CUP
1984-85	80	49	20	11	—	401	298	109	.681	2	1st Smythe	WON STANLEY CUP
1985-86	80	56	17	7	—	426	310	119	.744	1	1st Smythe	Lost Division Semi-Final
1986-87	80	50	24	6	—	372	284	106	.663	1	1st Smythe	WON STANLEY CUP
1987-88	80	44	25	11	—	363	288	99	.619	3	2nd Smythe	WON STANLEY CUP
1988-89	80	38	34	8	—	325	306	84	.525	7	3rd Smythe	Lost Division Semi-Final
1989-90	80	38	28	14	—	315	283	90	.563	5	2nd Smythe	WON STANLEY CUP
1990-91	80	37	37	6	—	272	272	80	.500	11	3rd Smythe	Lost Conference Final
1991-92	80	36	34	10	—	295	297	82	.513	12	3rd Smythe	Lost Conference Final
1992-93	84	26	50	8	—	242	337	60	.357	20	5th Smythe	Out of Playoffs
1993-94	84	25	45	14	—	261	305	64	.381	23	6th Pacific	Out of Playoffs
1994-95	48	17	27	4	—	136	183	38	.396	22	5th Pacific	Out of Playoffs
1995-96	82	30	44	8	—	240	304	68	.415	21	5th Pacific	Out of Playoffs
1996-97	82	36	37	9	—	252	247	81	.494	13	3rd Pacific	Lost Conference Semi-Final
1997-98	82	35	37	10	—	215	224	80	.488	15	3rd Pacific	Lost Conference Semi-Final
1998-99	82	33	37	12	—	230	226	78	.476	16	2nd Northwest	Lost Conference Quarter-Final
1999-00	82	32	26	16	8	226	212	88	.537	14	2nd Northwest	Lost Conference Quarter-Final
2000-01	82	39	28	12	3	243	222	93	.567	12	2nd Northwest	Lost Conference Quarter-Final
2001-02	82	38	28	12	4	205	182	92	.561	15	3rd Northwest	Out of Playoffs
2002-03	82	36	26	11	9	231	230	92	.561	14	4th Northwest	Lost Conference Quarter-Final
2003-04	82	36	29	12	5	221	208	89	.543	17	4th Northwest	Out of Playoffs
2004-05	—	—	—	—	—	—	—	—	—	—	Season Cancelled – NHL Lockout	
2005-06	82	41	28	13	—	256	251	95	.579	14	3rd Northwest	Lost Stanley Cup Final
2006-07	82	32	43	—	7	195	248	71	.433	25	5th Northwest	Out of Playoffs
2007-08	82	41	35	—	6	235	251	88	.537	19	4th Northwest	Out of Playoffs
2008-09	82	38	35	—	9	234	248	85	.518	21	4th Northwest	Out of Playoffs
TOTALS	2322	1092	904	262	64	8307	7789	2425	.522			5 STANLEY CUPS

Edmonton Oilers Yearly Home Record – 1979-80 to 2008-09

SEASON	GP	W	L	T	OTL	GF	GA	PTS	PCT.	NHL RANK
1979-80	40	17	14	9	—	165	145	43	.538	15
1980-81	40	17	13	10	—	178	151	44	.550	14
1981-82	40	31	5	4	—	244	138	66	.825	2
1982-83	40	25	9	6	—	212	148	56	.700	7
1983-84	40	31	5	4	—	241	135	66	.825	1
1984-85	40	26	7	7	—	207	136	59	.738	2
1985-86	40	32	6	2	—	228	141	66	.825	2
1986-87	40	29	6	5	—	199	124	63	.788	1
1987-88	40	28	8	4	—	197	126	60	.750	1
1988-89	40	21	16	3	—	172	150	45	.563	10
1989-90	40	23	11	6	—	165	130	52	.650	5T
1990-91	40	22	15	3	—	134	119	47	.588	10
1991-92	40	22	13	5	—	151	121	49	.613	11T
1992-93	42	16	21	5	—	132	151	37	.440	20
1993-94	42	17	22	3	—	147	147	37	.440	21
1994-95	24	11	12	1	—	69	84	23	.479	19
1995-96	41	15	21	5	—	118	143	35	.427	23
1996-97	41	21	16	4	—	124	117	46	.561	12
1997-98	41	20	16	5	—	103	103	45	.549	11
1998-99	41	17	19	5	—	113	112	39	.476	20
1999-00	41	18	11	9	3	118	94	48	.585	15
2000-01	41	23	9	7	2	124	92	55	.671	9
2001-02	41	23	14	4	0	110	84	50	.610	11
2002-03	41	20	12	5	4	111	105	49	.598	15
2003-04	41	22	12	4	3	123	102	51	.622	11
2004-05	—	—	—	—	—	—	—	—	—	Season Cancelled – NHL Lockout
2005-06	41	20	15	6	—	130	128	46	.561	23
2006-07	41	19	19	—	3	114	127	41	.500	22
2007-08	41	23	17	—	1	123	115	47	.573	18
2008-09	41	18	17	—	6	109	114	42	.512	25
TOTALS	1161	627	381	125	28	4361	3582	1407	.611	

Edmonton Oilers Yearly Road Record – 1979-80 to 2008-09

SEASON	GP	W	L	T	OTL	GF	GA	PTS	PCT.	NHL RANK
1979-80	40	11	25	4	–	136	177	26	.325	15
1980-81	40	12	22	6	–	150	176	30	.375	15
1981-82	40	17	12	11	–	173	157	45	.563	4
1982-83	40	22	12	6	–	212	167	50	.625	1
1983-84	40	26	13	1	–	205	179	53	.663	1
1984-85	40	23	13	4	–	194	162	50	.625	1
1985-86	40	24	11	5	–	198	169	53	.663	1
1986-87	40	21	18	1	–	173	160	43	.538	1
1987-88	40	16	17	7	–	166	162	39	.488	7
1988-89	40	17	18	5	–	153	156	39	.488	4
1989-90	40	15	17	8	–	150	153	38	.475	4 T
1990-91	40	15	22	3	–	138	153	33	.413	12
1991-92	40	14	21	5	–	144	176	33	.413	11
1992-93	42	10	29	3	–	110	186	23	.274	22
1993-94	42	8	23	11	–	114	158	27	.321	23
1994-95	24	6	15	3	–	67	99	15	.313	22
1995-96	41	15	23	3	–	122	161	33	.402	17
1996-97	41	15	21	5	–	128	130	35	.427	15
1997-98	41	15	21	5	–	112	121	35	.427	18
1998-99	41	16	18	7	–	117	114	39	.476	8
1999-00	41	14	15	7	5	117	114	40	.488	15
2000-01	41	16	19	5	1	119	130	38	.463	18
2001-02	41	15	14	8	4	95	98	42	.512	14
2002-03	41	16	14	6	5	120	125	43	.524	10
2003-04	41	14	17	8	2	98	106	38	.463	15
2004-05	Season Cancelled – NHL Lockout									
2005-06	41	21	13	7	–	126	123	49	.598	6
2006-07	41	13	24	–	4	81	121	30	.366	26
2007-08	41	18	18	–	5	112	136	41	.500	18
2008-09	41	20	18	–	3	125	134	44	.537	12
TOTALS	1161	465	523	137	36	3946	4207	1104	.475	
HOME	1161	627	381	125	28	4361	3582	1407	.611	
ROAD	1161	465	523	137	36	3946	4207	1104	.475	
TOTALS	2322	1092	904	262	64	8307	7789	2425	.522	

Edmonton Oilers Sweater Retirement Games – 1979-80 to 2008-09

PLAYER	NO	DATE	OPPONENT	RESULT
Al Hamilton	3	October 10, 1980	Quebec Nordiques	L 4-7
Wayne Gretzky	99	October 1, 1999	New York Rangers	T 1-1 OT
Jari Kurri	17	October 6, 2001	Phoenix Coyotes	W 6-2
Grant Fuhr	31	October 9, 2003	San Jose Sharks	W 5-2
Paul Coffey	7	October 18, 2005	Phoenix Coyotes	L 3-4 OT
Mark Messier	11	February 27, 2007	Phoenix Coyotes	L 0-3
Glenn Anderson	9	January 18, 2009	Phoenix Coyotes	W 6-3

Edmonton Oilers vs. Opponents – Overall 1979-80 to 2008-09

OPPONENT	GP	W	L	T	OL	GF	GA	PTS	PCT.	OPPONENT	GP	W	L	T	OL	GF	GA	PTS	PCT.
Anaheim	67	36	27	2	2	174	165	76	.567	Nashville	41	16	19	3	3	115	122	38	.463
Atlanta	10	6	2	1	1	34	21	14	.700	New Jersey	67	31	24	9	3	252	231	74	.552
Boston	62	17	36	6	3	182	232	43	.347	NY Islanders	63	25	23	14	1	226	220	65	.516
Buffalo	62	34	17	10	1	236	198	79	.637	NY Rangers	61	28	22	9	2	224	214	67	.549
Calgary	192	84	87	19	2	650	673	189	.492	Ottawa	25	12	8	4	1	75	60	29	.580
Carolina	63	32	19	12	0	227	213	76	.603	Philadelphia	62	26	28	8	0	196	220	60	.492
Chicago	105	46	47	12	0	362	362	104	.495	Phoenix	159	94	49	11	5	691	562	204	.642
Colorado	123	57	53	8	5	447	425	127	.516	Pittsburgh	63	35	23	4	1	284	225	75	.595
Columbus	32	21	6	3	4	109	72	47	.734	San Jose	81	39	28	12	2	247	227	92	.568
Dallas	105	37	46	15	7	339	369	96	.457	St. Louis	104	48	42	11	3	366	347	110	.529
Detroit	100	43	41	13	3	349	363	102	.510	Tampa Bay	24	14	8	2	0	70	62	30	.625
Florida	19	8	8	3	0	56	46	19	.500	Toronto	84	39	36	8	1	343	305	87	.518
Los Angeles	170	82	57	30	1	712	622	195	.574	Vancouver	192	102	65	19	7	758	644	230	.599
Minnesota	51	22	20	4	5	114	131	53	.520	Washington	61	26	28	6	1	226	216	59	.484
Montreal	71	30	33	4	2	229	230	66	.465										

TOTALS GP: 2322 W: 1092 L: 904 T: 262 OL: 64 GF: 8307 GA: 7789 PTS: 2425 PCT: .522

Edmonton Oilers vs. Opponents – Career Home 1979-80 to 2008-09

OPPONENT	GP	W	L	T	OL	GF	GA	PTS	PCT.	OPPONENT	GP	W	L	O/T	OTL	GF	GA	PTS	PCT.
Anaheim	33	21	10	0	2	82	63	44	.667	Nashville	20	9	9	0	2	54	60	20	.500
Atlanta	6	3	1	1	1	22	16	8	.667	New Jersey	32	14	11	6	1	137	117	35	.547
Boston	31	11	15	3	2	102	103	27	.435	NY Islanders	31	18	8	5	0	114	89	41	.661
Buffalo	31	21	7	3	0	123	87	45	.726	NY Rangers	29	13	13	3	0	104	96	29	.500
Calgary	96	50	34	10	2	343	301	112	.583	Ottawa	13	7	4	2	0	44	33	16	.615
Carolina	32	20	7	5	0	124	93	45	.703	Philadelphia	29	15	8	6	0	103	86	36	.621
Chicago	53	27	21	5	0	190	168	59	.557	Phoenix	80	52	21	6	1	351	255	111	.686
Colorado	61	31	23	4	3	232	196	69	.567	Pittsburgh	31	22	8	1	0	150	102	45	.723
Columbus	16	12	3	0	1	53	34	25	.781	San Jose	41	23	11	7	0	129	94	53	.646
Dallas	52	23	16	8	5	199	170	59	.567	St. Louis	52	27	19	4	2	186	167	60	.577
Detroit	52	24	17	10	1	194	180	59	.567	Tampa Bay	12	8	4	0	0	32	27	16	.667
Florida	9	5	3	1	0	28	19	11	.611	Toronto	45	23	15	6	1	182	146	53	.589
Los Angeles	85	43	27	15	0	372	299	101	.594	Vancouver	96	57	29	7	3	396	302	124	.646
Minnesota	26	12	10	3	1	62	62	28	.538	Washington	30	16	10	4	0	124	91	36	.600
Montreal	37	20	17	0	0	132	122	40	.541										

TOTALS GP: 1161 W: 627 L: 381 T: 125 OL: 28 GF: 4361 GA: 3582 PTS: 1407 PCT: .611

Edmonton Oilers vs. Opponents – Career Away 1979-80 to 2008-09

OPPONENT	GP	W	L	T	OL	GF	GA	PTS	PCT.	OPPONENT	GP	W	L	T	OL	GF	GA	PTS	PCT.
Anaheim	34	15	17	2	0	92	94	32	.471	Nashville	21	7	10	3	1	61	62	18	.429
Atlanta	4	3	1	0	0	12	5	6	.750	New Jersey	35	17	13	3	2	115	114	39	.557
Boston	31	6	21	3	1	80	129	16	.258	NY Islanders	32	7	15	9	1	112	131	24	.375
Buffalo	31	13	10	7	1	113	111	34	.548	NY Rangers	32	15	9	6	2	120	119	38	.594
Calgary	96	34	53	9	0	307	372	77	.401	Ottawa	12	5	4	2	1	31	27	13	.542
Carolina	31	12	12	7	0	103	120	31	.500	Philadelphia	33	11	20	2	0	93	134	24	.364
Chicago	52	19	26	7	0	172	194	45	.433	Phoenix	79	42	28	5	4	340	307	93	.589
Colorado	62	26	30	4	2	215	229	58	.468	Pittsburgh	32	13	15	3	1	134	123	30	.469
Columbus	16	9	3	3	1	56	38	22	.688	San Jose	40	16	17	5	2	118	133	39	.488
Dallas	53	16	28	7	2	146	192	41	.387	St. Louis	52	21	23	7	1	180	180	50	.481
Detroit	52	19	28	3	2	163	202	43	.413	Tampa Bay	12	6	4	2	0	38	35	14	.583
Florida	10	3	5	2	0	28	27	8	.400	Toronto	39	16	21	2	0	161	159	34	.436
Los Angeles	85	39	30	15	1	340	323	94	.553	Vancouver	97	45	36	12	4	362	342	106	.546
Minnesota	25	10	10	1	4	52	69	25	.500	Washington	31	10	18	2	1	102	125	23	.371
Montreal	32	10	16	4	2	100	112	26	.406										

TOTALS GP: 1161 W: 465 L: 523 T: 137 OL: 36 GF: 3946 GA: 4207 PTS: 1104 PCT: .475

OPPONENT	GP	W	L	T	OL	GF	GA	PTS	PCT.
HOME	1161	627	381	125	28	4361	3582	1407	.611
ROAD	1161	465	523	137	36	3946	4207	1104	.475
TOTALS	2322	1092	904	262	64	8307	7789	2425	.522

Edmonton Oilers Monthly Regular Season Record 1979-80 to 2008-09

SEASON	OCT W-L-T-OL	NOV W-L-T-OL	DEC W-L-T-OL	JAN W-L-T-OL	FEB W-L-T-OL	MAR W-L-T-OL	APR W-L-T-OL	MAY W-L-T-OL	TOTAL W-L-T-OL
1979-80	1-5-4	4-7-2	4-7-1	6-6-3	5-7-2	7-6-0	1-1-1	—	28-39-13
1980-81	2-4-3	4-8-2	2-9-1	8-4-2	5-7-2	6-3-5	2-0-1	—	29-35-16
1981-82	9-4-0	8-2-3	8-3-3	8-3-4	9-1-1	5-4-4	1-0-0	—	48-17-15
1982-83	4-6-3	7-3-3	8-3-2	10-3-2	6-4-1	11-2-0	1-0-1	—	47-21-12
1983-84	9-2-1	10-2-2	9-3-1	10-2-1	9-6-0	10-3-0	—	—	57-18-5
1984-85	8-0-2	10-3-1	7-4-1	11-2-2	7-4-1	5-6-3	1-1-1	—	49-20-11
1985-86	8-1-0	8-3-3	10-3-1	10-4-1	7-3-1	11-2-1	2-1-0	—	56-17-7
1986-87	8-4-0	6-6-1	10-2-1	10-2-2	4-6-1	11-4-0	1-0-1	—	50-24-6
1987-88	6-5-0	8-3-2	9-4-1	6-5-4	6-4-1	8-4-2	1-0-1	—	44-25-11
1988-89	5-4-2	10-4-1	5-6-1	5-8-2	7-5-0	6-6-2	0-1-0	—	38-34-8
1989-90	4-5-3	8-5-2	9-2-2	5-5-3	5-6-2	6-5-2	1-0-0	—	38-28-14
1990-91	2-7-2	5-7-0	11-3-0	7-5-1	5-8-1	7-7-2	—	—	37-37-6
1991-92	5-6-2	3-7-2	7-5-2	5-8-1	9-3-0	6-4-3	1-1-0	—	36-34-10
1992-93	3-8-1	5-4-3	5-9-1	5-6-3	5-7-0	3-10-0	0-6-0	—	26-50-8
1993-94	2-10-1	2-9-2	7-5-2	2-7-3	4-7-2	5-5-2	3-2-2	—	25-45-14
1994-95	—	—	—	2-4-0	5-6-2	5-7-1	5-8-1	0-2-0	17-27-4
1995-96	4-5-1	3-7-4	6-8-1	5-6-0	4-7-1	7-6-1	1-5-0	—	30-44-8
1996-97	7-5-0	6-7-1	4-7-3	8-3-1	4-6-2	6-7-0	1-2-2	—	36-37-9
1997-98	5-6-1	3-7-5	3-7-3	7-5-1	3-4-0	8-6-0	6-2-0	—	35-37-10
1998-99	5-4-0	7-5-1	3-8-2	4-3-4	4-8-2	5-7-2	5-2-1	—	33-37-12
1999-00	4-3-2-2	2-5-4-1	6-4-3-2	5-3-4-2	8-2-2-1	4-7-1-0	3-2-0-0	—	32-26-16-8
2000-01	6-5-2-0	8-5-1-0	4-5-3-1	7-6-2-0	5-3-1-1	8-3-1-1	1-1-2-0	—	39-28-12-3
2001-02	9-4-1-0	7-3-2-1	5-6-3-1	4-7-3-0	1-4-1-0	9-2-2-1	3-2-0-1	—	38-28-12-4
2002-03	2-4-2-1	9-4-2-0	6-5-0-3	7-3-2-2	2-7-1-2	10-2-3-1	0-1-1-0	—	36-26-11-9
2003-04	4-5-0-0	6-6-3-0	3-6-4-0	7-7-1-1	6-3-2-1	10-1-2-3	0-1-0-0	—	36-29-12-5
2004-05	No Season — NHL Lockout								
2005-06	5-6-0-1	9-5-0-0	8-3-0-3	6-4-0-2	2-2-0-2	7-5-0-4	4-3-0-1	—	41-28-0-13
2006-07	7-4-0-0	6-5-0-2	5-9-0-0	7-4-0-2	5-6-0-2	1-12-0-1	1-3-0-0	—	32-43-0-7
2007-08	5-8-0-0	6-6-0-1	5-6-0-3	7-5-0-1	7-5-0-0	10-4-0-1	1-1-0-0	—	41-35-0-6
2008-09	4-4-0-1	6-7-0-1	7-5-0-1	8-4-0-0	5-6-0-2	5-6-0-4	2-3-0-0	—	38-35-0-0

TOTALS

MONTH	GP	W	L	T	OL	PCT.
October	315	143	134	33	5	.514
November	379	176	145	52	6	.541
December	379	176	147	42	14	.538
January	388	192	134	52	10	.575
February	341	154	147	29	11	.510
March	403	202	146	39	16	.569
April	114	48	49	15	2	.496
May	2	0	2	0	0	.000
TOTALS	2322	1092	904	262	64	.522

Edmonton Oilers Daily Regular Season Record 1979-80 to 2008-09

DAY	OCT W-L-T-OL	NOV W-L-T-OL	DEC W-L-T-OL	JAN W-L-T-OL	FEB W-L-T-OL	MAR W-L-T-OL	APR W-L-T-OL	MAY W-L-T-OL
1	1-0-1-0	4-5-5-0	7-5-1-0	2-1-0-0	3-7-1-0	6-7-2-0	5-7-2-0	0-1-0-0
2	—	6-2-1-0	4-7-0-1	9-5-3-1	7-1-0-1	6-1-2-0	4-3-2-0	—
3	0-2-0-0	7-5-3-0	8-3-1-1	6-4-3-0	9-4-2-0	4-6-1-1	5-8-3-0	0-1-0-0
4	2-1-0-0	8-2-1-0	5-3-0-0	9-1-1-1	6-3-0-0	9-5-2-0	5-2-1-0	—
5	5-1-0-0	4-6-2-0	8-7-2-0	5-5-2-2	5-4-0-0	7-3-1-0	0-5-2-0	—
6	6-1-2-0	3-8-3-1	6-2-1-0	4-0-2-0	6-6-2-0	5-7-1-0	3-2-0-2	—
7	5-1-1-1	3-8-1-2	9-5-2-0	11-6-1-0	2-10-1-0	10-5-0-1	5-3-0-0	—
8	3-5-1-0	6-8-1-0	7-3-3-1	4-5-1-0	3-7-2-0	4-4-0-0	1-3-0-0	—
9	5-5-0-0	7-5-2-0	4-4-3-0	8-6-2-0	5-7-0-1	5-6-2-0	2-2-1-0	—
10	3-8-1-0	5-2-3-1	4-6-1-2	6-8-0-0	3-1-1-0	0-10-0-2	3-1-1-0	—
11	5-5-3-0	4-8-2-0	5-4-2-1	7-6-2-0	11-3-1-0	8-3-2-1	1-4-0-0	—
12	6-5-0-0	5-5-3-0	6-3-3-0	4-4-2-1	7-5-0-1	3-7-1-2	2-2-0-0	—
13	3-5-3-0	7-6-1-0	6-6-2-1	12-5-1-0	3-6-1-0	10-4-0-1	2-2-1-0	—
14	4-7-4-0	8-5-1-0	10-2-0-0	4-3-0-1	5-5-2-0	8-2-2-1	1-1-1-0	—
15	5-8-0-0	3-7-3-1	5-8-0-0	7-6-2-0	4-5-4-1	5-6-4-0	1-2-0-0	—
16	7-4-2-0	6-3-1-0	3-6-1-0	6-3-4-0	2-8-1-0	7-1-1-0	1-0-0-0	—
17	7-5-1-0	5-7-2-0	7-4-2-1	6-3-1-1	3-6-2-1	9-6-0-2	3-0-0-0	—
18	7-3-1-1	7-3-0-0	5-2-4-2	5-6-3-1	7-4-0-1	5-3-1-1	1-0-0-0	—
19	8-4-0-0	7-3-2-0	6-6-2-1	5-2-2-0	8-7-0-1	9-4-1-0	1-0-0-0	—
20	5-8-0-0	8-4-2-0	3-6-3-0	8-2-2-0	3-6-0-1	6-3-2-1	—	—
21	7-5-1-1	8-5-2-0	5-8-0-1	5-3-2-1	9-4-0-1	9-5-1-0	0-0-1-0	—
22	2-5-4-0	3-5-1-0	6-4-2-0	5-5-2-0	4-5-1-1	5-3-3-0	0-1-0-0	—
23	3-8-1-0	7-2-2-0	9-9-1-0	3-11-0-0	6-4-3-0	6-6-0-1	—	—
24	5-8-2-0	6-5-2-0	—	6-6-0-1	8-5-0-0	4-7-2-1	—	—
25	4-7-1-0	6-3-3-0	—	7-4-0-0	6-7-2-0	8-3-0-0	1-0-0-0	—
26	5-5-1-0	5-5-0-0	6-2-1-0	7-2-3-0	4-1-1-0	10-7-1-0	—	—
27	3-4-1-1	9-3-1-0	8-5-1-0	4-4-4-0	8-9-1-0	6-4-1-0	1-0-0-0	—
28	8-4-0-1	5-6-0-1	9-5-1-0	6-3-2-0	7-5-1-0	7-5-2-1	—	—
29	6-2-1-0	6-6-1-0	5-4-0-1	7-6-1-0	1-2-0-1	9-4-2-0	0-1-0-0	—
30	7-5-1-0	8-3-1-0	8-9-2-1	7-3-4-0	—	4-5-1-0	—	—
31	6-3-0-0	—	2-9-1-0	7-6-0-0	—	8-4-1-0	—	—
TOTAL	143-134-33-5	176-145-52-6	176-147-42-14	192-134-52-10	154-147-29-11	202-146-39-16	48-49-15-2	0-2-0-0

Edmonton Oilers Man Games Lost Due to Injury by Season 1979-80 to 2008-09

1979-80	127	1990-91	114	2001-02	93
1980-81	189	1991-92	154	2002-03	133
1981-82	142	1992-93	144	2003-04	187
1982-83	30	1993-94	182	2004-05	—
1983-84	101	1994-95	125	2005-06	134
1984-85	100	1995-96	167	2006-07	286
1985-86	158	1996-97	149	2007-08	346
1986-87	110	1997-98	216	2008-09	225
1987-88	68	1998-99	169	TOTAL	4524
1988-89	188	1999-2000	182	AVG/SEASON	156.0
1989-90	116	2000-01	189		

Edmonton Oilers Record In Afternoon Games 1979-80 to 2008-09

SEASON	HOME W-L-T-OT	ROAD W-L-T-OT	OVERALL W-L-T-OT	PCT.
1979-80	0-1-0	0-0-1	0-1-1	.250
1980-81	0-1-0	3-1-0	3-2-0	.600
1981-82	0-0-0	0-0-0	0-0-0	—
1982-83	0-1-0	0-0-0	0-1-0	.000
1983-84	1-0-0	0-3-0	1-3-0	.250
1984-85	0-0-0	1-0-0	1-0-0	1.000
1985-86	0-0-0	1-0-0	1-0-0	1.000
1986-87	0-0-0	1-1-0	1-1-0	.500
1987-88	0-0-0	1-1-0	1-1-0	.500
1988-89	0-1-0	0-2-1	0-3-1	.125
1989-90	0-0-0	2-2-0	2-2-0	.500
1990-91	0-0-0	2-1-0	2-1-0	.667
1991-92	2-0-0	2-3-0	4-3-0	.571
1992-93	0-3-0	1-2-0	1-5-0	.167
1993-94	1-1-1	1-4-0	2-5-1	.313
1994-95	2-0-0	0-2-0	2-2-0	.500
1995-96	0-1-0	0-2-0	0-3-0	.000
1996-97	0-1-0	2-3-0	2-4-0	.333
1997-98	0-1-0	0-1-0	0-2-0	.000
1998-99	1-0-1	0-2-0	1-2-1	.375
1999-00	0-0-0-0	1-1-1-0	1-1-1-0	.500
2000-01	0-0-0-0	2-0-1-0	2-0-1-0	.833
2001-02	0-0-0-0	2-1-1-0	2-1-1-0	.625
2002-03	0-0-0-0	1-2-1-0	1-2-1-0	.375
2003-04	0-0-0-0	1-0-1-1	1-0-1-1	.667
2004-05	—	—	—	—
2005-06	1-0-1	0-0-0	1-0-1	.750
2006-07	0-0-0	1-3-0	1-3-0	.250
2007-08	1-0-0	2-0-0	3-0-0	1.000
2008-09	0-1-0-0	4-2-0-1	4-3-0-1	.563
TOTALS	9-12-2-1 (.438)	31-39-7-2 (.449)	40-51-9-3	.447

Edmonton Oilers Home Afternoon Games 1979-80 to 2008-09

DATE	OPPONENT	RESULT	RECORD (W-L-T-OT)
November 11, 1979	Toronto	L. 3-6	0-1-0-0
November 9, 1980	St. Louis	L. 3-6	0-2-0-0
October 31, 1982	Vancouver	L. 2-3	0-3-0-0
March 25, 1984	Winnipeg	W. 3-2	1-3-0-0
February 5, 1989	New Jersey	L. 2-4	1-4-0-0
December 1, 1991	Vancouver	W. 7-0	2-4-0-0
February 2, 1992	Quebec	W. 8-2	3-4-0-0
February 14, 1993	Quebec	L. 2-3 (OT)	3-5-0-0
March 14, 1993	Chicago	L. 4-5 (OT)	3-6-0-0
April 11, 1993	Winnipeg	L. 5-7	3-7-0-0
January 2, 1994	San Jose	T. 4-4 (OT)	3-7-1-0
February 6, 1994	Winnipeg	W. 5-2	4-7-1-0
February 13, 1994	Anaheim	L. 3-6	4-8-1-0
February 12, 1995	Anaheim	W. 2-0	5-8-1-0
March 5, 1995	Detroit	W. 4-2	6-8-1-0
March 3, 1996	St. Louis	L. 3-4	6-9-1-0
March 23, 1997	Anaheim	L. 1-4	6-10-1-0
January 4, 1998	Los Angeles	L. 2-3	6-11-1-0
January 3, 1999	Philadelphia	T. 3-3 (OT)	6-11-2-0
March 28, 1999	San Jose	W. 5-2	7-11-2-0
February 12, 2006	St. Louis	L. 4-5 (SO)	7-11-3-1
March 5, 2006	Nashville	W. 3-2 (OT)	8-11-3-1
March 22, 2008	Colorado	W. 7-5	9-11-3-1
February 1, 2009	Nashville	L. 1-2	9-12-2-1

Edmonton Oilers Overtime Record 1983-84 to 2008-09

YEAR-BY-YEAR

SEASON	HOME					AWAY					OVERALL					PCT.
	GP	W	L	T	SOL	GP	W	L	T	SOL	GP	W	L	T	SOL	
1983-84	5	1	0	4	—	4	3	0	1	—	9	4	0	5	—	.722
1984-85	7	0	0	7	—	5	0	1	4	—	12	0	1	11	—	.458
1985-86	6	3	1	2	—	8	2	1	5	—	14	5	2	7	—	.607
1986-87	8	2	1	5	—	6	3	2	1	—	14	5	3	6	—	.571
1987-88	5	0	1	4	—	11	3	1	7	—	16	3	2	11	—	.531
1988-89	5	1	1	3	—	10	3	2	5	—	15	4	3	8	—	.533
1989-90	10	3	1	6	—	10	2	0	8	—	20	5	1	14	—	.600
1990-91	7	2	2	3	—	8	2	3	3	—	15	4	5	6	—	.467
1991-92	5	0	0	5	—	7	0	2	5	—	12	0	2	10	—	.417
1992-93	9	2	2	5	—	8	3	2	3	—	17	5	4	8	—	.529
1993-94	7	0	4	3	—	14	1	2	11	—	21	1	6	14	—	.381
1994-95	2	1	0	1	—	5	0	2	3	—	7	1	2	4	—	.429
1995-96	8	2	1	5	—	6	2	1	3	—	14	4	2	8	—	.571
1996-97	8	1	3	4	—	8	0	3	5	—	16	1	6	9	—	.344
1997-98	6	0	1	5	—	9	3	1	5	—	15	3	2	10	—	.533
1998-99	9	0	4	5	—	11	3	1	7	—	20	3	5	12	—	.450
1999-00	13	1	3	9	—	15	3	5	7	—	28	4	8	16	—	.429
2000-01	12	3	2	7	—	8	2	1	5	—	20	5	3	12	—	.550
2001-02	6	2	0	4	—	13	1	4	8	—	19	3	4	12	—	.529
2002-03	15	6	4	5	—	12	1	5	6	—	27	7	9	11	—	.463
2003-04	12	5	3	4	—	11	1	2	8	—	23	6	5	12	—	.522
2005-06	12	6	2	—	4	14	7	2	—	5	26	13	4	—	9	.673
2006-07	5	2	3	—	1	6	2	4	—	2	11	4	7	—	3	.364
2007-08	10	9	1	—	1	15	10	5	—	3	25	19	6	—	4	.760
2008-09	7	1	3	—	3	9	6	2	—	1	16	7	5	—	4	.563
TOTALS	199	53	47	96	9	233	63	59	110	11	432	116	106	206	20	.530
					(.530)					(.530)						

VERSUS OPPONENTS

OPPONENT	HOME					AWAY					OVERALL					PCT.
	GP	W	L	T	SOL	GP	W	L	T	SOL	GP	W	L	T	SOL	
Anaheim	6	3	2	0	1	7	3	2	2	0	13	6	4	2	1	.577
Atlanta	2	0	1	1	0	0	0	0	0	0	2	0	1	1	0	.250
Boston	4	0	3	1	0	7	1	4	2	0	11	1	7	3	0	.227
Buffalo	4	2	0	2	0	10	2	3	5	0	14	4	3	7	0	.536
Calgary	12	3	1	7	1	12	2	3	7	0	24	5	4	14	1	.521
Carolina	4	1	0	3	0	5	0	0	5	0	9	1	0	8	0	.556
Chicago	10	3	3	4	0	13	7	0	6	0	23	10	3	10	0	.652
Colorado	11	2	4	4	1	10	4	3	3	2	21	6	7	7	3	.524
Columbus	3	2	1	0	1	5	1	1	3	0	8	3	2	3	1	.563
Dallas	15	3	7	5	3	10	2	2	6	0	25	5	9	11	3	.420
Detroit	13	4	1	8	1	8	4	2	2	0	21	8	3	10	1	.619
Florida	1	0	0	1	0	3	1	0	2	0	4	1	0	3	0	.625
Los Angeles	17	2	4	11	0	19	5	2	12	0	36	7	6	23	0	.514
Minnesota	7	3	1	3	0	6	1	3	1	2	13	4	4	4	2	.538
Montreal	2	2	0	0	0	9	3	3	3	1	11	5	3	3	1	.636
Nashville	4	2	2	0	0	3	0	1	2	0	7	2	3	2	0	.423
New Jersey	8	1	2	5	0	6	2	2	2	1	14	3	4	7	1	.464
NY Islanders	5	0	0	5	0	7	1	1	5	1	12	1	1	10	1	.500
NY Rangers	6	2	1	3	0	11	4	2	5	0	17	6	3	8	0	.588
Ottawa	2	0	0	2	0	4	0	2	2	1	6	0	2	4	1	.333
Philadelphia	6	1	0	5	0	3	0	1	2	0	9	1	1	7	0	.500
Phoenix	12	3	3	6	0	14	4	6	4	1	26	7	9	10	1	.462
Pittsburgh	1	1	0	0	0	5	0	2	3	0	6	1	2	3	0	.417
San Jose	9	2	0	7	0	11	4	2	5	0	20	6	2	12	0	.600
St. Louis	8	3	3	2	1	13	4	3	6	0	21	7	6	8	1	.548
Tampa Bay	1	1	0	0	0	4	2	0	2	0	5	3	0	2	0	.800
Toronto	6	1	1	4	0	1	0	0	1	0	7	1	1	5	0	.500
Vancouver	16	5	6	5	0	23	5	7	11	1	39	10	13	16	1	.462
Washington	4	1	1	2	0	4	1	2	1	1	8	2	3	3	1	.438
TOTALS	199	53	47	96	9	233	63	59	110	11	432	116	106	206	20	.530
					(.530)					(.530)						

Edmonton Oilers Shootout Record 2005-06 to 2008-09

YEAR-BY-YEAR

SEASON	HOME				AWAY				OVERALL			
	SO	W	L	PCT.	SO	W	L	PCT.	SO	W	L	PCT.
2005-06	7	3	4	.429	9	4	5	.444	16	7	9	.438
2006-07	3	2	1	.667	3	1	2	.333	6	3	3	.500
2007-08	9	8	1	.889	10	7	3	.700	19	15	4	.789
2008-09	4	1	3	.250	6	5	1	.833	10	6	4	.545
TOTALS	23	14	9	.609	28	17	11	.607	51	31	20	.608

VERSUS OPPONENTS

SEASON	HOME				AWAY				OVERALL			
	SO	W	L	PCT.	SO	W	L	PCT.	SO	W	L	PCT.
Anaheim	2	1	1	.500	1	1	0	1.000	3	2	1	.667
Calgary	1	0	1	.000	1	1	0	1.000	2	1	1	.500
Chicago	1	1	0	1.000	1	1	0	1.000	2	2	0	1.000
Colorado	2	1	1	.500	3	1	2	.333	5	2	3	.400
Columbus	2	1	1	.500	0	0	0	.000	2	1	1	.500
Dallas	3	0	3	.000	0	0	0	.000	3	0	3	.000
Detroit	3	2	1	.667	2	2	0	1.000	5	4	1	.800
Florida	0	0	0	.000	1	1	0	1.000	1	1	0	1.000
Los Angeles	0	0	0	.000	3	3	0	1.000	3	3	0	1.000
Minnesota	1	1	0	1.000	2	0	2	.000	3	1	2	.333
Montreal	0	0	0	.000	1	0	1	.000	1	0	1	.000
New Jersey	0	0	0	.000	1	0	1	.000	1	0	1	.000
NY Islanders	0	0	0	.000	1	0	1	.000	1	0	1	.000
NY Rangers	1	1	0	1.000	1	1	0	1.000	2	2	0	1.000
Ottawa	0	0	0	.000	1	0	1	.000	1	0	1	.000
Phoenix	0	0	0	.000	2	1	1	.500	2	1	1	.500
San Jose	2	2	0	1.000	2	2	0	1.000	4	4	0	1.000
St. Louis	2	1	1	.500	2	2	0	1.000	4	3	1	.750
Vancouver	3	3	0	1.000	2	1	1	.500	5	4	1	.800
Washington	0	0	0	.000	1	0	1	.000	1	0	1	.000
TOTALS	23	14	9	.609	28	17	11	.607	51	31	20	.608

YEAR-BY-YEAR GOALTENDING SHOOTOUT STATISTICS

SEASON	SO	SAVES	ATT	SVPCT.	W-L	WPCT.
2005-06	16	31	54	.574	7-9	.438
2006-07	6	16	24	.667	3-3	.500
2007-08	19	57	69	.730	15-4	.789
2008-09	10	24	30	.800	6-4	.600
EDMONTON TOTALS	51	128	177	.723	31-20	.608

YEAR-BY-YEAR SKATERS SHOOTOUT STATISTICS

SEASON	SO	GOALS	ATT	PCT.	DECIDING GOAL
2005-06	16	19	53	.358	7
2006-07	6	6	22	.273	3
2007-08	19	24	65	.369	15
2008-09	10	11	29	.379	6
EDMONTON TOTALS	51	60	169	.355	31

Edmonton Oilers Shootout Results 2005-06

7-9 (Home 3-4; Away 4-5)

DATE	OPPONENT	FINAL SCORE	SHOOTOUT SCORE	GOALS-ATT		DECIDING GOAL	GOALTENDERS
				EDM	OPP		
Oct. 8	vs VANCOUVER	W. 4-3	2-0	2-2	0-2	RAFFI TORRES	MARKKANEN/Cloutier
Nov. 21	vs SAN JOSE	W. 2-1	2-1	2-3	1-3	RYAN SMYTH	MORRISON/Nabokov
Nov. 25	at Calgary	W. 2-1	1-0	1-4	0-4	FERNANDO PISANI	MORRISON/Kiprusoff
Dec. 10	at NY Islanders	L. 2-3	1-2	1-3	2-3	Trent Hunter	MARKKANEN/DiPietro
Dec. 13	at New Jersey	L. 1-2	0-2	0-2	2-2	Viktor Kozlov	CONKLIN/Brodeur
Jan. 19	at San Jose	W. 3-2	2-1	2-3	1-3	RYAN SMYTH	MORRISON/Toskala
Jan. 21	at Phoenix	L. 3-4	1-2	1-3	2-3	Ladislav Nagy	MARKKANEN/Joseph
Jan. 29	at Phoenix	W. 4-3	2-1	2-6	1-6	RADEK DVORAK	MORRISON/Joseph
Feb. 2	vs COLUMBUS	L. 1-2	3-4	3-8	4-8	Jason Chimera	MARKKANEN/Denis
Feb. 6	vs ANAHEIM	W. 6-5	1-0	1-3	0-3	FERNANDO PISANI	MORRISON/Giguere
Feb. 12	vs ST. LOUIS	L. 4-5	0-1	0-3	1-3	Dennis Wideman	MORRISON/Sanford
Mar. 7	vs DALLAS	L. 3-4	0-2	0-2	2-2	Sergei Zubov	MORRISON/Turco
Mar. 18	vs DETROIT	L. 3-4	0-2	0-2	2-3	Jason Williams	ROLOSON/Legace
Mar. 23	at Vancouver	L. 3-4	2-3	2-3	3-3	Todd Bertuzzi	ROLOSON/Auld
Mar. 26	at Colorado	W. 4-3	1-0	1-3	0-3	SERGEI SAMSONOV	ROLOSON/Budaj
Apr. 6	at Minnesota	L. 1-2	1-2	1-3	2-3	Brian Rolston	ROLOSON/Fernandez

Edmonton Oilers Shootout Results 2006-07

3-3 (Home 2-1; Away 1-2)

DATE	OPPONENT	FINAL SCORE	SHOOTOUT SCORE	GOALS-ATT		DECIDING GOAL	GOALTENDERS
				EDM	OPP		
Nov. 7	at Montreal	L. 2-3	1-2	1-4	2-4	Alex Kovalev	ROLOSON/Aebischer
Nov. 18	vs Detroit	W. 4-3	3-2	3-7	2-7	RAFFI TORRES	ROLOSON/MacDonald
Jan. 4	vs Dallas	L. 5-6	0-2	0-2	2-2	Sergei Zubov	ROLOSON/Turco
Feb. 20	at Ottawa	L. 3-4	0-2	0-2	2-3	Dean McAmmond	MARKKANEN/Gerber
Feb. 23	at Detroit	W. 4-3	1-0	1-2	0-3	RYAN SMYTH	ROLOSON/Hasek
Mar. 23	vs Colorado	W. 4-3	1-0	1-5	0-5	MARTY REASONER	ROLOSON/Budaj

Edmonton Oilers Shootout Results 2007-08

15-4 (Home 8-1; Away 7-3)

DATE	OPPONENT	FINAL SCORE	SHOOTOUT SCORE	GOALS-ATT		DECIDING GOAL	GOALTENDERS
				EDM	OPP		
Oct. 4	vs San Jose	W. 3-2	2-1	2-4	1-4	JARRET STOLL	ROLOSON/Nabokov
Oct. 25	vs Minnesota	W. 5-4	2-1	2-3	1-3	ALES HEMSKY	ROLOSON/Harding
Oct. 28	at Anaheim	W. 3-2	2-0	2-2	0-2	SAM GAGNER	GARON/Giguere
Nov. 7	at Colorado	L. 3-4	1-2	1-4	2-4	Marek Svatos	ROLOSON/Budaj
Nov. 14	at Vancouver	W. 1-0	1-0	1-3	0-3	ALES HEMSKY	GARON/Luongo
Nov. 20	vs Vancouver	W. 5-4	2-1	2-5	1-5	SHAWN HORCOFF	GARON/Luongo
Nov. 24	vs Chicago	W. 3-2	2-0	2-3	0-2	SAM GAGNER	ROLOSON/Khabibulin
Dec. 3	at Los Angeles	W. 4-3	1-0	1-2	0-3	SAM GAGNER	GARON/Aubin
Dec. 11	at St. Louis	W. 5-4	1-0	1-3	0-3	SHAWN HORCOFF	GARON/Toivonen
Dec. 13	at Detroit	W. 4-3	1-0	1-2	0-3	ALES HEMSKY	ROLOSON/Hasek
Dec. 15	vs Vancouver	W. 2-1	2-1	2-4	1-4	FERNANDO PISANI	GARON/Sanford
Dec. 18	vs Dallas	L. 1-2	0-1	0-3	1-2	Sergei Zubov	ROLOSON/Turco
Jan. 5	vs NY Rangers	W. 3-2	1-0	1-2	0-3	SAM GAGNER	GARON/Lundqvist
Jan. 17	at Washington	L. 4-5	0-1	0-12	1-12	Matt Bradley	ROLOSON/Kolzig
Jan. 24	at Florida	W. 4-3	1-0	1-2	0-3	SHAWN HORCOFF	GARON/Vokoun
Feb. 26	vs Detroit	W. 4-3	1-0	1-3	0-3	ROBERT NILSSON	GARON/Osgood
Mar. 2	vs Columbus	W. 4-3	1-0	1-2	0-3	ALES HEMSKY	GARON/Leclaire
Mar. 16	at San Jose	W. 2-1	2-1	2-4	1-4	FERNANDO PISANI	ROLOSON/Nabokov
Mar. 28	at Colorado	L. 4-5	1-3	1-2	3-3	Joe Sakic	ROLOSON/Theodore

Edmonton Oilers Shootout Results 2008-09

6-4 (Home 1-3; Away 5-1)

DATE	OPPONENT	FINAL SCORE	SHOOTOUT SCORE	GOALS-ATT		DECIDING GOAL	GOALTENDERS
Nov. 7	at Montreal	L. 2-3	1-2	1-4	2-4	Alex Kovalev	ROLOSON/Aebischer
Nov. 10	at NY Rangers	W. 3-2	1-0	1-2	0-3	ALES HEMSKY	DESLAURIERS/Lundqvist
Nov. 15	vs Colorado	L. 2-3	1-2	1-5	2-5	Darcy Tucker	ROLOSON/Budaj
Dec. 5	at Los Angeles	W. 5-4	2-1	2-3	1-3	ALES HEMSKY	GARON/LaBarbera
Dec. 19	vs Anaheim	L. 2-3	0-1	0-3	1-3	Corey Perry	ROLOSON/Hiller
Feb. 5	at St. Louis	W. 2-1	2-0	2-2	0-2	ROBERT NILSSON	ROLOSON/Mason
Feb. 8	at Minnesota	L. 2-3	0-1	0-4	1-4	Miikko Koivu	ROLOSON/Backstrom
Feb. 14	at Los Angeles	W. 3-2	2-0	2-2	0-2	SAM GAGNER	ROLOSON/Quick
Feb. 21	vs Calgary	L. 2-3	0-1	0-3	1-3	Todd Bertuzzi	ROLOSON/Kiprusoff
Mar. 17	vs St. Louis	W. 2-1	1-0	1-3	0-3	ALES KOTALIK	ROLOSON/Mason
Mar. 20	at Chicago	W. 5-4	2-0	2-2	0-2	PATRICK O'SULLIVAN	ROLOSON/Khabibulin

Individual Career Shootout Statistics 2005-06 to 2008-09

GOALTENDERS RECORD	SO	SAVES	ATT	SVPCT.	W-L	WPCT.
Ty Conklin	1	0	2	.000	0-1	.000
Jeff Drouin-Deslauries	1	3	3	1.000	1-0	1.000
Mathieu Garon	11	32	35	.914	11-0	1.000
Jussi Markkanen	5	9	19	.474	1-4	.200
Mike Morrison	7	18	24	.750	5-2	.714
Dwayne Roloson	26	66	94	.702	13-13	.500
EDMONTON TOTALS	51	128	177	.723	31-20	.608
Opponents Totals	51	109	169	.645	20-31	.392

SHOOTERS RECORD	SO	GOALS	ATT	PCT.	DECIDING GOAL
Andrew Cogliano	1	0	1	.000	0
Radek Dvorak	2	1	2	.500	1
Sam Gagner	25	8	25	.320	5
Tom Gilbert	2	0	2	.000	0
Ales Hemsky	42	14	42	.333	6
Shawn Horcoff	9	5	9	.556	3
Ales Kotalik	2	2	2	1.000	1
Joffrey Lupul	1	0	2	.000	0
Ethan Moreau	1	0	1	.000	0
Robert Nilsson	12	6	12	.500	2
Patrick O'Sullivan	2	1	2	.500	1
Michael Peca	5	2	5	.400	0
Dustin Penner	1	0	1	.00	0
Fernando Pisani	13	6	13	.462	4
Marc Pouliot	3	1	3	.333	0
Marty Reasoner	4	1	4	.250	1
Sergei Samsonov	3	2	3	.667	1
Geoff Sanderson	1	0	1	.000	0
Rob Schremp	1	0	1	.000	0
Ryan Smyth	15	5	15	.333	3
Sheldon Souray	1	0	1	.000	0
Jarret Stoll	7	2	7	.286	1
Petr Sykora	5	1	5	.200	0
Patrick Thoresen	1	0	1	.000	0
Raffi Torres	8	3	8	.375	2
EDMONTON TOTALS	51	60	169	.355	31
Opponents Totals	51	49	177	.277	20

Edmonton Oilers Year-By-Year Special Teams 1979-80 to 2008-09

SEASON	GP	GF	POWERPLAY			PENALTY KILLING				PENALTY MINUTES				SHG	
			OPP	PCT.	RANK	GA	OPP	PCT.	RANK	MINS	AVG.	BMI	RANK	F-A	RANK.
1979-80	80	61	282	21.6	11/21	74	315	76.5	14/21	1528	19.1	16	3/21	11-4	2/4
1980-81	80	77	347	22.2	12/21	85	348	75.6	14/21	1544	19.3	18	14/21	13-7	4/4
1981-82	80	86	341	25.2	4/21	67	371	81.9	1/21	1473	18.4	20	11/21	12-8	4/8
1982-83	80	86	294	29.3	1/21	89	396	77.5	9/21	1771	22.1	28	2/21	22-6	1/2
1983-84	80	81	318	25.5	2/21	77	386	80.1	6/21	1577	19.7	18	7/21	36-12	1/13
1984-85	80	74	293	25.3	2/21	76	353	78.5	9/21	1567	19.6	12	7/21	25-5	1/1
1985-86	80	78	295	26.4	1/21	77	409	81.2	3/21	1928	24.1	28	5/21	27-15	1/17
1986-87	80	79	318	22.0	7/21	74	372	80.1	9/21	1721	21.5	26	14/21	28-8	1/5
1987-88	80	88	402	21.9	7/21	86	447	80.8	7/21	2173	27.2	22	12/21	20-11	2/7
1988-89	80	83	419	19.8	16/21	78	452	82.7	2/21	1931	24.1	20	11/21	27-17	1/19
1989-90	80	84	407	20.6	12/21	82	417	80.3	10/21	2046	25.6	22	9/21	22-6	1/2
1990-91	80	63	361	17.5	17/21	80	388	79.4	15/21	1823	22.8	22	14/21	13-4	6/1
1991-92	80	68	366	18.6	14/22	93	423	78.0	20/22	1907	23.8	24	10/22	12-15	8/20
1992-93	84	66	416	15.9	23/24	106	464	77.2	21/24	2027	24.1	14	6/24	17-10	6/5
1993-94	84	74	402	18.4	15/26	78	401	80.5	20/26	1858	22.1	12	8/26	2-9	26/5
1994-95	48	42	259	16.2	18/26	52	233	77.7	25/26	1183	24.6	12	2/26	8-8	4/21
1995-96	82	72	452	15.9	20/26	80	417	80.8	18/26	1709	20.8	12	9/26	10-12	17/14
1996-97	82	73	406	18.0	6/26	59	338	82.5	18/26	1368	16.7	18	19/26	9-13	16/22
1997-98	82	77	483	15.9	12/26	66	406	83.7	22/26	1690	20.6	10	9/26	10-11	13/15
1998-99	82	63	438	14.4	17/27	67	374	82.1	21/27	1373	16.7	12	11/26	8-10	8/18
1999-00	82	53	336	15.8	17/28	54	369	85.4	10/28	1344	16.4	16	5/28	9-4	7/3
2000-01	82	59	398	14.8	21/30	62	382	83.8	16/30	1287	15.7	10	13/30	13-4	5/2
2001-02	82	51	333	15.3	16/30	50	348	85.6	12/30	1267	15.5	6	10/30	12-7	4/12
2002-03	82	56	386	14.5	19/30	61	351	82.6	19/30	1203	14.7	16	13/30	13-8	1/14
2003-04	82	44	338	13.0	29/30	66	349	81.1	27/30	1220	14.9	22	16/30	13-8	4/13
2004-05	-	-	-	-	-	-	-	-	-	-	-	-	-	-	-
2005-06	82	88	485	18.1	14/30	76	478	84.1	8/30	1204	14.7	22	19/30	15-5	4/1
2006-07	82	53	373	14.2	27/30	59	382	84.6	8/30	1263	15.7	22	25/30	6-4	21/2
2007-08	82	57	344	16.6	20/30	56	366	84.7	5/30	1175	14.3	26	19/30	7-10	16/21
2008-09	82	60	354	17.0	21/30	76	338	77.5	27/30	1247	15.0	20	7/30	3-8	29/14

NOTE:

- Rank in penalty minutes is based on most to fewest PIM. For example, in 1979-80 the Oilers were the 3rd most penalized team in the NHL.
- Rank in shorthanded goals (SHG) is based on most SHG for and on fewest SHG against. For example, in 1979-80 the Oilers had the second most shorthanded goals for and the fourth fewest shorthanded goals against.

Edmonton Oilers All-Star Selections

1980 SECOND TEAM Wayne Gretzky, Centre	1983 FIRST TEAM Wayne Gretzky, Centre Mark Messier, Left Wing SECOND TEAM Paul Coffey, Defence	1985 FIRST TEAM Wayne Gretzky, Centre Jari Kurri, Right Wing Paul Coffey, Defence	1988 FIRST TEAM Grant Fuhr, Goal SECOND TEAM Wayne Gretzky, Centre
1981 FIRST TEAM Wayne Gretzky, Centre	1984 FIRST TEAM Wayne Gretzky, Centre SECOND TEAM Mark Messier, Left Wing Jari Kurri, Right Wing Paul Coffey, Defence	1986 FIRST TEAM Wayne Gretzky, Centre Paul Coffey, Defence SECOND TEAM Jari Kurri, Right Wing	1989 SECOND TEAM Jari Kurri, Right Wing
1982 FIRST TEAM Wayne Gretzky, Centre Mark Messier, Left Wing SECOND TEAM Grant Fuhr, Goal Paul Coffey, Defence		1987 FIRST TEAM Wayne Gretzky, Centre Jari Kurri, Right Wing	1990 FIRST TEAM Mark Messier, Centre

Edmonton Oilers in the NHL All-Star Game

1979-80 (Detroit): Wayne Gretzky (F), Blair MacDonald (F); Total – 2	1990-91 (Chicago): Mark Messier (C), Bill Ranford (G), Steve Smith (D), John Muckler (Coach); Total – 4
1980-81 (Los Angeles): Wayne Gretzky (F); Total – 1	1991-92 (Philadelphia): Vincent Damphousse (LW); Total – 1
1981-82 (Washington): Paul Coffey (D), Grant Fuhr (G), Wayne Gretzky (F), Mark Messier (F); Total – 4	1992-93 (Montreal): Dave Manson (D); Total – 1
1982-83 (NY Islanders): Paul Coffey (D), Wayne Gretzky (F), Jari Kurri (F), Mark Messier (F); Total – 4	1993-94 (NY Rangers): Shayne Corson (LW); Total – 1
1983-84 (New Jersey): Glenn Anderson (F), Paul Coffey (D), Grant Fuhr (G), Wayne Gretzky (F), Jari Kurri (F)*, Kevin Lowe (D), Mark Messier (F), Glen Sather (Coach); Total – 8	1995-96 (Boston): Doug Weight (C); Total – 1
1984-85 (Calgary): Glenn Anderson (F), Paul Coffey (D), Grant Fuhr (G), Wayne Gretzky (F), Mike Krushelnyski (F), Jari Kurri (F), Kevin Lowe (D), Andy Moog (G), Glen Sather (Coach); Total – 9	1996-97 (San Jose): Jason Arnott (C); Total – 1
1985-86 (Hartford): Glenn Anderson (F), Paul Coffey (D), Lee Fogolin (D), Grant Fuhr (G), Wayne Gretzky (F), Jari Kurri (F), Kevin Lowe (D), Mark Messier (F), Andy Moog (G), Glen Sather (Coach); Total – 10	1997-98 (Vancouver): Doug Weight (C); Total – 1
1986-87 (Rendez-Vous '87): Glenn Anderson (F), Paul Coffey (D)*, Grant Fuhr (G), Wayne Gretzky (F), Jari Kurri (F), Mark Messier (F), Esa Tikkanen (F); Total – 7	1998-99 (Tampa Bay): Roman Hamrik (D); Total – 1
1987-88 (St. Louis): Glenn Anderson (F), Grant Fuhr (G), Wayne Gretzky (F), Jari Kurri (F), Kevin Lowe (D), Mark Messier (F), Glen Sather (Coach); Total – 7	1999-00 (Toronto): Tommy Salo (G); Total – 1
1988-89 (Edmonton): Jimmy Carson (C), Grant Fuhr (G), Jari Kurri (RW), Kevin Lowe (D), Mark Messier (C), Glen Sather (Coach); Total – 6	2000-01 (Colorado): Janne Niinimaa (D), Doug Weight (C); Total – 2
1989-90 (Pittsburgh): Jari Kurri (RW), Kevin Lowe (D), Mark Messier (C); Total – 3	2001-02 (Los Angeles): Tommy Salo (G); Total – 1 Note: Mike Comrie (C) selected to NHL YoungStars Game
	2002-03 (Florida): Eric Brewer (D); Total – 1 Note: Ales Hemsley (RW) selected to NHL YoungStars Game, but was replaced by Shawn Horcoff (C) due to injury.
	2003-04 (Minnesota): None; Total – 0 Note: Alexei Semenov (D) and Raffi Torres (LW) selected to NHL YoungStars Game.
	2006-07 (Dallas): Ryan Smith (LW); Total – 1 Note: Ladislav Smid (D) selected to NHL YoungStars Game.
	2007-08 (Atlanta): Shawn Horcoff (C) – Total – 1 Note: Sam Gagner (C) selected to NHL YoungStars Game.
	2008-09 (Montreal): Sheldon Souray (D) – Total – 1 Note: Andrew Coglian (C) selected to NHL YoungStars Game. * Selected to team but did not play.

Edmonton Oilers NHL Award Winners

HART MEMORIAL TROPHY (Most Valuable Player) Wayne Gretzky 1980-87 Mark Messier 1989-90 JAMES NORRIS MEMORIAL TROPHY (Outstanding Defenceman) Paul Coffey 1984-85 1985-86 EMERY EDGE AWARD (Plus-Minus Leader) Charlie Huddy 1982-83 Wayne Gretzky 1983-84 1984-85 1986-87 ART ROSS TROPHY (Leading Scorer) Wayne Gretzky 1981-87	LADY BYNG MEMORIAL TROPHY (Most Gentlemanly Player) Wayne Gretzky 1979-80 Jari Kurri 1984-85 JACK ADAMS AWARD (Coach of the Year) Glen Sather 1985-86 LESTER B. PEARSON AWARD (Outstanding Player as selected by the NHL Player's Association) Wayne Gretzky 1982-85 1987 Mark Messier 1989-90	CONN SMYTHE TROPHY (Stanley Cup MVP) Mark Messier 1983-84 Wayne Gretzky 1984-85 1987-88 Bill Ranford 1989-90 VEZINA TROPHY (Outstanding Goaltender) Grant Fuhr 1987-88 KING CLANCY MEMORIAL TROPHY Kevin Lowe 1989-90 Ethan Moreau 2008-09 BUDWEISER/NHL MAN OF THE YEAR Kevin Lowe 1989-90
--	---	---

Edmonton Oilers Award Winners 1979-80 to 2008-09

ZANE FELDMAN TROPHY (MVP)

1979-80	Blair MacDonald	1995-96	Doug Weight
1980-81	Wayne Gretzky	1996-97	Curtis Joseph
1981-82	Wayne Gretzky	1997-98	Doug Weight
1982-83	Wayne Gretzky	1998-99	Bill Guerin
1983-84	Wayne Gretzky	1999-00	Tommy Salo
1984-85	Wayne Gretzky	2000-01	Tommy Salo
1985-86	Wayne Gretzky	2001-02	Tommy Salo
1986-87	Wayne Gretzky	2002-03	Tommy Salo & Todd Marchant
1987-88	Wayne Gretzky		
1988-89	Jari Kurri	2003-04	Ethan Moreau
1989-90	Mark Messier	2004-05	Not awarded – NHL Lockout
1990-91	Bill Ranford		
1991-92	Bill Ranford	2005-06	Chris Pronger
1992-93	Bill Ranford	2006-07	Dwayne Roloson
1993-94	Bill Ranford	2007-08	Ales Hemsky
1994-95	Jason Arnott	2008-09	Ales Hemsky

TOP FIRST YEAR OILER

1979-80	Dave Lumley	1996-97	Mike Grier
1980-81	Glenn Anderson	1997-98	Roman Hamrlik
1981-82	Grant Fuhr	1998-99	Tom Poti
1982-83	Randy Gregg	1999-00	Jim Dowd
1983-84	Mark Messier*	2000-01	Not awarded
1984-85	Mike Krushelnyski	2001-02	Not awarded
1985-86	Craig MacTavish	2002-03	Ales Hemsky
1986-87	Craig Muni	2003-04	Not awarded
1987-88	Craig Simpson	2004-05	Not awarded – NHL Lockout
1988-89	Jimmy Carson		
1989-90	Geoff Smith	2005-06	Matt Greene
1990-91	Anatoli Semenov	2006-07	Ladislav Smid
1991-92	Vincent Damphousse	2007-08	Andrew Cogliano & Sam Gagner
1992-93	Shayne Corson		
1993-94	Jason Arnott	2008-09	Lubomir Visnovsky
1994-95	Todd Marchant		
1995-96	Curtis Joseph		* Presented to the top playoff performer 1983-84 only.

UNSUNG HERO

1987-88	Charlie Huddy	1999-00	Ethan Moreau
1988-89	Charlie Huddy	2000-01	Not awarded
1989-90	Bill Ranford	2001-02	Steve Staios
1990-91	Petr Klima	2002-03	Ethan Moreau
1991-92	Joe Murphy	2003-04	Igor Ulanov
1992-93	Craig MacTavish	2004-05	Not awarded – NHL Lockout
1993-94	Shayne Corson		
1994-95	David Oliver	2005-06	Fernando Pisani
1995-96	Zdeno Ciger	2006-07	Marty Reasoner
1996-97	Doug Weight	2007-08	Steve Staios
1997-98	Dean McAmmond	2008-09	Jason Strudwick
1998-99	Mike Grier		

COMMUNITY SERVICE AWARD

1987-88	Mike Krushelnyski	1999-00	Todd Marchant
1988-89	Kevin Lowe	2000-01	Not awarded
1989-90	Craig Simpson	2001-02	Georges Laraque
1990-91	Craig Simpson	2002-03	Georges Laraque
1991-92	Kevin Lowe	2003-04	Georges Laraque
1992-93	Craig Simpson	2004-05	Not awarded – NHL Lockout
1993-94	Kelly Buchberger		
1994-95	Bill Ranford	2005-06	Georges Laraque
1995-96	Luke Richardson	2006-07	Jarret Stoll
1996-97	Jason Arnott	2007-08	Ethan Moreau
1997-98	Todd Marchant	2008-09	Ethan Moreau
1998-99	Pat Falloon		

DEFENCEMAN OF THE YEAR

1979-80	Doug Hicks	1995-96	Bryan Marchment
1980-81	Lee Fogolin	1996-97	Bryan Marchment
1981-82	Kevin Lowe	1997-98	Boris Mironov
1982-83	Charlie Huddy	1998-99	Roman Hamrlik
1983-84	Paul Coffey	1999-00	Jason Smith
1984-85	Paul Coffey	2000-01	Jason Smith
1985-86	Paul Coffey	2001-02	Janne Niinimaa
1986-87	Kevin Lowe	2002-03	Steve Staios
1987-88	Kevin Lowe	2003-04	Jason Smith
1988-89	Charlie Huddy	2004-05	Not awarded – NHL Lockout
1989-90	Craig Muni		
1990-91	Steve Smith	2005-06	Chris Pronger
1991-92	Norm Maciver	2006-07	Chris Smith
1992-93	Luke Richardson	2007-08	Tom Gilbert
1993-94	Igor Kravchuk	2008-09	Sheldon Souray
1994-95	Luke Richardson		

TOP DEFENSIVE FORWARD

1987-88	Craig MacTavish	1999-00	Mike Grier
1988-89	Esa Tikkanen	2000-01	Todd Marchant
1989-90	Craig MacTavish	2001-02	Todd Marchant
1990-91	Craig MacTavish	2002-03	Todd Marchant
1991-92	Craig MacTavish	2003-04	Shawn Horcoff
1992-93	Kelly Buchberger	2004-05	Not awarded – NHL Lockout
1993-94	Kelly Buchberger		
1994-95	Kelly Buchberger	2005-06	Ethan Moreau
1995-96	Kelly Buchberger	2006-07	Fernando Pisani
1996-97	Kelly Buchberger	2007-08	Fernando Pisani
1997-98	Mats Lindgren	2008-09	Shawn Horcoff
1998-99	Todd Marchant		

MOST POPULAR PLAYER

1987-88	Wayne Gretzky	1999-00	Georges Laraque
1988-89	Mark Messier	2000-01	Doug Weight
1989-90	Mark Messier	2001-02	Mike Comrie
1990-91	Mark Messier	2002-03	Ryan Smyth
1991-92	Kelly Buchberger	2003-04	Ryan Smyth
1992-93	Kelly Buchberger	2004-05	Not awarded – NHL Lockout
1993-94	Shayne Corson		
1994-95	Kirk Maltby	2005-06	Ryan Smyth
1995-96	Doug Weight	2006-07	Dwayne Roloson
1996-97	Curtis Joseph	2007-08	Ales Hemsky
1997-98	Curtis Joseph	2008-09	Ales Hemsky
1998-99	Doug Weight		

Edmonton Oilers Yearly Molson Cup Winners 1979-80 to 2008-09

1979-80	Wayne Gretzky	1994-95	Bill Ranford
1980-81	Wayne Gretzky	1995-96	Doug Weight
1981-82	Wayne Gretzky	1996-97	Curtis Joseph
1982-83	Wayne Gretzky	1997-98	Curtis Joseph
1983-84	Wayne Gretzky	1998-99	Bill Guerin
1984-85	Wayne Gretzky	1999-00	Tommy Salo
1985-86	Wayne Gretzky	2000-01	Tommy Salo
1986-87	Wayne Gretzky	2001-02	Tommy Salo
1987-88	Wayne Gretzky	2002-03	Tommy Salo
1988-89	Grant Fuhr	2003-04	Ryan Smyth
1989-90	Mark Messier	2004-05	Not Awarded – NHL Lockout
1990-91	Bill Ranford	2005-06	Ryan Smyth
1991-92	Joe Murphy	2006-07	Dwayne Roloson
1992-93	Bill Ranford	2007-08	Mathieu Garon
1993-94	Bill Ranford	2008-09	Dwayne Roloson

Edmonton Oilers Entry Draft Selections

PLAYER	ROUND	NO.	POS.	AGE	LAST AMATEUR CLUB
1979					
LOWE, Kevin	1	21	D	20	Quebec Remparts (QMJHL)
MESSIER, Mark	3	48	LW	18	St. Albert Saints (AJHL)
ANDERSON, Glenn	4	69	RW	19	University of Denver (WCHA)
KOSTOVICH, Maxwell	4	84	LW	20	Portland Winter Hawks (WHL)
TOAL, Mike	5	105	C	20	Portland Winter Hawks (WHL)
BARNES, Blair	6	126	RW	19	Windsor Spitfires (OHL)
1980					
COFFEY, Paul	1	6	D	19	Kitchener Rangers (OHL)
BABCOCK, Shawn	3	48	RW	18	Windsor Spitfires (OHL)
KURRI, Jari	4	69	RW	20	Jokerit (Finland)
PODDUBNY, Walt	5	90	C/LW	20	Kingston Canadians (OHL)
WINTHER, Mike	6	111	C	19	Brandon Wheat Kings (WHL)
MOOG, Andy	7	132	G	20	Billings Bighorns (WHL)
POLMAN TUIN, Rob	8	153	G	20	Michigan Tech (WCHA)
PETERSSON, Lars-Gunnar	9	174	LW	20	Lulea H.F. (Sweden)
1981					
FUHR, Grant	1	8	G	18	Victoria Cougars (WHL)
STRUEBY, Todd	2	29	LW	18	Regina Pats (WHL)
HOUCK, Paul	4	71	RW	18	Kelowna Buckaroos (BCJHL)
DROUILLARD, Phil	5	92	LW	18	Niagara Falls Flyers (OHL)
SMITH, Steve	6	111	RW	18	London Knights (OHL)
HABSCHEID, Marc	6	113	C	18	Saskatoon Blades (WHL)
STURGEON, Mike	8	155	D	18	Kelowna Buckaroos (BCJHL)
HORAVA, Miloslav	9	176	D	19	Czechoslovakia
SHERVEN, Gord	10	197	C	18	Weyburn Red Wings (SJHL)
1982					
PLAYFAIR, Jim	1	20	D	18	Portland Winter Hawks (WHL)
GRAVES, Steve	2	41	LW	18	Sault Ste. Marie Greyhounds (OHL)
LONEY, Brent	3	62	LW	18	Cornwall Royals (OHL)
POUZAR, Jaroslav	4	83	LW	31	Czechoslovakia
BOETTGER, Dwayne	5	104	D	19	Toronto Marlboros (OHL)
SUMMANEN, Raimo	6	125	L/RW	20	Keiko-Reipas (Finland)
SMALL, Brian	7	146	RW	18	Ottawa 67's (OHL)
CLARK, Dean	8	167	D	18	St. Albert Saints (AJHL)
WOOD, Ian	9	188	G	18	Penticton Knights (BCJHL)
DION, Grant	10	209	D	18	Cowichan Valley (BCJHL)
SMITH, Chris	11	230	G	20	Regina Pats (WHL)
CRAWFORD, Jeff	12	251	LW	20	Regina Pats (WHL)
1983					
BEUKEBOOM, Jeff	1	19	D	18	Sault Ste. Marie Greyhounds (OHL)
GOLDEN, Mike	2	40	C	18	Reading High School (US HS)
FLANAGAN, Mike	3	61	D	18	Acton-Boxboro High School (US HS)
TIKKANEN, Esa	4	82	LW/C	18	Helsinki IFK Juniors (Finland)
BARBER, Don	6	124	LW	19	Kelowna Buckaroos (WHL)
DERKATCH, Dale	7	145	C	18	Regina Pats (WHL)
VOS, Ralph	8	166	LW	18	Abbotsford Flyers (BCJHL)
ROACH, Dave	9	187	G	18	New Westminster Royals (BCJHL)
YADLOWSKI, Warren	10	208	C	17	Calgary Wranglers (WHL)
MINER, John	11	229	D	17	Regina Pats (WHL)
WOODBURN, Steve	12	250	D	19	Verdun Juniors (QMJHL)
1984					
ODELEIN, Selmar	1	21	D	18	Regina Pats (WHL)
REAGH, Daryl	2	42	G	19	Kamloops Oilers (WHL)
NORMAN, Todd	3	63	C	18	Hill Murray HS (US HS)
NOVAK, Rich	4	84	RW	18	Richmond (BCJHL)
LAMBERT, Richard	5	105	LW	18	Henry Carr (Jr. B)
VIVEIROS, Emanuel	6	106	D	18	Prince Albert Raiders (WHL)
DORNIC, Ivan	6	126	LW	22	Dukla Trencin (Czech)
RIIHILARVI, Heikki	7	147	D	18	Kiekko-Espoo (Finland)
EWEN, Todd	8	168	RW	18	New Westminster Bruins (WHL)
CURTIS, Joel	10	209	LW	18	Oshawa Generals (OHL)
WHEELDON, Simon	11	229	C	18	Victoria Cougars (WHL)
GANI, Darren	12	250	D	19	Belleville Bulls (OHL)
1985					
METCALFE, Scott	1	20	LW	18	Kingston Canadians (OHL)
CARNELLEY, Todd	2	41	D	18	Kamloops Blazers (WHL)

PLAYER	ROUND	NO.	POS.	AGE	LAST AMATEUR CLUB
WARE, Mike	3	62	D	18	Hamilton Steelhawks (OHL)
KAPUSTA, Tomas	5	104	C	18	Gottwaldov (Czech)
TESSIER, Brian	6	125	G	18	North Bay Centennials (OHL)
TYERS, Shawn	7	146	RW	18	Kitchener Rangers (OHL)
FAIRFIELD, Tony	8	167	RW	17	St. Albert Saints (AJHL)
BUCHBERGER, Kelly	9	188	LW	18	Moose Jaw Warriors (WHL)
BARBE, Mario	10	209	D	18	Chicoutimi Saguenéens (QMJHL)
HEADON, Peter	11	230	C	18	Notre Dame High School (SJHL)
HALEY, John	12	251	G	18	Hull High School (US HS)
1986					
ISSEL, Kim	1	21	RW	18	Prince Albert Raiders (WHL)
NICHOLS, Jamie	2	42	LW	18	Portland Winter Hawks (WHL)
SHUDRA, Ron	3	63	D	18	Kamloops Blazers (WHL)
CURRIE, Dan	4	84	LW	18	Sault Ste. Marie Greyhounds (OHL)
HAAS, David	5	105	LW	18	London Knights (OHL)
ENNIS, Jim	6	126	D	18	Boston University Terriers (HE)
MATULIK, Ivan	7	147	LW	18	Slovan Bratislava (Czech)
BEAULIEU, Nicolas	8	168	LW	18	Drummondville Voltigeurs (QMJHL)
GREENLAY, Mike	9	189	G	17	Calgary Midgets "AAA"
LANZA, Matt	10	210	D	18	Winthrop High School (US HS)
BOZIK, Mojmir	11	231	D	18	Kosice (Czechoslovakia)
HAND, Tony	12	252	C	18	Murrayfield Racers (Scotland)
1987					
SOBERLAK, Peter	1	21	LW	18	Swift Current Broncos (WHL)
WERENKA, Brad	2	42	D	18	Northern Michigan U (WCHA)
SMITH, Geoff	3	63	D	18	St. Albert Saints (AJHL)
ERIKSSON, Peter	4	64	LW	21	HV 71 (Sweden)
Van ALLEN, Shaun	5	105	C	19	Saskatoon Blades (WHL)
TOUPAL, Radek	6	126	RW	19	Ceske Motor Budejovice (Czech)
SRSEN, Tomas	7	147	LW	19	Zetr Brno (Czech)
ELLINGSEN, Age	8	168	D	24	Storhamer (Norway)
ARMSTRONG, Gavin	9	189	G	18	RPI Engineers (ECAC)
TINKHAM, Mike	10	210	RW	18	Newburyport High School (US HS)
PAULETTI, Jeff	11	231	D	18	U of Minnesota (WCHA)
DUUS, Jesper	12	241	D	19	Rodoure SK (Denmark)
VYAZMIKIN, Igor	12	252	RW/LW	19	Central Red Army (USSR)
1988					
LEROUX, Francois	1	19	D	18	St. Jean Castors (QMJHL)
KOIVUNEN, Petro	2	39	C	18	K-Espoo (Finland)
SIM, Trevor	3	53	C	18	Seattle Thunderbirds (WHL)
BAUER, Collin	3	61	D	17	Saskatoon Blades (WHL)
BRAUER, Cam	4	82	D	18	RPI Engineers (ECAC)
MARTIN, Don	5	103	LW	20	London Knights (OHL)
BARRIE, Len	6	124	RW	19	Victoria Cougars (WHL)
GLOVER, Mike	7	145	RW	19	Sault Ste. Marie Greyhounds (OHL)
PODEIN, Shjon	8	166	C	20	U of Minnesota-Duluth (WCHA)
COLE, Tim	9	187	G	19	Woburn H.S. (US HS)
ZUBKOV, Vladimir	10	208	D	30	Central Red Army (USSR)
MacDONALD, Darin	11	229	LW	18	Boston University (HE)
TISDALE, Tim	12	250	C	20	Swift Current Broncos (WHL)
1989					
SOULES, Jason	1	15	D	18	Niagara Falls Thunder (OHL)
BORGO, Richard	2	36	RW	18	Kitchener Rangers (OHL)
BERANEK, Josef	4	78	C	19	Litvinov (Czech)
WHITE, Peter	5	92	LW	20	Michigan State University (CCHA)
SEMENOV, Anatoli	6	120	C	27	Moscow Dynamo (USSR)
PAYNE, Davis	7	140	LW	18	Michigan Tech University (WCHA)
YASHIN, Sergei	7	141	LW	27	Moscow Dynamo (USSR)
MARTINI, Darcy	8	162	D	20	Michigan Tech University (WCHA)
BOZEK, Roman	11	225	RW	25	Budejovice (Czech)
1990					
ALLISON, Scott	1	17	C	18	Prince Albert Raiders (WHL)
LEGAULT, Alexandre	2	38	RW	18	Boston University (HE)
CROWLEY, Joe	3	59	LW	18	Lawrence Academy (US HS)
BLAIN, Joel	4	67	LW	18	Hull Olympiques (QMJHL)
LOUDER, Greg	5	101	G	18	Cushing Academy (US HS)
SAILLYNOJA, Keijo	6	122	LW	20	Jokerit (Finland)
POWER, Mike	7	143	G	19	Western Michigan U (CCHA)
MEJZLIK, Roman	8	164	LW/C	22	Dukla Jihlava (Czech)
ZEMLICKA, Richard	9	185	LW/RW	26	Sparta Praha (Czech)
KORINEK, Petr	10	206	C	24	Skoda Plzen (Czech)
NUUTINEN, Sami	12	248	D	19	K-Espoo (Finland)

PLAYER	ROUND	NO.	POS.	AGE	LAST AMATEUR CLUB
1991					
WRIGHT, Tyler	1	12	C	18	Swift Current Broncos (WHL)
RUCINSKY, Martin	1	20	LW	20	Litvinov (Czech)
VERNER, Andrew	2	34	G	18	Peterborough Petes (OHL)
BREEN, George	3	56	RW	17	Cushing Academy (US HS)
NOBILI, Mario	4	78	LW	20	Longueuil (QMJHL)
HAGGERTY, Ryan	5	93	C	18	Westminster (US HS)
OLIVER, David	7	144	RW	20	U of Michigan (CCHA)
KITCHING, Gary	8	166	C	20	Thunder Bay (USJHL)
BARLIE, Vegar	10	210	RW	18	Valerengen (Norway)
BELOSHEIKEN, Evgeny	11	232	G	25	Central Red Army (USSR)
RIIHIJARVI, Juha	12	254	RW	21	Oulu Karpat (Finland)
1992					
HULBIG, Joe	1	13	LW	18	St. Sebastian's (US HS)
REICHEL, Martin	2	37	RW	18	Freiburg (Germany)
ROY, Simon	3	61	D	18	Shawinigan Cataractes (QMJHL)
MALTBY, Kirk	3	65	RW	19	Owen Sound Platers (OHL)
INTRANUOVO, Ralph	4	96	C	18	Sault Ste. Marie Greyhounds (OHL)
GAGE, Joaquin	5	109	G	18	Portland Winter Hawks (WHL)
GIBSON, Steve	7	157	LW	19	Windsor Spitfires (OHL)
SHIM, Kyuin	8	181	RW	18	Sherwood Park Crusaders (AJHL)
SCHMIDT, Colin	8	190	C	18	Regina Midgets (Midget)
TUOMAINEN, Marko	9	205	RW	20	Clarkson University (ECAC)
RASMUSSEN, Bryan	11	253	LW	18	St. Louis Park (US HS)
1993					
ARNOTT, Jason	1	7	C	18	Oshawa Generals (OHL)
STAJDUHAR, Nick	1	16	D	18	London Knights (OHL)
VYBORNY, David	2	33	C	18	Sparta Praha (Czech Republic)
PADEN, Kevin	3	59	C	18	Detroit Jr. Red Wings (OHL)
KERCH, Alexander	3	60	RW	26	Dynamo Riga (CIS)
SATAN, Miroslav	5	111	C	18	Dukla Trencin (Slovakia)
ZHURIK, Alexander	7	163	D	18	Dynamo Minsk (CIS)
BAKULA, Martin	8	189	D	23	U of Alaska-Anchorage (WCHA)
NORTON, Brad	9	215	D	18	Cushing Academy (US HS)
MALTSEV, Oleg	10	241	LW	30	Chelyabinsk (CIS)
BYAKIN, Ilya	11	267	D	30	Landshut (Germany)
1994					
BONSIGNORE, Jason	1	4	C	18	Niagara Falls Thunder (OHL)
SMYTH, Ryan	1	6	LW	18	Moose Jaw Warriors (WHL)
WATT, Mike	2	32	LW	18	Stratford (OHA Jr. B)
NEILSON, Corey	3	53	D	17	North Bay Centennials (OHL)
SYMES, Brad	3	60	D	18	Portland Winter Hawks (WHL)
COPELAND, Adam	4	79	RW	18	Burlington (OHA Jr. B)
TARVAINEN, Jussi	4	95	C	18	KalPA Kuopio (Finland)
GASKINS, Jon	5	110	D	18	Dubuque (USJHL)
MARCHANT, Terry	6	136	LW	18	Niagara (NAJHL)
SHEPTAK, Curtis	7	160	LW	19	Olds Grizzlies (AJHL)
SHULGA, Dimitrius	7	162	RW	18	Tivali Minsk (CIS)
WICKENHEISER, Chris	7	179	G	18	Red Deer Rebels (WHL)
GUINN, Rob	8	185	D	18	Newmarket Royals (OHL)
REID, Jason	8	188	D	18	St. Andrew's (CHS)
JABLONSKI, Jeremy	9	214	G	19	Victoria Cougars (WHL)
BENYSEK, Ladislav	11	266	D	19	Olomouc (Czech)
1995					
KELLY, Steve	1	6	C	18	Prince Albert Raiders (WHL)
LARAQUE, Georges	2	31	RW	18	St. Jean Lynx (QMJHL)
ZIB, Lukas	3	57	D	18	HC Ceske Budejovice (Czech)
MINARD, Mike	4	83	G	18	Chilliwack Chiefs (BCJHL)
SNOPEK, Jan	5	109	D	19	Oshawa Generals (OHL)
CERVEN, Martin	7	161	C	18	Dukla Trencin Jrs. (Slovakia)
DOUGLAS, Stephen	8	187	D	18	Niagara Falls Thunder (OHL)
ANTONIN, Jiri	9	213	D	19	HC Pardubice Jrs. (Czech)
1996					
DEVEREAUX, Boyd	1	6	C	18	Kitchener Rangers (OHL)
DESCOTEAUX, Matthieu	1	19	D	18	Shawinigan Cataractes (QMJHL)
HAJT, Chris	2	32	D	18	Guelph Storm (OHL)
POTI, Tom	3	59	D	19	Cushing Academy (US HS)
URICK, Brian	5	114	RW	19	U of Notre Dame (CCHA)
RANDALL, Bryan	6	141	C	17	Medicine Hat Tigers (WHL)

PLAYER	ROUND	NO.	POS.	AGE	LAST AMATEUR CLUB
BERNIER, David	7	168	C	18	St-Hyacinthe Laser (QMJHL)
LAFRANCE, Brandon	7	170	RW	19	Ohio State U (CCHA)
PISANI, Fernando	8	195	C	19	St. Albert Saints (AJHL)
HULTBERG, John	9	221	G	19	Kingston Frontenacs (OHL)
1997					
RIESEN, Michel	1	14	C	18	Biel (Switzerland)
DOVIGI, Patrick	2	41	G	17	Erie Otters (OHL)
YERKOVICH, Sergei	3	68	D	22	Las Vegas Thunder (IHL)
ELOFSSON, Jonas	4	94	D	18	Farjestad Karlstad (Sweden)
CHIMERA, Jason	5	121	C	18	Medicine Hat Tigers (WHL)
SARNO, Peter	6	141	C	17	Windsor Spitfires (OHL)
BOLIBRUCK, Kevin	7	176	D	20	Peterborough Petes (OHL)
HINZ, Chad	7	187	C	18	Moose Jaw Warriors (WHL)
KERR, Chris	8	205	D	18	Sudbury Wolves (OHL)
FOMITCHEV, Alexandre	9	231	G	18	St. Albert Saints (AJHL)
1998					
HENRICH, Michael	1	13	RW	18	Barrie Colts (OHL)
HENRY, Alex	3	67	D	18	London Knights (OHL)
HORCOFF, Shawn	4	99	C	20	Michigan State (CCHA)
ANTILA, Kristian	4	113	G	18	Ilves Tampere (Finland)
ELLIOTT, Paul	5	128	D	18	Medicine Hat Tigers (WHL)
SMIRNOV, Oleg	5	144	LW	18	Elektrostal (Russia)
ETTINGER, Trevor	6	159	D	17	Cape Breton Screaming Eagles (QMJHL)
MORRISON, Michael	7	186	G	18	Exeter (US HS)
LEFEBVRE, Christian	8	213	D	20	Baie-Comeau Drakkar (QMJHL)
SPIRIDONOV, Maxim	9	241	RW	20	London Knights (OHL)
1999					
RITA, Jani	1	13	RW	17	Jokerit Helsinki (Finland)
SEMEONOV, Alexei	2	36	D	18	Sudbury Wolves (OHL)
SALMELAINEN, Tony	2	41	LW	17	HIFK Helsinki Jrs. (Finland)
HAUSER, Adam	3	81	G	19	U of Minnesota (WCHA)
COMRIE, Mike	3	91	C	18	U of Michigan (CCHA)
FAUTEUX, Jonathan	5	139	D	18	Les Foreurs De Val-D'Or (QMJHL)
LEGG, Chris	6	171	C	19	London Jr. B (OHA)
CHARTIER, Christian	7	199	D	18	Saskatoon Blades (WHL)
GROSCHL, Tomas	9	256	F	18	Hungarian National Team (Intl)
2000					
MIKHNOV, Alexei	1	17	LW	17	Yaroslavl 2 (Russia)
WINCHESTER, Brad	2	35	C/LW	19	U of Wisconsin (WCHA)
LIUBIMOV, Alexander	3	83	D	20	Samara (Russia)
DICKENSON, Lou	4	113	C/LW	17	Mississauga Ice Dogs (OHL)
FLACHE, Paul	5	152	D	18	Brampton Battalion (OHL)
NORRIE, Shaun	6	184	RW	17	Calgary Hitmen (WHL)
CULLEN, Joe	7	211	C/LW	19	Colorado College (WCHA)
LOMBARDI, Matthew	7	215	C	18	Les Tigres de Victoriaville (QMJHL)
PLATT, Jason	8	247	D	19	Omaha Lancers (USHL)
MURATOV, Evgeny	9	274	LW	19	Neftechimik (Russia)
2001					
HEMSKY, Ales	1	13	RW	17	Hull Olympiques (QMJHL)
LYNCH, Doug	2	43	D	18	Red Deer Rebels (WHL)
CARON, Ed	2	52	LW	19	Phillips-Exeter (USHS)
SMITH, Kenny	3	84	D	18	Harvard U (ECAC)
MARKKANEN, Jussi	5	133	G	26	Tappara Tampere (Finland)
BRENK, Jake	5	154	C	19	Breck (US HS)
SVENSK, Mikael	6	185	D	18	Frolunda Jrs. (Finland)
BAUM, Dan	7	215	C/LW	18	Prince George Cougars (WHL)
HAAKANA, Kari	8	248	D	27	Jokerit Helsinki (Finland)
PISA, Ales	9	272	D	24	HC Pardubice (Czech Republic)
STEPHENSON, Shay	9	278	LW	17	Red Deer Rebels (WHL)
2002					
NIINIMAKI, Jesse	1	15	C	18	Ilves Tampere (Finland)
DESLAURIERS, Jeff	2	31	G	18	Chicoutimi Saguenéens (QMJHL)
STOLL, Jarret	2	36	C	19	Kootenay Ice (WHL)
GREENE, Matt	2	44	D	19	Green Bay Gamblers (USHL)
RADUNSKIE, Brock	3	79	LW	19	Michigan State (CCHA)
KOLTSOV, Ivan	4	106	D	18	Cherepovets (Russia)
ALMTORP, Jonas	4	111	C	18	Modo Jrs. (Sweden)
FISHER, Glenn	5	148	G	19	Ft. Saskatchewan Traders (AJHL)

PLAYER	ROUND	NO.	POS.	AGE	LAST AMATEUR CLUB
LUOMA, Mikko	6	181	D	26	Tappara Tampere (Finland)
DUFORT, Jean-Francois	7	205	LW	20	Cape Breton Screaming Eagles (QMJHL)
MURPHY, Patrick	7	211	LW	18	Newmarket Hurricanes (OPJHL)
HELMINEN, Dwight	8	244	C	19	U of Michigan (CCHA)
MICKA, Tomas	8	245	W	19	Slavia Jrs. (Czech Republic)
JOHANSSON, Fredrik	9	274	C	18	Frolunda Jrs. (Sweden)
2003					
POULIOT, Marc-Antoine	1	22	C	18	Rimouski Oceanic (QMJHL)
MCDONALD, Colin	2	51	RW	18	New England Jr. Coyotes (EJHL)
JACQUES, Jean-Francois	2	68	LW	18	Baie Comeau Drakkar (QMJHL)
JOUKOV, Mishail	3	72	C/W	18	Arboga (Sweden)
STORTINI, Zachery	3	94	RW	17	Sudbury Wolves (OHL)
OLSSON, Kalle	5	147	W	18	Frolunda Jrs. (Sweden)
ROHLFS, David	5	154	RW	19	Compuware Ambassadors (NAHL)
MICEVIC, Dragan	6	184	LW	18	Sodertalje SK (Sweden)
BRODZIAK, Kyle	7	214	C	19	Moose Jaw Warriors (WHL)
ROY, Mathieu	7	215	D	19	Val D'Or Foreurs (QMJHL)
HRABAL, Josef	8	248	D	17	Vsetin Jrs. (Czech Republic)
BODIE, Troy	9	278	RW	18	Kelowna Rockets (WHL)
2004					
DUBNYK, Devan	1	14	G	18	Kamloops Blazers (WHL)
SCHREMP, Rob	1	25	C	17	London Knights (OHL)
TESLYUK, Roman	2	44	D	18	Kamloops Blazers (WHL)
PAUKOVICH, Geoff	2	57	LW	18	U.S. National Under-18 Team
REDDOX, Liam	4	112	LW	18	Peterborough Petes (OHL)
YOUNG, Bryan	5	146	D	17	Peterborough Petes (OHL)
GORDICHUK, Max	6	177	D	18	Kamloops Blazers (WHL)
GOULET, Stephane	7	208	RW	18	Quebec Remparts (QMJHL)
SPURGEON, Tyler	8	242	C	18	Kelowna Rockets (WHL)
BJURLING, Bjorn	9	274	G	24	Djurgardens IF Stockholm (Sweden)
2005					
COGLIANO, Andrew	1	25	C	18	St. Michael's (OPJHL)
CHORNEY, Taylor	2	36	D	18	Shattuck-St. Mary's (USHS)
SYVRET, Danny	3	81	D	20	London Knights (OHL)
DEE, Robby	3	86	C/W	18	Breck (USHS)
VANDE VELDE, Chris	4	97	C	18	Moorhead (USHS)
TRUKHNO, Viatcheslav	4	120	C	18	Prince Edward Island Rocket (QMJHL)
PETTERSSON, Fredrik	5	157	LW	18	Frolunda Jr. (Sweden)
GLASSER, Matthew	7	220	LW	18	Fort McMurray Oil Barons (AJHL)
2006					
PETRY, Jeff	2	45	D	18	Des Moines (USHL)
PECKHAM, Theo	3	75	D	18	Owen Sound Attack (OHL)
PITTON, Bryan	5	133	G	18	Brampton Battalion (OHL)
WILD, Cody	5	140	D	19	Providence U (HEA)
BUMAGIN, Alexander	6	170	W	19	Lada Togliatti (Russia)
2007					
GAGNER, Sam	1	6	C	17	London Knights (OHL)
PLANTE, Alex	1	15	D	18	Calgary Hitmen (WHL)
NASH, Riley	1	21	C	18	Salmon Arm (BCHL)
OMARK, Linus	4	97	W	20	Lulea HF (Sweden)
KYTAR, Milan	5	127	C	18	Topolcany (Slovak 2)
QUIST, William	6	157	W	17	Tingsryd (Sweden 3)
2008					
EBERLE, Jordan	1	22	C	18	Regina Pats (WHL)
MOTIN, Johan	4	103	D	18	Bofors (Sweden 2)
CORNET, Philippe	5	133	LW	18	Rimouski Oceanic (QMJHL)
HARTIKAINEN, Teemu	6	163	C	18	Kalpa Jrs. (Finland Jr.)
BENDFELD, Jordan	7	193	D	20	Medicine Hat Tigers (WHL)
2009					
PAAJARVI-SVENSSON, Magnus	1	10	W	18	Timra (Sweden)
LANDER, Anton	2	40	C	18	Timra (Sweden)
HESKETH, Troy	3	71	D	18	Minnetonka (US HS)
ABNEY, Cameron	3	82	W	18	Everett (WHL)
BIGOS, Kyle	4	99	D	20	Vernon (BCHL)
RAJALA, Toni	4	101	W	18	Ilves (Finland Jr.)
ROY, Olivier	5	133	G	18	Cape Breton (QMJHL)

Edmonton Oilers All-Time Sweater Numbers 1979-80 to 2008-09

- *Players listed have played in at least one regular-season or playoff game as an Oiler.
The most recent player to wear the number is listed first.*
- 1 Mike Morrison, Ty Conklin, Mike Minard, Joaquin Gage, Wayne Cowley, Ron Tugnutt, Peter Ing, Kari Takko, Grant Fuhr, Peter LoPresti, Don Cutts
- 2 Matt Greene, Eric Brewer, Igor Ulanov, Brett Hauer, Boris Mironov, Bob Beers, Chris Joseph, Jim Ennis, Lee Fogolin
- 3 Al Hamilton (Number was retired on October 10, 1980.)
- 4 Kevin Lowe
- 5 Ladislav Smid, Alexei Semenov, Tom Poti, Greg de Vries, Brett Hauer, Brad Werenka, Steve Smith, Jim Playfair, Doug Hicks
- 6 Jaroslav Spacek, Dan Smith, Bobby Dollas, Bryan Muir, Jeff Norton, Ken Sutton, Gord Mark, Ian Herbers, Brian Glynn, Jeff Beukeboom, Rick Chartraw, Dean Clark, Garry Lariviere, John Hughes, Colin Campbell
- 7 Daniel Cleary, Fredrik Lindquist, Jason Arnott, Martin Gelin, Mark Lamb, Paul Coffey, Ron Chipperfield (Number was retired on October 18, 2005.)
- 8 Geoff Sanderson, Alexei Mikhnov, Ales Pisa, Frank Musil, Doug Friedman, Ray Whitney, Sean Brown, Michel Petit, Zdeno Ciger, Joe Murphy, John LeBlanc, Doug Smith, John Miner, Wayne Van Dorp, Stu Kulak, Dave Lumley, Gord Sherven, Reg Kerr, Steve Graves, Kari Jalonen, Risto Siltanen
- 9 Bill Guerin, Mike Watt, Ralph Intranuovo, Glenn Anderson, Shayne Corson, Bernie Nicholls, Glenn Anderson, Kari Makkonen, Jim Harrison (Number was retired on January 18, 2009.)
- 10 Shawn Horcoff, Kevin Brown, Pat Falloon, Steve Kelly, Mariusz Czerkawski, Ryan Smyth, Ilya Byakin, Esa Tikkanen, Jaroslav Pouzar, Matt Hagman, Ron Areshenkoff
- 11 Mark Messier (Number was retired on February 27, 2007.)
- 12 Robert Nilsson, Sergei Samsonov, Mathieu Roy, Krys Kolanos, Mike Bishai, Bobby Allen, Josh Green, Michel Picard, Joe Hulbig, Jesse Belanger, Tyler Wright, Micah Aivazoff, Steve Rice, David Maley, Troy Mallette, Adam Graves, Jimmy Carson, Dave Hannan, Dave Hunter
- 13 Andrew Cogliano, Todd Harvey, German Titov, Ken Linseman, Risto Jalo, Ken Linseman
- 14 Raffi Torres, Jani Rita, Domenic Pittis, Bert Robertsson, Mats Lindgren, Kent Nilsson, Craig MacTavish, Esa Tikkanen, Ray Cote, Laurie Boschman, Walt Poddubny, Blair MacDonald
- 15 Joffrey Lupul, Kyle Brodziak, Brad Isbister, Marty Reasoner, Chad Kilger, Dan LaCouture, Drake Berehowsky, Joe Hulbig, David Roberts, Fredrik Olausson, Kevin Todd, Scott Thornton, Steve Rice, Greg Hawgood, Steve Rice, Dan Currie, David Haas, Tomas Srsen, Trevor Sim, Miroslav Frycer, Geoff Courtnall, Steve Graves, Kent Nilsson, Steve Graves, Jeff Brubaker, Mike Moller, Pat Conacher, Curt Brackenbury, Alex Tiede, Wayne Bianchin
- 16 Jarret Stoll, Mike York, Rem Murray, Kelly Buchberger, Selmar Odelein, Pat Hughes, Bobby Schmautz, Dan Newman
- 17 Rem Murray, Scott Thornton, Jari Kurri, Cam Connor (Number was retired on October 6, 2001.)
- 18 Ethan Moreau, Scott Fraser, Barrie Moore, Miroslav Satan, Dan McGillis, Kirk Maltby, Craig Simpson, Mark Lamb, Danny Gare, Mark Napier, Terry Martin, Ken Berry, Brett Callighen
- 19 Patrick O'Sullivan, Marty Reasoner, Sven Butenschon, Chris Hajt, Boyd Devereaux, Kent Manderville, Tyler Wright, Brian Benning, Tyler Wright, Anatoli Semenov, Normand Lacombe, Danny Gare, Mike Rogers, Willy Lindstrom, Ken Berry, Don Ashby, Bill Flett
- 20 Curtis Glenross, Toby Petersen, Radek Dvorak, Marc-Andre Bergeron, Jochen Hecht, Jason Chimera, Josef Beranek, Tony Hrkac, Barrie Moore, David Oliver, Boris Mironov, Brad Zavisha, Jozef Cierny, Jeff Chychrun, Marc Laforge, Mike Hudson, Shaun Van Allen, Martin Gelin, Steve Dykstra, Keith Acton, Moe Mantha, Scott Metcalfe, Jaroslav Pouzar, Dave Lumley, Billy Carroll, Dave Lumley
- 21 Ales Kotalik, Ryan Potulny, Jason Smith, Daniel Lacroix, Ladislav Benysek, Valeri Zepelukin, Mariusz Czerkawski, Igor Kravchuk, Shayne Corson, Vincent Damphousse, Randy Gregg, Stan Weir
- 22 Jean-Francois Jacques, Rem Murray, Jani Rita, Anson Carter, Roman Hamrlik, Luke Richardson, Charlie Huddy, Ron Carter, Poul Popiel
- 23 Dick Tarnstrom, Kyle Brodziak, Dick Tarnstrom, Cory Cross, Sean Brown, Dan McGillis, Nick Stajduhar, Jason Bonsignore, Vladimir Vujtek, Dan Currie, Martin Rucinsky, Dave Manson, Greg Hawgood, Tommy Lehmann, Tomas Jonsson, Keith Acton, Moe Lemay, Jim Wiemer, Marc Habscheid, Tom Roulston, Mike Forbes
- 24 Steve Staios, Christian Laflamme, Janne Niinimaa, Bryan Marchment, Dave Manson, Dan Currie, Brad Aitken, Kevin McClelland, Tom Roulston, Peter Driscoll
- 25 Joni Pitkanen, Jan Hejda, Krys Kolanos, Mike Grier, Greg de Vries, Mike Stapleton, Geoff Smith, Greg C. Adams, Mike Moller, Raimo Summanen, Reg Kerr, Todd Strueby, Don Jackson, Mike Toal

- 26 Erik Cole, Brad Winchester, Mikko Luoma, Todd Marchant, Shjon Podein, Dan Currie, David Shaw, Davie Haas, Shaun Van Allen, Max Middendorf, Reijo Ruotsalainen, Peter Eriksson, Craig Redmond, Ken Hammond, Mike Krushelnyski, Tom Gorrence, Todd Strueby, Don Nachbaur, Mike Forbes, Pat Price
- 27 Dustin Penner, Georges Laraque, Ralph Intranuovo, Peter White, Todd Elik, Scott Mellanby, Dave Hunter, Kim Issel, Reed Larson, Ron Shudra, Dave Semenko
- 28 Jesse Boulerice, Patrick Thoresen, Danny Syvret, Jason Chimera, Alex Selivanov, Bill Huard, Jiri Slegr, Roman Oksiuta, Mike Stapleton, Roman Oksiuta, Craig Muni, Ken Solheim, Gord Sherven, Larry Melnyk, John Blum, Lance Nethery, Todd Strueby, Roy Sommer, Dave Dryden
- 29 Daniel Tjarnqvist, Ty Conklin, Kari Haakana, Patrick Cote, Alex Selivanov, Steve Passmore, Jason Bowen, Louie DeBrusk, Josef Beranek, Igor Vyazmikin, Vladimir Ruzicka, Daryl Reaugh, Reijo Ruotsalainen, Jim Playfair, Don Jackson
- 30 Jussi Markkanen, Dominic Roussel, Bill Ranford, Bob Essensa, Bill Ranford, Warren Skorodenski, Mike Zanier, Ron Low
- 31 Joaquin Gage, Curtis Joseph, Fred Brathwaite, Grant Furh, Eddie Mio (Number was retired on October 9, 2003.)
- 32 Mathieu Garon, Matt Greene, Scott Ferguson, Craig Millar, Miroslav Satan, Dean Kennedy, Gord Mark, Ron Tugnutt, Dave Brown, Alan May, Nick Fotiu, Jim Wiemer, Daryl Reaugh
- 33 Steve MacIntyre, Peter Sarno, Jiri Dopita, Dan LaCouture, Marty McSorley, Dan McGillis, Marko Tuomainen, Scott Pearson, Norm Foster, Eldon Reddick, Kim Issel, Marty McSorley, Marco Baron, Lindsay Middlebrook, Gary Edwards, Bob Dupuis, Bryon Baltimore, John Bednarski
- 34 Fernando Pisani, Sergei Zholtok, Michel Riesen, Jim Dowd, Vladimir Vorobiev, Jim Dowd, Donald Dufresne, Ryan McGillis, Len Esau, Brent Grieve, Gord Mark, Darcy Martini, Alexander Kerch, Todd Elik, Greg Hawgood, Mike Ware, Glen Cochrane, Scott Metcalfe, Dave Donnelly, Dean Hopkins
- 35 Dwayne Roloson, Tommy Salo, Mikhail Shtalenkov, Bryan Muir, Craig Millar, Bryan Muir, Adam Bennett, Francois Leroux, Mike Greenlay, Randy Exelby, Francois Leroux, Andy Moog, Jim Corsi
- 36 Mathieu Roy, Marc-Antoine Pouliot, Jarret Stoll, Shawn Horcoff, Dennis Bonvie, Ralph Intranuovo, Todd Marchant, Brad Werenka, Norm Maciver, Bruce Bell, Norm Maciver, Selmar Odelein
- 37 Denis Grebeshkov, Michael Peca, Brian Swanson, Daniel Cleary, Dean McAmmond, Doug Halward, Dave Hunter, Tom McMurchy
- 38 Jeff Deslauriers, Chris Ferraro, Terran Sandwith, Iain Fraser
- 39 Doug Weight
- 40 Danny Syvret, Stephen Valiquette, Scott Ferguson, Fred Brathwaite, Ken Sutton
- 41 Taylor Chorney, Jean-Francois Jacques, Bill McDougall, Brent Gilchrist
- 42 Yan Stastny, Tony Salmelainen, Kevin Brown, Doug Weight, Josef Beranek
- 43 Jason Strudwick, Dennis Bonvie
- 44 Sheldon Souray, Rob Schremp, Chris Pronger, Doug Lynch, Janne Niinimaa
- 45 Toby Petersen, Ales Pisa
- 46 Zack Stortini, Jani Rita, Todd Reirden
- 47 Marc-Andre Bergeron, Paul Comrie, Don Murdoch
- 49 Theo Peckham
- 51 Kyle Brodziak, Andrei Kovalenko
- 52 Allan Rourke
- 55 Igor Ulanov, Alex Henry, Igor Ulanov, Drew Bannister
- 60 Sebastien Bisaillon
- 62 Tim Sestito
- 64 Jason Bonsignore
- 65 Mark Napier
- 67 Gilbert Brule
- 71 Lubomir Visnovsky, Petr Sykora
- 76 Bryan Young
- 77 Tom Gilbert, Adam Oates, Garry Unger
- 78 Marc Pouliot
- 83 Ales Hemsky
- 85 Liam Reddox, Petr Klima
- 88 Rob Schremp
- 89 Sam Gagner, Mike Comrie
- 93 Petr Nedved
- 94 Ryan Smyth
- 99 Wayne Gretzky (Number was retired on October 1, 1999.)

Edmonton Oilers Career Scoring –1979-80 to 2008-09

	PLAYER	GP	G	A	PTS	PIM	PPG	SHG	WG	TG	HT	ENG
1.	Wayne Gretzky	696	583	1086	1669	323	125	55	61	14	43	25
2.	Jari Kurri	754	474	569	1043	348	107	31	60	16	20	8
3.	Mark Messier	851	392	642	1034	1122	89	36	43	14	13	12
4.	Glenn Anderson	845	417	489	906	798	126	13	73	9	20	8
5.	Paul Coffey	532	209	460	669	693	69	15	19	3	4	1
6.	Doug Weight	588	157	420	577	527	39	2	17	4	1	9
7.	Ryan Smyth	770	265	284	549	607	117	6	40	7	5	4
8.	Esa Tikkanen	522	178	258	436	759	36	21	30	1	5	4
9.	Kevin Lowe	1037	74	309	383	1236	16	5	10	0	0	3
10.	Charlie Huddy	694	81	287	368	500	25	2	6	3	0	0
11.	Craig Simpson	419	185	180	365	475	75	0	21	1	2	3
12.	Todd Marchant	678	136	207	343	490	17	20	18	5	0	4
13.	SHAWN HORCOFF	560	120	218	338	366	24	5	22	1	1	3
14.	Craig MacTavish	701	155	176	331	680	10	29	25	2	2	4
	ALES HEMSKY	421	93	238	331	198	28	1	13	1	0	4
16.	Dave Hunter	653	119	171	290	776	3	6	15	4	0	1
17.	Kelly Buchberger	795	82	158	240	1747	5	12	24	2	1	0
18.	Jason Arnott	286	100	139	239	489	36	1	12	3	2	3
19.	Dave Lumley	386	90	140	230	582	8	1	15	4	2	2
20.	Mike Krushelnyski	290	95	131	226	213	24	1	7	3	1	0
21.	Steve Smith	385	46	172	218	1080	15	0	6	0	0	1
22.	Petr Klima	274	119	90	209	337	32	1	10	0	3	1
23.	ETHAN MOREAU	577	103	91	194	720	6	14	21	4	1	7
24.	Randy Gregg	453	40	148	188	309	3	3	7	0	0	1
	Janne Niinimaa	399	34	154	188	419	16	2	4	0	0	2
26.	Mike Grier	448	81	102	183	292	10	10	11	1	1	6
27.	Ken Linseman	202	58	120	178	394	17	6	7	0	1	1
28.	Pat Hughes	300	88	83	171	330	9	11	20	2	1	0
29.	Joe Murphy	222	69	100	169	143	16	3	6	3	1	1
30.	Jarret Stoll	286	59	106	165	222	26	6	9	0	0	1
31.	Rem Murray	425	73	91	164	123	10	8	13	3	1	3
32.	Bill Guerin	211	79	82	161	354	36	0	7	1	0	3
	Dean McAmmond	303	61	100	161	149	19	0	9	0	0	1
34.	Boris Mironov	320	42	118	160	444	24	1	7	2	0	1
	Lee Fogolin	586	36	124	160	886	0	6	2	1	0	0
36.	Anson Carter	211	69	88	157	68	29	1	11	1	0	3
37.	Zdeno Ciger	204	64	91	155	55	21	0	6	2	0	2
38.	Risto Siltanen	206	38	113	151	104	14	1	4	2	1	1
39.	Kevin McClelland	428	56	94	150	1298	0	2	7	0	0	0
40.	FERNANDO PISANI	362	76	69	145	180	14	4	7	1	1	3
	Brett Callighen	160	56	89	145	132	17	0	2	3	0	0
42.	STEVE STAIOS	533	35	104	139	684	4	3	3	0	0	0
43.	Blair MacDonald	131	65	72	137	33	18	2	7	1	4	2
	Shayne Corson	192	53	84	137	413	22	2	5	1	1	3
45.	Dave Semenko	454	59	77	136	976	9	0	8	0	1	1
46.	Mike Cormie	192	61	72	133	149	19	0	12	3	0	3
47.	Marty Reasoner	351	45	76	121	209	10	3	3	0	0	3
48.	Raffi Torres	276	67	53	120	239	13	0	5	2	0	1
	Martin Gellinas	258	60	60	120	156	10	0	5	3	1	1
50.	Stan Weir	200	48	66	114	93	5	2	5	3	0	0
51.	Jason Smith	542	31	82	113	643	1	3	5	0	0	0
52.	Matti Hagman	147	41	71	112	34	7	0	2	0	0	0
	Mark Napier	175	41	71	112	35	6	2	4	2	0	0
54.	Georges Laraque	490	43	68	111	826	3	0	5	1	1	0
	Craig Muni	493	24	87	111	492	0	3	3	0	0	0
56.	Andrei Kovalenko	176	51	58	109	139	17	0	7	2	0	0
57.	Dave Manson	219	33	75	108	570	16	1	3	1	0	1
58.	Tom Poti	285	27	78	105	209	11	1	7	0	0	0
59.	Jimmy Carson	84	50	53	103	36	20	0	5	1	1	0
	Roman Hamrlik	196	22	81	103	186	12	1	3	1	0	1
61.	Josef Beranek	208	42	60	102	108	10	0	4	0	0	0
62.	Eric Brewer	315	29	71	100	210	12	0	6	1	0	0
63.	Mike York	144	40	57	97	25	9	4	5	1	0	0
64.	SAM GAGNER	155	29	61	90	74	10	0	2	0	0	1
65.	Vincent Damphousse	80	38	51	89	53	12	1	8	1	1	0
	Bernie Nicholls	95	28	61	89	80	11	0	3	0	0	0
67.	Marc-Andre Bergeron	189	33	55	88	101	17	0	4	0	1	0
	Igor Kravchuk	160	27	61	88	57	12	1	2	0	0	0
69.	Daniel Cleary	220	31	55	86	127	0	0	1	1	0	2
70.	DUSTIN PENNER	160	40	44	84	106	18	0	9	0	0	0
	TOM GILBERT	176	19	65	84	46	5	0	2	0	0	0
	Doug Hicks	186	17	67	84	183	7	3	1	0	0	0
73.	ANDREW COGLIANO	164	36	47	83	42	5	2	9	0	0	0
74.	Scott Mellanby	149	38	44	82	344	13	0	8	1	0	0
	Jaroslav Pouzar	186	34	48	82	135	4	0	4	0	0	1
76.	Willy Lindstrom	163	40	41	81	58	3	0	4	1	1	0

Edmonton Oilers All-Time NHL Roster 1979-80 to 2008-09

A total of 408 players have played at least one regular season and/or playoff game with the Edmonton Oilers during the team's 29 seasons in the National Hockey League between 1979-80 and 2008-09.

PLAYER (NUMBERS)	SEASONS	REGULAR SEASON					PLAYOFFS				
		GP	G	A	PTS	PIM	GP	G	A	PTS	PIM
ACTON, Keith (20,23)	1988-89	72	14	21	35	68	7	2	0	2	16
ADAMS, Greg C. (25)	1989	49	4	5	9	82	—	—	—	—	—
AITKEN, Brad (24)	1991	3	0	1	1	0	—	—	—	—	—
ALVAZOFF, Micah (12)	1995	21	0	1	1	2	—	—	—	—	—
ALLEN, Bobby (12)	2003	1	0	0	0	0	—	—	—	—	—
ANDERSON, Glenn (9)	1981-91,96	845	417	489	906	798	164	81	102	183	314
ARESHENKOFF, Ron (10)	1980	4	0	0	0	0	—	—	—	—	—
ARNOTT, Jason (7)	1994-98	286	100	139	239	489	12	3	6	9	18
ASHBY, Don (19)	1980-81	24	12	12	24	2	3	0	0	0	0
BALTIMORE, Bryon (33)	1980	2	0	0	0	4	—	—	—	—	—
BANNISTER, Drew (55)	1997-98	35	0	3	3	42	12	0	0	0	30
BARON, Marco (G) (33)	1985	1	0	0	0	0	—	—	—	—	—
BEDNARSKI, John (33)	1980	1	0	0	0	0	—	—	—	—	—
BEERS, Bob (2)	1994	66	10	27	37	74	—	—	—	—	—
BELL, Bruce (36)	1990	1	0	0	0	0	—	—	—	—	—
BELANGER, Jesse (12)	1997	6	0	0	0	0	—	—	—	—	—
BENNETT, Adam (35)	1994	48	3	6	9	49	—	—	—	—	—
BENNING, Brian (19)	1993	18	1	7	8	59	—	—	—	—	—
BENYSEK, Ladislav (21)	1998	2	0	0	0	0	—	—	—	—	—
BERANEK, Josef (29,42,20)	1992-93,1999-2000	208	42	60	102	108	14	2	1	3	4
BEREGOWSKY, Drake (15)	1998	67	1	6	7	169	12	1	2	3	14
BERGERON, Marc-Andre (20,47)	2003-04,06-07	189	33	55	88	101	19	2	2	4	14
BERRY, Ken (19,18)	1982,84	28	4	6	10	19	—	—	—	—	—
BEUKEBOOM, Jeff (6)	1986-92	284	12	57	69	733	29	1	3	4	50
BIANCHIN, Wayne (15)	1980	11	0	0	0	7	—	—	—	—	—
BISAILLON, Sebastien (60)	2007	2	0	0	0	0	—	—	—	—	—
BISHAI, Mike (12)	2004	14	0	2	2	19	—	—	—	—	—
BLADON, Tom (23)	1981	1	0	0	0	0	—	—	—	—	—
BLUM, John (28)	1983-84	9	0	4	4	26	—	—	—	—	—
BONSIGNORE, Jason (23,64)	1995-96	21	1	2	3	4	—	—	—	—	—
BONVIE, Dennis (43,36)	1995-96,98	14	0	0	0	74	—	—	—	—	—
BOSCHMAN, Laurie (14)	1982-83	73	10	15	25	220	3	0	1	1	4
BOULERICE, Jesse (28)	2009	2	0	0	0	0	—	—	—	—	—
BOWEN, Jason (29)	1998	4	0	0	0	10	—	—	—	—	—
BRACKENBURY, Curt (15)	1981-82	72	2	9	11	165	2	0	0	0	0
BRATHWAITE, Fred (G) (31,40)	1994-96	40	0	0	0	2	—	—	—	—	—
BREWER, Eric (2)	2001-04	315	29	71	100	210	12	2	8	10	18
BRODZIAK, Kyle (15,23,51)	2006-09	175	26	33	59	60	—	—	—	—	—
BROWN, Dave (42)	1989-91	140	3	12	15	361	26	0	1	1	36
BROWN, Kevin (42,10)	1999-2000	19	4	2	6	0	1	0	0	0	0
BROWN, Sean (8,23)	1997-2002	269	12	23	35	664	4	0	0	0	33
BRUBAKER, Jeff (15)	1986	4	1	0	1	12	—	—	—	—	—
BRULE, Gilbert (67)	2009	11	2	1	3	12	—	—	—	—	—
BUCHBERGER, Kelly (16)	1987-99	795	82	158	240	1747	78	9	15	24	116
BUTENSCHON, Sven (19)	2001-02	21	1	1	2	6	—	—	—	—	—
BYAKIN, Ilya (10)	1994	44	8	20	28	30	—	—	—	—	—
CALLIGHEN, Brett (18)	1980-82	160	56	89	145	132	14	4	6	10	8
CAMPBELL, Colin (6)	1980	72	2	11	13	196	3	0	0	0	11
CARROLL, Billy (20)	1985-86	70	8	11	19	22	9	0	0	0	4
CARSON, Jimmy (12)	1989-90	84	50	53	103	36	7	2	1	3	6
CARTER, Anson (22)	2001-03	211	69	88	157	68	6	3	1	4	4
CARTER, Ron (22)	1980	2	0	0	0	0	—	—	—	—	—
CHARTRAW, Rick (6)	1984	24	2	6	8	21	1	0	0	0	2
CHIMERA, Jason (20,28)	2001-04	130	19	17	36	93	2	0	2	2	0
CHIPPERFIELD, Ron (7)	1980	67	18	19	37	24	—	—	—	—	—
CHORNEY, Taylor (41)	2009	2	0	0	0	0	—	—	—	—	—
CHYCHRUN, Jeff (20)	1994	2	0	0	0	0	—	—	—	—	—
CIERNY, Jozef (20)	1994	1	0	0	0	0	—	—	—	—	—
CIGER, Zdeno (8)	1993-96	204	64	91	155	55	—	—	—	—	—
CLARK, Dean (6)	1984	1	0	0	0	0	—	—	—	—	—
CLEARY, Daniel (37,7)	2000-03	220	31	55	86	127	10	1	2	3	10
COCHRANE, Glen (34)	1989	12	0	0	0	52	—	—	—	—	—
COFFEY, Paul (7)	1981-87	532	209	460	669	693	94	36	67	103	167
COGLIANO, Andrew (13)	2008-09	164	36	47	83	42	—	—	—	—	—
COLE, Erik (26)	2009	63	16	11	27	63	—	—	—	—	—

PLAYER (NUMBERS)	SEASONS	GP	REGULAR SEASON					GP	PLAYOFFS			
			G	A	PTS	PIM	G		A	PTS	PIM	
COMRIE, Mike (89)	2001-03	192	61	72	133	149	12	2	2	4	10	
COMRIE, Paul (47)	2000	15	1	2	3	4	—	—	—	—	—	
CONACHER, Pat (15)	1984	45	2	8	10	31	3	1	0	1	2	
CONKLIN, Ty (G) (1,29)	2002,04.06	60	0	0	0	19	1	0	0	0	0	
CONNOR, Cam (17)	1980	38	7	13	20	136	—	—	—	—	—	
CORSI, Jim (G) (35)	1980	26	0	3	3	6	—	—	—	—	—	
CORSON, Shayne (21,9)	1993-95	192	53	84	137	413	—	—	—	—	—	
COTE, Patrick (29)	2001	6	0	0	0	18	—	—	—	—	—	
COTE, Ray (14)	1983-85	15	0	0	0	4	14	3	2	5	4	
COURTNALL, Geoff (15)	1988	12	4	4	8	15	19	0	3	3	23	
COWLEY, Wayne (G) (1)	1994	1	0	0	0	0	—	—	—	—	—	
CROSS, Cory (23)	2003-04.06	113	11	20	31	102	6	0	1	1	2	
CURRIE, Dan (15,24,23,26)	1991-93	17	1	0	1	6	—	—	—	—	—	
CUTTS, Don (1)	1980	6	0	0	0	6	—	—	—	—	—	
CZERKAWSKI, Mariusz (10,21)	1996-97	113	38	38	76	24	12	2	1	3	10	
DAMPHOUSSE, Vincent (21)	1992	80	38	51	89	53	16	6	8	14	8	
DeBRUSK, Louie (29)	1992-97	228	19	12	31	797	6	0	0	0	4	
DESLAURIERS, Jeff (G) (38)	2009	10	0	1	1	0	—	—	—	—	—	
DEVEREAUX, Boyd (19)	1998-2000	175	15	31	46	49	1	0	0	0	0	
de VRIES, Greg (25,5)	1996-98	115	8	9	17	144	19	0	1	1	29	
DOLLAS, Bobby (6)	1998	52	2	6	8	49	11	0	0	0	16	
DONNELLY, Dave (34)	1988	4	0	0	0	4	—	—	—	—	—	
DOPITA, Jiri (33)	2003	21	1	5	6	11	—	—	—	—	—	
DOWD, Jim (36)	1999-2000	70	5	18	23	45	5	2	1	3	4	
DRISCOLL, Peter (24)	1980-81	60	3	8	11	97	3	0	0	0	0	
DRYDEN, Dave (G) (28)	1980	14	0	0	0	0	—	—	—	—	—	
DUFRESNE, Donald (34)	1996-97	64	1	7	8	31	3	0	0	0	0	
DUPUIS, Bob (G) (33)	1980	1	0	0	0	0	—	—	—	—	—	
DYORAK, Radek (20)	2003-04.06	154	27	59	86	66	20	1	2	3	4	
DYKSTRA, Steve (20)	1988	15	2	3	5	39	—	—	—	—	—	
EDWARDS, Gary (G), (33)	1981	15	0	2	2	0	1	0	0	0	0	
ELIK, Todd (24,27)	1993-94	18	1	9	10	14	—	—	—	—	—	
ENNIS, Jim (2)	1988	5	1	0	1	10	—	—	—	—	—	
ERIKSSON, Peter (26)	1990	20	3	3	6	24	—	—	—	—	—	
ESAU, Len (34)	1995	14	0	6	6	15	—	—	—	—	—	
ESSENSA, Bob (G) (30)	1997-99	74	0	1	1	4	1	0	0	0	0	
EXELBY, Randy (G) (35)	1990	1	0	0	0	0	—	—	—	—	—	
FALLOON, Pat (10)	1999-2000	115	22	36	58	24	4	0	1	1	4	
FERGUSON, Scott (40,32)	1998,2001-04	201	7	13	20	288	11	0	0	0	8	
FERRARO, Chris (38)	1999	2	1	0	1	0	—	—	—	—	—	
FLETT, Bill (19)	1980	20	5	2	7	2	—	—	—	—	—	
FOGOLIN, Lee (2)	1980-87	586	36	124	160	886	78	5	13	18	115	
FORBES, Mike (23,26)	1980,82	18	1	7	8	26	—	—	—	—	—	
FOSTER, Norm (G) (33)	1992	10	0	0	0	2	—	—	—	—	—	
FOTIU, Nick (32)	1989	1	0	0	0	0	—	—	—	—	—	
FRASER, Iain (38)	1995	13	3	0	3	0	—	—	—	—	—	
FRASER, Scott (18)	1998	29	12	11	23	6	11	1	1	2	0	
FRIEDMAN, Doug (8)	1998	16	0	0	0	20	—	—	—	—	—	
FRYCER, Miroslav (15)	1989	14	5	5	10	18	—	—	—	—	—	
FUHR, Grant (G) (1,31)	1982-1991	423	0	36	36	48	111	0	12	12	14	
GAGE, Joaquin (G) (1,31)	1995-96,2001	23	0	1	1	4	—	—	—	—	—	
GAGNER, Sam (89)	2008-09	155	29	61	90	74	—	—	—	—	—	
GARE, Danny (19,18)	1987	18	1	3	4	6	—	—	—	—	—	
GARON, Mathieu (G) (32)	2008-09	62	0	0	0	8	—	—	—	—	—	
GELINAS, Martin (20,7)	1989-1993	258	60	60	120	156	53	6	12	18	41	
GILCHRIST, Brent (41)	1993	60	10	10	20	47	—	—	—	—	—	
GILBERT, Tom (77)	2007-09	176	19	65	84	46	—	—	—	—	—	
GLENCROSS, Curtis (20)	2008	26	9	4	13	28	—	—	—	—	—	
GLYNN, Brian (6)	1992-93	89	6	18	24	66	16	4	1	5	8	
GORENCE, Tom (26)	1984	12	1	1	2	0	—	—	—	—	—	
GRAVES, Adam (12)	1990-91	139	16	30	46	250	40	7	10	17	39	
GRAVES, Steve (8,15)	1984,87-88	35	5	4	9	10	—	—	—	—	—	
GREBESHKOV, Denis (37)	2008-09	143	10	47	57	60	—	—	—	—	—	
GREEN, Josh (12)	2001-03	81	10	7	17	64	3	0	0	0	0	
GREENE, Matt (32, 2)	2006-08	151	1	12	13	205	18	0	1	1	34	
GREGG, Randy (21)	1982-90	453	40	148	188	309	130	13	37	50	121	
GREENLAY, Mike (G) (35)	1990	2	0	1	1	0	—	—	—	—	—	
GRETZKY, Wayne (99)	1980-88	696	583	1086	1669	323	120	81	171	252	56	
GRIER, Mike (25)	1997-2002	448	81	102	183	292	34	6	4	10	31	
GRIEVE, Brent (34)	1994	24	13	5	18	14	—	—	—	—	—	
GUERIN, Bill (9)	1998-2001	211	79	82	161	354	20	10	5	15	28	

PLAYER (NUMBERS)	SEASONS	GP	REGULAR SEASON				PIM	GP	PLAYOFFS				PIM
			G	A	PTS	G			A	PTS			
HAAKANA, Kari (29)	2003	13	0	0	0	4	—	—	—	—	—	—	
HAAS, David (15,26)	1991	5	1	0	1	0	—	—	—	—	—	—	
HABSCHEID, Marc (23)	1982-85	74	10	16	26	26	—	—	—	—	—	—	
HAGMAN, Matti (10)	1981-82	147	41	71	112	34	12	5	1	6	6	6	
HAJT, Chris (19)	2001	1	0	0	0	0	—	—	—	—	—	—	
HALWARD, Doug (37)	1989	24	0	7	7	25	2	0	0	0	0	0	
HAMILTON, Al (3)	1980	31	4	15	19	20	1	0	0	0	0	0	
HAMMOND, Ken (26)	1989	5	0	1	1	8	—	—	—	—	—	—	
HAMRLIK, Roman (22)	1998-00	196	22	81	103	186	20	0	7	7	18	18	
HANNAN, Dave (12)	1988	51	9	11	20	43	12	1	1	2	8	8	
HARRISON, Jim (9)	1980	3	0	0	0	0	—	—	—	—	—	—	
HARVEY, Todd (13)	2006	63	5	2	7	32	10	1	1	2	4	4	
HAUER, Brett (5,2)	1996,2000	34	4	4	8	32	—	—	—	—	—	—	
HAWGOOD, Greg (23,15,34)	1991-93	55	7	25	32	63	13	0	3	3	23	23	
HECHT, Jochen (20)	2002	82	16	24	40	60	—	—	—	—	—	—	
HEJDA, Jan (25)	2007	39	1	8	9	20	—	—	—	—	—	—	
HEMSKY, Ales (83)	2003-04,06-09	421	93	238	331	198	30	6	11	17	14	14	
HENRY, Alex (55)	2003	3	0	0	0	0	—	—	—	—	—	—	
HERBERS, Ian (6)	1994	22	0	2	2	32	—	—	—	—	—	—	
HICKS, Doug (5)	1980-82	186	17	67	84	183	12	1	1	2	6	6	
HOPKINS, Dean (34)	1986	1	0	0	0	0	—	—	—	—	—	—	
HORCOFF, Shawn (36,10)	2001-04,06-09	560	120	218	338	366	35	10	13	23	18	18	
HRKAC, Tony (20)	1998	36	8	11	19	20	12	0	3	3	2	2	
HUARD, Bill (28)	1998-99	33	0	1	1	72	4	0	0	0	2	2	
HUDDY, Charlie (22)	1981-91	694	81	287	368	500	138	16	61	77	104	104	
HUDSON, Mike (20)	1993	5	0	1	1	2	—	—	—	—	—	—	
HUGHES, John (6)	1981	18	0	3	3	30	—	—	—	—	—	—	
HUGHES, Pat (16)	1981-85	300	88	83	171	330	55	7	23	30	52	52	
HULBIG, Joe (15,12)	1997-99	24	2	2	4	4	6	0	1	1	2	2	
HUNTER, Dave (12,37,27)	1980-89	653	119	171	290	776	105	16	24	40	211	211	
ING, Peter (G) (1)	1992	12	0	3	3	0	—	—	—	—	—	—	
INTRANUOVO, Ralph (36,27,9)	1995-97	22	2	4	6	4	—	—	—	—	—	—	
ISBISTER, Brad (15)	2003-04	64	13	10	23	63	6	0	1	1	12	12	
ISSEL, Kim (27,33)	1989	4	0	0	0	0	—	—	—	—	—	—	
JACKSON, Don (25,29)	1982-86	262	15	45	60	508	53	4	5	9	147	147	
JACQUES, Jean-Francois (41,22)	2006-09	60	1	0	1	44	—	—	—	—	—	—	
JALO, Risto (13)	1986	3	0	3	3	0	—	—	—	—	—	—	
JALONEN, Kari (8)	1984	3	0	0	0	0	—	—	—	—	—	—	
JONSSON, Tomas (23)	1989	20	1	10	11	22	4	2	0	2	6	6	
JOSEPH, Chris (2)	1988-94	154	12	39	51	205	5	1	3	4	2	2	
JOSEPH, Curtis (G) (31)	1996-98	177	0	5	5	28	24	0	0	0	4	4	
KELLY, Steve (10)	1997-98	27	1	2	3	14	6	0	0	0	2	2	
KENNEDY, Dean (32)	1995	40	2	8	10	25	—	—	—	—	—	—	
KERCH, Alexander (34)	1994	5	0	0	0	2	—	—	—	—	—	—	
KERR, Reg (25,8)	1984	3	0	0	0	0	—	—	—	—	—	—	
KILGER, Chad (15)	1999-2001	87	9	5	14	39	7	0	0	0	4	4	
KLIMA, Petr (85)	1990-93,97	291	120	97	217	343	60	13	10	23	36	36	
KOLANOS, Krys (25,12)	2006	6	0	0	0	2	—	—	—	—	—	—	
KOTALIK, Ales (21)	2009	19	7	4	11	6	—	—	—	—	—	—	
KOVALENKO, Andrei (51)	1997-99	176	51	58	109	139	13	4	3	7	8	8	
KRAVCHUK, Igor (21)	1993-96	160	27	61	88	57	—	—	—	—	—	—	
KRUSHCHENYSKI, Mike (26)	1985-88	290	95	131	226	213	68	16	23	39	68	68	
KULAK, Stu (8)	1987	23	3	1	4	41	—	—	—	—	—	—	
KURRI, Jari (17)	1981-90	754	474	569	1043	348	146	92	110	202	101	101	
LACOMBE, Normand (19)	1987-90	133	30	22	52	116	26	5	1	6	49	49	
LaCOUTURE, Dan (15,33)	1999-2001	45	2	4	6	39	1	0	0	0	0	0	
LACROIX, Daniel (21)	1999	4	0	0	0	13	—	—	—	—	—	—	
LAFLAMME, Christian (24)	1999-2000	61	0	6	6	32	4	0	1	1	2	2	
LAForge, Marc (20)	1994	5	0	0	0	21	—	—	—	—	—	—	
LAMB, Mark (18,7)	1988-92	176	24	54	78	127	59	7	19	26	40	40	
LARAQUE, Georges (27)	1998-2004,06	490	43	68	111	826	36	3	6	9	64	64	
LARIVIERE, Garry (6)	1981-83	92	1	25	26	61	14	0	5	5	6	6	
LARSON, Reed (27)	1989	10	2	7	9	15	—	—	—	—	—	—	
LeBLANC, John (8)	1989	2	1	0	1	0	1	0	0	0	0	0	
LEHMANN, Tommy (23)	1990	1	0	0	0	0	—	—	—	—	—	—	
LEMAY, Moe (23)	1987-88	14	1	2	3	38	9	2	1	3	11	11	
LEROUX, Francois (35)	1989-93	11	0	3	3	11	—	—	—	—	—	—	
LINDGREN, Mats (14)	1997-99	199	29	39	68	76	24	1	5	6	10	10	
LINDQUIST, Fredrik (7)	1999	8	0	0	0	2	—	—	—	—	—	—	
LINDSTROM, Willy (19)	1983-85	163	40	41	81	58	53	12	17	29	22	22	
LINSEMAN, Ken (13)	1983-84,91	202	58	120	178	394	37	16	13	29	87	87	

PLAYER (NUMBERS)	SEASONS	GP	REGULAR SEASON			PIM	GP	PLAYOFFS			PIM
			G	A	PTS			G	A	PTS	
LoPRESTI, Peter (G) (1)	1981	2	0	0	0	0	—	—	—	—	—
LOW, Ron (G) (30)	1980-83	67	0	4	4	2	3	0	0	0	0
LOWE, Kevin (4)	1980-92,97-98	1037	74	309	383	1236	172	9	43	52	156
LUMLEY, Dave (20,8)	1980-87	386	90	140	230	582	61	6	8	14	131
LUOMA, Mikko (26)	2004	3	0	1	1	0	—	—	—	—	—
LUPUL, Joffrey (15)	2007	81	16	12	28	45	—	—	—	—	—
LYNCH, Doug (44)	2004	2	0	0	0	0	—	—	—	—	—
MacDONALD, Blair (14)	1980-81	131	65	72	137	33	3	0	3	3	0
MacINTYRE, Steve (33)	2009	22	2	0	2	40	—	—	—	—	—
MACIVER, Norm (36)	1990-92	79	8	39	47	65	31	1	6	7	18
MacTAVISH, Craig (14)	1986-94	801	155	176	331	680	113	13	24	37	143
MAKKONEN, Karl (9)	1980	9	2	2	4	0	—	—	—	—	—
MALEY, David (12)	1992-93	36	4	7	11	75	10	1	1	2	4
MALLETTE, Troy (12)	1992	15	1	3	4	36	—	—	—	—	—
MALTBY, Kirk (18)	1994-96	164	21	17	38	184	—	—	—	—	—
MANDERVILLE, Kent (19)	1996	37	3	5	8	38	—	—	—	—	—
MANSON, Dave (23,24)	1992-94	219	33	75	108	570	16	3	9	12	44
MANTHA, Moe (20)	1988	25	0	6	6	26	—	—	—	—	—
MARCHANT, Todd (36,26)	1994-2003	678	136	207	343	490	43	7	6	13	42
MARCHMENT, Bryan (24)	1995-98	216	7	37	44	576	3	0	0	0	4
MARK, Gord (34,32,6)	1994-95	30	0	3	3	78	—	—	—	—	—
MARKKANEN, Jussi (G) (30)	2002-04,06,07	102	0	2	2	4	7	0	0	0	0
MARTIN, Terry (18)	1985	4	0	2	2	0	—	—	—	—	—
MARTINI, Darcy (34)	1994	2	0	0	0	0	—	—	—	—	—
MAY, Alan (32)	1989	3	1	0	1	7	—	—	—	—	—
McAMMOND, Dean (37)	1994-99	303	61	100	161	149	12	1	4	5	12
McCLELLAND, Kevin (24)	1984-90	428	56	94	150	1298	95	10	17	27	276
McDOUGALL, Bill (41)	1994	4	2	1	3	4	—	—	—	—	—
McGILL, Ryan (34)	1995	8	0	0	0	8	—	—	—	—	—
McGILLIS, Dan (18,23)	1997-98	140	16	31	47	126	12	0	5	5	24
McMURCHY, Tom (37)	1988	9	4	1	5	8	—	—	—	—	—
McSORLEY, Marty (33)	1986-88,99	206	24	36	60	768	48	4	8	12	184
MELLANBY, Scott (27)	1992-93	149	38	44	82	344	16	2	1	3	29
MELNYK, Larry (28)	1984-86	34	2	14	16	36	18	1	4	5	26
METCALFE, Scott (20,34)	1988	2	0	0	0	0	—	—	—	—	—
MESSIER, Mark (11)	1980-91	851	392	642	1034	1122	166	80	135	215	175
MIDDENDORF, Max (26)	1991	3	1	0	1	2	—	—	—	—	—
MIDDLEBROOK, Lindsay (G) (33)	1983	1	0	0	0	0	—	—	—	—	—
MIKHNOV, Alexei (8)	2007	2	0	0	0	0	—	—	—	—	—
MILLAR, Craig (35,32)	1997-99	36	4	2	6	29	—	—	—	—	—
MINARD, Mike (G) (1)	2000	1	0	0	0	0	—	—	—	—	—
MINER, John (8)	1988	14	2	3	5	16	—	—	—	—	—
MIO, Eddie (G) (31)	1980-81	77	0	6	6	10	—	—	—	—	—
MIRONOV, Boris (20,2)	1994-99	320	42	118	160	444	24	5	11	16	43
MOLLER, Mike (15,25)	1986-87	7	2	1	3	0	—	—	—	—	—
MOOG, Andy (G) (35)	1981-87	235	0	11	11	46	37	0	1	1	4
MOORE, Barrie (18)	1997	4	0	0	0	0	—	—	—	—	—
MOREAU, Ethan (18)	1999-2004,06-09	577	103	91	194	720	40	2	6	8	43
MORRISON, Mike (G) (1)	2006	21	0	0	0	2	—	—	—	—	—
MUIR, Bryan (35,6)	1996-98	12	0	0	0	23	5	0	0	0	4
MUNI, Craig (28)	1987-93	493	24	87	111	492	83	0	15	15	94
MURDOCH, Don (47)	1980-81	50	15	11	26	22	3	2	0	2	0
MURPHY, Joe (8)	1990-92	222	69	100	169	91	53	16	29	45	42
MURRAY, Rem (17,16,22)	1997-2002,06	425	73	91	164	123	62	5	12	17	18
MUSIL, Frank (8)	1998-2001	69	1	7	8	46	8	0	0	0	8
NACHBAUR, Don (26)	1983	4	0	0	0	17	2	0	0	0	7
NAPIER, Mark (18,65)	1985-87	175	41	71	112	35	28	6	9	15	7
NEDVED, Petr (93)	2004,06	56	7	20	27	32	—	—	—	—	—
NETHERY, Lance (28)	1982	3	0	2	2	2	—	—	—	—	—
NEWMAN, Dan (16)	1980	10	3	1	4	0	—	—	—	—	—
NICHOLLS, Bernie (9)	1992-93	95	28	61	89	80	16	8	11	19	25
NINIMAA, Janne (24,44)	1998-2003	399	34	154	188	419	26	1	5	6	22
NILSSON, Kent (15,14)	1987,95	23	6	12	18	4	21	6	13	19	11
NILSSON, Robert (12)	2007-09	139	20	51	71	52	—	—	—	—	—
NORTON, Jeff (6)	1996-97	92	6	27	33	58	—	—	—	—	—
OATES, Adam (77)	2004	60	2	16	18	8	—	—	—	—	—
ODELEIN, Selmar (16,36)	1986-89	18	0	2	2	35	—	—	—	—	—
OKSITA, Roman (28)	1994-95	36	12	4	16	12	—	—	—	—	—
OLAUSSEN, Fredrik (15)	1994-96	108	9	35	44	54	—	—	—	—	—
OLIVER, David (20)	1995-97	141	37	35	72	58	—	—	—	—	—
O'SULLIVAN, Patrick (19)	2009	19	2	4	6	12	—	—	—	—	—

PLAYER (NUMBERS)	SEASONS	GP	REGULAR SEASON				PIM	GP	PLAYOFFS				PIM
			G	A	PTS	G			A	PTS			
PASSMORE, Steve (G) (29)	1999	6	0	1	1	2	—	—	—	—	—	—	
PEARSON, Scott (33)	1994-95	100	20	22	42	219	—	—	—	—	—	—	
PECA, Michael (37)	2006	71	9	14	23	56	24	6	5	11	20	—	
PECKHAM, Theo (49)	2008-09	16	0	0	0	61	—	—	—	—	—	—	
PENNER, Dustin (27)	2008-09	160	40	44	84	106	—	—	—	—	—	—	
PETERSEN, Toby (45,20)	2006-07	64	6	9	15	4	2	1	0	1	0	—	
PETIT, Michel (8)	1997	18	2	4	6	20	—	—	—	—	—	—	
PICARD, Michel (12)	2000	2	0	0	0	2	—	—	—	—	—	—	
PISA, Ales (45,8)	2002-03	50	1	3	4	26	—	—	—	—	—	—	
PISANI, Fernando (34)	2003-04,06-09	362	76	69	145	180	30	15	4	19	12	—	
PITKANEN, Joni (25)	2008	63	8	18	26	56	—	—	—	—	—	—	
PITTIS, Domenic (14)	2001-02	69	4	11	15	57	3	0	0	0	2	—	
PLAYFAIR, Jim (5,29)	1984	2	1	1	2	2	—	—	—	—	—	—	
PODDUBNY, Walt (14)	1982	4	0	0	0	0	—	—	—	—	—	—	
PODEIN, Shjon (26)	1993-94	68	16	11	27	33	—	—	—	—	—	—	
POPIEL, Paul (22)	1980	10	0	0	0	0	—	—	—	—	—	—	
POTI, Tom (5)	1999-2002	285	27	78	105	209	15	0	4	4	4	—	
POTULNY, Ryan (21)	2009	8	0	3	3	0	—	—	—	—	—	—	
POULIOT, Marc-Antoine (36,78)	2006-09	141	14	25	39	53	—	—	—	—	—	—	
POUZAR, Jaroslav (10,20)	1983-85,87	186	34	48	82	135	29	6	4	10	16	—	
PRICE, Pat (26)	1980-81	134	19	45	64	327	3	0	0	0	11	—	
PRONGER, Chris (44)	2006	80	12	44	56	74	24	5	16	21	26	—	
RANFORD, Bill (G) (30)	1988-96,2000	449	0	19	19	46	41	0	2	2	4	—	
REAUGH, Daryl (G) (32,29)	1985,88	7	0	0	0	0	—	—	—	—	—	—	
REASONER, Marty (15,19)	2002-04,06-08	351	45	76	121	209	6	1	0	1	2	—	
REDDICK, Eldon (G) (33)	1990-91	13	0	0	0	0	1	0	0	0	0	—	
REDDOX, Liam (85)	2008-09	47	5	7	12	10	—	—	—	—	—	—	
REDMOND, Craig (26)	1989	21	3	10	13	12	—	—	—	—	—	—	
REIRDEN, Todd (46)	1999	17	2	3	5	20	—	—	—	—	—	—	
RICE, Steve (15,12)	1992-94	94	19	20	39	66	—	—	—	—	—	—	
RICHARDSON, Luke (22)	1992-97	436	13	65	78	630	28	0	7	7	59	—	
RIESEN, Michel (34)	2001	12	0	1	1	4	—	—	—	—	—	—	
RITA, Jani (46,14,22)	2002-04,06	36	6	1	7	6	—	—	—	—	—	—	
ROBERTS, David (15)	1996	6	2	4	6	6	—	—	—	—	—	—	
ROBERTSSON, Bert (14)	2000	52	0	4	4	34	5	0	0	0	0	—	
ROGERS, Mike (19)	1986	8	1	0	1	0	—	—	—	—	—	—	
ROLOSON, Dwayne (G) (35)	2006-09	193	0	6	6	26	18	0	2	2	14	—	
ROULSTON, Tom (23,24)	1981-84	137	36	32	68	64	18	2	2	4	2	—	
ROURKE, Allan (52)	2008	13	0	0	0	5	—	—	—	—	—	—	
ROUSSEL, Dominic (G) (30)	2001	8	0	0	0	2	—	—	—	—	—	—	
ROY, Mathieu (12,36)	2006-08	30	2	1	3	57	—	—	—	—	—	—	
RUCINSKY, Martin (23)	1992	2	0	0	0	0	—	—	—	—	—	—	
RUOTSALAINEN, Reijo (29,26)	1987-90	26	6	15	21	12	43	4	16	20	22	—	
RUZICKA, Vladimir (29)	1990	25	11	6	17	10	—	—	—	—	—	—	
SALMELAINEN, Tony	2004	13	0	1	1	4	—	—	—	—	—	—	
SALO, Tommy (G) (35)	1999-2004	334	0	4	4	20	21	0	1	1	2	—	
SAMSONOV, Sergei (12)	2006	19	5	11	16	6	24	4	11	15	14	—	
SANDERSON, Geoff (8)	2008	41	3	10	13	16	—	—	—	—	—	—	
SANDWITH, Terran (38)	1998	8	0	0	0	6	—	—	—	—	—	—	
SARNO, Peter (33)	2004	6	1	0	1	2	—	—	—	—	—	—	
SATAN, Miroslav (32,18)	1996-97	126	35	28	63	44	—	—	—	—	—	—	
SCHMAUTZ, Bobby (16)	1980	29	8	8	16	20	—	—	—	—	—	—	
SCHREMP, Rob (44,88)	2007-09	7	0	3	3	2	—	—	—	—	—	—	
SELIVANOV, Alexander (28,29)	1999-2000	96	35	26	61	70	7	0	1	1	10	—	
SEMENKO, Dave (27)	1980-87	454	59	77	136	976	69	6	6	12	193	—	
SEMENOV, Anatoli (19)	1990-92	116	35	38	73	42	22	6	6	12	12	—	
SEMENOV, Alexei (5)	2003-04,06	103	4	10	14	107	6	0	0	0	0	—	
SESTITO, Tim (62)	2009	1	0	0	0	0	—	—	—	—	—	—	
SHAW, David (26)	1992	12	1	1	2	8	—	—	—	—	—	—	
SHERVEN, Gord (8,28)	1984-86	44	11	8	19	14	—	—	—	—	—	—	
SHTALENKOV, Mikhail (G) (35)	1999	34	0	0	0	2	—	—	—	—	—	—	
SHUDRA, Ron (27)	1988	10	0	5	5	6	—	—	—	—	—	—	
SILTANEN, Risto (8)	1980-82	206	38	113	151	104	16	5	2	7	20	—	
SIM, Trevor (15)	1990	3	0	1	1	2	—	—	—	—	—	—	
SIMPSON, Craig (18)	1988-93	419	185	180	365	475	67	36	32	68	56	—	
SKORODENSKI, Warren (G) (30)	1988	3	0	0	0	0	—	—	—	—	—	—	
SLEGR, Jiri (28)	1995-96	60	5	18	23	88	—	—	—	—	—	—	
SMID, Ladislav (5)	2007-09	202	3	22	25	152	—	—	—	—	—	—	
SMITH, Dan (6)	2006	7	0	0	0	7	—	—	—	—	—	—	
SMITH, Doug (8)	1989	19	1	1	2	9	—	—	—	—	—	—	
SMITH, Geoff (25)	1990-94	306	11	56	67	192	12	0	1	1	6	—	
SMITH, Jason (21)	1999-2004,06-07	542	31	82	113	643	45	1	8	9	49	—	
SMITH, Steve (5)	1985-91	385	46	172	218	1080	87	10	29	39	216	—	

PLAYER (NUMBERS)	SEASONS	GP	REGULAR SEASON					GP	PLAYOFFS				
			G	A	PTS	PIM	G		A	PTS	PIM		
SMYTH, Ryan (10,94)	1995-2004,06-07	770	265	284	549	607	68	22	21	43	76	—	
SOLHEIM, Ken (28)	1986	6	1	0	1	5	—	—	—	—	—	—	
SOMMER, Roy (28)	1981	3	1	0	1	7	—	—	—	—	—	—	
SOURAY, Sheldon (44)	2008-09	107	26	37	63	134	—	—	—	—	—	—	
SPACEK, Jaroslav (6)	2006	31	5	14	19	24	24	3	11	14	24	—	
SRSÉN, Tomas (15)	1991	2	0	0	0	0	—	—	—	—	—	—	
STAIOS, Steve (24)	2002-04,06-09	533	35	104	139	684	30	1	5	6	32	—	
STAJDUHAR, Nick (23)	1996	2	0	0	0	4	—	—	—	—	—	—	
STAPLETON, Mike (28,25)	1994-95	69	11	20	31	49	—	—	—	—	—	—	
STASTNY, Yan (42)	2006	3	0	0	0	0	—	—	—	—	—	—	
STOLL, Jarret (36,16)	2003-04,06-08	286	59	106	165	238	24	4	6	10	24	—	
STORTINI, Zack (46)	2007-09	147	10	14	24	487	—	—	—	—	—	—	
STRUDWICK, Jason (43)	2009	71	2	7	9	60	—	—	—	—	—	—	
STRUEBY, Todd (28,25,26)	1982-84	5	0	1	1	2	—	—	—	—	—	—	
SUMMANEN, Raimo (25)	1984-87	132	30	33	63	33	10	2	5	7	0	—	
SUTTON, Ken (40,6)	1995-96	44	3	9	12	51	—	—	—	—	—	—	
SWANSON, Brian (37)	2001-03	68	4	12	16	16	—	—	—	—	—	—	
SVKORA, Petr (71)	2007	82	22	31	53	40	—	—	—	—	—	—	
SVVRET, Danny (28,40)	2006-07	26	0	1	1	12	—	—	—	—	—	—	
TAKKO, Kri (G) (1)	1991	11	0	1	1	0	—	—	—	—	—	—	
TARNSTROM, Dick (23)	2006,08	51	2	7	9	64	12	0	2	2	10	—	
THORESEN, Patrick (28)	2007-08	85	6	13	19	58	—	—	—	—	—	—	
THORNTON, Scott (17,15)	1992-96	209	23	30	53	385	1	0	0	0	0	—	
TIDEY, Alex (15)	1980	5	0	0	0	8	—	—	—	—	—	—	
TIKKANEN, Esa (14,10)	1985-93	522	178	258	436	759	114	51	46	97	171	—	
TITOV, German (13)	2000	7	0	4	4	4	5	1	1	2	0	—	
TJARNQVIST, Daniel (29)	2007	37	3	12	15	30	—	—	—	—	—	—	
TOAL, Mike (25)	1980	3	0	0	0	0	—	—	—	—	—	—	
TODD, Kevin (15)	1993	25	4	9	13	10	—	—	—	—	—	—	
TORRÉS, Raffi (14)	2004,06-08	276	67	53	120	239	22	4	7	11	16	—	
TUGNUTT, Ron (G) (1,32)	1992-93	29	0	0	0	4	2	0	0	0	0	—	
TUOMAINEN, Marko (33)	1995	4	0	0	0	0	—	—	—	—	—	—	
ULANOV, Igor (2,55)	2000-01,04,06	160	11	42	53	157	11	0	0	0	10	—	
UNGER, Garry (77)	1981-83	75	9	13	22	83	13	1	0	1	25	—	
VALIQUETTE, Stephen (G) (40)	2004	1	0	0	0	0	—	—	—	—	—	—	
Van ALLEN, Shaun (26,20)	1991,93	23	1	4	5	6	—	—	—	—	—	—	
VAN DORP, Wayne (8)	1987	3	0	0	0	25	3	0	0	0	2	—	
VISNOVSKY, Lubomir (71)	2009	50	8	23	31	30	—	—	—	—	—	—	
VOROBIEV, Vladimir (34)	1999	2	2	0	2	2	1	0	0	0	0	—	
VUJTEK, Vladimir (23)	1993-94	70	5	25	30	22	—	—	—	—	—	—	
VYAZMIKIN, Igor (29)	1991	4	1	0	1	0	—	—	—	—	—	—	
WARE, Mike (34)	1989-90	5	0	1	1	15	—	—	—	—	—	—	
WATT, Mike (9)	1998	14	1	2	3	4	—	—	—	—	—	—	
WEIGHT, Doug (42,39)	1993-2001	588	157	420	577	445	39	10	23	33	58	—	
WEIR, Stan (21)	1980-82	200	48	66	114	93	10	0	0	0	4	—	
WERENKA, Brad (36,5)	1993-94	42	5	7	12	38	—	—	—	—	—	—	
WHITE, Peter (27)	1994-96	61	10	12	22	2	—	—	—	—	—	—	
WHITNEY, Ray (8)	1998	9	1	3	4	0	—	—	—	—	—	—	
WIEMER, Jim (23,32)	1988	12	1	2	3	15	2	0	0	0	2	—	
WINCHESTER, Brad (26)	2006-07	78	4	6	10	107	10	1	2	3	4	—	
WRIGHT, Tyler (19,12)	1993-96	41	3	1	4	70	—	—	—	—	—	—	
YOUNG, Bryan (76)	2007-08	17	0	0	0	10	—	—	—	—	—	—	
YORK, Mike (16)	2002-04	144	40	57	97	25	6	0	2	2	2	—	
ZANIER, Mike (G) (30)	1985	3	0	0	0	0	—	—	—	—	—	—	
ZAVISHA, Brad (20)	1994	2	0	0	0	0	—	—	—	—	—	—	
ZELEPUKIN, Valeri (21)	1998	33	2	10	12	57	8	1	2	3	2	—	
ZHOLTOK, Sergei (34)	2001	37	4	16	20	22	3	0	0	0	0	—	

Edmonton Oilers All-Time Career Leaders (1979-80 to 2008-09)

GAMES PLAYED

1. Kevin Lowe	1037
2. Mark Messier	851
3. Glenn Anderson	845
4. Kelly Buchberger	795
5. Ryan Smyth	770
6. Jari Kurri	754
7. Craig MacTavish	701
8. Wayne Gretzky	696
9. Charlie Huddy	694
10. Todd Marchant	678

GOALS

1. Wayne Gretzky	583
2. Jari Kurri	474
3. Glenn Anderson	417
4. Mark Messier	392
5. Ryan Smyth	265
6. Paul Coffey	209
7. Craig Simpson	185
8. Esa Tikkanen	178
9. Doug Weight	157
10. Craig MacTavish	155

ASSISTS

1. Wayne Gretzky	1086
2. Mark Messier	642
3. Jari Kurri	589
4. Glenn Anderson	489
5. Paul Coffey	460
6. Doug Weight	420
7. Kevin Lowe	309
8. Charlie Huddy	287
9. Ryan Smyth	284
10. Esa Tikkanen	258

POINTS

1. Wayne Gretzky	1669
2. Jari Kurri	1043
3. Mark Messier	1034
4. Glenn Anderson	906
5. Paul Coffey	669
6. Doug Weight	577
7. Ryan Smyth	549

8. Esa Tikkanen	436
9. Kevin Lowe	383
10. Charlie Huddy	368

PENALTY MINUTES

1. Kelly Buchberger	1747
2. Kevin McClelland	1298
3. Kevin Lowe	1236
4. Mark Messier	1122
5. Steve Smith	1080
6. Dave Semenko	976
7. Lee Fogolin	886
8. Georges Laraque	826
9. Glenn Anderson	798
10. Louie DeBrusk	797

HAT TRICKS

1. Wayne Gretzky	43
2. Glenn Anderson	20
Jari Kurri	20
4. Mark Messier	13
5. Ryan Smyth	5
Esa Tikkanen	5
6. Paul Coffey	4
Blair MacDonald	4
9. Petr Klima	3
Alex Selivanov	3

POWERPLAY GOALS

1. Glenn Anderson	126
2. Wayne Gretzky	125
3. Ryan Smyth	117
4. Jari Kurri	107
5. Mark Messier	89
6. Craig Simpson	75
7. Paul Coffey	69
8. Doug Weight	39
9. Jason Arnott	36
Esa Tikkanen	36

SHORTHANDED GOALS

1. Wayne Gretzky	55
2. Mark Messier	36
3. Jari Kurri	31
4. Craig MacTavish	29

5. Esa Tikkanen	21
6. Todd Marchant	20
7. Paul Coffey	15
8. Glenn Anderson	13
Ethan Moreau	13
10. Kelly Buchberger	12

GAME WINNING GOALS

1. Glenn Anderson	73
2. Wayne Gretzky	61
3. Jari Kurri	60
4. Mark Messier	43
5. Ryan Smyth	40
6. Esa Tikkanen	30
7. Craig MacTavish	25
8. Kelly Buchberger	24
9. Shawn Horcoff	22
10. Craig Simpson	21
Ethan Moreau	21

GAME TYING GOALS

1. Jari Kurri	16
2. Wayne Gretzky	14
Mark Messier	14
4. Glenn Anderson	9
5. Ryan Smyth	7
6. Todd Marchant	6
7. Dave Hunter	4
Dave Lumley	4
Doug Weight	4
10. Jason Arnott	3
Brett Callighen	3
Paul Coffey	3
Mike Comrie	3
Radek Dvorak	3
Martin Gelinis	3
Charlie Huddy	3
Mike Krushelnyski	3
Rem Murray	3
Joe Murphy	3
Stan Weir	3

Edmonton Oilers 100-Or-More-Point Seasons

RANK	PLAYER	SEASON	GP	G	A	PTS	PIM
1.	Wayne Gretzky	1985-86	80	52	163	215	46
2.	Wayne Gretzky	1981-82	80	92	120	212	26
3.	Wayne Gretzky	1984-85	80	73	135	208	52
4.	Wayne Gretzky	1983-84	74	87	118	205	39
5.	Wayne Gretzky	1982-83	80	71	125	196	59
6.	Wayne Gretzky	1986-87	79	62	121	183	28
7.	Wayne Gretzky	1980-81	80	55	109	164	28
8.	Wayne Gretzky	1987-88	64	40	109	149	24
9.	Paul Coffey	1985-86	79	48	90	138	120
10.	Wayne Gretzky	1979-80	79	51	86	137	21
11.	Jari Kurri	1984-85	73	71	64	135	30
12.	Jari Kurri	1985-86	78	68	63	131	22
13.	Mark Messier	1989-90	79	45	84	129	79
14.	Paul Coffey	1983-84	80	40	86	126	104
15.	Paul Coffey	1984-85	80	37	84	121	97
16.	Jari Kurri	1983-84	64	52	61	113	14
17.	Mark Messier	1987-88	77	37	74	111	103
18.	Jari Kurri	1986-87	79	54	54	108	41
19.	Mark Messier	1986-87	77	37	70	107	73
20.	Mark Messier	1982-83	77	48	58	106	72
21.	Glenn Anderson	1981-82	80	38	67	105	71
22.	Glenn Anderson	1982-83	72	48	56	104	70
	Jari Kurri	1982-83	80	45	59	104	22
	Doug Weight	1995-96	82	25	79	104	95
25.	Glenn Anderson	1985-86	72	54	48	102	90
	Jari Kurri	1988-89	76	44	58	102	69
27.	Mark Messier	1983-84	73	37	64	101	165
28.	Jimmy Carson	1988-89	80	49	51	100	36

Edmonton Oilers Yearly Leaders (1979-80 to 2008-09)

GAMES PLAYED

SEASON	PLAYER	NO
1979-80	Lee Fogolin, Dave Hunter, Dave Lumley, Blair MacDonald	80
1980-81	Lee Fogolin, Wayne Gretzky	80
1981-82	Glenn Anderson, Paul Coffey, Lee Fogolin, Wayne Gretzky, Kevin Lowe	80
1982-83	Paul Coffey, Randy Gregg, Wayne Gretzky, Pat Hughes, Dave Hunter, Jari Kurri, Kevin Lowe	80
1983-84	Glenn Anderson, Paul Coffey, Lee Fogolin, Randy Gregg, Dave Hunter, Kevin Lowe	80
1984-85	Glenn Anderson, Paul Coffey, Wayne Gretzky, Charlie Huddy, Dave Hunter, Mike Krushelnyski, Willy Lindstrom, Kevin Lowe	80
1985-86	Lee Fogolin, Wayne Gretzky, Mark Napier	80
1986-87	Glenn Anderson, Mike Krushelnyski	80
1987-88	Glenn Anderson, Jari Kurri, Craig MacTavish, Esa Tikkanen	80
1988-89	Jimmy Carson, Craig MacTavish	80
1989-90	Craig MacTavish, Craig Simpson	80
1990-91	Craig MacTavish, Joe Murphy	80
1991-92	Vincent Damphousse, Craig MacTavish, Scott Mellanby, Joe Murphy	80
1992-93	Kelly Buchberger, Dave Manson	83
1993-94	Kelly Buchberger, Zdeno Ciger, Doug Weight	84
1994-95	Kelly Buchberger, Shayne Corson, Doug Weight	48
1995-96	Kelly Buchberger, Luke Richardson, Doug Weight	82
1996-97	Rem Murray, Luke Richardson, Ryan Smyth	82
1997-98	Kelly Buchberger, Mats Lindgren	82
1998-99	Pat Falloon, Mike Grier, Todd Marchant	82
1999-00	Todd Marchant, Ryan Smyth	82
2000-01	Georges Laraque, Rem Murray, Janne Niinimaa, Jason Smith, Ryan Smyth, Doug Weight	82
2001-02	Anson Carter, Mike Comrie, Mike Grier, Jochen Hecht, Todd Marchant	82
2002-03	Eric Brewer	80
2003-04	Ryan Smyth, Steve Staios	82
2004-05	No Season - NHL Lockout	
2005-06	Steve Staios, Jarret Stoll, Raffi Torres	82
2006-07	Jason Smith, Petr Sykora, Raffi Torres	82
2007-08	Andrew Coglian, Tom Gilbert, Dustin Penner, Marty Reasoner, Steve Staios	82
2008-09	Andrew Coglian, Tom Gilbert	82

GOALS

SEASON	PLAYER	NO
1979-80	Wayne Gretzky	51
1980-81	Wayne Gretzky	55
1981-82	Wayne Gretzky	92
1982-83	Wayne Gretzky	71
1983-84	Wayne Gretzky	87
1984-85	Wayne Gretzky	73
1985-86	Jari Kurri	68
1986-87	Wayne Gretzky	62
1987-88	Jari Kurri, Craig Simpson	43
1988-89	Jimmy Carson	49
1989-90	Mark Messier	45
1990-91	Petr Klima	40
1991-92	Vincent Damphousse	38
1992-93	Petr Klima	32
1993-94	Jason Arnott	33
1994-95	David Oliver	16
1995-96	Zdeno Ciger	31
1996-97	Ryan Smyth	39
1997-98	Doug Weight	26
1998-99	Bill Guerin	30
1999-00	Ryan Smyth	28
2000-01	Ryan Smyth	31
2001-02	Mike Comrie	33
2002-03	Ryan Smyth	27
2003-04	Ryan Smyth	23
2004-05	No Season - NHL Lockout	
2005-06	Ryan Smyth	36
2006-07	Ryan Smyth	31
2007-08	Dustin Penner	23
2008-09	Ales Hemsky, Sheldon Souray (D)	23

ASSISTS

SEASON	PLAYER	NO
1979-80	Wayne Gretzky	86
1980-81	Wayne Gretzky	109
1981-82	Wayne Gretzky	120
1982-83	Wayne Gretzky	125
1983-84	Wayne Gretzky	118
1984-85	Wayne Gretzky	135
1985-86	Wayne Gretzky	163
1986-87	Wayne Gretzky	121
1987-88	Wayne Gretzky	109
1988-89	Mark Messier	61
1989-90	Mark Messier	84
1990-91	Mark Messier	52
1991-92	Vincent Damphousse	51
1992-93	Bernie Nicholls	32
1993-94	Doug Weight	50
1994-95	Doug Weight	33
1995-96	Doug Weight	79
1996-97	Doug Weight	61
1997-98	Doug Weight	44
1998-99	Bill Guerin	34
1999-00	Doug Weight	51
2000-01	Doug Weight	65
2001-02	Janne Niinimaa	39
2002-03	Todd Marchant	40
2003-04	Ryan Smyth	36
2004-05	No Season - NHL Lockout	
2005-06	Ales Hemsky	58

2006-07	Ales Hemsky	40
2007-08	Ales Hemsky	51
2008-09	Ales Hemsky	43

POINTS

SEASON	PLAYER	G-A-PTS
1979-80	Wayne Gretzky	51-86-137
1980-81	Wayne Gretzky	55-109-164
1981-82	Wayne Gretzky	92-120-212
1982-83	Wayne Gretzky	71-125-196
1983-84	Wayne Gretzky	87-118-205
1984-85	Wayne Gretzky	73-135-208
1985-86	Wayne Gretzky	52-163-215
1986-87	Wayne Gretzky	62-121-183
1987-88	Wayne Gretzky	40-109-149
1988-89	Jari Kurri	44-58-102
1989-90	Mark Messier	45-84-129
1990-91	Esa Tikkanen	27-42-69
1991-92	Vincent Damphousse	38-51-89
1992-93	Petr Klima	32-16-48
1993-94	Doug Weight	24-50-74
1994-95	Doug Weight	7-33-40
1995-96	Doug Weight	25-79-104
1996-97	Doug Weight	21-61-82
1997-98	Doug Weight	26-44-70
1998-99	Bill Guerin	30-34-64
1999-00	Doug Weight	21-51-72
2000-01	Doug Weight	25-65-90
2001-02	Mike Comrie	33-27-60
	Anson Carter	28-32-60
2002-03	Ryan Smyth	27-34-61
2003-04	Ryan Smyth	23-36-59
2004-05	No Season - NHL Lockout	
2005-06	Ales Hemsky	19-58-77
2006-07	Ryan Smyth	31-22-53
	Petr Sykora	22-31-53
	Ales Hemsky	13-40-53
2007-08	Ales Hemsky	20-51-71
2008-09	Ales Hemsky	23-43-66

PENALTY MINUTES

SEASON	PLAYER	PIM
1979-80	Colin Campbell	196
1980-81	Pat Price	193
1981-82	Dave Semenko	194
1982-83	Laurie Boschman	183
1983-84	Mark Messier	165
1984-85	Kevin McClelland	212
1985-86	Kevin McClelland	266
1986-87	Kevin McClelland	238
1987-88	Steve Smith	286
1988-89	Kelly Buchberger	234
1989-90	Craig Simpson	180
1990-91	Steve Smith	193
1991-92	Dave Manson	220
1992-93	Dave Manson	210
1993-94	Kelly Buchberger	199
1994-95	Bryan Marchment	184
1995-96	Bryan Marchment	202
1996-97	Kelly Buchberger	159
1997-98	Drake Berehowsky	169
1998-99	Sean Brown	188
1999-00	Sean Brown	192
2000-01	Georges Laraque	148
2001-02	Georges Laraque	157

2002-03	Scott Ferguson	120
2003-04	Georges Laraque	99
2004-05	No Season - NHL Lockout	
2005-06	Ethan Moreau	87
2006-07	Matt Greene	109
2007-08	Zack Stortini	201
2008-09	Zack Stortini	181

POWERPLAY GOALS

SEASON	PLAYER	NO
1979-80	Wayne Gretzky, Blair MacDonald	13
1980-81	Wayne Gretzky	15
1981-82	Wayne Gretzky	18
1982-83	Wayne Gretzky	18
1983-84	Wayne Gretzky	20
1984-85	Jari Kurri	14
1985-86	Glenn Anderson	18
1986-87	Wayne Gretzky	13
1987-88	Craig Simpson	18
1988-89	Jimmy Carson	19
1989-90	Glenn Anderson	17
1990-91	Craig Simpson	15
1991-92	Vincent Damphousse	12
1992-93	Petr Klima	13
1993-94	Shayne Corson	11
1994-95	David Oliver	10
1995-96	David Oliver	14
1996-97	Ryan Smyth	20
1997-98	Boris Mironov, Ryan Smyth	10
1998-99	Bill Guerin	13
1999-00	Bill Guerin, Ryan Smyth	11
2000-01	Ryan Smyth	11
2001-02	Anson Carter	12
2002-03	Anson Carter, Ryan Smyth	10
2003-04	Ryan Smyth	8
2004-05	No Season - NHL Lockout	
2005-06	Ryan Smyth	19
2006-07	Ryan Smyth	14
2007-08	Dustin Penner	13
2008-09	Sheldon Souray (D)	12

SHORTHANDED GOALS

SEASON	PLAYER	NO
1979-80	Doug Hicks, Dave Hunter, Blair MacDonald, Stan Weir	2
1980-81	Lee Fogolin, Wayne Gretzky	4
1981-82	Wayne Gretzky	6
1982-83	Wayne Gretzky	6
1983-84	Wayne Gretzky	12
1984-85	Wayne Gretzky	11
1985-86	Paul Coffey	9
1986-87	Wayne Gretzky	7
1987-88	Wayne Gretzky	5
1988-89	Esa Tikkanen	8
1989-90	Craig MacTavish, Mark Messier	6
1990-91	Craig MacTavish	6
1991-92	Kelly Buchberger	4
1992-93	Esa Tikkanen	4
1993-94	Kirk Maltby, Doug Weight	1
1994-95	Kirk Maltby, Todd Marchant	2
1995-96	Todd Marchant	3
1996-97	Todd Marchant	4
1997-98	Mats Lindgren	3
1998-99	Kelly Buchberger, Mike Grier	2

1999-00	Mike Grier	3
2000-01	Todd Marchant	4
2001-02	Todd Marchant	3
2002-03	Ethan Moreau, Steve Staios	3
2003-04	Ethan Moreau	3
2004-05	No Season - NHL Lockout	
2005-06	Ethan Moreau	4
2006-07	Toby Petersen	2
2007-08	Jarret Stoll	3
2008-09	Ethan Moreau, Sheldon Souray (D)	1

GAME WINNING GOALS

SEASON	PLAYER	NO
1979-80	Wayne Gretzky, Dave Lumley, Blair MacDonald	6
1980-81	Glenn Anderson	5
1981-82	Wayne Gretzky	12
1982-83	Glenn Anderson	10
1983-84	Glenn Anderson, Wayne Gretzky	11
1984-85	Jari Kurri	13
1985-86	Glenn Anderson, Jari Kurri	9
1986-87	Jari Kurri	10
1987-88	Mark Messier	7
1988-89	Jari Kurri	8
1989-90	Glenn Anderson	7
1990-91	Esa Tikkanen	6
1991-92	Vincent Damphousse	8
1992-93	Kelly Buchberger, Craig MacTavish, Scott Mellanby, Craig Simpson, Esa Tikkanen	3
1993-94	Scott Pearson	7
1994-95	Kelly Buchberger	5
1995-96	Jason Arnott	5
1996-97	Dean McAmmond	6
1997-98	Doug Weight	4
1998-99	Boyd Devereaux, Boris Mironov, Rem Murray	4
1999-00	Alex Selivanov	5
2000-01	Ryan Smyth	6
2001-02	Anson Carter	6
2002-03	Mike Comrie	6
2003-04	Ryan Smyth	6
2004-05	No Season - NHL Lockout	
2005-06	Shawn Horcoff	5
2006-07	Petr Sykora	6
2007-08	Andrew Coglian	5
2008-09	Dustin Penner, Sheldon Souray (D)	5

GAME TYING GOALS

SEASON	PLAYER	NO
1979-80	Wayne Gretzky	4
1980-81	Dave Hunter	3
1981-82	Wayne Gretzky	4
1982-83	Mark Messier	5
1983-84	Glenn Anderson, Paul Coffey, Jari Kurri, Willy Lindstrom, Dave Lumley	1
1984-85	Jari Kurri	3
1985-86	Paul Coffey, Wayne Gretzky, Jari Kurri, Mike Krushelnyski, Mark Napier	1
1986-87	Esa Tikkanen	1
1987-88	Mark Messier	2
1988-89	Craig MacTavish	2

1989-90	Martin Gelin	2
1990-91	Martin Gelin, Joe Murphy	2
1991-92	Joe Murphy	2
1992-93	Dave Manson, Scott Mellanby	1
1993-94	Zdeno Ciger	2
1994-95	Kirk Maltby, David Oliver	1
1995-96	Jason Arnott, Todd Marchant, Doug Weight	1
1996-97	Jason Arnott	1
1997-98	Ryan Smyth	2
1998-99	Ryan Smyth	2
1999-00	Todd Marchant	2
2000-01	Doug Weight	2
2001-02	Mike Comrie	3
2002-03	Anson Carter, Jason Chimera, Radek Dvorak, Todd Marchant, Ethan Moreau, Ryan Smyth	1
2003-04	Radek Dvorak, Ethan Moreau	2
2004-05	No Season - NHL Lockout	
2005-06	No Ties in NHL	
2006-07	No Ties in NHL	
2007-08	No Ties in NHL	
2008-09	No Ties in NHL	

SHOOTOUT DECIDING GOALS

SEASON	PLAYER	NO
2005-06	Marty Reasoner, Ryan Smyth, Raffi Torres	1
2006-07	Fernando Pisani, Ryan Smyth	2
2007-08	Sam Gagner, Ales Hemsky	4
2008-09	Ales Hemsky	2

PLUS/MINUS

SEASON	PLAYER	NO
1979-80	Wayne Gretzky	+82
1980-81	Charlie Huddy	+62
1981-82	—	—
1982-83	Wayne Gretzky	+76
1983-84	Wayne Gretzky	+98
1984-85	Wayne Gretzky	+71
1985-86	Wayne Gretzky	+70
1986-87	Wayne Gretzky	+70
1987-88	Steve Smith	+40
1988-89	Craig Muni	+43
1989-90	Randy Gregg	+24
1990-91	Petr Klima	+24
1991-92	Norm Maciver	+20
1992-93	Martin Gelin	+3
1993-94	Dean McAmmond	+12
1994-95	Iain Fraser	+3
1995-96	Mariusz Czerkawski	+7
1996-97	Bryan Marchment	+13
1997-98	Todd Marchant, Dean McAmmond	+9
1998-99	Tom Poti	+10
1999-00	Jason Smith	+16
2000-01	Eric Brewer, Igor Ulanov	+15
2001-02	Mike Comrie	+16
2002-03	Marty Reasoner	+19
2003-04	Igor Ulanov	+19
2004-05	No Season - NHL Lockout	
2005-06	Steve Staios	+10
2006-07	Daniel Tjarnqvist	+3

2007-08	Robert Nilsson	+8
2008-09	Denis Grebeshkov (D)	+12

SHOTS ON GOAL

SEASON	PLAYER	NO
1979-80	Wayne Gretzky	284
1980-81	Wayne Gretzky	261
1981-82	Wayne Gretzky	369
1982-83	Wayne Gretzky	348
1983-84	Wayne Gretzky	324
1984-85	Wayne Gretzky	358
1985-86	Wayne Gretzky	350
1986-87	Wayne Gretzky	288
1987-88	Glenn Anderson	255
1988-89	Jimmy Carson	240
1989-90	Mark Messier	211
1990-91	Esa Tikkanen	235
1991-92	Vincent Damphousse	247
1992-93	Dave Manson	244
1993-94	Igor Kravchuk	197
1994-95	Jason Arnott	156
1995-96	Jason Arnott	244
1996-97	Ryan Smyth	265
1997-98	Ryan Smyth, Doug Weight	205
1998-99	Bill Guerin	261
1999-00	Ryan Smyth	238
2000-01	Ryan Smyth	245
2001-02	Jochen Hecht	211
2002-03	Ryan Smyth	199
2003-04	Ryan Smyth	245
2004-05	No Season - NHL Lockout	
2005-06	Jarret Stoll	243
2006-07	Petr Sykora	206
2007-08	Dustin Penner	201
2008-09	Sheldon Souray (D)	268

SHOOTING PERCENTAGE

Minimum 80 shots on goal from 1979-80 to 1991-92.

Minimum 84 shots on goal from 1992-93 to 1993-94.

Minimum 48 shots on goal for 1994-95.

Minimum 82 shots on goal from 1995-96 to 2006-07.

SEASON	PLAYER	PCT. (G-SHOTS)
1979-80	Stan Weir	25.6 (33-129)
1980-81	Wayne Gretzky	21.1 (55-261)
1981-82	Wayne Gretzky	24.9 (92-369)
1982-83	Ken Linseman	23.4 (33-141)
1983-84	Wayne Gretzky	26.9 (87-324)
1984-85	Jari Kurri	27.2 (71-261)
1985-86	Jari Kurri	28.8 (68-236)
1986-87	Esa Tikkanen	27.0 (34-126)
1987-88	Craig Simpson	36.4 (43-118)
1988-89	Craig Simpson	28.9 (35-121)
1989-90	Craig Simpson	22.5 (29-129)
1990-91	Craig Simpson	21.0 (30-143)
1991-92	Kelly Buchberger	22.2 (20-90)
1992-93	Craig Simpson	26.4 (24-91)
1993-94	Jason Arnott	17.0 (33-194)
1994-95	Roman Oksiuta	21.2 (11-52)
1995-96	Zdeno Ciger	16.8 (31-184)
1996-97	Andrei Kovalenko	19.6 (32-163)
1997-98	Dean McAmmond	14.8 (19-128)

1998-99	Rem Murray	18.1 (21-116)
1999-00	Alex Selivanov	22.1 (27-122)
2000-01	Mike Grier	16.1 (20-124)
2001-02	Mike Comrie	19.4 (33-170)
2002-03	Jason Chimera	15.6 (14-90)
2003-04	Fernando Pisani	16.2 (16-99)
2004-05	No Season - NHL Lockout	
2005-06	Raffi Torres	16.5 (27-164)
2006-07	Ryan Smyth	19.3 (31-161)
2007-08	Andrew Cogliano	18.4 (18-98)
2008-09	Andrew Cogliano	15.5 (18-116)

REAL TIME SCORING STATISTICS

NOTE:

The NHL began recording real time scoring statistics as official league statistics in 1997-98.

From 2002-03 to 2003-04 only time on ice and face-off statistics were recorded by the NHL.

TIME ON ICE

SEASON	PLAYER	TOI
1997-98	—	—
1998-99	Boris Mironov	25:55
1999-00	Roman Hamrlik	25:17
2000-01	Janne Niinimaa	25:20
2001-02	Janne Niinimaa	26:01
2002-03	Eric Brewer	24:56
2003-04	Eric Brewer	24:39
2004-05	No Season - NHL Lockout	
2005-06	Chris Pronger	27:59
2006-07	Daniel Tjernqvist	22:41
2007-08	Sheldon Souray	24:20
2008-09	Sheldon Souray (D)	24:50

HITS

SEASON	PLAYER	NO
1997-98	Boris Mironov	193
1998-99	Mike Grier	188
1999-00	Jason Smith	260
2000-01	Jason Smith	254
2001-02	Jason Smith	220
2002-03	Not Recorded	
2003-04	Not Recorded	
2004-05	No Season - NHL Lockout	
2005-06	Jason Smith	151
2006-07	Jason Smith	151
2007-08	Jarret Stoll	122
2008-09	Ethan Moreau	126

BLOCKED SHOTS

SEASON	PLAYER	NO
1997-98	Not Recorded	
1998-99	Not Recorded	
1999-00	Jason Smith	167
2000-01	Jason Smith	210
2001-02	Jason Smith	261
2002-03	Not Recorded	
2003-04	Not Recorded	
2004-05	No Season - NHL Lockout	
2005-06	Jason Smith	176
2006-07	Jason Smith	228
2007-08	Steve Staios	187
2008-09	Steve Staios (D)	157

TAKEAWAYS

SEASON	PLAYER	NO
1997-98	Todd Marchant	93
1998-99	Janne Niinimaa	53
1999-00	Todd Marchant, Ryan Smyth	58
2000-01	Todd Marchant	68
2001-02	Todd Marchant	83
2002-03	Not Recorded	
2003-04	Not Recorded	
2004-05	No Season - NHL Lockout	
2005-06	Ryan Smyth	64
2006-07	Shawn Horcoff	75
2007-08	Marty Reasoner	45
2008-09	Shawn Horcoff	53

GIVEAWAYS

SEASON	PLAYER	NO
1997-98	Janne Niinimaa	89
1998-99	Janne Niinimaa	128
1999-00	Janne Niinimaa	98
2000-01	Janne Niinimaa	107
2001-02	Mike Comrie	118
2002-03	Not Recorded	
2003-04	Not Recorded	
2004-05	No Season - NHL Lockout	
2005-06	Ales Hemsky	123
2006-07	Jason Smith	109
2007-08	Steve Staios	84
2008-09	Sheldon Souray (D)	92

FACE-OFF WINNING PERCENTAGE

(Minimum 410 Face-Offs)

SEASON	PLAYER	PCT. (FOW-TFO)
1997-98	Todd Marchant	50.00
1998-99	Todd Marchant	50.03
1999-00	Jim Dowd	54.03 (389-720)
2000-01	Todd Marchant	53.84 (834-1549)
2001-02	Marty Reasoner	55.53 (261-470)

2002-03	Todd Marchant	58.01 (775-1336)
2003-04	Adam Oates	57.23 (487-851)
2004-05	No Season - NHL Lockout	
2005-06	Jarret Stoll	56.75 (765-1348)
2006-07	Jarret Stoll	55.60 (501-901)
2007-08	Jarret Stoll	55.09 (677-1229)
2008-09	Shawn Horcoff	53.92 (937-1756)

FACE-OFFS WON

SEASON	PLAYER	NO
1997-98	Not Recorded	
1998-99	Not Recorded	
1999-00	Todd Marchant	843
2000-01	Todd Marchant	834
2001-02	Todd Marchant	798
2002-03	Todd Marchant	775
2003-04	Shawn Horcoff	698
2004-05	No Season - NHL Lockout	
2005-06	Jarret Stoll	765
2006-07	Shawn Horcoff	720
2007-08	Jarret Stoll	677
2008-09	Shawn Horcoff	947

FACE-OFFS LOST

SEASON	PLAYER	NO
1997-98	Not Recorded	
1998-99	Not Recorded	
1999-00	Doug Weight	788
2000-01	Doug Weight	737
2001-02	Todd Marchant	725
2002-03	Mike Comrie	566
2003-04	Shawn Horcoff	680
2004-05	No Season - NHL Lockout	
2005-06	Shawn Horcoff	672
2006-07	Shawn Horcoff	702
2007-08	Jarret Stoll	552
2008-09	Shawn Horcoff	809

Edmonton Oilers Rookie Records 1979-80 to 2008-09

TOP 30 ROOKIE SCORERS

PLAYER	GP	G	A	PTS	PIM	SEASON
1. Jari Kurri	75	32	43	75	40	1980-81
2. Jason Arnott	78	33	35	68	104	1993-94
3. Dave Lumley	80	20	38	58	138	1979-80
4. Glenn Anderson	58	30	23	53	24	1980-81
5. Sam Gagner	79	13	36	49	23	2007-08
6. Andrew Cogliano	82	18	27	45	20	2007-08
7. Raimo Summanen	73	19	18	37	16	1985-86
8. Miroslav Satan	62	18	17	35	22	1995-96
9. Jaroslav Pouzar	74	15	18	33	57	1982-83
Tom Gilbert	82	13	20	33	20	2007-08
11. Mike Grier	79	15	17	32	45	1996-97
Paul Coffey	74	9	23	32	130	1980-81
13. Rem Murray	82	11	20	31	16	1996-97
14. David Oliver	44	16	14	30	20	1994-95
Ales Hemsky	59	6	24	30	14	2002-03
16. Josef Beranek	58	12	16	28	18	1991-92
Randy Gregg	80	6	22	28	54	1982-83
18. Todd Marchant	45	13	14	27	32	1994-95
Dean McAmmond	45	6	21	27	16	1993-94
20. Marc-Andre Bergeron	54	9	17	26	26	2003-04
21. Martin Gelinas	46	17	8	25	30	1989-90
Mats Lindgren	69	11	14	25	12	1996-97
23. Steve Smith	55	4	20	24	166	1985-86
24. Jason Chimera	66	14	9	23	36	2002-03
Scott Fraser	29	12	11	23	6	1997-98
26. Mike Comrie	41	8	14	22	14	2000-01
Dan McGillis	73	6	16	22	52	1996-97
28. Jarret Stoll	68	10	11	21	42	2003-04
Tom Poti	73	5	16	21	10	1998-99
Kevin Lowe	64	2	19	21	70	1979-80

ROOKIE GOALTENDERS

GOALTENDERS	SEASON	GP	MINS	GA	EN	GAA.	SO	W-L-T	PCT.	SHA	SPCT.
Don Cutts	1979-80	6	269	16	1	3.57	0	1-2-1	.375	-	-
Bob Dupuis	1979-80	1	60	4	1	4.00	0	0-1-0	.000	-	-
Andy Moog	1980-81	7	313	20	0	3.83	0	3-3-0	.500	-	-
Grant Fuhr	1981-82	48	2847	157	2	3.31	0	28-5-14	.745	-	-
Andy Moog	1981-82	8	399	32	2	4.81	0	3-5-0	.375	-	-
Daryl Reaugh	1984-85	1	60	5	1	5.00	0	0-1-0	.000	35	.853
Mike Zanier	1984-85	3	185	12	0	3.89	0	1-1-1	.500	100	.880
Daryl Reaugh	1987-88	6	176	14	0	4.77	0	1-1-0	.500	114	.877
Randy Exelby	1989-90	1	60	5	1	5.00	0	0-1-0	.000	30	.833
Mike Greenlay	1989-90	1	20	4	0	12.00	0	0-0-0	.000	17	.765
Fred Brathwaite	1993-94	19	982	58	0	3.54	0	3-10-3	.281	523	.889
Fred Brathwaite	1994-95	14	601	40	1	3.99	0	2-5-1	.313	292	.863
Joaquin Gage	1994-95	2	99	7	0	4.24	0	0-2-0	.000	40	.825
Joaquin Gage	1995-96	16	717	45	1	3.77	0	2-8-1	.227	350	.871
Steve Passmore	1998-99	6	362	17	1	2.82	0	1-4-1	.250	183	.907
Mike Minard	1999-00	1	60	3	0	3.00	0	1-0-0	1.000	36	.917
Ty Conklin	2001-02	4	148	4	0	1.62	0	2-0-0	1.000	66	.939
Jeff Drouin-Deslauriers	2008-09	8	420	25	0	3.57	0	3-2-0	.375	225	.889

TOP ROOKIE SEASONS

GAMES PLAYED

1. Rem Murray	82	1996-97
Andrew Cogliano	82	2007-08
Tom Gilbert	82	2007-08
4. Dave Lumley	80	1979-80
Randy Gregg	80	1982-83
6. Mike Grier	79	1996-97
Sam Gagner	79	2007-08
8. Jason Arnott	78	1993-94
9. Ladislav Smid	77	2006-07
10. Jari Kurri	75	1980-81
11. Paul Coffey	74	1980-81
Jaroslav Pouzar	74	1982-83
Geoff Smith	74	1989-90
14. Raimo Summanen	73	1985-86
Dan McGillis	73	1996-97
Tom Poti	73	1998-99

GOALS

1. Jason Arnott	33	1993-94
2. Jari Kurri	32	1980-81
3. Glenn Anderson	30	1980-81
4. Dave Lumley	20	1979-80
5. Raimo Summanen	19	1985-86
6. Miroslav Satan	18	1995-96
Andrew Cogliano	18	2007-08
8. Martin Gelinas	17	1989-90
9. David Oliver	16	1994-95
10. Jaroslav Pouzar	15	1982-83
Mike Grier	15	1996-97

EDMONTON OILERS ROOKIE LEADERS

Games Played	Rem Murray	82	1996-97
	Andrew Cogliano	82	2007-08
	Tom Gilbert	82	2007-08
Goals	Jason Arnott	33	1993-94
Assists	Jari Kurri	43	1980-81
Points	Jari Kurri	75	1980-81
Goals By	Tom Gilbert	13	2007-08
Defenceman	Paul Coffey	9	1980-81
	Marc-Andre Bergeron	9	2003-04
	Paul Coffey	23	1980-81
Assists By			
Defenceman	Tom Gilbert	33	2007-08
Points By	Kelly Buchberger	234	1988-89
Defenceman PIM	Glenn Anderson	10	1980-81
Powerplay	Jason Arnott	10	1993-94
Goals	David Oliver	10	1994-95
Shorthanded	Glenn Anderson	3	1980-81
Goals	Mats Lindgren	3	1996-97
Game Winning	Dave Lumley	6	1979-80
Goals			
Game Tying	Glenn Anderson	2	1980-81
Goals	Jari Kurri	2	1980-81
	Martin Gelinas	2	1989-90
	Sam Gagner	4	2007-08
Shootout			
Deciding Goals			
Hat Tricks	Jari Kurri	3	1980-81
Plus/Minus	Steve Smith	+30	1985-86
Shots on Goal	Jari Kurri	202	1980-81
Shooting	Brent Grieve	24.5	1993-94
Percentage			

ASSISTS

1. Jari Kurri	43	1980-81
2. Dave Lumley	38	1979-80
3. Sam Gagner	36	2007-08
4. Jason Arnott	35	1993-94
5. Andrew Cogliano	27	2007-08
6. Ales Hemsky	24	2002-03
7. Glenn Anderson	23	1980-81
Paul Coffey	23	1980-81
9. Randy Gregg	22	1982-83
10. Dean McAmmond	21	1993-94
11. Steve Smith	20	1985-86
Rem Murray	20	1996-97
Tom Gilbert	20	2007-08

PENALTY MINUTES

1. Kelly Buchberger	234	1988-89
2. Sean Brown	188	1998-99
3. Steve Smith	166	1985-86
4. Dave Lumley	138	1979-80
5. Paul Coffey	130	1980-81
6. Jeff Beukeboom	124	1986-87
Louie DeBrusk	124	1991-92
8. Zack Stortini	105	2006-07
9. Jason Arnott	104	1993-94
10. Brad Winchester	86	2006-07
11. Kelly Buchberger	81	1987-88
12. Kirk Maltby	74	1993-94

Edmonton Oilers Multiple Point Games

ALL-TIME LEADERS	GOALS				ASSISTS							POINTS							TOT	GAMES
	2	3	4	5	2	3	4	5	6	7	2	3	4	5	6	7	8			
Gretzky, W.	94	30	9	4	181	93	39	8	1	3	171	143	79	57	14	6	2	472	696	
Messier, M.	57	10	3	0	118	35	5	0	1	0	185	88	24	2	1	0	0	300	851	
Kurri, J.	84	18	1	1	84	28	9	1	0	0	160	91	31	10	4	0	0	296	754	
Anderson, G.	55	17	3	0	87	11	3	0	0	0	147	68	19	4	2	0	0	240	845	
Coffey, P.	36	3	1	0	82	27	3	1	1	0	97	63	4	8	1	0	1	174	532	
Weight, D.	19	1	0	0	67	15	3	0	0	0	116	27	7	1	0	0	0	151	588	
Smyth, R.	32	5	0	0	33	8	0	0	0	0	86	30	5	0	0	0	0	121	770	
Tikkanen, E.	25	5	0	0	42	9	1	0	0	0	66	32	5	2	0	0	0	105	522	
Simpson, C.	27	2	0	0	23	5	0	0	0	0	68	20	4	0	0	0	0	92	419	
Hemsky, A.	6	0	0	0	42	10	0	0	0	0	67	11	4	0	0	0	0	82	421	
Horcoff, S.	7	1	0	0	36	1	1	0	0	0	55	18	5	0	0	0	0	70	560	
Huddy, C.	3	0	0	0	43	6	1	0	0	0	55	13	2	0	0	0	0	70	694	
Marchant, T.	13	0	0	0	22	1	0	0	0	0	53	8	2	0	0	0	0	63	678	
Krushelnyski, M.	9	1	0	0	15	2	1	0	0	0	43	10	3	0	0	0	0	56	290	
Lowe, K.	1	0	0	0	28	5	0	1	0	0	45	7	0	0	1	0	0	53	1037	
Arnott, J.	16	2	0	0	18	3	0	0	0	0	38	11	2	1	0	0	0	52	286	
Linseman, K.	4	1	0	0	17	6	0	0	0	0	42	7	2	0	0	0	0	51	202	
Hunter, D.	5	0	0	0	26	2	0	0	0	0	43	7	1	0	0	0	0	51	653	
MacTavish, P.	11	2	0	0	6	4	0	0	0	0	39	9	3	0	0	0	0	51	701	
Klima, P.	16	3	0	0	15	0	0	0	0	0	36	11	1	1	0	0	0	49	274	
Smith, S.	2	0	0	0	26	4	2	0	0	0	35	8	3	0	0	0	0	46	385	
Lumely, D.	7	2	0	0	16	4	1	0	0	0	35	5	3	2	1	0	0	46	386	
Caillighen, B.	9	0	0	0	17	3	0	0	0	0	31	12	0	0	0	0	0	43	160	
Ciger, Z.	6	0	0	0	18	1	1	0	0	0	33	7	1	0	0	0	0	41	204	
Siltanen, R.	3	1	0	0	20	5	1	0	0	0	29	11	1	0	0	0	0	41	206	
Carter, A.	13	0	0	0	11	0	0	0	0	0	33	8	0	0	0	0	0	41	211	
Guerin, B.	16	0	0	0	10	2	0	0	0	0	36	4	1	0	0	0	0	41	211	
Murphy, J.	7	1	0	0	16	1	0	0	0	0	32	6	3	0	0	0	0	41	222	
MacDonald, B.	8	4	0	0	10	3	0	0	0	0	24	6	6	0	0	0	0	36	131	
McAmmond, D.	5	0	0	0	16	1	0	0	0	0	30	6	0	0	0	0	0	36	303	
Corson, S.	5	1	0	0	17	2	0	0	0	0	29	5	1	0	0	0	0	35	192	

2008-09	GOALS			ASSISTS				POINTS				
PLAYERS	2	3	TOT	2	3	4	TOT	2	3	4	5	TOT
BRODZIAK, Kyle	2	0	2	2	0	0	2	5	0	0	0	5
BRULE, Gilbert	0	0	0	0	0	0	0	1	0	0	0	1
COGLIANO, Andrew ..	0	0	0	1	1	0	2	7	1	0	0	8
COLE, Erik	0	1	1	1	0	0	1	2	2	0	0	4
GAGNER, Sam	1	1	2	5	0	0	5	6	2	1	0	9
GARON, Mathieu (G) .	0	0	0	0	0	0	0	0	0	0	0	0
GILBERT, Tom	0	0	0	8	3	0	11	10	3	0	0	13
GREBESHKOV, Denis .	0	0	0	4	1	0	5	4	0	1	0	5
HEMSKY, Ales	3	0	3	7	1	0	8	14	2	1	0	17
HORCOFF, Shawn	0	0	0	9	0	0	9	8	3	0	0	11
JACQUES, Jean-Francois	0	0	0	0	0	0	0	0	0	0	0	0
KOTALIK, Ales	0	0	0	0	1	0	1	0	0	1	0	1
MOREAU, Ethan	1	1	2	1	0	0	1	3	1	0	0	4
NILSSON, Robert	0	0	0	0	1	0	1	2	1	0	0	3
O'SULLIVAN, Patrick .	0	0	0	0	0	0	0	0	0	0	0	0
PENNER, Dustin	2	0	2	2	0	0	2	9	0	0	0	9
PISANI, Fernando	0	0	0	0	0	0	0	1	0	0	0	1
POTULNY, Ryan	0	0	0	1	0	0	1	1	0	0	0	1
POULIOT, Marc	0	0	0	1	0	0	1	2	0	0	0	2
REDDOX, Liam	0	0	0	1	0	0	1	1	0	0	0	1
ROLOSON, Dwayne (G)	0	0	0	0	0	0	0	0	0	0	0	0
ROY, Mathieu	0	0	0	0	0	0	0	0	0	0	0	0
SCHREMP, Rob	0	0	0	1	0	0	1	1	0	0	0	1
SMID, Ladislav	0	0	0	2	0	0	2	2	0	0	0	2
SOURAY, Sheldon	1	0	1	2	1	0	3	9	2	0	0	11
STAIOS, Steve	0	0	0	1	0	0	1	1	0	0	0	1
STORTINI, Zack	0	0	0	0	0	0	0	1	0	0	0	1
STRUDWICK, Jason ..	0	0	0	0	0	0	0	0	0	0	0	0
VISNOVSKY, Lubomir .	0	0	0	5	0	0	5	10	0	0	0	10
TOTALS	10	3	13	54	9	0	63	100	17	4	0	121

TEAM TOTALS	GOALS				ASSISTS							POINTS								
SEASON	2	3	4	5	2	3	4	5	6	7	2	3	4	5	6	7	8	TOT		
1979-80	37	7	0	0	60	13	3	0	0	1	123	37	13	2	2	1	0	178		
1979-80	37	7	0	0	60	13	3	0	0	1	123	37	13	2	2	1	0	178		
1980-81	30	10	1	1	76	21	6	0	0	0	129	47	16	5	1	1	0	199		
1981-82	51	10	3	1	110	32	5	0	0	0	171	65	21	13	2	1	0	273		
1982-83	56	9	1	0	105	23	5	2	0	0	181	58	20	6	3	0	0	278		
1983-84	52	14	5	2	109	34	2	3	1	0	162	82	20	14	3	1	2	284		
1984-85	58	16	1	1	108	24	11	0	0	0	170	60	25	12	5	0	0	272		
1985-86	60	13	1	0	98	28	13	3	2	2	150	80	27	11	7	2	1	278		
1986-87	50	6	1	0	80	26	4	1	0	0	141	66	16	10	0	0	0	233		
1987-88	40	8	1	1	96	20	8	2	0	0	146	55	21	8	1	0	0	231		
1988-89	46	5	2	0	78	23	6	0	0	0	131	40	21	5	1	0	0	198		
1989-90	36	6	1	0	74	11	4	0	0	0	139	44	9	2	0	0	0	194		
1990-91	28	5	0	0	61	12	2	0	0	0	107	38	7	1	0	0	0	153		
1991-92	27	1	1	0	60	8	0	0	0	0	129	25	5	1	0	0	0	160		
1992-93	22	1	0	0	40	6	0	0	0	0	103	11	1	0	0	0	0	115		
1993-94	25	2	0	0	58	8	1	0	0	0	106	27	5	0	0	0	0	138		
1994-95	12	2	0	0	34	2	2	0	0	0	60	10	1	0	0	0	0	71		
1995-96	21	2	0	0	54	10	0	0	0	0	99	26	3	1	0	0	0	129		
1996-97	23	4	0	0	39	6	0	0	0	0	87	20	4	0	0	0	0	111		
1997-98	15	0	0	0	38	3	1	0	0	0	89	12	2	0	0	0	0	103		
1998-99	25	2	0	0	37	3	1	0	0	0	82	15	2	0	0	0	0	99		
1999-00	16	4	1	0	45	6	0	0	0	0	91	15	3	1	0	0	0	110		
2000-01	20	2	0	0	34	5	2	0	0	0	95	16	2	1	0	0	0	114		
2001-02	17	0	0	0	40	5	0	0	0	0	79	12	2	0	0	0	0	93		
2002-03	20	1	0	0	40	3	0	0	0	0	93	17	2	0	0	0	0	112		
2003-04	15	0	0	0	38	2	0	0	0	0	98	11	0	0	0	0	0	109		
2005-06	22	2	0	0	64	6	2	0	0	0	111	20	5	0	0	0	0	136		
2006-07	17	1	0	0	38	6	0	0	0	0	74	11	5	0	0	0	0	90		
2007-08	16	0	0	0	44	5	0	0	0	0	97	12	1	0	0	0	0	110		
2008-09	10	3	0	0	50	9	0	0	0	0	98	15	4	0	0	0	0	117		
ALL-TIME	867	136	19	6	1808	360	78	11	3	3	3341	957	263	93	25	6	3	4688		

NOTE: Each column represents only the number of games in which the exact number of goals, assists or points were scored. For example, the two-goal column only indicates the number of games in which the player scored exactly two goals and does not include his three-or-more goal games.

Edmonton Oilers 20 Goal Seasons By Player 1979-80 to 2008-09

PLAYER	GOALS								TOT
	20	30	40	50	60	70	80	90	
Glenn Anderson	1	5	2	2	—	—	—	—	10
Jari Kurri	—	3	3	2	1	1	—	—	10
Mark Messier	2	5	2	1	—	—	—	—	10
Wayne Gretzky	—	—	1	3	1	2	1	1	9
Ryan Smyth	4	4	—	—	—	—	—	—	8
Craig Simpson	3	2	1	—	—	—	—	—	6
Doug Weight	6	—	—	—	—	—	—	—	6
Paul Coffey	2	1	2	—	—	—	—	—	5
Esa Tikkanen	2	3	—	—	—	—	—	—	5
Petr Klima	2	1	1	—	—	—	—	—	4
Craig MacTavish	4	—	—	—	—	—	—	—	4
Pat Hughes	3	—	—	—	—	—	—	—	3
Jason Arnott	1	1	—	—	—	—	—	—	2
Brett Callighen	2	—	—	—	—	—	—	—	2
Anson Carter	2	—	—	—	—	—	—	—	2
Zdeno Ciger	1	1	—	—	—	—	—	—	2
Mike Comrie	1	1	—	—	—	—	—	—	2
Mike Grier	2	—	—	—	—	—	—	—	2
Bill Guerin	1	1	—	—	—	—	—	—	2
Matti Hagman	2	—	—	—	—	—	—	—	2
Ales Hemsky	2	—	—	—	—	—	—	—	2
Shawn Horcoff	2	—	—	—	—	—	—	—	2
Mike Krushelnyski	1	—	1	—	—	—	—	—	2
Dave Lumley	1	1	—	—	—	—	—	—	2
Joe Murphy	1	1	—	—	—	—	—	—	2
Raffi Torres	2	—	—	—	—	—	—	—	2
Kelly Buchberger	1	—	—	—	—	—	—	—	1
Jimmy Carson	—	—	1	—	—	—	—	—	1
Shayne Corson	1	—	—	—	—	—	—	—	1
Mariusz Czerkawski	1	—	—	—	—	—	—	—	1
Vincent Damphousse	—	1	—	—	—	—	—	—	1
Martin Gelinas	1	—	—	—	—	—	—	—	1
Charlie Huddy	1	—	—	—	—	—	—	—	1
Dave Hunter	1	—	—	—	—	—	—	—	1
Andrei Kovalenko	—	1	—	—	—	—	—	—	1
Willy Lindstrom	1	—	—	—	—	—	—	—	1
Ken Linseman	—	1	—	—	—	—	—	—	1
Blair MacDonald	—	—	1	—	—	—	—	—	1
Todd Marchant	1	—	—	—	—	—	—	—	1
Scott Mellanby	1	—	—	—	—	—	—	—	1
Ethan Moreau	1	—	—	—	—	—	—	—	1
Rem Murray	1	—	—	—	—	—	—	—	1
Mark Napier	1	—	—	—	—	—	—	—	1
Bernie Nicholls	1	—	—	—	—	—	—	—	1
David Oliver	1	—	—	—	—	—	—	—	1
Dustin Penner	1	—	—	—	—	—	—	—	1
Alex Selivanov	1	—	—	—	—	—	—	—	1
Anatoli Semenov	1	—	—	—	—	—	—	—	1
Sheldon Souray	1	—	—	—	—	—	—	—	1
Jarret Stoll	1	—	—	—	—	—	—	—	1
Petr Sykora	1	—	—	—	—	—	—	—	1
Stan Weir	—	1	—	—	—	—	—	—	1
Mike York	1	—	—	—	—	—	—	—	1
TOTALS (53 Players)	71	34	15	8	2	3	1	1	135

Edmonton Oilers 20 Goal Seasons By Season 1979–80 to 2008–09

SEASON	GOALS								TOT
	20	30	40	50	60	70	80	90	
1979-80	2	1	1	1	—	—	—	—	5
1980-81	3	2	—	1	—	—	—	—	6
1981-82	3	3	—	1	—	—	—	1	8
1982-83	3	1	3	—	—	1	—	—	8
1983-84	3	1	1	2	—	—	1	—	8
1984-85	1	1	2	—	—	2	—	—	6
1985-86	2	1	1	2	1	—	—	—	7
1986-87	1	3	—	1	1	—	—	—	6
1987-88	2	2	3	—	—	—	—	—	7
1988-89	1	3	2	—	—	—	—	—	6
1989-90	3	3	1	—	—	—	—	—	7
1990-91	4	1	1	—	—	—	—	—	6
1991-92	6	2	—	—	—	—	—	—	8
1992-93	1	1	—	—	—	—	—	—	2
1993-94	3	1	—	—	—	—	—	—	4
1994-95	—	—	—	—	—	—	—	—	0
1995-96	3	1	—	—	—	—	—	—	4
1996-97	2	2	—	—	—	—	—	—	4
1997-98	2	—	—	—	—	—	—	—	2
1998-99	2	1	—	—	—	—	—	—	3
1999-00	4	—	—	—	—	—	—	—	4
2000-01	2	1	—	—	—	—	—	—	3
2001-02	1	1	—	—	—	—	—	—	2
2002-03	5	—	—	—	—	—	—	—	5
2003-04	3	—	—	—	—	—	—	—	3
2004-05	No Season — NHL Lockout								
2005-06	3	1	—	—	—	—	—	—	4
2006-07	1	1	—	—	—	—	—	—	2
2007-08	3	—	—	—	—	—	—	—	3
2008-09	2	—	—	—	—	—	—	—	2
TOTALS (29 Seasons)	71	34	15	8	2	3	1	1	135

Edmonton Oilers 20 Goal Seasons

92 GOALS (1) (Oilers/NHL Record)

Wayne Gretzky# 1981-82

87 GOALS (1)

Wayne Gretzky# 1983-84

73 GOALS (1)

Wayne Gretzky# 1984-85

71 GOALS (2)

Wayne Gretzky# 1982-83

Jari Kurri 1984-85

68 GOALS (1)

Jari Kurri# 1985-86

62 GOALS (1)

Wayne Gretzky# 1986-87

55 GOALS (1)

Wayne Gretzky 1980-81

54 GOALS (3)

Glenn Anderson 1983-84

Glenn Anderson 1985-86

Jari Kurri 1986-87

52 GOALS (2)

Jari Kurri 1983-84

Wayne Gretzky 1985-86

51 GOALS (1)

Wayne Gretzky 1979-80

50 GOALS (1)

Mark Messier 1981-82

49 GOALS (1)

Jimmy Carson 1988-89

48 GOALS (3)

Glenn Anderson 1982-83

Mark Messier 1982-83

Paul Coffey (D) 1985-86

46 GOALS (1)

Blair MacDonald 1979-80

45 GOALS (2)

Jari Kurri 1982-83

Mark Messier 1989-90

44 GOALS (1)

Jari Kurri 1988-89

43 GOALS (3)

Mike Krushelnyski 1984-85

Jari Kurri 1987-88

Craig Simpson 1987-88

42 GOALS (1)

Glenn Anderson 1984-85

40 GOALS (3)

Paul Coffey (D) 1983-84

Wayne Gretzky 1987-88

Petr Klima 1990-91

39 GOALS (1)

Ryan Smyth 1996-97

38 GOALS (3)

Glenn Anderson 1981-82

Glenn Anderson 1987-88

Vincent Damphousse 1991-92

37 GOALS (4)

Mark Messier 1983-84

Paul Coffey (D) 1984-85

Mark Messier 1986-87

Mark Messier 1987-88

36 GOALS (1)

Ryan Smyth 2005-06

35 GOALS (4)

Mark Messier 1985-86

Glenn Anderson 1986-87

Craig Simpson 1988-89

Joe Murphy 1991-92

34 GOALS (2)

Esa Tikkanen 1986-87

Glenn Anderson 1989-90

33 GOALS (6)

Stan Weir 1979-80

Ken Linseman 1982-83

Mark Messier 1988-89

Jari Kurri 1989-90

Jason Arnott (R) 1993-94

Mike Comrie 2001-02

32 GOALS (5)

Jari Kurri (R) 1980-81

Jari Kurri 1981-82

Dave Lumley 1981-82

Petr Klima 1992-93

Andrei Kovalenko 1996-97

31 GOALS (4)

Esa Tikkanen	1988-89
Zdeno Ciger	1995-96
Ryan Smyth	2000-01
Ryan Smyth	2006-07

30 GOALS (4)

Glenn Anderson (R)	1980-81
Esa Tikkanen	1989-90
Craig Simpson	1990-91
Bill Guerin	1998-99

29 GOALS (3)

Paul Coffey (D)	1981-82
Paul Coffey (D)	1982-83
Craig Simpson	1989-90

28 GOALS (3)

Jason Arnott	1995-96
Ryan Smyth	1999-00
Anson Carter	2001-02

27 GOALS (6)

Pat Hughes	1983-84
Joe Murphy	1990-91
Esa Tikkanen	1990-91
Alex Selivanov	1999-00
Ryan Smyth	2002-03
Raffi Torres	2005-06

26 GOALS (2)

Mariusz Czerkawski	1996-97
Doug Weight	1997-98

25 GOALS (7)

Brett Callighen	1980-81
Pat Hughes	1982-83
Petr Klima	1989-90
Shayne Corson	1993-94
Doug Weight	1995-96
Doug Weight	2000-01
Anson Carter	2002-03

24 GOALS (7)

Pat Hughes	1981-82
Mark Napier	1985-86
Glenn Anderson	1990-91
Craig Simpson	1991-92
Craig Simpson	1992-93
Doug Weight	1993-94
Bill Guerin	1999-00

23 GOALS (10)

Brett Callighen	1979-80
Mark Messier	1980-81
Mark Messier	1984-85
Craig MacTavish	1985-86
Esa Tikkanen	1987-88
Scott Mellanby	1991-92
Ryan Smyth	2003-04
Dustin Penner	2007-08
Ales Hemsky	2008-09
Sheldon Sourary (D)	2008-09

22 GOALS (7)

Dave Hunter	1983-84
Willy Lindstrom	1983-84
Zdeno Ciger	1993-94
Mike York	2002-03
Shawn Horcoff	2005-06
Jarret Stoll	2005-06
Petr Sykora	2006-07

21 GOALS (8)

Matti Hagman	1981-82
Craig MacTavish	1988-89
Craig MacTavish	1989-90
Petr Klima	1991-92
Doug Weight	1996-97
Rem Murray	1998-99
Doug Weight	1999-00
Shawn Horcoff	2007-08

20 GOALS (18)

Dave Lumley (R)	1979-80
Matti Hagman	1980-81
Charlie Huddy (D)	1982-83
Craig MacTavish	1986-87
Mike Krushelnyski	1987-88
Martin Gellinas	1990-91
Kelly Buchberger	1991-92
Bernie Nicholls	1991-92
Anatoli Semenov	1991-92
David Oliver	1995-96
Ryan Smyth	1997-98
Mike Grier	1998-99
Mike Grier	2000-01
Mike Comrie	2002-03
Todd Marchant	2002-03
Ethan Moreau	2003-04
Raffi Torres	2003-04
Ales Hemsky	2007-08

(D) - Defenceman

(R) - Rookie

- NHL Leader

Edmonton Oilers Three-Or-More Goal Games 1979-80 to 2008-09

PLAYER	REGULAR SEASON				PLAYOFFS			OVERALL			
	3	4	5	TOTAL	3	4	TOTAL	3	4	5	TOTAL
Wayne Gretzky	30	9	4	43	5	2	7	35	11	4	50
Jari Kurri	18	1	1	20	5	2	7	23	3	1	27
Glenn Anderson	17	3	0	20	1	1	2	18	4	0	22
Mark Messier	10	3	0	13	2	1	3	12	4	0	18
Esa Tikkanen	5	0	0	5	3	0	3	8	0	0	8
Ryan Smyth	5	0	0	5	0	0	0	5	0	0	5
Paul Coffey	3	1	0	4	0	0	0	3	1	0	4
Petr Klima	3	0	0	3	1	0	1	4	0	0	4
Blair MacDonald	4	0	0	4	0	0	0	4	0	0	4
Alex Selivanov	2	1	0	3	0	0	0	2	1	0	3
Jason Arnott	2	0	0	2	0	0	0	2	0	0	2
Mariusz Czerkawski	2	0	0	2	0	0	0	2	0	0	2
Dave Lumley	2	0	0	2	0	0	0	2	0	0	2
Craig MacTavish	2	0	0	2	0	0	0	2	0	0	2
Joe Murphy	1	0	0	1	1	0	1	2	0	0	2
Craig Simpson	2	0	0	2	0	0	0	2	0	0	2
Doug Weight	1	0	0	1	1	0	1	2	0	0	2
Don Ashby	1	0	0	1	0	0	0	1	0	0	1
Marc-Andre Bergeron	1	0	0	1	0	0	0	1	0	0	1
Kelly Buchberger	1	0	0	1	0	0	0	1	0	0	1
Jimmy Carson	1	0	0	1	0	0	0	1	0	0	1
Erik Cole	1	0	0	1	0	0	0	1	0	0	1
Shayne Corson	1	0	0	1	0	0	0	1	0	0	1
Geoff Courtnall	1	0	0	1	0	0	0	1	0	0	1
Vincent Damphousse	0	1	0	1	0	0	0	0	1	0	1
Boyd Devereaux	1	0	0	1	0	0	0	1	0	0	1
Sam Gagner	1	0	0	1	0	0	0	1	0	0	1
Martin Gelinas	1	0	0	1	0	0	0	1	0	0	1
Adam Graves	1	0	0	1	0	0	0	1	0	0	1
Mike Grier	1	0	0	1	0	0	0	1	0	0	1
Brent Grieve	1	0	0	1	0	0	0	1	0	0	1
Dave Hannan	1	0	0	1	0	0	0	1	0	0	1
Shawn Horcoff	1	0	0	1	0	0	0	1	0	0	1
Pat Hughes	0	0	1	1	0	0	0	0	0	1	1
Mike Krushelnyski	1	0	0	1	0	0	0	1	0	0	1
Normand Lacombe	1	0	0	1	0	0	0	1	0	0	1
Georges Laraque	1	0	0	1	0	0	0	1	0	0	1
Willy Lindstrom	1	0	0	1	0	0	0	1	0	0	1
Ken Linseman	1	0	0	1	0	0	0	1	0	0	1
Ethan Moreau	1	0	0	1	0	0	0	1	0	0	1
Rem Murray	1	0	0	1	0	0	0	1	0	0	1
David Oliver	1	0	0	1	0	0	0	1	0	0	1
Fernando Pisani	1	0	0	1	0	0	0	1	0	0	1
Dave Semenko	1	0	0	1	0	0	0	1	0	0	1
Gord Sherven	1	0	0	1	0	0	0	1	0	0	1
Risto Siltanen	1	0	0	1	0	0	0	1	0	0	1
Bill Guerin	0	0	0	0	1	0	1	1	0	0	1
TOTALS	136	19	6	161	20	6	26	156	25	6	187

Active Oilers Three-Or-More Goal Games

REGULAR SEASON

	PLAYER	DATE	OPPONENT	GOALTENDER(S)
1	Sam Gagner	March 19, 2009	at Colorado	Peter Budaj
1	Shawn Horcoff	January 10, 2006	at Pittsburgh	Marc-Andre Fleury
1	Ethan Moreau	January 18, 2009	vs Phoenix	Ilya Bryzgalov (2), ENG (1)
1	Fernando Pisani	March 22, 2003	vs Washington	Olaf Kolzig

Edmonton Oilers All-Time Three-Or-More Goal Games

TOTAL: 161 (136 3-Goal Games, 19 4-Goal Games, 6 5-Goal Games)

NOTE: In the NO column, the first number indicates the number of hat tricks scored in that season and the second number indicates the player's career total.

PLAYER	NO	GOALS	DATE	OPPONENT	GOALTENDER(S)
1979-80 (7; 7 3-Goal Games)					
1. Blair MacDonald	1-1	3	October 19, 1979	vs Quebec	Michel Dion
2. Blair MacDonald	2-2	3	January 19, 1980	at Pittsburgh	Greg Millen
3. Blair MacDonald	3-3	3	January 26, 1980	vs Toronto	Paul Harrison (2), Vincent Tremblay (1)
4. Wayne Gretzky	1-1	3	February 1, 1980	vs Winnipeg	Pierre Hamel (2), Markus Mattsson (1)
5. Blair MacDonald	4-4	3	February 15, 1980	vs Washington	Wayne Stephenson
6. Wayne Gretzky	2-2	3	March 21, 1980	vs Pittsburgh	Greg Millen
7. Don Ashby	1-1	3	March 29, 1980	at Toronto	Mike Palmateer
1980-81 (12; 10 3-Goal Games, 1 4-Goal Game, 1 5-Goal Game)					
8. Dave Semenko	1-1	3	October 19, 1980	at NY Rangers	Wayne Thomas (2), ENG (1)
9. Jari Kurri	1-1	3	November 26, 1980	vs Chicago	Tony Esposito
10. Wayne Gretzky	1-3	3	December 23, 1980	at Los Angeles	Doug Keans
11. Jari Kurri	2-2	3	January 11, 1981	at Quebec	Ron Grahame
12. Jari Kurri	3-3	3	January 28, 1981	vs Montreal	Richard Sevigny
13. Wayne Gretzky	2-4	3	February 6, 1981	vs Winnipeg	Pierre Hamel
14. Wayne Gretzky	3-5	5	February 18, 1981	vs St. Louis	Mike Liut (3), Ed Staniowski (2)
15. Glenn Anderson	1-1	3	February 21, 1981	at Winnipeg	Markus Mattsson
16. Wayne Gretzky	4-6	4	March 7, 1981	at Philadelphia	Rick St. Croix
17. Mark Messier	1-1	3	March 16, 1981	vs Pittsburgh	Greg Millen
18. Glenn Anderson	2-2	3	March 25, 1981	at Hartford	Mike Veisor (2), ENG (1)
19. Risto Siltanen	1-1	3	April 4, 1981	vs Winnipeg	Markus Mattsson
1981-82 (14; 10 3-Goal Games, 3 4-Goal Games, 1 5-Goal Game)					
20. Wayne Gretzky	1-7	4	October 31, 1981 Michel Plasse (3)	vs Quebec	Dan Bouchard (1),
21. Glenn Anderson	1-3	3	November 23, 1981	vs Detroit	Gilles Gilbert
22. Wayne Gretzky	2-8	4	November 25, 1981	vs Los Angeles	Jim Rutherford
23. Mark Messier	1-2	3	December 2, 1981	at Quebec	Dan Bouchard
24. Wayne Gretzky	3-9	3	December 19, 1981	vs Minnesota	Gilles Meloche
25. Dave Lumley	1-1	3	December 19, 1981 ENG (1)	vs Minnesota	Gilles Meloche (2),
26. Wayne Gretzky	4-10	4	December 27, 1981	vs Los Angeles	Mario Lessard
27. Wayne Gretzky	5-11	5	December 30, 1981	vs Philadelphia	Pete Peeters (4), ENG (1)
28. Wayne Gretzky	6-12	3	January 20, 1982	vs St. Louis	Gary Edwards
29. Wayne Gretzky	7-13	3	January 31, 1982	vs Philadelphia	Rick St. Croix
30. Mark Messier	2-3	3	February 17, 1982	vs Minnesota	Don Beaupre
31. Wayne Gretzky	8-14	3	February 19, 1982	vs Hartford	Greg Millen
32. Wayne Gretzky	9-15	3	February 24, 1982	at Buffalo	Don Edwards
33. Wayne Gretzky	10-16	3	March 17, 1982	vs Pittsburgh	Michel Dion
1982-83 (10; 9 3-Goal Games, 1 4-Goal Game)					
34. Wayne Gretzky	1-17	3	November 21, 1982	vs Quebec	Clint Malarchuk
35. Paul Coffey	1-1	3	December 11, 1982	at Minnesota	Don Beaupre
36. Jari Kurri	1-4	3	December 17, 1982	vs New Jersey	Glenn Resch (2), Shawn McKenzie (1)
37. Mark Messier	1-4	4	December 19, 1982	vs Montreal	Richard Sevigny (3), ENG (1)
38. Glenn Anderson	1-4	3	December 22, 1982	vs Minnesota	Don Beaupre
39. Glenn Anderson	2-5	3	January 7, 1983	vs Pittsburgh	Denis Herron
40. Mark Messier	2-5	3	January 19, 1983	vs Vancouver	Richard Brodeur
41. Ken Linseman	1-1	3	February 19, 1983	at Pittsburgh	Denis Herron (2), Nick Ricci (1)
42. Jari Kurri	2-5	3	March 5, 1983	at Toronto	Mike Palmateer
43. Wayne Gretzky	2-18	3	March 8, 1983	at Hartford	Mike Veisor

PLAYER	NO	GOALS	DATE	OPPONENT	GOALTENDER(S)
1983-84 (21; 14 3-Goal Games, 5 4-Goal Games, 2 5-Goal Games)					
44. Wayne Gretzky	1-19	4	November 6, 1983 ENG (1)	at Winnipeg	Doug Soetaert (3),
45. Wayne Gretzky	2-20	3	November 12, 1983	at Detroit	Greg Stefan
46. Jari Kurri	1-6	5	November 19, 1983	vs New Jersey	Ron Low (2), Glenn Resch (3)
47. Wayne Gretzky	3-21	3	November 19, 1983	vs New Jersey	Ron Low (2), Glenn Resch (1)
48. Willy Lindstrom	1-1	3	November 19, 1983	vs New Jersey	Ron Low
49. Glenn Anderson	1-6	3	December 3, 1983	vs Los Angeles	Gary Laskowski
50. Wayne Gretzky	4-22	3	December 14, 1983	at NY Rangers	Glen Hanlon
51. Wayne Gretzky	5-23	3	December 21, 1983 ENG (1)	vs Winnipeg	Brian Hayward (2),
52. Wayne Gretzky	6-24	4	January 4, 1984	vs Minnesota	Don Beaupre (2), Gilles Meloche (2)
53. Jari Kurri	2-7	3	January 4, 1984	vs Minnesota	Don Beaupre (2), Gilles Meloche (1)
54. Wayne Gretzky	7-25	3	January 7, 1984	vs Hartford	Greg Millen (2), ENG (1)
55. Wayne Gretzky	8-26	3	January 18, 1984	vs Vancouver	Richard Brodeur
56. Pat Hughes	1-1	5	February 3, 1984	vs Calgary	Reggie Lemelin (3), Don Edwards (2)
57. Wayne Gretzky	9-27	4	February 21, 1984	at St. Louis	Mike Liut
58. Wayne Gretzky	10-28	4	February 22, 1984	at Pittsburgh	Roberto Romano
59. Mark Messier	1-6	3	February 25, 1984	vs Toronto	Allan Bester
60. Jari Kurri	3-8	3	March 7, 1984	vs Chicago	Murray Bannerman
61. Jari Kurri	4-9	3	March 11, 1984	vs Vancouver	John Garrett
62. Mark Messier	2-7	3	March 11, 1984	vs Vancouver	John Garrett
63. Glenn Anderson	2-7	3	March 17, 1984	vs Los Angeles	Markus Mattsson
64. Glenn Anderson	3-8	4	March 21, 1984	vs Hartford	Greg Millen (3), ENG (1)
1984-85 (18; 16 3-Goal Games, 1 4-Goal Game, 1 5-Goal Game)					
65. Gord Sherven	1-1	3	October 14, 1984	vs Quebec	Richard Sevigny
66. Wayne Gretzky	1-29	3	October 18, 1984	at Minnesota	Don Beaupre
67. Jari Kurri	1-10	3	October 19, 1984	at Winnipeg	Brian Hayward
68. Glenn Anderson	1-9	3	November 2, 1984	vs Chicago	Murray Bannerman
69. Jari Kurri	2-11	3	November 9, 1984	at Washington	Pat Riggin
70. Wayne Gretzky	2-30	3	November 27, 1984	at Toronto	Ken Wregget
71. Jari Kurri	3-12	3	December 5, 1984	vs NY Islanders	Billy Smith
72. Wayne Gretzky	3-31	5	December 15, 1984	at St. Louis	Rick Wamsley (4), Mike Liut (1)
73. Paul Coffey	1-2	4	December 26, 1984	at Calgary	Reggie Lemelin
74. Wayne Gretzky	4-32	3	December 29, 1984	vs Detroit	Corrado Micalaf
75. Wayne Gretzky	5-33	3	January 26, 1985	vs Pittsburgh	Denis Herron
76. Jari Kurri	4-13	3	January 29, 1985	at Calgary	Don Edwards
77. Mike Krushelnyski	1-1	3	February 2, 1985	vs NY Rangers	Glen Hanlon
78. Glenn Anderson	2-10	3	February 19, 1985	at Toronto	Ken Wregget (2), Tim Bernhardt (2)
79. Jari Kurri	5-14	3	February 19, 1985	at Toronto	Ken Wregget (2), Tim Bernhardt (1)
80. Glenn Anderson	3-11	3	March 20, 1985	vs Chicago	Warren Skorodenski
81. Paul Coffey	2-3	3	March 31, 1985	at Chicago	Warren Skorodenski
82. Wayne Gretzky	6-34	3	April 2, 1985	at Los Angeles	Bob Janecyk
1985-86 (14; 13 3-Goal Games, 1 4-Goal Game)					
83. Glenn Anderson	1-12	3	October 28, 1985	at Calgary	Reggie Lemelin
84. Wayne Gretzky	1-35	3	November 3, 1985	vs Toronto	Tim Bernhardt
85. Dave Lumley	1-2	3	November 8, 1985	vs Vancouver	Frank Caprice
86. Craig MacTavish	1-1	3	December 1, 1985	vs Calgary	Reggie Lemelin
87. Jari Kurri	1-15	3	December 7, 1985	vs Minnesota	Don Beaupre (1), Jon Casey (2)
88. Glenn Anderson	2-13	3	December 11, 1985	at Chicago	Murray Bannerman
89. Jari Kurri	2-16	3	December 11, 1985 (1), Bob Sauve (2)	at Chicago	Murray Bannerman
90. Paul Coffey	1-4	3	December 20, 1985	vs Los Angeles	Darren Eliot
91. Jari Kurri	3-17	4	December 20, 1985	vs Los Angeles	Darren Eliot
92. Wayne Gretzky	2-36	3	December 31, 1985	vs Philadelphia	Bob Froese

	PLAYER	NO	GOALS	DATE	OPPONENT	GOALTENDER(S)
93.	Wayne Gretzky	3-37	3	January 8, 1986	at Toronto	Tim Bernhardt
94.	Mark Messier	1-8	3	February 26, 1986	at Winnipeg	Brian Hayward
95.	Glenn Anderson	3-14	3	March 9, 1986	at Los Angeles	Rollie Melanson
96.	Glenn Anderson	4-15	3	March 14, 1986	vs Detroit	Greg Stefan (2), Eddie Mio (1)
1986-87 (7; 6 3-Goal Games, 1 4-Goal Game)						
97.	Esa Tikkanen	1-1	3	October 15, 1986	vs Quebec	Clint Malarchuk
98.	Jari Kurri	1-18	3	October 17, 1986	vs Detroit	Greg Stefan
99.	Wayne Gretzky	1-38	3	October 24, 1986	vs Boston	Pat Riggan (2), Doug Keans (1)
100.	Wayne Gretzky	2-39	3	November 22, 1986	vs Vancouver	Troy Gamble (2), ENG (1)
101.	Esa Tikkanen	1-2	3	November 24, 1986	at Calgary	Mike Vernon
102.	Wayne Gretzky	3-40	3	December 10, 1986	at Winnipeg	Daniel Berthiaume
103.	Wayne Gretzky	4-41	4	December 17, 1986	vs Quebec	Richard Sevigny
1987-88 (10; 8 3-Goal Games, 1 4-Goal Game, 1 5-Goal Game)						
104.	Glenn Anderson	1-16	3	October 11, 1987	at Los Angeles	Rollie Melanson (2), Glenn Healy (1)
105.	Glenn Anderson	2-17	3	October 16, 1987	at Calgary	Mike Vernon (2), ENG (1)
106.	Wayne Gretzky	1-42	3	November 4, 1987	vs NY Rangers	John Vanbiesbrouck
107.	Craig Simpson	1-1	3	December 2, 1987	at Detroit	Glen Hanlon
108.	Wayne Gretzky	2-43	5	December 6, 1987	vs Minnesota	Don Beaupre (4), Kari Takko (1)
109.	Dave Hannan	1-1	3	January 25, 1988	at Pittsburgh	Frank Pietrangelo
110.	Esa Tikkanen	1-3	3	February 3, 1988	vs New Jersey	Alain Chevrier
111.	Mark Messier	1-9	3	February 14, 1988	vs Vancouver	Frank Caprice
112.	Glenn Anderson	3-18	4	March 4, 1988	vs Philadelphia	Mark LaForest
113.	Geoff Courtnall	1-1	3	March 15, 1988	vs Buffalo	Jacques Cloutier
1988-89 (7; 5 3-Goal Games, 2 4-Goal Games)						
114.	Jari Kurri	1-19	3	November 8, 1988	at Pittsburgh	Steve Guenette
115.	Esa Tikkanen	1-4	3	November 12, 1988	at Toronto	Allan Bester
116.	Glenn Anderson	1-19	4	November 19, 1988	vs Toronto	Ken Wregget
117.	Jimmy Carson	1-1	3	December 4, 1988	vs NY Rangers	Bob Froese
118.	Jari Kurri	2-20	3	December 7, 1988	vs Quebec	Mario Gosselin
119.	Mark Messier	1-10	4	February 21, 1989	vs Hartford	Mike Liut (3), ENG (1)
120.	Craig Simpson	1-2	3	February 25, 1989	vs St. Louis	Greg Millen
1989-90 (7; 6 3-Goal Games, 1 4-Goal Game)						
121.	Mark Messier	1-11	3	November 21, 1989	vs Vancouver	Kirk McLean
122.	Normand Lacombe	1-1	3	November 25, 1989	at NY Islanders	Glenn Healy
123.	Glenn Anderson	1-20	3	December 2, 1989	vs Minnesota	Jon Casey (2), Kari Takko (1)
124.	Adam Graves	1-1	3	December 17, 1989	at Chicago	Alain Chevrier
125.	Mark Messier	2-12	3	January 17, 1990	vs Winnipeg	Bob Essensa
126.	Mark Messier	3-13	4	March 3, 1990	vs Philadelphia	Ron Hextall
127.	Martin Gellinas	1-1	3	March 4, 1990	vs Vancouver	Kirk McLean (2), ENG (1)
1990-91 (5; 5 3-Goal Games)						
128.	Esa Tikkanen	1-5	3	October 14, 1990	at Vancouver	Troy Gamble
129.	Craig MacTavish	1-2	3	December 22, 1990	at Calgary	Mike Vernon
130.	Petr Klima	1-1	3	January 30, 1991	vs Vancouver	Kirk McLean
131.	Petr Klima	2-2	3	February 5, 1991	at Boston	Norm Foster
132.	Petr Klima	3-3	3	March 31, 1991	vs Winnipeg	Rick Tabaracci
1991-92 (2; 1 3-Goal Game, 1 4-Goal Game)						
133.	Vincent Damphousse	1-1	4	December 14, 1991	vs Winnipeg	Stephane Beauregard
134.	Joe Murphy	1-1	3	January 13, 1992	at Minnesota	Jon Casey
1992-93 (1; 1 3-Goal Game)						
135.	Kelly Buchberger	1-1	3	January 31, 1993	at Buffalo	Tom Draper
1993-94 (2; 2 3-Goal Games)						
136.	Shayne Corson	1-1	3	November 15, 1993	at Toronto	Felix Potvin
137.	Brent Grieve	1-1	3	February 25, 1994	vs Los Angeles	Robb Stauber

PLAYER	NO	GOALS	DATE	OPPONENT	GOALTENDER(S)
1994-95 (2; 2 3-Goal Games)					
138. Jason Arnott	1-1	3	March 20, 1995	vs Calgary	Andrei Trefilov
139. David Oliver	1-1	3	March 22, 1995	at Dallas	Andy Moog
1995-96 (2; 2 3-Goal Games)					
140. Doug Weight	1-1	3	November 20, 1995	vs Colorado	Stephane Fiset
141. Jason Arnott	1-2	3	March 23, 1996	at Montreal	Jocelyn Thibault
1996-97 (4; 4 3-Goal Games)					
142. Ryan Smyth	1-1	3	October 8, 1996	at Toronto	Felix Potvin (2), ENG (1)
143. Rem Murray	1-1	3	October 24, 1996 Byron Dafee (1)	at Los Angeles	Stephane Fiset (2),
144. Mariusz Czerkawski	1-1	3	November 7, 1996	vs Boston	Scott Bailey
145. Mariusz Czerkawski	2-2	3	February 19, 1997	vs Toronto	Felix Potvin
1997-98 (0; None)					
1998-99 (2; 2 3-Goal Games)					
146. Alexander Selivanov	1-1	3	February 17, 1999	at Anaheim	Guy Hebert (2), Dominic Roussel (1)
147. Mike Grier	1-1	3	March 20, 1999	vs Vancouver	Garth Snow
1999-00 (5; 4 3-Goal Games, 1 4-Goal Game)					
148. Alexander Selivanov	1-2	4	November 14, 1999	at Chicago	Steve Passmore
149. Georges Laraque	1-1	3	February 21, 2000	vs Los Angeles	Stephane Fiset
150. Ryan Smyth	1-2	3	March 13, 2000	at Atlanta	Norm Maracle
151. Boyd Devereaux	1-1	3	March 17, 2000	vs Ottawa	Patrick Lalime
152. Alexander Selivanov	2-3	3	April 8, 2000	at Calgary	Fred Brathwaite (1), Grant Fuhr (1), ENG (1)
2000-01 (2; 2 3-Goal Games)					
153. Ryan Smyth	1-3	3	November 14, 2000	vs St. Louis	Roman Turek (2), ENG (1)
154. Ryan Smyth	2-4	3	January 13, 2001 ENG (1)	vs Ottawa	Patrick Lalime (2),
2001-02 (0; None)					
2002-03 (1; 1 3-Goal Game)					
155. Fernando Pisani	1-1	3	March 22, 2003	vs Washington	Olaf Kolzig
2003-04 (0; None)					
2005-06 (2; 2 3-Goal Games)					
156. Shawn Horcoff	1-1	3	January 10, 2006	at Pittsburgh	Marc-Andre Fleury
157. Marc-Andre Bergeron	1-1	3	January 14, 2006	vs Ottawa	Dominik Hasek
2006-07 (1; 1 3-Goal Game)					
158. Ryan Smyth	1-5	3	October 12, 2006	vs San Jose	Evgeni Nabokov
2007-08 (0; None)					
2008-09 (3; 3 3-Goal Games)					
159. Erik Cole	1-1	3	January 13, 2009	at Washington	Jose Theodore (2), ENG (1)
160. Ethan Moreau	1-1	3	January 18, 2009	vs Phoenix	Ilya Bryzgalov (2), ENG (1)
161. Sam Gagner	1-1	3	March 19, 2009	at Colorado	Peter Budaj

Edmonton Oilers All-Time Regular Season Goaltending Records (1979-80 to 2008-09)

GOALTENDER	GPI	MINS	GA	EN	SO	GAA.	W-L-T	PCT.
Marco Baron	1	33	2	0	0	3.64	0-1-0	.000
Fred Brathwaite	40	1876	110	2	0	3.52	5-17-4	.269
Ty Conklin	60	3156	131	5	2	2.49	27-19-5	.578
Jim Corsi	26	1366	83	3	0	3.65	8-14-3	.380
Wayne Cowley	1	57	3	0	0	3.16	0-1-0	.000
Don Cutts	6	269	16	1	0	3.57	1-2-1	.375
Jeff Deslauriers	10	540	30	0	0	3.33	4-3-0	.571
Dave Dryden	14	744	53	2	0	4.27	2-7-3	.292
Bob Dupuis	1	60	4	1	0	4.00	0-1-0	.000
Gary Edwards	15	729	44	0	0	3.62	5-3-4	.583
Bob Essensa	74	3784	172	7	1	2.73	22-28-7	.447
Randy Exelby	1	60	5	1	0	5.00	0-1-0	.000
Norm Foster	10	439	20	0	0	2.73	5-3-0	.625
Grant Fuhr	423	23910	1470	20	9	3.69	226-117-54	.637
Joaquin Gage	23	1076	67	2	0	3.74	4-12-1	.265
Mathieu Garon	62	3473	161	6	4	2.78	32-26-1	.551
Mike Greenlay	2	20	4	0	0	12.00	0-0-0	-
Peter Ing	12	463	33	1	0	4.28	3-4-0	.429
Curtis Joseph	177	10168	492	13	14	2.90	76-76-20	.500
Peter LoPresti	2	105	8	1	0	4.57	0-1-0	.000
Ron Low	67	3570	240	5	0	4.03	30-23-5	.560
Jussi Markkanen	102	5365	244	8	5	2.73	35-35-14	.500
Lindsay Middlebrook	1	60	3	0	0	3.00	1-0-0	1.000
Mike Minard	1	60	3	0	0	3.00	1-0-0	1.000
Eddie Mio	77	4104	275	6	1	4.02	25-28-14	.478
Andy Moog	235	12901	777	10	4	3.61	143-53-21	.707
Mike Morrison	21	892	42	0	0	2.83	10-4-2	.688
Steve Passmore	6	362	17	1	0	2.82	1-4-1	.250
Bill Ranford	449	25004	1463	30	8	3.51	167-193-54	.469
Daryl Reaugh	7	236	19	1	0	4.83	1-2-0	.333
Eldon Reddick	13	724	40	2	0	3.31	5-6-2	.462
Dwayne Roloson	193	11032	512	19	6	2.78	78-82-24	.489
Dominic Roussel	8	348	21	1	0	3.62	1-4-0	.200
Tommy Salo	334	19564	796	15	23	2.44	147-128-51	.529
Mikhail Shtalenkov	34	1819	81	2	3	2.67	12-17-3	.422
Warren Skorodenski	3	61	7	0	0	6.89	0-0-0	-
Kari Tako	11	529	37	0	0	4.20	4-4-0	.500
Ron Tugnutt	29	1462	103	2	0	4.23	10-13-2	.440
Stephen Valiquette	1	14	2	0	0	8.57	0-0-0	-
Mike Zanier	3	185	12	0	0	3.89	1-1-1	.500
EDMONTON TOTALS	2322	141,030	7769	165	81	3.31	1092-904-326	.540

Edmonton Oilers Career Goaltending Leaders – 1979-80 to 2008-09

GAMES PLAYED

Bill Ranford	449
Grant Fuhr	423
Tommy Salo	334
Andy Moog	235
Dwayne Roloson	193
Curtis Joseph	177
Jussi Markkanen	102
Eddie Mio	77
Bob Essensa	74
Ron Low	67

MINUTES PLAYED

Bill Ranford	25004
Grant Fuhr	23910
Tommy Salo	19564
Andy Moog	12901
Dwayne Roloson	11032
Curtis Joseph	10168
Jussi Markkanen	5365
Eddie Mio	4104
Bob Essensa	3784
Ron Low	3570

GOALS AGAINST

Grant Fuhr	1470
Bill Ranford	1463
Tommy Salo	796
Andy Moog	777
Dwayne Roloson	512
Curtis Joseph	492
Eddie Mio	275
Jussi Markkanen	244
Ron Low	240
Bob Essensa	172

SHUTOUTS

Tommy Salo	23
Curtis Joseph	14
Grant Fuhr	9
Bill Ranford	8
Dwayne Roloson	6
Jussi Markkanen	5
Mathieu Garon	4
Andy Moog	4
Mikhail Shtalenkov	3
Ty Conklin	2
Bob Essensa	1
Eddie Mio	1
Moog/Fuhr	1

GOALS AGAINST AVERAGE

(Minimum 1000 Minutes)

Tommy Salo	2.44
Ty Conklin	2.49
Mikhail Shtalenkov	2.67
Bob Essensa	2.73
Jussi Markkanen	2.73
Mathieu Garon	2.78
Dwayne Roloson	2.78
Curtis Joseph	2.90
Bill Ranford	3.51
Fred Brathwaite	3.52
Andy Moog	3.61

WINS

Grant Fuhr	226
Bill Ranford	167
Tommy Salo	147
Andy Moog	143
Dwayne Roloson	78
Curtis Joseph	76
Jussi Markkanen	35
Mathieu Garon	32
Ron Low	30
Ty Conklin	27

LOSSES

Bill Ranford	193
Tommy Salo	128
Grant Fuhr	117
Dwayne Roloson	82
Curtis Joseph	76
Andy Moog	53
Jussi Markkanen	35
Bob Essensa	28
Eddie Mio	28
Mathieu Garon	26
Ron Low	23

TIES

Grant Fuhr	54
Bill Ranford	54
Tommy Salo	51
Andy Moog	21
Curtis Joseph	20
Eddie Mio	14
Bob Essensa	7
Jussi Markkanen	7
Ron Low	5
Fred Brathwaite	4
Ty Conklin	4
Gary Edwards	4

WINNING PERCENTAGE

(Minimum 25 Decisions)

Andy Moog	.707
Grant Fuhr	.637
Ty Conklin	.578
Ron Low	.560
Mathieu Garon	.551
Tommy Salo	.529
Curtis Joseph	.500
Jussi Markkanen	.500
Dwayne Roloson	.489
Eddie Mio	.478
Bill Ranford	.469

Edmonton Oilers Yearly Goaltending Leaders (1979-80 to 2008-09)

GAMES PLAYED

SEASON	PLAYER	NO
1979-80	Ed Mio	34
1980-81	Ed Mio	43
1981-82	Grant Fuhr	48
1982-83	Andy Moog	50
1983-84	Grant Fuhr	45
1984-85	Grant Fuhr	46
1985-86	Andy Moog	47
1986-87	Andy Moog	46
1987-88	Grant Fuhr	75
1988-89	Grant Fuhr	59
1989-90	Bill Ranford	56
1990-91	Bill Ranford	60
1991-92	Bill Ranford	67
1992-93	Bill Ranford	67
1993-94	Bill Ranford	71
1994-95	Bill Ranford	40
1995-96	Bill Ranford	37
1996-97	Curtis Joseph	72
1997-98	Curtis Joseph	71
1998-99	Bob Essensa	39
1999-00	Tommy Salo	70
2000-01	Tommy Salo	73
2001-02	Tommy Salo	69
2002-03	Tommy Salo	65
2003-04	Tommy Salo	44
2004-05	No Season - NHL Lockout	
2005-06	Jussi Markkanen	37
2006-07	Dwayne Roloson	68
2007-08	Mathieu Garon	47
2008-09	Dwayne Roloson	63

MINUTES PLAYED

SEASON	PLAYER	NO
1979-80	Ed Mio	1711
1980-81	Ed Mio	2393
1981-82	Grant Fuhr	2847
1982-83	Andy Moog	2833
1983-84	Grant Fuhr	2625
1984-85	Grant Fuhr	2559
1985-86	Andy Moog	2664
1986-87	Andy Moog	2461
1987-88	Grant Fuhr	4304
1988-89	Grant Fuhr	3341
1989-90	Bill Ranford	3107
1990-91	Bill Ranford	3415
1991-92	Bill Ranford	3822
1992-93	Bill Ranford	3753
1993-94	Bill Ranford	4070
1994-95	Bill Ranford	2203
1995-96	Bill Ranford	2015
1996-97	Curtis Joseph	4100
1997-98	Curtis Joseph	4132
1998-99	Bob Essensa	2091
1999-00	Tommy Salo	4164
2000-01	Tommy Salo	4364
2001-02	Tommy Salo	4035
2002-03	Tommy Salo	3814
2003-04	Tommy Salo	2487
2004-05	No Season - NHL Lockout	
2005-06	Jussi Markkanen	2016
2006-07	Dwayne Roloson	3932
2007-08	Mathieu Garon	2658
2008-09	Dwayne Roloson	3597

WINS

SEASON	PLAYER	NO
1979-80	Ed Mio	9
1980-81	Ed Mio	16
1981-82	Grant Fuhr	28
1982-83	Andy Moog	33
1983-84	Grant Fuhr	30
1984-85	Grant Fuhr	26
1985-86	Grant Fuhr	29
1986-87	Andy Moog	28
1987-88	Grant Fuhr	40
1988-89	Grant Fuhr	23
1989-90	Bill Ranford	24
1990-91	Bill Ranford	27
1991-92	Bill Ranford	27
1992-93	Bill Ranford	17
1993-94	Bill Ranford	22
1994-95	Bill Ranford	15
1995-96	Curtis Joseph	15
1996-97	Curtis Joseph	32
1997-98	Curtis Joseph	29
1998-99	Bob Essensa, Mikhail Shtalenkov	12
1999-00	Tommy Salo	27
2000-01	Tommy Salo	36
2001-02	Tommy Salo	30
2002-03	Tommy Salo	29
2003-04	Ty Conklin, Tommy Salo	17
2004-05	No Season - NHL Lockout	
2005-06	Jussi Markkanen	15
2006-07	Dwayne Roloson	27
2007-08	Mathieu Garon	26
2008-09	Dwayne Roloson	28

LOSSES

SEASON	PLAYER	NO
1979-80	Jim Corsi	14
1980-81	Ed Mio	15
1981-82	Ron Low	7
1982-83	Grant Fuhr	12
1983-84	Grant Fuhr	10
1984-85	Andy Moog	9
1985-86	Andy Moog	9
1986-87	Grant Fuhr	13
1987-88	Grant Fuhr	24
1988-89	Grant Fuhr	26
1989-90	Bill Ranford	16
1990-91	Bill Ranford	27
1991-92	Bill Ranford	26
1992-93	Bill Ranford	38
1993-94	Bill Ranford	34
1994-95	Bill Ranford	20
1995-96	Bill Ranford	18
1996-97	Curtis Joseph	29
1997-98	Curtis Joseph	31
1998-99	Mikhail Shtalenkov	17
1999-00	Tommy Salo	28
2000-01	Tommy Salo	25
2001-02	Tommy Salo	28
2002-03	Tommy Salo	27
2003-04	Tommy Salo	18
2004-05	No Season - NHL Lockout	
2005-06	Jussi Markkanen	12
2006-07	Dwayne Roloson	34
2007-08	Mathieu Garon	18
2008-09	Dwayne Roloson	24

TIES/OVERTIME LOSSES

Ties – 1979-80 to 2004-05

Overtime Losses – 2005-06 to 2007-08

SEASON	PLAYER	NO
1979-80	Ed Mio	5
1980-81	Ed Mio	9
1981-82	Grant Fuhr	14
1982-83	Andy Moog	7
1983-84	Grant Fuhr	4
1984-85	Grant Fuhr	7
1985-86	Andy Moog	7
1986-87	Grant Fuhr, Andy Moog	3
1987-88	Grant Fuhr	9
1988-89	Grant Fuhr	6
1989-90	Bill Ranford	9
1990-91	Grant Fuhr, Bill Ranford	3
1991-92	Bill Ranford	10
1992-93	Bill Ranford	6
1993-94	Bill Ranford	11
1994-95	Bill Ranford	3
1995-96	Bill Ranford	5
1996-97	Curtis Joseph	9
1997-98	Curtis Joseph	9
1998-99	Bob Essensa	6
1999-00	Tommy Salo	13
2000-01	Tommy Salo	12
2001-02	Tommy Salo	10
2002-03	Tommy Salo	8
2003-04	Tommy Salo	6
2004-05	No Season - NHL Lockout	
2005-06	Jussi Markkanen	6
2006-07	Dwayne Roloson	6
2007-08	Dwayne Roloson	5
2008-09	Dwayne Roloson	9

SHUTOUTS

SEASON	PLAYER	NO
1979-80	Ed Mio	1
1980-81	None	0
1981-82	None	0
1982-83	Andy Moog	1
1983-84	Grant Fuhr, Andy Moog	1
1984-85	Grant Fuhr, Andy Moog	1
1985-86	Andy Moog	1
1986-87	None	0
1987-88	Grant Fuhr	4
1988-89	Grant Fuhr, Bill Ranford	1
1989-90	Grant Fuhr, Bill Ranford	1
1990-91	Grant Fuhr	1
1991-92	Bill Ranford	1
1992-93	Bill Ranford	1
1993-94	Bill Ranford	1
1994-95	Bill Ranford	2
1995-96	Bill Ranford	1
1996-97	Curtis Joseph	6
1997-98	Curtis Joseph	8
1998-99	Mikhail Shtalenkov	3
1999-00	Tommy Salo	2
2000-01	Tommy Salo	8
2001-02	Tommy Salo	6
2002-03	Tommy Salo	4
2003-04	Tommy Salo	3
2004-05	No Season - NHL Lockout	
2005-06	Ty Conklin, Dwayne Roloson	1
2006-07	Dwayne Roloson	4
2007-08	Mathieu Garon	4
2008-09	Dwayne Roloson	1

GOALS AGAINST

SEASON	PLAYER	NO
1979-80	Ed Mio	120
1980-81	Ed Mio	155
1981-82	Grant Fuhr	157
1982-83	Andy Moog	167
1983-84	Grant Fuhr	171
1984-85	Grant Fuhr	165
1985-86	Andy Moog	164
1986-87	Andy Moog	144
1987-88	Grant Fuhr	246
1988-89	Grant Fuhr	213
1989-90	Bill Ranford	165
1990-91	Bill Ranford	182
1991-92	Bill Ranford	228
1992-93	Bill Ranford	240
1993-94	Bill Ranford	236
1994-95	Bill Ranford	133
1995-96	Bill Ranford	128
1996-97	Curtis Joseph	200
1997-98	Curtis Joseph	181
1998-99	Bob Essensa	96
1999-00	Tommy Salo	162
2000-01	Tommy Salo	179
2001-02	Tommy Salo	149
2002-03	Tommy Salo	172
2003-04	Tommy Salo	107
2004-05	No Season - NHL Lockout	
2005-06	Jussi Markkanen	105
2006-07	Dwayne Roloson	180
2007-08	Dwayne Roloson	119
2008-09	Dwayne Roloson	166

EMPTY NET GOALS

SEASON	PLAYER	NO
1979-80	Jim Corsi	3
1980-81	Ed Mio	4
1981-82	Grant Fuhr, Ron Low, Andy Moog	2
1982-83	Grant Fuhr	4
1983-84	Grant Fuhr, Andy Moog	2
1984-85	Grant Fuhr, Andy Moog, Daryl Reaugh	1
1985-86	Andy Moog	2
1986-87	Andy Moog	2
1987-88	Grant Fuhr	5
1988-89	Grant Fuhr	4
1989-90	Bill Ranford	5
1990-91	Bill Ranford	5
1991-92	Bill Ranford	5
1992-93	Bill Ranford, Ron Tugnutt	2
1993-94	Bill Ranford	8
1994-95	Bill Ranford	2
1995-96	Curtis Joseph	4
1996-97	Bob Essensa, Curtis Joseph	3
1997-98	Curtis Joseph	6
1998-99	Bob Essensa, Mikhail Shtalenkov	2
1999-00	None	0
2000-01	Tommy Salo	5
2001-02	Tommy Salo	5
2002-03	Tommy Salo	4
2003-04	Ty Conklin	2
2004-05	No Season - NHL Lockout	
2005-06	Ty Conklin	3
2006-07	Dwayne Roloson	9
2007-08	Mathieu Garon, Dwayne Roloson	5
2008-09	Dwayne Roloson	4

GOALS AGAINST AVERAGE*(Minimum 25 games played)*

SEASON	PLAYER	GAA.
1979-80	Jim Corsi	3.65
1980-81	Ed Mio	3.89
1981-82	Grant Fuhr	3.31
1982-83	Andy Moog	3.54
1983-84	Andy Moog	3.77
1984-85	Andy Moog	3.30
1985-86	Andy Moog	3.69
1986-87	Grant Fuhr	3.44
1987-88	Grant Fuhr	3.43
1988-89	Bill Ranford	3.50
1989-90	Bill Ranford	3.19
1990-91	Bill Ranford	3.20
1991-92	Bill Ranford	3.58
1992-93	Bill Ranford	3.84
1993-94	Bill Ranford	3.48
1994-95	Bill Ranford	3.62
1995-96	Curtis Joseph	3.44
1996-97	Curtis Joseph	2.93
1997-98	Curtis Joseph	2.63
1998-99	Mikhail Shtalenkov	2.67
1999-00	Tommy Salo	2.33
2000-01	Tommy Salo	2.46
2001-02	Tommy Salo	2.22
2002-03	Tommy Salo	2.71
2003-04	Ty Conklin	2.42
2004-05	No Season - NHL Lockout	
2005-06	Jussi Markkanen	3.13
2006-07	Dwayne Roloson	2.75
2007-08	Mathieu Garon	2.66
2008-09	Dwayne Roloson	2.77

SHOTS AGAINST

SEASON	PLAYER	NO
1979-80	—	—
1980-81	—	—
1981-82	—	—
1982-83	Andy Moog	1531
1983-84	Grant Fuhr	1463
1984-85	Grant Fuhr	1426
1985-86	Andy Moog	1480
1986-87	Andy Moog	1218
1987-88	Grant Fuhr	2066
1988-89	Grant Fuhr	1714
1989-90	Bill Ranford	1463
1990-91	Bill Ranford	1705
1991-92	Bill Ranford	1971
1992-93	Bill Ranford	2065
1993-94	Bill Ranford	2325
1994-95	Bill Ranford	1134
1995-96	Bill Ranford	1024
1996-97	Curtis Joseph	2144
1997-98	Curtis Joseph	1901
1998-99	Bob Essensa	974
1999-00	Tommy Salo	1875
2000-01	Tommy Salo	1856
2001-02	Tommy Salo	1713
2002-03	Tommy Salo	1708
2003-04	Ty Conklin	1024
2004-05	No Season - NHL Lockout	
2005-06	Jussi Markkanen	873
2006-07	Dwayne Roloson	1969
2007-08	Mathieu Garon	1359
2008-09	Dwayne Roloson	1953

SAVES

SEASON	PLAYER	NO
1979-80	—	—
1980-81	—	—
1981-82	—	—
1982-83	Andy Moog	1364
1983-84	Grant Fuhr	1292
1984-85	Andy Moog	1261
1985-86	Andy Moog	1316
1986-87	Andy Moog	1074
1987-88	Grant Fuhr	1820
1988-89	Grant Fuhr	1501
1989-90	Bill Ranford	1298
1990-91	Bill Ranford	1523
1991-92	Bill Ranford	1743
1992-93	Bill Ranford	1825
1993-94	Bill Ranford	2089
1994-95	Bill Ranford	1001
1995-96	Bill Ranford	896
1996-97	Curtis Joseph	1944
1997-98	Curtis Joseph	1720
1998-99	Bob Essensa	878
1999-00	Tommy Salo	1713
2000-01	Tommy Salo	1677
2001-02	Tommy Salo	1564
2002-03	Tommy Salo	1536
2003-04	Ty Conklin	917
2004-05	No Season - NHL Lockout	
2005-06	Jussi Markkanen	768
2006-07	Dwayne Roloson	1789
2007-08	Mathieu Garon	1241
2008-09	Dwayne Roloson	1787

SAVE PERCENTAGE*Minimum 25 games played.*

SEASON	PLAYER	PCT.	(Saves-Shots)
1979-80	—	—	—
1980-81	—	—	—
1981-82	—	—	—
1982-83	Andy Moog	.891	(1364-1531)
1983-84	Grant Fuhr	.883	(1292-1463)
1984-85	Andy Moog	.894	(939-1050)
1985-86	Grant Fuhr	.890	(1153-1296)
1986-87	Andy Moog	.882	(1074-1218)
1987-88	Grant Fuhr	.881	(1820-2066)
1988-89	Bill Ranford	.877	(63-718)
1989-90	Bill Ranford	.887	(1298-1463)
1990-91	Bill Ranford	.893	(1523-1705)
1991-92	Bill Ranford	.884	(1743-1971)
1992-93	Bill Ranford	.884	(1825-2065)
1993-94	Bill Ranford	.898	(2089-2325)
1994-95	Bill Ranford	.883	(1001-1469)
1995-96	Curtis Joseph	.886	(860-971)
1996-97	Curtis Joseph	.907	(1944-2144)
1997-98	Curtis Joseph	.905	(1720-1901)
1998-99	Bob Essensa	.901	(878-974)
1999-00	Tommy Salo	.914	(1713-1875)
2000-01	Tommy Salo	.904	(1677-1856)
2001-02	Tommy Salo	.913	(1564-1713)
2002-03	Tommy Salo	.899	(1536-1708)
2003-04	Ty Conklin	.912	(875-959)
2004-05	No Season - NHL Lockout		
2005-06	Jussi Markkanen	.880	(768-873)
2006-07	Dwayne Roloson	.909	(1789-1969)
2007-08	Mathieu Garon	.913	(1241-1359)
2008-09	Dwayne Roloson	.915	(1787-1953)

ASSISTS

SEASON	PLAYER	NO
1979-80	Jim Corsi	3
1980-81	Ed Mio	5
1981-82	Grant Fuhr	6
1982-83	Andy Moog	4
1983-84	Grant Fuhr	14
1984-85	Grant Fuhr	3
1985-86	Grant Fuhr, Andy Moog	2
1986-87	Grant Fuhr, Andy Moog	2
1987-88	Grant Fuhr	8
1988-89	Grant Fuhr	1
1989-90	Bill Ranford	2
1990-91	Bill Ranford	4
1991-92	Peter Ing, Bill Ranford	3
1992-93	Bill Ranford	3
1993-94	Bill Ranford	2
1994-95	Bill Ranford	2
1995-96	Curtis Joseph, Bill Ranford	1
1996-97	Curtis Joseph	2
1997-98	Curtis Joseph	2
1998-99	Bob Essensa, Steve Passmore	1
1999-00	Tommy Salo	1
2000-01	Tommy Salo	1
2001-02	Tommy Salo	1
2002-03	Jussi Markkanen	1
2003-04	Tommy Salo	1
2004-05	No Season - NHL Lockout	
2005-06	Jussi Markkanen, Dwayne Roloson	1
2006-07	Dwayne Roloson	3
2007-08	Dwayne Roloson	1
2008-09	Jeff Deslauriers, Dwayne Roloson	1

PENALTY MINUTES

SEASON	PLAYER	NO
1979-80	Jim Corsi, Don Cutts	6
1980-81	Ed Mio	6
1981-82	Grant Fuhr	6
1982-83	Andy Moog	16
1983-84	Grant Fuhr	6
1984-85	Andy Moog	8
1985-86	Andy Moog	8
1986-87	Andy Moog	8
1987-88	Grant Fuhr	16
1988-89	Grant Fuhr	6
1989-90	Bill Ranford	18
1990-91	Bill Ranford	6
1991-92	Bill Ranford	4
1992-93	Bill Ranford	10
1993-94	Bill Ranford	2
1994-95	Bill Ranford	2
1995-96	Curtis Joseph	4
1996-97	Curtis Joseph	20
1997-98	Curtis Joseph	4
1998-99	Steve Passmore, Mikhail Shtalenkov	2
1999-00	Tommy Salo	8
2000-01	Tommy Salo	4
2001-02	Tommy Salo	2
2002-03	Tommy Salo	4
2003-04	Ty Conklin	17
2004-05	No Season - NHL Lockout	
2005-06	Ty Conklin, Mike Morrison, Dwayne Roloson	2
2006-07	Dwayne Roloson	12
2007-08	Mathieu Garon	8
2008-09	Dwayne Roloson	10

Oilers All-Time Shutouts (1979-80 to 2008-09)

REGULAR SEASON (Total: 81)

	GOALTENDER	DATE	OPPONENT	SCORE	SAVES
23	Tommy Salo	January 19, 2000	vs Calgary	7-0	24
		March 13, 2000	at Atlanta	3-0	24
		November 3, 2000	vs Minnesota	3-0	20
		November 14, 2000	vs St. Louis	3-0	29
		November 19, 2000	vs Calgary	2-0	23
		December 6, 2000	vs Nashville	4-0	18
		February 20, 2001	vs Los Angeles	5-0	21
		March 7, 2001	vs Toronto	4-0	25
		March 9, 2001	at Buffalo	4-0	28
		March 21, 2001	at Los Angeles	7-0	28
		October 9, 2001	vs Chicago	1-0	11
		November 4, 2001	at Minnesota	2-0	20
		November 9, 2001	at Columbus	3-0	23
		November 20, 2001	vs St. Louis	2-0	24
		March 24, 2002	at Vancouver	2-0	22
		April 10, 2002	vs Phoenix	3-0	23
		November 15, 2002	vs St. Louis	5-0	29
		November 30, 2002	vs Colorado	1-0	22
		December 8, 2002	at Atlanta	3-0	15
		January 16, 2003	vs Los Angeles	2-0	22
		January 10, 2004	at Philadelphia	3-0	26
		January 15, 2004	vs Anaheim	1-0	28
		January 20, 2004	vs Dallas	3-0	16
14	Curtis Joseph	October 6, 1996	vs Vancouver	2-0	35
		November 7, 1996	at Boston	6-0	25
		November 13, 1996	at Ottawa	4-0	28
		December 10, 1996	at Detroit	0-0(OT)	52
		January 15, 1997	vs Florida	4-0	40
		January 31, 1997	vs NY Islanders	1-0	24
		November 20, 1997	at St. Louis	3-0	22
		November 21, 1997	at Ottawa	1-0	26
		December 17, 1997	vs Chicago	0-0(OT)	28
		February 2, 1998	vs Los Angeles	1-0	30
		March 11, 1998	at Tampa Bay	2-0	20
		March 13, 1998	at Florida	4-0	23
		March 21, 1998	vs St. Louis	2-0	20
		April 9, 1998	at Los Angeles	4-0	14
9	Grant Fuhr	December 30, 1983	vs Boston	2-0	36
		November 17, 1984	vs Vancouver	7-0	20
		November 7, 1987	vs Buffalo	5-0	26
		December 9, 1987	vs Winnipeg	2-0	28
		December 30, 1987	vs Philadelphia	6-0	23
		March 7, 1988	at Winnipeg	6-0	21
		March 1, 1989	vs Montreal	3-0	23
		November 17, 1989	vs Buffalo	3-0	30
		February 18, 1991	at New Jersey	4-0	27
8	Bill Ranford	January 8, 1989	vs Calgary	6-0	35
		December 19, 1989	at Minnesota	5-0	22
		December 1, 1991	vs Vancouver	7-0	33
		February 12, 1993	vs San Jose	6-0	28
		December 27, 1993	vs Winnipeg	6-0	24
		February 12, 1995	vs Anaheim	2-0	29
		April 19, 1995	vs Los Angeles	2-0	28
		November 22, 1995	vs Anaheim	2-0	31

	GOALTENDER	DATE	OPPONENT	SCORE	SAVES
6	Dwayne Roloson	March 30, 2006	vs Los Angeles	4-0	20
		October 28, 2006	vs Washington	4-0	19
		December 4, 2006	at Vancouver	4-0	36
		December 8, 2006	at Dallas	2-0	22
		February 22, 2007	at Columbus	4-0	28
		December 13, 2008	vs Vancouver	3-0	23
5	Jussi Markkanen	November 28, 2001	at Anaheim	2-0	27
		March 4, 2002	at Buffalo	3-0	25
		December 7, 2002	at Florida	4-0	22
		January 8, 2003	at Anaheim	1-0	32
		March 28, 2003	vs Columbus	4-0	26
4	Mathieu Garon	November 14, 2007	at Vancouver	1-0	29
		December 2, 2007	at Anaheim	4-0	25
		January 7, 2008	vs NY Islanders	4-0	35
		February 4, 2008	vs Calgary	5-0	24
4	Andy Moog	February 27, 1983	vs Winnipeg	3-0	25
		November 18, 1983	vs Buffalo	7-0	29
		October 30, 1984	vs Vancouver	7-0	25
		November 8, 1985	vs Vancouver	13-0	29
3	Mikhail Shtalenkov	November 25, 1998	vs Colorado	3-0	26
		December 27, 1998	vs Vancouver	3-0	25
		January 30, 1999	vs Anaheim	1-0	22
2	Ty Conklin	November 13, 2003	at Minnesota	2-0	22
		January 3, 2006	vs Chicago	5-0	23
1	Bob Essensa	December 23, 1996	at Vancouver	7-0	26
1	Eddie Mio	December 9, 1979	vs Hartford	3-0	30
1	Moog/Fuhr	January 8, 1985	at Quebec	4-0	10/18

PLAYOFFS (Total: 12)

5	Curtis Joseph	April 18, 1997	at Dallas	4-0	25
		April 25, 1997	at Dallas	1-0(OT)	43
		May 2, 1998	vs Colorado	2-0	31
		May 4, 1998	at Colorado	4-0	31
		May 9, 1998	at Dallas	2-0	15
3	Bill Ranford	April 18, 1990	vs Los Angeles	7-0	25
		April 28, 1992	vs Los Angeles	3-0	26
		May 12, 1992	vs Vancouver	3-0	26
2	Grant Fuhr	May 10, 1984	at NY Islanders	1-0	34
		April 8, 1989	vs Los Angeles	4-0	26
1	Jussi Markkanen	June 17, 2006	vs Carolina	4-0	16
1	Dwayne Roloson	May 17, 2006	vs San Jose	2-0	24

All-Time Shutouts vs. Oilers (1979-80 to 2008-09)

REGULAR SEASON (Total: 85)

	GOALTENDER	DATE	OPPONENT	SCORE	SAVES
4	Niklas Backstrom	April 3, 2007	at Minnesota	3-0	25
		April 5, 2007	at Minnesota	3-0	22
		October 10, 2007	at Minnesota	2-0	21
		March 22, 2009	at Minnesota	3-0	31
4	Bob Essensa	October 31, 1990	vs Winnipeg	1-0 (OT)	34
		March 23, 1991	vs Winnipeg	3-0	26
		November 23, 1991	vs Winnipeg	4-0	36
		April 15, 1993	at Winnipeg	3-0	31
4	Chris Osgood	October 13, 1995	at Detroit	9-0	17
		October 9, 1996	at Detroit	2-0	18
		December 10, 1996	at Detroit	0-0 (OT)	21
		March 30, 2004	at St. Louis	1-0	18
4	Patrick Roy	November 18, 1991	at Montreal	1-0	12
		December 4, 1996	at Colorado	2-0	36
		October 5, 1997	at Colorado	3-0	34
		November 24, 2001	at Colorado	2-0	11
3	Ed Belfour	November 7, 1993	at Chicago	3-0	23
		February 1, 1995	vs Chicago	7-0	22
		January 31, 1996	vs Chicago	4-0	35
3	Curtis Joseph	February 20, 1995	at St. Louis	4-0	21
		March 7, 2000	vs Toronto	2-0	33
		February 27, 2007	vs Phoenix	3-0	26
3	Kirk McLean	March 16, 1989	at Vancouver	3-0	22
		November 21, 1992	at Vancouver	9-0	27
		October 13, 1997	at Vancouver	3-0	33
3	Marty Turco	December 7, 2001	at Dallas	5-0	24
		October 15, 2002	at Dallas	2-0	21
		November 7, 2005	at Dallas	4-0	16
2	Don Beaupre	March 11, 1986	at Minnesota	4-0	27
		October 28, 1990	vs Washington	1-0	31
2	Sean Burke	January 15, 1989	at New Jersey	1-0	26
		February 9, 2001	at Phoenix	2-0	38
2	Byron Dafoe	February 9, 1999	vs Boston	2-0	31
		November 6, 2001	at Boston	1-0 (OT)	20
2	Jeff Hackett	December 17, 1997	vs Chicago	0-0 (OT)	30
		March 24, 1999	vs Montreal	2-0	32
2	Dominik Hasek	March 27, 1998	vs Buffalo	1-0	20
		November 8, 2006	at Detroit	3-0	16
2	Johan Hedberg	January 19, 2002	vs Pittsburgh	1-0	25
		October 11, 2003	at Vancouver	3-0	14
2	Nikolai Khabibulin	November 26, 1995	at Winnipeg	4-0	34
		October 22, 2008	at Chicago	3-0	23
2	Mikka Kiprusoff	October 15, 2005	at Calgary	1-0	33
		January 20, 2007	vs Calgary	4-0	32
2	Olaf Kolzig	December 16, 2000	at Washington	4-0	14
		January 11, 2004	at Washington	1-0	26
2	Patrick Lalime	January 11, 2003	vs Ottawa	2-0	20
		February 13, 2003	at Ottawa	2-0	24
2	Evgeni Nabokov	March 11, 2007	at San Jose	3-0	22
		January 29, 2008	vs San Jose	3-0	13
2	Daren Puppa	November 1, 1985	vs Buffalo	2-0	37
		January 3, 1996	vs Tampa Bay	5-0	28

2	Tommy Soderstrom	January 10, 1993	at Philadelphia	4-0	29
		February 25, 1996	at NY Islanders	2-0	25
2	Tim Thomas	February 13, 2007	at Boston	3-0	32
		October 27, 2008	vs Boston	1-0 (OT)	27
2	Roman Turek	October 3, 2001	at Calgary	1-0	24
		April 12, 2002	vs Calgary	1-0	36
1	Craig Anderson	December 11, 2008	vs Florida	2-0	41
1	Gary Bromley	April 1, 1980	at Vancouver	5-0	22
1	Roman Cechmanek	November 9, 2000	at Philadelphia	2-0	28
1	Dan Cloutier	December 20, 2003	vs Vancouver	3-0	24
1	Ty Conklin	November 17, 2008	at Detroit	4-0	21
1	Wade Flaherty	April 7, 1995	at San Jose	5-0	26
1	Manny Fernandez	December 3, 2003	vs Minnesota	1-0	34
1	Jean-Sebastien Giguere	April 5, 2002	at Anaheim	2-0	26
1	Mario Gosselin	October 27, 1987	at Quebec	5-0	21
1	Josh Harding	March 1, 2007	vs Minnesota	5-0	30
1	Guy Hebert	April 3, 1996	at Anaheim	1-0	27
1	Kelly Hrudey	March 26, 1991	at Los Angeles	2-0	33
1	Arturs Irbe	December 15, 1998	at Carolina	3-0	29
1	Manny Legace	April 11, 2006	at Detroit	2-0	20
1	Clint Malarchuk	January 2, 1988	at Washington	2-0	28
1	Steve Mason	February 26, 2009	vs Columbus	1-0	19
1	Jamie McLennan	October 14, 2003	at Calgary	1-0	19
1	Greg Millen	February 12, 1984	at Hartford	11-0	28
1	Andy Moog	October 20, 1989	vs Boston	3-0	11
1	Fredrik Norrena	December 2, 2006	vs Columbus	4-0	23
1	Andre Racicot	January 2, 1991	vs Montreal	3-0	24
1	Jeff Reese	October 25, 1992	vs Calgary	4-0	21
1	Mike Richter	February 27, 1993	vs NY Rangers	1-0	29
1	Dwayne Roloson	February 13, 2004	at Minnesota	3-0	28
1	Bob Sauve	October 15, 1980	at Buffalo	2-0	15
1	Richard Sevigny	January 12, 1981	at Montreal	5-0	20
1	Steve Shields	April 3, 2000	vs San Jose	1-0	20
1	Mikhail Shtalenkov	February 27, 1998	vs Anaheim	4-0	26
1	Al Smith	November 17, 1979	at Hartford	4-0	23
1	Billy Smith	March 12, 1981	vs NY Islanders	5-0	36
1	Jocelyn Thibault	February 8, 2003	vs Chicago	3-0	29
1	Mike Vernon	February 4, 1998	vs San Jose	3-0	21
1	Tomas Vokoun	March 24, 2007	vs Nashville	4-0	26

PLAYOFFS (Total: 5)

2	Ed Belfour	May 11, 1998	vs Dallas	1-0(OT)	28
		April 13, 2000	at Dallas	3-0	17
1	Kirk McLean	May 4, 1992	at Vancouver	4-0	14
1	Billy Smith	May 10, 1983	vs NY Islanders	2-0	35
1	Cam Ward	June 7, 2006	at Carolina	5-0	25

Oilers Penalty Shots (1979-80 to 2008-09)

PLAYER	DATE	OPPONENT	GOALTENDER	RESULT
Stan Weir	March 29, 1980	at Toronto	Mike Palmateer	GOAL
Wayne Gretzky	February 6, 1981	vs Winnipeg	Pierre Hamel	No Goal
Dave Lumley	December 2, 1981	at Quebec	Dan Bouchard	GOAL
Wayne Gretzky	January 16, 1982	at Toronto	Michel Larocque	No Goal
Wayne Gretzky	November 24, 1982	vs Washington	Pat Riggin	No Goal
Wayne Gretzky	January 19, 1983	vs Vancouver	Richard Brodeur	GOAL
Ken Linseman	October 26, 1983	at Toronto	Rick St. Croix	No Goal
Craig MacTavish	December 23, 1988	vs Calgary	Mike Vernon	GOAL
Jeff Beukeboom	October 6, 1990	vs Winnipeg	Rick Tabaracci	No Goal
Ken Linseman	January 9, 1991	at Detroit	Tim Cheveldae	No Goal
Scott Pearson	November 20, 1993	vs Toronto	Damian Rhodes	No Goal
Roman Oksiuta	February 4, 1994	vs Chicago	Ed Belfour	No Goal
Doug Weight	January 3, 1996	vs Tampa Bay	Daren Puppa	No Goal
Dean McAmmond	January 5, 1996	vs Florida	Mark Fitzpatrick	No Goal
Todd Marchant	November 13, 1996	at Ottawa	Damian Rhodes	No Goal
Todd Marchant	January 26, 1997	at Washington	Olaf Kolzig	No Goal
Doug Weight	October 8, 1997	vs NY Rangers	Mike Richter	GOAL
Anson Carter	November 11, 2001	at Carolina	Tom Barrasso	No Goal
Mike Comrie	December 28, 2002	vs Toronto	Ed Belfour	No Goal
Mike Comrie	April 3, 2003	vs San Jose	Vesa Toskala	No Goal
Ryan Smyth	March 4, 2004	at St. Louis	Chris Osgood	No Goal
Ryan Smyth	November 4, 2005	at St. Louis	Patrick Lalime	GOAL
Ryan Smyth	December 30, 2005	vs Nashville	Tomas Vokun	GOAL
Jarret Stoll	December 10, 2006	at Chicago	Nikolai Khabibulin	GOAL
Marc Pouliot	February 17, 2007	at Toronto	Andrew Raycroft	GOAL
Kyle Brodziak	January 3, 2008	at Nashville	Dan Ellis	No Goal
Sam Gagner	October 25, 2008	at Vancouver	Roberto Luongo	No Goal

SUMMARY: 27 penalty shots have resulted in nine goals (Home 4 for 13; Road 5 for 14).

PLAYOFFS

Wayne Gretzky	April 28, 1984	at Minnesota	Don Beaupre	GOAL
Petr Klima	May 18, 1990	at Boston	Rejean Lemelin	No Goal
Chris Pronger	June 5, 2006	at Carolina	Cam Ward	GOAL

SUMMARY: Three penalty shots have resulted in two goals (Home 0 for 0; Road 2 for 3).

Penalty Shots vs. Oilers (1979-80 to 2008-09)

PLAYER	DATE	TEAM	GOALTENDER	RESULT
Mike Foligno	March 26, 1980	at Detroit	Ron Low	No Goal
Ron Duguay	January 9, 1984	at Detroit	Grant Fuhr	No Goal
Brent Peterson	January 13, 1984	at Buffalo	Grant Fuhr	No Goal
Rocky Trottier	December 17, 1984	at New Jersey	Andy Moog	GOAL
Claude Loiselle	October 28, 1989	at Quebec	Bill Ranford	No Goal
Tom Kurvers	March 10, 1990	at Toronto	Bill Ranford	No Goal
Greg Adams	December 1, 1991	vs Vancouver	Bill Ranford	No Goal
Alexander Mogilny	January 10, 1992	at Buffalo	Bill Ranford	No Goal
Mario Lemieux	March 17, 1992	at Pittsburgh	Bill Ranford	No Goal
Dave Gagner	October 28, 1992	vs Minnesota	Bill Ranford	No Goal
C.J. Young	December 27, 1992	vs Calgary	Bill Ranford	No Goal
Benoit Hogue	February 16, 1993	at NY Islanders	Ron Tugnutt	GOAL
Robert Reichel	February 7, 1994	at Calgary	Bill Ranford	GOAL
Brett Hull	March 26, 1995	at St. Louis	Bill Ranford	No Goal
Valeri Kamensky	October 26, 1996	vs Colorado	Curtis Joseph	GOAL
Keith Tkachuk	January 24, 1998	at Phoenix	Bob Essensa	No Goal
J.F. Jomphe	April 15, 1998	vs Anaheim	Curtis Joseph	No Goal
Mike Sillinger	January 7, 2000	vs Tampa Bay	Tommy Salo	No Goal
Scott Pellerin	October 15, 2000	at Minnesota	Joaquin Gage	No Goal
Jeff Friesen	January 24, 2001	at San Jose	Dominic Roussel	No Goal
Brendan Shanahan	November 1, 2003	vs Detroit	Tommy Salo	No Goal
Jussi Jokinen	March 7, 2006	vs Dallas	Ty Conklin	GOAL
Jarome Iginla	October 5, 2006	vs Calgary	Dwayne Roloson	No Goal
Shane Doan	January 10, 2008	vs Phoenix	Mathieu Garon	No Goal
Eric Staal	January 18, 2008	at Carolina	Mathieu Garon	GOAL
Milan Hejduk	October 12, 2008	vs Colorado	Mathieu Garon	GOAL
Jonathan Toews	March 20, 2009	at Chicago	Dwayne Roloson	No Goal

SUMMARY: 28 penalty shots have resulted in seven goals (Home 3 for 12; Road 4 for 16).

PLAYOFFS

Ron Sutter	May 28, 1985	vs Philadelphia	Grant Fuhr	No Goal
Dave Poulin	May 30, 1985	vs Philadelphia	Grant Fuhr	No Goal

SUMMARY: Two penalty shots have resulted in no goals (Home 0 for 2; Road 0 for 0).

Edmonton Oilers 1979-80 Results & Statistics

COACH	REGULAR SEASON							PLAYOFFS				
	GP	W	L	T	PTS	GF	GA	GP	W	L	GF	GA
Glen Sather	80	28	39	13	69	301	322	3	0	3	6	12

4th Smythe Division, 16th Overall. Playoffs: Lost Preliminary Round 3-0 vs Philadelphia.

PLAYER	REGULAR SEASON					PLAYOFFS					GAME-BY-GAME RESULTS			
	GP	G	A	PTS	PIM	GP	G	A	PTS	PIM	DATE	OPPONENT	RESULT	RECORD
Wayne Gretzky	79	51	86	137	21	3	2	1	3	0	O. 10	@ Chi	L 2-4	0-1-0
Blair MacDonald	80	46	48	94	6	3	0	3	3	0	O. 13	DET	T 3-3	0-1-1
Stan Weir	79	33	33	66	40	3	0	0	0	2	O. 14	VAN	T 4-4	0-1-2
Brett Callighen	59	23	35	58	72	3	0	2	2	0	O. 19	QUE	W 6-3	1-1-2
Dave Lumley	80	20	38	58	138	3	1	0	1	12	O. 21	MIN	T 5-5	1-1-3
Don Murdoch (NVR)	56	23	19	42	16	-	-	-	-	-	O. 23	@ NYI	T 3-3	1-1-4
(EDM)	10	5	2	7	4	3	2	0	2	0	O. 24	@ NYR	L 2-10	1-2-4
(TOT)	66	28	21	49	20	-	-	-	-	-	O. 26	@ Atl	L 3-7	1-3-4
Dave Hunter	80	12	31	43	103	3	0	0	0	7	O. 28	WSH	L 4-6	1-4-4
Doug Hicks	78	9	31	40	52	3	0	0	0	2	O. 30	@ Stl	L 1-2	1-5-4
Ron Chipperfield	67	18	19	37	24	-	-	-	-	-	N. 2	NYI	W 7-5	2-5-4
Risto Siltanen	64	6	29	35	26	2	0	0	0	2	N. 4	BOS	L 1-2	2-6-4
Mark Messier	75	12	21	33	120	3	1	2	3	2	N. 7	@ Det	L 3-5	2-7-4
Pat Price	75	11	21	32	134	3	0	0	0	11	N. 8	@ Bos	L 2-4	2-8-4
Kevin Lowe	64	2	19	21	70	3	0	1	1	0	N. 11	TOR	L 3-6	2-9-4
Don Ashby (COL)	11	0	1	1	4	-	-	-	-	-	N. 13	@ Wsh	W 5-3	3-9-4
(EDM)	18	10	9	19	0	3	0	0	0	0	N. 15	@ Phi	L 3-5	3-10-4
(TOT)	29	10	10	20	4	-	-	-	-	-	N. 17	@ Hfd	L 0-4	3-11-4
Cam Connor	38	7	13	20	136	-	-	-	-	-	N. 18	@ Buf	L 7-9	3-12-4
Al Hamilton	31	4	15	19	20	1	0	0	0	0	N. 21	@ Tor	T 4-4	3-12-5
Lee Fogolin	80	5	10	15	104	3	0	0	0	4	N. 24	PHI	T 2-2	3-12-6
Dave Semenko	67	6	7	13	135	3	0	0	0	2	N. 28	CHI	W 4-2	4-12-6
Colin Campbell	72	2	11	13	196	3	0	0	0	11	N. 30	NYI	W 5-3	5-12-6
Bill Flett	20	5	2	7	2	-	-	-	-	-	D. 5	@ Min	L 1-6	5-13-6
Peter Driscoll	39	1	5	6	54	3	0	0	0	0	D. 7	@ Wpg	L 3-8	5-14-6
Dan Newman	10	3	1	4	0	-	-	-	-	-	D. 9	HFD	W 3-0	6-14-6
Kari Makkonen	9	2	2	4	0	-	-	-	-	-	D. 12	ATL	T 5-5	6-14-7
Ron Low (QUE)	15	0	2	2	0	-	-	-	-	-	D. 14	MTL	W 5-3	7-14-7
(EDM)	11	0	1	1	0	3	0	0	0	0	D. 16	WPG	L 3-4	7-15-7
(TOT)	26	0	3	3	0	-	-	-	-	-	D. 19	DET	L 4-6	7-16-7
Jim Corsi	26	0	3	3	6	-	-	-	-	-	D. 21	@ Col	L 4-5	7-17-7
Ed Mio	34	0	1	1	4	-	-	-	-	-	D. 22	@ LA	L 3-9	7-18-7
John Bednarski	1	0	0	0	0	-	-	-	-	-	D. 26	COL	W 4-3	8-18-7
Bob Dupuis	1	0	0	0	0	-	-	-	-	-	D. 28	@ Van	W 5-3	9-18-7
Ron Carter	2	0	0	0	0	-	-	-	-	-	J. 30	QUE	L 1-2	9-19-7
Mike Forbes	2	0	0	0	0	-	-	-	-	-	D. 3	2 HFD	T 3-3	9-19-8
Bryon Baltimore	2	0	0	0	0	-	-	-	-	-	J. 5	LA	T 3-3	9-19-9
Jim Harrison	3	0	0	0	0	-	-	-	-	-	J. 7	@ Mtl	L 3-4	9-20-9
Mike Toal	3	0	0	0	0	-	-	-	-	-	J. 9	@ Que	L 2-3	9-21-9
Ron Areshenkoff	4	0	0	0	0	-	-	-	-	-	J. 11	NVR	W 2-6	9-22-9
Alex Tidey	5	0	0	0	8	-	-	-	-	-	J. 13	BUF	W 6-5	10-22-9
Don Cutts	6	0	0	0	6	-	-	-	-	-	J. 16	@ Wsh	W 5-2	11-22-9
Poul Popiel	10	0	0	0	0	-	-	-	-	-	J. 17	@ Bos	L 1-7	11-23-9
Wayne Bianchin	11	0	0	0	7	-	-	-	-	-	J. 19	@ Pit	W 5-2	12-23-9
Dave Dryden	14	0	0	0	0	-	-	-	-	-	J. 20	@ Buf	T 4-4	12-23-10
											J. 23	PIT	W 4-3	13-23-10
											J. 26	TOR	W 8-3	14-23-10
											J. 27	PHI	L 3-5	14-24-10
											J. 29	@ Stl	L 2-3	14-25-10
											F. 30	@ LA	W 8-1	15-25-10
											F. 1	WPG	W 9-2	16-25-10
											F. 3	LA	W 5-3	17-25-10
											F. 6	STL	L 3-6	17-26-10
											F. 8	ATL	L 2-4	17-27-10
											F. 10	@ Wpg	T 2-2	17-27-11
											F. 13	@ Min	W 5-3	18-27-11
											F. 15	WSH	W 8-2	19-27-11
											F. 17	STL	T 5-5	19-27-12
											F. 19	@ Hfd	L 2-6	19-28-12
											F. 20	@ NYR	L 1-4	19-29-12
											F. 22	@ Col	L 1-3	19-30-12
											F. 24	BOS	L 2-4	19-31-12
											F. 27	@ Chi	W 5-2	20-31-12
											F. 29	BUF	L 2-4	20-32-12
											M. 1	VAN	L 2-5	20-33-12
											M. 5	@ NYI	L 4-6	20-34-12
											M. 6	@ Mtl	L 4-5	20-35-12
											M. 8	@ Pit	L 4-5	20-36-12
											M. 9	@ Phi	L 3-5	20-37-12
											M. 12	@ Que	W 6-3	21-37-12
											M. 14	CHI	W 6-4	22-37-12
											M. 15	MTL	L 3-7	22-38-12
											M. 19	NYR	W 4-2	23-38-12
											M. 21	PIT	W 9-2	24-38-12
											M. 25	@ Atl	W 5-4	25-38-12
											M. 26	@ Det	W 5-2	26-38-12
											M. 29	@ Tor	W 8-5	27-38-12
											A. 1	@ Van	L 0-5	27-39-12
											A. 2	MIN	T 1-1	27-39-13
											A. 4	COL	W 6-2	28-39-13

Edmonton Oilers 1980-81 Results & Statistics

COACH	REGULAR SEASON							PLAYOFFS				
	GP	W	L	T	PTS	GF	GA	GP	W	L	GF	GA
Bryan Watson (4-9-5) & Glen Sather (25-26-11)	80	29	35	16	74	328	327	9	5	4	35	35

4th Smythe Division, 14th Overall. Playoffs: Won Preliminary Round 3-0 vs Montreal, Lost Quarter-Final 4-2 vs NY Islanders.

PLAYER	REGULAR SEASON					PLAYOFFS					GAME-BY-GAME RESULTS			
	GP	G	A	PTS	PIM	GP	G	A	PTS	PIM	DATE	OPPONENT	RESULT	RECORD
Wayne Gretzky	80	55	109	164	28	9	7	14	21	4	O. 10	QUE	L 4-7	0-1-0
Jari Kurri	75	32	43	75	40	9	5	7	12	4	O. 12	COL	L 2-3	0-2-0
Mark Messier	72	23	40	63	102	9	2	5	7	13	O. 15	@ Buf	L 0-2	0-3-0
Brett Callighen	55	25	35	60	32	9	4	4	8	6	O. 18	@ NYI	T 5-5	0-3-1
Glenn Anderson	58	30	23	53	24	9	5	7	12	12	O. 19	@ NYR	W 4-2	1-3-1
Matti Hagman	75	20	33	53	16	9	4	1	5	6	O. 22	CGY	W 5-3	2-3-1
Risto Siltanen	79	17	36	53	54	9	2	0	2	8	O. 24	MIN	L 2-4	2-4-1
Blair MacDonald	51	19	24	43	27	-	-	-	-	-	O. 26	LA	T 4-4	2-4-2
Kevin Lowe	79	10	24	34	94	9	0	2	2	11	O. 29	TOR	T 4-4	2-4-3
Stan Weir	70	12	20	32	40	5	0	0	0	2	N. 1	WSH	T 2-2	2-4-4
Paul Coffey	74	9	23	32	130	9	4	3	7	22	N. 3	PIT	T 4-4	2-4-5
Pat Price	59	8	24	32	193	-	-	-	-	-	N. 5	@ Van	L 3-4	2-5-5
Lee Fogolin	80	13	17	30	137	9	0	0	0	12	N. 7	@ Wpg	W 4-2	3-5-5
Dave Hunter	78	12	16	28	98	9	0	0	0	28	N. 9	STL	L 4-6	3-6-5
Doug Hicks	59	5	16	21	76	9	1	1	2	4	N. 13	@ Phi	L 1-8	3-7-5
Garry Unger (LA)	58	10	10	20	40	-	-	-	-	-	N. 15	@ Tor	L 2-4	3-8-5
(EDM)	13	0	0	0	6	8	0	0	0	2	N. 16	@ Chi	W 5-4	4-8-5
(TOT)	71	10	10	20	46	-	-	-	-	-	N. 19	VAN	L 4-6	4-9-5
Dave Semenko	58	11	8	19	80	9	0	0	0	5	N. 23	BUF	W 6-3	5-9-5
Don Murdoch	40	10	9	19	18	-	-	-	-	-	N. 25	@ Col	L 3-4	5-10-5
Pat Hughes (PIT)	58	10	9	19	161	-	-	-	-	-	N. 26	CHI	W 10-3	6-10-5
(EDM)	2	0	0	0	0	5	0	0	0	2	N. 28	@ Hfd	L 4-6	6-11-5
(TOT)	60	10	9	19	161	-	-	-	-	-	N. 29	@ Bos	L 3-6	6-12-5
Garry Lariviere (QUE)	52	3	13	16	50	-	-	-	-	-	D. 5	NYR	L 1-5	6-13-5
(EDM)	13	0	2	2	6	9	0	3	3	8	D. 7	HFD	W 6-4	7-13-5
(TOT)	65	3	15	18	56	-	-	-	-	-	D. 10	NYI	L 2-3	7-14-5
Dave Lumley	53	7	9	16	74	7	1	0	1	4	D. 13	@ Mtl	L 1-4	7-15-5
Curt Brackenbury	58	2	7	9	153	2	0	0	0	0	D. 14	@ Que	L 5-6	7-16-5
Charlie Huddy	12	2	5	7	6	-	-	-	-	-	D. 16	@ Det	L 3-4	7-17-5
Don Ashby	6	2	3	5	2	-	-	-	-	-	D. 17	@ Wsh	L 2-5	7-18-5
Peter Driscoll	21	2	3	5	43	-	-	-	-	-	D. 20	MTL	W 4-3	8-18-5
Eddie Mio	43	0	5	5	6	-	-	-	-	-	D. 23	@ LA	L 4-7	8-19-5
John Hughes	18	0	3	3	18	-	-	-	-	-	D. 27	DET	T 4-4	8-19-6
Ron Low	24	0	3	3	0	-	-	-	-	-	D. 28	PHI	L 1-2	8-20-6
Tom Roulston	11	1	1	2	2	-	-	-	-	-	D. 30	@ Cgy	L 3-5	8-21-6
Gary Edwards	15	0	2	2	0	1	0	0	0	0	J. 2	BOS	W 7-5	9-21-6
Roy Sommer	3	1	0	1	7	-	-	-	-	-	J. 3	TOR	W 4-1	9-22-6
Andy Moog	7	0	1	1	0	9	0	0	0	0	J. 7	WSH	W 6-3	11-21-6
Tom Bladon	1	0	0	0	0	-	-	-	-	-	J. 9	HFD	T 6-6	11-21-7
Peter LoPresti	2	0	0	0	0	-	-	-	-	-	J. 11	@ Que	T 6-6	12-21-7
											J. 12	@ Mtl	L 0-5	12-22-7
											J. 14	@ Tor	W 7-4	13-22-7
											J. 16	@ Buf	T 5-5	13-22-8
											J. 17	@ Stl	L 6-7	13-23-8
											J. 21	VAN	W 5-1	14-23-8
											J. 23	NYR	L 4-7	14-24-8
											J. 24	@ Min	L 1-6	14-25-8
											J. 28	MTL	W 9-1	15-25-8
											J. 30	CHI	W 4-2	16-25-8
											F. 1	@ Wsh	L 4-7	16-26-8
											F. 3	@ Stl	T 3-3	16-26-9
											F. 4	@ Chi	L 3-6	16-27-9
											F. 6	WPG	W 10-4	17-27-9
											F. 8	CGY	L 4-10	17-28-9
											F. 13	QUE	L 2-4	17-29-9
											F. 15	BUF	T 2-2	17-29-10
											F. 18	STL	W 9-2	18-29-10
											F. 20	BOS	L 5-5	18-30-10
											F. 21	@ Wpg	T 5-1	19-30-10
											F. 24	@ LA	L 2-5	19-31-10
											F. 25	PHI	W 6-2	20-31-10
											F. 27	DET	W 5-2	21-31-10
											F. 28	@ Col	L 1-3	21-32-10
											M. 3	@ NYI	T 8-8	21-32-11
											M. 4	@ NYR	T 5-5	21-32-12
											M. 7	@ Phi	W 5-3	22-32-12
											M. 8	@ Pit	L 4-6	22-33-12
											M. 12	NYI	L 0-5	22-34-12
											M. 15	@ Cgy	T 3-3	22-34-13
											M. 16	PIT	W 7-6	23-34-13
											M. 18	@ Min	W 5-3	24-34-13
											M. 20	MIN	T 1-1	24-34-14
											M. 21	LA	T 6-6	24-34-15
											M. 23	@ Bos	L 2-7	24-35-15
											M. 25	@ Hfd	W 7-2	25-35-15
											M. 28	@ Det	W 4-2	26-35-15
											M. 29	@ Pit	W 5-2	27-35-15
											A. 1	COL	T 4-4	27-35-16
											A. 3	@ Van	T 7-2	28-35-16
											A. 4	WPG	W 7-2	29-35-16

Edmonton Oilers 1981-82 Results & Statistics

COACH	REGULAR SEASON							PLAYOFFS				
	GP	W	L	T	PTS	GF	GA	GP	W	L	GF	GA
Glen Sather	80	48	17	15	111	417	295	5	2	3	23	27

1st Smythe Division, 2nd Overall. Playoffs: Lost Smythe Division Semi-Final 3-2 vs Los Angeles.

PLAYER	REGULAR SEASON					PLAYOFFS					GAME-BY-GAME RESULTS				
	GP	G	A	PTS	PIM	GP	G	A	PTS	PIM	DATE	OPPONENT	RESULT	RECORD	
Wayne Gretzky	80	92	120	212	26	5	5	7	12	8	O. 7	COL	W. 7-4	1-0-0	
Glenn Anderson	80	38	67	105	71	5	2	5	7	8	O. 9	@ Van	L. 2-6	1-1-0	
Paul Coffey	80	29	60	89	106	5	1	1	2	6	O. 10	@ LA	W. 7-4	2-1-0	
Mark Messier	78	50	38	88	119	5	1	2	3	8	O. 14	WPG	L. 2-4	2-2-0	
Jari Kurri	71	32	54	86	32	5	2	5	7	10	O. 16	CGY	W. 8-4	3-2-0	
Dave Lumley	66	32	42	74	96	5	2	1	3	21	O. 18	@ Chi	L. 5-7	3-3-0	
Risto Siltanen	63	15	48	63	24	5	3	2	5	10	O. 20	@ Cgy	W. 5-4	4-3-0	
Matti Hagman	72	21	38	59	18	3	1	0	1	0	O. 21	HFD	W. 5-2	5-3-0	
Pat Hughes	68	24	22	46	99	5	2	1	3	6	O. 23	PIT	W. 8-3	6-3-0	
Kevin Lowe	80	9	31	40	63	5	0	3	3	0	O. 24	@ Col	W. 3-1	7-3-0	
Dave Hunter	63	16	22	38	63	5	0	1	1	26	O. 27	@ NYI	L. 3-4	7-4-0	
Laurie Boschman (TOR)	54	9	19	28	150	-	-	-	-	-	O. 28	@ NYR	W. 5-3	8-4-0	
(EDM)	11	2	3	5	37	3	0	1	1	4	O. 31	QUE	W. 11-4	9-4-0	
(TOT)	65	11	22	33	187	-	-	-	-	-	N. 4	TOR	W. 6-4	10-4-0	
Lee Fogolin	80	4	25	29	154	5	1	1	2	14	N. 7	COL	L. 4-5	10-5-0	
Brett Callighen	46	8	19	27	28	2	0	0	0	2	N. 11	@ Hld	T. 4-4	10-5-1	
Dave Semenko	59	12	12	24	194	4	0	0	0	2	N. 12	@ Bos	L. 2-5	10-6-1	
Doug Hicks	49	3	20	23	55	-	-	-	-	-	N. 14	@ NYI	T. 5-5	10-6-2	
Garry Lariviere	62	1	21	22	41	4	0	1	1	0	N. 15	@ NYR	W. 5-3	11-6-2	
Garry Unger	46	7	13	20	69	4	1	0	1	23	N. 17	@ Stl	W. 5-1	12-6-2	
Stan Weir	51	3	13	16	13	-	-	-	-	-	N. 19	@ Min	T. 2-2	12-6-3	
Charlie Huddy	41	4	11	15	48	5	1	2	3	14	N. 21	VAN	W. 8-3	13-6-3	
Tom Roulston	35	11	3	14	22	5	1	0	1	2	N. 23	DET	W. 8-4	14-6-3	
Mike Forbes	16	1	7	8	26	-	-	-	-	-	N. 25	LA	W. 11-4	15-6-3	
Grant Fuhr	48	0	6	6	6	5	0	1	1	0	N. 27	CHI	W. 8-1	16-6-3	
Ken Berry	15	2	3	5	9	-	-	-	-	-	N. 29	@ Wpg	W. 10-2	17-6-3	
Marc Habscheid	7	1	3	4	2	-	-	-	-	-	D. 1	@ Mil	T. 3-3	17-6-4	
Lance Nethery (NYR)	5	0	0	0	0	-	-	-	-	-	D. 2	@ Que	L. 8-9	17-7-4	
(EDM)	3	0	2	2	2	-	-	-	-	-	D. 4	VAN	W. 7-3	18-7-4	
(TOT)	8	0	2	2	2	-	-	-	-	-	D. 5	@ Van	T. 3-3	18-7-5	
Curt Brackenbury	14	0	2	2	12	-	-	-	-	-	D. 9	@ LA	T. 5-5	18-7-6	
Andy Moog	8	0	1	1	2	-	-	-	-	-	D. 13	NYI	W. 4-3	19-7-6	
Todd Strueby	3	0	0	0	0	-	-	-	-	-	D. 16	@ Col	W. 7-4	20-7-6	
Walt Poddubny	4	0	0	0	0	-	-	-	-	-	D. 17	@ Cgy	W. 5-4	21-7-6	
Don Jackson	8	0	0	0	18	-	-	-	-	-	D. 19	MIN	W. 9-6	22-7-6	
Ron Low	29	0	0	0	2	-	-	-	-	-	D. 20	CGY	L. 5-7	22-8-6	
Randy Gregg	-	-	-	-	-	4	0	2	2	12	D. 23	VAN	W. 6-1	23-8-6	
GOALTENDER	GP	MIN	GA	SO	GAA.	W-L-T	GP	MIN	GA	GAA.	W-L	D. 27	LA	W. 10-3	24-8-6
Grant Fuhr	48	2847	157	0	3.31	28-5-14	5	309	26	5.05	2-3	D. 30	PHI	W. 7-5	25-8-6
Ron Low	29	1554	100	0	3.86	17-7-1	-	-	-	-	-	D. 31	@ Van	L. 1-3	25-9-6
Andy Moog	8	399	32	0	4.81	3-5-0	-	-	-	-	-	J. 2	BOS	T. 4-4	25-9-7
												J. 6	COL	W. 5-3	26-9-7
												J. 9	CGY	W. 7-2	27-9-7
												J. 10	@ Cgy	L. 1-5	27-10-7
												J. 13	@ Wsh	T. 6-6	27-10-8
												J. 14	@ Phi	L. 2-8	27-11-8
												J. 16	@ Tor	L. 1-7	27-12-8
												J. 17	@ Det	T. 4-4	27-12-9
												J. 20	STL	W. 8-6	28-12-9
												J. 22	@ Van	W. 4-3	29-12-9
												J. 24	COL	W. 7-4	30-12-9
												J. 26	@ Stl	W. 6-4	31-12-9
												J. 27	@ Chi	T. 3-3	31-12-10
												J. 29	BUF	W. 3-1	32-12-10
												J. 31	PHI	W. 7-4	33-12-10
												F. 3	MTL	L. 3-6	33-13-10
												F. 6	TOR	W. 5-1	34-13-10
												F. 7	NYR	W. 8-4	35-13-10
												F. 12	WSH	W. 5-3	36-13-10
												F. 14	BOS	T. 2-2	36-13-11
												F. 17	MIN	W. 7-4	37-13-11
												F. 19	HTF	W. 7-4	38-13-11
												F. 21	@ Det	W. 7-3	39-13-11
												F. 24	@ Buf	W. 6-3	40-13-11
												F. 27	@ Pit	W. 4-1	41-13-11
												F. 28	@ Wsh	W. 4-1	42-13-11
												M. 2	@ Mtl	T. 3-3	42-13-12
												M. 3	@ Que	L. 4-6	42-14-12
												M. 6	@ Col	L. 2-5	42-15-12
												M. 10	@ LA	L. 2-3	42-16-12
												M. 12	BUF	L. 2-3	42-17-12
												M. 13	VAN	W. 5-3	43-17-12
												M. 15	LA	T. 3-3	43-17-13
												M. 17	PIT	W. 10-4	44-17-13
												M. 19	CGY	T. 3-3	44-17-14
												M. 25	@ Cgy	W. 7-2	45-17-14
												M. 26	@ Col	T. 6-6	45-17-15
												M. 28	LA	W. 6-2	46-17-15
												M. 31	LA	W. 7-3	47-17-15
												A. 4	WPG	W. 2-1	48-17-15

Edmonton Oilers 1982-83 Results & Statistics

COACH	REGULAR SEASON							PLAYOFFS				
	GP	W	L	T	PTS	GF	GA	GP	W	L	GF	GA
Glen Sather	80	47	21	12	106	424	315	16	11	5	80	50

1st Smythe Division, 3rd Overall. Playoffs: Stanley Cup Finalists; Won Smythe Division Semi-Final 3-0 vs Winnipeg, Won Smythe Division Final 4-1 vs Calgary, Won Campbell Conference Final 4-0 vs Chicago, Lost Stanley Cup Final 4-0 vs NY Islanders.

PLAYER	REGULAR SEASON					PLAYOFFS					DATE	GAME-BY-GAME RESULTS		RECORD
	GP	G	A	PTS	PIM	GP	G	A	PTS	PIM		OPPONENT	RESULT	
Wayne Gretzky	80	71	125	196	59	16	12	26	38	4	O. 5	CGY	W. 7-5	1-0-0
Mark Messier	77	48	58	106	72	15	15	6	21	14	O. 8	NYI	L. 4-6	1-1-0
Glenn Anderson	72	48	56	104	70	16	10	10	20	32	O. 9	@ Van	W. 6-3	2-1-0
Jari Kurri	80	45	59	104	22	16	8	15	23	8	O. 12	@ Cgy	L. 4-9	2-2-0
Paul Coffey	80	29	67	96	87	16	7	7	14	14	O. 14	@ Hfd	T. 4-4	2-2-1
Ken Linseman	72	33	42	75	181	16	6	8	14	22	O. 16	@ Bos	T. 6-6	2-2-2
Charlie Huddy	76	20	37	57	58	15	1	6	7	10	O. 17	@ Buf	L. 4-6	2-3-2
Willy Lindstrom (WPG)	63	20	25	45	8	-	-	-	-	-	O. 20	HFD	W. 4-3	3-3-2
(EDM)	10	6	5	11	2	16	2	11	13	4	O. 21	BOS	L. 3-5	3-4-2
(TOT)	73	26	30	56	10	-	-	-	-	-	O. 24	@ Wpg	L. 5-9	3-5-2
Pat Hughes	80	25	20	45	85	16	7	7	14	14	O. 27	CHI	T. 4-4	3-5-3
Tom Roulston	67	19	21	40	24	16	1	2	3	0	O. 29	LA	W. 6-3	4-5-3
Kevin Lowe	80	6	34	40	43	16	1	8	9	10	O. 31	VAN	L. 2-3	4-6-3
Dave Lumley	72	13	24	37	158	16	0	0	0	19	N. 3	WPG	W. 7-2	5-6-3
Jaroslav Pouzar	74	15	18	33	57	1	2	0	2	0	N. 5	NVR	W. 5-1	6-6-3
Dave Hunter	80	13	18	31	120	16	4	7	11	60	N. 8	@ Pit	T. 4-5	6-7-4
Randy Gregg	80	6	22	28	54	16	2	4	6	13	N. 10	Que	L. 4-5	6-7-4
Dave Semenko	75	12	15	27	141	15	1	1	2	69	N. 11	@ NJ	L. W. 5-1	7-7-4
Laurie Boschman	62	8	12	20	183	-	-	-	-	-	N. 13	@ Phi	W. 4-3	8-7-4
Lee Fogolin	72	0	18	18	92	16	0	5	5	36	N. 14	@ NVR	W. 7-2	9-7-4
Marc Habscheid	32	3	10	13	14	-	-	-	-	-	N. 16	@ NYI	L. 2-4	9-8-4
Don Jackson	71	2	8	10	136	16	3	3	6	30	N. 20	VAN	T. 3-3	9-8-5
Andy Moog	50	0	4	4	16	16	0	1	1	2	N. 21	QUE	L. 7-9	9-9-5
John Blum	5	0	3	3	24	-	-	-	-	-	N. 24	WSH	T. 3-3	9-9-6
Garry Unger	16	2	0	2	8	1	0	0	0	0	N. 26	@ Wpg	W. 6-5	10-9-6
Garry Lariviere	17	0	2	2	14	1	0	1	1	2	N. 28	@ Det	W. 7-5	11-9-6
L. Middlebrook (NJ)	9	0	1	1	2	-	-	-	-	-	D. 1	PHI	L. 2-4	11-10-6
(EDM)	1	0	0	0	0	-	-	-	-	-	D. 4	CGY	W. 7-5	12-10-6
(TOT)	10	0	1	1	2	-	-	-	-	-	D. 5	LA	W. 7-3	13-10-6
Todd Strueby	1	0	0	0	0	-	-	-	-	-	D. 7	STL	W. 3-2	14-10-6
Ron Low	3	0	0	0	0	-	-	-	-	-	D. 9	@ LA	T. 3-3	14-10-7
Don Nachbaur	4	0	0	0	17	2	0	0	0	7	D. 11	@ Min	L. 4-5	14-11-7
Grant Fuhr	32	0	0	0	6	1	0	0	0	0	D. 17	NJ	W. 10-4	15-11-7
Ray Cote	-	-	-	-	-	14	3	2	5	4	D. 19	MTL	W. 5-2	16-11-7
											D. 22	MIN	W. 8-2	17-11-7
											D. 23	@ LA	W. 6-2	18-11-7
											D. 26	@ Cgy	T. 4-4	18-11-8
											D. 29	CHI	L. 6-8	18-12-8
											D. 31	@ Van	W. 8-1	19-12-8
											J. 1	WPG	W. 5-3	20-12-8
											J. 4	@ Cgy	W. 6-3	21-12-8
											J. 5	@ Wpg	W. 8-3	22-12-8
											J. 7	PIT	W. 7-2	23-12-8
											J. 9	DET	L. 3-4	23-13-8
											J. 11	@ Stl	W. 7-5	24-13-8
											J. 12	@ Chi	W. 10-4	25-13-8
											J. 15	@ Min	W. 10-4	26-13-8
											J. 18	@ LA	T. 3-3	26-13-9
											J. 19	VAN	W. 9-4	27-13-9
											J. 22	@ Van	L. 3-4	27-14-9
											J. 23	LA	W. 8-6	28-14-9
											J. 26	TOR	T. 6-6	28-14-10
											J. 29	CGY	W. 5-4	29-14-10
											J. 30	NYI	L. 2-4	29-15-10
											F. 3	LA	L. 4-7	29-16-10
											F. 11	MTL	W. 7-3	30-16-10
											F. 14	QUE	W. 7-3	31-16-10
											F. 17	@ Mtl	L. 2-4	31-17-10
											F. 17	@ Phi	L. 3-7	31-18-10
											F. 19	@ Pit	W. 10-7	32-18-10
											F. 20	@ Buf	W. 5-4	33-18-10
											F. 22	@ Cgy	L. 1-4	33-19-10
											F. 23	WSH	W. 6-3	34-19-10
											F. 25	STL	T. 5-5	34-19-11
											F. 27	WPG	W. 3-0	35-19-11
											M. 1	@ NJ	W. 4-3	36-19-11
											M. 2	@ Wsh	W. 5-3	37-19-11
											M. 5	@ Tor	W. 6-3	38-19-11
											M. 6	@ Bos	L. 2-5	38-20-11
											M. 8	@ Htf	W. 9-4	39-20-11
											M. 11	NVR	W. 3-1	40-20-11
											M. 13	BUF	W. 6-2	41-20-11
											M. 16	VAN	W. 4-3	42-20-11
											M. 19	DET	W. 9-7	43-20-11
											M. 21	@ Tor	W. 4-1	44-20-11
											M. 23	@ Wpg	L. 4-7	44-21-11
											M. 26	@ LA	W. 9-3	45-21-11
											M. 29	@ Van	W. 7-4	46-21-11
											A. 1	WPG	W. 7-2	47-21-11
											A. 3	CGY	T. 3-3	47-21-12

Edmonton Oilers 1983-84 Results & Statistics

COACH	REGULAR SEASON							PLAYOFFS				
	GP	W	L	T	PTS	GF	GA	GP	W	L	GF	GA
Glen Sather	80	57	18	5	119	446	314	19	15	4	94	56

STANLEY CUP CHAMPIONS, 1st Smythe Division, 1st Overall. Playoffs: Won Smythe Division Semi-Final 3-0 vs Winnipeg, Won Smythe Division Final 4-3 vs Calgary, Won Campbell Conference Final 4-0 vs Minnesota, Won Stanley Cup Final 4-1 vs NY Islanders.

PLAYER	REGULAR SEASON					PLAYOFFS					GAME-BY-GAME RESULTS			
	GP	G	A	PTS	PIM	GP	G	A	PTS	PIM	DATE	OPPONENT	RESULT	RECORD
Wayne Gretzky	74	87	118	205	39	19	13	22	35	12	O. 5	TOR	W. 5-4	1-0-0
Paul Coffey	80	40	86	126	104	19	8	14	22	21	O. 7	@ Wpg	W. 8-6	2-0-0
Jari Kurri	64	52	61	113	14	19	14	14	28	13	O. 9	MIN	W. 4-3 OT	3-0-0
Mark Messier	73	37	64	101	165	19	8	18	26	19	O. 12	DET	W. 8-3	4-0-0
Glenn Anderson	80	54	45	99	65	19	6	11	17	33	O. 15	@ Cgy	W. 4-3	5-0-0
Ken Linseman	72	18	49	67	119	19	10	4	14	65	O. 16	CGY	W. 5-1	6-0-0
Pat Hughes	77	27	28	56	61	19	2	11	13	12	O. 19	@ Van	W. 10-7	7-0-0
Dave Hunter	80	22	26	48	90	17	5	5	10	14	O. 20	@ LA	L. 2-7	7-1-0
Kevin Lowe	80	4	42	46	59	19	3	7	10	16	O. 22	VAN	T. 5-5 OT	7-1-1
Charlie Huddy	75	8	34	42	43	12	1	9	10	8	O. 26	@ Tor	L. 3-8	7-2-1
Randy Gregg	80	13	27	40	56	19	3	7	10	21	O. 29	@ Mtl	W. 2-1	8-2-1
Willy Lindstrom	73	22	16	38	38	19	5	5	10	10	O. 30	@ NYR	W. 5-4 OT	9-2-1
Kevin McClelland (PIT)	24	2	4	6	62	-	-	-	-	-	N. 2	WSH	W. 11-3	10-2-1
(EDM)	52	8	20	28	127	18	4	6	10	42	N. 5	PIT	W. 7-3	11-2-1
(TOT)	76	10	24	34	189	-	-	-	-	-	N. 6	@ Wpg	W. 8-5	12-2-1
Jaroslav Pouzar	67	13	19	32	44	14	1	2	3	12	N. 8	@ Que	W. 7-4	13-1-1
Dave Lumley	56	6	15	21	68	19	2	5	7	44	N. 9	@ Wsh	W. 7-4	14-2-1
Lee Fogolin	80	5	16	21	125	19	1	4	5	23	N. 12	@ Det	W. 7-3	15-2-1
Don Jackson	64	8	12	20	120	19	1	2	3	32	N. 13	@ Chi	L. 3-5	15-3-1
Dave Semenko	52	6	11	17	118	19	5	5	10	44	N. 18	BUF	W. 7-0	16-3-1
Grant Fuhr	45	0	14	14	6	16	0	3	3	4	N. 19	NJ	W. 13-4	17-3-1
Tom Roulston	24	5	7	12	16	-	-	-	-	-	N. 21	WPG	W. 7-6	18-3-1
Pat Conacher	45	2	8	10	31	3	1	0	1	2	N. 23	@ LA	W. 7-3	19-3-1
Rick Chartraw (NYR)	4	0	0	0	4	-	-	-	-	-	N. 25	@ Min	T. 2-2 OT	19-3-2
(EDM)	24	2	6	8	21	1	0	0	0	2	N. 26	@ Stl	L. 6-8	19-4-2
(TOT)	28	2	6	8	25	-	-	-	-	-	N. 30	PHI	T. 3-3 OT	19-4-3
Ken Berry	13	2	3	5	10	-	-	-	-	-	D. 3	LA	W. 7-3	20-4-3
Raimo Summanen	2	1	4	5	2	5	1	4	5	0	D. 4	NYI	L. 2-4	20-5-3
Kari Jalonen (CGY)	9	0	3	3	0	-	-	-	-	-	D. 7	VAN	W. 5-4	21-5-3
(EDM)	3	0	0	0	0	-	-	-	-	-	D. 10	@ Van	L. 2-3	21-6-3
(TOT)	12	0	3	3	0	-	-	-	-	-	D. 13	@ NYI	L. 5-8	21-7-3
Jim Playfair	2	1	1	2	2	-	-	-	-	-	D. 14	@ NYR	W. 9-4	22-7-3
Tom Gorence	12	1	1	2	0	-	-	-	-	-	D. 17	QUE	W. 8-1	23-7-3
Gord Sherven	2	1	0	1	0	-	-	-	-	-	D. 18	@ Wpg	W. 7-5	24-7-3
Marc Habscheid	9	1	0	1	6	-	-	-	-	-	D. 21	WPG	W. 7-4	25-7-3
Todd Strueby	1	0	1	1	2	-	-	-	-	-	D. 23	CGY	W. 7-4 OT	26-7-4
John Blum	4	0	1	1	2	-	-	-	-	-	D. 26	@ Cgy	W. 6-3	26-7-4
Andy Moog	38	0	1	1	4	7	0	0	0	2	D. 28	@ Van	W. 4-2	27-7-4
Dean Clark	1	0	0	0	0	-	-	-	-	-	D. 30	BOS	W. 2-0	28-7-4
Steve Graves	2	0	0	0	0	-	-	-	-	-	J. 3	@ Cgy	W. 9-6	29-7-4
Reg Kerr	3	0	0	0	0	-	-	-	-	-	J. 4	MIN	W. 12-8	30-7-4
Ray Cote	13	0	0	0	2	-	-	-	-	-	J. 7	HFD	W. 5-3	31-7-4
Larry Melnyk	-	-	-	-	-	6	0	1	1	2	J. 9	@ Det	W. 7-3	32-7-4
											J. 11	@ Chi	W. 5-3	33-7-4
											J. 13	@ Buf	L. 1-3	33-8-4
											J. 15	@ NJ	W. 5-4	34-8-4
											J. 18	VAN	W. 7-5	35-8-4
											J. 20	LA	W. 7-5	36-8-4
											J. 21	@ LA	W. 6-3	37-8-4
											J. 25	@ Van	W. 6-4	38-8-4
											J. 27	NJ	T. 3-3 OT	38-8-5
											J. 28	LA	L. 2-4	38-9-5
											F. 3	CGY	W. 10-5	39-9-5
											F. 5	@ Wsh	L. 2-9	39-10-5
											F. 7	@ NYI	L. 3-5	39-11-5
											F. 9	@ Phi	L. 3-4	39-12-5
											F. 11	@ Bos	L. 1-4	39-13-5
											F. 12	@ Hfd	L. 0-11	39-14-5
											F. 15	WPG	W. 7-4	40-14-5
											F. 17	BOS	W. 5-2	41-14-5
											F. 19	PIT	W. 7-3	42-14-5
											F. 21	@ Stl	W. 6-5	43-14-5
											F. 22	@ Pit	W. 9-2	44-14-5
											F. 24	CGY	W. 5-3	45-14-5
											F. 25	TOR	W. 8-3	46-14-5
											F. 27	@ Wpg	W. 6-5 OT	47-14-5
											F. 29	PHI	L. 3-5	47-15-5
											M. 4	MTL	W. 6-1	48-15-5
											M. 7	CHI	W. 7-4	49-15-5
											M. 10	NYR	L. 2-3	49-16-5
											M. 11	VAN	W. 12-2	50-16-5
											M. 13	@ Que	W. 6-5 OT	51-16-5
											M. 15	@ Mtl	L. 2-3	51-17-5
											M. 17	LA	W. 9-1	52-17-5
											M. 18	BUF	W. 4-3	53-17-5
											M. 21	HTF	W. 5-3	54-17-5
											M. 24	STL	L. 1-7	54-18-5
											M. 25	WPG	W. 3-2	55-18-5
											M. 27	@ Cgy	W. 9-2	56-18-5
											M. 31	@ LA	W. 4-3	57-18-5

Edmonton Oilers 1984-85 Results & Statistics

COACH	REGULAR SEASON							PLAYOFFS				
	GP	W	L	T	PTS	GF	GA	GP	W	L	GF	GA
Glen Sather	80	49	20	11	109	401	298	18	15	3	98	57

STANLEY CUP CHAMPIONS, 1st Smythe Division, 2nd Overall. Playoffs: Won Smythe Division Semi-Final 3-0 vs Los Angeles, Won Smythe Division Final 4-0 vs Winnipeg, Won Campbell Conference Final 4-2 vs Chicago, Won Stanley Cup Final 4-1 vs Philadelphia.

PLAYER	REGULAR SEASON					PLAYOFFS					GAME-BY-GAME RESULTS				
	GP	G	A	PTS	PIM	GP	G	A	PTS	PIM	DATE	OPPONENT	RESULT	RECORD	
Wayne Gretzky	80	73	135	208	52	18	17	30	47	4	O. 11	@ LA	T. 2-2 OT	0-0-1	
Jari Kurri	73	71	64	135	30	18	19	12	31	6	O. 12	QUE	W. 5-1	1-0-1	
Paul Coffey	80	37	84	121	97	18	12	25	37	44	O. 14	BOS	W. 7-2	2-0-1	
Mike Krushelnyski	80	43	45	88	60	18	5	8	13	22	O. 18	@ Min	W. 7-5	4-0-1	
Glenn Anderson	80	42	39	81	69	18	10	16	26	38	O. 19	@ Wpg	W. 7-4	5-0-1	
Mark Napier (MIN)	39	10	18	28	2	-	-	-	-	-	O. 21	CGY	W. 6-4	6-0-1	
(EDM)	33	9	26	35	19	18	5	5	10	7	O. 24	WSH	T. 3-3 OT	6-0-2	
(TOT)	72	19	44	63	21	-	-	-	-	-	O. 26	LA	W. 8-2	7-0-2	
Mark Messier	55	23	31	54	57	18	12	13	25	12	O. 30	VAN	W. 7-0	8-0-2	
Charlie Huddy	80	7	44	51	46	18	3	17	20	17	N. 2	CHI	W. 4-2	9-0-2	
Dave Hunter	80	17	19	36	122	18	2	5	7	33	N. 4	@ Wpg	W. 2-1	10-0-2	
Willy Lindstrom	80	12	20	32	18	18	5	1	6	8	N. 6	@ Pit	T. 3-3 OT	10-0-3	
Dave Lumley (HTF)	48	8	20	28	98	-	-	-	-	-	N. 8	@ NJ	W. 3-2	11-0-3	
(EDM)	12	1	3	4	13	8	0	0	0	29	N. 9	@ Wsh	W. 8-5	12-0-3	
(TOT)	60	9	23	32	111	-	-	-	-	-	N. 11	@ Phi	L. 5-7	12-1-3	
Pat Hughes	73	12	13	25	85	10	1	1	2	4	N. 14	MTL	L. 2-4	12-2-3	
Kevin Lowe	80	4	21	25	104	16	0	5	5	8	N. 15	@ Cgy	L. 2-6	12-3-3	
Kevin McClelland	62	8	15	23	212	18	1	3	4	75	N. 17	VAN	W. 7-0	13-3-3	
Randy Gregg	57	3	20	23	32	17	0	6	6	12	N. 21	WPG	W. 7-5	14-3-3	
Don Jackson	78	3	17	20	141	9	0	0	0	64	N. 24	STL	W. 7-6	15-3-3	
Dave Semenko	69	6	12	18	167	14	0	0	0	39	N. 27	@ Tor	W. 7-1	16-3-3	
Bill Carroll	65	8	9	17	22	9	0	0	0	4	N. 29	@ Bos	W. 4-2	17-3-3	
Lee Fogolin	79	4	13	17	126	18	3	1	4	16	N. 30	@ Hfd	W. 4-2	18-3-3	
Gord Sherven	37	9	7	16	10	-	-	-	-	-	D. 5	NYI	W. 6-4	19-3-3	
Jaroslav Pouzar	33	4	8	12	28	9	2	1	3	2	D. 7	MIN	W. 6-3	20-3-3	
Larry Melnyk	28	0	11	11	25	12	1	3	4	26	D. 8	@ Van	L. 2-3 OT	20-4-3	
Marc Habscheid	26	5	3	8	4	-	-	-	-	-	D. 13	@ LA	L. 2-7	20-5-3	
Raimo Summanen	9	0	4	4	0	-	-	-	-	-	D. 15	@ Stl	W. 8-2	21-5-3	
Grant Fuhr	46	0	3	3	6	18	0	3	3	2	D. 17	@ NJ	L. 2-5	21-6-3	
Marco Baron	1	0	0	0	0	-	-	-	-	-	D. 19	LA	W. 7-3	22-6-3	
Daryl Reaugh	1	0	0	0	0	-	-	-	-	-	D. 21	VAN	L. 1-3	22-7-3	
Ray Cote	2	0	0	0	2	-	-	-	-	-	D. 22	CGY	W. 7-1	23-7-3	
Steve Smith	2	0	0	0	2	-	-	-	-	-	D. 26	@ Cgy	W. 6-5	24-7-3	
Mike Zanier	3	0	0	0	0	-	-	-	-	-	D. 29	DET	W. 6-3	25-7-3	
Andy Moog	39	0	0	0	8	2	0	0	0	0	D. 30	@ Van	T. 7-7 OT	25-7-4	
Esa Tikkanen	-	-	-	-	-	3	0	0	0	2	J. 2	PHI	L. 2-5	25-8-4	
GOALTENDER	GP	MIN	GA	SO	GAA.	W-L-T	GP	MIN	GA	GAA.	W-L	DATE	OPPONENT	RESULT	RECORD
Andy Moog	39	2019	111	1	3.30	22-9-3	2	20	0	0.00	0-0	J. 4	WPG	W. 7-4	26-8-4
Marco Baron	1	33	2	0	3.64	0-1-0	-	-	-	-	-	J. 6	@ Wpg	W. 7-2	27-8-4
Grant Fuhr	46	2559	165	1	3.87	26-8-7	18	1064	55	3.10	15-3	J. 8	@ Que	W. 4-0	28-8-4
Mike Zanier	3	185	12	0	3.89	1-1-1	-	-	-	-	-	J. 10	@ Mtl	W. 5-2	29-8-4
Daryl Reaugh	1	60	5	0	5.00	0-1-0	-	-	-	-	-	J. 12	@ Pit	L. 3-4	29-9-4
												J. 13	@ Buf	W. 5-4	30-9-4
												J. 16	NYI	T. 3-3 OT	30-9-5
												J. 18	@ Van	T. 4-4 OT	30-9-6
												J. 19	VAN	W. 7-5	31-9-6
												J. 21	LA	W. 8-7	32-9-6
												J. 25	NJ	W. 4-2	33-9-6
												J. 26	PIT	W. 6-3	34-9-6
												J. 28	CGY	W. 4-3	35-9-6
												J. 29	@ Cgy	W. 4-2	36-9-6
												F. 2	NYR	W. 5-1	37-9-6
												F. 3	HFD	W. 6-3	38-9-6
												F. 6	@ Wpg	L. 2-6	38-10-6
												F. 8	@ Min	W. 5-3	39-10-6
												F. 9	@ Det	W. 6-5	40-10-6
												F. 15	@ NYR	L. 7-8	40-11-6
												F. 16	@ Phi	L. 4-5	40-12-6
												F. 18	@ Buf	W. 6-4	41-12-6
												F. 19	@ Tor	W. 9-4	42-12-6
												F. 22	QUE	W. 6-3	43-12-6
												F. 23	WSH	T. 3-3 OT	43-12-7
												F. 27	MTL	L. 1-4	43-13-7
												M. 1	LA	L. 4-5	43-14-7
												M. 3	WPG	L. 3-6	43-15-7
												M. 5	@ Cgy	W. 5-3	44-15-7
												M. 9	NYR	T. 3-3 OT	44-15-8
												M. 10	@ Van	L. 3-6	44-16-8
												M. 13	DET	W. 7-6	45-16-8
												M. 15	@ BUF	T. 4-4 OT	45-16-9
												M. 17	@ LA	L. 4-5	45-17-9
												M. 20	CHI	W. 6-4	46-17-9
												M. 22	TOR	T. 3-3 OT	46-17-10
												M. 26	@ NYI	T. 7-7	47-17-10
												M. 28	@ Bos	L. 3-6	47-18-10
												M. 29	@ Hfd	L. 7-8	47-19-10
												M. 31	@ Chi	W. 7-3	48-19-10
												A. 2	@ LA	W. 6-4	48-19-11
												A. 5	CGY	T. 5-5 OT	49-19-11
												A. 6	WPG	L. 5-6	49-20-11

Edmonton Oilers 1985-86 Results & Statistics

COACH	GP	W	REGULAR SEASON					GF	GA	GP	PLAYOFFS			
			L	T	PTS	L	T				GF	GA		
Glen Sather	80	56	17	7	119	426	310			10	6	4	41	30

1st Smythe Division, 1st Overall. Playoffs: Won Smythe Division Semi-Final 3-0 vs Vancouver, Lost Smythe Division Final 4-3 vs Calgary.

PLAYER	REGULAR SEASON					PLAYOFFS					GAME-BY-GAME RESULTS				
	GP	G	A	PTS	PIM	GP	G	A	PTS	PIM	DATE	OPPONENT	RESULT	RECORD	
Wayne Gretzky	80	52	163	215	46	10	8	11	19	2	O. 10	WPG	W. 4-3	1-0-0	
Paul Coffey	79	48	90	138	120	10	1	9	10	30	O. 13	STL	W. 6-3	2-0-0	
Jari Kurri	78	68	63	131	22	10	2	10	12	4	O. 16	NYI	W. 6-4	3-0-0	
Glenn Anderson	72	54	48	102	90	10	8	3	11	14	O. 18	BOS	W. 3-2	4-0-0	
Mark Messier	63	35	49	84	68	10	4	6	10	18	O. 20	@ LA	W. 8-5	5-0-0	
Mark Napier	80	24	32	56	14	10	1	4	5	0	O. 23	@ Wpg	L. 3-9	5-1-0	
Craig MacTavish	74	23	24	47	70	10	4	4	8	11	O. 25	CGY	W. 5-3	6-1-0	
Charlie Huddy	76	6	35	41	55	7	0	2	2	0	O. 28	@ Cgy	W. 6-4	7-1-0	
Mike Krushelnyski	54	16	24	40	22	10	4	5	9	16	O. 30	WPG	W. 7-3	8-1-0	
Raimo Summanen	73	19	18	37	16	5	1	1	2	0	N. 1	BUF	L. 0-2	8-2-0	
Dave Hunter	62	15	22	37	77	10	2	3	5	23	N. 3	TOR	W. 7-1	9-2-0	
Kevin McClelland	79	11	25	36	266	10	1	0	1	32	N. 5	@ Van	W. 6-4	10-2-0	
Randy Gregg	64	2	26	28	47	10	1	0	1	12	N. 6	@ LA	T. 4-4 OT	10-2-1	
Lee Fogolin	80	4	22	26	129	8	0	2	2	10	N. 8	VAN	W. 13-0	11-2-1	
Steve Smith	55	4	20	24	166	6	0	1	1	14	N. 12	@ Wsh	L. 2-5	11-3-1	
Marty McSorley	59	11	12	23	265	8	0	2	2	50	N. 14	@ Phi	L. 3-5	11-4-1	
Dave Lumley	46	11	9	20	35	3	0	2	2	2	N. 16	@ NYI	T. 4-4 OT	11-4-2	
Dave Semenko	69	6	12	18	141	6	0	0	0	32	N. 17	@ NYR	W. 3-2 OT	12-4-2	
Kevin Lowe	74	2	16	18	90	10	1	3	4	15	N. 19	@ Que	W. 5-4	13-4-2	
Esa Tikkanen	35	7	6	13	28	8	3	2	5	7	N. 20	@ Mtl	W. 5-4 OT	14-4-2	
Don Jackson	45	2	8	10	93	8	0	0	0	21	N. 23	NJ	W. 3-2	15-4-2	
Mike Rogers (NYR)	9	1	3	4	2	-	-	-	-	-	N. 27	VAN	T. 5-5 OT	15-4-3	
(EDM)	8	1	0	1	0	-	-	-	-	-	N. 30	HFD	W. 8-5	16-4-3	
(TOT)	17	2	3	5	2	-	-	-	-	-	D. 1	CGY	W. 5-3	17-4-3	
Gord Sherven (MIN)	13	0	2	2	11	-	-	-	-	-	D. 3	@ LA	W. 8-4	18-4-3	
(EDM)	5	1	1	2	4	-	-	-	-	-	D. 5	LA	T. 6-6 OT	18-4-4	
(TOT)	18	1	3	4	15	-	-	-	-	-	D. 7	MIN	W. 8-4	19-4-4	
Risto Jalo	3	0	3	3	0	-	-	-	-	-	D. 8	CHI	W. 4-3	20-4-4	
Grant Fuhr	40	0	2	2	0	9	0	1	1	0	D. 10	@ Stl	L. 3-7	20-5-4	
Andy Moog	47	0	2	2	8	1	0	0	0	0	D. 11	@ Chi	W. 12-9	21-5-4	
Ken Solheim	6	1	0	1	5	-	-	-	-	-	D. 13	@ Wpg	W. 6-3	22-5-4	
Jeff Brubaker (TOR)	21	0	0	0	67	-	-	-	-	-	D. 15	VAN	W. 5-3	23-5-4	
(EDM)	4	1	0	1	12	-	-	-	-	-	D. 18	WSH	L. 2-5	23-6-4	
(TOT)	25	1	0	1	79	-	-	-	-	-	D. 20	LA	W. 9-4	24-6-4	
Dean Hopkins	1	0	0	0	0	-	-	-	-	-	D. 22	WPG	L. 5-7	24-7-4	
Mike Moller	1	0	0	0	0	-	-	-	-	-	D. 29	@ Van	W. 5-3	25-7-4	
Selmar Odelein	4	0	0	0	0	-	-	-	-	-	D. 31	PHI	W. 4-3	26-7-4	
Jeff Beukeboom	-	-	-	-	-	1	0	0	0	4	J. 2	@ Cgy	W. 4-3	27-7-4	
											J. 4	HFD	W. 4-3	28-7-4	
											J. 5	CGY	W. 6-3	29-7-4	
											J. 8	@ Tor	L. 9-11	29-8-4	
											J. 10	@ Que	L. 3-5	29-9-4	
											J. 11	@ Mtl	W. 6-3	30-9-4	
											J. 13	@ Bos	W. 5-3	31-9-4	
											J. 15	@ Hfd	W. 4-1	32-9-4	
											J. 18	NYR	L. 4-5	32-10-4	
											J. 22	PIT	L. 4-7	32-11-4	
											J. 24	NJ	W. 7-6 OT	33-11-4	
											J. 25	LA	W. 5-2	34-11-4	
											J. 27	@ Chi	W. 4-3	35-11-4	
											J. 29	@ Stl	T. 5-5 OT	35-11-5	
											J. 31	CGY	W. 7-4	36-11-5	
											F. 1	@ Cgy	T. 4-4 OT	36-11-6	
											F. 6	@ NJ	W. 6-4	37-11-6	
											F. 8	@ Wsh	L. 4-5 OT	37-12-6	
											F. 9	@ Buf	L. 2-4	37-13-6	
											F. 11	@ Det	W. 3-2	38-13-6	
											F. 14	QUE	W. 8-2	39-13-6	
											F. 16	BUF	W. 7-5	40-13-6	
											F. 19	TOR	W. 9-5	41-13-6	
											F. 22	BOS	L. 5-6 OT	41-14-6	
											F. 24	MTL	W. 3-2	42-14-6	
											F. 26	@ Wpg	W. 8-2	43-14-6	
											M. 2	PHI	W. 2-1 OT	44-14-6	
											M. 4	@ Van	W. 6-2	45-14-6	
											M. 5	LA	W. 6-3	46-14-6	
											M. 7	PIT	W. 5-3	47-14-6	
											M. 9	@ LA	W. 7-3	48-14-6	
											M. 11	@ Min	L. 0-4	48-15-6	
											M. 12	@ Wpg	W. 8-5	49-15-6	
											M. 14	DET	W. 12-3	50-15-6	
											M. 18	WPG	W. 6-2	51-15-6	
											M. 21	MIN	W. 5-4 OT	52-15-6	
											M. 25	@ Det	W. 7-2	53-15-6	
											M. 26	@ Pit	W. 8-3	54-15-6	
											M. 28	@ NYR	L. 2-4	54-16-6	
											M. 29	@ NYI	T. 4-4 OT	54-16-7	
											A. 2	VAN	W. 8-4	55-16-7	
											A. 4	@ Cgy	L. 3-9	55-17-7	
											A. 6	@ Van	W. 3-2	56-17-7	
GOALTENDER	GP	MIN	GA	SO	GAA.	W-L-T	GP	MIN	GA	GAA.	W-L				
Andy Moog	47	2664	164	1	3.69	27-9-7	1	60	1	1.00	1-0				
Grant Fuhr	40	2184	143	0	3.93	29-8-0	9	541	28	3.11	5-4				

Edmonton Oilers 1986-87 Results & Statistics

COACH	REGULAR SEASON							PLAYOFFS				
	GP	W	L	T	PTS	GF	GA	GP	W	L	GF	GA
Glen Sather	80	50	24	6	106	372	284	21	16	5	87	57

STANLEY CUP CHAMPIONS, 1st Smythe Division, 1st Overall. Playoffs: Won Smythe Division Semi-Final 4-1 vs Los Angeles, Won Smythe Division Final 4-0 vs Winnipeg, Won Campbell Conference Final 4-1 vs Detroit, Won Stanley Cup Final 4-3 vs Philadelphia.

PLAYER	REGULAR SEASON					PLAYOFFS					DATE	GAME-BY-GAME RESULTS			RECORD
	GP	G	A	PTS	PIM	GP	G	A	PTS	PIM		OPPONENT	RESULT		
Wayne Gretzky	79	62	121	183	28	21	5	29	34	6	O. 9	@ Phi	L 1-2	0-1-0	
Jari Kurri	79	54	54	108	41	21	15	10	25	20	O. 11	@ Mtl	W 5-4 OT	1-1-0	
Mark Messier	77	37	70	107	73	21	12	16	28	16	O. 12	@ Wpg	L 3-5	1-2-0	
Esa Tikkanen	76	34	44	78	120	21	7	2	9	20	O. 15	QUE	W 5-2	2-2-0	
Glenn Anderson	80	35	38	73	65	21	14	13	27	59	O. 17	DET	W 4-3	3-2-0	
Paul Coffey	59	17	50	67	49	17	3	8	11	30	O. 19	@ LA	L 6-7	3-3-0	
Kent Nilsson (MIN)	44	13	33	46	12	-	-	-	-	-	O. 21	CHI	W 9-1	4-3-0	
(EDM)	17	5	12	17	4	21	6	13	19	6	O. 22	@ Cgy	L 3-6	4-4-0	
(TOT)	61	18	45	63	16	-	-	-	-	-	O. 24	BOS	W 6-2	5-4-0	
Mike Krushelnyski	80	16	35	51	67	21	3	4	7	18	O. 26	VAN	W 3-2	6-4-0	
Craig MacTavish	79	20	19	39	55	21	1	9	10	16	O. 29	WSH	W 6-3	7-4-0	
Kevin Lowe	77	8	29	37	94	21	2	4	6	22	O. 31	@ Van	W 6-2	8-4-0	
Moe Lemay (VAN)	52	9	17	26	128	-	-	-	-	-	N. 2	LA	T 5-5 OT	8-4-1	
(EDM)	10	1	2	3	36	9	2	1	3	11	N. 5	CGY	L 1-3	8-5-1	
(TOT)	62	10	19	29	164	-	-	-	-	-	N. 7	@ Cgy	L 4-6	8-6-1	
Craig Muni	79	7	22	29	85	14	0	2	2	17	N. 8	MTL	W 4-3	9-6-1	
Kevin McClelland	72	12	13	25	238	21	3	4	7	18	N. 11	@ NYI	W 3-2 OT	10-6-1	
Randy Gregg	52	8	16	24	42	18	3	6	9	17	N. 13	@ Bos	L 3-4 OT	10-7-1	
Steve Smith	62	7	15	22	165	15	1	3	4	45	N. 15	@ Hfd	L 2-6	10-8-1	
Mark Napier	62	8	13	21	2	-	-	-	-	-	N. 16	@ NYR	W 8-6	11-8-1	
Charlie Huddy	58	4	15	19	35	21	1	7	8	21	N. 19	NYR	W 5-4 OT	12-8-1	
Raimo Summanen	48	10	7	17	15	-	-	-	-	-	N. 22	VAN	W 5-2	13-8-1	
Dave Hunter	77	6	9	15	75	21	3	3	6	20	N. 24	@ Cgy	L 5-6	13-9-1	
Reijo Ruotsalainen	16	5	8	13	6	21	2	5	7	10	N. 26	WPG	W 4-3	14-9-1	
Normand Lacombe (BUF)	39	4	7	11	8	-	-	-	-	-	N. 28	CHI	L 5-6 OT	14-10-1	
(EDM)	1	0	0	0	2	-	-	-	-	-	D. 3	NYI	W 7-1	15-10-1	
(TOT)	40	4	7	11	10	-	-	-	-	-	D. 5	@ Pit	W 4-2	16-10-1	
Jeff Beukeboom	44	3	8	11	124	-	-	-	-	-	D. 7	@ Phi	L 2-5	16-11-1	
Marty McSorley	41	2	4	6	159	21	4	3	7	65	D. 9	@ Min	W 3-2	17-11-1	
Jaroslav Pouzar	12	2	3	5	6	5	1	1	2	2	D. 10	@ Wpg	W 7-4	18-11-1	
Stu Kulak	23	3	1	4	41	-	-	-	-	-	D. 12	WPG	W 6-1	19-11-1	
Danny Gare	18	1	3	4	6	-	-	-	-	-	D. 14	@ LA	W 4-2	20-11-1	
Lee Fogolin	35	1	3	4	17	-	-	-	-	-	D. 17	QUE	W 5-3	21-11-1	
Mike Moller	6	2	1	3	0	-	-	-	-	-	D. 19	VAN	W 4-2	22-11-1	
Steve Graves	12	2	0	2	0	-	-	-	-	-	D. 20	LA	T 8-8 OT	22-11-2	
Grant Fuhr	44	0	2	2	6	19	0	1	1	0	D. 23	WPG	L 1-2	22-12-2	
Andy Moog	46	0	2	2	8	2	0	0	0	0	D. 28	Phi	W 6-4	23-12-2	
Dave Lumley	1	0	0	0	0	-	-	-	-	-	D. 30	@ Van	W 7-3	24-12-2	
Wayne Van Dorp	3	0	0	0	25	3	0	0	0	2	J. 3	LA	W 8-1	25-12-2	
Dave Semenko	5	0	0	0	0	-	-	-	-	-	J. 7	LA	L 1-6	25-13-2	
Kelly Buchberger	-	-	-	-	-	3	0	1	1	5	J. 9	STL	W 5-1	26-13-2	
GOALTENDER	GP	MIN	GA	SO	GAA.	W-L-T	GP	MIN	GA	GAA.	W-L	J. 11	CGY	W 5-3	27-13-2
Grant Fuhr	44	2388	137	0	3.44	22-13-3	19	1148	47	2.46	14-5	J. 13	@ Det	W 5-3	28-13-2
Andy Moog	46	2461	144	0	3.51	28-11-3	2	120	8	4.00	2-0	J. 15	@ Que	W 4-1	29-13-2
												J. 17	@ Tor	W 7-4	30-13-2
												J. 18	@ Buf	L 5-6 OT	30-14-2
												J. 21	@ Wpg	W 5-3	31-14-2
												J. 23	NYR	W 7-4	32-14-2
												J. 24	PIT	W 4-2	33-14-2
												J. 27	@ Van	T 4-4 OT	33-14-3
												J. 28	VAN	W 7-3	34-14-3
												J. 30	MIN	T 2-2 OT	34-14-4
												F. 1	@ Chi	L 4-6	34-15-4
												F. 3	@ Stl	W 4-2	35-15-4
												F. 4	@ Min	W 6-5 OT	36-15-4
												F. 6	NYI	T 3-3 OT	36-15-5
												F. 8	STL	T 6-2	37-15-5
												F. 15	WSH	L 3-5	37-16-5
												F. 18	TOR	W 9-2	38-16-5
												F. 22	@ Wpg	L 2-5	38-17-5
												F. 24	@ Pit	L 2-5	38-18-5
												F. 25	@ NJ	L 2-4	38-19-5
												F. 27	@ Wsh	L 2-5	38-20-5
												M. 4	@ Van	W 8-5	39-20-5
												M. 6	LA	W 9-3	40-20-5
												M. 7	MTL	W 5-3	41-20-5
												M. 11	DET	W 6-3	42-20-5
												M. 14	BUF	W 5-3	43-20-5
												M. 15	HFD	W 4-1	44-20-5
												M. 17	NJ	W 7-4	45-20-5
												M. 19	@ Cgy	L 4-5	45-21-5
												M. 20	CGY	L 3-6	45-22-5
												M. 23	@ NJ	W 7-6	46-22-5
												M. 25	@ Hfd	W 5-3	47-22-5
												M. 26	@ Bos	L 1-4	47-23-5
												M. 28	@ Tor	L 2-4	47-24-5
												M. 29	@ Buf	W 3-2	48-24-5
												M. 31	WPG	W 3-4 OT	49-24-5
												A. 2	CGY	T 4-4 OT	49-24-6
												A. 4	@ LA	W 7-3	50-24-6

Edmonton Oilers 1987-88 Results & Statistics

COACH	REGULAR SEASON							PLAYOFFS				
	GP	W	L	T	PTS	GF	GA	GP	W	L	GF	GA
Glen Sather	80	44	25	11	99	363	288	18	16	2	84	53

STANLEY CUP CHAMPIONS, 2nd Smyth Division, 3rd Overall. Playoffs: Won Smyth Division Semi-Final 4-1 vs Winnipeg, Won Smyth Division Final 4-0 vs Calgary, Won Campbell Conference Final 4-1 vs Detroit, Won Stanley Cup Final 4-0 vs Boston.

PLAYER	REGULAR SEASON					PLAYOFFS					GAME-BY-GAME RESULTS				
	GP	G	A	PTS	PIM	GP	G	A	PTS	PIM	DATE	OPPONENT	RESULT	RECORD	
Wayne Gretzky	64	40	109	149	24	19	12	31	43	16	O. 9	DET	L 1-4	0-1-0	
Mark Messier	77	37	74	111	103	19	11	23	34	29	O. 11	@ LA	W. 9-2	1-1-0	
Jari Kurri	80	43	53	96	30	19	14	17	31	12	O. 14	CGY	L 4-5	1-2-0	
Craig Simpson (PIT)	21	13	13	26	34	-	-	-	-	-	O. 16	@ Cgy	W. 5-2	2-2-0	
(EDM)	59	43	21	64	43	19	13	6	19	26	O. 17	BOS	W. 4-3	3-2-0	
(TOT)	80	56	34	90	77	-	-	-	-	-	O. 21	LA	W. 6-2	4-2-0	
Glenn Anderson	80	38	50	88	58	19	9	16	25	49	O. 23	@ Van	W. 5-4 OT	5-2-0	
Esa Tikkanen	80	23	51	74	153	19	10	17	27	72	O. 24	VAN	W. 9-5	6-2-0	
Geoff Courtnall (BOS)	62	32	26	58	108	-	-	-	-	-	O. 27	@ Que	L 0-5	6-3-0	
(EDM)	12	4	4	8	15	19	0	3	3	23	O. 28	@ Mtl	L 1-3	6-4-0	
(TOT)	74	36	30	66	123	-	-	-	-	-	O. 31	@ NJ	L 5-6	6-5-0	
Steve Smith	79	12	43	55	286	19	1	11	12	55	N. 1	@ NYR	W. 7-6	7-5-0	
Mike Krushelnyski	76	20	27	47	64	19	4	6	10	12	N. 4	NYR	W. 7-2	8-5-0	
Charlie Huddy	77	13	28	41	71	13	4	5	9	10	N. 5	@ Cgy	T. 4-4 OT	8-5-1	
Craig MacTavish	80	15	17	32	47	19	0	1	1	31	N. 7	BUF	W. 5-0	9-5-1	
Keith Acton (MIN)	46	8	11	19	74	-	-	-	-	-	N. 10	@ LA	T. 4-4 OT	9-5-2	
(EDM)	26	3	6	9	21	7	2	0	2	16	N. 14	@ Stl	W. 6-5 OT	10-5-2	
(TOT)	72	11	17	28	95	-	-	-	-	-	N. 15	@ Chi	L 4-5	10-6-2	
Dave Hannan (PIT)	21	4	3	7	23	-	-	-	-	-	N. 18	QUE	W. 4-1	11-6-2	
(EDM)	51	9	11	20	43	12	1	1	2	8	N. 20	PIT	W. 4-1	12-6-2	
(TOT)	72	13	14	27	66	-	-	-	-	-	N. 22	@ Wpg	L 3-4 OT	12-7-2	
Marty McSorley	60	9	17	26	223	16	0	3	3	67	N. 25	NJ	L 7-8 OT	12-8-2	
Jeff Beukeboom	73	5	20	25	201	7	0	0	0	16	N. 27	CHI	W. 4-3	13-8-2	
Kevin Lowe	70	9	15	24	89	19	0	2	2	26	N. 29	@ Buf	W. 5-2	14-8-2	
Craig Muni	72	4	15	19	77	19	0	4	4	31	D. 1	@ Wsh	L 2-4	14-9-2	
Normand Lacombe	53	8	9	17	36	19	3	0	3	28	D. 2	@ Det	L 4-7	14-10-2	
Kevin McClelland	74	10	6	16	281	19	2	3	5	68	D. 5	TOR	W. 5-2	15-10-2	
Chris Joseph (PIT)	17	0	4	4	12	-	-	-	-	-	D. 6	MIN	W. 10-4	16-10-2	
(EDM)	7	0	4	4	6	-	-	-	-	-	D. 9	WPG	W. 2-0	17-10-2	
(TOT)	24	0	8	8	18	-	-	-	-	-	D. 11	VAN	W. 2-1	18-10-2	
Grant Fuhr	75	0	8	8	16	19	0	1	1	6	D. 12	@ Van	W. 6-3	19-10-2	
Steve Graves	21	3	4	7	10	-	-	-	-	-	D. 16	@ LA	L 5-7	19-11-2	
Steve Dykstra (BUF)	27	1	1	2	91	-	-	-	-	-	D. 18	WPG	T. 5-5 OT	19-11-3	
(EDM)	15	2	3	5	39	-	-	-	-	-	D. 19	HPD	L 3-4	19-12-3	
(TOT)	42	3	4	7	130	-	-	-	-	-	D. 22	LA	W. 5-2	19-13-3	
Dave Hunter	21	3	3	6	6	-	-	-	-	-	D. 26	@ Cgy	W. 5-4	20-13-3	
Moe Mantha	25	0	6	6	26	-	-	-	-	-	D. 28	VAN	W. 7-3	21-13-3	
Tom McMurchy	9	4	1	5	8	-	-	-	-	-	D. 30	PHI	W. 6-0	22-13-3	
John Miner	14	2	3	5	16	-	-	-	-	-	J. 2	@ Wsh	L 0-2	22-14-3	
Ron Shudra	10	0	5	5	6	-	-	-	-	-	J. 4	@ Bos	T. 2-2 OT	22-14-4	
Jim Wiener	12	1	2	3	15	2	0	0	0	2	J. 6	@ Hfd	W. 5-1	23-14-4	
Randy Gregg	15	1	2	3	8	19	1	8	9	24	J. 8	@ Wpg	T. 4-4 OT	24-13-5	
Bill Ranford	6	0	2	2	0	-	-	-	-	-	J. 9	NYI	W. 5-1	25-13-5	
Selmar Odelein	12	0	2	2	33	-	-	-	-	-	J. 11	WSH	W. 3-2	26-13-5	
Jim Ennis	5	1	0	1	10	-	-	-	-	-	J. 13	CGY	W. 5-3	27-13-5	
Kelly Buchberger	19	1	0	1	81	-	-	-	-	-	J. 15	WPG	T. 4-4 OT	27-13-6	
Scott Metcalfe	2	0	0	0	0	-	-	-	-	-	J. 18	@ Mtl	L 4-6	27-14-6	
Warren Skorodenski	3	0	0	0	0	-	-	-	-	-	J. 19	@ Que	T. 4-4 OT	27-14-7	
Moe Lemay	4	0	0	0	2	-	-	-	-	-	J. 21	@ Phi	L 1-3	27-15-7	
Dave Donnelly	4	0	0	0	4	-	-	-	-	-	J. 23	@ NYI	L 2-3	27-16-7	
Daryl Reaugh	6	0	0	0	0	-	-	-	-	-	J. 25	@ Pit	W. 6-4	28-16-7	
GOALTENDER	REGULAR SEASON					PLAYOFFS					J. 29	CGY	L 4-5	28-17-7	
Bill Ranford	GP	MINs	GA	SO	GAA.	W-L-T	GP	MIN	GA	GAA.	W-L	J. 30	HPD	W. 5-2	29-17-7
Grant Fuhr	75	4304	246	4	3.43	40-24-9	19	1136	55	2.90	16-2	F. 3	NJ	W. 8-5	30-17-7
Daryl Reaugh	6	176	14	0	4.77	1-1-0	-	-	-	-	-	F. 6	@ LA	L 2-7	30-18-7
Warren Skorodenski	3	61	7	0	6.89	0-0-0	-	-	-	-	-	F. 11	@ Van	W. 7-2	31-18-7
												F. 12	BOS	L 4-7	31-19-7
												F. 14	VAN	W. 7-6	32-19-7
												F. 17	TOT	T. 4-4 OT	32-19-8
												F. 19	PIT	W. 7-3	33-19-8
												F. 21	@ Wpg	W. 4-3 OT	34-19-8
												F. 23	@ Stl	W. 6-4	35-19-8
												F. 24	@ Chi	L 4-6	35-20-8
												F. 28	CGY	L 2-3	35-21-8
												M. 1	LA	W. 5-3	36-21-8
												M. 4	PHI	W. 7-4	37-21-8
												M. 5	@ Cgy	L 4-7	37-22-8
												M. 7	@ Wpg	W. 6-0	38-22-8
												M. 9	MTL	L 1-4	38-23-8
												M. 12	@ Van	T. 3-3 OT	38-23-9
												M. 15	BUF	W. 6-4	39-23-9
												M. 18	WPG	W. 4-1	40-23-9
												M. 20	@ Min	T. 5-5 OT	40-23-10
												M. 22	@ Det	W. 6-4	41-23-10
												M. 24	@ NYR	L 1-6	41-24-10
												M. 26	@ NYI	L 4-5	41-25-10
												M. 28	@ Tor	W. 6-4	42-25-10
												M. 30	MIN	W. 6-3	43-25-10
												A. 1	STL	W. 5-2	44-25-10
												A. 3	LA	T. 5-5 OT	44-25-11

Edmonton Oilers 1988-89 Results & Statistics

COACH	REGULAR SEASON							PLAYOFFS				
	GP	W	L	T	PTS	GF	GA	GP	W	L	GF	GA
Glen Sather	80	38	34	8	84	325	306	7	3	4	20	25

3rd Smythe Division, 7th Overall. Playoffs: Lost Smythe Division Semi-Final 4-3 vs Los Angeles.

PLAYER	REGULAR SEASON					PLAYOFFS					GAME-BY-GAME RESULTS			
	GP	G	A	PTS	PIM	GP	G	A	PTS	PIM	DATE	OPPONENT	RESULT	RECORD
Jari Kurri	76	44	58	102	69	7	3	5	8	6	O. 7	NYI	W. 5-1	1-0-0
Jimmy Carson	80	49	51	100	36	7	2	1	3	6	O. 9	WPG	W. 5-4	2-0-0
Mark Messier	72	33	61	94	130	7	1	11	12	8	O. 12	VAN	L. 2-6	2-1-0
Esa Tikkanen	67	31	47	78	92	7	1	3	4	12	O. 14	@ Cgy	L. 1-6	2-2-0
Craig Simpson	66	35	41	76	80	7	2	0	2	10	O. 16	@ Wpg	T. 3-3 OT	2-2-1
Glenn Anderson	79	16	48	64	93	7	1	2	3	8	O. 17	MIN	T. 3-3 OT	2-2-2
Craig MacTavish	80	21	31	52	55	7	0	1	1	8	O. 19	LA	W. 8-6	3-2-2
Charlie Huddy	76	11	33	44	52	7	2	0	2	4	O. 23	@ Van	L. 5-6	3-3-2
Tomas Jonsson (NYI)	53	9	23	32	34	-	-	-	-	-	O. 25	@ LA	W. 5-4	4-3-2
(EDM)	20	1	10	11	22	4	2	0	2	6	O. 29	WSH	L. 2-5	5-3-2
(TOT)	73	10	33	43	56	-	-	-	-	-	O. 30	CHI	L. 2-5	5-4-2
Normand Lacombe	64	17	11	28	57	7	2	1	3	21	N. 2	STL	W. 5-4	6-4-2
Keith Acton	46	11	15	26	47	-	-	-	-	-	N. 4	BUF	W. 3-4	7-4-2
Miroslav Frycer (DET)	23	7	8	15	47	-	-	-	-	-	N. 6	@ Det	L. 2-5	7-5-2
(EDM)	14	5	5	10	18	-	-	-	-	-	N. 8	@ Pit	W. 7-3	8-5-2
(TOT)	37	12	13	25	65	-	-	-	-	-	N. 9	@ NJ	W. 3-2 OT	9-5-2
Kevin Lowe	76	7	18	25	98	7	1	2	3	4	N. 12	@ Tor	W. 6-2	10-5-2
Steve Smith	35	3	19	22	97	7	2	1	3	21	N. 13	@ Buf	W. 5-4 OT	11-5-2
Kevin McClelland	79	6	14	20	161	7	0	2	2	16	N. 16	WPG	L. 1-2 OT	11-6-2
Craig Muni	69	5	13	18	71	7	0	3	3	8	N. 19	TOR	W. 9-1	12-6-2
Randy Gregg	57	3	15	18	28	-	-	-	-	-	N. 20	@ Wpg	L. 4-7	12-7-2
Kelly Buchberger	66	5	9	14	234	-	-	-	-	-	N. 23	@ Min	T. 3-3 OT	12-7-3
Craig Redmond	21	3	10	13	12	-	-	-	-	-	N. 24	@ Stl	W. 4-2	13-7-3
Dave Hunter (WPG)	34	3	1	4	61	-	-	-	-	-	N. 26	@ Mtl	L. 5-7	13-8-3
(EDM)	32	3	5	8	22	6	0	0	0	0	N. 28	@ Que	W. 7-4	14-8-3
(TOT)	66	6	6	12	83	-	-	-	-	-	N. 30	VAN	W. 4-2	15-8-3
Mark Lamb	20	2	8	10	14	6	0	2	2	8	D. 2	CGY	L. 4-7	15-9-3
Chris Joseph	44	4	5	9	54	-	-	-	-	-	D. 4	NYR	W. 10-6	16-9-3
Greg Adams	49	4	5	9	72	-	-	-	-	-	D. 7	QUE	W. 8-3	17-9-3
Reed Larson	10	2	7	9	15	-	-	-	-	-	D. 8	@ Cgy	L. 3-5	17-10-3
Doug Halward (DET)	18	0	1	1	36	-	-	-	-	-	D. 10	WPG	L. 6-7	17-11-3
(EDM)	24	0	7	7	25	2	0	0	0	0	D. 14	@ Tor	W. 8-2	18-11-3
(TOT)	42	0	8	8	61	-	-	-	-	-	D. 15	@ Bos	L. 3-4 OT	18-12-3
Jeff Beukeboom	36	0	5	5	94	1	0	0	0	2	D. 17	@ Hid	W. 4-2	19-12-3
Dave Brown (PHI)	50	0	3	3	100	-	-	-	-	-	D. 19	@ Buf	T. 5-5 OT	19-12-4
(EDM)	22	0	2	2	66	7	0	0	0	6	D. 21	VAN	L. 1-2	19-13-4
(TOT)	72	0	5	5	166	-	-	-	-	-	D. 23	CGY	W. 4-1	20-13-4
Martin Gelinas	6	1	2	3	0	-	-	-	-	-	D. 31	MTL	L. 2-4	20-14-4
Doug Smith	19	1	1	2	9	-	-	-	-	-	J. 2	@ Min	W. 3-2 OT	21-14-4
John LeBlanc	2	1	0	1	0	1	0	0	0	0	J. 4	QUE	W. 4-2	22-14-4
Alan May	3	1	0	1	7	-	-	-	-	-	J. 7	@ Cgy	L. 2-7	22-15-4
Mike Ware	2	0	1	1	11	-	-	-	-	-	J. 8	CGY	W. 6-0	23-15-4
Ken Hammond	5	0	1	1	8	-	-	-	-	-	J. 10	@ LA	L. 4-5 OT	23-16-4
Grant Fuhr	59	0	1	1	6	7	0	0	0	0	J. 13	@ Wsh	L. 2-3	23-17-4
Nick Fotiu	1	0	0	0	0	-	-	-	-	-	J. 15	@ NJ	L. 0-1	23-18-4
Francois Leroux	2	0	0	0	0	-	-	-	-	-	J. 16	@ Chi	T. 2-2 OT	23-18-5
Selmar Odelein	2	0	0	0	2	-	-	-	-	-	J. 18	@ Wpg	W. 9-4	24-18-5
Kim Isell	4	0	0	0	0	-	-	-	-	-	J. 20	PHI	T. 1-1 OT	24-18-6
Glen Cochrane (CHI)	6	0	0	0	13	-	-	-	-	-	J. 21	PIT	L. 4-7	24-19-6
(EDM)	12	0	0	0	52	-	-	-	-	-	J. 23	NYR	L. 2-3	24-20-6
(TOT)	18	0	0	0	65	-	-	-	-	-	J. 25	CHI	L. 3-6	24-21-6
Bill Ranford	29	0	0	0	2	-	-	-	-	-	J. 28	@ LA	W. 7-6	25-21-6
											J. 31	@ Van	L. 2-6	25-22-6
											F. 1	VAN	W. 4-3	26-22-6
											F. 3	DET	W. 8-5	27-22-6
											F. 5	NJ	L. 2-4	27-23-6
											F. 9	@ Phi	W. 3-1	28-23-6
											F. 11	@ Bos	L. 2-5	28-24-6
											F. 12	@ NYR	W. 3-1	29-24-6
											F. 14	@ NYI	L. 3-5	29-25-6
											F. 17	WSH	L. 2-8	29-26-6
											F. 19	BOS	L. 2-4	29-27-6
											F. 21	HPD	W. 7-4	30-27-6
											F. 24	LA	W. 4-1	31-27-6
											F. 25	STL	W. 5-3	32-27-6
											M. 1	MTL	W. 3-0	33-27-6
											M. 3	@ Wpg	W. 7-4	34-27-6
											M. 5	@ Pit	W. 4-2	35-27-6
											M. 6	@ Phi	T. 4-4 OT	35-27-7
											M. 8	@ Hid	L. 3-7	35-28-7
											M. 11	CGY	T. 5-5 OT	35-28-8
											M. 12	LA	L. 3-6	35-29-8
											M. 15	DET	L. 6-8	35-30-8
											M. 16	@ Van	L. 0-3	35-31-8
											M. 19	NYI	W. 3-2	36-31-8
											M. 21	LA	W. 3-4	36-32-8
											M. 23	WPG	L. 5-4	37-32-8
											M. 25	@ LA	L. 4-4	37-33-8
											M. 29	@ Van	L. 5-2	38-33-8
											A. 2	@ Cgy	L. 2-4	38-34-8
GOALTENDER	REGULAR SEASON					PLAYOFFS								
	GP	MIN	GA	SO	GAA	W-L-T	GP	MIN	GA	GAA	W-L			
Bill Ranford	29	1509	88	1	3.50	15-8-2	-	-	-	-	-			
Grant Fuhr	59	3341	213	1	3.83	23-26-6	7	417	24	3.45	3-4			

Edmonton Oilers 1989-90 Results & Statistics

COACH	REGULAR SEASON							PLAYOFFS				
	GP	W	L	T	PTS	GF	GA	GP	W	L	GF	GA
John Muckler	80	38	28	14	90	315	283	22	16	6	93	60

STANLEY CUP CHAMPIONS, 2nd Smyth Division, 5th Overall. Playoffs: Won Smythe Division Semi-Final 4-3 vs Winnipeg, Won Smythe Division Final 4-0 vs Los Angeles, Won Campbell Conference Final 4-2 vs Chicago, Won Stanley Cup Final 4-1 vs Boston.

PLAYER	REGULAR SEASON					PLAYOFFS					GAME-BY-GAME RESULTS				
	GP	G	A	PTS	PIM	GP	G	A	PTS	PIM	DATE	OPPONENT	RESULT	RECORD	
Mark Messier	79	45	84	129	79	22	9	22	31	20	O. 5	@ Van	W. 4-1	1-0-0	
Jari Kurri	78	33	60	93	48	22	10	15	25	18	O. 7	@ LA	W. 6-5	2-0-0	
Glenn Anderson	73	34	38	72	107	22	10	12	22	20	O. 11	VAN	L. 2-5	2-1-0	
Petr Klima (PIT)	13	5	5	10	6	-	-	-	-	-	O. 13	BOS	T. 3-3 OT	2-1-1	
(EDM)	63	25	28	53	66	21	5	0	5	8	O. 15	LA	L. 4-5 OT	2-2-1	
(TOT)	76	30	33	63	72	-	-	-	-	-	O. 18	WPG	L. 7-2	3-2-1	
Esa Tikkanen	79	30	33	63	161	22	13	11	24	26	O. 19	BOS	L. 3-0	3-3-1	
Craig Simpson	80	29	32	61	180	22	16	15	31	8	O. 22	@ Wpg	L. 4-5	3-4-1	
Craig MacTavish	80	21	22	43	89	22	2	6	8	29	O. 24	@ NYI	T. 3-3 OT	3-4-2	
Steve Smith	75	7	34	41	171	22	5	10	15	37	O. 25	@ NYR	T. 3-3 OT	3-4-3	
Kevin Lowe	78	7	26	33	140	20	0	2	2	10	O. 28	@ Que	W. 6-3	4-4-3	
Joe Murphy (DET)	9	3	1	4	4	-	-	-	-	-	O. 29	@ Mtl	L. 4-5	4-5-3	
(EDM)	62	7	18	25	56	22	6	8	14	16	N. 1	NJ	T. 6-6 OT	4-5-4	
(TOT)	71	10	19	29	60	-	-	-	-	-	N. 3	CGY	W. 5-2	5-5-4	
Mark Lamb	58	12	16	28	42	22	6	11	17	2	N. 4	PIT	L. 1-3	5-6-4	
Martin Gelin	46	17	8	25	30	20	2	3	5	6	N. 6	@ Cgy	L. 1-5	5-7-4	
Randy Gregg	48	4	20	24	42	20	2	6	8	16	N. 9	@ Bos	L. 2-6	5-8-4	
Charlie Huddy	70	1	23	24	56	22	0	6	6	10	N. 11	@ Wsh	W. 5-3	6-8-4	
Adam Graves (DET)	13	0	1	1	13	-	-	-	-	-	N. 12	@ Buf	L. 5-6	6-9-4	
(EDM)	63	9	12	21	123	22	5	6	11	17	N. 15	LA	T. 2-2 OT	6-9-5	
(TOT)	76	9	13	22	136	-	-	-	-	-	N. 17	BUF	W. 3-0	7-9-5	
Vladimir Ruzicka	25	11	6	17	10	-	-	-	-	-	N. 19	CHI	W. 5-4 OT	8-9-5	
Craig Muni	71	5	12	17	81	22	0	3	3	16	N. 21	VAN	W. 4-3	9-9-5	
Geoff Smith	74	4	11	15	52	3	0	0	0	0	N. 24	@ Phi	L. 1-5	10-10-5	
Reijo Ruotsalainen (NJ)	31	2	5	7	14	-	-	-	-	-	N. 25	@ NYI	W. 7-2	11-10-5	
(EDM)	10	1	7	8	6	22	2	11	13	12	N. 27	@ DET	W. 6-2	12-10-5	
(TOT)	41	3	12	15	20	-	-	-	-	-	N. 30	@ LA	W. 7-6	13-10-5	
Jeff Beukeboom	46	1	12	13	86	2	0	0	0	0	D. 2	MIN	W. 6-1	14-10-5	
Kelly Buchberger	55	2	6	8	168	19	0	5	5	13	D. 3	TOR	W. 5-3	15-10-5	
Normand Lacombe	15	5	2	7	21	-	-	-	-	-	D. 8	LA	W. 5-4 OT	16-10-5	
Peter Eriksson	20	3	3	6	24	-	-	-	-	-	D. 11	CGY	T. 3-3 OT	17-10-5	
Dave Brown	60	0	6	6	145	3	0	0	0	0	D. 13	QUE	W. 5-1	18-10-5	
Jimmy Carson	4	1	2	3	0	-	-	-	-	-	D. 16	@ Stl	T. 3-3 OT	19-10-5	
Kevin McClelland	10	1	1	2	13	-	-	-	-	-	D. 17	@ Chi	L. 5-6	16-11-7	
Chris Joseph	4	0	2	2	2	-	-	-	-	-	D. 19	@ Min	W. 5-0	17-11-7	
Bill Ranford	56	0	2	2	18	22	0	2	2	4	D. 21	WPG	W. 3-2	18-11-7	
Mike Greenlay	2	0	1	1	0	-	-	-	-	-	D. 23	CGY	W. 2-1	19-11-7	
Francois Leroux	3	0	1	1	0	-	-	-	-	-	D. 27	PHI	W. 2-1	20-11-7	
Trevor Sim	3	0	1	1	2	-	-	-	-	-	D. 29	MTL	W. 6-2	21-11-7	
Bruce Bell	1	0	0	0	0	-	-	-	-	-	D. 31	@ Wpg	L. 2-3	21-12-7	
Randy Exelby	1	0	0	0	0	-	-	-	-	-	J. 2	@ Stl	W. 6-4	22-12-7	
Tom Lehmann	1	0	0	0	0	-	-	-	-	-	J. 3	@ Chi	L. 2-3	22-13-7	
Norm MacIver	1	0	0	0	0	-	-	-	-	-	J. 6	HFD	T. 4-4 OT	22-13-8	
Mike Ware	3	0	0	0	4	-	-	-	-	-	J. 7	CGY	L. 1-3	22-14-8	
Eldon Reddick	11	0	0	0	0	1	0	0	0	0	J. 9	@ Cgy	W. 3-2 OT	23-14-8	
Grant Fuhr	21	0	0	0	2	-	-	-	-	-	J. 11	@ LA	T. 3-3 OT	23-14-9	
Anatoli Semenov	-	-	-	-	-	2	0	0	0	0	J. 16	DET	L. 4-6	23-15-9	
GOALTENDER	REGULAR SEASON					PLAYOFFS					GAME-BY-GAME RESULTS				
	GP	MIN	GA	SO	GAA	W-L-T	GP	MIN	GA	GAA	W-L-T	DATE	OPPONENT	RESULT	RECORD
Eldon Reddick	11	604	31	0	2.08	5-4-2	1	2	0	0.00	0-0-0	J. 17	WPG	W. 6-3	24-15-9
Bill Ranford	56	3107	165	1	3.19	24-16-9	22	1401	59	2.53	16-6-0	J. 23	NYR	L. 3-4	24-16-9
Grant Fuhr	21	1081	70	1	3.89	9-7-3	-	-	-	-	-	J. 25	LA	W. 7-6	25-16-9
Randy Exelby	1	60	5	0	5.00	0-1-0	-	-	-	-	-	J. 27	VAN	W. 6-2	26-16-9
Mike Greenlay	1	20	4	0	12.00	0-0-0	-	-	-	-	-	J. 30	@ Hfd	T. 4-4 OT	26-16-10
												J. 31	@ Det	L. 5-7	26-17-10
												F. 2	@ Pit	L. 3-6	26-18-10
												F. 4	@ Wsh	W. 5-4 OT	27-18-10
												F. 6	@ NJ	T. 2-2 OT	27-18-11
												F. 7	@ NYR	L. 2-5	27-19-11
												F. 11	WPG	W. 7-4	28-19-11
												F. 14	WSH	L. 3-4	28-20-11
												F. 16	@ Van	T. 2-2 OT	28-20-12
												F. 18	MIN	W. 3-2	29-20-12
												F. 20	@ Van	W. 4-2	30-20-12
												F. 21	BUF	W. 7-3	31-20-12
												F. 23	TOR	L. 5-6	31-21-12
												F. 25	@ Cgy	L. 4-10	31-22-12
												F. 28	@ LA	L. 2-4	31-23-12
												M. 3	PHI	W. 5-3	32-23-12
												M. 4	VAN	W. 6-3	33-23-12
												M. 6	PIT	W. 4-3 OT	34-23-12
												M. 9	@ Wpg	L. 5-7	34-24-12
												M. 10	@ Tor	L. 2-3	34-25-12
												M. 13	@ Que	W. 4-1	35-25-12
												M. 14	@ Mtl	T. 3-3 OT	35-25-13
												M. 17	NJ	L. 1-4	35-26-13
												M. 18	HFD	L. 1-3	35-27-13
												M. 21	STL	W. 8-6	36-27-13
												M. 24	@ NYI	T. 5-5 OT	36-27-14
												M. 27	@ Van	W. 4-1	37-27-14
												M. 30	@ Cgy	L. 2-6	37-28-14
												A. 1	@ Wpg	W. 4-2	38-28-14

Edmonton Oilers 1990-91 Results & Statistics

COACH	REGULAR SEASON							PLAYOFFS				
	GP	W	L	T	PTS	GF	GA	GP	W	L	GF	GA
John Muckler	80	37	37	6	80	272	272	18	9	9	57	60

3rd Smythe Division, 11th Overall. Playoffs: Won Smythe Division Semi-Final 4-3 vs Calgary, Won Smythe Division Final 4-2 vs Los Angeles, Lost Campbell Conference Final 4-1 vs Minnesota.

PLAYER	REGULAR SEASON					PLAYOFFS					GAME-BY-GAME RESULTS				
	GP	G	A	PTS	PIM	GP	G	A	PTS	PIM	DATE	OPPONENT	RESULT	RECORD	
Esa Tikkanen	79	27	42	69	85	18	12	8	20	24	O. 6	WPG	T. 3-3 OT	0-0-1	
Petr Klima	70	40	28	68	113	18	7	6	13	16	O. 7	TOR	W. 3-2	1-0-1	
Mark Messier	53	12	52	64	34	18	4	11	15	16	O. 11	@ LA	T. 5-5 OT	1-0-2	
Joe Murphy	80	27	35	62	35	15	2	5	7	14	O. 14	@ Van	L. 4-5 OT	1-1-2	
Craig Simpson	75	30	27	57	66	18	5	11	16	12	O. 16	STL	L. 2-5	1-2-2	
Glenn Anderson	74	24	31	55	59	18	6	7	13	41	O. 19	BOS	W. 8-1	2-2-2	
Steve Smith	77	13	41	54	193	18	1	2	3	45	O. 21	CGY	L. 1-2	2-3-2	
Martin Gelinas	73	20	20	40	34	18	3	6	9	25	O. 24	@ Wpg	L. 1-3	2-4-2	
Ken Linseman	56	7	29	36	94	2	0	1	1	0	O. 25	@ Cgy	L. 2-4	2-5-2	
Craig MacTavish	80	17	15	32	76	18	3	3	6	20	O. 28	WSH	L. 0-1	2-6-2	
Anatoli Semenov	57	15	16	31	26	12	5	5	10	6	O. 31	WPG	L. 0-1 OT	2-7-2	
Charlie Huddy	53	5	22	27	32	18	3	7	10	10	N. 3	NJ	L. 2-5	2-8-2	
Adam Graves	76	7	18	25	127	18	2	4	6	22	N. 6	@ STL	L. 1-2	2-9-2	
Chris Joseph	49	5	17	22	59	-	-	-	-	-	N. 8	@ Chi	L. 3-5	2-10-2	
Kevin Lowe	73	3	13	16	113	14	1	1	2	14	N. 10	@ LA	L. 4-7	2-11-2	
Geoff Smith	59	1	12	13	55	4	0	0	0	0	N. 14	VAN	W. 5-3	3-11-2	
Mark Lamb	37	4	8	12	25	15	0	5	5	20	N. 16	BUF	W. 4-2	4-11-2	
Jeff Beukeboom	67	3	7	10	150	18	1	3	4	28	N. 18	NYI	W. 3-1	5-11-2	
Craig Muni	76	1	9	10	77	18	0	3	3	20	N. 20	CHI	L. 1-3	5-12-2	
Dave Brown	58	3	4	7	160	16	0	1	1	30	N. 23	@ Buf	L. 2-3 OT	5-13-2	
Norm Maciver	21	2	5	7	14	18	0	4	4	8	N. 24	@ Tor	W. 4-1	6-13-2	
Kelly Buchberger	64	3	1	4	160	12	2	1	3	25	N. 27	@ Pit	W. 7-3	7-13-2	
Bill Ranford	60	0	4	4	6	3	0	0	0	0	N. 29	@ Bos	L. 2-4	7-14-2	
Francois Leroux	1	0	2	2	0	-	-	-	-	-	D. 1	@ Hfd	W. 4-2	8-14-2	
Brad Aitken (PIT)	6	0	1	1	25	-	-	-	-	-	D. 2	@ Phi	W. 6-3	9-14-2	
(EDM)	3	0	1	1	0	-	-	-	-	-	D. 5	QUE	W. 3-2	10-14-2	
(TOT)	9	0	2	2	25	-	-	-	-	-	D. 7	NYR	W. 4-3	11-14-2	
Max Middelndorf	3	1	0	1	2	-	-	-	-	-	D. 9	CGY	L. 2-3	11-15-2	
Igor Vyazmikin	4	1	0	1	0	-	-	-	-	-	D. 12	VAN	W. 5-4	12-15-2	
David Haas	5	1	0	1	0	-	-	-	-	-	D. 15	@ LA	L. 3-8	12-16-2	
Greg Hawgood	6	0	1	1	6	-	-	-	-	-	D. 18	LA	W. 4-3	13-16-2	
Kari Takko (MIN)	2	0	0	0	0	-	-	-	-	-	D. 20	@ Van	L. 4-7	13-17-2	
(EDM)	11	0	1	1	0	-	-	-	-	-	D. 22	@ Cgy	W. 6-2	14-17-2	
(TOT)	13	0	1	1	0	-	-	-	-	-	D. 23	VAN	W. 4-3	15-17-2	
Eldon Reddick	2	0	0	0	0	-	-	-	-	-	D. 27	CGY	W. 4-1	16-17-2	
Tomas Srsen	2	0	0	0	0	-	-	-	-	-	D. 28	@ Van	W. 5-2	17-17-2	
Shaun Van Allen	2	0	0	0	0	-	-	-	-	-	D. 30	HFD	W. 4-3	18-17-2	
Dan Currie	5	0	0	0	0	-	-	-	-	-	J. 2	MTL	L. 0-3	18-18-2	
Grant Fuhr	13	0	0	0	0	17	0	2	2	2	J. 4	DET	W. 3-2	19-18-2	
GOALTENDER	GP	MIN	GA	SO	GAA.	W-L-T	GP	MIN	GA	GAA.	W-L	J. 8	@ Pit	L. 1-6	19-19-2
Grant Fuhr	13	778	39	1	3.01	6-4-3	17	1019	51	3.00	8-7	J. 9	@ Det	L. 3-5	19-20-2
Bill Ranford	60	3415	182	0	3.20	27-27-3	3	135	8	3.56	1-2	J. 12	@ NJ	W. 5-4 OT	20-20-2
Kari Takko	11	529	37	0	4.20	4-4-0	-	-	-	-	-	J. 13	@ Phi	W. 5-3	21-20-2
Eldon Reddick	2	120	9	0	4.50	0-2-0	-	-	-	-	-	J. 15	@ NYR	T. 2-2 OT	21-21-2
												J. 17	@ NYI	W. 6-1	22-20-3
												J. 22	LA	W. 4-2	23-20-3
												J. 23	@ Van	L. 5-6	23-21-3
												J. 25	NYR	L. 3-4	23-22-3
												J. 27	@ Wpg	W. 3-2	24-22-3
												J. 30	VAN	W. 9-4	25-22-3
												F. 1	CHI	W. 4-3 OT	26-22-3
												F. 3	@ Buf	W. 3-2	27-22-3
												F. 5	@ Bos	T. 5-6 OT	27-23-3
												F. 6	@ Hfd	L. 1-5	27-24-3
												F. 8	@ Wsh	L. 3-6	27-25-3
												F. 11	PIT	W. 7-5	28-25-3
												F. 12	STL	L. 2-4	28-26-3
												F. 14	LA	L. 2-4	28-27-3
												F. 16	@ Tor	L. 2-3	28-28-3
												F. 18	@ NJ	W. 4-0	29-28-3
												F. 20	@ Min	L. 1-5	29-29-3
												F. 22	DET	T. 5-5 OT	29-29-4
												F. 24	QUE	W. 6-3	30-29-4
												F. 27	@ Cgy	L. 2-4	30-30-4
												M. 1	MIN	T. 1-1 OT	30-30-5
												M. 2	MTL	L. 1-3	30-31-5
												M. 5	@ Wpg	W. 5-4	31-31-5
												M. 6	@ Min	L. 1-5	31-32-5
												M. 8	PHI	W. 5-4	32-32-5
												M. 10	WSH	L. 3-5	32-33-5
												M. 13	NYI	W. 2-1	33-33-5
												M. 15	@ Wpg	L. 3-4	33-34-5
												M. 17	@ Mtl	W. 4-2	34-34-5
												M. 19	@ Que	L. 7-6 OT	35-34-5
												M. 23	WPG	L. 0-3	35-34-5
												M. 24	LA	L. 3-4 OT	35-35-5
												M. 26	@ LA	L. 0-2	35-36-5
												M. 28	@ CGY	T. 4-4 OT	35-37-6
												M. 29	CGY	W. 6-5 OT	36-37-6
												M. 31	WPG	W. 6-3	37-37-6

Edmonton Oilers 1991-92 Results & Statistics

COACH	REGULAR SEASON							PLAYOFFS				
	GP	W	L	T	PTS	GF	GA	GP	W	L	GF	GA
Ted Green	80	36	34	10	82	295	297	16	8	8	49	54

3rd Smythe Division, 12th Overall. Playoffs: Won Smythe Division Semi-Final 4-2 vs Los Angeles, Won Smythe Division Final 4-2 vs Vancouver, Lost Campbell Conference Final 4-0 vs Chicago.

PLAYER	REGULAR SEASON					PLAYOFFS					GAME-BY-GAME RESULTS				
	GP	G	A	PTS	PIM	GP	G	A	PTS	PIM	DATE	OPPONENT	RESULT	RECORD	
Vincent Damphousse	80	38	51	89	53	16	6	8	14	8	O. 4	@ Cgy	L 2-9	0-1-0	
Joe Murphy	80	35	47	82	52	16	8	16	24	12	O. 6	LA	T 2-2 OT	0-1-1	
Craig Simpson	79	24	37	61	80	1	0	0	0	0	O. 8	@ LA	L 3-6	0-2-1	
Scott Mellanby	80	23	27	50	197	16	2	1	3	29	O. 10	@ Stl	L 2-3 OT	0-3-1	
Bernie Nicholls (NJR)	1	0	0	0	0	-	-	-	-	-	O. 12	CGY	W 3-1	1-3-1	
(EDM)	49	20	29	49	40	16	8	11	19	25	O. 15	@ Det	L 1-3	1-4-1	
(TOT)	50	20	29	49	40	-	-	-	-	-	O. 17	@ Chi	L 2-4	1-5-1	
Dave Manson	79	15	32	47	220	16	3	9	12	44	O. 19	@ NYI	W 4-2	2-5-1	
Kelly Buchberger	79	20	24	44	157	16	1	4	5	32	O. 20	@ NVR	W 4-3	3-5-1	
Anatoli Semenov	59	20	22	42	16	8	1	1	2	6	O. 23	WSH	L 5-6	3-6-1	
Norm Maciver	57	6	34	40	38	13	1	2	3	10	O. 26	VAN	W 5-4	4-6-1	
Petr Klima	57	21	13	34	52	15	1	4	5	8	O. 27	@ Van	W 6-3	5-6-1	
Craig MacTavish	80	12	18	30	98	16	3	0	3	28	O. 30	STL	T 2-2 OT	5-6-2	
Martin Gelin	68	11	18	29	62	15	1	3	4	10	N. 1	NJ	L 1-3	5-7-2	
Esa Tikkanen	40	12	16	28	44	16	5	3	8	8	N. 3	@ Van	L 2-7	5-8-2	
Josef Beranek	58	12	16	28	18	12	2	1	3	0	N. 6	NYI	W 5-3	6-8-2	
Mark Lamb	59	6	22	28	46	16	1	1	2	10	N. 8	@ SJ	L 2-6	6-9-2	
David Maley (NJ)	37	7	11	18	58	-	-	-	-	-	N. 9	@ LA	T 4-4 OT	6-9-3	
(EDM)	23	3	6	9	46	10	1	1	2	4	N. 13	@ Pit	L 4-5 OT	6-10-3	
(TOT)	60	10	17	27	104	-	-	-	-	-	N. 14	@ Phi	L 1-3	6-11-3	
Brian Glynn (MIN)	37	2	12	14	24	-	-	-	-	-	N. 16	@ Que	W 6-2	7-11-3	
(EDM)	25	2	6	8	6	16	4	1	5	12	N. 18	@ Mtl	L 0-1	7-12-3	
(TOT)	62	4	18	22	30	-	-	-	-	-	N. 23	WPG	L 0-4	7-13-3	
Luke Richardson	75	2	19	21	118	16	0	5	5	45	N. 27	CHI	W 6-2	8-13-3	
Geoff Smith	74	2	16	18	43	5	0	1	1	6	O. 29	SJ	T 4-4 OT	8-13-4	
Greg Hawgood	20	2	11	13	22	13	0	3	3	23	N. 1	VAN	W 7-0	9-13-4	
Kevin Lowe	55	2	7	9	107	11	0	3	3	16	D. 3	PIT	W 5-3	10-13-4	
Craig Muni	54	2	5	7	34	3	0	0	0	2	D. 6	@ Wpg	T 4-4 OT	10-13-5	
Jeff Beukeboom	18	0	5	5	78	-	-	-	-	-	D. 8	SJ	W 3-1	11-13-5	
Troy Mallette	15	1	3	4	36	-	-	-	-	-	D. 10	@ Van	W 7-4	12-13-5	
Louie DeBrusk	25	2	1	3	124	-	-	-	-	-	D. 12	@ SJ	L 3-6	12-14-5	
Peter Ing	12	0	3	3	0	-	-	-	-	-	D. 14	WPG	W 7-5	13-14-5	
Bill Ranford	67	0	3	3	4	16	0	0	0	0	D. 15	DET	L 1-4	13-15-5	
David Shaw	12	1	1	2	8	-	-	-	-	-	D. 18	@ Tor	W 7-5	14-15-5	
Dan Currie	7	1	0	1	0	-	-	-	-	-	D. 20	@ Buf	T 4-4 OT	14-15-6	
Scott Thornton	15	0	1	1	43	1	0	0	0	0	D. 21	@ Bos	L 3-6	14-16-6	
Martin Rucinsky	2	0	0	0	0	-	-	-	-	-	D. 23	CGY	W 5-3	15-16-6	
Steven Rice	3	0	0	0	2	-	-	-	-	-	D. 28	LA	L 4-9	15-17-6	
Francois Leroux	4	0	0	0	7	-	-	-	-	-	D. 29	MTL	L 1-3	15-18-6	
Chris Joseph	7	0	0	0	8	5	1	3	4	2	J. 2	@ LA	L 3-5	15-19-6	
Norm Foster	10	0	0	0	2	-	-	-	-	-	J. 4	@ CGY	W 3-2	16-19-6	
Ron Tugnutt (QUE)	30	0	0	0	0	-	-	-	-	-	J. 5	CGY	L 2-3	16-20-6	
(EDM)	3	0	0	0	2	2	0	0	0	0	J. 8	@ Wpg	L 2-5	16-21-6	
(TOR)	33	0	0	0	2	-	-	-	-	-	J. 10	@ Buf	L 2-8	16-22-6	
GOALTENDER	REGULAR SEASON					PLAYOFFS					GAME-BY-GAME RESULTS				
GP	MINS	GA	SO	GAA	W-L-T	GP	MIN	GA	GAA	W-L	DATE	OPPONENT	RESULT	RECORD	
Norm Foster	10	439	20	0	2.73	5-3-0	-	-	-	-	-	J. 11	@ Det	T 5-5 OT	16-22-7
Bill Ranford	67	3822	228	1	3.58	27-26-10	16	909	51	3.37	8-8	J. 13	@ Min	W 7-4	17-22-7
Peter Ing	12	463	33	0	4.28	3-4-0	-	-	-	-	-	J. 15	VAN	L 3-5	17-23-7
Ron Tugnutt	3	124	10	0	4.84	1-1-0	2	60	3	3.00	0-0	J. 21	SJ	W 9-2	18-23-7
												J. 23	NYR	L 1-3	18-24-7
												J. 25	@ SJ	L 2-5	18-25-7
												J. 28	@ Van	W 5-3	19-25-7
												J. 29	CHI	L 3-4	19-26-7
												J. 31	HFD	W 4-1	20-26-7
												F. 2	QUE	W 8-2	21-26-7
												F. 5	MTL	W 2-1	22-26-7
												F. 7	NYI	W 4-2	23-26-7
												F. 11	@ Min	W 5-4	24-26-7
												F. 13	@ Hfd	W 3-1	25-26-7
												F. 15	@ Phi	L 5-8	25-27-7
												F. 16	@ Tor	L 5-7	25-28-7
												F. 19	LA	W 4-3	26-28-7
												F. 21	BOS	L 3-5	26-29-7
												F. 23	BUF	W 5-2	27-29-7
												F. 26	WPG	W 6-1	28-29-7
												F. 28	PHI	W 4-2	29-29-7
												M. 1	@ Wpg	W 4-2	30-29-7
												M. 4	TOR	L 2-5	30-30-7
												M. 6	STL	W 5-3	31-30-7
												M. 11	NJ	T 2-2 OT	31-30-8
												M. 14	HFD	W 3-1	32-30-8
												M. 17	@ Pit	L 5-6	32-31-8
												M. 19	@ NJ	W 5-3	33-31-8
												M. 21	@ Bos	W 4-3	34-31-8
												M. 22	@ Wsh	L 2-6	34-32-8
												M. 24	@ Cgy	T 4-4 OT	34-32-9
												M. 27	MIN	W 5-3	35-32-9
												M. 29	LA	T 2-2 OT	35-32-10
												M. 31	@ Cgy	L 2-5	35-33-10
												A. 12	SJ	W 6-4	36-33-10
												A. 14	WPG	L 2-6	36-34-10

Edmonton Oilers 1992-93 Results & Statistics

COACH	REGULAR SEASON							PLAYOFFS				
	GP	W	L	T	PTS	GF	GA	GP	W	L	GF	GA
Ted Green	84	26	50	8	60	242	337	-	-	-	-	-

5th Smythe Division, 20th Overall. Playoffs: Did not qualify.

PLAYER	REGULAR SEASON					PLAYOFFS					GAME-BY-GAME RESULTS				
	GP	G	A	PTS	PIM	GP	G	A	PTS	PIM	DATE	OPPONENT	RESULT	RECORD	
Petr Klima	68	32	16	48	100	-	-	-	-	-	O. 6	VAN	L 4-5	0-1-0	
Doug Weight (NYR)	65	15	25	40	55	-	-	-	-	-	O. 8	@ Cgy	L 2-7	0-2-0	
(EDM)	13	2	6	8	10	-	-	-	-	-	O. 10	@ Van	L 2-5	0-3-0	
(TOT)	78	17	31	48	65	-	-	-	-	-	O. 11	TOR	T 3-3 OT	0-3-1	
Shayne Corson	80	16	31	47	209	-	-	-	-	-	O. 14	@ Wpg	L 3-7	0-4-1	
Craig Simpson	60	24	22	46	36	-	-	-	-	-	O. 15	@ Chi	W 4-3 OT	1-4-1	
Dave Manson	83	15	30	45	210	-	-	-	-	-	O. 17	@ Det	L 2-4	1-5-1	
Todd Elik (MIN)	46	13	18	31	48	-	-	-	-	-	O. 20	@ TB	L 1-6	1-6-1	
(EDM)	14	1	9	10	8	-	-	-	-	-	O. 23	BOS	L 3-6	1-7-1	
(TOT)	60	14	27	41	56	-	-	-	-	-	O. 25	CGY	L 0-4	1-8-1	
Bernie Nicholls	46	8	32	40	40	-	-	-	-	-	O. 28	MIN	W 5-2	2-8-1	
Zdeno Ciger (NJ)	27	4	8	12	2	-	-	-	-	-	O. 31	WSH	W 4-2	3-8-1	
(EDM)	14	1	9	10	8	-	-	-	-	-	N. 3	OTT	W 5-2	4-8-1	
(TOT)	60	14	27	41	56	-	-	-	-	-	N. 6	@ Wpg	W 6-1	5-8-1	
Bernie Nicholls	46	8	32	40	40	-	-	-	-	-	N. 7	@ Min	T 2-2 OT	5-8-2	
Zdeno Ciger (NJ)	27	4	8	12	2	-	-	-	-	-	N. 10	@ Stl	T 4-4 OT	5-8-3	
(EDM)	37	9	15	24	6	-	-	-	-	-	N. 12	@ SJ	W 4-3	6-9-3	
(TOT)	64	13	23	36	8	-	-	-	-	-	N. 14	@ LA	W 4-2	7-9-3	
Brian Benning (PHI)	37	9	17	26	93	-	-	-	-	-	N. 18	VAN	L 0-9	7-10-3	
(EDM)	18	1	7	8	59	-	-	-	-	-	N. 22	NYI	T 5-5 OT	7-10-4	
(TOT)	55	10	24	34	152	-	-	-	-	-	N. 25	LA	L 1-3	7-11-4	
Esa Tikkanen	66	14	19	33	76	-	-	-	-	-	N. 27	CHI	L 1-8	7-12-4	
Scott Mellanby	69	15	17	32	147	-	-	-	-	-	N. 28	TB	W 4-3 OT	8-12-4	
Kelly Buchberger	83	12	18	30	133	-	-	-	-	-	D. 1	@ SJ	W 3-1	9-12-4	
Craig MacTavish	82	10	20	30	110	-	-	-	-	-	D. 3	@ Van	L 1-4	9-13-4	
Igor Kravchuk (CHI)	38	6	9	15	30	-	-	-	-	-	D. 5	STL	L 1-5	9-14-4	
(EDM)	17	4	8	12	2	-	-	-	-	-	D. 7	@ Cgy	L 3-6	9-15-4	
(TOT)	55	10	17	27	32	-	-	-	-	-	D. 8	CGY	W 3-1	10-15-4	
Martin Gelinas	65	11	12	23	30	-	-	-	-	-	D. 10	MIN	W 3-2	11-15-4	
Kevin Todd (NJ)	30	5	5	10	16	-	-	-	-	-	D. 12	@ TB	L 1-3	11-16-4	
(EDM)	25	4	9	13	10	-	-	-	-	-	D. 13	@ NYI-x	L 1-4	11-17-4	
(TOT)	55	9	14	23	26	-	-	-	-	-	D. 16	VAN	W 4-2	12-17-4	
Brent Gilchrist	60	10	10	20	47	-	-	-	-	-	D. 18	LA	T 5-5 OT	12-17-5	
Shjon Podein	40	13	6	19	25	-	-	-	-	-	D. 21	@ Cgy	L 2-3 OT	12-18-5	
Greg Hawgood	29	5	13	18	35	-	-	-	-	-	D. 23	SJ	W 4-2	13-18-5	
Geoff Smith	78	4	14	18	30	-	-	-	-	-	D. 24	CGY	L 3-7	13-19-5	
Brian Glynn	64	4	12	16	60	-	-	-	-	-	D. 29	MTL	L 3-6	13-20-5	
Luke Richardson	82	3	10	13	142	-	-	-	-	-	D. 31	@ Wpg	L 2-3	13-21-5	
Chris Joseph	33	2	10	12	48	-	-	-	-	-	J. 2	TB	W 2-1	14-21-5	
Vladimir Vujtek	30	1	10	11	8	-	-	-	-	-	J. 3	PHI	T 2-2 OT	14-21-6	
Craig Muni	72	0	11	11	67	-	-	-	-	-	J. 5	@ Stl	L 1-6	14-22-6	
Louie DeBrusk	51	8	2	10	205	-	-	-	-	-	J. 7	@ Chi	T 3-3 OT	14-22-7	
Brad Werenka	27	5	4	9	24	-	-	-	-	-	J. 9	@ Wsh	L 3-4	14-23-7	
Josef Beranek	26	2	6	8	28	-	-	-	-	-	J. 10	@ Phi	L 0-4	14-24-7	
Mike Hudson (CHI)	36	1	6	7	44	-	-	-	-	-	J. 13	WPG	L 1-4	14-25-7	
(EDM)	5	0	1	1	2	-	-	-	-	-	J. 15	HFD	W 3-1	15-25-7	
(TOT)	41	1	7	8	46	-	-	-	-	-	J. 17	BUF	W 3-2 OT	16-25-7	
Steven Rice	28	2	5	7	28	-	-	-	-	-	J. 19	LA	W 4-5	16-26-7	
Shaun Van Allen	21	1	4	5	6	-	-	-	-	-	J. 22	PIT	W 2-1	17-26-7	
Bill McDougall	4	2	1	3	4	-	-	-	-	-	J. 23	@ Wpg	L 5-8	17-27-7	
Bill Ranford	67	0	3	3	10	-	-	-	-	-	J. 27	DET	T 2-2 OT	17-27-8	
Tyler Wright	7	1	1	2	19	-	-	-	-	-	F. 2	@ Buf	W 5-4 OT	18-27-8	
David Maley	13	1	1	2	29	-	-	-	-	-	F. 3	@ Bos	W 4-3	19-27-8	
Scott Thornton	9	0	1	1	0	-	-	-	-	-	F. 3	@ Ott	L 2-3	19-28-8	
Francois Leroux	1	0	0	0	0	-	-	-	-	-	F. 9	@ LA	W 6-3	20-28-8	
Dan Currie	5	0	0	0	4	-	-	-	-	-	F. 12	SJ	W 6-0	21-28-8	
Ron Tugnutt	26	0	0	0	2	-	-	-	-	-	F. 14	QUE	L 2-3 OT	21-29-8	
GOALTENDER	GP	MIN	GA	SO	GAA	W-L-T	GP	MIN	GA	GAA	W-L				
Bill Ranford	67	3753	240	1	3.84	17-38-6	-	-	-	-	-	F. 16	@ NYI	L 2-7	21-30-8
Ron Tugnutt	26	1338	93	0	4.17	9-12-2	-	-	-	-	-	F. 18	@ Pit	W 5-4	22-30-8
												F. 20	@ Hfd	L 3-7	22-31-8
												F. 21	@ Mtl	L 3-4	22-32-8
												F. 23	@ Que	L 3-6	22-33-8
												F. 27	NYR	L 0-1	22-34-8
											F. 28	SJ	W 4-1	23-34-8	
											F. M. 4	WPG	L 3-5	23-35-8	
											M. 6	@ LA	L 1-6	23-36-8	
											M. 7	@ SJ	L 3-6	23-37-8	
											M. 10	DET	L 3-6	23-38-8	
											M. 12	NJ	W 6-4	24-38-8	
											M. 14	CHI	L 4-5 OT	24-39-8	
											M. 17	@ NYR	W 4-3 OT	25-39-8	
											M. 18	@ NJ	L 1-5	25-40-8	
											M. 20	@ Tor	L 2-4	25-41-8	
											M. 21	PIT-x	L 4-6	25-42-8	
											M. 26	LA	L 1-4	25-43-8	
											M. 27	TOR	L 2-6	25-44-8	
											M. 31	MIN	W 5-2	26-44-8	
											A. 3	WPG	L 4-6	26-45-8	
											A. 6	@ SJ	L 5-5	26-46-8	
											A. 7	@ Van	L 4-5 OT	26-47-8	
											A. 11	WPG	L 5-7	26-48-8	
											A. 13	CGY	L 2-4	26-49-8	
											A. 15	@ Wpg	L 0-3	26-50-8	

x- Denotes neutral site game.

x-Denotes neutral site game.

Edmonton Oilers 1993-94 Results & Statistics

COACH	REGULAR SEASON							PLAYOFFS						
	GP	W	L	T	PTS	GF	GA	GP	W	L	GF	GA		
Ted Green (3-18-3)84	25	45	14	64	261	305	-	-	-	-	-	-		
& Glen Sather (22-27-11)														
6th Pacific Division, 23rd Overall. Playoffs: Did not qualify.														

PLAYER	REGULAR SEASON					PLAYOFFS					GAME-BY-GAME RESULTS				
	GP	G	A	PTS	PIM	GP	G	A	PTS	PIM	DATE	OPPONENT	RESULT	RECORD	
Doug Weight	84	24	50	74	47	-	-	-	-	-	O. 6	SJ	W. 3-2	1-0-0	
Jason Arnett	78	33	35	68	104	-	-	-	-	-	O. 8	NYI	W. 5-1	2-0-0	
Zdeno Ciger	84	22	35	57	8	-	-	-	-	-	O. 11	@ Van	L. 1-4	2-1-0	
Shayne Corson	64	25	29	54	118	-	-	-	-	-	O. 13	@ Ana	L. 3-4	2-2-0	
Igor Kravchuk	81	12	38	50	16	-	-	-	-	-	O. 14	@ LA	L. 4-4 OT	2-2-1	
Bob Beers (TB)	16	1	5	6	12	-	-	-	-	-	O. 16	VAN	L. 2-3	2-3-1	
(EDM)	66	10	27	37	74	-	-	-	-	-	O. 18	@ Wpg	L. 3-6	2-4-1	
(TOT)	82	11	32	43	86	-	-	-	-	-	O. 20	Cgy	L. 3-5	2-5-1	
Scott Pearson	72	19	18	37	165	-	-	-	-	-	O. 22	BOS	L. 1-3	2-6-1	
Fredrik Olausson (WPG)	18	2	5	7	10	-	-	-	-	-	O. 24	WSH	L. 2-3 OT	2-7-1	
(EDM)	55	9	19	28	20	-	-	-	-	-	O. 26	@ SJ	L. 1-3	2-8-1	
(TOT)	73	11	24	35	30	-	-	-	-	-	O. 29	BUF	L. 3-6	2-9-1	
Steven Rice	63	17	15	32	36	-	-	-	-	-	O. 30	@ Cgy	L. 1-4	2-10-1	
Boris Mironov (WPG)	65	7	22	29	96	-	-	-	-	-	N. 3	OTT	L. 5-7	2-11-1	
(EDM)	14	0	2	2	14	-	-	-	-	-	N. 6	@ SJ	L. 5-6 OT	2-12-1	
(TOT)	73	11	24	35	30	-	-	-	-	-	N. 7	@ Chi	L. 2-5	2-13-1	
Illya Byakin	49	7	24	31	110	-	-	-	-	-	N. 9	@ Det	W. 4-2	3-13-1	
Dean McAmmond	45	6	21	27	16	-	-	-	-	-	N. 11	@ Bos	L. 1-5	3-14-1	
Craig MacTavish	66	16	10	26	80	-	-	-	-	-	N. 13	@ Hfd	L. 4-4 OT	3-14-2	
Mike Stapleton (WPG)	58	7	4	11	18	-	-	-	-	-	N. 15	@ Tor	T. 5-5 OT	3-14-3	
(EDM)	23	5	9	14	28	-	-	-	-	-	N. 17	@ Mtl	L. 1-3	3-15-3	
(TOT)	81	12	13	25	46	-	-	-	-	-	N. 20	TOR	L. 2-3	3-16-3	
Kelly Buchberger	84	3	18	21	199	-	-	-	-	-	N. 21	ANA	L. 2-4	3-17-3	
Kirk Maltby	68	11	8	19	74	-	-	-	-	-	N. 24	CHI	L. 1-3	3-18-3	
Vladimir Vujtek	40	4	15	19	14	-	-	-	-	-	N. 27	VAN	W. 2-1	4-18-3	
Brent Grieve (NYI)	3	0	0	0	7	-	-	-	-	-	N. 29	DAL	L. 5-6 OT	4-19-3	
(EDM)	24	13	5	18	14	-	-	-	-	-	D. 1	PHI	W. 3-1	5-19-3	
(TOT)	27	13	5	18	21	-	-	-	-	-	D. 5	@ Dal	L. 3-4	5-20-3	
Dave Manson	57	3	13	16	140	-	-	-	-	-	D. 7	@ NYI	T. 4-4 OT	5-20-4	
Scott Thornton	61	4	7	11	104	-	-	-	-	-	D. 8	@ NYR	T. 1-1 OT	5-20-5	
Louie DeBrusk	48	4	6	10	185	-	-	-	-	-	D. 11	@ NJ	L. 2-5	5-21-5	
Adam Bennett	48	3	6	9	49	-	-	-	-	-	D. 12	@ Phi	W. 2-1	6-21-5	
Peter White	26	3	5	8	2	-	-	-	-	-	D. 15	VAN	W. 7-2	7-21-5	
Shjon Podelin	28	3	5	8	8	-	-	-	-	-	D. 17	SJ	W. 4-2	8-21-5	
Luke Richardson	69	2	6	8	131	-	-	-	-	-	D. 19	STL	L. 1-4	8-22-5	
Brad Werenka	15	0	4	4	14	-	-	-	-	-	D. 21	@ Van	L. 3-6	8-23-5	
Roman Oksiuta	10	1	2	3	4	-	-	-	-	-	D. 22	Cgy	W. 7-3	9-23-5	
Geoff Smith	21	0	3	3	12	-	-	-	-	-	D. 27	WPG	W. 6-0	10-23-5	
Chris Joseph	10	1	1	2	28	-	-	-	-	-	D. 29	MTL	W. 6-3	11-23-5	
Ian Herbers	22	0	2	2	32	-	-	-	-	-	D. 30	@ Cgy	L. 1-7	11-24-5	
Bill Ranford	71	0	2	2	2	-	-	-	-	-	J. 2	SJ	L. 4-4 OT	11-24-6	
Todd Marchant (NYR)	1	0	0	0	0	-	-	-	-	-	J. 7	QUE	W. 6-4	12-24-6	
(EDM)	3	0	1	1	2	-	-	-	-	-	J. 9	@ Chi	W. 4-2	13-24-6	
(TOT)	4	0	1	1	2	-	-	-	-	-	J. 11	@ Dal	L. 2-5	13-25-6	
Gord Mark	12	0	1	1	43	-	-	-	-	-	J. 13	@ Stl	L. 4-6	13-26-6	
Jozef Cierny	1	0	0	0	0	-	-	-	-	-	J. 15	@ Pitt	L. 3-4	13-27-6	
Wayne Cowley	1	0	0	0	0	-	-	-	-	-	J. 18	@ Ott	L. 3-4 OT	13-28-6	
Jeff Chychrun	2	0	0	0	0	-	-	-	-	-	J. 19	@ Buf	T. 1-1 OT	13-28-7	
Darcy Martini	2	0	0	0	0	-	-	-	-	-	J. 24	VAN-x	L. 4-5 OT	13-29-7	
Brad Zavisha	2	0	0	0	0	-	-	-	-	-	J. 26	NJ	T. 3-3 OT	13-29-8	
Todd Elik	4	0	0	0	6	-	-	-	-	-	J. 28	STL	L. 2-3	13-30-8	
Alexander Kerch	5	0	0	0	2	-	-	-	-	-	J. 29	DAL	L. 3-5	13-31-8	
Tyler Wright	5	0	0	0	4	-	-	-	-	-	J. 31	LA	W. 6-4	14-31-8	
Marc Laforge	5	0	0	0	21	-	-	-	-	-	F. 4	CHI	L. 3-5	14-32-8	
Fred Brathwaite	19	0	0	0	0	-	-	-	-	-	F. 6	WPG	W. 5-2	15-32-8	
GOALTENDER	GP	MINS	GA	SO	GAA.	W-L-T	GP	MIN	GA	GAA.	W-L				
Wayne Cowley	1	57	3	0	3.16	0-1-0	-	-	-	-	-	F. 7	@ Cgy	L. 3-4	15-33-8
Bill Ranford	71	4070	236	1	3.48	22-34-11	-	-	-	-	-	F. 9	Cgy	L. 1-6	15-34-8
Fred Brathwaite	19	982	58	0	3.54	3-10-3	-	-	-	-	-	F. 12	HFD	L. 2-5	15-35-8
												F. 13	ANA	L. 3-6	15-36-8
												F. 15	@ Wsh	T. 2-2 OT	15-36-9
												F. 18	@ Det	L. 1-5	15-37-9
												F. 19	@ Tor	L. 2-3	15-38-9
												F. 23	TOR	W. 6-3	16-38-9
												F. 25	@ LA	T. 3-2	17-38-10
												F. 27	TB	L. 2-2	17-39-10
												M. 1	@ Van	W. 7-4	18-38-10
												M. 3	@ SJ	L. 2-4	18-39-10
												M. 4	@ Ana	L. 1-4	18-40-10
												M. 9	FLA	L. 3-5	18-41-10
												M. 11	DET	W. 4-2	19-41-10
												M. 16	@ TB	T. 4-4 OT	19-41-11
												M. 18	@ Fla	L. 4-4 OT	19-41-12
												M. 20	@ Que	W. 5-3	20-41-12
												M. 23	NVR	L. 3-5	20-42-12
												M. 25	@ LA	L. 4-4 OT	20-43-12
												M. 27	PIT	W. 5-3	21-43-12
												M. 31	@ Ana	W. 3-2 OT	22-43-12
												A. 2	@ LA	W. 5-3	23-43-12
												A. 3	@ LA-x	L. 1-6	23-44-12
												A. 6	@ Wpg	L. W. 4-3	24-44-12
												A. 8	ANA	L. 1-3	24-45-12
												A. 10	DET	W. 4-3	25-45-12
												A. 13	@ SJ	L. 2-2 OT	25-45-13
												A. 14	@ LA	L. 2-2 OT	25-45-14

x - Denotes neutral site game.

x - Denotes neutral site game.

Edmonton Oilers 1994-95 Results & Statistics

COACH	REGULAR SEASON							PLAYOFFS				
	GP	W	L	T	PTS	GF	GA	GP	W	L	GF	GA
George Brunett (12-20-3) & Ron Low (5-7-1)	48	17	27	4	38	136	183	-	-	-	-	-

5th Pacific Division, 22nd Overall. Playoffs: Did not qualify.

PLAYER	REGULAR SEASON					PLAYOFFS					GAME-BY-GAME RESULTS			
	GP	G	A	PTS	PIM	GP	G	A	PTS	PIM	DATE	OPPONENT	RESULT	RECORD
Doug Weight	48	7	33	40	69	-	-	-	-	-	J. 20	ANA	W. 2-1	1-0-0
Jason Arnott	42	15	22	37	128	-	-	-	-	-	J. 22	@ LA	W. 4-3	2-0-0
Shayne Corson	48	12	24	36	86	-	-	-	-	-	J. 23	@ Ana	L. 4-5 OT	2-1-0
David Oliver	44	16	14	30	20	-	-	-	-	-	J. 25	@ Chi	L. 1-5	2-2-0
Todd Marchant	45	13	14	27	32	-	-	-	-	-	J. 28	@ Det	L. 2-5	2-3-0
Kelly Buchberger	48	7	17	24	82	-	-	-	-	-	J. 30	DET	L. 2-4	2-4-0
Scott Thornton	47	10	12	22	89	-	-	-	-	-	F. 1	CHI	L. 0-7	2-5-0
Igor Kravchuk	36	7	11	18	29	-	-	-	-	-	F. 3	TOR	W. 5-3	3-5-0
Mike Stapleton	46	6	11	17	21	-	-	-	-	-	F. 7	@ Van	T. 4-4 OT	3-5-1
Roman Oksuta	26	11	2	13	8	-	-	-	-	-	F. 8	WPG	T. 3-3 OT	3-5-2
Luke Richardson	46	3	10	13	40	-	-	-	-	-	F. 10	SJ	W. 5-1	4-5-2
Jiri Sleggr (VAN)	19	1	5	6	32	-	-	-	-	-	F. 12	ANA	W. 2-0	5-5-2
(EDM)	12	1	5	6	14	-	-	-	-	-	F. 15	@ Tor	W. 4-1	6-5-2
(TOT)	31	2	10	12	46	-	-	-	-	-	F. 17	@ Det	L. 2-4	6-6-2
Kirk Maltby	47	8	3	11	49	-	-	-	-	-	F. 19	@ Chi	L. 1-4	6-7-2
Dean Kennedy	40	2	8	10	25	-	-	-	-	-	F. 20	@ Stl	L. 0-4	6-8-2
Fredrik Olausson	33	0	10	10	10	-	-	-	-	-	F. 22	DAL	W. 2-1	7-8-2
Boris Mironov	29	1	7	8	40	-	-	-	-	-	F. 25	LA	L. 3-4	7-9-2
Ken Sutton (BUF)	12	1	2	3	30	-	-	-	-	-	F. 28	@ Cgy	L. 2-5	7-10-2
(EDM)	12	3	1	4	12	-	-	-	-	-	M. 1	DAL	L. 3-5	7-11-2
(TOT)	24	4	3	7	42	-	-	-	-	-	M. 3	CHI	L. 2-5	7-12-2
Peter White	9	2	4	6	0	-	-	-	-	-	M. 5	DET	W. 4-2	8-12-2
Bryan Marchment	40	1	5	6	184	-	-	-	-	-	M. 8	@ SJ	W. 5-2	9-12-2
Len Esau	14	0	6	6	15	-	-	-	-	-	M. 12	VAN	L. 2-5	9-13-2
Scott Pearson	28	1	4	5	54	-	-	-	-	-	M. 14	STL	W. 6-5	10-13-2
Zdeno Ciger	5	2	2	4	0	-	-	-	-	-	M. 17	SJ	W. 5-3	11-13-2
Iain Fraser (DAL)	4	0	0	0	0	-	-	-	-	-	M. 20	CGY	W. 5-2	12-13-2
(EDM)	9	3	0	3	0	-	-	-	-	-	M. 22	@ Dal	T. 4-4 OT	12-13-3
(TOT)	13	3	0	3	0	-	-	-	-	-	M. 23	@ Dal	L. 1-2	12-14-3
Louie DeBrusk	34	2	0	2	93	-	-	-	-	-	M. 26	@ Stl	L. 1-5	12-15-3
Gord Mark	18	0	2	2	35	-	-	-	-	-	M. 27	@ Tor	L. 3-4	12-16-3
Bill Ranford	40	0	2	2	2	-	-	-	-	-	M. 31	CGY	L. 2-6	12-17-3
Jason Bonsignore	1	1	0	1	0	-	-	-	-	-	A. 1	VAN	L. 1-5	12-18-3
Kent Nilsson	6	1	0	1	0	-	-	-	-	-	A. 3	@ LA	L. 2-7	12-19-3
Tyler Wright	6	1	0	1	14	-	-	-	-	-	A. 5	@ Ana	L. 3-4 OT	12-20-3
Ralph Intranuovo	1	0	1	1	0	-	-	-	-	-	A. 7	@ SJ	L. 0-5	12-21-3
Joaquin Gage	2	0	1	1	0	-	-	-	-	-	A. 9	SJ	L. 2-5	12-22-3
Micah Aivazoff	21	0	1	1	2	-	-	-	-	-	A. 13	@ Van	W. 6-4	13-22-3
Dennis Bonvie	2	0	0	0	0	-	-	-	-	-	A. 15	CGY	L. 2-4	13-23-3
Ryan Smyth	3	0	0	0	0	-	-	-	-	-	A. 17	@ Wpg	W. 6-5	14-23-3
Marko Tuomainen	4	0	0	0	0	-	-	-	-	-	A. 19	LA	W. 2-0	15-23-3
Dean McAmmond	6	0	0	0	0	-	-	-	-	-	A. 21	@ LA	T. 3-3 OT	15-23-4
Fred Brathwaite	14	0	0	0	0	-	-	-	-	-	A. 22	@ Van	L. 1-6	15-24-4
Ryan McGill (PHI)	12	0	0	0	13	-	-	-	-	-	A. 25	@ Wpg	W. 5-3	16-24-4
(EDM)	8	0	0	0	8	-	-	-	-	-	A. 27	STL	W. 3-2 OT	17-24-4
(TOT)	20	0	0	0	21	-	-	-	-	-	A. 29	WPG	L. 1-5	17-25-4
GOALTENDER	GP	MIN	GA	SO	GAA	W-L-T	GP	MIN	GA	GAA	W-L			
Bill Ranford	40	2203	133	2	3.62	15-20-3	-	-	-	-	M. 1	TOR	L. 5-6	17-26-4
Fred Brathwaite	14	601	40	0	3.99	2-5-1	-	-	-	-	M. 3	@ Cgy	L. 3-5	17-27-4
Joaquin Gage	2	99	7	0	4.24	0-2-0	-	-	-	-				

Edmonton Oilers 1995-96 Results & Statistics

COACH	REGULAR SEASON							PLAYOFFS				
	GP	W	L	T	PTS	GF	GA	GP	W	L	GF	GA
Ron Low	82	30	44	8	68	240	304	-	-	-	-	-
5th Pacific Division, 21st Overall. Playoffs: Did not qualify.												

PLAYER	REGULAR SEASON					PLAYOFFS					GAME-BY-GAME RESULTS				
	GP	G	A	PTS	PIM	GP	G	A	PTS	PIM	DATE	OPPONENT	RESULT	RECORD	
Doug Weight	82	25	79	104	95	-	-	-	-	-	O. 8	DET	L 1-3	0-1-0	
Zdeno Ciger	78	31	39	70	41	-	-	-	-	-	O. 10	@ STL	L 3-5	0-2-0	
Jason Arnott	64	28	31	59	87	-	-	-	-	-	O. 13	@ Det	L 0-9	0-3-0	
Mariusz Czerkawski (BOS)	32	5	6	11	10	-	-	-	-	-	O. 15	@ Phi	L 1-7	0-4-0	
(EDM)	37	12	17	29	8	-	-	-	-	-	O. 17	@ NJ	W 3-1	1-4-0	
(TOT)	70	17	23	40	18	-	-	-	-	-	O. 18	@ Buf	L 1-4	1-5-0	
David Oliver	80	20	19	39	34	-	-	-	-	-	O. 21	VAN	W 6-4	2-5-0	
Todd Marchant	81	19	19	38	66	-	-	-	-	-	O. 22	SJ	T 1-1 OT	2-5-1	
Miroslav Satan	62	18	17	35	22	-	-	-	-	-	O. 27	WPG	W 7-5	3-5-1	
Boris Mironov	78	8	24	32	101	-	-	-	-	-	O. 31	NJ	W 2-1	4-5-1	
Jeff Norton (STL)	36	4	7	11	26	-	-	-	-	-	N. 1	@ Van	T 3-3 OT	4-5-2	
(EDM)	30	4	16	20	16	-	-	-	-	-	N. 4	TOR	T 3-3 OT	4-5-3	
(TOT)	66	8	23	31	42	-	-	-	-	-	N. 7	@ Det	L 2-4	4-6-3	
Dean McAmmond	53	15	15	30	23	-	-	-	-	-	N. 9	@ Fla	L 1-2	4-7-3	
Kelly Buchberger	82	11	14	25	184	-	-	-	-	-	N. 10	@ TB	W 4-3 OT	5-7-3	
Scott Thornton	77	9	9	18	149	-	-	-	-	-	N. 12	@ Chi	T 4-4 OT	5-7-4	
Bryan Marchment	78	3	15	18	202	-	-	-	-	-	N. 14	@ Cgy	L 2-4	5-8-4	
Jiri Slegr	57	4	13	17	74	-	-	-	-	-	N. 15	MTL	L 1-4	5-9-4	
David Roberts (STL)	28	1	6	7	12	-	-	-	-	-	N. 17	DET	L 4-5	5-10-4	
(EDM)	6	2	4	6	6	-	-	-	-	-	N. 20	COL	T 3-3 OT	5-10-5	
(TOT)	34	3	10	13	18	-	-	-	-	-	N. 22	ANA	W 2-0	6-10-5	
Ryan Smyth	48	2	9	11	28	-	-	-	-	-	N. 24	@ Cgy	W 5-2	7-10-5	
Luke Richardson	82	2	9	11	108	-	-	-	-	-	N. 26	@ Wpg	L 0-4	7-11-5	
Glenn Anderson	17	4	6	10	27	-	-	-	-	-	N. 28	CHI	L 3-5	7-12-5	
Igor Kravchuk	26	4	4	8	10	-	-	-	-	-	D. 1	CGY	L 2-8	7-13-5	
Peter White	26	5	3	8	0	-	-	-	-	-	D. 2	STL	L 3-7	7-14-5	
Kent Manderville	37	3	5	8	38	-	-	-	-	-	D. 5	@ Van	L 2-6	7-15-5	
Kirk Maltby	49	2	6	8	61	-	-	-	-	-	D. 7	@ Col	W 5-3	8-15-5	
Ken Sutton	32	0	8	8	39	-	-	-	-	-	D. 9	@ SJ	W 4-2	9-15-5	
Donald Dufresne (STL)	3	0	0	0	4	-	-	-	-	-	D. 10	@ Ana	W 3-1	10-15-5	
(EDM)	42	1	6	7	16	-	-	-	-	-	D. 13	VAN	T 2-2 OT	10-15-6	
(TOT)	45	1	6	7	20	-	-	-	-	-	D. 15	@ Wpg	L 4-9	10-16-6	
Brett Hauer	29	4	2	6	30	-	-	-	-	-	D. 18	OTT	W 3-1	11-16-6	
Fredrik Olausson	20	0	6	6	14	-	-	-	-	-	D. 20	COL	L 1-4	11-17-6	
Louie DeBrusk	38	1	3	4	96	-	-	-	-	-	D. 22	@ Wsh	L 1-6	11-18-6	
Ralph Intranuovo	13	1	2	3	4	-	-	-	-	-	D. 23	@ Tor	L 1-6	11-19-6	
Greg de Vries	13	1	1	2	12	-	-	-	-	-	D. 27	PHI	W 3-2	12-19-6	
Jason Bonsignore	20	0	2	2	4	-	-	-	-	-	D. 29	LA	W 5-4 OT	13-19-6	
Tyler Wright	23	1	0	1	33	-	-	-	-	-	D. 30	NYR	L 3-8	13-20-6	
Curtis Joseph	34	0	1	1	4	-	-	-	-	-	J. 3	TB	L 0-5	13-21-6	
Bill Ranford	37	0	1	1	2	-	-	-	-	-	J. 5	FLA	L 2-3	13-22-6	
Nick Stajduhar	2	0	0	0	4	-	-	-	-	-	J. 7	ANA	W 3-1	14-22-6	
Bryan Muir	5	0	0	0	6	-	-	-	-	-	J. 9	HFD	L 1-5	14-23-6	
Fred Brathwaite	7	0	0	0	2	-	-	-	-	-	J. 13	BUF	W 5-4 OT	15-23-6	
Dennis Bonvie	8	0	0	0	47	-	-	-	-	-	J. 16	@ STL	W 5-1	16-23-6	
Joaquin Gage	16	0	0	0	4	-	-	-	-	-	J. 17	@ Dal	W 4-3	17-23-6	
GOALTENDER	GP	MINS	GA	SO	GAA.	W-L-T	GP	MIN	GA	GAA.	W-L	J. 24	DAL	L 3-5	17-24-6
Fred Brathwaite	7	293	12	0	2.46	0-2-0	-	-	-	-	-	J. 26	NYI	W 4-1	18-24-6
Curtis Joseph	34	1936	111	0	3.44	15-16-2	-	-	-	-	-	J. 30	@ Cgy	L 2-3 OT	18-25-6
Joaquin Gage	16	717	45	0	3.77	2-8-1	-	-	-	-	-	J. 31	CHI	L 0-4	18-26-6
Bill Ranford	37	2015	128	1	3.81	13-18-5	-	-	-	-	-	F. 7	WSH	L 1-2	18-27-6
												F. 9	VAN	L 2-3 OT	18-28-6
												F. 11	CGY	W 4-2	19-28-6
												F. 14	ANA	W 3-2	20-28-6
												F. 16	@ Dal	L 1-6	20-29-6
												F. 18	@ Chi	L 1-4	20-30-6
												F. 19	@ Col	L 5-7	20-31-6
												F. 21	LA	W 7-2	21-31-6
												F. 23	BOS	L 4-7	21-32-6
												F. 25	@ NYI	L 0-2	21-33-6
												F. 27	@ Bos	W 4-3 OT	22-33-6
												F. 28	@ Hfd	T 4-4 OT	22-33-7
												M. 1	PIT	L 4-5	22-34-7
												M. 3	STL	L 3-4	22-35-7
												M. 6	@ LA	L 2-3	22-36-7
												M. 8	SJ	W 4-2	23-36-7
												M. 13	@ SJ	W 8-3	24-36-7
												M. 16	@ LA	W 5-2	25-36-7
												M. 17	@ Col	L 1-8	25-37-7
												M. 19	@ NYR	W 4-1	26-37-7
												M. 21	@ Pit	L 4-5	26-38-7
												M. 23	@ Mtl	W 6-5	27-38-7
												M. 24	@ Ott	W 3-2	28-38-7
												M. 27	LA	T 3-3 OT	28-38-8
												M. 29	WPG	T 3-2	29-38-8
												M. 30	TOR	L 3-4	29-39-8
												A. 1	@ Van	W 6-2	30-39-8
												A. 3	@ Ana	L 0-1	30-40-8
												A. 4	@ SJ	L 3-5	30-41-8
												A. 8	CGY	L 2-3	30-42-8
												A. 10	DAL	L 2-4	30-43-8
												A. 13	@ Tor	L 3-6	30-44-8

Edmonton Oilers 1996-97 Results & Statistics

COACH	REGULAR SEASON							PLAYOFFS				
	GP	W	L	T	PTS	GF	GA	GP	W	L	GF	GA
Ron Low	82	36	37	9	81	252	247	12	5	7	32	37

3rd Pacific Division, 13th Overall. Playoffs: Won Western Conference Quarter-Final 4-3 vs Dallas, Lost Western Conference Semi-Final 4-1 vs Colorado.

PLAYER	REGULAR SEASON					PLAYOFFS					GAME-BY-GAME RESULTS				
	GP	G	A	PTS	PIM	GP	G	A	PTS	PIM	DATE	OPPONENT	RESULT	RECORD	
Doug Weight	80	21	61	82	80	12	3	8	11	8	O. 4	BUF	W. 4-3	1-0-0	
Ryan Smyth	82	39	22	61	76	12	5	5	10	12	O. 6	VAN	W. 2-0	2-0-0	
Andrei Kovalenko	74	32	27	59	81	12	4	3	7	6	O. 8	@ Tor	W. 4-2	3-0-0	
Jason Arnott	67	19	38	57	92	12	3	6	9	18	O. 9	@ Det	L. 0-2	3-1-0	
Mariusz Czerkawski	76	26	21	47	16	12	2	1	3	10	O. 11	STL	L. 1-3	3-2-0	
Kelly Buchberger	81	8	30	38	159	12	5	2	7	16	O. 14	@ Pho	W. 6-3	4-2-0	
Todd Marchant	79	14	19	33	44	12	4	2	6	12	O. 15	@ Col	L. 2-7	4-3-0	
Mike Grier	79	15	17	32	45	12	3	1	4	4	O. 20	@ Cgy	L. 3-6	4-4-0	
Boris Mironov	55	6	26	32	85	12	2	8	10	16	O. 22	PIT	W. 5-2	5-4-0	
Rem Murray	82	11	20	31	16	12	1	2	3	4	O. 24	@ LA	W. 8-2	6-4-0	
Dean McAmmond	57	12	17	29	28	-	-	-	-	-	O. 26	COL	L. 2-4	6-5-0	
Miroslav Satan	64	17	11	28	22	-	-	-	-	-	O. 30	PHO	W. 4-1	7-5-0	
Mats Lindgren	69	11	14	25	12	12	0	4	4	0	N. 1	VAN	L. 4-5 OT	7-6-0	
Dan McGillis	73	6	16	22	52	12	0	5	5	24	N. 3	@ Chi	L. 2-4	7-7-0	
Drew Bannister (TB)	64	4	13	17	44	-	-	-	-	-	N. 6	@ Pit	L. 2-5	7-8-0	
(EDM)	1	0	1	1	0	12	0	0	0	30	N. 7	@ Bos	W. 6-0	8-8-0	
(TOT)	65	4	14	18	44	-	-	-	-	-	N. 9	@ Tor	L. 3-7	8-9-0	
Bryan Marchment	71	3	13	16	132	3	0	0	0	4	N. 11	@ Mtl	L. 2-3 OT	8-10-0	
Petr Klima (LA)	8	0	4	4	2	-	-	-	-	-	N. 13	@ Ott	W. 4-0	9-10-0	
(PIT)	9	1	3	4	4	-	-	-	-	-	N. 17	DAL	L. 3-7	9-11-0	
(EDM)	16	1	5	6	6	6	0	0	0	4	N. 19	CHI	T. 4-4 OT	9-11-1	
(TOT)	33	2	12	14	12	-	-	-	-	-	N. 21	NYR	W. 3-2	10-11-1	
Kevin Lowe	64	1	13	14	50	1	0	0	0	0	N. 23	CGY	W. 3-2	11-11-1	
Jeff Norton	62	2	11	13	42	-	-	-	-	-	N. 26	@ Cgy	W. 10-1	12-11-1	
Luke Richardson	82	1	11	12	91	12	0	2	2	14	N. 27	LA	L. 1-5	12-12-1	
Barrie Moore (BUF)	31	2	6	8	18	-	-	-	-	-	N. 29	@ SJ	W. 4-2	13-12-1	
(EDM)	4	0	0	0	0	-	-	-	-	-	D. 1	@ Ana	L. 2-4	13-13-1	
(TOT)	35	2	6	8	18	-	-	-	-	-	D. 4	@ Col	L. 0-2	13-14-1	
Michel Petit	18	2	4	6	20	-	-	-	-	-	D. 6	OTT	W. 5-2	14-14-1	
Greg de Vries	37	0	4	4	52	12	0	1	1	8	D. 8	STL	L. 2-3	14-15-1	
David Oliver	17	1	2	3	4	-	-	-	-	-	D. 10	@ Det	T. 0-0 OT	14-15-2	
Louie DeBrusk	32	2	0	2	94	6	0	0	0	4	D. 12	@ TB	T. 2-2 OT	14-15-3	
Ralph Intranuovo (TOR)	3	0	1	1	0	-	-	-	-	-	D. 15	@ Fla	L. 3-6	14-16-3	
(EDM)	5	1	0	1	0	-	-	-	-	-	D. 18	COL	T. 4-4 OT	14-16-4	
(TOT)	8	1	1	2	0	-	-	-	-	-	D. 20	NJ	L. 2-3	14-17-4	
Curtis Joseph	72	0	2	2	20	12	0	0	0	2	D. 22	DET	L. 2-6	14-18-4	
Steve Kelly	8	1	0	1	6	6	0	0	0	2	D. 23	@ Van	W. 7-0	15-18-4	
Donald Dufresne	22	0	1	1	15	3	0	0	0	0	D. 27	PHI	L. 4-6	15-19-4	
Craig Millar	1	0	0	0	2	-	-	-	-	-	D. 28	SJ	W. 5-3	16-19-4	
Sean Brown	5	0	0	0	4	-	-	-	-	-	D. 30	LA	W. 2-1	17-19-4	
Jesse Belanger	6	0	0	0	0	-	-	-	-	-	J. 3	TOR	W. 4-3	18-19-4	
Joe Hulbig	6	0	0	0	0	6	0	1	1	2	J. 7	@ Stl	W. 5-2	19-19-4	
Bob Essensa	19	0	0	0	4	-	-	-	-	-	J. 8	@ Chi	L. 1-4	19-20-4	
Bryan Muir	-	-	-	-	-	5	0	0	0	4	J. 11	SJ	L. 1-2	19-21-4	
GOALTENDER	GP	MIN	GA	SO	GAA.	W-L-T	GP	MIN	GA	GAA.	W-L	J. 12	HFD	W. 2-1 OT	20-21-4
Bob Essensa	19	869	41	1	2.83	4-8-0	-	-	-	-	-	J. 15	FLA	W. 4-0	21-21-4
Curtis Joseph	72	4100	200	6	2.93	32-29-9	12	767	36	2.82	5-7	J. 21	@ NYR	T. 4-4 OT	21-21-5
												J. 22	@ NYI	L. 1-8	21-22-5
												J. 24	@ Buf	W. 3-1	22-22-5
												J. 26	@ Wsh	W. 3-1	23-22-5
												J. 29	SJ	W. 3-1	24-22-5
												J. 31	NYI	W. 1-0	25-22-5
												F. 5	CGY	W. 5-2	26-22-5
												F. 8	ANA	L. 1-2 OT	26-23-5
												F. 9	WSH	W. 4-1	27-23-5
												F. 12	BOS	W. 4-3	28-23-5
												F. 13	@ Cgy	L. 2-3 OT	28-24-5
												F. 15	@ LA	T. 2-2 OT	28-24-6
												F. 17	@ Ana	L. 1-5	28-25-6
												F. 19	TOR	W. 6-5	29-25-6
												F. 21	COL	L. 3-4 OT	29-26-6
												F. 23	@ Dal	L. 1-6	29-27-6
												F. 26	@ Ana	L. 3-3 OT	29-27-7
												F. 27	@ LA	L. 3-6	29-28-7
												M. 1	MTL	L. 4-5	29-29-7
												M. 4	LA	W. 4-1	30-29-7
												M. 7	@ Dal	L. 1-2	30-30-7
												M. 9	@ Stl	W. 4-1	31-30-7
												M. 11	@ NJ	L. 1-6	31-31-7
												M. 13	@ Phi	L. 4-5 OT	31-32-7
												M. 15	@ Hfd	W. 4-2	32-32-7
												M. 19	TB	W. 3-1	33-32-7
												M. 23	ANA	L. 1-4	33-33-7
												M. 24	@ SJ	W. 5-1	34-33-7
												M. 28	@ SJ	L. 3-4	34-34-7
												M. 29	@ Pho	W. 3-1	35-34-7
												M. 31	DAL	L. 1-3	35-35-7
												A. 3	CHI	W. 4-2	36-35-7
												A. 5	VAN	T. 2-2 OT	36-35-8
												A. 9	DET	T. 3-3 OT	36-35-9
												A. 11	PHO	L. 2-6	36-36-9
												A. 12	@ Van	L. 4-5	36-37-9

Edmonton Oilers 1997-98 Results & Statistics

COACH	REGULAR SEASON							PLAYOFFS				
	GP	W	L	T	PTS	GF	GA	GP	W	L	GF	GA
Ron Low	82	35	37	10	80	215	224	12	5	7	24	25

3rd Pacific Division, 15th Overall. Playoffs: Won Western Conference Quarter-Final 4-3 vs Colorado, Lost Western Conference Semi-Final 4-1 vs Dallas.

PLAYER	REGULAR SEASON					PLAYOFFS					GAME-BY-GAME RESULTS				
	GP	G	A	PTS	PIM	GP	G	A	PTS	PIM	DATE	OPPONENT	RESULT	RECORD	
Doug Weight	79	26	44	70	69	12	2	7	9	14	O. 1	@ SJ	W. 5-3	1-0-0	
Dean McAmmond	77	19	31	50	46	12	1	4	5	12	O. 3	DET	L. 2-8	1-1-0	
Boris Mironov	81	16	30	46	100	12	3	3	6	27	O. 5	COL	L. 0-3	1-2-0	
Janne Niinimaa (PHI)	66	3	31	34	56	-	-	-	-	-	O. 8	NYR	T. 3-3 OT	1-2-1	
(EDM)	11	1	8	9	6	11	1	1	2	12	O. 11	TOR	W. 2-1	2-2-1	
(TOT)	77	4	39	43	62	-	-	-	-	-	O. 13	@ Van	L. 0-3	2-3-1	
Roman Hamrlik (TB)	37	3	12	15	22	-	-	-	-	-	O. 15	COL	L. 2-6	2-4-1	
(EDM)	41	6	20	26	48	12	0	6	6	12	O. 17	@ Ana	L. 1-2	2-5-1	
(TOT)	78	9	32	41	70	-	-	-	-	-	O. 19	@ LA	W. 3-2 OT	3-5-1	
Bill Guerin (NJ)	19	5	5	10	13	-	-	-	-	-	O. 21	BOS	L. 1-2	3-6-1	
(EDM)	40	13	16	29	80	12	7	1	8	17	O. 24	PIT	W. 4-3	4-6-1	
(TOT)	59	18	21	39	93	-	-	-	-	-	O. 29	PHO	W. 3-2	5-6-1	
Todd Marchant	76	14	21	35	71	12	1	1	2	10	N. 1	@ Bos	L. 1-3	5-7-1	
Ryan Smyth	65	20	13	33	44	12	7	1	8	17	N. 3	@ NYR	T. 2-2 OT	5-7-2	
Tony Hrkac (DAL)	13	5	3	8	0	-	-	-	-	-	N. 5	@ NYI	T. 4-4 OT	5-7-3	
(EDM)	36	8	11	19	10	12	0	3	3	2	N. 6	@ Phi	L. 2-6	5-8-3	
(TOT)	49	13	21	39	93	-	-	-	-	-	N. 8	@ Wsh	L. 1-2	5-9-3	
Mats Lindgren	82	13	13	26	42	12	1	1	2	10	N. 10	@ Buf	T. 4-4 OT	5-9-4	
Dan McGillis	67	10	15	25	74	-	-	-	-	-	N. 12	CAR	L. 4-6	5-10-4	
Scott Fraser	29	12	11	23	6	11	1	1	2	0	N. 15	CGY	T. 2-2 OT	5-10-5	
Andrei Kovalenko	59	6	17	23	28	1	0	0	0	2	N. 17	@ Pho	L. 3-6	5-11-5	
Kelly Buchberger	82	6	17	23	122	12	1	2	3	25	N. 19	@ Dal	L. 2-3	5-12-5	
Valeri Zelepukin (NJ)	35	2	8	10	32	-	-	-	-	-	N. 20	@ Stl	W. 3-0	6-12-5	
(EDM)	33	2	10	12	57	8	1	2	3	2	N. 22	@ Ott	W. 1-0	7-12-5	
(TOT)	68	4	18	22	89	-	-	-	-	-	N. 25	CHI	T. 2-2 OT	7-12-6	
Rem Murray	61	9	9	18	39	11	1	4	5	2	N. 28	ANA	L. 1-3	7-13-6	
Jason Amott	35	5	13	18	78	-	-	-	-	-	N. 30	SJ	W. 6-1	8-13-6	
Mike Grier	66	9	6	15	73	12	2	2	4	13	D. 2	@ Col	L. 2-4	8-14-6	
Greg de Vries	65	7	4	11	80	7	0	0	0	21	D. 3	@ Dal	L. 1-4	8-15-6	
Bobby Dollas (ANA)	22	0	1	1	27	-	-	-	-	-	D. 5	DET	W. 3-1	9-15-6	
(EDM)	30	2	5	7	22	11	0	0	0	16	D. 7	@ Chi	T. 3-3 OT	9-15-7	
(TOT)	52	2	6	8	49	-	-	-	-	-	D. 10	@ NJ	L. 2-4	9-16-7	
Drake Berehowsky	67	1	6	7	169	12	1	2	3	14	D. 12	@ Det	W. 3-2	10-16-7	
Boyd Devereaux	38	1	4	5	6	-	-	-	-	-	D. 13	@ Stl	W. 4-1	11-16-7	
Craig Millar	11	4	0	4	8	-	-	-	-	-	D. 17	CHI	T. 0-0 OT	11-16-8	
Joe Hultig	17	2	2	4	2	-	-	-	-	-	D. 20	DAL	L. 1-2 OT	11-17-8	
Ray Whitney	9	1	3	4	0	-	-	-	-	-	D. 22	@ Mtl	T. 3-3 OT	11-17-9	
Bryan Marchment	27	0	4	4	58	-	-	-	-	-	D. 23	@ Tor	L. 4-5	11-18-9	
Mike Watt	14	1	2	3	4	-	-	-	-	-	D. 27	COL	L. 1-5	11-19-9	
Frank Musil	17	1	2	3	8	7	0	0	0	6	D. 30	PHI	L. 1-3	11-20-9	
Steve Kelly	19	0	2	2	8	-	-	-	-	-	J. 2	MTL	L. 3-5	11-21-9	
Drew Bannister	34	0	2	2	42	-	-	-	-	-	J. 4	LA	L. 2-3	11-22-9	
Curtis Joseph	71	0	2	2	4	12	0	0	0	2	J. 7	FLA	W. 3-2	12-22-9	
Sean Brown	18	0	1	1	43	-	-	-	-	-	J. 9	@ Ana	W. 5-1	13-22-9	
Bill Huard	30	0	1	1	72	4	0	0	0	2	J. 10	@ LA	W. 4-3	14-22-9	
Scott Ferguson	1	0	0	0	0	-	-	-	-	-	J. 12	STL	W. 2-1	15-22-9	
Ladislav Benysek	2	0	0	0	0	-	-	-	-	-	J. 14	CGY	W. 5-2	16-22-9	
Jason Bowen	4	0	0	0	10	-	-	-	-	-	J. 20	PHO	W. 6-2	17-22-9	
Dennis Bonvie	4	0	0	0	27	-	-	-	-	-	J. 23	@ SJ	L. 2-3	17-23-9	
Bryan Muir	7	0	0	0	17	-	-	-	-	-	J. 24	@ Pho	W. 5-2	18-23-9	
Kevin Lowe	7	0	0	0	22	1	0	0	0	4	J. 26	@ Col	L. 1-2 OT	18-24-9	
Terran Sandwith	8	0	0	0	6	-	-	-	-	-	J. 28	NJ	T. 1-1 OT	18-24-10	
Georges Laraque	11	0	0	0	59	-	-	-	-	-	J. 31	VAN	L. 3-6	18-25-10	
Bob Essensa	16	0	0	0	0	1	0	0	0	0	F. 2	LA	W. 1-0	19-25-10	
Doug Friedman	16	0	0	0	20	-	-	-	-	-	F. 4	SJ	L. 0-3	19-26-10	
GOALTENDER	GP	MIN	GA	SO	GAA	W-L-T	GP	MIN	GA	GAA	W-L	F. 6	@ Van	L. 4-5	19-27-10
Bob Essensa	16	825	45	0	2.55	6-6-1	1	27	1	2.22	0-0	F. 7	@ Cgy	L. 2-4	19-28-10
Curtis Joseph	71	4132	181	8	2.63	29-31-9	12	716	23	1.93	5-7	F. 25	OTT	W. 5-2	20-28-10
												F. 27	ANA	L. 0-4	20-29-10
												F. 28	SJ	W. 4-1	21-29-10
												M. 2	@ Col	W. 5-4 OT	22-29-10
												M. 4	TB	W. 4-2	23-29-10
												M. 7	@ Tor	L. 1-4	23-30-10
												M. 9	@ Chi	W. 4-3 OT	24-30-10
												M. 11	@ TB	W. 2-0	25-30-10
												M. 13	@ Fla	W. 4-0	26-30-10
												M. 15	@ Car	L. 1-4	26-31-10
												M. 17	@ Det	L. 3-4	26-32-10
												M. 18	@ Pit	L. 2-4	26-33-10
												M. 21	STL	W. 2-0	27-33-10
												M. 22	NYI	L. 1-3	27-34-10
												M. 25	WSH	W. 4-2	28-34-10
												M. 27	BUF	L. 0-1	28-35-10
												M. 30	CGY	W. 3-1	29-35-10
												A. 1	@ Van	L. 2-4	29-36-10
												A. 3	DAL	W. 4-1	30-36-10
												A. 6	VAN	W. 3-2	31-36-10
												A. 8	@ Ana	L. 2-4	31-37-10
												A. 9	@ LA	W. 4-0	32-37-10
												A. 11	@ Cgy	W. 5-4	33-37-10
												A. 15	ANA	W. 5-3	34-37-10
												A. 18	@ Tor	W. 4-3	35-37-10

Edmonton Oilers 1998-99 Results & Statistics

COACH	REGULAR SEASON							PLAYOFFS				
	GP	W	L	T	PTS	GF	GA	GP	W	L	GF	GA
Ron Low	82	33	37	12	78	230	226	4	0	4	7	11

2nd Northwest Division, 16th Overall. Playoffs: Lost Western Conference Quarter-Final 4-0 vs Dallas.

PLAYER	REGULAR SEASON					PLAYOFFS					GAME-BY-GAME RESULTS				
	GP	G	A	PTS	PIM	GP	G	A	PTS	PIM	DATE	OPPONENT	RESULT	RECORD	
Bill Guerin	80	30	34	64	133	3	0	2	2	2	O. 10	LA	L 1-2	0-1-0	
Josef Beranek	66	19	30	49	23	2	0	0	0	4	O. 13	TOR	L 2-3	0-2-0	
Mike Grier	82	20	24	44	54	4	1	1	2	6	O. 14	@ Van	L W 4-1	1-2-0	
Pat Falloon	82	17	23	40	20	4	0	1	1	4	O. 17	@ NJ	W 4-2	2-2-0	
Boris Mironov	63	11	29	40	104	-	-	-	-	-	O. 20	@ NYR	L 2-3	2-3-0	
Rem Murray	78	21	18	39	20	4	1	1	2	2	O. 21	@ NYI	W 4-2	3-3-0	
Doug Weight	43	6	31	37	12	4	1	1	2	15	O. 24	@ Col	L 4-6	3-4-0	
Todd Marchant	82	14	22	36	65	4	1	1	2	12	O. 28	WSH	W 8-2	4-4-0	
Alex Selivanov (TB)	43	6	13	19	18	-	-	-	-	-	O. 31	PIT	W 4-1	5-4-0	
(EDM)	29	8	6	14	24	2	0	1	1	2	N. 2	VAN	W 5-3	6-4-0	
(TOT)	72	14	19	33	42	-	-	-	-	-	N. 4	NSH	W 3-2	7-4-0	
Roman Hamrik	75	8	24	32	70	3	0	0	0	2	N. 6	COL	L 2-5	7-5-0	
Ryan Smyth	71	13	18	31	62	3	3	0	3	0	N. 8	@ Chi	W 3-2 OT	8-5-0	
Janne Niinimaa	81	4	24	28	88	4	0	0	0	2	N. 11	@ Tor	L 2-3	8-6-0	
Chad Kilger (CHI)	64	14	11	25	30	-	-	-	-	-	N. 12	@ Ott	T 1-1 OT	8-6-1	
(EDM)	13	1	1	2	4	4	0	0	0	4	N. 14	@ Mtl	W 4-1	9-6-1	
(TOT)	77	15	12	27	34	-	-	-	-	-	N. 18	DET	L 2-6	9-7-1	
Andrei Kovalenko	43	13	14	27	30	-	-	-	-	-	N. 20	@ Ana	W 3-2 OT	10-7-1	
Dean McAmmond	65	9	16	25	36	-	-	-	-	-	N. 21	@ Pho	L 2-3 OT	10-8-1	
Ethan Moreau (CHI)	66	9	6	15	84	-	-	-	-	-	N. 25	COL	W 3-0	11-8-1	
(EDM)	14	1	5	6	8	4	0	3	3	6	N. 27	@ Cgy	W 3-2	12-8-1	
(TOT)	80	10	11	21	92	-	-	-	-	-	N. 29	CHI	L 2-3	12-9-1	
Tom Poti	73	5	16	21	42	4	0	1	1	2	D. 2	PHO	W 4-3	13-9-1	
Mats Lindgren	48	5	12	17	22	-	-	-	-	-	D. 4	TB	L 1-2	13-10-1	
Jason Smith (TOR)	60	2	11	13	40	-	-	-	-	-	D. 6	DAL	L 2-6	13-11-1	
(EDM)	12	1	1	2	11	4	0	1	1	4	D. 8	@ Nsh	L 3-3 OT	13-11-2	
(TOT)	72	3	12	15	51	-	-	-	-	-	D. 9	@ Chi	L 1-3	13-12-2	
Boyd Devereaux	61	6	8	14	23	1	0	0	0	0	D. 11	@ Det	L 2-3	13-13-2	
Christian Laflamme (CHI)	62	2	11	13	70	-	-	-	-	-	D. 13	@ Phi	T 2-2 OT	13-13-3	
(EDM)	11	0	1	1	0	4	0	1	1	2	D. 15	@ Car	L 0-3	13-14-3	
(TOT)	73	2	12	14	70	-	-	-	-	-	D. 18	@ TB	W 4-1	14-14-3	
Kelly Buchberger	52	4	4	8	68	4	0	0	0	0	D. 19	@ Fla	L 1-3	14-15-3	
Sean Brown	51	0	7	7	188	1	0	0	0	10	D. 23	SJ	L 3-5	14-16-3	
Kevin Brown	12	4	2	6	0	-	-	-	-	-	D. 27	VAN	W 3-0	15-16-3	
Georges Laraque	39	3	2	5	57	4	0	0	0	2	D. 29	MTL	L 2-5	15-17-3	
Todd Reirden	17	2	3	5	20	-	-	-	-	-	J. 3	PHI	T 3-3 OT	15-17-4	
Marty McSorley	46	2	3	5	101	3	0	0	0	2	J. 5	LA	L 3-4 OT	15-18-4	
Frank Musil	39	0	3	3	34	1	0	0	0	2	J. 7	@ Pho	W 7-1	16-18-4	
Vladimir Vorobiev	2	2	0	2	2	1	0	0	0	0	J. 9	@ LA	T 1-1 OT	16-18-5	
Craig Millar	24	0	2	2	19	-	-	-	-	-	J. 10	@ Ana	L 4-6	16-19-5	
Chris Ferraro	2	1	0	1	0	-	-	-	-	-	J. 12	DAL	T 2-2 OT	16-19-6	
Steve Passmore	6	0	1	1	2	-	-	-	-	-	J. 14	@ Van	W 3-1	17-19-6	
Bob Essensa	39	0	1	1	0	-	-	-	-	-	J. 17	DET	W 4-1	18-19-6	
Jim Dowd	1	0	0	0	0	-	-	-	-	-	J. 21	@ SJ	T 3-3 OT	18-19-7	
Joe Hultbig	1	0	0	0	2	-	-	-	-	-	J. 27	CHI	L 3-4 OT	18-20-7	
Bill Huard	3	0	0	0	0	-	-	-	-	-	J. 30	ANA	W 1-0	19-20-7	
Dan LaCouture	3	0	0	0	0	-	-	-	-	-	F. 1	STL	L 3-4 OT	19-21-7	
Daniel Lacroix	4	0	0	0	13	-	-	-	-	-	F. 3	OTT	T 2-2 OT	19-21-8	
Fredrik Lindquist	8	0	0	0	2	-	-	-	-	-	F. 5	NSH	W 4-2	20-21-8	
Mikhail Shtalenkov	34	0	0	0	2	-	-	-	-	-	F. 8	@ Cgy	L 1-2	20-22-8	
Tommy Salo (NYI)	51	0	0	0	12	-	-	-	-	-	F. 9	BOS	L 0-2	20-23-8	
(EDM)	13	0	0	0	0	4	0	0	0	0	F. 11	@ Det	L 2-4	20-24-8	
(TOT)	64	0	0	0	12	-	-	-	-	-	F. 13	@ Stl	W 3-2	21-24-8	
GOALTENDER	GP	MIN	GA	SO	GAA	W-L-T	GP	MIN	GA	GAA	W-L	F. 15	@ Dal	L 1-4	21-25-8
Tommy Salo	13	700	27	0	2.31	8-2-2	4	296	11	2.23	0-4	F. 17	@ Ana	W 6-2	22-25-8
M. Shtalenkov	34	1819	81	3	2.67	12-17-3	-	-	-	-	-	F. 18	@ LA	L 2-3	22-26-8
Bob Essensa	39	2091	96	0	2.75	12-14-6	-	-	-	-	-	F. 21	NYR	L 1-2 OT	22-27-8
Steve Passmore	6	362	17	0	2.82	1-4-1	-	-	-	-	-	F. 24	ANA	L 1-2	22-28-8
												F. 26	BUF	W 6-3	23-28-8
												F. 27	BUF	T 2-2 OT	23-28-9
												M. 1	@ Col	W 4-3	24-28-9
												M. 3	@ Buf	W 5-3	25-28-9
												M. 5	@ Pit	T 2-2 OT	25-28-10
												M. 6	@ Wsh	L 3-4	25-29-10
												M. 10	@ Dal	L 4-7	25-30-10
												M. 13	@ Stl	L 4-6	25-31-10
												M. 14	@ Nsh	L 1-3	25-32-10
												M. 17	NJ	L 1-4	25-33-10
												M. 20	VAN	W 4-3	26-33-10
												M. 22	CGY	T 2-2 OT	26-33-11
												M. 24	MTL	L 0-2	26-34-11
												M. 26	STL	W 2-1	27-34-11
												M. 28	SJ	W 5-2	28-34-11
												M. 30	PHO	L 4-7	28-35-11
												A. 1	TOR	L 1-5	28-36-11
												A. 3	@ Col	L 2-5	28-37-11
												A. 7	CGY	W 4-2	29-37-11
												A. 9	@ Cgy	W 4-1	30-37-11
												A. 10	@ Van	W 4-1	30-37-12
												A. 12	@ SJ	T 1-1 OT	31-37-12
												A. 16	COL	W 5-1	32-37-12
												A. 17	CGY	W 3-2	33-37-12

COACH	REGULAR SEASON								PLAYOFFS				
	GP	W	L	T	OTL	PTS	GF	GA	GP	W	L	GF	GA
Kevin Lowe	82	32	26	16	8	88	226	212	5	1	4	11	14

2nd Northwest Division, 14th Overall. Playoffs: Lost Western Conference Quarter-Final 4-1 vs Dallas.

244

Edmonton Oilers 2000-01 Results & Statistics

COACH	REGULAR SEASON								PLAYOFFS				
	GP	W	L	T	OTL	PTS	GF	GA	GP	W	L	GF	GA
Craig MacTavish	82	39	28	12	3	93	243	222	6	2	4	11	16

2nd Northwest Division, 12th Overall. Playoffs: Lost Western Conference Quarter-Final 4-2 vs Dallas.

PLAYER	REGULAR SEASON					PLAYOFFS					GAME-BY-GAME RESULTS			
	GP	G	A	PTS	PIM	GP	G	A	PTS	PIM	DATE	OPPONENT	RESULT	RECORD
Doug Weight	82	25	65	90	91	6	1	4	6	17	O. 6	DET	W. 2-1	1-0-0-0
Ryan Smyth	82	31	39	70	58	6	3	4	7	4	O. 7	COL	T. 1-1 OT	1-0-1-0
Janne Niinimaa	82	12	34	46	90	6	0	2	2	6	O. 10	@ Mil	L. 2-5	1-1-1-0
Anson Carter	61	16	26	42	23	6	3	1	4	4	O. 11	@ Det	W. 4-3	2-1-1-0
Todd Marchant	71	13	26	39	51	6	0	0	0	4	O. 13	BUF	W. 3-2	3-1-1-0
Mike Grier	74	20	16	36	20	6	0	0	0	8	O. 15	@ Min	W. 5-3	4-1-1-0
Rem Murray	82	15	21	36	24	6	2	0	2	6	O. 17	BOS	W. 6-1	5-1-1-0
Daniel Cleary	81	14	21	35	37	6	1	1	2	8	O. 19	TOR	L. 1-4	5-2-1-0
Tom Poti	81	12	20	32	60	6	0	2	2	2	O. 22	PHO	T. 3-3 OT	5-2-2-0
Sergei Zholtok (MTL)	32	1	10	11	8	-	-	-	-	-	O. 25	ATL	L. 1-3	5-3-2-0
(EDM)	37	4	16	20	22	3	0	0	0	0	O. 27	@ Ana	L. 2-3	5-4-2-0
(TOT)	69	5	26	31	30	-	-	-	-	-	O. 28	@ Col	L. 2-4	5-5-2-0
Georges Laraque	82	13	16	29	148	6	1	1	2	8	O. 30	ANA	W. 5-3	6-5-2-0
Igor Ulanov	67	3	20	23	90	6	0	0	0	4	N. 1	CGY	W. 3-2	7-5-2-0
Bill Guerin	21	12	10	22	18	-	-	-	-	-	N. 3	MIN	W. 3-0	8-5-2-0
Mike Comrie	41	8	14	22	14	6	1	2	3	0	N. 5	@ Cbj	W. 4-2	9-5-2-0
Eric Brewer	77	7	14	21	53	6	1	5	6	2	N. 7	@ NYR	L. 3-4	9-6-2-0
Jason Smith	82	5	15	20	120	6	0	2	2	6	N. 9	@ Phi	L. 0-2	9-7-2-0
Ethan Moreau	68	9	10	19	90	4	0	0	0	2	N. 11	@ Pit	L. 2-5	9-8-2-0
Shawn Horcoff	49	9	7	16	10	5	0	0	0	0	N. 12	@ Min	W. 5-4 OT	10-8-2-0
Domenic Pittis	47	4	5	9	49	3	0	0	0	2	N. 14	STL	W. 3-0	11-8-2-0
Chad Kilger	34	5	2	7	17	-	-	-	-	-	N. 17	CHI	T. 3-3 OT	11-8-3-0
Dan LaCouture	37	2	4	6	29	-	-	-	-	-	N. 19	CGY	W. 2-1	12-8-3-0
Sean Brown	62	2	3	5	110	-	-	-	-	-	N. 22	@ Tor	L. 3-4	12-9-3-0
Sven Butenschon (PIT)	5	0	1	1	2	-	-	-	-	-	N. 23	@ Ott	W. 5-3	13-8-3-0
(EDM)	7	1	1	2	2	-	-	-	-	-	N. 25	ANA	W. 3-2	14-9-3-0
(TOT)	12	1	2	3	4	-	-	-	-	-	N. 29	MTL	L. 2-3	14-10-3-0
Brian Swanson	16	1	1	2	6	-	-	-	-	-	D. 2	@ Van	L. 2-5	14-11-3-0
Frank Musil	13	0	2	2	4	-	-	-	-	-	D. 3	SJ	T. 3-3 OT	14-11-4-0
Michel Riesen	12	0	1	1	4	-	-	-	-	-	D. 6	NSH	W. 4-0	15-11-4-0
Scott Ferguson	20	0	1	1	13	6	1	5	6	2	D. 9	LA	L. 2-4	15-12-4-0
Tommy Salo	73	0	1	1	4	6	0	2	2	6	D. 13	@ Dal	L. 2-5	15-13-4-0
Chris Hajt	1	0	0	0	0	4	0	0	0	2	D. 14	@ Nsh	W. 6-2	16-13-4-0
Jason Chimera	1	0	0	0	0	-	-	-	-	-	D. 16	@ Wsh	L. 0-4	16-14-4-0
Joaquin Gage	5	0	0	0	0	5	0	0	0	0	D. 18	@ Det	L. 3-4 OT	16-14-4-1
Patrick Cote	6	0	0	0	18	3	0	0	0	2	D. 20	VAN	W. 3-2 OT	17-14-4-1
Dominic Roussel (ANA)	13	0	0	0	0	-	-	-	-	-	D. 22	@ Cgy	T. 1-1 OT	17-14-5-1
(EDM)	8	0	0	0	2	-	-	-	-	-	D. 27	@ Col	L. 2-3	17-15-5-1
(TOT)	21	0	0	0	2	-	-	-	-	-	D. 28	@ SJ	T. 2-2 OT	17-15-6-1
Josh Green	-	-	-	-	-	3	0	0	0	0	D. 30	MTL	W. 3-2 OT	18-15-6-1
GOALTENDER	GP	MIN	GA	SO	GAA	W-L-T	GP	MIN	GA	SO	GAA	W-L		
Tommy Salo	73	4364	179	8	2.46	36-25-12	6	406	15	0	2.22	2-4		
Joaquin Gage	5	260	15	0	3.46	2-2-0	-	-	-	-	-	-		
Dominic Roussel	8	348	21	0	3.62	1-4-0	-	-	-	-	-	-		

Edmonton Oilers 2001-02 Results & Statistics

COACH	REGULAR SEASON								PLAYOFFS				
	GP	W	L	T	OTL	PTS	GF	GA	GP	W	L	GF	GA
Craig MacTavish	82	38	28	12	4	92	205	182	—	—	—	—	—
3rd Northwest Division, 15th Overall. Playoffs: Did Not Qualify.													

3rd Northwest Division, 15th Overall. Playoffs: Did Not Qualify.

PLAYER	REGULAR SEASON					PLAYOFFS					GAME-BY-GAME RESULTS				
	GP	G	A	PTS	PIM	GP	G	A	PTS	PIM	DATE	OPPONENT	RESULT	RECORD	
Mike York (Nyr)	69	18	39	57	16	-	-	-	-	-	O. 3	@ Cgy	L 0-1	0-1-0-0	
(EDM)	12	2	2	4	0	-	-	-	-	-	O. 6	PHO	W 6-2	1-1-0-0	
	(TOT)	81	20	41	61	16	-	-	-	-	-	O. 9	CHI	W 1-0	2-1-0-0
		82	33	27	60	45	-	-	-	-	-	O. 11	COL	W 5-3	3-1-0-0
Mike Cormie	82	33	27	60	45	-	-	-	-	-	O. 13	@ Nsh	W 4-3	4-1-0-0	
Anson Carter	82	28	32	60	25	-	-	-	-	-	O. 14	@ Min	T 3-3 OT	4-1-1-0	
Ryan Smyth	61	15	35	50	48	-	-	-	-	-	O. 16	TOR	L 1-4	4-2-1-0	
Janne Niinimaa	81	5	39	44	80	-	-	-	-	-	O. 18	@ Col	W 4-1	5-2-1-0	
Jochen Hecht	82	16	24	40	60	-	-	-	-	-	O. 20	FLA	W 6-2	6-2-1-0	
Todd Marchant	82	12	22	34	41	-	-	-	-	-	O. 22	NSH	L 2-4	6-3-1-0	
Daniel Cleary	65	10	19	29	51	-	-	-	-	-	O. 24	@ Det	L 1-4	6-4-1-0	
Mike Grier	82	8	17	25	32	-	-	-	-	-	O. 25	@ Cbj	W 5-2	7-4-1-0	
Eric Brewer	81	7	18	25	45	-	-	-	-	-	O. 27	VAN	W 3-2	8-4-1-0	
Rem Murray	69	7	17	24	14	-	-	-	-	-	O. 30	MTL	W 3-1	9-4-1-0	
Shawn Horcoff	61	8	14	22	18	-	-	-	-	-	N. 2	CBJ	L 1-2	9-5-1-0	
Georges Laraque	80	5	14	19	157	-	-	-	-	-	N. 4	@ Min	W 2-0	10-5-1-0	
Jason Smith	74	5	13	18	103	-	-	-	-	-	N. 6	@ Bos	L 0-1 OT	10-5-1-1	
Tom Poti	55	1	16	17	42	-	-	-	-	-	N. 9	@ Cbj	W 3-0	11-5-1-1	
Ethan Moreau	80	11	5	16	81	-	-	-	-	-	N. 11	@ Car	T 1-1 OT	11-5-2-1	
Josh Green	61	10	5	15	52	-	-	-	-	-	N. 13	@ Pho	W 5-4 OT	12-5-2-1	
Marty Reasoner	52	6	5	11	41	-	-	-	-	-	N. 16	CHI	W 7-1	13-5-2-1	
Sean Brown	61	6	4	10	127	-	-	-	-	-	N. 17	@ Van	T 2-2 OT	13-5-3-1	
Steve Staios	73	5	5	10	108	-	-	-	-	-	N. 20	STL	W 2-0	14-5-3-1	
Domenic Pittis	22	0	6	6	8	-	-	-	-	-	N. 22	LA	L 2-4	14-6-3-1	
Scott Ferguson	50	3	2	5	75	-	-	-	-	-	N. 24	@ Col	L 0-2	14-7-3-1	
Brian Swanson	8	1	1	2	0	-	-	-	-	-	N. 28	@ Ana	W 2-0	15-7-3-1	
Jason Chimera	3	1	0	1	0	-	-	-	-	-	N. 29	@ LA	W 3-1	16-7-3-1	
Tommy Salo	69	0	1	1	0	-	-	-	-	-	D. 1	DAL	L 4-6	16-8-3-1	
Jani Rita	1	0	0	0	0	-	-	-	-	-	D. 5	ANA	W 3-2 OT	17-8-3-1	
Ales Pasa	2	0	0	0	2	-	-	-	-	-	D. 7	@ Dal	L 0-5	17-9-3-1	
Ty Conklin	4	0	0	0	0	-	-	-	-	-	D. 8	@ Nsh	T 2-2 OT	17-9-4-1	
Jussi Markkanen	14	0	0	0	0	-	-	-	-	-	D. 11	@ SJ	L 4-5 OT	17-9-4-2	
Sven Butenschon	14	0	0	0	4	-	-	-	-	-	D. 13	DET	L 1-2	17-10-4-2	
GOALTENDER	GP	MIN	GA	SO	GAA	W-L-T	GP	MIN	GA	SO	GAA	DATE	OPPONENT	RESULT	RECORD
Ty Conklin	4	148	4	0	1.62	2-0-0	-	-	-	-	-	D. 14	TB	W 2-1	18-10-4-2
Jussi Markkanen	14	784	24	2	1.84	6-4-2	-	-	-	-	-	D. 16	@ Phi	W 3-2	19-10-4-2
Tommy Salo	69	4035	149	6	2.22	30-20-10	-	-	-	-	-	D. 18	@ NYI	L 1-4	19-11-4-2
												D. 20	@ NJ	T 3-3 OT	19-11-5-2
												D. 21	@ Chi	L 1-5	19-12-5-2
												D. 26	CGY	W 3-2	20-12-5-2
												D. 28	MIN	W 3-2	21-12-5-2
												D. 30	NJ	L 1-2	21-13-5-2
												D. 31	@ Cgy	T 2-2 OT	21-13-6-2
												J. 2	NYR	W 4-1	22-13-6-2
												J. 5	VAN	L 3-4	22-14-6-2
												J. 6	MTL	W 7-6	23-14-6-2
												J. 10	CAR	L 1-4	23-15-6-2
												J. 12	COL	T 2-2 OT	23-15-7-2
												J. 14	@ Chi	L 1-2	23-16-7-2
												J. 15	@ Stl	L 2-3	23-17-7-2
												J. 18	ANA	W 3-1	24-17-7-2
												J. 19	PIT	L 0-1	24-18-7-2
												J. 21	@ SJ	L 3-4	24-19-7-2
												J. 23	COL	L 2-4	24-20-7-2
												J. 26	TOR	W 4-1	25-20-7-2
												J. 28	DET	T 1-1 OT	25-20-8-2
												J. 30	@ Van	T 2-2 OT	25-20-9-2
												F. 5	@ Atl	L 2-3	25-21-9-2
												F. 7	@ Stl	L 1-3	25-22-9-2
												F. 8	@ Dal	T 1-1 OT	25-22-10-2
												F. 10	@ Pho	W 4-3	26-22-10-2
												F. 12	SJ	L 2-3	26-23-10-2
												F. 28	NSH	L 2-3	26-24-10-2
												M. 2	STL	T 1-1 OT	26-24-11-2
												M. 4	@ Buf	W 3-0	27-24-11-2
												M. 6	@ TB	W 3-2	28-24-11-2
												M. 8	@ Fla	L 4-5	28-25-11-2
												M. 10	@ Wsh	L 2-4	28-26-11-2
												M. 13	@ Det	L 3-4 OT	28-26-11-3
												M. 14	@ Ott	W 4-1	29-26-11-3
												M. 16	WSH	W 4-1	30-26-11-3
												M. 20	SJ	W 2-1	31-26-11-3
												M. 23	CGY	W 3-1	32-26-11-3
												M. 24	@ Van	W 2-0	33-26-11-3
												M. 26	CBJ	W 3-1	34-26-11-3
												M. 28	LA	T 2-2 OT	34-26-12-3
												M. 30	DAL	W 3-1	35-26-12-3
												A. 2	MIN	W 2-1	36-26-12-3
												A. 5	@ Ana	L 0-2	36-27-12-3
												A. 6	@ LA	L 3-4 OT	36-27-12-4
												A. 10	PHO	W 3-0	37-27-12-4
												A. 12	CGY	L 0-2	37-28-12-4
												A. 14	@ Min	W 4-2	38-28-12-4

Edmonton Oilers 2002-03 Results & Statistics

COACH	REGULAR SEASON								PLAYOFFS				
	GP	W	L	T	OTL	PTS	GF	GA	GP	W	L	GF	GA
Craig MacTavish	82	36	26	11	9	92	232	230	6	2	4	11	20

4th Northwest Division, 14th Overall. Playoffs: Lost Western Conference Quarter-Final 4-2 vs Dallas.

PLAYER	REGULAR SEASON					PLAYOFFS					GAME-BY-GAME RESULTS			
	GP	G	A	PTS	PIM	GP	G	A	PTS	PIM	DATE	OPPONENT	RESULT	RECORD
Ryan Smyth	66	27	34	61	67	6	2	0	2	16	O. 10	PHI	T. 2-2 OT	0-0-1-0
Todd Marchant	77	20	40	60	48	6	0	2	2	2	O. 12	@ Nsh	W. 3-2	1-0-1-0
Anson Carter	68	25	30	55	20	-	-	-	-	-	O. 15	@ Dal	L. 0-3	1-1-1-0
Mike York	71	22	29	51	10	6	0	2	2	2	O. 17	@ SJ	L. 3-4	1-2-1-0
Mike Comrie	69	20	31	51	90	6	1	0	1	10	O. 19	BOS	L. 3-4	1-3-1-0
Radek Dvorak (NVR)	63	6	21	27	16	-	-	-	-	-	O. 22	@ Col	T. 3-3 OT	1-3-2-0
(EDM)	12	4	4	8	14	4	1	0	1	0	O. 24	STL	L. 1-2	1-4-2-0
(TOT)	75	10	25	35	30	-	-	-	-	-	O. 26	ANA	W. 4-3	2-4-2-0
Shawn Horcoff	78	12	21	33	55	6	3	1	4	6	O. 28	DAL	L. 3-4 OT	2-4-2-1
Ethan Moreau	78	14	17	31	112	6	0	1	1	16	N. 1	BUF	T. 1-1 OT	2-4-3-1
Marty Reasoner	70	11	20	31	28	6	1	0	1	2	N. 3	@ Chi	W. 4-1	3-4-3-1
Ales Hemsky	59	6	24	30	14	6	0	0	0	0	N. 5	@ NYR	L. 2-5	3-5-3-1
Eric Brewer	80	8	21	29	45	6	1	3	4	6	N. 8	@ NYI	L. 2-4	3-6-3-1
Janne Niinimaa	63	4	24	28	66	-	-	-	-	-	N. 9	@ NJ	W. 6-3	4-6-3-1
Brad Isbister (NVI)	53	10	13	23	34	-	-	-	-	-	N. 11	@ Bos	L. 3-6	4-7-3-1
(EDM)	13	3	2	5	9	6	0	1	1	12	N. 12	@ Min	W. 3-2	5-7-3-1
(TOT)	66	13	15	28	43	-	-	-	-	-	N. 15	STL	W. 5-0	6-7-3-1
Steve Staios	76	5	21	26	96	6	0	0	0	4	N. 16	LA	L. 1-4	6-8-3-1
Jason Chimera	66	14	9	23	36	2	0	2	2	0	N. 19	CHI	W. 3-1	7-8-3-1
Daniel Cleary	57	4	13	17	31	-	-	-	-	-	N. 21	@ Cgy	W. 3-1	8-8-3-1
Fernando Pisani	35	8	5	13	10	6	1	0	1	2	N. 23	DET	T. 1-1 OT	8-8-4-1
Georges Laraque	64	6	7	13	110	6	1	3	4	4	N. 25	@ Det	W. 5-4 OT	9-8-4-1
Jason Smith	68	4	8	12	64	6	0	0	0	19	N. 27	@ Cgy	W. 3-1	10-8-4-1
Brian Swanson	44	2	10	12	10	-	-	-	-	-	N. 30	COL	W. 1-0	11-9-4-1
Cory Cross (NVR)	26	0	4	4	16	-	-	-	-	-	D. 3	MIN	W. 2-1 OT	12-9-4-1
(EDM)	11	2	3	5	8	6	0	1	1	20	D. 5	@ TB	L. 2-3	12-9-4-1
(TOT)	37	2	7	9	24	-	-	-	-	-	D. 7	@ Fla	W. 4-0	13-9-4-1
Scott Ferguson	78	3	5	8	120	5	0	0	0	8	D. 8	@ Atl	W. 3-0	14-9-4-1
Alexei Semenov	46	1	6	7	58	6	0	0	0	0	D. 11	CAR	W. 3-1	15-9-4-1
Jiri Dopita	21	1	5	6	11	-	-	-	-	-	D. 13	COL	W. 4-3 OT	16-9-4-1
Jani Rita	12	3	1	4	0	-	-	-	-	-	D. 14	VAN	L. 3-6	16-10-4-1
Ales Pisa	48	1	3	4	24	-	-	-	-	-	D. 17	@ Min	L. 3-4 OT	16-10-4-2
Marc-Andre Bergeron	5	1	1	2	9	1	0	1	1	0	D. 19	@ Col	L. 1-2	16-11-4-2
Josh Green	20	0	2	2	12	-	-	-	-	-	D. 21	@ Van	L. 3-4 OT	16-11-4-3
Jarret Stoll	4	0	1	1	0	-	-	-	-	-	D. 26	VAN	L. 2-4	16-12-4-3
Jussi Markkanen	22	0	1	1	2	1	0	0	0	0	D. 28	TOR	W. 3-2 OT	17-12-4-3
Bobby Allen	1	0	0	0	0	-	-	-	-	-	D. 30	@ Pho	L. 3-4 OT	17-12-4-4
Alex Henry	3	0	0	0	0	-	-	-	-	-	D. 31	@ Dal	L. 1-4	17-13-4-4
Kari Haakana	13	0	0	0	4	-	-	-	-	-	J. 2	MIN	L. 1-2 OT	17-13-4-5
Tommy Salo	65	0	0	0	4	6	0	1	1	0	J. 4	MTL	W. 5-4 OT	18-13-4-5
GOALTENDER	GP	MIN	GA	SO	GAA	W-L-T	GP	MIN	GA	SO	GAA	W-L		
Jussi Markkanen	22	1180	51	3	2.59	7-8-3	1	14	1	0	4.29	0-0		
Tommy Salo	65	3814	172	4	2.71	29-27-8	6	343	18	0	3.15	2-4		

Edmonton Oilers 2003-04 Results & Statistics

COACH	REGULAR SEASON								PLAYOFFS				
	GP	W	L	T	OTL	PTS	GF	GA	GP	W	L	GF	GA
Craig MacTavish	82	36	29	12	5	89	221	208	–	–	–	–	–
4th Northwest Division, 9th Western Conference, 17th Overall. Playoffs: Did Not Qualify.													

PLAYER	REGULAR SEASON					PLAYOFFS					GAME-BY-GAME RESULTS					
	GP	G	A	PTS	PIM	GP	G	A	PTS	PIM	DATE	OPPONENT	RESULT	RECORD		
Ryan Smyth	82	23	36	59	70	-	-	-	-	-	O. 9	SJ	W, 5-2	1-0-0-0		
Radek Dvorak	78	15	35	50	26	-	-	-	-	-	O. 11	@ Van	L, 0-3	1-1-0-0		
Petr Nedved (NYR)	65	14	17	31	42	-	-	-	-	-	O. 14	@ Cgy	L, 0-1	1-2-0-0		
(EDM)	16	5	10	15	4	-	-	-	-	-	O. 16	BUF	W, 4-1	2-2-0-0		
(TOT)	81	19	27	46	46	-	-	-	-	-	O. 18	COL	W, 6-3	3-2-0-0		
Mike York	61	16	26	42	15	-	-	-	-	-	O. 21	STL	L, 4-6	3-3-0-0		
Shawn Horcoff	80	15	25	40	73	-	-	-	-	-	O. 23	@ Col	L, 1-6	3-4-0-0		
Raffi Torres	80	20	14	34	65	-	-	-	-	-	O. 25	CGY	L, 2-4	3-5-0-0		
Ales Hemsky	71	12	22	34	14	-	-	-	-	-	O. 30	CBJ	W, 4-3 OT	4-5-0-0		
Ethan Moreau	81	20	12	32	96	-	-	-	-	-	N. 1	DET	T, 4-4 OT	4-5-1-0		
Fernando Pisani	76	16	14	30	46	-	-	-	-	-	N. 4	@ Mtl	W, 4-2	5-5-1-0		
Steve Staios	82	6	22	28	86	-	-	-	-	-	N. 6	@ Ott	T, 3-3 OT	5-5-2-0		
Marc-Andre Bergeron	54	9	17	26	26	-	-	-	-	-	N. 8	@ Tor	L, 1-4	5-6-2-0		
Eric Brewer	77	7	18	25	67	-	-	-	-	-	N. 10	@ NYR	W, 5-4	6-6-2-0		
Cory Cross	68	7	14	21	56	-	-	-	-	-	N. 11	@ Bos	L, 3-4	6-7-2-0		
Jarret Stoll	68	10	11	21	42	-	-	-	-	-	N. 13	@ Min	W, 2-0	7-7-2-0		
Jason Smith	68	7	12	19	98	-	-	-	-	-	N. 15	CGY	W, 2-1 OT	8-7-2-0		
Adam Oates	60	2	16	18	8	-	-	-	-	-	N. 18	CHI	W, 5-2	9-7-2-0		
Igor Ulanov	42	5	13	18	28	-	-	-	-	-	N. 20	TOR	W, 3-2	10-7-2-0		
Brad Isbister	51	10	8	18	54	-	-	-	-	-	N. 22	MTL	L, 3-4	10-8-2-0		
Georges Laraque	66	6	11	17	99	-	-	-	-	-	N. 25	@ CBJ	T, 3-3 OT	10-8-3-0		
Jason Chimera	60	4	8	12	57	-	-	-	-	-	N. 26	@ Det	L, 1-7	10-9-3-0		
Marty Reasoner	17	2	6	8	10	-	-	-	-	-	N. 28	COL	L, 1-4	10-10-3-0		
Scott Ferguson	52	1	5	6	80	-	-	-	-	-	N. 30	SJ	L, 1-2	10-11-3-0		
Alexei Semenov	46	2	3	5	32	-	-	-	-	-	D. 3	MIN	L, 0-1	10-12-3-0		
Mike Bishai	14	0	2	2	19	-	-	-	-	-	D. 6	PIT	W, 4-3	11-12-3-0		
Petr Sarno	6	1	0	1	2	-	-	-	-	-	D. 9	CAR	L, 2-3	11-13-3-0		
Mikko Luoma	3	0	1	1	0	-	-	-	-	-	D. 11	@ SJ	T, 2-2 OT	11-13-4-0		
Tony Salmelainen	13	0	1	1	4	-	-	-	-	-	D. 12	@ Pho	T, 3-3 OT	11-13-5-0		
Tommy Salo	44	0	1	1	2	-	-	-	-	-	D. 14	@ Ana	W, 3-2	12-13-5-0		
Stephen Valiquette	1	0	0	0	0	-	-	-	-	-	D. 16	@ LA	L, 2-4	12-14-5-0		
Doug Lynch	2	0	0	0	0	-	-	-	-	-	D. 18	MIN	T, 1-1 OT	12-14-6-0		
Jani Rita	2	0	0	0	0	-	-	-	-	-	D. 20	VAN	L, 0-3	12-15-6-0		
Jussi Markkanen (NYR)	26	0	0	0	0	-	-	-	-	-	D. 23	@ Cgy	L, 1-2	12-16-6-0		
(EDM)	7	0	0	0	2	-	-	-	-	-	D. 27	@ Van	W, 6-2	13-16-6-0		
(TOT)	33	0	0	0	2	-	-	-	-	-	D. 28	CGY	L, 1-2	13-17-6-0		
Ty Conklin	38	0	0	0	17	-	-	-	-	-	D. 30	MIN	T, 2-2 OT	13-17-7-0		
GOALTENDER	GP	MINS	GA	SO	GAA	W-L-T	GP	MINS	GA	SO	GAA	W-L				
Jussi Markkanen (NYR)	26	1244	53	2	2.56	8-12-1	-	-	-	-	-	-	J. 2	@ Min	W, 2-1	14-17-7-0
(EDM)	7	393	12	0	1.83	2-2-2	-	-	-	-	-	-	J. 4	@ Chi	W, 4-1	15-17-7-0
(TOT)	33	1638	65	2	2.38	10-14-3	-	-	-	-	-	-	J. 5	@ NJ	L, 2-3 OT	15-17-7-1
Ty Conklin	38	2085	84	1	2.42	17-14-4	-	-	-	-	-	-	J. 8	@ NYI	L, 2-3	15-18-7-1
Tommy Salo	44	2481	107	3	2.58	17-18-6	-	-	-	-	-	-	J. 10	@ Phi	W, 3-0	16-18-7-1
Stephen Valiquette	1	14	2	0	8.57	0-0-0	-	-	-	-	-	-	J. 11	@ Wsh	L, 0-1	16-19-7-1
											-	-	J. 13	FLA	W, 4-2	17-19-7-1
											-	-	J. 15	ANA	W, 1-0	18-19-7-1
											-	-	J. 17	@ Nsh	L, 1-2	18-20-7-1
											-	-	J. 18	@ Cbj	T, 4-4 OT	18-20-8-1
											-	-	J. 20	DAL	W, 3-0	19-20-8-1
											-	-	J. 22	TB	L, 2-3	19-21-8-1
											-	-	J. 24	NSH	L, 3-4	19-22-8-1
											-	-	J. 27	@ Col	L, 1-3	19-23-8-1
											-	-	J. 29	CHI	W, 5-2	20-23-8-1
											-	-	J. 31	LA	L, 3-4	20-24-8-1
											-	-	F. 2	ANA	W, 2-1 OT	21-24-8-1
											-	-	F. 4	STL	W, 5-3	22-24-8-1
											-	-	F. 11	ATL	W, 5-1	23-24-8-1
											-	-	F. 13	@ Min	L, 0-3	23-25-8-1
											-	-	F. 15	@ Nsh	T, 2-2 OT	23-25-9-1
											-	-	F. 16	@ Det	L, 1-2	23-26-9-1
											-	-	F. 18	@ Col	W, 5-1	24-26-9-1
											-	-	F. 21	VAN	W, 4-3 OT	25-26-9-1
											-	-	F. 23	DET	T, 1-1 OT	25-26-10-1
											-	-	F. 25	@ Ana	L, 2-4	25-27-10-1
											-	-	F. 27	@ Pho	W, 7-2	26-27-10-1
											-	-	F. 29	@ Dal	L, 4-5 OT	26-27-10-2
											-	-	M. 2	PHO	W, 5-4 OT	27-27-10-2
											-	-	M. 4	@ Stl	T, 1-1 OT	27-27-11-2
											-	-	M. 7	@ Chi	W, 4-3 OT	28-27-11-2
											-	-	M. 9	@ Cgy	T, 1-1 OT	28-27-12-2
											-	-	M. 10	COL	L, 2-3 OT	28-27-12-3
											-	-	M. 12	VAN	L, 3-4 OT	28-27-12-4
											-	-	M. 14	OTT	W, 3-1	29-27-12-4
											-	-	M. 16	CBJ	W, 3-2	30-27-12-4
											-	-	M. 19	NSH	W, 5-4	31-27-12-4
											-	-	M. 21	@ SJ	W, 5-2	32-27-12-4
											-	-	M. 22	@ LA	W, 2-1	33-27-12-4
											-	-	M. 24	DAL	L, 3-4 OT	33-27-12-5
											-	-	M. 26	LA	W, 3-1	34-27-12-5
											-	-	M. 28	PHO	W, 4-2	35-27-12-5
											-	-	M. 30	@ Stl	L, 0-1	35-28-12-5
											-	-	M. 31	@ Dal	W, 3-1	36-28-12-5
											-	-	A. 3	@ Van	L, 2-5	36-29-12-5

Edmonton Oilers 2005-06 Results & Statistics

COACH	REGULAR SEASON							PLAYOFFS				
	GP	W	L	OTL	PTS	GF	GA	GP	W	L	GF	GA
Craig MacTavish	82	41	28	13	95	256	251	24	15	9	70	61

3rd Northwest Division, 8th Western Conference, 14th Overall. Playoffs: Won Western Conference Quarter-Final 4-2 vs Detroit, Won Western Conference Semi-Final 4-2 vs San Jose, Won Western Conference Final 4-1 vs Anaheim, Lost Stanley Cup Final 4-3 vs Carolina.

PLAYER	REGULAR SEASON					PLAYOFFS					GAME-BY-GAME RESULTS					
	GP	G	A	PTS	PIM	GP	G	A	PTS	PIM	DATE	OPPONENT	RESULT	RECORD		
Ales Hemsky	81	19	58	77	64	24	6	11	17	14	O. 5	COL	W. 3-0	1-0-0		
Shawn Horcoff	79	22	51	73	85	24	7	12	19	12	O. 8	VAN	W. 4-3 SO	2-0-0		
Jarret Stoll	82	22	46	68	74	24	4	6	10	24	O. 10	@ ANA	W. 4-2	3-0-0		
Ryan Smyth	75	36	30	66	58	24	8	9	17	22	O. 11	@ LA	L. 1-3	3-1-0		
Chris Pronger	80	12	44	56	74	24	5	16	21	26	O. 14	DAL	L. 2-3	3-2-0		
Sergei Samsonov (BOS)	55	18	19	37	22	-	-	-	-	-	O. 15	@ Cgy	L. 0-3	3-3-0		
(EDM)	19	5	11	16	6	24	4	11	15	14	O. 18	PHO	L. 3-4 OT	3-3-1		
(TOT)	74	23	30	53	28	-	-	-	-	-	O. 20	@ Cgy	L. 1-3	3-4-1		
Jaroslav Spacek (CHI)	45	7	17	24	72	-	-	-	-	-	O. 21	COL	L. 1-7	3-5-1		
(EDM)	31	5	14	19	24	24	3	11	14	24	O. 25	@ Col	L. 3-5	3-6-1		
(TOT)	76	12	31	43	96	-	-	-	-	-	O. 28	@ Dal	W. 5-3	4-6-1		
Raffi Torres	82	27	14	41	50	22	4	7	11	16	N. 1	CBJ	W. 5-1	5-6-1		
Fernando Pisani	80	18	19	37	42	24	14	4	18	10	N. 3	@ Det	W. 4-3 OT	7-6-1		
Marc-Andre Bergeron	75	15	20	35	38	18	2	1	3	14	N. 4	@ Sjl	W. 7-2	8-6-1		
Radek Dvorak	64	8	20	28	26	16	0	2	2	4	N. 7	@ Dal	L. 0-4	8-7-1		
Steve Staios	82	8	20	28	84	24	1	5	6	28	N. 8	@ Nsh	L. 2-3	8-8-1		
Ethan Moreau	74	11	16	27	87	21	2	1	3	19	N. 11	@ CBJ	W. 3-1	9-8-1		
Marty Reasoner	58	9	17	26	20	-	-	-	-	-	N. 13	@ Chi	L. 1-3	9-9-1		
Michael Peca	71	9	14	23	56	24	6	5	11	20	N. 14	@ Col	W. 5-2	10-9-1		
Jason Smith	76	4	13	17	84	24	1	4	5	16	N. 17	DET	W. 6-5 OT	11-9-1		
Dick Tarnstrom (PIT)	33	5	5	10	52	-	-	-	-	-	N. 19	CHI	L. 3-4	11-10-1		
(EDM)	22	1	3	4	24	12	0	2	2	10	N. 21	SJ	W. 2-1 SO	12-10-1		
(TOT)	55	6	8	14	76	-	-	-	-	-	N. 23	@ Min	W. 4-3	13-10-1		
Georges Laraque	72	2	10	12	73	15	1	1	2	44	N. 25	@ Cgy	W. 2-1 SO	14-10-1		
Igor Ulanov	37	3	6	9	29	-	-	-	-	-	N. 29	COL	L. 2-3	14-11-1		
Todd Harvey	63	5	2	7	32	10	1	1	2	4	D. 1	VAN	W. 5-3	15-11-1		
Cory Cross	34	2	3	5	38	-	-	-	-	-	D. 3	BOS	L. 4-5 OT	15-12-2		
Jani Rita	21	3	0	3	6	-	-	-	-	-	D. 8	@ Phi	W. 3-2	16-11-2		
Rem Murray	9	1	1	2	2	24	0	4	4	2	D. 10	@ NYI	L. 2-3 SO	16-11-3		
Alexei Semenov	11	1	1	2	17	-	-	-	-	-	D. 13	@ NJ	L. 1-2 SO	16-11-4		
Matt Greene	27	0	2	2	43	18	0	1	1	34	D. 15	MTL	W. 5-3	17-11-4		
Marc-Antoine Pouliot	8	1	0	1	0	-	-	-	-	-	D. 17	@ Van	W. 5-4 OT	18-11-4		
Brad Winchester	19	0	1	1	21	10	1	2	3	4	D. 19	CGY	W. 5-4	19-11-4		
Jussi Markkannen	37	0	1	1	0	6	0	0	0	0	D. 21	@ Van	W. 7-6	20-11-4		
Dwayne Roloson (MIN)	24	0	0	0	6	-	-	-	-	-	D. 23	LA	W. 5-3	21-11-4		
(EDM)	19	0	1	1	2	18	0	2	2	14	D. 26	MIN	L. 1-4	21-12-4		
(TOT)	39	0	1	1	8	-	-	-	-	-	D. 28	MIN	L. 2-4	21-13-4		
Mathieu Roy	1	0	0	0	0	-	-	-	-	-	D. 30	NSH	W. 4-2	22-13-4		
Yan Stastny	3	0	0	0	0	-	-	-	-	-	D. 31	@ Cgy	L. 5-6	22-14-4		
Kris Kolanos	6	0	0	0	2	-	-	-	-	-	J. 3	CHI	W. 5-0	23-14-4		
Jean-Francois Jacques	7	0	0	0	0	-	-	-	-	-	J. 7	TOR	L. 2-3	23-15-4		
Dan Smith	7	0	0	0	7	-	-	-	-	-	J. 10	@ Pit	W. 3-1	24-15-4		
Kyle Brodziak	10	0	0	0	4	-	-	-	-	-	J. 12	@ NYR	L. 4-5 OT	24-15-5		
Danny Syvret	10	0	0	0	6	-	-	-	-	-	J. 14	OTT	L. 3-5	24-16-5		
Ty Conklin	18	0	0	0	2	-	-	-	-	-	J. 16	BUF	L. 1-3	24-17-5		
Mike Morrison	21	0	0	0	2	-	-	-	-	-	J. 19	@ SJ	W. 3-2 SO	25-17-5		
Toby Petersen	-	-	-	-	-	2	1	0	1	0	J. 21	@ Pho	L. 3-4 SO	25-17-6		
GOALTENDER	GP	MIN	GA	SO	GAA	W-L-T	GP	MIN	GA	SO	GAA	W-L	J. 23	CGY	L. 1-3	25-18-6
Dwayne Roloson (MIN)	24	1361	68	1	3.00	6-17-1	-	-	-	-	-	-	J. 25	@ Ana	W. 6-3	26-18-6
(EDM)	19	1163	47	1	2.42	8-7-4	18	1160	45	1	2.33	12-5	J. 26	@ LA	W. 5-3	27-18-6
(TOT)	43	2524	115	2	2.73	14-24-5	-	-	-	-	-	-	J. 29	@ Pho	W. 4-3 SO28-18-6	
Ty Conklin	18	922	43	1	2.80	8-5-1	1	6	1	0	10.00	0-0	F. 2	CBJ	L. 1-2 SO	28-18-7
Mike Morrison	21	892	42	0	2.83	10-4-2	-	-	-	-	-	-	F. 4	VAN	W. 3-1	29-18-7
Jussi Markkannen	37	2016	105	0	3.13	15-12-6	6	360	13	1	2.17	3-3	F. 7	ANA	W. 6-5 SO	30-18-7
													F. 8	@ Col	L. 2-5	30-19-7
													F. 10	MIN	L. 3-6	30-20-7
													F. 12	STL	L. 4-5 SO	30-20-8
													M. 1	STL	L. 2-4	30-21-8
													M. 3	SJ	W. 3-2	31-21-8
													M. 5	NSH	W. 3-2 OT	32-21-8
													M. 7	DAL	L. 3-4 SO	32-21-9
													M. 9	@ SJ	L. 2-5	32-22-9
													M. 11	@ CBJ	L. 3-4 OT	32-22-10
													M. 12	@ Min	L. 3-4	32-23-10
													M. 14	@ Min	W. 2-1	33-23-10
													M. 16	CGY	W. 3-2 OT	34-23-10
													M. 18	DET	L. 3-4 SO	34-23-11
													M. 21	VAN	L. 1-4	34-24-11
													M. 23	@ Van	L. 3-4 SO	34-24-12
													M. 25	@ Van	W. 3-2	35-24-12
													M. 26	@ Col	W. 4-3 SO	36-24-12
													M. 28	MIN	L. 2-3	36-25-12
													M. 30	LA	W. 4-0	37-25-12
													A. 1	CGY	L. 1-4	37-26-12
													A. 3	PHO	W. 7-1	38-26-12
													A. 6	@ Min	L. 1-2 SO	38-26-13
													A. 7	@ Chi	W. 4-3 OT	39-26-13
													A. 9	@ Sjl	L. 1-2	39-27-13
													A. 11	@ Det	L. 0-2	39-28-13
													A. 13	ANA	W. 2-1	40-28-13
													A. 17	COL	W. 4-2	41-28-13

Edmonton Oilers 2006-07 Results & Statistics

COACH	REGULAR SEASON							PLAYOFFS				
	GP	W	L	OTL	PTS	GF	GA	GP	W	L	GF	GA
Craig MacTavish	82	32	43	7	71	195	248	–	–	–	–	–
5th Northwest Division, 12th Western Conference, 25th Overall. Playoffs: Did Not Qualify												

PLAYER	REGULAR SEASON					PLAYOFFS					GAME-BY-GAME RESULTS			
	GP	G	A	PTS	PIM	GP	G	A	PTS	PIM	DATE	OPPONENT	RESULT	RECORD
Ryan Smyth	53	31	22	53	38	-	-	-	-	-	O. 5	CGY	W, 3-1	1-0-0
Petr Sykora	82	22	31	53	40	-	-	-	-	-	O. 7	@Cgy	L, 1-2	1-1-0
Ales Hemsky	64	13	40	53	40	-	-	-	-	-	O. 12	SJ	W, 6-4	2-1-0
Shawn Horcoff	80	16	35	51	56	-	-	-	-	-	O. 14	@ Col	W, 4-3	3-1-0
Jarret Stoll	51	13	26	39	48	-	-	-	-	-	O. 16	@Van	L, 1-2	3-2-0
Raffi Torres	82	15	19	34	88	-	-	-	-	-	O. 17	VAN	W, 2-1	4-2-0
Joffrey Lupul	81	16	12	28	45	-	-	-	-	-	O. 21	DET	W, 3-1	5-2-0
Fernando Pisani	77	14	14	28	40	-	-	-	-	-	O. 23	PHO	W, 5-2	6-2-0
Marc-Andre Bergeron	55	8	17	25	28	-	-	-	-	-	O. 25	@ Ana	L, 2-6	6-3-0
Marty Reasoner	72	6	14	20	60	-	-	-	-	-	O. 26	@ Pho	L, 2-6	6-4-0
Steve Staios	58	2	15	17	97	-	-	-	-	-	O. 28	WSH	W, 4-0	7-4-0
Patrick Thoresen	68	4	12	16	52	-	-	-	-	-	N. 1	NSH	L, 3-5	7-5-0
Daniel Tjernqvist	37	3	12	15	30	-	-	-	-	-	N. 3	DAL	L, 2-3	7-6-0
Toby Petersen	64	6	9	15	4	-	-	-	-	-	N. 7	@ Mtl	W, 2-3 SO	7-6-1
Petr Nedved (PHI)	21	1	6	7	18	-	-	-	-	-	N. 8	@ Det	L, 0-3	7-7-1
(EDM)	19	1	4	5	10	-	-	-	-	-	N. 10	@ CBJ	W, 4-1	8-7-1
(TOTAL)	40	2	10	12	28	-	-	-	-	-	N. 12	@ Stl	L, 3-5	8-8-1
Marc Pouliot	46	4	7	11	18	-	-	-	-	-	N. 13	@ Col	W, 2-1	9-8-1
Jason Smith	82	2	9	11	103	-	-	-	-	-	N. 16	STL	W, 6-2	10-8-1
Ladislav Smid	77	3	7	10	37	-	-	-	-	-	N. 18	DET	W, 4-3 SO	11-8-1
Matt Greene	78	1	9	10	109	-	-	-	-	-	N. 21	CGY	W, 2-1	12-8-1
Brad Winchester	59	4	5	9	86	-	-	-	-	-	N. 24	CHI	W, 5-1	13-8-1
Jan Hejda	39	1	8	9	20	-	-	-	-	-	N. 28	ANA	L, 2-3 OT	13-8-2
Tom Gilbert	12	1	5	6	0	-	-	-	-	-	N. 30	COL	L, 3-7	13-9-2
Dwayne Roloson	68	0	3	3	12	-	-	-	-	-	D. 2	CBJ	L, 0-4	13-10-2
Mathieu Roy	16	2	0	2	30	-	-	-	-	-	D. 4	@ Van	W, 4-0	14-10-2
Zack Stortini	29	1	0	1	105	-	-	-	-	-	D. 6	CAR	W, 3-1	15-10-2
Ethan Moreau	7	1	0	1	12	-	-	-	-	-	D. 8	@ Dal	W, 2-0	16-10-2
Kyle Brodziak	6	1	0	1	2	-	-	-	-	-	D. 10	@ Chi	L, 1-4	16-11-2
Robert Nilsson	4	1	0	1	4	-	-	-	-	-	D. 12	@ Nsh	L, 2-3	16-12-2
Danny Syvret	16	0	1	1	6	-	-	-	-	-	D. 14	MIN	W, 3-1	17-12-2
Jean-Francois Jacques	37	0	0	0	33	-	-	-	-	-	D. 15	@ Col	L, 1-4	17-13-2
Jussi Markkanen	22	0	0	0	0	-	-	-	-	-	D. 19	COL	L, 6-7	17-14-2
Bryan Young	15	0	0	0	10	-	-	-	-	-	D. 21	@ Pho	W, 3-2	18-14-2
Sebastien Bisailon	2	0	0	0	0	-	-	-	-	-	D. 23	@ Dal	L, 2-3	18-15-2
Alexei Mikhnov	2	0	0	0	0	-	-	-	-	-	D. 28	LA	L, 4-7	18-16-2
Rob Schremp	1	0	0	0	0	-	-	-	-	-	D. 30	VAN	L, 2-6	18-17-2
GOALTENDER	GP	MIN	GA	SO	GAA	W-L-T	GP	MIN	GA	SO	GAA	W-L		
Dwayne Roloson	68	3932	180	4	2.75	27-34-6	-	-	-	-	-	-		
Jussi Markkanen	22	992	52	0	3.15	5-9-1	-	-	-	-	-	-		
											PLAYOFFS			
											D. 31	@ Cgy	L, 2-4	18-18-2
											J. 2	FLA	W, 4-1	19-18-2
											J. 4	DAL	L, 5-6 SO	19-18-3
											J. 5	@ Van	L, 2-3 OT	19-18-4
											J. 8	@ LA	W, 2-1 OT	20-18-4
											J. 10	@ SJ	W, 3-2	21-18-4
											J. 12	MIN	L, 2-4	21-19-4
											J. 13	@ Cgy	L, 1-3	21-20-4
											J. 16	@ Min	W, 2-1	22-20-4
											J. 18	ANA	W, 4-1	23-20-4
											J. 20	CGY	L, 0-4	23-21-4
											J. 26	SJ	L, 1-5	23-22-4
											J. 27	LA	W, 4-3	24-22-4
											J. 31	CBJ	W, 5-2	25-22-4
											F. 1	@ Van	L, 3-5	25-23-4
											F. 3	@ Col	W, 3-2	26-23-4
											F. 6	VAN	L, 2-5	26-24-4
											F. 9	CHI	W, 2-1	27-24-4
											F. 11	ATL	W, 5-1	28-24-4
											F. 13	@ Bos	L, 0-3	28-25-4
											F. 15	@ Buf	L, 1-2 OT	28-25-5
											F. 17	@ Tor	L, 3-4	28-26-5
											F. 20	@ Ott	L, 3-4 SO	28-26-6
											F. 22	@ CBJ	W, 4-0	29-26-6
											F. 23	@ Det	W, 4-3 SO	30-26-6
											F. 25	@ Min	L, 1-4	30-27-6
											F. 27	PHO	L, 0-3	30-28-6
											M. 1	MIN	L, 0-5	30-29-6
											M. 3	CGY	L, 2-4	30-30-6
											M. 7	TB	L, 1-3	30-31-6
											M. 9	@ Ana	L, 1-5	30-32-6
											M. 11	@ SJ	L, 0-3	30-33-6
											M. 12	@ LA	L, 1-5	30-34-6
											M. 15	MIN	L, 1-2	30-35-6
											M. 17	STL	L, 2-3 OT	30-35-7
											M. 19	VAN	L, 1-2	30-36-7
											M. 21	COL	L, 1-5	30-37-7
											M. 23	COL	W, 4-3 SO	31-37-7
											M. 24	NSH	L, 3-4	31-38-7
											M. 27	@ Nsh	L, 3-4	31-39-7
											M. 29	@ Stl	L, 2-5	31-40-7
											A. 1	@ Chi	L, 1-2	31-41-7
											A. 3	@ Min	L, 0-3	31-42-7
											A. 5	@ Min	L, 0-3	31-43-7
											A. 7	@ Cgy	W, 3-2	32-43-7

Edmonton Oilers 2007-08 Results & Statistics

COACH	REGULAR SEASON							PLAYOFFS				
	GP	W	L	OTL	PTS	GF	GA	GP	W	L	GF	GA
Craig MacTavish	82	41	35	6	88	235	251	-	-	-	-	-

4th Northwest Division, 9th Western Conference, 19th Overall. Playoffs: Did Not Qualify

PLAYER	REGULAR SEASON					PLAYOFFS					GAME-BY-GAME RESULTS			
	GP	G	A	PTS	PIM	GP	G	A	PTS	PIM	DATE	OPPONENT	RESULT	RECORD
Ales Hemsky	74	20	51	71	34	-	-	-	-	-	O. 4	SJ	W. 3-2 SO	1-0-0
Shawn Horcoff	53	21	29	50	30	-	-	-	-	-	O. 6	PHI	W. 5-3	2-0-0
Sam Gagner	79	13	36	49	23	-	-	-	-	-	O. 8	@ Det	L. 2-4	2-1-0
Dustin Penner	82	23	24	47	45	-	-	-	-	-	O. 10	@ Min	L. 0-2	2-2-0
Andrew Cogliano	82	18	27	45	20	-	-	-	-	-	O. 12	VAN	L. 2-5	2-3-0
Robert Nilsson	71	10	31	41	22	-	-	-	-	-	O. 13	@ Van	L. 1-4	2-4-0
Jarret Stoll	81	14	22	36	74	-	-	-	-	-	O. 18	@ Pho	W. 4-2	3-4-0
Tom Gilbert	82	13	20	33	20	-	-	-	-	-	O. 20	@ Cgy	L. 1-4	3-5-0
Kyle Brodziak	80	14	17	31	33	-	-	-	-	-	O. 23	COL	L. 2-4	3-6-0
Joni Pitkanen	63	8	18	26	56	-	-	-	-	-	O. 25	MIN	W. 5-4 SO	4-6-0
Curtis Glencross (CBJ)	36	6	6	12	25	-	-	-	-	-	O. 27	@ LA	L. 1-4	4-7-0
(EDM)	26	9	4	13	28	-	-	-	-	-	O. 28	@ Ana	W. 3-2 SO	5-7-0
(TOTAL)	62	15	10	25	53	-	-	-	-	-	O. 30	DET	L. 1-2	5-8-0
Marty Reasoner	82	11	14	25	50	-	-	-	-	-	N. 2	NSH	L. 1-4	5-9-0
Fernando Pisani	56	13	9	22	28	-	-	-	-	-	N. 5	@ Min	L. 2-5	5-10-0
Denis Grebeshkov	71	3	15	18	22	-	-	-	-	-	N. 7	@ Col	L. 3-4 SO	5-10-1
Steve Staios	82	7	9	16	121	-	-	-	-	-	N. 10	@ Cgy	W. 4-2	6-10-1
Geoff Sanderson	41	3	10	13	16	-	-	-	-	-	N. 14	@ Van	W. 1-0 SO	7-10-1
Zack Stortini	66	3	9	12	201	-	-	-	-	-	N. 15	MIN	L. 2-4	7-11-1
Raffi Torres	32	5	6	11	36	-	-	-	-	-	N. 17	CGY	L. 1-3	7-12-1
Sheldon Souray	26	3	7	10	36	-	-	-	-	-	N. 20	VAN	W. 5-4 SO	8-12-1
Ethan Moreau	25	5	4	9	39	-	-	-	-	-	N. 22	COL	L. 2-3	8-13-1
Marc Pouliot	24	1	6	7	12	-	-	-	-	-	N. 24	CHI	W. 3-2 SO	9-13-1
Dick Tarnstrom	29	1	4	5	40	-	-	-	-	-	N. 26	CBJ	W. 3-1	10-13-1
Ladislav Smid	65	0	4	4	58	-	-	-	-	-	N. 28	@ Col	L. 2-4	10-14-1
Patrick Thoresen	17	2	1	3	6	-	-	-	-	-	N. 30	vs ANA	W. 5-1	11-14-1
Matt Greene	46	0	1	1	53	-	-	-	-	-	D. 2	@ Ana	W. 4-0	12-14-1
Dwayne Roloson	43	0	1	1	2	-	-	-	-	-	D. 3	@ LA	W. 4-3 SO	13-14-1
Mathieu Roy	13	0	1	1	27	-	-	-	-	-	D. 5	PIT	L. 2-4	13-15-1
Mathieu Garon	47	0	0	0	8	-	-	-	-	-	D. 7	STL	L. 3-4	13-16-1
Allan Rourke	13	0	0	0	5	-	-	-	-	-	D. 10	@ Dal	L. 4-5 OT	13-16-2
Jean-Francois Jacques	9	0	0	0	2	-	-	-	-	-	D. 11	@ Stl	W. 5-4 SO	14-16-2
Rob Schremp	2	0	0	0	0	-	-	-	-	-	D. 13	@ Det	W. 4-3 SO	15-16-2
Bryan Young	2	0	0	0	0	-	-	-	-	-	D. 15	VAN	W. 2-1 SO	16-16-2
Liam Reddix	1	0	0	0	0	-	-	-	-	-	D. 18	DAL	L. 1-2 SO	16-16-3
Theo Peckham	1	0	0	0	2	-	-	-	-	-	D. 21	NJ	L. 1-3	16-17-3
						-	-	-	-	-	D. 23	@ Chi	L. 2-3	16-18-3
						-	-	-	-	-	D. 27	ANA	L. 1-2	16-19-3
						-	-	-	-	-	D. 29	@ Min	L. 4-5 OT	16-19-4
						-	-	-	-	-	D. 31	@ CBJ	L. 2-4	16-20-4
						-	-	-	-	-	J. 2	@ SJ	W. 3-2 OT	17-20-4
						-	-	-	-	-	J. 3	@ Nsh	L. 2-5	17-21-4
						-	-	-	-	-	J. 5	NVR	W. 3-2 SO	18-21-4
						-	-	-	-	-	J. 7	@ OI	W. 4-0	19-21-4
						-	-	-	-	-	J. 10	PHO	W. 5-2	20-21-4
						-	-	-	-	-	J. 13	CGY	W. 2-1	21-21-4
						-	-	-	-	-	J. 15	LA	L. 1-3	21-22-4
						-	-	-	-	-	J. 17	@ Wsh	L. 4-5 SO	21-22-5
						-	-	-	-	-	J. 18	@ Car	L. 2-7	21-23-5
						-	-	-	-	-	J. 20	@ Atl	W. 4-2	22-23-5
						-	-	-	-	-	J. 22	@ TB	L. 3-4	22-24-5
						-	-	-	-	-	J. 24	@ Fla	W. 4-3 SO	23-24-5
						-	-	-	-	-	J. 29	SJ	L. 0-3	23-25-5
						-	-	-	-	-	F. 1	DAL	L. 1-4	23-26-5
						-	-	-	-	-	F. 4	CGY	W. 5-0	24-26-5
						-	-	-	-	-	F. 6	CHI	W. 4-1	25-26-5
						-	-	-	-	-	F. 9	@ Cgy	L. 1-4	25-27-5
						-	-	-	-	-	F. 12	MIN	W. 4-2	26-27-5
						-	-	-	-	-	F. 14	@ SJ	W. 3-2	27-27-5
						-	-	-	-	-	F. 16	@ Van	L. 2-4	27-28-5
						-	-	-	-	-	F. 19	@ Nsh	L. 4-5	27-29-5
						-	-	-	-	-	F. 22	@ Dal	L. 2-5	27-30-5
						-	-	-	-	-	F. 24	COL	L. 3-2	28-30-5
						-	-	-	-	-	F. 26	DET	W. 4-3 SO	29-30-5
						-	-	-	-	-	F. 28	LA	W. 5-4	30-30-5
						-	-	-	-	-	M. 2	CBJ	W. 4-3 SO	31-30-5
						-	-	-	-	-	M. 4	NSH	L. 1-5	31-31-5
						-	-	-	-	-	M. 7	@ CBJ	W. 2-1 OT	32-31-5
						-	-	-	-	-	M. 9	@ Chi	W. 6-5 OT	33-31-5
						-	-	-	-	-	M. 11	STL	W. 4-3 OT	34-31-5
						-	-	-	-	-	M. 13	@ Col	L. 1-5	34-32-5
						-	-	-	-	-	M. 15	@ Pho	W. 5-2	35-32-5
						-	-	-	-	-	M. 16	@ SJ	W. 2-1 SO	36-32-5
						-	-	-	-	-	M. 18	PHO	W. 8-4	37-32-5
						-	-	-	-	-	M. 20	VAN	L. 1-4	37-33-5
						-	-	-	-	-	M. 22	COL	W. 7-5	38-33-5
						-	-	-	-	-	M. 24	MIN	W. 5-3	39-33-5
						-	-	-	-	-	M. 26	@ Min	L. 1-3	39-34-5
						-	-	-	-	-	M. 28	W Col	L. 4-5 SO	39-34-6
						-	-	-	-	-	M. 29	@ Cgy	W. 2-1	40-34-6
						-	-	-	-	-	A. 1	CGY	L. 2-3	40-35-6
						-	-	-	-	-	A. 3	@ Van	W. 2-1	41-35-6

Edmonton Oilers 2008-09 Results & Statistics

COACH	REGULAR SEASON							PLAYOFFS				
	GP	W	L	OTL	PTS	GF	GA	GP	W	L	GF	GA
Craig MacTavish	82	38	35	9	85	234	238	—	—	—	—	—
4th Northwest Division, 11th Western Conference, 21st Overall. Playoffs: Did Not Qualify												

PLAYER	REGULAR SEASON					PLAYOFFS					GAME-BY-GAME RESULTS				RECORD
	GP	G	A	PTS	PIM	GP	G	A	PTS	PIM	DATE	OPPONENT	RESULT		
Ales Hemsky	72	23	43	66	32	-	-	-	-	-	O. 12	COL	W. 3-2	1-0-0	
Sheldon Souray	81	23	30	53	98	-	-	-	-	-	O. 15	@ Ana	W. 3-2	2-0-0	
Shawn Horcoff	80	17	36	53	39	-	-	-	-	-	O. 17	@ Cgy	W. 4-3	3-0-0	
Tom Gilbert	82	5	40	45	26	-	-	-	-	-	O. 18	CGY	W. 3-2	4-0-0	
Sam Gagner	76	16	25	41	51	-	-	-	-	-	O. 22	@ Chi	L. 0-3	4-1-0	
Denis Grebeshkov	72	7	32	39	38	-	-	-	-	-	O. 23	@ Col	L. 1-4	4-2-0	
Andrew Cogliano	82	18	20	38	22	-	-	-	-	-	O. 25	@ Van	L. 3-6	4-3-0	
Dustin Penner	78	17	20	37	61	-	-	-	-	-	O. 27	BOS	L. 0-1 OT	4-3-1	
Lubomir Visnovsky	50	8	23	31	30	-	-	-	-	-	O. 30	@ Nsh	L. 1-3	4-4-1	
Robert Nilsson	64	9	20	29	26	-	-	-	-	-	N. 1	@ Car	W. 3-1	5-4-1	
Erik Cole	63	16	11	27	63	-	-	-	-	-	N. 2	@ Phi	W. 5-4	6-4-1	
Kyle Brodziak	79	11	16	27	21	-	-	-	-	-	N. 5	@ CBJ	L. 4-5	6-5-1	
Ethan Moreau	77	14	12	26	133	-	-	-	-	-	N. 6	@ Pit	L. 4-5	6-6-1	
Marc Pouliot	63	8	12	20	23	-	-	-	-	-	N. 9	@ NJ	W. 2-1	7-6-1	
Fernando Pisani	38	7	8	15	14	-	-	-	-	-	N. 10	@ NYR	W. 3-2 SO	8-6-1	
Steve Staios	80	2	12	16	92	-	-	-	-	-	N. 13	TOR	L. 2-5	8-7-1	
Liam Reddox	46	5	7	12	10	-	-	-	-	-	N. 15	COL	L. 2-3 SO	8-7-2	
Ales Kotalik	19	7	4	11	6	-	-	-	-	-	N. 17	@ Det	L. 0-4	8-8-2	
Zack Stortini	52	6	5	11	181	-	-	-	-	-	N. 18	@ CBJ	W. 7-2	9-8-2	
Ladislav Smid	60	0	11	11	57	-	-	-	-	-	N. 20	DET	L. 3-4	9-9-2	
Jason Strudwick	71	2	7	9	60	-	-	-	-	-	N. 26	LA	L. 1-2	9-10-2	
Patrick O'Sullivan	19	2	4	6	12	-	-	-	-	-	N. 29	@ STL	W. 4-2	10-10-2	
Gilbert Brule	11	2	1	3	12	-	-	-	-	-	N. 30	@ Dal	L. 3-4	10-11-2	
Rob Schremp	4	0	3	3	2	-	-	-	-	-	D. 3	DAL	W. 5-2	11-11-2	
Ryan Potulny	8	0	3	3	0	-	-	-	-	-	D. 5	@ LA	W. 5-4 SO	12-11-2	
Steve MacIntyre	22	2	0	2	40	-	-	-	-	-	D. 6	@ SJ	W. 3-2 OT	13-11-2	
Jean-Francois Jacques	7	1	0	1	9	-	-	-	-	-	D. 11	FLA	L. 0-2	13-12-2	
Jesse Boulerice	2	0	0	0	0	-	-	-	-	-	D. 13	VAN	W. 3-0	14-12-2	
Tim Sestito	1	0	0	0	0	-	-	-	-	-	D. 16	CHI	L. 2-9	14-13-2	
Taylor Chorney	2	0	0	0	0	-	-	-	-	-	D. 17	@ Van	L. 2-4	14-14-2	
Theo Peckham	15	0	0	0	59	-	-	-	-	-	D. 19	ANA	L. 2-3 SO	14-14-3	
GOALTENDER	GP	MIN	GA	SO	GAA	W-L-T	GP	MIN	GA	SO	GAA	W-L			
Mathieu Garon	15	815	43	0	3.17	6-8-0	-	-	-	-	-	D. 22	PHO	W. 4-2	15-14-3
Dwayne Roloson	63	3597	166	1	2.77	28-24-9	-	-	-	-	-	D. 26	@ Van	W. 3-2	16-14-3
Jeff Drouin-Deslauriers	10	540	30	0	3.33	4-3-0	-	-	-	-	-	D. 28	NSH	W. 5-2	17-14-3
												D. 30	OTT	L. 2-3	17-15-3
												D. 31	@ Van	L. 4-6	17-16-3
												J. 3	DAL	W. 4-1	18-16-3
												J. 5	NYI	W. 3-2	19-16-3
												J. 7	VAN	L. 2-4	19-17-3
												J. 9	SJ	L. 1-4	19-18-3
												J. 11	STL	W. 2-1	20-18-3
												J. 13	@ Wsh	W. 5-2	21-18-3
												J. 15	@ Min	L. 1-5	21-19-3
												J. 16	@ Col	W. 3-2	22-19-3
												J. 18	PHO	W. 6-3	23-19-3
												J. 20	COL	W. 4-3	24-19-3
												J. 27	BUF	L. 2-10	24-20-3
												J. 30	MIN	W. 3-1	25-20-3
												F. 1	NSH	L. 1-2	25-21-3
												F. 3	CHI	L. 1-3	25-22-3
												F. 5	@ STL	W. 2-1 SO	26-22-3
												F. 7	@ Det	L. 3-8	26-23-3
												F. 8	@ Min	L. 2-3 SO	26-24-3
												F. 11	MTL	W. 7-2	27-23-4
												F. 14	@ LA	W. 3-2 SO	28-23-4
												F. 16	@ Pho	W. 3-1	29-23-4
												F. 17	@ SJ	L. 2-4	29-24-4
												F. 19	@ Dal	L. 2-4	29-25-4
												F. 21	CGY	L. 2-3 SO	29-25-5
												F. 24	TB	W. 5-3	30-25-5
												F. 26	COL	L. 0-1	30-26-5
												F. 28	MIN	W. 3-2	31-26-5
												M. 3	@ Nsh	L. 5-6 OT	31-26-6
												M. 5	@ Ott	L. 2-4	31-27-6
												M. 7	@ Tor	W. 4-1	32-27-6
												M. 10	@ Mtl	L. 3-4 OT	32-27-7
												M. 12	ATL	L. 3-4 OT	32-27-8
												M. 14	COL	L. 2-3 OT	32-27-9
												M. 17	STL	W. 2-1 SO	33-27-9
												M. 19	@ Col	W. 8-1	34-27-9
												M. 20	@ Chi	W. 5-4 SO	35-27-9
												M. 22	@ Min+	L. 0-3	35-28-9
												M. 24	DET	L. 2-3	35-29-9
												M. 26	@ Pho	L. 2-3	35-30-9
												M. 27	@ Ana	W. 5-3	36-30-9
												M. 29	MIN	L. 2-3	36-31-9
												M. 31	ANA	L. 3-5	36-32-9
												A. 2	SJ	L. 1-2	36-33-9
												A. 4	VAN	W. 5-3	37-33-9
												A. 7	LA	L. 1-2	37-34-9
												A. 10	CGY	W. 5-1	38-34-9
												A. 11	@ Cgy	L. 1-4	38-35-9

Edmonton Oilers Yearly Pre-Season Record 1979-80 to 2008-09

SEASON	OVERALL				NHL OPPONENTS				HOME		AWAY		NEUT.		OT	
	GP	W-L-T	PCT.	GF	GA	GP	W-L-T	PCT.	GF	GA	W-L-T	W-L-T	W-L-T	W-L-T	W-L-T	W-L-T
1979-80	10	5-4-1	.550	41	39	9	5-3-1	.611	41	34	3-2-0	1-0-1	1-2-0	—	—	—
1980-81	11	5-5-1	.500	47	45	9	3-5-1	.389	31	41	3-2-0	1-2-1	1-1-0	—	—	—
1981-82	10	6-3-1	.650	50	42	10	6-3-1	.650	50	42	3-1-0	1-2-1	2-0-0	—	—	—
1982-83	10	3-3-4	.500	45	43	9	3-3-3	.500	41	39	1-2-2	2-1-1	0-0-1	—	—	—
1983-84	11	9-2-0	.818	62	32	9	7-2-0	.778	42	23	5-0-0	4-2-0	0-0-0	0-0-0	0-0-0	0-0-0
1984-85	11	7-4-0	.636	46	43	11	7-4-0	.636	46	43	4-1-0	2-3-0	1-0-0	0-0-0	0-0-0	0-0-0
1985-86	11	7-4-0	.636	58	47	11	7-4-0	.636	58	47	3-2-0	3-2-0	1-0-0	0-0-0	0-0-0	0-0-0
1986-87	11	8-2-1	.773	56	34	11	8-2-1	.773	56	34	4-1-0	2-1-0	2-0-1	0-0-1	0-0-1	0-0-1
1987-88	11	4-5-2	.455	34	37	10	4-5-1	.450	31	34	3-1-1	0-2-1	1-2-0	0-0-2	0-0-2	0-0-2
1988-89	11	3-6-2	.364	35	39	11	3-6-2	.364	35	39	1-2-2	2-1-0	0-3-0	0-0-2	0-0-2	0-0-2
1989-90	11	6-4-1	.591	48	38	11	6-4-1	.591	48	38	3-2-0	2-2-0	1-0-1	1-1-1	1-1-1	1-1-1
1990-91	11	7-4-0	.636	40	38	9	5-4-0	.556	30	34	1-3-0	4-0-0	2-1-0	1-0-0	1-0-0	1-0-0
1991-92	11	3-5-3	.409	35	36	11	3-5-3	.409	35	36	2-2-1	0-2-2	1-1-0	1-1-3	1-1-3	1-1-3
1992-93	9	3-5-1	.389	37	39	9	3-5-1	.389	37	39	1-2-1	1-2-0	1-1-0	0-0-1	0-0-1	0-0-1
1993-94	8	3-4-1	.438	31	31	7	2-4-1	.357	25	30	3-1-0	0-2-1	0-1-0	0-0-1	0-0-1	0-0-1
1994-95	9	2-5-2	.333	32	42	8	1-5-2	.250	26	38	0-0-0	1-1-2	1-4-0	0-0-2	0-0-2	0-0-2
1995-96	9	7-1-1	.833	43	28	9	7-1-1	.833	43	28	4-0-1	2-1-0	1-0-0	1-0-1	1-0-1	1-0-1
1996-97	6	3-2-1	.583	20	18	6	3-2-1	.583	20	18	2-1-1	1-1-0	0-0-0	0-0-1	0-0-1	0-0-1
1997-98	9	4-3-2	.556	34	32	9	4-3-2	.556	34	32	2-2-1	2-1-1	0-0-0	1-0-2	1-0-2	1-0-2
1998-99	9	4-4-1	.500	29	26	9	4-4-1	.500	29	26	3-1-0	1-3-0	0-0-1	0-0-1	0-0-1	0-0-1
1999-00	8	5-3-0	.625	26	18	8	5-3-0	.625	26	18	1-3-0	4-0-0	0-0-0	0-0-0	0-0-0	0-0-0
2000-01	8	3-4-1	.438	26	28	8	3-4-1	.438	26	28	2-1-1	1-3-0	0-0-0	1-1-1	1-1-1	1-1-1
2001-02	7	4-2-1	.643	20	18	7	4-2-1	.643	20	18	1-1-1	3-1-0	0-0-0	1-0-1	1-0-1	1-0-1
2002-03	9	3-6-0-0	.333	27	31	9	3-6-0-0	.333	27	31	2-2-0-0	1-3-0-0	0-1-0-0	0-0-0	0-0-0	0-0-0
2003-04	7	2-3-1-1	.429	18	20	7	2-3-1-1	.429	18	20	2-1-0-1	0-2-1-0	0-1-0-0	0-1-1	0-1-1	0-1-1
2005-06	8	3-4-1-0	.438	22	31	8	3-4-1	.438	22	31	3-0-1	0-4-0	0-0-0	2-0-1	2-0-1	2-0-1
2006-07	8	6-2-0-0	.750	25	16	8	6-2-0-0	.750	25	16	3-1-0	2-1-0	1-0-0	2-0-0	2-0-0	2-0-0
2007-08	7	5-2-0-0	.714	25	22	7	5-2-0-0	.714	25	22	3-1-0-0	2-1-0-0	0-0-0-0	3-0-0	3-0-0	3-0-0
2008-09	7	2-2-0-3	.500	15	21	7	2-2-0-3	.500	15	21	1-1-0-0	1-1-0-0	0-0-0-0	1-3-0	1-3-0	1-3-0

TOTALS	268	132-103-29-4	.554	1027	934	257	124-102-27-4	.543	962	900	69-39-13-3 (.621)	46-47-12-1 (.495)	17-17-4-0 (.500)	15-9-22 (.565)
--------	-----	--------------	------	------	-----	-----	--------------	------	-----	-----	----------------------	----------------------	---------------------	-------------------

NHL OPPONENTS	GP	W	L	T	OTL	PCT.	GF	GA	HOME	W-L-T	AWAY	W-L-T	NEUT.	W-L-T	OT	W-L-T
Anaheim	3	2	0	1	0	.833	14	8	2-0-0	0-0-1	0-0-0	0-0-0	0-0-0	0-0-1	0-0-1	0-0-1
Boston	3	1	2	0	0	.333	9	14	0-0-0	0-0-0	0-0-0	0-0-0	0-0-0	0-0-0	0-0-0	0-0-0
Buffalo	4	3	1	0	0	.750	17	17	1-0-0	0-1-0	2-0-0	0-0-0	0-0-0	0-0-0	0-0-0	0-0-0
Calgary	51	22	23	5	1	.490	171	179	11-10-31-1	12-2-1	0-1-0	3-2-5	0-1-0	3-2-5	0-1-0	3-2-5
Chicago	16	10	6	0	0	.625	74	54	7-1-0	3-4-0	0-1-0	1-0-0	0-1-0	1-0-0	0-1-0	1-0-0
Colorado/Quebec	4	1	3	0	0	.250	10	15	1-1-0	0-2-0	0-0-0	0-0-0	0-0-0	0-0-0	0-0-0	0-0-0
Dallas/Minnesota	24	11	8	5	0	.563	98	87	6-4-2	4-3-2	1-1-1	0-0-4	0-0-4	0-0-4	0-0-4	0-0-4
Detroit	4	2	1	1	0	.625	13	10	0-0-0	1-0-1	1-1-0	0-0-0	0-0-0	0-0-0	0-0-0	0-0-0
Florida	4	3	0	0	1	.875	12	10	3-0-0-1	0-0-0	0-0-0	0-0-0	0-0-0	0-0-0	0-0-0	0-0-0
Los Angeles	5	3	2	0	0	.600	21	20	2-0-0	1-2-0	0-0-0	0-0-0	0-0-0	0-0-0	0-0-0	0-0-0
Minnesota	5	1	3	0	1	.300	12	16	0-3-0-1	1-1-0	0-0-0	0-1-0	0-0-0	0-1-0	0-1-0	0-1-0
Montreal	14	7	7	0	0	.500	65	60	2-4-0	4-3-0	1-0-0	0-1-0	0-0-0	0-1-0	0-1-0	0-1-0
New Jersey/Colorado	2	0	2	0	0	.000	2	8	0-0-0	0-1-0	0-1-0	0-1-0	0-1-0	0-1-0	0-1-0	0-1-0
NY Rangers	3	1	1	1	0	.500	14	14	1-0-1	0-0-0	0-1-0	0-1-0	0-1-0	0-1-0	0-1-0	0-1-0
Ottawa	9	5	3	1	0	.611	29	27	3-1-1	2-2-0	0-0-0	2-0-1	0-0-0	2-0-1	0-0-0	2-0-1
Philadelphia	1	0	1	0	0	.000	3	5	0-0-0	0-0-0	0-0-0	0-1-0	0-0-0	0-0-0	0-0-0	0-0-0
Phoenix/Winnipeg	22	11	9	2	0	.545	83	74	6-3-0	2-3-2	3-3-0	3-1-2	0-0-0	3-1-2	0-0-0	3-1-2
Pittsburgh	3	2	1	0	0	.667	14	13	1-0-0	0-0-0	1-1-0	0-0-0	0-0-0	1-1-0	0-0-0	0-0-0
San Jose	4	1	1	2	0	.500	14	13	0-0-2	0-1-0	1-0-0	0-0-0	0-0-0	0-0-0	0-0-0	0-0-0
St. Louis	13	7	3	3	0	.654	51	45	3-2-1	1-0-0	3-1-2	0-0-1	0-0-1	3-1-2	0-0-1	0-0-1
Toronto	30	13	14	3	0	.483	102	107	8-8-1	4-6-1	1-0-1	1-2-3	0-0-0	1-2-3	0-0-0	1-2-3
Vancouver	33	18	11	3	1	.606	134	108	10-3-1-1	7-6-2	1-2-0	4-1-1	0-0-0	4-1-1	0-0-0	4-1-1

TOTALS	257	124	102	27	4	.543	962	900	67-39-12-3-3 (.616)	41-47-11-1 (.470)	16-16-4-0 (.500)	15-9-22 (.567)
--------	-----	-----	-----	----	---	------	-----	-----	------------------------	----------------------	---------------------	-------------------

NON-NHL OPPONENTS	GP	W	L	T	PCT.	GF	GA	HOME	W-L-T	AWAY	W-L-T	NEUT.	W-L-T	OT	W-L-T
Canadian Olympic	4	2	1	1	.625	20	14	2-0-1	0-0-0	0-0-0	0-0-0	0-0-0	0-0-0	0-0-0	0-0-0
Dusseldorf EG	1	1	0	0	1.000	2	0	0-0-0	1-0-0	0-0-0	0-0-0	0-0-0	0-0-0	0-0-0	0-0-0
EC Hedos	1	1	0	0	1.000	8	4	0-0-0	1-0-0	0-0-0	0-0-0	0-0-0	0-0-0	0-0-0	0-0-0
Las Vegas (IHL)	1	1	0	0	1.000	6	4	0-0-0	1-0-0	0-0-0	0-0-0	0-0-0	0-0-0	0-0-0	0-0-0
Moncton (AHL)	2	1	0	1	.750	13	8	0-0-0	1-0-1	0-0-0	0-0-0	0-0-0	0-0-0	0-0-0	0-0-0
Wichita (CHL)	2	2	0	0	1.000	16	4	0-0-0	1-0-0	0-0-0	0-0-0	0-0-0	0-0-0	0-0-0	0-0-0

TOTALS	11	8	1	2	.818	65	34	2-0-1 (.833)	5-0-1 (.917)	1-1-0 (.500)	0-0-1 (.500)
--------	----	---	---	---	------	----	----	-----------------	-----------------	-----------------	-----------------

Edmonton Oilers National Hockey League “Firsts”

FIRST GOAL:

- AWAY — Kevin Lowe, 1st pd. 9:49,
Oct. 10/79 at Chicago
- HOME — Blair MacDonald, 1st pd. 12:06,
Oct. 13/79 vs Detroit

FIRST ASSISTS:

- AWAY — Brett Callighen & Wayne Gretzky,
1st pd. 9:49, Oct. 10/79 at Chicago
- HOME — Brett Callighen & Wayne Gretzky,
1st pd. 12:06, Oct. 13/79 vs Detroit

FIRST GAME WINNING GOAL:

- HOME — Blair MacDonald, 2nd pd. 8:22,
Oct. 19/79 vs Quebec
- AWAY — Wayne Gretzky, 2nd pd. 12:06,
Nov. 13/79 at Washington

FIRST MINOR PENALTY:

- AWAY — Wayne Gretzky, 1st pd. 5:19,
slashing, Oct. 10/79 at Chicago
- HOME — Dave Hunter, 1st pd. 18:30,
hooking, Oct. 13/79 vs Detroit

FIRST MAJOR PENALTY:

- AWAY — Lee Fogolin, 3rd pd. 17:48,
misconduct, Oct. 10/79 at Chicago;
Kevin Lowe, fighting also at 17:48
- HOME — Brett Callighen, 2nd pd. 19:37,
fighting, Oct. 13/79 vs Detroit

FIRST TWO GOAL GAME:

- HOME — Blair MacDonald, Oct. 13/79
vs Detroit
- AWAY — Blair MacDonald & Stan Weir,
Nov. 18/79 at Buffalo

FIRST THREE GOAL GAME:

- HOME — Blair MacDonald, Oct. 19/79
vs Quebec
- AWAY — Blair MacDonald, Jan. 19/80
at Pittsburgh

FIRST POWERPLAY GOAL:

- AWAY — Kevin Lowe, 1st pd. 9:49,
Oct. 10/79 at Chicago
- HOME — Blair MacDonald, 1st pd. 12:06,
Oct. 13/79 vs Detroit

FIRST SHORTHANDED GOAL:

- AWAY — Doug Hicks, 3rd pd. 14:35,
Nov. 15/79 at Philadelphia
- HOME — Mark Messier, 2nd pd. 15:58,
Dec. 12/79 vs Atlanta

FIRST SHUTOUT:

- AWAY — Andy Moog/Grant Fuhr, Jan. 8/85
at Quebec
- HOME — Eddie Mio, Dec. 9/79 vs Hartford

FIRST OILER TO SCORE 50 POINTS IN A SEASON:

Wayne Gretzky vs Colorado Rockies,
Dec. 26/79 at Northlands Coliseum. Oilers 4
Rockies 3, Gretzky scored goal at 13:37 of 1st
pd., assisted by Blair MacDonald and Brett
Callighen (18-32-50)

FIRST OILER TO SCORE 100 POINTS IN A SEASON:

Wayne Gretzky vs Boston Bruins, Feb. 24/80 at
Northlands Coliseum, Boston 4 Oilers 2,
assisted on a goal by Brett Callighen at 5:43 of
the 2nd pd. (35-65-100)

FIRST OILER TO SCORE 200 POINTS IN A SEASON:

Wayne Gretzky at Calgary Flames,
Mar. 25/82, Edmonton 7 Calgary 2, assisted on
a goal by Pat Hughes at 9:16 of 1st pd. (88-
112-200)

Opponent National Hockey League “Firsts” vs Oilers

FIRST OPPONENT GOAL:

- AWAY — John Marks, 1st pd. 1:26, Oct. 10/79
at Chicago
- HOME — Dan Labraaten, 2nd pd. 14:16,
Oct. 13 vs Detroit

FIRST OPPONENT ASSISTS:

- AWAY — Cliff Koroll & Stan Mikita, 1st pd.
1:26, Oct. 10/79 at Chicago
- HOME — Perry Miller & Rogie Vachon,
2nd pd. 14:16, Oct. 13/79 vs Detroit

FIRST OPPONENT GAME WINNING GOAL:

- AWAY — John Marks, 1st pd. 18:59,
Oct. 10/79 at Chicago
- HOME — Tom Rowe, 3rd pd. 13:31, Oct. 28/79
vs Washington

FIRST OPPONENT MINOR PENALTY:

- AWAY — Terry Ruskowski, 1st pd. 3:05,
Oct. 10/79 at Chicago
- HOME — Jean Hamel, 1st pd. 4:02, hooking
Oct. 13/79 vs Detroit

FIRST OPPONENT**MAJOR PENALTY:**

- AWAY — Grant Mulvey, 3rd pd. 17:48,
fighting, Oct. 10/79 at Chicago
HOME — Mike Foligno, 1st pd. 19:37,
fighting, Oct. 13/79 vs Detroit

FIRST OPPONENT**TWO GOAL GAME:**

- AWAY — John Marks, Oct. 10/79 at Chicago
HOME — Marc Tardif, Oct. 19/79 vs Quebec

FIRST OPPONENT**THREE GOAL GAME:**

- AWAY — Mike Bossy, Mar. 4/80
at NY Islanders
HOME — Ken Houston, Feb. 8/81 vs Calgary

FIRST OPPONENT**POWERPLAY GOAL**

- AWAY — John Marks, 1st pd. 1:26, Oct. 10/79
at Chicago
HOME — Lars Lindgren, 3rd pd. 3:17,
Oct. 14/79 vs Vancouver

FIRST OPPONENT**SHORTHANDED GOAL:**

- AWAY — Wayne Cashman, 3rd pd. 16:24,
Nov. 8/79 at Boston
HOME — Bob MacMillan, 3rd pd. 14:37,
Feb. 8/80 vs Atlanta

FIRST OPPONENT SHUTOUT:

- AWAY — Al Smith, Nov. 17/79 vs Hartford
HOME — Billy Smith, Mar. 12/81
vs NY Islanders

Current NHL Individual Records Established or Tied By Edmonton Oilers

REGULAR SEASON RECORDS (24)

- MOST GOALS, ONE SEASON:
92 — Wayne Gretzky, 1981-82
MOST GOALS, ONE SEASON, BY A
DEFENCEMAN:
48 — Paul Coffey, 1985-86
MOST ASSISTS, ONE SEASON:
163 — Wayne Gretzky, 1985-86
MOST POINTS, ONE SEASON:
215 — Wayne Gretzky, 1985-86
MOST GAMES SCORING THREE-OR-MORE
GOALS, ONE SEASON:
10 — Wayne Gretzky, 1981-82 and 1983-84
HIGHEST ASSIST-PER-GAME AVERAGE, ONE
SEASON (35 or more)
2.04 — Wayne Gretzky, 1985-86
HIGHEST POINTS PER-GAME AVERAGE, ONE
SEASON (among players with
50 or more):
2.77 — Wayne Gretzky, 1983-84
MOST GOALS, ONE SEASON, INCLUDING
PLAYOFFS:
100 — Wayne Gretzky, 1983-84
MOST ASSISTS, ONE SEASON, INCLUDING
PLAYOFFS:
174 — Wayne Gretzky, 1985-86
MOST POINTS, ONE SEASON, INCLUDING
PLAYOFFS:
255 — Wayne Gretzky, 1984-85
MOST GOALS ONE SEASON, BY A CENTRE:
92 — Wayne Gretzky, 1981-82
MOST ASSISTS ONE SEASON, BY A CENTRE:
163 — Wayne Gretzky, 1985-86

MOST POINTS ONE SEASON, BY A CENTRE:

- 215 — Wayne Gretzky, 1985-86
FASTEST TWO SHORTHANDED GOALS:
12 Seconds — Esa Tikkanen, at Toronto,
November 12/88, 1st period.
Goals scored at 10:44 and 10:56.

**MOST GOALS, MINIMUM 50 GAMES, FROM THE
START OF THE SEASON:**

- 61 — Wayne Gretzky, 1981-82 and 1983-84

LONGEST CONSECUTIVE POINT-SCORING STREAK:

- 51 Games — Wayne Gretzky, 1983-84;
October 5, 1983 through
January 27, 1984

**LONGEST CONSECUTIVE POINT-SCORING
STREAK FROM THE START OF A SEASON:**

- 51 Games — Wayne Gretzky, 1983-84;
October 5, 1983 through
January 27, 1984

MOST ASSISTS, ONE GAME:

- 7 — Wayne Gretzky, February 15, 1980 vs
Washington; December 11, 1985 at
Chicago; February 14, 1986 vs Quebec
(Ties NHL record)

MOST ASSISTS, ONE GAME, BY A DEFENCEMAN:

- 6 — Paul Coffey, March 14, 1986 vs Detroit
(Ties NHL record)

MOST ASSISTS, ONE ROAD GAME:

- 7 — Wayne Gretzky December 11, 1985 at
Chicago (Ties NHL record)

**MOST ASSISTS, ONE GAME, BY A PLAYER IN HIS
FIRST NHL SEASON:**

- 7 — Wayne Gretzky, February 15, 1980 vs
Washington

MOST POINTS, ONE GAME, BY A DEFENCEMAN:

- 8 — Paul Coffey, March 14, 1986 vs Detroit;
2 goals, 6 assists (Ties NHL record)

MOST GOALS, ONE PERIOD:

- 4 – Wayne Gretzky, February 18, 1981,
3rd period vs St. Louis (Ties NHL record)

MOST ASSISTS, ONE SEASON, BY A

GOALTENDER:

- 14 – Grant Fuhr, 1983-84

STANLEY CUP PLAYOFF RECORDS (27)

MOST CAREER PLAYOFF POINTS:

- 382 – Wayne Gretzky, 1979-80 through
1998-99

MOST CAREER PLAYOFF GOALS:

- 122 – Wayne Gretzky, 1979-80 through
1998-99

MOST CAREER PLAYOFF ASSISTS:

- 260 – Wayne Gretzky, 1979-80 through
1998-99

MOST CAREER THREE-OR-MORE GOAL GAMES:

- 10 – Wayne Gretzky, 1979-80 through
1998-99

MOST CAREER SHORTHANDED GOALS:

- 14 – Mark Messier, 1979-80 through 1997-98

MOST POINTS, ONE PLAYOFF YEAR:

- 47 – Wayne Gretzky, 1984-85; 17 goals,
30 assists

MOST GOALS, ONE PLAYOFF YEAR:

- 19 – Jari Kurri, 1984-85
(Ties NHL record)

MOST ASSISTS, ONE PLAYOFF YEAR:

- 31 – Wayne Gretzky, 1987-88

**MOST POINTS BY A DEFENCEMAN ONE
PLAYOFF YEAR:**

- 37 – Paul Coffey, 1984-85; 12 goals, 25 assists

**MOST GOALS BY A DEFENCEMAN, ONE
PLAYOFF YEAR:**

- 12 – Paul Coffey 1984-85

**MOST ASSISTS BY A DEFENCEMAN ONE
PLAYOFF YEAR:**

- 25 – Paul Coffey, 1984-85

**MOST SHORTHANDED GOALS, ONE PLAYOFF
YEAR:**

- 3 – Wayne Gretzky, 1982-83 (Ties NHL record)
– Todd Marchant, 1996-97 (Ties NHL record)

**MOST THREE-OR-MORE GOAL GAMES ONE
PLAYOFF YEAR:**

- 4 – Jari Kurri, 1984-85

**MOST WINS BY A GOALTENDER ONE PLAYOFF
YEAR:**

- 16 – Grant Fuhr, 1987-88
– Bill Ranford, 1989-90 (Ties NHL record)

MOST POINTS, IN FINAL SERIES:

- 13 – Wayne Gretzky, 1987-88, scored 3 goals
10 assists during 4 game Stanley Cup Final
against Boston.

MOST ASSISTS, IN FINAL SERIES:

- 10 – Wayne Gretzky, 1987-88, during 4 game
Stanley Cup Final against Boston.

MOST GOALS IN ONE SERIES

OTHER THAN FINAL:

- 12 – Jari Kurri, 1984-85, during 6 game
Conference Final against Chicago

MOST ASSISTS IN ONE SERIES

(OTHER THAN FINAL):

- 14 – Wayne Gretzky, 1984-85, during 6 game
Conference Final against Chicago
(Ties NHL record)

**MOST THREE-OR-MORE GOAL GAMES, ONE
PLAYOFF SERIES:**

- 3 – Jari Kurri, 1984-85, during 6 game
Conference Final against Chicago.

MOST POINTS, ONE GAME, BY A DEFENCEMAN:

- 6 – Paul Coffey, May 14, 1985 vs Chicago;
1 goal, 5 assists

MOST ASSISTS, ONE GAME:

- 6 – Wayne Gretzky, April 9, 1987 vs Los Angeles
(Ties NHL record)

MOST POWERPLAY GOALS, ONE GAME:

- 3 – Jari Kurri, April 9, 1987 vs Los Angeles
(Ties NHL record)

MOST SHORTHANDED GOALS, ONE GAME:

- 2 – Wayne Gretzky, April 6, 1983 vs Winnipeg
(Ties NHL record)
– Jari Kurri, April 24, 1983 vs Chicago
(Ties NHL record)

MOST POINTS, ONE PERIOD:

- 4 – Wayne Gretzky, April 12, 1987 at
Los Angeles, 3rd period; 1 goal, 3 assists
– Glenn Anderson, April 6, 1988 vs Winnipeg,
3rd period; 3 goals, 1 assist
(Ties NHL record)

MOST ASSISTS, ONE PERIOD:

- 3 – Wayne Gretzky, 5 times; April 8/81,
April 24/83, April 25/85, April 9/87,
April 12/87 (Tied NHL record)

MOST SHORTHANDED GOALS, ONE PERIOD:

- 2 – Jari Kurri, April 24, 1983 vs Chicago,
3rd period (Ties NHL record)

**MOST PENALTY SHOTS FACED AND STOPPED, ONE
PLAYOFF YEAR AND SERIES:**

- 2 – Grant Fuhr, 1984-85, Stanley Cup Final
against Philadelphia, May 28 and
May 30, 1985

ALL STAR GAME RECORDS (3)

MOST GOALS, ONE GAME:

- 4 – Wayne Gretzky, 1983 at Uniondale

MOST GOALS, ONE PERIOD:

- 4 – Wayne Gretzky, 3rd period, 1983 at
Uniondale

MOST POINTS, ONE PERIOD:

- 4 – Wayne Gretzky, 3rd period, 1983 at
Uniondale, 4 goals, 0 assists

NHL Team Records Held or Co-Held By The Edmonton Oilers (Regular Season)

MOST GOALS, ONE SEASON:

446 – 1983-84 (NHL record)

HIGHEST GOALS PER-GAME AVERAGE, ONE SEASON:

5.58 – 1983-84, 446 goals in 80 games
(NHL record)

MOST SHORTHANDED GOALS, ONE SEASON:

36 – 1983-84 (NHL record)

MOST SCORING POINTS, ONE SEASON:

1,182 – 1983-84 (NHL record)

MOST 50-OR-MORE GOAL SCORERS, ONE SEASON:

3 – 1983-84, Wayne Gretzky 87;
Glenn Anderson 54; Jari Kurri 52
(NHL record)
3 – 1985-86, Jari Kurri 68;
Glenn Anderson 54; Wayne Gretzky 52
(NHL record)

MOST 40-OR MORE GOAL SCORERS, ONE SEASON:

4 – 1982-83, Wayne Gretzky 71;
Glenn Anderson, Mark Messier 48;
Jari Kurri 45 (Ties NHL record)
– 1983-84, Wayne Gretzky 87;
Glenn Anderson 54; Jari Kurri 52;
Paul Coffey 40 (Ties NHL record)
– 1984-85, Wayne Gretzky 73;
Jari Kurri 71; Mike Krushelnyski 43;
Glenn Anderson 42 (Ties NHL record)
– 1985-86, Jari Kurri 68;
Glenn Anderson 54; Wayne Gretzky 52;
Paul Coffey 48 (Ties NHL record)

MOST 100-OR-MORE POINT SCORERS, ONE SEASON:

4 – 1982-83, Wayne Gretzky 196;
Mark Messier 106; Glenn Anderson,
Jari Kurri 104 (Ties NHL record)
– 1983-84, Wayne Gretzky 205;
Paul Coffey 126; Jari Kurri 113;
Mark Messier 101 (Ties NHL record)
– 1985-86, Wayne Gretzky 215;
Paul Coffey 138; Jari Kurri 131;
Glenn Anderson 102 (Ties NHL record)

MOST ASSISTS ONE SEASON:

737 – 1985-86 (NHL record)

FASTEST TWO GOALS FROM THE START OF A GAME, ONE TEAM:

24 Seconds

– Oilers at Los Angeles, March 28/82.

Scorers: Mark Messier, 0:14; Dave Lumley,
0:24, Edmonton won 6-2 (NHL record)

LONGEST UNDEFEATED STREAK FROM START OF SEASON:

15 Games

– October 11/84 through November 9/84
(12 wins, 3 ties) (NHL record)

MOST CONSECUTIVE OVERTIME GAMES:

7 – 2003-04; Oilers were 2-2-3 from
Feb. 29-Mar. 12, 2004. (NHL Record)

FEWEST SHUTOUTS ONE SEASON:

0 – 1980-81 (Ties NHL record)

– 1981-82 (Ties NHL record);

– 1986-87 (Ties NHL record)

FEWEST SHOTS, ONE PERIOD:

0 – Edmonton at Minnesota, February 20/91,
2nd period. (Ties NHL record)

MOST POINTS, BOTH TEAMS, ONE GAME:

62 – Edmonton at Chicago, December 11, 1985.
Edmonton won 12-9 and had 24 assists,
Chicago 17. (NHL record)

MOST GOALS, BOTH TEAMS, ONE PERIOD:

12 – Edmonton at Chicago, December 11, 1985.
second period. Edmonton scored 6
goals and Chicago 6 in a 12-9 Oilers win
(Ties NHL record)

MOST POINTS, BOTH TEAMS, ONE PERIOD:

35 – Edmonton at Chicago, December 11, 1985.
second period. Edmonton scored 18
points (6 goals, 12 assists) and Chicago
scored 17 points (6 goals, 11 assists) in
a 12-9 Oilers win. (NHL record)

MOST PENALTIES, BOTH TEAMS, ONE GAME:

85 Penalties

– Edmonton at Los Angeles, February 28/90.

Edmonton received 26 minors, 7 majors,
6 misconducts, 4 game misconducts, 1 match
penalty for 44 penalties. Los Angeles received
26 minors, 9 majors, 3 misconducts and
3 game misconducts for 41 penalties.
(NHL record)

MOST PENALTIES, ONE TEAM, ONE GAME:

44 Penalties

– Edmonton at Los Angeles, February 28/90.

Edmonton received 26 minors, 7 majors,
6 misconducts, 4 game misconducts and
1 match penalty.

Edmonton Oilers Regular Season Records Individual Records

GAMES

MOST GAMES:

1037 – Kevin Lowe, 1979-80 through 1991-92
& 1996-97 through 1997-98

MOST GAMES, INCLUDING PLAYOFFS:

1209 – Kevin Lowe, 1979-80 through 1991-92,
& 1996-97 through 1997-98,
1037 regular season games,
172 playoff games

MOST CONSECUTIVE GAMES:

518 – Craig MacTavish, October 12/86
through January 2/93

MOST GAMES APPEARED IN BY A GOALTENDER, CAREER

423 – Grant Fuhr, 1981-82 through 1990-91

MOST CONSECUTIVE COMPLETE GAMES BY A GOALTENDER:

28 – Dwayne Roloson, February 8, 2009
through April 7, 2009

GOALS

MOST GOALS:

583 – Wayne Gretzky, in 9 seasons, 696 games

MOST GOALS, INCLUDING PLAYOFFS:

664 – Wayne Gretzky, 583 regular season goals, 81 playoff goals

MOST GAMES SCORING

THREE-OR-MORE GOALS

43 – Wayne Gretzky, in 9 seasons
30 three goal games, 9 four goal games, 4 five goal games
(NHL record)

MOST GOALS, ONE SEASON:

92 – Wayne Gretzky, 1981-82 (NHL record)

MOST GAMES SCORING AT LEAST THREE GOALS, ONE SEASON:

10 – Wayne Gretzky, 1981-82 (NHL record)
10 – Wayne Gretzky, 1983-84
(Ties NHL record)

HIGHEST GOALS PER-GAME AVERAGE

(20 OR MORE GOALS), ONE SEASON:

1.15 – Wayne Gretzky, 1981-82, 92 goals in 80 games

MOST GOALS, ONE SEASON, INCLUDING PLAYOFFS:

100 – Wayne Gretzky, 1983-84, 87 goals in 74 regular season games, 13 goals in 19 playoff games (NHL record)

MOST GOALS, ONE SEASON, DEFENCEMAN:

48 – Paul Coffey, 1985-86 (NHL record)

MOST GOALS, ONE SEASON, CENTRE:

92 – Wayne Gretzky, 1981-82 (NHL record)

MOST GOALS, ONE SEASON, RIGHT WING:

71 – Jari Kurri, 1984-85

MOST GOALS, ONE SEASON, LEFT WING:

50 – Mark Messier, 1981-82

MOST GOALS, ONE SEASON, ROOKIE:

33 – Jason Arnott, 1993-94

MOST GOALS, ONE SEASON, ROOKIE DEFENCEMAN:

13 – Tom Gilbert, 2007-08

MOST GOALS, ONE GAME:

Edmonton: 5

- Wayne Gretzky, vs St. Louis, February 18/81, Edmonton won 9-2
- Wayne Gretzky, vs Philadelphia, December 30/81, Edmonton won 7-5
- Jari Kurri, vs New Jersey November 19/83, Edmonton won 13-4
- Pat Hughes, vs Calgary, February 3/84, Edmonton won 10-5
- Wayne Gretzky, at St. Louis, December 15/84, Edmonton won 8-2
- Wayne Gretzky, vs Minnesota, December 6/87, Edmonton won 10-4

Opposition: 4

- Has occurred 11 times in Oilers history.
- The most recent: Markus Naslund, vs Vancouver, December 14, 2002.
- Vancouver won 6-3.

MOST GOALS, ONE GAME, BY A DEFENCEMAN:

Edmonton: 4

- Paul Coffey, at Calgary, December 26/84, Edmonton won 6-5

Opposition: 3

- Paul Reinhart, at Calgary, November 24/86, Calgary won 6-5
- Kevin Hatcher, vs Dallas, January 24/96, Dallas won 5-3

MOST GOALS, ONE ROAD GAME:

Edmonton: 5

- Wayne Gretzky, at St. Louis, December 15/84, Edmonton won 8-2

Opposition: 4

- Markus Naslund, vs Vancouver, December 14, 2002.
- Vancouver won 6-3.

MOST GOALS, ONE PERIOD:

Edmonton: 4

- Wayne Gretzky vs St. Louis, February 18/81, 3rd period
Edmonton won 9-2 (Ties NHL record)
- Opposition: 3**
- Miroslav Frycer in Toronto January 8/86, 3rd period, Toronto won 11-9
- Paul Reinhart at Calgary November 24/86, 1st period, Calgary won 6-5

ASSISTS

MOST ASSISTS:

1086 – Wayne Gretzky, in 9 seasons, 696 games

MOST ASSISTS, INCLUDING PLAYOFFS:

1257 – Wayne Gretzky, 1086 regular season assists, 171 playoff assists

MOST ASSISTS, ONE SEASON:

163 – Wayne Gretzky, 1985-86 (NHL record)

HIGHEST ASSISTS-PER-GAME AVERAGE (35 OR MORE ASSISTS), ONE SEASON:

2.04 – Wayne Gretzky, 1985-86, 163 assists in 80 games (NHL record)

MOST ASSISTS ONE SEASON, INCLUDING PLAYOFFS:

174 – Wayne Gretzky, 1985-86, 163 assists in 80 regular season games, 11 assists in 10 playoff games (NHL record)

MOST ASSISTS, ONE SEASON, DEFENCEMAN:

90 – Paul Coffey, 1985-86

MOST ASSISTS, ONE SEASON, CENTRE:

163 – Wayne Gretzky, 1985-86 (NHL record)

MOST ASSISTS, ONE SEASON, RIGHT WING:

67 – Glenn Anderson, 1981-82

MOST ASSISTS, ONE SEASON, LEFT WING:

64 – Mark Messier, 1983-84

MOST ASSISTS, ONE SEASON, ROOKIE:

43 – Jari Kurri, 1980-81

MOST ASSISTS, ONE SEASON, ROOKIE DEFENCEMAN:

23 – Paul Coffey, 1980-81

MOST ASSISTS, ONE SEASON, GOALTENDER:

14 – Grant Fuhr, 1983-84 (NHL record)

MOST ASSISTS, ONE GAME:

Edmonton: 7

- Wayne Gretzky, vs Washington, February 15/80, Edmonton won 8-2 (Ties NHL record)
- Wayne Gretzky, at Chicago December 11/85, Edmonton won 12-9 (Ties NHL record)
- Wayne Gretzky, vs Quebec, February 14/86, Edmonton won 8-2 (Ties NHL record)

Opposition: 6

- Gary Suter, at Calgary, April 4/86, Calgary won 9-3

MOST ASSISTS, ONE ROAD GAME:

Edmonton: 7

- Wayne Gretzky at Chicago December 11/85, Edmonton won 12-9 (Ties NHL record)

Opposition: 5

- Mario Lemieux, vs Pittsburgh, January 21/89, Pittsburgh won 7-4

MOST ASSISTS, ONE GAME, BY A DEFENCEMAN:

Edmonton: 6

- Paul Coffey, vs Detroit, March 14/86, Edmonton won 12-3

Opposition: 6

- Gary Suter, at Calgary, April 4/86, Calgary won 9-3

MOST ASSISTS, ONE PERIOD:

Edmonton: 4

- Wayne Gretzky, vs Montreal February 4/83, 1st period, Edmonton won 7-3
- Jari Kurri, at Winnipeg, October 7/83 2nd period, Edmonton won 8-6
- Mark Messier, vs Minnesota, January 4/84, 2nd period, Edmonton won 12-8
- Wayne Gretzky, vs Los Angeles, October 26/84, 2nd period, Edmonton won 8-2
- Wayne Gretzky, vs Quebec, October 15/86, 3rd period, Edmonton won 5-2
- Wayne Gretzky, vs Toronto, February 18/87, 2nd period, Edmonton won 9-2
- Wayne Gretzky, at St. Louis, November 14/87, 3rd period, Edmonton won 6-5 (OT)
- Wayne Gretzky, vs Philadelphia, March 4/88, 1st period, Edmonton won 7-4
- Wayne Gretzky, at Winnipeg, March 7/88, 2nd period, Edmonton won 6-0
- Shawn Horcoff, vs Detroit, November 17/05, 3rd period, Edmonton won 6-5 OT

Opposition: 4

- Gary Suter, at Calgary, April 4/86, Calgary won 9-3

POINTS

MOST POINTS:

1,669 – Wayne Gretzky, in 9 seasons, 696 games (583 goals, 1086 assists)

MOST POINTS, INCLUDING PLAYOFFS:

1,921 – Wayne Gretzky, 1,669 regular season, 252 playoff points

MOST POINTS, ONE SEASON:

215 – Wayne Gretzky, 1985-86, (52 goals, 163 assists) (NHL record)

HIGHEST POINTS-PER-GAME AVERAGE

(50 OR MORE POINTS), ONE SEASON:

2.69 – Wayne Gretzky, 1985-86, 215 points in 80 games

MOST POINTS, ONE SEASON, INCLUDING PLAYOFFS:

255 – Wayne Gretzky, 1984-85, 208 regular season (73 goals, 135 assists), 47 playoff points (17 goals, 30 assists) (NHL record)

MOST POINTS, ONE SEASON, DEFENCEMAN:

138 – Paul Coffey, 1985-86

MOST POINTS, ONE SEASON, CENTRE:

215 – Wayne Gretzky, 1985-86 (NHL record)

MOST POINTS ONE SEASON, RIGHT WING:

135 – Jari Kurri, 1984-85

MOST POINTS, ONE SEASON, LEFT WING:

106 – Mark Messier, 1982-83

MOST POINTS, ONE SEASON, ROOKIE:

75 – Jari Kurri, 1980-81

MOST POINTS, ONE SEASON, ROOKIE DEFENCEMAN:

33 – Tom Gilbert, 2007-08 (13 Goals, 20 Assists)

MOST POINTS, ONE GAME:

Edmonton: 8

- Wayne Gretzky, vs New Jersey, November 19/83, 3 goals, 5 assists, Edmonton won 13-4
 - Wayne Gretzky, vs Minnesota, January 4/84, 4 goals, 4 assists, Edmonton won 12-8
 - Paul Coffey, vs Detroit, March 14/86, 2 goals, 6 assists, Edmonton won 12-3
- Opposition: 7
- Mario Lemieux, vs Pittsburgh, January 21/89, 2 goals, 5 assists, Pittsburgh won 7-4
 - Sergei Makarov, at Calgary, February 25/90, 2 goals, 5 assists, Calgary won 10-4

MOST POINTS, ONE ROAD GAME:

Edmonton: 7

- Wayne Gretzky at Winnipeg, November 6/83, 4 goals, 3 assists, Edmonton won 8-5
 - Wayne Gretzky at Chicago, December 11/85, 0 goals, 7 assists, Edmonton won 12-9
- Opposition: 7
- Mario Lemieux, vs Pittsburgh, January 21/89, 2 goals, 5 assists, Pittsburgh won 7-4

MOST POINTS, ONE GAME BY A DEFENCEMAN:

Edmonton: 8

- Paul Coffey, vs Detroit, March 14/86, 2 goals, 6 assists, Edmonton won 12-3

Opposition: 6

- Gary Suter, at Calgary, April 4/86, 0 goals, 6 assists, Calgary won 9-3

MOST POINTS, ONE PERIOD:

Edmonton: 5

- Jari Kurri, vs Los Angeles, October 26/84, 2nd period, 2 goals, 3 assists, Edmonton won 8-2
- Opposition: 4
- Peter Stastny, at Quebec, December 2/81, 2nd period, 2 goals, 2 assists, Quebec won 9-8
 - Phil Housley, at Buffalo, October 17/82, 1st period, 1 goal, 3 assists, Buffalo won 6-4
 - Sergei Makarov, at Calgary, February 25/90, 3rd period, 1 goal, 3 assists, Calgary won 10-4

PENALTIES

MOST PENALTIES, ONE GAME:

Edmonton: 7

- Lee Fogolin, at Detroit, March 22/81, 3 minors, 1 major, 1 10-minute misconduct, 1 game misconduct, 1 gross misconduct
- Opposition: 9
- Russ Anderson, at Pittsburgh, January 19/80, 3 minors, 3 majors, 3 game misconducts (Ties NHL record)

MOST PENALTIES, ONE PERIOD:

Edmonton: 7

- Lee Fogolin, at Detroit, March 22/81, 3rd period, 3 minors, 1 major, 1 10-minute misconduct, 1 game misconduct, 1 gross misconduct
 - Dave Semenko, at Calgary, November 15/84, 3rd period, 3 minors, 2 majors, 1 match, 1 game misconduct
- Opposition: 8
- Russ Anderson, at Pittsburgh, January 19/80, 2nd period, 3 minors, 2 majors, 3 game misconducts

PENALTY MINUTES

MOST PENALTY MINUTES:

1747 – Kelly Buchberger, in 795 games, 1987-88 through 1998-99

MOST PENALTY MINUTES INCLUDING PLAYOFFS:

1863 – Kelly Buchberger, 1747 regular season & 116 playoff penalty minutes

MOST PENALTY MINUTES, ONE SEASON:

286 – Steve Smith, 1987-88

MOST PENALTY MINUTES, ONE SEASON

DEFENCEMAN:

286 – Steve Smith, 1987-88

MOST PENALTY MINUTES, ONE SEASON, CENTRE:

281 – Kevin McClelland, 1987-88

MOST PENALTY MINUTES, ONE SEASON, RIGHT WING:

265 – Marty McSorley, 1985-86

MOST PENALTY MINUTES, ONE SEASON, LEFT WING:

234 – Kelly Buchberger, 1988-89

MOST PENALTY MINUTES, ONE SEASON

GOALTENDER:

18 – Bill Ranford, 1989-90

MOST PENALTY MINUTES, ONE SEASON, ROOKIE:

234 – Kelly Buchberger, 1988-89

MOST PENALTY MINUTES, ONE GAME:

Edmonton: 42

- Dave Semenko, vs Vancouver, March 13/82, 1 minor, 2 majors, 1 match penalty, 210 minute misconducts
- Opposition: 51

- Russ Anderson, at Pittsburgh, January 19/80, 3 minors, 3 majors, 3 game misconducts

MOST PENALTY MINUTES, ONE PERIOD:

Edmonton: 41

- Lee Fogolin, at Detroit, March 28/81, 3rd period, 3 minors, 1 major, 1 10-minute misconduct, 1 game misconduct, 1 gross misconduct
- Opposition: 46

- Russ Anderson, at Pittsburgh, January 19/80, 2nd period, 3 minors, 3 majors, 3 game misconducts

MULTIPLE GOAL AND POINT SEASONS

MOST 20-OR-MORE GOAL SEASONS:

10 – Jari Kurri, 1980-81 through 1989-90

MOST CONSECUTIVE 20-OR-MORE GOAL

SEASONS:

10 – Jari Kurri, 1980-81 through 1989-90

MOST 30-OR-MORE GOAL SEASONS:

10 – Jari Kurri, 1980-81 through 1989-90

MOST CONSECUTIVE 30-OR-MORE GOAL

SEASONS:

10 – Jari Kurri, 1980-81 through 1989-90

MOST 40-OR-MORE GOAL SEASONS:

9 – Wayne Gretzky, 1979-80 through 1987-88

MOST CONSECUTIVE 40-OR-MORE GOAL

SEASONS:

9 – Wayne Gretzky, 1979-80 through 1987-88 (Ties NHL Record)

MOST 50-OR-MORE GOAL SEASONS:

8 – Wayne Gretzky, 1979-80 through 1986-87

MOST CONSECUTIVE 50-OR-MORE GOAL

SEASONS:

8 – Wayne Gretzky, 1979-80 through 1986-87

MOST 100-OR-MORE POINT SEASONS:

9 – Wayne Gretzky, 1979-80 through 1987-88 (NHL Record)

MOST CONSECUTIVE 100-OR-MORE POINT

SEASONS:

9 – Wayne Gretzky, 1979-80 through 1987-88 (NHL Record)

SHUTOUTS POWERPLAY AND

SHORTHANDED GOALS, SHOTS ON GOALS

MOST SHUTOUTS BY A GOALTENDER, CAREER:

23 – Tommy Salo in 334 games over six seasons, 1998-99 through 2003-04

MOST SHUTOUTS, ONE SEASON, GOALTENDER:

8 – Curtis Joseph, 1997-98

– Tommy Salo, 2000-01

MOST POWERPLAY GOALS, ONE SEASON:

20 – Wayne Gretzky, 1983-84

– Ryan Smyth, 1996-97

MOST POWERPLAY GOALS, ONE GAME

- Edmonton 3:
 – Glenn Anderson, vs Chicago,
 March 20, 1985, Edmonton won 6-4.
 – Glenn Anderson, vs Toronto,
 November 19, 1988, Edmonton won 9-1.

MOST SHORTHANDED GOALS, ONE SEASON:

12 – Wayne Gretzky, 1983-84

MOST SHORTHANDED GOALS, ONE GAME:

- Edmonton: 2
 – Accomplished 13 times in Oilers history.
 Most recent by Ethan Moreau, Edmonton at
 Philadelphia, December 8, 2005.
 Edmonton won 3-2.

Opposition: 2

- Darryl Sutter, Chicago. Edmonton at
 Chicago, October 18, 1981.
 Chicago won 7-5.
 – Dave Christian, Washington. Edmonton
 at Washington, November 12, 1985.
 Washington won 5-2.
 – Russ Courtnall, Vancouver. Edmonton
 at Vancouver, April 22, 1995.
 Vancouver won 6-1.

MOST SHORTHANDED GOALS, ONE PERIOD:

- Edmonton: 2
 – Wayne Gretzky, Edmonton at Calgary,
 March 25, 1982, 2nd period.
 Edmonton won 7-2.
 – Pat Hughes, Edmonton at St. Louis,
 January 11, 1983, 2nd period.
 Edmonton won 7-5.
 – Paul Coffey, Edmonton vs Quebec,
 February 14, 1986, 3rd period.
 Edmonton won 8-2.
 – Mark Messier, Edmonton at Detroit,
 March 25, 1986, 2nd period.
 Edmonton won 7-2.
 – Esa Tikkanen, Edmonton at Toronto,
 November 12, 1988, 1st period.
 Edmonton won 6-2.

Opposition: 2

- Dave Christian, Washington. Edmonton
 at Washington, November 12, 1985,
 3rd period. Washington won 5-2.

MOST SHOTS ON GOAL, ONE SEASON:

369 – Wayne Gretzky, 1981-82

SHOOTOUTS**MOST SHOOTOUTS, CAREER**

- 42 – Ales Hemsky
 25 – Sam Gagner
 15 – Ryan Smyth
 13 – Fernando Pisani
 12 – Robert Nilsson
 9 – Shawn Horcoff
 8 – Raffi Torres

MOST GOALS, CAREER

- 14 – Ales Hemsky
 8 – Sam Gagner
 6 – Fernando Pisani
 6 – Robert Nilsson
 5 – Shawn Horcoff
 5 – Ryan Smyth

MOST DECIDING GOALS, CAREER

- 6 – Ales Hemsky
 5 – Sam Gagner
 4 – Fernando Pisani
 3 – Shawn Horcoff
 3 – Ryan Smyth

HIGHEST SCORING PERCENTAGE, CAREER

- .625 – Shawn Horcoff (5-8)
 .571 – Robert Nilsson (4-7)
 .462 – Fernando Pisani (6-13)
 .400 – Michael Peca (2-5)
 .375 – Raffi Torres (3-8)
 .333 – Ales Hemsky (12-36)
 .333 – Ryan Smyth (5-15)

MOST SHOOTOUTS, ONE SEASON

- 17 – Sam Gagner, 2007-08 (5-17)
 16 – Ales Hemsky, 2007-08 (6-16)
 14 – Ales Hemsky, 2005-06 (5-14)
 13 – Ryan Smyth, 2005-06 (4-13)
 8 – Sam Gagner, 2008-09 (5-17)
 7 – Fernando Pisani, 2005-06 (3-7)
 7 – Shawn Horcoff, 2007-08 (5-7)
 7 – Robert Nilsson, 2007-08 (4-7)

MOST GOALS, ONE SEASON

- 6 – Ales Hemsky, 2007-08 (6-16)
 5 – Ales Hemsky, 2005-06 (5-14)
 5 – Sam Gagner, 2007-08 (5-17)
 5 – Shawn Horcoff, 2007-08 (5-7)
 4 – Ryan Smyth, 2005-06 (4-13)
 4 – Robert Nilsson, 2007-08 (4-7)

MOST DECIDING GOALS, ONE SEASON

- 4 – Sam Gagner, 2007-08
 4 – Ales Hemsky, 2007-08
 3 – Shawn Horcoff, 2007-08
 2 – Fernando Pisani, 2005-06
 2 – Ryan Smyth, 2005-06
 2 – Fernando Pisani, 2007-08
 2 – Ales Hemsky, 2008-09

HIGHEST SCORING PERCENTAGE, ONE SEASON

- .714 – Shawn Horcoff, 2007-08 (5-7)
 (MINIMUM 3 ATTEMPTS)
 .667 – Sergei Samsonov, 2005-06 (2-3)
 .667 – Fernando Pisani, 2007-08 (2-3)
 .571 – Robert Nilsson, 2007-08 (4-7)
 .429 – Fernando Pisani, 2005-06 (3-7)

GOALTENDERS**MOST SHOOTOUTS, CAREER**

- 26 – Dwayne Roloson
 11 – Mathieu Garon
 7 – Mike Morrison
 5 – Jussi Markkanen
 1 – Ty Conklin
 1 – Jeff Drouin-Deslauriers

MOST WINS, CAREER

- 13 – Dwayne Roloson
 11 – Mathieu Garon
 5 – Mike Morrison
 1 – Jussi Markkanen
 1 – Jeff Drouin-Deslauriers

MOST LOSSES, CAREER

- 13 – Dwayne Roloson
- 4 – Jussi Markkanen
- 2 – Mike Morrison
- 1 – Ty Conklin

HIGHEST WINNING PERCENTAGE, CAREER

- 1.000 – Mathieu Garon (10-0)
- 1.000 – Jeff Drouin-Deslauriers (1-0)
- .714 – Mike Morrison (5-2)
- .500 – Dwayne Roloson (9-9)
- .200 – Jussi Markkanen (1-4)
- .000 – Ty Conklin (0-1)

MOST SHOOTOUT ATTEMPTS FACED, CAREER

- 94 – Dwayne Roloson
- 35 – Mathieu Garon
- 24 – Mike Morrison
- 19 – Jussi Markkanen
- 3 – Jeff Drouin-Deslauriers
- 2 – Ty Conklin

MOST SAVES, CAREER

- 66 – Dwayne Roloson
- 32 – Mathieu Garon
- 18 – Mike Morrison
- 9 – Jussi Markkanen
- 3 – Jeff Drouin-Deslauriers

MOST SHOOTOUT GOALS ALLOWED, CAREER

- 28 – Dwayne Roloson
- 10 – Jussi Markkanen
- 6 – Mike Morrison
- 3 – Mathieu Garon
- 2 – Ty Conklin
- 0 – Jeff Drouin-Deslauriers

HIGHEST SAVE PERCENTAGE, CAREER

- 1.000 – Jeff Drouin-Deslauriers
(3 Saves – 3 Attempts)
- .914 – Mathieu Garon
(32 Saves – 35 Attempts)
- .750 – Mike Morrison
(18 Saves – 24 Attempts)
- .702 – Dwayne Roloson
(66 Saves – 94 Attempts)
- .474 – Jussi Markkanen
(9 Saves – 19 Attempts)

MOST SHOOTOUTS, ONE SEASON

- 10 – Mathieu Garon, 2007-08
- 9 – Dwayne Roloson, 2007-08
- 8 – Dwayne Roloson, 2008-09
- 7 – Mike Morrison, 2005-06
- 5 – Dwayne Roloson, 2006-07
- 4 – Jussi Markkanen, 2005-06
- 4 – Dwayne Roloson, 2005-06

MOST WINS, ONE SEASON

- 10 – Mathieu Garon, 2007-08
- 5 – Mike Morrison, 2005-06
- 5 – Dwayne Roloson, 2007-08
- 4 – Dwayne Roloson, 2008-09
- 3 – Dwayne Roloson, 2006-07
- 1 – Jussi Markkanen, 2005-06
- 1 – Dwayne Roloson, 2005-06
- 1 – Mathieu Garon, 2008-09
- 1 – Jeff Drouin-Deslauriers, 2008-09

MOST LOSSES, ONE SEASON

- 4 – Dwayne Roloson, 2007-08
- 4 – Dwayne Roloson, 2008-09
- 3 – Jussi Markkanen, 2005-06
- 3 – Dwayne Roloson, 2005-06
- 2 – Mike Morrison, 2005-06
- 2 – Dwayne Roloson, 2006-07

HIGHEST WINNING PERCENTAGE, ONE SEASON

- 1.000 – Mathieu Garon, 2007-08 (10-0)
- 1.000 – Jeff Drouin-Deslauriers, 2008-09 (1-0)
- 1.000 – Mathieu Garon, 2008-09 (1-0)
- .714 – Mike Morrison, 2005-06 (5-2)
- .600 – Dwayne Roloson, 2006-07 (3-2)
- .556 – Dwayne Roloson, 2007-08 (5-4)
- .250 – Jussi Markkanen, 2005-06 (1-3)
- .250 – Dwayne Roloson, 2005-06 (1-3)

MOST SHOOTOUT ATTEMPTS FACED, ONE SEASON

- 37 – Dwayne Roloson, 2007-08
- 32 – Mathieu Garon, 2007-08
- 24 – Mike Morrison, 2005-06
- 21 – Dwayne Roloson, 2006-07
- 24 – Dwayne Roloson, 2008-09
- 16 – Jussi Markkanen, 2005-06

MOST SAVES, ONE SEASON

- 30 – Mathieu Garon, 2007-08
- 27 – Dwayne Roloson, 2007-08
- 19 – Dwayne Roloson, 2008-09
- 18 – Mike Morrison, 2005-06
- 15 – Dwayne Roloson, 2006-07
- 8 – Jussi Markkanen, 2005-06

MOST SHOOTOUT GOALS ALLOWED, ONE SEASON

- 10 – Dwayne Roloson, 2007-08
- 8 – Jussi Markkanen, 2005-06
- 7 – Dwayne Roloson, 2005-06
- 6 – Mike Morrison, 2005-06
- 6 – Dwayne Roloson, 2006-07

HIGHEST SAVE PERCENTAGE, ONE SEASON

- 1.000 – Jeff Drouin-Deslauriers, 2008-09
(3 Saves – 3 Attempts)
- .938 – Mathieu Garon, 2007-08
(30 Saves – 32 Attempts)
- .750 – Mike Morrison, 2005-06
(18 Saves – 24 Attempts)
- .730 – Dwayne Roloson, 2007-08
(27 Saves – 37 Attempts)
- .714 – Dwayne Roloson, 2006-07
(15 Saves – 21 Attempts)
- .500 – Jussi Markkanen, 2007-08
(8 Saves – 16 Attempts)

REAL TIME SCORING STATISTICS

HIGHEST TIME-ON ICE AVERAGE, ONE SEASON:
27:59 – Chris Pronger, 2005-06

HIGHEST TIME-ON ICE AVERAGE, FORWARD ONE SEASON:
22:08 – Doug Weight, 2000-01

MOST HITS, ONE SEASON:
260 – Jason Smith, 1999-00

MOST BLOCKED SHOTS, ONE SEASON:
228 – Jason Smith, 2006-07

MOST TAKEAWAYS, ONE SEASON:

83 – Todd Marchant, 2001-02

MOST GIVEAWAYS, ONE SEASON:

128 – Janne Niinimaa, 1998-99

HIGHEST FACE-OFF WINNING PERCENTAGE, ONE SEASON:

58.01 – Todd Marchant, 2002-03
(Won 775 of 1336 face-offs.)

MOST FACE-OFFS, ONE SEASON:

1756 – Shawn Horcoff, 2008-09
1593 – Todd Marchant, 1999-00

MOST FACE-OFFS WON, ONE SEASON:

947 – Shawn Horcoff, 2008-09
843 – Todd Marchant, 1999-00

MOST TIME-ON ICE, ONE GAME:

33:52 – Eric Brewer, February 8, 2002
at Dallas. Edmonton tied 1-1 OT.

MOST TIME-ON ICE, ONE GAME**(NO OVERTIME):**

33:47 – Janne Niinimaa, April 7, 2001
at Vancouver. Edmonton won 4-2.

MOST HITS ONE GAME:

10 – Ethan Moreau, January 24, 2001
at San Jose. Edmonton lost 6-1.

MOST BLOCKED SHOTS, ONE GAME:

11 – Jason Smith, November 28, 2006 vs
Anaheim. Edmonton lost 3-2 OT.
10 – Jason Smith, March 28, 2001
vs Colorado. Edmonton won 4-1.

MOST TAKEAWAYS, ONE GAME:

7 – Shawn Horcoff, November 7, 2006 at
Montreal. Edmonton lost 3-2 SO.
6 – Todd Marchant, December 27, 2000
at Colorado. Edmonton lost 3-2.
6 – Todd Marchant, January 5, 2002
vs Vancouver. Edmonton lost 4-3.

MOST GIVEAWAYS, ONE GAME:

8 – Dean McAmmond, March 3, 1999 at
Buffalo. Edmonton won 5-3.

HIGHEST FACE-OFF WINNING PERCENTAGE, ONE GAME:

95.45 – Jarret Stoll, February 4, 2006
vs Vancouver. Edmonton won 3-1.
(Won 21 of 22 face-offs.)
93.75 – Michael Peca, November 21, 2005
vs San Jose. Edmonton won 2-1 SO.
(Won 15 of 16 face-offs.)
92.31 – Jarret Stoll, January 13, 2008 vs
Calgary. Edmonton won 2-1.
(Won 12 of 13 face-offs.)

MOST FACE-OFFS, ONE GAME:

36 – Mike Comrie, November 9, 2002
at New Jersey. Edmonton won 6-3.
35 – Todd Marchant, December 3, 2000
vs San Jose. Edmonton tied San Jose
3-3 OT.
35 – Rem Murray, January 30, 2001
vs Chicago. Edmonton won 3-2.
35 – Todd Marchant, January 6, 2003
at San Jose. Edmonton tied San Jose
5-5 OT.

MOST FACE-OFFS WON, ONE GAME:

24 – Doug Weight, March 28, 1999
vs San Jose. Edmonton won 5-2.

STREAKS**LONGEST UNDEFEATED STREAK BY A GOALTENDER:**

23 games
– Grant Fuhr, October 21/81 through
January 13/82, 15 wins, 8 ties

LONGEST CONSECUTIVE GOAL-SCORING STREAK:

12 games
– Dave Lumley, November 21/81 through
December 16/81, 15 goals

LONGEST CONSECUTIVE ASSIST-SCORING STREAK:

17 games
– Wayne Gretzky, November 26/83 through
January 4/84, 38 assists during streak
(NHL record)
– Paul Coffey, November 27/85 through
January 2/86, 27 assists during streak
(Ties NHL record)

LONGEST CONSECUTIVE POINT-SCORING STREAK:

51 games
– Wayne Gretzky, October 5/83 through
January 27/84, 61 goals, 92 assists,
153 points during streak (NHL record)

LONGEST SHUTOUT SEQUENCE BY A GOALTENDER:

192 Minutes, 53 Seconds
– Tommy Salo shutout Minnesota for final
29:58 on Mar. 2/01, shutout Toronto for
60:00 on Mar. 7/01, Buffalo for 60:00 on
Mar. 9/01 and Carolina for initial 42:55
on Mar. 11/01.

FASTEST GOALS**FASTEST OPENING GOAL:**

Edmonton: 8 Seconds
– Wayne Gretzky, at NY Rangers,
December 14/83, Edmonton won 9-4
Opposition: 8 Seconds
– Tim Kerr, at Philadelphia, March 7/89,
Edmonton tied Philadelphia 4-4 (OT)

FASTEST GOAL FROM THE START OF A PERIOD:

Edmonton: 6 Seconds
– Glenn Anderson, vs Los Angeles, March 17/84,
3rd period, Edmonton won 9-1
Opposition: 8 Seconds
– Butch Goring, at NY Islanders, November 16/82,
2nd period, New York won 4-2
– Larry Robinson, at Montreal,
February 14/82, 2nd period, Montreal won 4-2
– Ron Francis at Hartford, February 12/84,
3rd period, Hartford won 11-0
– Bob Gainey, at Montreal, January 11/86,
3rd period, Edmonton won 6-3
– Tim Kerr, at Philadelphia March 7/89
1st period Edmonton tied Philadelphia
4-4 (OT)

FASTEST TWO GOALS:

Edmonton: 9 Seconds
– Wayne Gretzky, vs St. Louis, February 18/81
Goals: 3rd period 5:49, 5:58, Edmonton won 9-2
Opposition: 4 Seconds (Ties NHL Record)
– Deron Quint, at Winnipeg, December 15/95.
Goals: 2nd period - 7:51, 7:55,
Winnipeg won 9-4

FASTEST TWO SHORTHANDED GOALS:

Edmonton: 12 Seconds

– Esa Tikkanen, at Toronto, November 12/88.

Goals: 1st period - 10:44, 10:56

Edmonton won 6-2 (NHL record)

Opposition: 43 Minutes, 12 Seconds

– Darryl Sutter, at Chicago, October 18/81

Goals: 1st period - 16:33, 3rd period

19:45, Chicago won 7-5

FASTEST THREE GOALS:

Edmonton: 2 Minutes, 1 Second

– Ryan Smyth vs San Jose, October 12, 2006.

Goals: 3rd period, 4:05, 4:19, 6:06

Edmonton won 9-2.

Edmonton: 2 Minutes, 18 Seconds

– Wayne Gretzky, vs St. Louis,

February 18/81. Goals: 3rd period

5:49, 5:58, 8:07, Edmonton won 9-2

Opposition: 5 Minutes, 42 Seconds

– Paul Reinhart at Calgary

November 24/86. Goals 1st period

6:01, 11:02, 11:43, Calgary won 6-5

FASTEST FOUR GOALS:

Edmonton: 7 Minutes, 58 Seconds

– Wayne Gretzky vs St. Louis

February 18/81. Goals: 3rd period

5:49, 5:58, 8:07, 13:47, Edmonton won 9-2

Opposition: 36 Minutes, 8 Seconds

– Mike Bossy, at NY Islanders, March 3/81.

Goals: 1st period - 12:26, 2nd period

13:35, 15:37, 3rd period - 8:34, Teams tied 8-8

FASTEST FIVE GOALS:

Edmonton: 29 Minutes, 3 Seconds

– Wayne Gretzky, vs St. Louis, February 18/81.

Goals: 2nd period 4:44, 3rd period - 5:49,

5:58, 8:07, 13:47, Edmonton won 9-2

Opposition:

– has not occurred in Oilers history

FASTEST ASSISTS**FASTEST THREE ASSISTS:**

Edmonton: 1 Minutes, 48 Seconds

– Wayne Gretzky, vs Washington February 15/80.

Goals: 3rd period Dave Semenko 13:14,

Bobby Schmautz 14:04, Blair MacDonald 15:02.

Edmonton won 8-2

Opposition: 4 Minutes, 4 Seconds

– Jeremy Roenick, vs Chicago, February 1/95.

Goals: 1st period - Joe Murphy 4:27,

Patrick Poulin 5:52 and 8:31.

Chicago won 7-0

FASTEST FOUR ASSISTS:

Edmonton: 4 Minutes, 38 Seconds

– Wayne Gretzky, at Winnipeg, March 7/88.

Goals: 2nd period Esa Tikkanen 9:38,

Craig Simpson 10:38, Mark Messier 13:46,

Craig Simpson 14:16. Edmonton won 6-0

Opposition: 24 Minutes, 4 Seconds

– Stan Smyl, at Vancouver, April 1/80.

Goals: 2nd period - Dave Williams 5:26,

Ivan Boldirev 18:01, 3rd period - Thomas Gradin

6:27, Curt Fraser 9:30, Vancouver won 5-0

FASTEST FIVE ASSISTS:

Edmonton: 16 Minutes, 38 Seconds

– Wayne Gretzky, vs Quebec February 14/86.

Goals: 2nd period Dave Semenko 17:03,

3rd period Paul Coffey 1:16, Jari Kurri 2:32,

Craig MacTavish 12:59, Paul Coffey 13:41,

Oilers won 8-2

Opposition:

– has not occurred in Oilers history

Edmonton Oilers Team Records

MOST

POINTS, ONE SEASON:

119 – 1983-84
– 1985-86

WINS, ONE SEASON:

57 – 1983-84

LOSSES, ONE SEASON:

50 – 1992-93

TIES, ONE SEASON:

16 – 1980-81, 1999-00

OVERTIME LOSSES, ONE SEASON:

13 – 2005-06 (4 overtime losses and
9 shootout losses)

HOME WINS, ONE SEASON:

32 – 1985-86

ROAD WINS, ONE SEASON:

26 – 1983-84

HOME LOSSES, ONE SEASON:

22 – 1993-94

ROAD LOSSES, ONE SEASON:

29 – 1992-93

HOME TIES, ONE SEASON:

10 – 1980-81

ROAD TIES, ONE SEASON:

11 – 1981-82, 1993-94

HOME OVERTIME LOSSES, ONE SEASON:

6 – 2005-06 (2 overtime losses and
4 shootout losses)

ROAD OVERTIME LOSSES, ONE SEASON:

7 – 2005-06 (2 overtime losses and
5 shootout losses)

SHOOTOUTS:

19 – 2007-08 (Won 15, Lost 4)

SHOOTOUT WINS:

15 – 2007-08

SHOOTOUT LOSSES:

9 – 2005-06

HOME SHOOTOUTS:

9 – 2007-08 (Won 8, Lost 1)

HOME SHOOTOUT WINS:

8 – 2007-08

HOME SHOOTOUT LOSSES:

4 – 2005-06

ROAD SHOOTOUTS:

10 – 2007-08 (Won 7, Lost 3)

ROAD SHOOTOUT WINS:

7 – 2007-08

ROAD SHOOTOUT LOSSES:

5 – 2005-06

OVERTIME GAMES, ONE SEASON:

28 – 1999-00 (4 Wins, 8 Losses, 16 Ties)

OVERTIME WINS, ONE SEASON:

19 – 2007-08

HOME OVERTIME GAMES, ONE SEASON:

15 – 2002-03 (6 Wins, 4 Losses, 5 Ties)

HOME OVERTIME WINS, ONE SEASON:

9 – 2007-08

ROAD OVERTIME GAMES, ONE SEASON:

15 – 1999-00 (3 Wins, 5 Losses, 7 Ties)
15 – 2007-08 (10 Wins, 5 Losses)

ROAD OVERTIME WINS, ONE SEASON:

10 – 2007-08

FEWEST

POINTS, ONE SEASON:

38 – 1994-95 (48 Games)
60 – 1992-93 (84 Games)

WINS, ONE SEASON:

17 – 1994-95 (48 Games)
25 – 1993-94 (84 Games)

LOSSES, ONE SEASON:

17 – 1981-82
– 1985-86

TIES, ONE SEASON:

4 – 1994-95 (48 Games)
5 – 1983-84 (84 Games)

OVERTIME LOSSES, ONE SEASON

3 – 2000-01

HOME WINS, ONE SEASON:

11 – 1994-95 (24 Games)
15 – 1995-96 (41 Games)

ROAD WINS, ONE SEASON:

8 – 1994-95 (24 Games)
10 – 1992-93 (42 Games)

HOME LOSSES, ONE SEASON:

5 – 1981-82
– 1983-84

ROAD LOSSES, ONE SEASON:

11 – 1985-86

HOME TIES, ONE SEASON:

1 – 1994-95 (24 Games)
2 – 1985-86 (40 Games)

ROAD TIES, ONE SEASON:

1 – 1983-84
– 1986-87

HOME OVERTIME LOSSES,

ONE SEASON:

0 – 2001-02

ROAD OVERTIME LOSSES,

ONE SEASON:

1 – 2000-01

OVERTIME GAMES, ONE SEASON:

7 – 1994-95 (1 Win, 2 Losses, 4 Ties) – 48
Games
9 – 1983-84 (4 Wins, 0 Losses, 5 Ties) – 80
Games

OVERTIME WINS, ONE SEASON:

0 – 1984-85 (0-1-11) & 1991-92 (0-2-10)

HOME OVERTIME GAMES, ONE SEASON:

- 2 – 1994-95 (1-0-1) – 48 Games
- 5 – 1983-84 (1-0-4), 1987-88 (0-1-4), 1988-89 (1-1-3), 1991-92 (0-0-5) – 80 Games
- 5 – 2006-07 (2-3-0) – 82 Games

HOME OVERTIME WINS, ONE SEASON:

- 0 – 1984-85, 1987-88, 1991-92, 1993-94, 1997-98, 1998-99

ROAD OVERTIME GAMES, ONE SEASON:

- 4 – 1983-84 (3 Wins, 0 Losses, 1 Tie)

ROAD OVERTIME WINS, ONE SEASON:

- 0 – 1984-85, 1991-92, 1994-95, 1996-97

STREAKS**LONGEST WINNING RECORD:**

- 9 games
- February 20/2001 through March 13/2001

LONGEST WINNING RECORD,**INCLUDING PLAYOFFS:**

- 9 games
- April 10/85 through May 7/85

LONGEST HOME WINNING RECORD,**ONE SEASON:**

- 8 games
- January 19/85 through February 22/85
- February 24/86 through April 2/86

LONGEST ROAD WINNING RECORD,**ONE SEASON:**

- 8 games
- December 9/86 through January 17/87

LONGEST UNDEFEATED STREAK & LONGEST**UNDEFEATED STREAK FROM START OF****SEASON:**

- 15 games
- October 11/84 through November 9/84, 12 wins, 3 ties (NHL record)

LONGEST HOME UNDEFEATED RECORD, ONE**SEASON:**

- 14 games
- November 15/89 through January 6/90, 11 wins, 3 ties

LONGEST ROAD UNDEFEATED RECORD, ONE**SEASON:**

- 9 games
- January 17/82 through March 2/82, 6 wins, 3 ties
- November 23/82 through January 18/83, 7 wins, 2 ties

LONGEST LOSING RECORD, ONE SEASON:

- 11 games
- October 16/93 through November 7/93

LONGEST HOME LOSING RECORD, ONE SEASON:

- 9 games
- October 16/93 through November 24/93

LONGEST ROAD LOSING RECORD,**ONE SEASON:**

- 9 games
- November 25/80 through December 30/80
- February 25, 2006 through March 15, 2006

LONGEST WINLESS RECORD, ONE SEASON:

- 14 games
- October 11/93 through November 7/93; 13 losses, 1 tie

LONGEST HOME WINLESS RECORD, ONE**SEASON:**

- 9 games
- October 16/93 through November 24/93, 9 losses, 0 ties

LONGEST ROAD WINLESS RECORD, ONE SEASON:

- 11 games
- December 18/2001 through February 8/2002, 7 losses, 4 ties

MOST CONSECUTIVE OVERTIME GAMES:

- 7 Games
- February 29, 2004 through March 12, 2004. 2 Wins, 2 Losses, 3 Ties (NHL Record)

LONGEST NON-SHUTOUT RECORD:

- 229 games
- March 15/81 through February 11/84

LONGEST NON-SHUTOUT RECORD, INCLUDING**PLAYOFFS:**

- 198 games
- March 15/81 through May 3/83

MOST CONSECUTIVE GAMES SHUT OUT:

- 2 – October 28/90 through October 31/90
- November 18/91 through November 23/91
- October 11/03 through October 14/03
- April 3/07 through April 5/07

LONGEST SHUTOUT SEQUENCE AGAINST:

- 207 Minutes, 43 Seconds
- The Oilers were shutout for the final 52:48 of a 2-1 loss at Chicago on April 1, 2007, through back-to-back 3-0 shutouts (120:00) at Minnesota on April 3 & 5, 2007 and the initial 34:55 of a 3-2 win at Calgary on April 7, 2007.

156 Minutes 31 Seconds

- The Oilers were shutout for the final 22:25 at Calgary (Oct. 25, 1990) through shutouts vs Washington (Oct. 28/90) and vs Winnipeg (OT; Oct. 31/90) and the initial 13:43 of the 1st period vs New Jersey (Nov. 3/90).

146 Minutes, 31 Seconds

- The Oilers were shutout from 17:58 of the 3rd period vs San Jose on Oct. 9/03, through shutouts at Vancouver on Oct. 11/03 and at Calgary on Oct. 14/03, until 3:30 of the 2nd period vs Buffalo on Oct. 16/03.

142 Minutes, 26 Seconds

- The Oilers were shutout from 7:00 of the 3rd period at Minnesota on Feb. 25/07, through shutouts vs Phoenix on Feb. 27/07 and vs Minnesota on Mar. 1/07, until 9:27 of the 1st period vs Calgary on Mar. 3/07.

MOST CONSECUTIVE PERIODS SCORING A GOAL:

- 24 periods
- from the 1st period vs Vancouver on November 21/81 Through the 3rd period vs Vancouver on December 4/81, 63 goals during streak

MOST CONSECUTIVE GAMES WITH A**POWERPLAY GOAL:**

- Edmonton: 20 games
- November 24/82 through January 7/83, 31 powerplay goals
- Opposition: 12 games
- October 7/81 through October 28/81, 15 powerplay goals
- February 20/90 through March 14/90, 19 powerplay goals
- October 6/93 through October 29/93, 17 powerplay goals

GOALS**MOST GOALS, ONE SEASON:**

- 446 – 1983-84 (NHL record)

HIGHEST GOALS PER GAME AVERAGE, ONE SEASON:

- 5.58 – 1983-84, 446 goals in 80 games (NHL record)

FEWEST GOALS, ONE SEASON:

- 136 – 1994-95 (48 Games)
- 195 – 2006-07 (82 Games)

LOWEST GOALS-PER GAME AVERAGE, ONE SEASON:

- 2.38 – 2006-07, 195 goals in 82 games

MOST GOALS AGAINST, ONE SEASON:

- 337 – 1992-93

HIGHEST GOALS AGAINST PER-GAME AVERAGE, ONE SEASON:

- 4.09 – 1980-81, 327 goals in 80 games

FEWEST GOALS AGAINST, ONE SEASON:

- 182 – 2001-02 (82 Games)
- 183 – 1994-95 (48 Games)

LOWEST GOALS AGAINST-PER-GAME AVERAGE, ONE SEASON:

- 2.22 – 2001-02, 182 goals in 82 games

MOST SHORTHANDED GOALS, ONE SEASON:

- 36 – 1983-84 (NHL record)

FEWEST SHORTHANDED GOALS, ONE SEASON:

- 2 – 1993-94

MOST SHORTHANDED GOALS AGAINST, ONE SEASON:

- 17 – 1988-89

MOST SHORTHANDED GOALS, ONE TEAM, ONE GAME:

- Edmonton: 3
- Oilers vs Winnipeg, December 21/83, Edmonton won 7-4
- Oilers vs Los Angeles, December 20/85, Edmonton won 9-4
- Oilers vs Quebec, February 14/86, Edmonton won 8-2
- Oilers vs Vancouver, December 12/87, Edmonton won 6-3

Opposition: 3

- Oilers at Washington, November 12/85, Washington won 5-2
- Oilers vs Chicago, January 25/89, Chicago won 6-3

MOST SHORTHANDED GOALS FOR, ONE TEAM, ONE PERIOD:**Edmonton: 2**

- Accomplished 17 times in Oilers history.
- Most recent: Oilers vs Chicago, November 19/02, 1st period.
- Edmonton won 3-1

Opposition: 2

- Accomplished 6 times in Oilers history.
- Most recent: Oilers vs Toronto, October 16/01, 2nd period.
- Toronto won 4-1

MOST GOALS, BOTH TEAMS, ONE GAME:

- 21 – Oilers vs Chicago, December 11/85, Edmonton won 12-9

MOST GOALS, ONE TEAM, ONE GAME:**Edmonton: 13**

- Oilers vs New Jersey, November 19/83, Edmonton won 13-4
- Oilers vs Vancouver, November 8/85, Edmonton won 13-0

Opposition: 11

- Oilers at Hartford, February 12/84, Hartford won 11-0
- Oilers at Toronto, January 8/86, Toronto won 11-9

MOST CONSECUTIVE GOALS, ONE TEAM, ONE GAME:**Edmonton: 13**

- Oilers vs Vancouver, November 8/85, Edmonton won 13-0

Opposition: 11

- Oilers at Hartford, February 12/84, Hartford won 11-0

MOST GOALS, BOTH TEAMS, ONE PERIOD:

- 12 – Oilers at Chicago, December 11/85, 2nd period, Edmonton won 12-9

MOST GOALS, ONE TEAM, ONE PERIOD:**Edmonton: 7**

- Oilers at Vancouver, October 19/83, 3rd period, Edmonton won 10-7
- Oilers at Toronto, February 19/85, 2nd period, Edmonton won 9-4
- Oilers vs Vancouver, November 8/85, 3rd period, Edmonton won 13-0

Opposition: 7

- Oilers at Boston, January 17/80, 2nd period, Boston won 7-1

POINTS**MOST SCORING POINTS, ONE SEASON:**

- 1, 182 – 1983-84 (NHL record)

FEWEST SCORING POINTS, ONE SEASON:

- 368 – 1994-95 (48 Games)
- 638 – 1992-93 (84 Games)

MOST POINTS, BOTH TEAMS, ONE GAME:

- 62 – Oilers at Chicago, December 11/85, Edmonton won 12-9 and received 24 assists, Chicago received 17 assists (NHL record)

MOST POINTS, ONE TEAM, ONE GAME:

Edmonton: 36

- Oilers at Chicago, December 11/85, Edmonton won 12-9 and received 24 assists

Opposition: 31

- Oilers at Hartford, February 12/84, Hartford won 11-0 and received 20 assists

MOST POINTS, BOTH TEAMS, ONE PERIOD:

- 35 – Oilers at Chicago, December 11/85, 2nd period, Oilers won 12-9 and had 6 goals, 12 assists, Chicago had 6 goals, 11 assists (NHL record)

MOST POINTS, ONE TEAM, ONE PERIOD:

Edmonton: 18

- Oilers at Vancouver, October 19/83, 3rd period, Edmonton won 10-7 and had 7 goals, 11 assists

- Oilers at Toronto, February 19/85, 2nd period, Edmonton won 9-4 and had 7 goals, 11 assists

- Oilers at Chicago, December 11/85, 2nd period, Edmonton won 12-9 and had 6 goals, 12 assists

Opposition: 19

- Oilers at Boston, January 17/80, 2nd period, Boston won 7-1 and had 7 goals, 12 assists

SHOOTOUTS**MOST SHOOTOUTS, ONE SEASON**

19 – 2007-08

FEWEST SHOOTOUTS, ONE SEASON

6 – 2006-07

MOST WINS, ONE SEASON

15 – 2007-08

FEWEST WINS, ONE SEASON

3 – 2006-07

MOST LOSSES, ONE SEASON

9 – 2005-06

FEWEST LOSSES, ONE SEASON

3 – 2006-07

HIGHEST WINNING PERCENTAGE, ONE SEASON

.789 (15-4) – 2007-08

LOWEST WINNING PERCENTAGE, ONE SEASON

.438 (7-9) – 2005-06

MOST HOME SHOOTOUTS, ONE SEASON

9 – 2007-08

FEWEST HOME SHOOTOUTS, ONE SEASON

3 – 2006-07

MOST HOME WINS, ONE SEASON

8 – 2007-08

FEWEST HOME WINS, ONE SEASON

2 – 2006-07

MOST HOME LOSSES, ONE SEASON

4 – 2005-06

FEWEST HOME LOSSES, ONE SEASON

1 – 2006-07 & 2007-08

HIGHEST HOME WINNING PERCENTAGE, ONE SEASON

.889 (8-1) – 2007-08

LOWEST HOME WINNING PERCENTAGE, ONE SEASON

.429 (3-4) – 2005-06

MOST ROAD SHOOTOUTS, ONE SEASON

10 – 2007-08

FEWEST ROAD SHOOTOUTS, ONE SEASON

3 – 2006-07

MOST ROAD WINS, ONE SEASON

7 – 2007-08

FEWEST ROAD WINS, ONE SEASON

1 – 2006-07

MOST ROAD LOSSES, ONE SEASON

5 – 2005-06

FEWEST ROAD LOSSES, ONE SEASON

1 – 2008-09

HIGHEST ROAD WINNING PERCENTAGE, ONE SEASON

.833 (5-1) – 2008-09

LOWEST ROAD WINNING PERCENTAGE, ONE SEASON

.333 (1-2) – 2006-07

LONGEST WINNING STREAK, OVERALL

7 Games – November 14 to December 15, 2007

7 Games – November 14, 2008 to December 15, 2008

LONGEST WINNING STREAK, ONE SEASON

7 Games – November 14 to December 15, 2007

7 Games – November 14, 2008 to December 15, 2008

LONGEST LOSING STREAK, OVERALL

4 Games – February 12 to March 23, 2006

2 Games – December 10 to December 13, 2005

2 Games – April 6, 2006 to November 7, 2006

2 Games – January 4 to February 20, 2007

LONGEST LOSING STREAK, ONE SEASON

4 Games – February 12 to March 23, 2006

2 Games – December 10 to December 13, 2005

2 Games – January 4 to February 20, 2007

SHOTS**MOST SHOTS, BOTH TEAMS, ONE GAME:**

100 – Oilers at Minnesota, December 11/82, Minnesota won 5-4 and had 52 shots, Edmonton had 48 shots

MOST SHOTS, ONE TEAM, ONE GAME:

Edmonton: 55

– Oilers vs Minnesota, March 21/86, Oilers won 5-4

Opposition: 59

– Oilers at NY Rangers, March 17/93, Oilers won 4-3 (OT)

MOST SHOTS, BOTH TEAMS, ONE PERIOD:

- 38 – Oilers at Colorado, December 16/81,
1st period, Edmonton won 7-4 and
had 20 shots, Colorado had 18 shots

MOST SHOTS, ONE TEAM, ONE PERIOD:

- Edmonton: 24
- Oilers vs Minnesota, March 21/86,
2nd period, Oilers won 5-4
- Oilers vs Colorado, October 15/97,
3rd period, Colorado won 6-2

Opposition: 29

- Oilers at Detroit, November 7/79,
2nd period, Detroit won 5-3

FEWEST SHOTS, BOTH TEAMS, ONE GAME:

- 32 – Oilers vs Boston, October 20/89,
Edmonton lost 3-0 and had 11 shots,
Boston had 21 shots

FEWEST SHOTS, ONE TEAM, ONE GAME:

- Edmonton: 11
- Oilers vs Boston, October 20/89,
Boston won 3-0
- Oilers vs St. Louis, November 5/99,
St. Louis won 2-1

Opposition: 11

- Oilers vs Chicago, October 9/2001,
Edmonton won 2-0

FEWEST SHOTS, BOTH TEAMS, ONE PERIOD:

- 5 – Oilers vs Dallas, January 12/99,
2nd period, Dallas won 2-1 and had
3 shots, Edmonton had 2 shots

FEWEST SHOTS, ONE TEAM, ONE PERIOD:

- Edmonton: 0
- Oilers at Minnesota, February 20/91,
2nd period, Minnesota won 5-1
- Oilers vs Florida, October 20/2001,
2nd period, Edmonton won 6-2
- Oilers at Detroit, February 16, 2004,
2nd period, Detroit won 2-1
- Oilers at Detroit, November 8, 2006,
1st period, Edmonton lost 3-0.
- Opposition: 1**
- Oilers vs Buffalo, March 13/83,
1st period, Edmonton won 6-2
- Oilers vs Calgary, April 2/87, 1st period,
4-4 Tie
- Oilers vs Buffalo, October 4/96,
1st period, Edmonton won 4-3
- Oilers at Anaheim, November 7/99,
3rd period, Anaheim won 3-1
- Oilers vs Chicago, October 9/2001,
1st period, Edmonton won 1-0
- Oilers vs Chicago, October 9/2001,
3rd period, Edmonton won 1-0
- Oilers vs San Jose, November 30, 2003,
1st period, San Jose won 2-1
- Oilers vs Vancouver, February 4, 2006,
3rd period, Edmonton won 3-1
- Oilers vs Anaheim, November 30, 2007,
3rd period, Edmonton won 5-1.

PENALTIES**MOST PENALTIES, BOTH TEAMS, ONE GAME:**

- 86 – Oilers at Los Angeles, February 28/90,
Edmonton received 27 minors,
7 majors, 6 misconducts, 4 game
misconducts, and 1 match penalty.
Los Angeles received 26 minors,
9 majors, 3 misconducts,
and 3 game misconducts,
Los Angeles won 4-2 (NHL Record)

MOST PENALTIES, ONE TEAM, ONE GAME:

- Edmonton: 45
- Oilers at Los Angeles, February 28/90,
Edmonton received 27 minors, 7 majors,
6 misconducts, 4 game misconducts,
and 1 match penalty. Los Angeles
won 4-2

Opposition: 41

- Oilers at Los Angeles, February 28/90,
Los Angeles received 26 minors, 9 majors,
3 misconducts, and 3 game misconducts,
Los Angeles won 4-2

MOST PENALTIES, BOTH TEAMS, ONE PERIOD:

- 42 – Oilers at Pittsburgh, January 19/80,
2nd period, Edmonton received 5 minors,
8 majors, and 6 game misconducts,
Pittsburgh received 9 minors, 7 majors,
and 7 game misconducts

MOST PENALTIES, ONE TEAM, ONE PERIOD:

- Edmonton: 21
- Oilers at Los Angeles, February 28/90,
3rd period, Edmonton received 9 minors,
3 majors, 5 misconducts and
4 game misconducts
Los Angeles won 4-2
- Opposition: 23**
- Oilers at Pittsburgh, January 19/80,
2nd period, Pittsburgh received 9 minors,
7 majors, and 7 game misconducts

PENALTY MINUTES**MOST PENALTY MINUTES, ONE SEASON:**

- 2,173 – 1987-88

FEWEST PENALTY MINUTES, ONE SEASON:

- 1,183 – 1994-95 (48 Games)
- 1,267 – 2001-02 (82 Games)

MOST PENALTY MINUTES, BOTH TEAMS, ONE GAME:

- 356 – Oilers at Los Angeles, February 28/90,
Edmonton received 27 minors, 7 majors,
6 misconducts, 4 game misconducts
and 1 match penalty for 199 minutes.
Los Angeles received 26 minors,
9 majors, 3 misconducts and
3 game misconducts for 157 minutes
Los Angeles won 4-2

MOST PENALTY MINUTES, ONE TEAM, ONE GAME:

- Edmonton: 199
- Oilers at Los Angeles, February 28/90,
Edmonton received 27 minors, 7 majors,
6 misconducts, 4 game misconducts
and 1 match penalty. Los Angeles won 4-2

Opposition: 157

- Oilers at Los Angeles, February 28/90, Los Angeles received 26 minors, 9 majors, 3 misconducts and 3 game misconducts Los Angeles won 4-2

MOST PENALTY MINUTES, BOTH TEAMS, ONE PERIOD:

- 233 – Oilers at Pittsburgh, January 19/80, 2nd period, Edmonton received 5 minors, 8 majors, and 6 game misconducts for 110 minutes, Pittsburgh received 9 minors, 7 majors, and 7 game misconducts for 123 minutes

MOST PENALTY MINUTES, ONE TEAM, ONE PERIOD:

- Edmonton: 123
- Oilers at Los Angeles, February 28/90, 3rd period, Edmonton received 9 minors, 3 majors, 5 misconducts and 4 game misconducts. Los Angeles won 4-2.

Opposition: 123

- Oilers at Pittsburgh, January 19/80, 2nd period, Pittsburgh received 9 minors, 7 majors, and 7 game misconducts

POWERPLAY GOALS

MOST POWERPLAY GOALS, ONE SEASON:

88 – 1987-88

MOST POWERPLAY GOALS, AGAINST, ONE SEASON:

106 – 1992-93

MOST POWERPLAY GOALS, BOTH TEAMS, ONE GAME:

- 8 – Oilers at Calgary, April 4/86, Calgary won 9-3, and had 5 powerplay goals, Edmonton had 3
- Oilers vs Philadelphia, March 4/88, Edmonton won 7-4, and scored 5 powerplay goals, Philadelphia scored 3

MOST POWERPLAY GOALS, ONE TEAM, ONE GAME:

- Edmonton: 5
- Oilers vs Chicago, November 26/80, Edmonton won 10-3, Jari Kurri had 2 powerplay goals, Kevin Lowe, Blair MacDonald, and Dave Semenko each had 1 powerplay goal
- Oilers at Los Angeles, October 11/87, Edmonton won 9-2, Mark Messier scored 2 powerplay goals, Glenn Anderson, Jim Ennis and Normand Lacombe each scored 1 powerplay goal
- Oilers vs Philadelphia, March 4/88, Edmonton won 7-4, Glenn Anderson and Craig Simpson scored 2 powerplay goals and Mark Messier scored 1 powerplay goal.
- Oilers vs Buffalo, November 4/88, Edmonton won 7-3, Jimmy Carson, Jari Kurri, Mark Messier, Craig Simpson and Esa Tikkanen each scored 1 powerplay goal.
- Oilers vs Toronto, November 19/88, Edmonton won 9-1, Glenn Anderson had 3 powerplay goals, Kelly Buchberger and Craig Simpson each had 1 powerplay goal.

Opposition: 6

- Oilers at Hartford, February 12/84, Hartford won 11-0, Ron Francis and Greg Malone each had 2 powerplay goals, Chris Kotsopoulos and Ray Neufeld each had 1 powerplay goal

MULTIPLE GOAL AND POINT SEASONS

MOST 50-OR MORE GOAL SCORERS, ONE SEASON:

- 3 – 1983-84, Wayne Gretzky 87; Glenn Anderson 54; Jari Kurri 52 (NHL record)
- 1985-86, Jari Kurri 68; Glenn Anderson 54; Wayne Gretzky 52 (Ties NHL record)

MOST 40-OR-MORE GOAL SCORERS, ONE SEASON:

- 4 – 1982-83, Wayne Gretzky 71; Glenn Anderson, Mark Messier 48; Jari Kurri 45 (Ties NHL record)
- 1983-84, Wayne Gretzky 87; Glenn Anderson 54; Jari Kurri 52; Paul Coffey 40 (Ties NHL record)
- 1984-85, Wayne Gretzky 73; Jari Kurri 71; Mike Krushelnyski 43; Glenn Anderson 42 (Ties NHL record)
- 1985-86, Jari Kurri 68; Glenn Anderson 54; Wayne Gretzky 52; Paul Coffey 48 (Ties NHL record)

MOST 30-OR-MORE GOAL SCORERS, ONE SEASON:

- 5 – 1981-82, Wayne Gretzky 92; Mark Messier 50; Glenn Anderson 38; Jari Kurri, Dave Lumley 32
- 1982-83, Wayne Gretzky 71; Glenn Anderson, Mark Messier 48; Jari Kurri 45; Ken Linseman 33
- 1983-84, Wayne Gretzky 87; Glenn Anderson 54; Jari Kurri 52; Paul Coffey 40; Mark Messier 37
- 1984-85, Wayne Gretzky 73; Jari Kurri 71; Mike Krushelnyski 43; Glenn Anderson 42; Paul Coffey 37
- 1985-86, Jari Kurri 68; Glenn Anderson 54; Wayne Gretzky 52; Paul Coffey 48; Mark Messier 35
- 1986-87, Wayne Gretzky 62; Jari Kurri 54; Mark Messier 37; Glenn Anderson 35; Esa Tikkanen 34
- 1987-88, Jari Kurri 43; Craig Simpson 43; Wayne Gretzky 40; Glenn Anderson 38; Mark Messier 37
- 1988-89, Jimmy Carson 49; Jari Kurri 44; Craig Simpson 35; Mark Messier 33; Esa Tikkanen 31

MOST 20-OR-MORE GOAL SCORERS, ONE SEASON:

- 8 – 1981-82, Wayne Gretzky 92; Mark Messier 50, Glenn Anderson 38; Jari Kurri, Dave Lumley 32; Paul Coffey 29; Pat Hughes 24; Matti Hagman 21
- 1982-83, Wayne Gretzky 71; Glenn Anderson, Mark Messier 48,

- Jari Kurri 45; Ken Linseman 33;
Paul Coffey 29; Pat Hughes 25;
Charlie Huddy 20
- 1983-84, Wayne Gretzky 87;
Glenn Anderson 54; Jari Kurri 52;
Paul Coffey 40; Mark Messier 37;
Pat Hughes 27; Dave Hunter,
Willy Lindstrom 22
- 1991-92, Vincent Damphousse 38;
Joe Murphy 35; Craig Simpson 24;
Scott Mellanby 23; Petr Klima 21;
Kelly Buchberger 20; Bennie Nicholls 20;
Anatoli Semenov 20

MOST 100-OR-MORE POINT SCORERS, ONE SEASON:

- 4 – 1982-83, Wayne Gretzky 196;
Mark Messier 106; Glenn Anderson,
Jari Kurri 104 (Ties NHL record)
- 1983-84, Wayne Gretzky 205;
Paul Coffey 126; Jari Kurri 113;
Mark Messier 101 (Ties NHL record)
- 1985-86, Wayne Gretzky 215,
Paul Coffey 138, Jari Kurri 131,
Glenn Anderson 102 (Ties NHL record)

ASSISTS AND SHUTOUTS

MOST ASSISTS, ONE SEASON:

- 736 – 1983-84 (NHL record)

FEWEST ASSISTS, ONE SEASON:

- 232 – 1994-95 (48 Games)
- 343 – 2001-02 (82 Games)

MOST SHUTOUTS, ONE SEASON:

- 8 – 1997-98 (8 by Curtis Joseph)
- 2000-01 (8 by Tommy Salo)
- 2001-02 (6 by Tommy Salo, 2 by Jussi Markkanen)

FEWEST SHUTOUTS, ONE SEASON:

- 0 – 1980-81
- 1981-82
- 1986-87 (Ties NHL record)

FASTEST GOALS

FASTEST FIVE GOALS, BOTH TEAMS:

- 3 Minutes, 34 Seconds
- Oilers vs St. Louis, January 20/82,
3rd period. Scorers: Tom Roulston,
Oilers, 13:57; Dave Lumley, Oilers, 14:17;
Wayne Gretzky, Oilers, 15:30;
Glenn Anderson, Oilers, 15:38;
Tony Currie, Blues, 17:31,
Edmonton won 8-6

FASTEST FIVE GOALS, ONE TEAM:

- Edmonton: 5 Minutes, 38 Seconds
- Oilers at Phoenix, February 27/04,
2nd period. Scorers: Fernando Pisani,
9:50; Adam Oates, 10:42; Shawn
Horcoff, 13:39; Ethan Moreau, 13:59 and
15:28. Edmonton won 7-2
- Opposition: 7 Minutes, 49 Seconds
- Oilers at NY Rangers, October 24/79,
1st period. Scorers: Ron Greschner 3:41;

Walt Tkaczuk 4:31; Don Murdoch 5:18;
Ulf Nilsson 11:13; Ron Duguay 11:30,
New York won 10-2

FASTEST FOUR GOALS, BOTH TEAMS:

- 1 Minute, 49 Seconds
- Oilers vs Anaheim, February 17/99,
3rd period. Scorers: Alexander Selivanov,
Oilers, 6:28; Rem Murray, Oilers, 6:41;
Selivanov, Oilers, 7:49 and
Steve Rucchin, Mighty Ducks, 8:17;
Edmonton won 6-2 at Anaheim.

FASTEST FOUR GOALS, ONE TEAM:

- Edmonton: 1 Minute, 41 Seconds
- Oilers vs St. Louis, January 20/82,
3rd period. Scorers: Tom Roulston 13:57;
Dave Lumley 14:17; Wayne Gretzky
15:30; Glenn Anderson 15:38,
Edmonton won 8-6
- Opposition: 3 Minutes, 19 Seconds
- Oilers vs Los Angeles, January 25/90,
2nd period. Scorers: John Tonelli, 0:32;
Barry Beck, 3:06; Dave Taylor, 3:21;
Tony Granato, 3:51.
Edmonton won 7-6

FASTEST THREE GOALS, BOTH TEAMS:

- 27 Seconds
- Oilers vs Washington, November 2/83,
1st period. Scorers: Don Jackson, Oilers,
17:24; Chris Valentine, Capitals, 17:44;
Glenn Anderson, Oilers, 17:51,
Edmonton won 11-3
- Oilers at Quebec, November 8/83,
3rd period. Scorers: Bo Berglund,
Nordiques, 16:31; Mark Messier, Oilers,
16:46; Dave Lumley, Oilers, 16:58,
Edmonton won 7-4

FASTEST THREE GOALS, ONE TEAM:

- Edmonton: 45 Seconds
- Oilers at Hartford, March 25/81,
3rd period. Scorers: Wayne Gretzky
19:04; Mark Messier 19:18;
Glenn Anderson 19:49,
Edmonton won 7-2
- Opposition: 38 Seconds
- Oilers at St. Louis, January 26/82,
3rd period. Scorers: Joe Mullen 0:44;
Perry Turnbull 1:09; Mike Crombeen 1:22,
Edmonton won 6-4

FASTEST TWO GOALS, BOTH TEAMS:

- 5 Seconds
- Oilers vs Chicago, November 27/87,
2nd period. Scorers: Wayne Gretzky,
Edmonton, 18:37; Steve Larmer, Chicago,
18:42, Edmonton won 4-3

FASTEST TWO GOALS, ONE TEAM:

- Edmonton: 8 Seconds
- Oilers vs St. Louis, January 20/82,
3rd period. Scorers: Wayne Gretzky
15:30; Glenn Anderson 15:38,
Edmonton won 8-6
- Opposition: 4 Seconds (Ties NHL Record)
- Oilers at Winnipeg, December 15/95,
2nd period. Scoring was: Deron Quint at
7:51 and 7:55. Winnipeg won 9-4

FASTEST THREE GOALS FROM THE START OF A GAME, BOTH TEAMS:

2 Minutes, 40 Seconds

- Oilers vs NY Islanders, November 2/79.
Scorers: Stefan Persson, Islanders, 1:57;
Wayne Gretzky, Oilers, 2:18;
Dan Newman, Oilers, 2:40,
Edmonton won 7-5

FASTEST THREE GOALS FROM THE START OF A GAME, ONE TEAM:

Edmonton: 3 Minutes, 25 Seconds

- Oilers at Colorado, December 16/81.

Scorers: Wayne Gretzky 0:59;

Garry Unger 2:46; Mark Messier 3:25,

Edmonton won 7-4

Opposition: 3 Minutes, 9 Seconds

- Oilers at Detroit, December 2/87.

Scorers were Brent Ashton 0:47;

Gerard Gallant 1:02; Shawn Burr 3:09.

Detroit won 7-4.

FASTEST THREE GOALS FROM THE START OF A PERIOD, BOTH TEAMS:

2 Minutes, 4 Seconds

- Oilers at Calgary, January 3/84,
2nd period. Scorers: Jim Peplinski,
Flames, 0:48; Mark Messier, Oilers, 1:32;
Pat Hughes, Oilers, 2:04
Edmonton won 9-6

FASTEST THREE GOALS FROM THE START OF A PERIOD, ONE TEAM:

Edmonton: 2 Minutes, 27 Seconds

- Oilers vs Calgary, December 4/82,
3rd period. Scorers: Wayne Gretzky 0:33;
Jari Kurri 1:31; Ken Linseman 2:27,
Edmonton won 7-5

Opposition: 1 Minute, 22 Seconds

- Oilers at St. Louis, January 26/82,
3rd period. Scorers: Joe Mullen 0:44;
Perry Turnbull 1:09; Mike Crombeen 1:22,
Edmonton won 6-4

FASTEST TWO GOALS FROM THE START OF A GAME, BOTH TEAMS:

2 Minutes, 6 Seconds

- Oilers vs Toronto, October 29/80.
Scorers: Dave Semenko, Oilers, 1:18;
Dan Maloney, Maple Leafs, 2:06,
Teams tied 4-4

FASTEST TWO GOALS FROM THE START OF A GAME, ONE TEAM:

Edmonton: 24 Seconds (NHL record)

- Oilers at Los Angeles, March 28/82.

Scorers: Mark Messier 0:14;

Dave Lumley 0:24, Edmonton won 6-2

Opposition: 41 Seconds

- Oilers vs NY Islanders, December 5/84.

Scorers: John Tonelli 0:25, 0:41,

Edmonton won 6-4

FASTEST TWO GOALS FROM THE START OF A PERIOD, BOTH TEAMS:

43 Seconds

- Oilers at St. Louis, February 23/88,
2nd period. Scorers: Steve Smith,
Edmonton, 0:23; Tony McKegney,
St. Louis 10:43. Edmonton won 6-4

FASTEST TWO GOALS FROM THE START OF A PERIOD, ONE TEAM:

Edmonton: 24 Seconds (NHL record)

- Oilers at Los Angeles, March 28/82,
1st period. Scorers: Mark Messier 0:14;
Dave Lumley 0:24, Edmonton won 6-2

Opposition: 41 Seconds

- Oilers vs NY Islanders, December 5/84.

Scorers: John Tonelli 0:25, 0:41,

Edmonton won 6-4

Oilers Yearly Playoff Record 1979-80 to 2008-09

SEASON	SERIES	W	L	PCT.	GP	W	L	PCT.	GF	GA	OT W-L	HOME W-L	AWAY W-L
1979-80	1	0	1	.000	3	0	3	.000	6	12	0-2	0-1	0-2
1980-81	2	1	1	.500	9	5	4	.556	35	35	0-1	2-2	3-2
1981-82	1	0	1	.000	5	2	3	.400	23	27	1-1	1-2	1-1
1982-83	4	3	1	.750	16	11	5	.688	80	50	0-0	7-2	4-3
1983-84	4	4	0	1.000	19	15	4	.789	94	56	1-2	9-2	6-2
1984-85	4	4	0	1.000	18	15	3	.833	98	57	2-0	10-0	5-3
1985-86	2	1	1	.500	10	6	4	.600	41	30	1-0	3-3	3-1
1986-87	4	4	0	1.000	21	16	5	.762	87	57	2-0	9-3	7-2
1987-88	4	4	0	1.000	18	16	2	.889	84	53	2-0	11-0	5-2
1988-89	1	0	1	.000	7	3	4	.429	20	25	0-0	2-1	1-3
1989-90	4	4	0	1.000	22	16	6	.727	93	60	3-1	8-3	8-3
1990-91	3	2	1	.667	18	9	9	.500	57	60	4-2	6-3	3-6
1991-92	3	2	1	.667	16	8	8	.500	49	54	1-1	5-3	3-5
1992-93	DID NOT QUALIFY FOR STANLEY CUP PLAYOFFS												
1993-94	DID NOT QUALIFY FOR STANLEY CUP PLAYOFFS												
1994-95	DID NOT QUALIFY FOR STANLEY CUP PLAYOFFS												
1995-96	DID NOT QUALIFY FOR STANLEY CUP PLAYOFFS												
1996-97	2	1	1	.500	12	5	7	.417	32	37	3-1	2-3	3-4
1997-98	2	1	1	.500	12	5	7	.417	24	25	0-2	1-4	4-3
1998-99	1	0	1	.000	4	0	4	.000	7	11	0-1	0-2	0-2
1999-00	1	0	1	.000	5	1	4	.200	11	14	0-0	1-1	0-3
2000-01	1	0	1	.000	6	2	4	.333	13	16	1-3	1-2	1-2
2001-02	DID NOT QUALIFY FOR STANLEY CUP PLAYOFFS												
2002-03	1	0	1	.000	6	2	4	.333	11	20	0-0	1-2	1-2
2003-04	DID NOT QUALIFY FOR STANLEY CUP PLAYOFFS												
2004-05	SEASON CANCELLED - NHL LOCKOUT												
2005-06	4	3	1	.750	24	15	9	.625	70	61	3-1	8-3	7-6
2006-07	DID NOT QUALIFY FOR STANLEY CUP PLAYOFFS												
2007-08	DID NOT QUALIFY FOR STANLEY CUP PLAYOFFS												
2008-09	DID NOT QUALIFY FOR STANLEY CUP PLAYOFFS												
TOTALS	49	34	15	.694	251	152	99	.606	935	760	24-18	87-42	65-57

Oilers Playoff Record vs. Opponents

SEASON	SERIES	W	L	PCT.	GP	W	L	PCT.	GF	GA	OT W-L	HOME W-L	AWAY W-L
Anaheim	1	1	0	1.000	5	4	1	.800	16	13	0-0	1-1	3-0
Boston	2	2	0	1.000	9	8	1	.889	38	17	1-0	4-1	4-0
Calgary	5	4	1	.800	30	19	11	.633	132	96	3-3	10-6	9-5
Carolina	1	0	1	.000	7	3	4	.429	16	19	1-0	2-1	1-3
Chicago	4	3	1	.750	20	12	8	.600	102	77	0-1	7-3	5-5
Colorado	2	1	1	.500	12	5	7	.417	30	35	0-2	2-3	3-4
Dallas	8	2	6	.250	42	15	27	.357	104	118	4-5	7-13	8-14
Detroit	3	3	0	1.000	16	12	4	.650	58	43	2-1	7-2	5-2
Los Angeles	7	5	2	.714	36	24	12	.667	154	127	7-2	14-5	10-7
Montreal	1	1	0	1.000	3	3	0	1.000	15	6	0-0	1-0	2-0
NY Islanders	3	1	2	.333	15	6	9	.400	47	58	0-1	4-4	2-5
Philadelphia	3	2	1	.667	15	8	7	.533	49	44	1-2	6-2	2-5
San Jose	1	1	0	1.000	6	4	2	.667	19	12	1-0	3-0	1-2
Vancouver	2	2	0	1.000	9	7	2	.778	35	20	1-0	5-0	2-2
Winnipeg	6	6	0	1.000	26	22	4	.846	120	75	3-1	14-1	8-3
TOTALS	49	34	15	.694	251	152	99	.606	935	760	24-18	87-42	65-57

Oilers Record In The Stanley Cup Final

SEASON	SERIES	W	L	PCT.	GP	W	L	PCT.	GF	GA	OT W-L	HOME W-L	AWAY W-L
Boston	2	2	0	1.000	9	8	1	.889	38	17	1-0	4-1	4-0
Carolina	1	0	1	.000	7	3	4	.429	16	19	1-0	2-1	1-3
NY Islanders	2	1	1	.500	9	4	5	.444	27	29	0-0	3-2	1-3
Philadelphia	2	2	0	1.000	12	8	4	.667	43	32	1-0	6-1	2-3
TOTALS	7	5	2	.714	37	23	14	.622	124	97	3-0	15-5	8-9

1980 Playoffs

DATE	CITY	RESULTS	WINNING GOAL	WINNING GOALTENDER
April 8	Philadelphia	Philadelphia 4, Edmonton 3*	Clarke	Peeters
April 9	Philadelphia	Philadelphia 5, Edmonton 1	Clarke	Peeters
April 11	Edmonton	Philadelphia 3, Edmonton 2**	Linseman	Myre

* Bobby Clarke scored at 8:06 overtime

** Ken Linseman scored at 23:56 overtime

(PHILADELPHIA WON SERIES 3-0)

1981 Playoffs

DATE	CITY	RESULTS	WINNING GOAL	WINNING GOALTENDER
April 8	Montreal	Edmonton 6, Montreal 3	Callighen	Moog
April 9	Montreal	Edmonton 3, Montreal 1	Siltanen	Moog
April 11	Edmonton	Edmonton 6, Montreal 2	Gretzky	Moog
(EDMONTON WON SERIES 3-0)				
April 16	Uniondale	NY Islanders 8, Edmonton 2	Tonelli	Smith
April 17	Uniondale	NY Islanders 6, Edmonton 3	D. Potvin	Smith
April 19	Edmonton	Edmonton 5, NY Islanders 2	Hagman	Moog
April 20	Edmonton	NY Islanders 5, Edmonton 4*	Morrow	Melanson
April 22	Uniondale	Edmonton 4, NY Islanders 3	Hagman	Moog
April 24	Edmonton	NY Islanders 5, Edmonton 2	Nystrom	Smith

* Ken Morrow scored at 5:41 overtime

(NY ISLANDERS WON SERIES 4-2)

1982 Playoffs

DATE	CITY	RESULTS	WINNING GOAL	WINNING GOALTENDER
April 7	Edmonton	Los Angeles 10, Edmonton 8	Simmer	Lessard
April 8	Edmonton	Edmonton 3, Los Angeles 2*	Gretzky	Fuhr
April 10	Los Angeles	Los Angeles 6, Edmonton 5**	Evans	Lessard
April 12	Los Angeles	Edmonton 3, Los Angeles 2	Anderson	Fuhr
April 13	Edmonton	Los Angeles 7, Edmonton 4	Nicholls	Lessard

* Wayne Gretzky scored at 6:20 overtime

** Daryl Evans scored at 2:35 overtime

(LOS ANGELES WON SERIES 3-2)

1983 Playoffs

DATE	CITY	RESULTS	WINNING GOAL	WINNING GOALTENDER
April 6	Edmonton	Edmonton 6, Winnipeg 3	Gretzky	Moog
April 7	Edmonton	Edmonton 4, Winnipeg 3	Messier	Moog
April 9	Winnipeg	Edmonton 4, Winnipeg 3	Linseman	Moog
(EDMONTON WON SERIES 3-0)				
April 14	Edmonton	Edmonton 6, Calgary 3	Hughes	Moog
April 15	Edmonton	Edmonton 5, Calgary 1	Gregg	Moog
April 17	Calgary	Edmonton 10, Calgary 2	Gretzky	Moog
April 18	Calgary	Calgary 6, Edmonton 5	Meredith	Edwards
April 20	Edmonton	Edmonton 9, Calgary 1	Messier	Moog
(EDMONTON WON SERIES 4-1)				
April 24	Edmonton	Edmonton 8, Chicago 4	Gretzky	Moog
April 26	Edmonton	Edmonton 8, Chicago 2	Anderson	Moog
May 1	Chicago	Edmonton 3, Chicago 2	Anderson	Moog
May 3	Chicago	Edmonton 6, Chicago 3	Pouzar	Moog
(EDMONTON WON SERIES 4-0)				
May 10	Edmonton	NY Islanders 2, Edmonton 0	D. Sutter	Smith
May 12	Edmonton	NY Islanders 6, Edmonton 3	Bourne	Smith
May 14	Uniondale	NY Islanders 5, Edmonton 1	Bourne	Smith
May 17	Uniondale	NY Islanders 4, Edmonton 2	Bossy	Smith

(NY ISLANDERS WON SERIES 4-0)

1984 Playoffs

DATE	CITY	RESULTS	WINNING GOAL	WINNING GOALTENDER
April 4	Edmonton	Edmonton 9, Winnipeg 2	Coffey	Fuhr
April 5	Edmonton	Edmonton 5, Winnipeg 4*	Gregg	Fuhr
April 7	Winnipeg	Edmonton 4, Winnipeg 1	Semenko	Fuhr
* Randy Gregg scored at 0:21 overtime (EDMONTON WON SERIES 3-0)				
April 12	Edmonton	Edmonton 5, Calgary 2	Gretzky	Fuhr
April 13	Edmonton	Calgary 6, Edmonton 5*	Wilson	Edwards
April 15	Calgary	Edmonton 3, Calgary 2	Pouzar	Fuhr
April 16	Calgary	Edmonton 5, Calgary 3	Messier	Fuhr
April 18	Edmonton	Calgary 5, Edmonton 4	Eaves	Lemelin
April 20	Calgary	Calgary 5, Edmonton 4**	McDonald	Lemelin
April 22	Edmonton	Edmonton 7, Calgary 4	Linseman	Moog
* Carey Wilson scored at 3:42 overtime ** Lanny McDonald scored at 1:04 overtime (EDMONTON WON SERIES 4-3)				
April 24	Edmonton	Edmonton 7, Minnesota 1	Gretzky	Fuhr
April 26	Edmonton	Edmonton 4, Minnesota 3	Gretzky	Moog
April 28	Minnesota	Edmonton 8, Minnesota 5	Linseman	Moog
May 1	Minnesota	Edmonton 3, Minnesota 1	Linseman	Fuhr
(EDMONTON WON SERIES 4-0)				
May 10	Uniondale	Edmonton 1, NY Islanders 0	McClelland	Fuhr
May 12	Uniondale	NY Islanders 6, Edmonton 1	Gilbert	Smith
May 15	Edmonton	Edmonton 7, NY Islanders 2	Anderson	Fuhr
May 17	Edmonton	Edmonton 7, NY Islanders 2	Messier	Moog
May 19	Edmonton	Edmonton 5, NY Islanders 2	Linseman	Moog
(EDMONTON WON SERIES 4-1)				

1985 Playoffs

DATE	CITY	RESULTS	WINNING GOAL	WINNING GOALTENDER
April 10	Edmonton	Edmonton 3, Los Angeles 2*	Fogolin	Fuhr
April 11	Edmonton	Edmonton 4, Los Angeles 2	Krushelnyski	Fuhr
April 13	Los Angeles	Edmonton 4, Los Angeles 3**	Anderson	Fuhr
* Lee Fogolin scored at 3:01 overtime ** Glenn Anderson scored at 0:46 overtime (EDMONTON WON SERIES 3-0)				
April 18	Edmonton	Edmonton 4, Winnipeg 2	Coffey	Fuhr
April 20	Edmonton	Edmonton 5, Winnipeg 2	Coffey	Fuhr
April 23	Winnipeg	Edmonton 5, Winnipeg 4	Gretzky	Fuhr
April 25	Winnipeg	Edmonton 8, Winnipeg 3	Kurri	Fuhr
(EDMONTON WON SERIES 4-0)				
May 4	Edmonton	Edmonton 11, Chicago 2	Coffey	Fuhr
May 7	Edmonton	Edmonton 7, Chicago 3	Kurri	Fuhr
May 9	Chicago	Chicago 5, Edmonton 2	Darryl Sutter	Bannerman
May 12	Chicago	Chicago 8, Edmonton 6	Larmer	Bannerman
May 14	Edmonton	Edmonton 10, Chicago 5	Gretzky	Fuhr
May 16	Chicago	Edmonton 8, Chicago 2	Messier	Fuhr
(EDMONTON WON SERIES 4-2)				
May 21	Philadelphia	Philadelphia 4, Edmonton 1	Ron Sutter	Lindbergh
May 23	Philadelphia	Edmonton 3, Philadelphia 1	Lindstrom	Fuhr
May 25	Edmonton	Edmonton 4, Philadelphia 3	Krushelnyski	Fuhr
May 28	Edmonton	Edmonton 5, Philadelphia 3	Gretzky	Fuhr
May 30	Edmonton	Edmonton 8, Philadelphia 3	Coffey	Fuhr
EDMONTON WON SERIES 4-1)				

1986 Playoffs

DATE	CITY	RESULTS	WINNING GOAL	WINNING GOALTENDER
April 9	Edmonton	Edmonton 7, Vancouver 3	Krushelnyski	Fuhr
April 10	Edmonton	Edmonton 5, Vancouver 1	Gretzky	Moog
April 12	Vancouver	Edmonton 5, Vancouver 1	Krushelnyski	Fuhr
(EDMONTON WON SERIES 3-0)				

DATE	CITY	RESULTS	WINNING GOAL	WINNING GOALTENDER
April 18	Edmonton	Calgary 4, Edmonton 1	Suter	Vernon
April 20	Edmonton	Edmonton 6, Calgary 5*	Anderson	Fuhr
April 22	Calgary	Calgary 3, Edmonton 2	Otto	Vernon
April 24	Calgary	Edmonton 7, Calgary 4	Gretzky	Fuhr
April 26	Edmonton	Calgary 4, Edmonton 1	McDonald	Vernon
April 28	Calgary	Edmonton 5, Calgary 2	Anderson	Fuhr
April 30	Edmonton	Calgary 3, Edmonton 2	Berezan	Vernon

* Glenn Anderson scored at 1:04 overtime
(CALGARY WON SERIES 4-3)

1987 Playoffs

DATE	CITY	RESULTS	WINNING GOAL	WINNING GOALTENDER
April 8	Edmonton	Los Angeles 5, Edmonton 2	Williams	Melanson
April 9	Edmonton	Edmonton 13, Los Angeles 5	Gregg	Moog
April 11	Los Angeles	Edmonton 6, Los Angeles 5	Kurri	Moog
April 12	Los Angeles	Edmonton 6, Los Angeles 3	Tikkanen	Fuhr
April 14	Edmonton	Edmonton 5, Los Angeles 4	Anderson	Fuhr

(EDMONTON WON SERIES 4-1)

April 21	Edmonton	Edmonton 3, Winnipeg 2*	Anderson	Fuhr
April 23	Edmonton	Edmonton 5, Winnipeg 3	Lemay	Fuhr
April 25	Winnipeg	Edmonton 5, Winnipeg 2	Kurri	Fuhr
April 27	Winnipeg	Edmonton 4, Winnipeg 2	Ruotsalainen	Fuhr

* Glenn Anderson scored at 0:36 overtime

(EDMONTON WON SERIES 4-0)

May 5	Edmonton	Detroit 3, Edmonton 1	Kocur	Stefan
May 7	Edmonton	Edmonton 4, Detroit 1	Kurri	Fuhr
May 9	Detroit	Edmonton 2, Detroit 1	McSorley	Fuhr
May 11	Detroit	Edmonton 3, Detroit 2	Krushelnyski	Fuhr
May 13	Edmonton	Edmonton 6, Detroit 3	Messier	Fuhr

(EDMONTON WON SERIES 4-1)

May 17	Edmonton	Edmonton 4, Philadelphia 2	Coffey	Fuhr
May 20	Edmonton	Edmonton 3, Philadelphia 2*	Kurri	Fuhr
May 22	Philadelphia	Philadelphia 5, Edmonton 3	McCrimmon	Hextall
May 24	Philadelphia	Edmonton 4, Philadelphia 1	Lowe	Fuhr
May 26	Edmonton	Philadelphia 4, Edmonton 3	Tocchet	Hextall
May 28	Philadelphia	Philadelphia 3, Edmonton 2	Daigneault	Hextall
May 31	Edmonton	Edmonton 3, Philadelphia 1	Kurri	Fuhr

* Jari Kurri scored at 6:50 overtime

(EDMONTON WON SERIES 4-3)

1988 Playoffs

DATE	CITY	RESULTS	WINNING GOAL	WINNING GOALTENDER
April 6	Edmonton	Edmonton 7, Winnipeg 4	Simpson	Fuhr
April 7	Edmonton	Edmonton 3, Winnipeg 2	Simpson	Fuhr
April 9	Winnipeg	Winnipeg 6, Edmonton 4	Gilhen	Berthiaume
April 10	Winnipeg	Edmonton 5, Winnipeg 3	Lacombe	Fuhr
April 12	Edmonton	Edmonton 6, Winnipeg 2	Kurri	Fuhr

(EDMONTON WON SERIES 4-1)

April 19	Calgary	Edmonton 3, Calgary 1	Kurri	Fuhr
April 21	Calgary	Edmonton 5, Calgary 4*	Gretzky	Fuhr
April 23	Edmonton	Edmonton 4, Calgary 2	Anderson	Fuhr
April 25	Edmonton	Edmonton 6, Calgary 4	Hannan	Fuhr

* Wayne Gretzky scored at 7:54 of overtime.

(EDMONTON WON SERIES 4-0)

May 3	Edmonton	Edmonton 4, Detroit 1	Gregg	Fuhr
May 5	Edmonton	Edmonton 5, Detroit 3	Simpson	Fuhr
May 7	Detroit	Detroit 5, Edmonton 2	Probert	Hanlon
May 9	Detroit	Edmonton 4, Detroit 3*	Kurri	Fuhr
May 11	Edmonton	Edmonton 8, Detroit 4	Acton	Fuhr

* Jari Kurri scored at 11:02 of overtime.

(EDMONTON WON SERIES 4-1)

DATE	CITY	RESULTS	WINNING GOAL	WINNING GOALTENDER
May 18	Edmonton	Edmonton 2, Boston 1	Acton	Fuhr
May 20	Edmonton	Edmonton 4, Boston 2	Gretzky	Fuhr
May 22	Boston	Edmonton 6, Boston 3	Tikkanen	Fuhr
May 24	Boston	Edmonton 3, Boston 3*	—	—
May 26	Edmonton	Edmonton 6, Boston 3	Gretzky	Fuhr

* Game cancelled due to power failure.

(EDMONTON WON SERIES 4-0)

1989 Playoffs

DATE	CITY	RESULTS	WINNING GOAL	WINNING GOALTENDER
April 5	Los Angeles	Edmonton 4, Los Angeles 3	Simpson	Fuhr
April 6	Los Angeles	Los Angeles 5, Edmonton 2	Kontos	Hrudey
April 8	Edmonton	Edmonton 4, Los Angeles 0	Carson	Fuhr
April 9	Edmonton	Edmonton 4, Los Angeles 3	Smith	Fuhr
April 11	Los Angeles	Los Angeles 4, Edmonton 2	Robitaille	Hrudey
April 13	Edmonton	Los Angeles 4, Edmonton 1	Wiemer	Hrudey
April 15	Los Angeles	Los Angeles 6, Edmonton 3	Nicholls	Hrudey

(LOS ANGELES WON SERIES 4-3)

1990 Playoffs

DATE	CITY	RESULTS	WINNING GOAL	WINNING GOALTENDER
April 4	Edmonton	Winnipeg 7, Edmonton 5	Ashton	Essensa
April 6	Edmonton	Edmonton 3, Winnipeg 2*	Lamb	Ranford
April 8	Winnipeg	Winnipeg 2, Edmonton 1	Hawerchuk	Essensa
April 10	Winnipeg	Winnipeg 4, Edmonton 3**	Ellett	Essensa
April 12	Edmonton	Edmonton 4, Winnipeg 3	Messier	Ranford
April 14	Winnipeg	Edmonton 4, Winnipeg 3	Kurri	Ranford
April 16	Edmonton	Edmonton 4, Winnipeg 1	Lamb	Ranford

* Mark Lamb scored at 4:21 of overtime.

** Dave Ellett scored at 21:08 of overtime.

(EDMONTON WON SERIES 4-3)

April 18	Edmonton	Edmonton 7, Los Angeles 0	Anderson	Ranford
April 20	Edmonton	Edmonton 6, Los Angeles 1	Simpson	Ranford
April 22	Los Angeles	Edmonton 5, Los Angeles 4	Graves	Ranford
April 24	Los Angeles	Edmonton 6, Los Angeles 5*	Murphy	Ranford

* Joe Murphy scored at 4:42 of overtime.

(EDMONTON WON SERIES 4-0)

May 2	Edmonton	Edmonton 5, Chicago 2	S. Smith	Ranford
May 4	Edmonton	Chicago 4, Edmonton 3	Wilson	Millen
May 6	Chicago	Chicago 5, Edmonton 1	Larmer	Millen
May 8	Chicago	Edmonton 4, Chicago 2	Simpson	Ranford
May 10	Edmonton	Edmonton 4, Chicago 3	Kurri	Ranford
May 12	Chicago	Edmonton 8, Chicago 4	Murphy	Ranford

(EDMONTON WON SERIES 4-2)

May 15	Boston	Edmonton 3, Boston 2*	Klima	Ranford
May 18	Boston	Edmonton 7, Boston 2	Kurri	Ranford
May 20	Edmonton	Boston 2, Edmonton 1	Johnston	Moog
May 22	Edmonton	Edmonton 5, Boston 1	Anderson	Ranford
May 24	Boston	Edmonton 4, Boston 1	Simpson	Ranford

* Petr Klima scored at 55:13 of overtime.

(EDMONTON WON SERIES 4-1)

1991 Playoffs

DATE	CITY	RESULTS	WINNING GOAL	WINNING GOALTENDER
April 4	Calgary	Edmonton 3, Calgary 1	Klima	Fuhr
April 6	Calgary	Calgary 3, Edmonton 1	Gilmour	Vernon
April 8	Edmonton	Edmonton 4, Calgary 3	Murphy	Fuhr
April 10	Edmonton	Edmonton 5, Calgary 2	Tikkanen	Fuhr
April 12	Calgary	Calgary 5, Edmonton 3	Nattress	Vernon
April 14	Edmonton	Calgary 2, Edmonton 1*	Fleury	Vernon
April 16	Calgary	Edmonton 5, Calgary 4**	Tikkanen	Fuhr

* Theoren Fleury scored at 4:40 of overtime.

** Esa Tikkanen scored at 6:58 of overtime.

(EDMONTON WON SERIES 4-3)

DATE	CITY	RESULTS	WINNING GOAL	WINNING GOALTENDER
April 18	Los Angeles	Los Angeles 4, Edmonton 3*	Robitaille	Hrudey
April 20	Los Angeles	Edmonton 4, Los Angeles 3**	Klima	Fuhr
April 22	Edmonton	Edmonton 4, Los Angeles 3***	Tikkanen	Fuhr
April 24	Edmonton	Edmonton 4, Los Angeles 2	Gelinas	Fuhr
April 26	Los Angeles	Los Angeles 5, Edmonton 2	Robitaille	Hrudey
April 28	Edmonton	Edmonton 4, Los Angeles 3****	MacTavish	Ranford

* Luc Robitaille scored at 2:13 of overtime.

** Petr Klima scored at 24:48 of overtime.

*** Esa Tikkanen scored at 20:48 of overtime.

****Craig MacTavish scored at 16:57 of overtime.

(EDMONTON WON SERIES 4-2)

May 2	Edmonton	Minnesota 3, Edmonton 1	Gagner	Casey
May 4	Edmonton	Edmonton 7, Minnesota 2	Klima	Fuhr
May 6	Minnesota	Minnesota 7, Edmonton 3	B. Smith	Casey
May 8	Minnesota	Minnesota 5, Edmonton 1	Modano	Casey
May 10	Edmonton	Minnesota 3, Edmonton 2	B.Smith	Casey

(MINNESOTA WON SERIES 4-1)

1992 Playoffs

DATE	CITY	RESULTS	WINNING GOAL	WINNING GOALTENDER
April 18	Los Angeles	Edmonton 3, Los Angeles 1	Glynn	Ranford
April 20	Los Angeles	Los Angeles 8, Edmonton 5	Huddy	Hrudey
April 22	Edmonton	Edmonton 4, Los Angeles 3	Nicholls	Ranford
April 24	Edmonton	Los Angeles 4, Edmonton 3	Robitaille	Hrudey
April 26	Los Angeles	Edmonton 5, Los Angeles 2	Tikkanen	Ranford
April 28	Edmonton	Edmonton 3, Los Angeles 0	Beranek	Ranford

(EDMONTON WON SERIES 4-2)

May 3	Vancouver	Edmonton 4, Vancouver 3*	Murphy	Ranford
May 4	Vancouver	Vancouver 4, Edmonton 0	Courtnall	McLean
May 6	Edmonton	Edmonton 5, Vancouver 2	Murphy	Ranford
May 8	Edmonton	Edmonton 3, Vancouver 2	Mellanby	Ranford
May 10	Vancouver	Vancouver 4, Edmonton 3	Ronning	McLean
May 12	Edmonton	Edmonton 3, Vancouver 0	MacTavish	Ranford

* Joe Murphy scored at 8:36 of overtime.

(EDMONTON WON SERIES 4-2)

May 16	Chicago	Chicago 8, Edmonton 2	Peluso	Belfour
May 18	Chicago	Chicago 4, Edmonton 2	Goulet	Belfour
May 20	Edmonton	Chicago 4, Edmonton 3*	Roenick	Belfour
May 22	Edmonton	Chicago 5, Edmonton 1	Roenick	Belfour

* Jeremy Roenick scored at 2:45 of overtime.

(CHICAGO WON SERIES 4-0)

1997 Playoffs

DATE	CITY	RESULTS	WINNING GOAL	WINNING GOALTENDER
April 16	Dallas	Dallas 5, Edmonton 3	Modano	Moog
April 18	Dallas	Edmonton 4, Dallas 0	Grier	Joseph
April 20	Edmonton	Edmonton 4, Dallas 3*	Buchberger	Joseph
April 22	Edmonton	Dallas 4, Edmonton 3	Langenbrunner	Moog
April 25	Dallas	Edmonton 1, Dallas 0**	Smyth	Joseph
April 27	Edmonton	Dallas 3, Edmonton 2	Modano	Moog
April 29	Dallas	Edmonton 4, Dallas 3***	Marchant	Joseph

* Kelly Buchberger scored at 9:15 of overtime.

** Ryan Smyth scored at 20:22 of overtime.

***Todd Marchant scored at 12:26 of overtime.

(EDMONTON WON SERIES 4-3)

May 2	Denver	Colorado 5, Edmonton 1	Lemieux	Roy
May 4	Denver	Colorado 4, Edmonton 1	Kamensky	Roy
May 7	Edmonton	Edmonton 4, Colorado 3	Smyth	Joseph
May 9	Edmonton	Colorado 3, Edmonton 2*	Lemieux	Roy
May 11	Denver	Colorado 4, Edmonton 3	Deadmarsh	Roy

* Claude Lemieux scored at 8:35 of overtime.

(COLORADO WON SERIES 4-1)

1998 Playoffs

DATE	CITY	RESULTS	WINNING GOAL	WINNING GOALTENDER
April 22	Denver	Edmonton 3, Colorado 2	Mironov	Joseph
April 24	Denver	Colorado 5, Edmonton 2	Sakic	Roy
April 26	Edmonton	Colorado 5, Edmonton 4*	Sakic	Roy
April 28	Edmonton	Colorado 3, Edmonton 1	Lemieux	Roy
April 30	Denver	Edmonton 3, Colorado 1	Grier	Joseph
May 2	Edmonton	Edmonton 2, Colorado 0	Berehowsky	Joseph
May 4	Denver	Edmonton 4, Colorado 0	Niinimaa	Joseph
* Joe Sakic scored at 15:25 of overtime. (EDMONTON WON SERIES 4-3)				
May 7	Dallas	Dallas 3, Edmonton 1	Zubov	Belfour
May 9	Dallas	Edmonton 2, Dallas 0	Weight	Joseph
May 11	Edmonton	Dallas 1, Edmonton 0*	Hogue	Belfour
May 13	Edmonton	Dallas 3, Edmonton 1	Hogue	Belfour
May 16	Dallas	Dallas 2, Edmonton 1	Adams	Belfour
* Benoit Hogue scored at 13:07 of overtime. (DALLAS WON SERIES 4-1)				

1999 Playoffs

DATE	CITY	RESULTS	WINNING GOAL	WINNING GOALTENDER
April 21	Dallas	Dallas 2, Edmonton 1	Carbonneau	Belfour
April 23	Dallas	Dallas 3, Edmonton 2	Langenbrunner	Belfour
April 25	Edmonton	Dallas 3, Edmonton 2	Nieuwendyk	Belfour
April 27	Edmonton	Dallas 3, Edmonton 2*	Nieuwendyk	Belfour
* Joe Nieuwendyk scored at 57:34 of overtime. (DALLAS WON SERIES 4-0)				

2000 Playoffs

DATE	CITY	RESULTS	WINNING GOAL	WINNING GOALTENDER
April 12	Dallas	Dallas 2, Edmonton 1	Lyashenko	Belfour
April 13	Dallas	Dallas 3, Edmonton 0	Muller	Belfour
April 16	Edmonton	Edmonton 5, Dallas 2	Weight	Salo
April 18	Edmonton	Dallas 4, Edmonton 3	Carbonneau	Belfour
April 21	Dallas	Dallas 3, Edmonton 2	Hull	Belfour
(DALLAS WON SERIES 4-1)				

2001 Playoffs

DATE	CITY	RESULTS	WINNING GOAL	WINNING GOALTENDER
April 11	Dallas	Dallas 2, Edmonton 1*	Langenbrunner	Belfour
April 14	Dallas	Edmonton 4, Dallas 3	Carter	Salo
April 15	Edmonton	Dallas 3, Edmonton 2**	Hogue	Belfour
April 17	Edmonton	Edmonton 2, Dallas 1***	M. Comrie	Salo
April 19	Dallas	Dallas 4, Edmonton 3****	Muller	Belfour
April 21	Edmonton	Dallas 3, Edmonton 1	Nieuwendyk	Belfour
* Jamie Langenbrunner scored at 2:08 of overtime. ** Benoit Hogue scored at 19:48 of overtime. *** Mike Comrie scored at 17:19 of overtime. **** Kirk Muller scored at 8:01 of overtime. (DALLAS WON SERIES 4-2)				

2003 Playoffs

DATE	CITY	RESULTS	WINNING GOAL	WINNING GOALTENDER
April 9	Dallas	Edmonton 2, Dallas 1	Horcoff	Salo
April 11	Dallas	Dallas 6, Edmonton 1	Young	Turco
April 13	Edmonton	Edmonton 3, Dallas 2	Dvorak	Salo
April 15	Edmonton	Dallas 3, Edmonton 1	Barnes	Turco
April 17	Dallas	Dallas 5, Edmonton 2	Modano	Turco
April 19	Edmonton	Dallas 3, Edmonton 2	Modano	Turco
(DALLAS WON SERIES 4-2)				

2006 Playoffs

DATE	CITY	RESULTS	WINNING GOAL	WINNING GOALTENDER
April 21	Detroit	Detroit 3, Edmonton 2*	Maltby	Legace
April 23	Detroit	Edmonton 4, Detroit 2	Winchester	Roloson
April 25	Edmonton	Edmonton 4, Detroit 3**	Stoll	Roloson
April 27	Edmonton	Detroit 4, Edmonton 2	Lidstrom	Legace
April 29	Detroit	Edmonton 3, Detroit 2	Horcoff	Roloson
May 1	Edmonton	Edmonton 4, Detroit 3	Hemsky	Roloson
* Kirk Maltby scored at 22:39 of overtime.				
** Jarret Stoll scored at 28:44 of overtime.				
(EDMONTON WON SERIES 4-2)				
May 7	San Jose	San Jose 2, Edmonton 1	Ehrhoff	Toskala
May 8	San Jose	San Jose 2, Edmonton 1	J. Thornton	Toskala
May 10	Edmonton	Edmonton 3, San Jose 2*	Horcoff	Roloson
May 12	Edmonton	Edmonton 6, San Jose 3	J. Smith	Roloson
May 14	San Jose	Edmonton 6, San Jose 3	Pisani	Roloson
May 17	Edmonton	Edmonton 2, San Jose 0	Peca	Roloson
* Shawn Horcoff scored at 42:24 of overtime.				
(EDMONTON WON SERIES 4-2)				
May 19	Anaheim	Edmonton 3, Anaheim 1	Hemsky	Roloson
May 21	Anaheim	Edmonton 3, Anaheim 1	Pisani	Roloson
May 23	Edmonton	Edmonton 5, Anaheim 4	Pisani	Roloson
May 25	Edmonton	Anaheim 6, Edmonton 3	Salei	Giguere
May 27	Anaheim	Edmonton 2, Anaheim 1	Torres	Roloson
(EDMONTON WON SERIES 4-1)				
June 5	Raleigh	Carolina 5, Edmonton 4	Brind'Amour	Ward
June 7	Raleigh	Carolina 5, Edmonton 0	Ladd	Ward
June 10	Edmonton	Edmonton 2, Carolina 1	Smyth	Markkanen
June 12	Edmonton	Carolina 2, Edmonton 1	Recchi	Ward
June 14	Raleigh	Edmonton 4, Carolina 3*	Pisani	Markkanen
June 17	Edmonton	Edmonton 4, Carolina 0	Pisani	Markkanen
June 19	Raleigh	Carolina 3, Edmonton 1	Kaberle	Ward
* Fernando Pisani scored at 3:31 of overtime.				
(CAROLINA WON SERIES 4-3)				

Edmonton Oilers Career Playoff Scoring 1979-80 to 2008-09

PLAYER	GP	G	A	PTS	PIM	PP	SH	WG	OT	HT	ENG
1. Wayne Gretzky	120	81	171	252	56	22	9	16	2	7	6
2. Mark Messier	166	80	135	215	175	16	11	7	0	3	0
3. Jari Kurri	146	92	110	202	101	22	7	13	2	7	4
4. Glenn Anderson	164	81	102	183	314	22	0	12	3	2	2
5. Paul Coffey	94	36	67	103	167	11	3	6	0	0	0
6. Esa Tikkanen	114	51	46	97	171	12	2	6	2	3	3
7. Charlie Huddy	138	16	61	77	104	5	1	0	0	0	0
8. Craig Simpson	67	36	32	68	56	11	0	7	0	0	0
9. Kevin Lowe	172	9	43	52	156	0	2	1	0	0	0
10. Randy Gregg	130	13	37	50	121	2	1	4	1	0	0
11. Joe Murphy	53	16	29	45	42	5	0	5	2	1	0
12. Ryan Smyth	68	22	21	43	76	8	2	3	1	0	0
13. Dave Hunter	105	16	24	40	211	1	1	0	0	0	1
14. Mike Krushelnyski	68	16	23	39	68	3	0	5	0	0	1
Steve Smith	87	10	29	39	216	2	1	2	0	0	0
16. Craig MacTavish	113	13	24	37	143	1	1	2	1	0	0
17. Doug Weight	39	10	23	33	58	4	0	2	0	0	0
18. Pat Hughes	55	7	23	30	52	0	0	1	0	0	0
19. Ken Linseman	37	16	13	29	87	4	1	5	0	0	0
Willy Lindstrom	53	12	27	29	22	4	0	1	0	0	0
21. Kevin McClelland	93	10	17	27	276	0	0	1	0	0	0
22. Mark Lamb	59	7	19	26	40	1	0	2	1	0	0
23. Kelly Buchberger	78	9	15	24	116	0	0	1	1	0	0
24. Petr Klima	60	13	10	23	36	2	0	4	2	1	0
SHAWN HORCOFF	35	10	13	23	18	1	1	3	1	0	0
26. Chris Pronger	24	5	16	21	26	3	0	0	0	0	0
27. Reijo Ruotsalainen	43	4	16	20	22	2	0	1	0	0	0
28. FERNANDO PISANI	30	15	4	19	12	3	1	5	1	0	0
Bernie Nicholls	16	8	11	19	25	4	0	1	0	0	1
Kent Nilsson	21	6	13	19	6	2	0	0	0	0	2
31. Martin Gelinas	53	6	12	18	41	0	0	1	0	0	0
Lee Fogolin	78	5	13	18	115	0	1	1	1	0	0
33. Adam Graves	40	7	10	17	39	0	0	1	0	0	0
ALES HEMSKY	30	6	11	17	14	4	0	2	0	0	0
Rem Murray	62	5	12	17	18	1	0	0	0	0	1

Edmonton Oilers All-Time Playoff Three-Or-More Goal Games

TOTAL: 26 (20 3-Goal Games, 6 4-Goal Games)

NOTE: In the NO column, the first number indicates the number of hat tricks scored in that season and the second number indicates the player's career total.

PLAYER	NO	GOALS	DATE	OPPONENT	GOALTENDER(S)
1979-80 (0; None)					
1980-81 (2; 2 3-Goal Games)					
1. Wayne Gretzky	1-1	3	April 11, 1981	vs Montreal	Richard Sevigny
2. Wayne Gretzky	2-2	3	April 19, 1981	vs NY Islanders	Billy Smith
1982 (0; None)					
1983 (6; 2 3-Goal Games, 4 4-Goal Games)					
3. Wayne Gretzky	1-3	4	April 6, 1983	vs Winnipeg	Brian Hayward
4. Mark Messier	1-1	4	April 14, 1983	vs Calgary	Reggie Lemelin
5. Wayne Gretzky	2-4	4	April 17, 1983	at Calgary	Reggie Lemelin
6. Mark Messier	2-2	3	April 17, 1983	at Calgary	Reggie Lemelin (1), Don Edwards (2)
7. Glenn Anderson	1-1	4	April 26, 1983	vs Chicago	Murray Bannerman
8. Mark Messier	3-3	3	April 26, 1983	vs Chicago	Murray Bannerman
1984 (1; 1 3-Goal Game)					
9. Jari Kurri	1-1	3	April 4, 1984	vs Winnipeg	Doug Soetaert (1), Mike Veisor (2)
1985 (6; 5 3-Goal Games, 1 4-Goal Games)					
10. Wayne Gretzky	1-5	3	April 25, 1985	at Winnipeg	Brian Hayward (2), Marc Behrend (1)
11. Jari Kurri	1-2	3	April 25, 1985	at Winnipeg	Brian Hayward (2), Marc Behrend (1)
12. Jari Kurri	2-3	3	May 7, 1985	vs Chicago	Murray Bannerman
13. Jari Kurri	3-4	3	May 14, 1985	vs Chicago	Murray Bannerman
14. Jari Kurri	4-5	4	May 16, 1985	at Chicago	Murray Bannerman
15. Wayne Gretzky	2-6	3	May 25, 1985	vs Philadelphia	Pelle Lindbergh
1986 (1; 1 3-Goal Game)					
16. Wayne Gretzky	1-7	3	April 24, 1986	at Calgary	Mike Vernon
1987 (1; 1 4-Goal Game)					
17. Jari Kurri	1-6	4	April 9, 1987	vs Los Angeles	Rollie Melanson (2), ENG (2)
1988 (2; 2 3-Goal Games)					
18. Glenn Anderson	1-2	3	April 6, 1988	vs Winnipeg	Daniel Berthiaume
19. Esa Tikkanen	1-1	3	May 22, 1988	at Boston	Reggie Lemelin
1989 (0; None)					
1990 (1; 1 3-Goal Game)					
20. Jari Kurri	1-7	3	May 18, 1990	at Boston	Andy Moog (2), Reggie Lemelin (1)
1991 (2; 2 3-Goal Games)					
21. Esa Tikkanen	1-2	3	April 16, 1991	at Calgary	Mike Vernon
22. Petr Klima	1-1	3	May 4, 1991	vs Minnesota	Jon Casey
1992 (2; 2 3-Goal Games)					
23. Esa Tikkanen	1-3	3	April 26, 1992	at Los Angeles	Kelly Hrudey
24. Joe Murphy	1-1	3	May 6, 1992	vs Vancouver	Kirk McLean
1993 (0; Did not qualify for playoffs.)					
1994 (0; Did not qualify for playoffs.)					
1995 (0; Did not qualify for playoffs.)					
1996 (0; Did not qualify for playoffs.)					
1997 (0; None)					
1998 (0; None)					
1999 (0; None)					
2000 (2; 2 3-Goal Games)					
25. Doug Weight	1-1	3	April 16, 2000	vs Dallas	Ed Belfour
26. Bill Guerin	1-1	3	April 18, 2000	vs Dallas	Ed Belfour
2001 (0; None)					
2002 (0; Did not qualify for playoffs.)					
2003 (0; None)					
2004 (0; Did not qualify for playoffs.)					
2006 (0; None)					
2007 (0; Did not qualify for playoffs.)					
2008 (0; Did not qualify for playoffs.)					
2009 (0; Did not qualify for playoffs.)					

All-Time Playoff Goal Scoring Breakdown

POWERPLAY GOALS

Anderson, Gretzky, Kurri 22; Messier 16; Tikkanen 12; Coffey, Simpson 11; Smyth 8; Guerin, Huddy, Murphy, Pisani 5; Hemsky, Lidstrom, Linseman, Nicholls, Weight 4; Kovalenko, Krushelnyski, Mironov, Pronger, Siltanen 3; Bergeron, Gregg, Jonsson, Klima, Nilsson, Ruotsalainen, S. Smith, Spacek, Stoll 2; Arnott, Beranek, Brewer, Callighen, Carson, Carter, Cleary, M. Comrie, Damphousse, Glynn, Grier, Horcoff, Hunter, Lamb, Lumley, MacTavish, Manson, Mellanby, Murray, Napier, Pouzar, Reasoner, Samsonov, Staios, Torres 1.
TOTAL: 220

SHORTHANDED GOALS

Messier 11; Gretzky 9; Kurri 7; Coffey, Marchant 3; Lowe, Smyth, Tikkanen 2; Fogolin, Gregg, Horcoff, Huddy, Hunter, Linseman, MacTavish, Pisani, S. Smith 1.
TOTAL: 48

GAME WINNING GOALS

Gretzky 16; Kurri 13; Anderson 12; Messier, Simpson 7; Coffey, Tikkanen 6; Krushelnyski, Linseman, Murphy 5; Gregg, Klima 4; Horcoff,

Smyth 3; Acton, Grier, Hagman, Hemsky, Lamb, MacTavish, Pouzar, S. Smith, Weight 2; Beranek, Berehowsky, Buchberger, Callighen, Carson, Carter, M. Comrie, Dvorak, Fogolin, Gelinas, Glynn, Graves, Hannan, P. Hughes, Lacombe, Lemay, Lindstrom, Lowe, Marchant, McClelland, McSorley, Mellanby, Mironov, Niinimaa, Nicholls, Peca, Ruotsalainen, Semenko, Siltanen, J. Smith, Stoll, Torres, Winchester 1.
TOTAL: 152

OVERTIME GOALS

Anderson 3; Gretzky, Klima, Kurri, Murphy, Tikkanen 2; Buchberger, M. Comrie, Fogolin, Gregg, Horcoff, Lamb, MacTavish, Marchant, Pisani, Smyth, Stoll 1.
TOTAL: 24

EMPTY NET GOALS

Gretzky 6; Kurri 4; Tikkanen 3; Anderson, Nilsson 2; Callighen, Glynn, Grier, Harvey, Hunter, Krushelnyski, Lumley, Murray, Nicholls, Peca, Pouzar, Stoll 1.
TOTAL: 29

Edmonton Oilers All-Time Playoff Goaltending Records – 1979-80 to 2008-09

GOALTENDER	GPI	MINS	GA	EN	SO	GAA	RECORD	PCT.
Eldon Reddick	1	2	0	0	0	0.00	0-0	—
Bob Essensa	1	27	1	0	0	2.22	0-0	—
Jussi Markkanen	7	374	14	1	1	2.25	3-3	.500
Dwayne Roloson	18	1160	45	1	1	2.33	12-5	.706
Curtis Joseph	24	1483	59	2	5	2.39	10-14	.417
Tommy Salo	21	1342	58	2	0	2.59	5-16	.238
Bill Ranford	41	2445	118	1	3	2.90	25-16	.610
Ron Tugnutt	2	60	3	0	0	3.00	0-0	—
Grant Fuhr	111	6258	330	9	2	3.03	74-32	.698
Andy Moog	37	1938	101	3	0	3.13	23-9	.719
Ron Low	3	212	12	0	0	3.40	0-3	.000
Gary Edwards	1	20	2	0	0	6.00	0-0	—
Ty Conklin	1	6	1	0	0	10.00	0-1	.000
TOTALS	251	15596	760	19	12	2.92	152-99	.606

1 The team totals and individual totals do not coincide due to the cancelled game of May 24, 1988 at Boston. Individual statistics for that game were counted in the players' totals but not in team totals.

Edmonton Oilers National Hockey League Playoff "Firsts"

FIRST GOAL:

AWAY – Dave Lumley, 1st pd. 14:09,
Apr. 8/80, at Philadelphia
HOME – Wayne Gretzky, 1st pd. 15:55,
Apr. 11/80, vs Philadelphia

FIRST ASSISTS:

AWAY – Wayne Gretzky & Blair MacDonald,
1st pd. 14:09, Apr. 8/80,
at Philadelphia
HOME – Brett Callighen & Blair MacDonald,
1st pd. 15:55, Apr. 11/80,
vs Philadelphia

FIRST GAME WINNING GOAL:

AWAY – Brett Callighen, 3rd pd. 1:14,
Apr. 8/81, at Montreal
HOME – Wayne Gretzky, 2nd pd. 8:15,
Apr. 11/81, vs Montreal

FIRST OVERTIME GOAL:

HOME – Wayne Gretzky, 1st ot pd. 6:20,
Apr. 8/82, vs Los Angeles
AWAY – Glenn Anderson, 1st ot pd. 0:46,
Apr. 13/85 vs Los Angeles

FIRST MINOR PENALTY:

AWAY – Stan Weir, 1st pd. 16:18, hooking,
Apr. 8/80
HOME – Lee Fogolin, 1st pd. 16:42,
crosschecking, Apr. 11/80,
vs Philadelphia

FIRST MAJOR PENALTY:

AWAY – Pat Price, 3rd pd. 13:01, fighting,
Apr. 9/80
HOME – Dave Hunter, fighting,
Dave Lumley, slashing, fighting,
2nd pd. 17:43, Apr. 11/80,
vs Philadelphia

FIRST TWO GOAL GAME:

AWAY – Jari Kurri, Apr. 8/81, at Montreal
HOME – Wayne Gretzky, Apr. 11/81,
vs Montreal

FIRST THREE GOAL GAME:

HOME – Wayne Gretzky, Apr. 11/81,
vs Montreal
AWAY – Wayne Gretzky, Apr. 17/83,
at Calgary

FIRST POWERPLAY GOAL:

AWAY – Dave Lumley, 1st pd. 14:09,
Apr. 8/80, at Philadelphia
HOME – Wayne Gretzky, 2nd pd. 16:44,
Apr. 19/81, vs NY Islanders

FIRST SHORTHANDED GOAL:

HOME – Mark Messier, 1st pd. 17:16,
Apr. 11/80, vs Philadelphia
AWAY – Wayne Gretzky, 1st pd. 19:23,
Apr. 10/82, at Los Angeles

FIRST SHUTOUT:

HOME – Grant Fuhr, April 8/89, vs Los Angeles
AWAY – Grant Fuhr, May 10/84, at NY Islanders

FIRST OPPONENT GOAL:

AWAY – Paul Holmgren, 1st pd. 0:56,
Apr. 8/80, at Philadelphia
HOME – Behn Wilson, 2nd pd. 4:24,
Apr. 11/80, vs Philadelphia

FIRST OPPONENT ASSISTS:

AWAY – Ken Linseman & Bob Dailey, 1st pd.
0:56, Apr. 8/80, at Philadelphia
HOME – Bob Kelly & Paul Holmgren, 2nd pd.
4:24, Apr. 11/80, vs Philadelphia

FIRST OPPONENT GAME-WINNING GOAL:

AWAY – Bobby Clarke, 1st ot pd. 8:06,
Apr. 8/80, at Philadelphia
HOME – Ken Linseman, 2nd ot pd. 3:56,
Apr. 11/80, vs Philadelphia

FIRST OPPONENT OVERTIME GOAL:

AWAY – Bobby Clarke, 1st ot pd. 8:06,
Apr. 8/80, at Philadelphia
HOME – Ken Linseman, 2nd ot pd. 3:56,
Apr. 11/80, vs Philadelphia

FIRST OPPONENT GOAL MINOR PENALTY:

AWAY – Al Hill, 1st pd. 2 min. - fighting,
5:37, Apr. 8/80
HOME – Behn Wilson, 1st pd. 4:27, hooking,
Apr. 11/80, vs Philadelphia

FIRST OPPONENT MAJOR PENALTY:

AWAY – Paul Holmgren, 3rd pd. 13:01,
fighting, Apr. 9/80
HOME – Mike Busniuk, Jim Watson,
fighting, 2nd pd. 17:43, Apr. 11/80,
vs Philadelphia

FIRST OPPONENT TWO GOAL GAME:

AWAY – Clark Gillies, Apr. 16/81, at NY Islanders
HOME – Marcel Dionne, Apr. 7/82, vs Los Angeles

FIRST OPPONENT THREE GOAL GAME:

AWAY – Denis Potvin, Apr. 17/81, at NY Islanders
HOME – Paul Reinhart, Apr. 14/83, vs Calgary

FIRST OPPONENT POWERPLAY GOAL:

AWAY – Bobby Clarke, 2nd pd. 4:08,
Apr. 9/80, at Philadelphia
HOME – Mike Bossy, 2nd pd. 12:30,
Apr. 19/81, vs NY Islanders

FIRST OPPONENT SHORTHANDED GOAL:

AWAY – Denis Potvin, 3rd pd. 10:50,
Apr. 16/81, at NY Islanders
HOME – Paul Reinhart, 3rd pd. 13:01,
Apr. 14/83, vs Calgary

FIRST OPPONENT SHUTOUT:

HOME – Billy Smith, April 10/83,
vs NY Islanders
AWAY – Kirk McLean, May 4/92
at Vancouver

Edmonton Oilers Individual Playoff Records

GAMES

MOST GAMES:

- 172 – Kevin Lowe, 1980 through 1992 & 1997 through 1998

MOST GAMES APPEARED IN BY A GOALTENDER:

- 111 – Grant Fuhr 1982 through 1991

MOST CONSECUTIVE COMPLETE GAMES BY A GOALTENDER:

- 51 – Grant Fuhr April 12/86 through April 15/89

MOST CONSECUTIVE COMPLETE GAMES BY A GOALTENDER, ONE SEASON:

- 18 – Grant Fuhr, April 6/88 through May 26/88
- 17 – Dwayne Roloson, April 21 through May 27/06

GOALS

MOST GOALS:

- 92 – Jari Kurri, in 146 games (NHL Record)

MOST GAMES SCORING THREE-OR-MORE GOALS:

- 7 – Wayne Gretzky, 5 three goal games, 2 four-goal games
- Jari Kurri, 5 three-goal games, 2 four-goal games

MOST GAMES SCORING THREE OR-MORE GOALS, ONE PLAYOFF SEASON:

- 4 – Jari Kurri, 1985, 3 three-goal games, 1 four-goal game (NHL record)

MOST GAMES SCORING THREE-OR-MORE GOALS, ONE PLAYOFF SERIES:

- 3 – Jari Kurri, 1985 Conference Finals vs Chicago (NHL record)

MOST GOALS, ONE PLAYOFF YEAR:

- 19 – Jari Kurri, 1985 through 18 games (NHL record)

MOST GOALS, ONE PLAYOFF YEAR, ROOKIE:

- 5 – Glenn Anderson, 1981
- 5 – Jari Kurri, 1981

MOST GOALS, ONE PLAYOFF YEAR, DEFENCEMAN:

- 12 – Paul Coffey, 1985 through 18 games (NHL record)

MOST GOALS, IN FINAL SERIES:

- 7 – Wayne Gretzky, 1985 in six games (NHL record)

MOST GOALS IN SEMI-FINAL OR

QUARTER-FINAL SERIES:

- 8 – Mark Messier, 1983 Quarter-final vs Calgary

MOST GOALS IN ONE SERIES

(OTHER THAN FINAL):

- 12 – Jari Kurri, 1985 vs Chicago in Conference Final (NHL record)

MOST GOALS, ONE GAME:

Edmonton: 4

- Wayne Gretzky, vs Winnipeg, April 6/83, Edmonton won 6-3
- Mark Messier, vs Calgary, April 14/83, Edmonton won 6-3
- Wayne Gretzky, at Calgary, April 17/83, Edmonton won 10-2
- Glenn Anderson, vs Chicago, April 26/83, Edmonton won 8-2
- Jari Kurri, at Chicago, May 16/85, Edmonton won 8-2
- Jari Kurri, vs Los Angeles, April 9/87, Edmonton won 13-3

Opposition: 3

- Denis Potvin, at NY Islanders, April 17/81, New York won 6-3
- Paul Reinhart, vs Calgary, April 14/83, Edmonton won 6-3
- Clark Gillies, at NY Islanders, May 12/84, New York won 6-1
- Chris Kontos, at Los Angeles, April 6/89, Los Angeles won 5-2
- Luc Robitaille, at Los Angeles, April 26/91, Los Angeles won 5-2

MOST GOALS, ONE ROAD GAME:

Edmonton: 4

- Wayne Gretzky, at Calgary, April 17/83, Edmonton won 10-2 (Ties NHL record)
- Jari Kurri, at Chicago, May 16/85, Edmonton won 8-2 (Ties NHL record)

Opposition: 3

- Paul Reinhart, vs Calgary, April 14/83, Edmonton won 6-3

MOST GOALS, ONE PERIOD:

Edmonton: 3

- Wayne Gretzky, vs Winnipeg, April 6/83, 2nd period, Edmonton won 6-3
- Wayne Gretzky, vs Philadelphia, May 25/85, 1st period, Edmonton won 4-3
- Glenn Anderson, vs Winnipeg, April 6/88, 3rd period, Edmonton won 7-4
- Petr Klima, vs Minnesota, May 4/91, 1st period, Edmonton won 7-2

Opposition: 2

- has occurred 24 times in Oilers playoff history. Most recent, Ray Whitney, at Carolina, June 5/06, 3rd period. Carolina won 5-4

MOST GAME-WINNING GOALS:

- 16 – Wayne Gretzky, in 120 games

MOST GAME-WINNING GOALS, ONE PLAYOFF YEAR:

- 5 – Jari Kurri, 1987
- Fernando Pisani, 2006

MOST OVERTIME GOALS:

- 3 – Glenn Anderson, in 164 games

MOST OVERTIME GOALS, ONE PLAYOFF YEAR:

- 2 – Esa Tikkanen, 1991

**MOST OVERTIME GOALS,
ONE PLAYOFF SERIES:**

- 1 – Wayne Gretzky, 1982 Division Semi-finals vs Los Angeles
 - Randy Gregg, 1984 Division Semi-finals vs Winnipeg
 - Glenn Anderson, 1985 Division Semi-finals vs Los Angeles
 - Lee Fogolin, 1985 Division Semi-finals vs Los Angeles
 - Glenn Anderson, 1986 Division Finals vs Calgary
 - Glenn Anderson, 1987 Division Finals vs Winnipeg
 - Jari Kurri, 1987 Stanley Cup Finals vs Philadelphia
 - Wayne Gretzky, 1988 Division Finals vs Calgary
 - Jari Kurri, 1988 Conference Final vs Detroit
 - Mark Lamb, 1990 Division Semi-Finals vs Winnipeg
 - Joe Murphy, 1990 Division Finals vs Los Angeles
 - Petr Klima, 1990 Stanley Cup Final vs Boston
 - Esa Tikkanen, 1991 Division Semi-Final vs Calgary
 - Petr Klima, 1991 Division Final vs Los Angeles
 - Esa Tikkanen, 1991 Division Final vs Los Angeles
 - Craig MacTavish, 1991 Division Final vs Los Angeles
 - Joe Murphy, 1992 Division Final vs Vancouver
 - Kelly Buchberger, 1997 Conference Quarter-Final vs Dallas
 - Ryan Smyth, 1997 Conference Quarter-Final vs Dallas
 - Todd Marchant, 1997 Conference Quarter-Final vs Dallas
 - Mike Comrie, 2001 Conference Quarter-Final vs Dallas
 - Jarret Stoll, 2006 Conference Quarter-Final vs Detroit
 - Shawn Horcoff, 2006 Conference Semi-Final vs San Jose
 - Fernando Pisani, 2006 Stanley Cup Final vs Carolina

ASSISTS

MOST ASSISTS:

- 171 – Wayne Gretzky, in 120 games (NHL record)

MOST ASSISTS, ONE PLAYOFF YEAR:

- 31 – Wayne Gretzky, 1988 (NHL record)

**MOST ASSISTS, ONE PLAYOFF YEAR,
DEFENCEMAN:**

- 25 – Paul Coffey, 1985 (NHL record)

MOST ASSISTS, IN FINAL SERIES:

- 10 – Wayne Gretzky, 1988 vs Boston (NHL record)

**MOST ASSISTS, IN SEMI-FINAL OR
QUARTER-FINAL SERIES:**

- 10 – Wayne Gretzky,
1983 Semi-final vs Chicago
(Ties NHL record)

MOST ASSISTS IN ONE SERIES

(OTHER THAN FINAL):

- 14 – Wayne Gretzky, 1985 Conference Final vs Chicago (NHL record)

MOST ASSISTS, ONE GAME:

- Edmonton: 6
- Wayne Gretzky, vs Los Angeles, April 9/87, Edmonton won 13-3 (Ties NHL record)
- Opposition: 4
- Duane Sutter, vs NY Islanders, May 12/83, New York won 6-3
 - Wayne Gretzky, at Los Angeles, April 20/92, Los Angeles won 8-5
 - Sandis Ozolinsh, vs Colorado, April 26/98, Colorado won 5-4 (OT)

MOST ASSISTS, ONE PERIOD:

- Edmonton: 3
- Wayne Gretzky, at Montreal, April 8/81, 1st period, Edmonton won 6-3 (Ties NHL record)
 - Wayne Gretzky, vs Chicago, April 24/83, 3rd period, Edmonton won 8-4 (Ties NHL record)
 - Paul Coffey, vs Chicago, May 4/85, 2nd period, Edmonton won 11-2 (Ties NHL record)
 - Randy Gregg, vs Chicago, May 4/85, 3rd period, Edmonton won 11-2 (Ties NHL record)
 - Paul Coffey, vs Chicago, May 14/85, 2nd period, Edmonton won 10-5 (Ties NHL record)
 - Wayne Gretzky, vs Los Angeles, April 9/87, first period, Edmonton won 13-3 (Ties NHL record)
 - Wayne Gretzky, vs Los Angeles, April 12/87, third period, Edmonton won 6-3 (Ties NHL record)
 - Glenn Anderson, vs Detroit, May 13/87, third period, Edmonton won 6-3 (Ties NHL record)
 - Mark Messier, vs Winnipeg, April 6/88, third period, Edmonton won 7-4. (Ties NHL Record)
 - Esa Tikkanen, vs Minnesota, May 4/91, first period, Edmonton won 7-2. (Ties NHL Record)
 - Chris Pronger, at Detroit, April 29/06, second period, Edmonton won 3-1. (Ties NHL Record)
- Opposition: 3
- Steve Payne, vs Minnesota, April 26/84, 2nd period, Edmonton won 4-3
 - Chris Chelios, at Chicago, May 18/92, 3rd period, Chicago won 4-2
- MOST ASSISTS, ONE ROAD GAME:**
- Edmonton: 5
- Wayne Gretzky, at Montreal, April 8/81, Edmonton won 6-3 (NHL record)

Opposition: 4

- Duane Sutter, vs NY Islanders, May 12/83, New York won 6-3
- Sandis Ozolinsh, vs Colorado, April 26/98, Colorado won 5-4 (OT)

POINTS

MOST POINTS:

- 252 – Wayne Gretzky, in 120 games (81 goals - 171 assists) (NHL record)

MOST POINTS, ONE PLAYOFF YEAR

- 47 – Wayne Gretzky, 1985 (17 goals - 30 assists) (NHL record)

MOST POINTS, ONE PLAYOFF YEAR, ROOKIE:

- 12 – Glenn Anderson, 1981 (5 goals - 7 assists)
- Jari Kurri, 1981 (5 goals - 7 assists)

MOST POINTS, ONE PLAYOFF YEAR,

DEFENCEMAN:

- 37 – Paul Coffey, 1985 (12 goals - 25 assists) (NHL record)

MOST POINTS IN ONE SERIES (OTHER THAN

FINAL):

- 18 – Wayne Gretzky in 1985 through 6 games vs Chicago in Conference Final. (4 goals, 14 assists) Edmonton won series 4-2

MOST POINTS, IN FINAL SERIES:

- 13 – Wayne Gretzky, 1988 (3 goals, 10 assists) vs Boston. (NHL Record)

MOST POINTS, IN SEMI FINAL OR QUARTER-FINAL SERIES:

- 14 – Wayne Gretzky, 1983 Quarter-Final vs Calgary (6 goals - 8 assists)

MOST POINTS, ONE GAME:

- Edmonton: 7
- Wayne Gretzky, at Calgary, April 17/83, 4 goals, 3 assists, Edmonton won 10-2 (NHL record)
- Wayne Gretzky, at Winnipeg, April 25/85, 3 goals, 4 assists, Edmonton won 8-3 (Ties NHL record)
- Wayne Gretzky, vs Los Angeles, April 9/87, 1 goal, 6 assists, Edmonton won 13-3 (Ties NHL record)

Opposition: 5

- Denis Potvin, at NY Islanders, April 17/81, 3 goals, 2 assists, New York won 6-3
- Peter Forsberg, at Colorado, April 24/98, 2 goals, 3 assists, Colorado won 5-2

MOST POINTS, ONE ROAD GAME:

- Edmonton: 7
- Wayne Gretzky, at Calgary, April 17/83, 4 goals, 3 assists, Edmonton won 10-2 (NHL record)

- Wayne Gretzky, at Winnipeg, April 25/85, 3 goals, 4 assists, Edmonton won 8-3 (Ties NHL record)

Opposition: 4

- Daryl Evans, vs Los Angeles, April 7/82, 2 goals, 2 assists, Los Angeles won 10-8
- Duane Sutter, vs NY Islanders, May 12/83, 4 assists, New York won 6-3

MOST POINTS, ONE GAME, DEFENCEMAN:

Edmonton: 6

- Paul Coffey, vs Chicago, May 14/85, 1 goal, 5 assists, Edmonton won 10-5 (NHL record)

Opposition: 5

- Denis Potvin, at NY Islanders, April 17/81, 3 goals, 2 assists, New York won 6-3 (Ties NHL record)

MOST POINTS, ONE PERIOD:

Edmonton: 4

- Wayne Gretzky, vs Los Angeles, April 12/87, 3rd period, 1 goal, 3 assists, Edmonton won 6-3 (Ties NHL record)
- Glenn Anderson, vs Winnipeg, April 6/88, 3rd period, 3 goals, 1 assist. Edmonton won 7-4 (Ties NHL record)

Opposition: 3

- Denis Potvin, at NY Islanders, April 17/81, 2nd period, 2 goals, 1 assist, New York won 6-3
- Daryl Evans, vs Los Angeles, April 7/82, 2nd period, 2 goals, 1 assist, Los Angeles won 10-8
- Steve Payne, vs Minnesota, April 26/84, 2nd period, 3 assists, Edmonton won 4-3
- Brad Maxwell, at Minnesota, April 28/84, 2nd period, 1 goal, 2 assists, Edmonton won 8-5
- Luc Robitaille, at Los Angeles, April 24/90, 2nd period, 1 goal, 2 assists, Edmonton won 6-5 in overtime
- Theoren Fleury, at Calgary, April 16/91, 1st period, 1 goal, 2 assists, Edmonton won 5-4 in overtime
- Chris Chelios, at Chicago, May 18/92, 3rd period, 3 assists, Chicago won 4-2

PENALTIES

MOST PENALTIES, ONE GAME:

Edmonton: 7

- Lee Fogolin, at Calgary, April 18/83, 4 minors, 2 majors, and 1 game misconduct

Opposition: 6

- Marty McSorley, at Los Angeles, April 26/91, 3 minors, 2 majors, and 1 game misconduct

MOST PENALTIES, ONE PERIOD:

Edmonton: 4

- Dave Semenko, at Calgary, April 17/83, 1st period, 1 major, 1 match penalty, 1 10-minute misconduct, 1 game misconduct

- Lee Fogolin, at Calgary, April 18/83, 1st period, 3 minors, 1 major
 - Ethan Moreau, at Dallas, April 11/03, 3rd period, 4 minors
- Opposition: 5
- Marty McSorley, at Los Angeles, April 26/91, 3rd period, 2 minors, 2 majors, 1 game misconduct

PENALTY MINUTES

MOST PENALTY MINUTES:

314 – Glenn Anderson in 164 games

MOST PENALTY MINUTES,

ONE PLAYOFF YEAR:

75 – Kevin McClelland, 1985

MOST PENALTY MINUTES,

BY A GOALTENDER, CAREER:

14 – Grant Fuhr in 111 games
14 – Dwayne Roloson in 18 games

MOST PENALTY MINUTES,

BY A GOALTENDER, ONE PLAYOFF YEAR:

14 – Dwayne Roloson, 2006

MOST PENALTY MINUTES, ONE GAME:

Edmonton: 30

- Dave Semenko, at Calgary, April 17/83, 1 major, 1 match penalty, 1 10 minute misconduct, 1 game misconduct

Opposition: 29

- Tim Hunter, at Calgary, April 18/83, 2 minors, 1 major, 2 10-minute misconducts

MOST PENALTY MINUTES, ONE PERIOD:

Edmonton: 30

- Dave Semenko, at Calgary, April 17/83, 1st period, 1 major, 1 match penalty, 1 10-minute misconduct, 1 game misconduct

Opposition: 25

- Jim Peplinski, at Calgary, April 17/83, 1st period, 1 major, 2 game misconducts

POWERPLAY GOALS

MOST POWERPLAY GOALS:

22 – Wayne Gretzky, in 120 games
– Jari Kurri, in 146 games
– Glenn Anderson, in 164 games

MOST POWERPLAY GOALS,

ONE PLAYOFF YEAR:

7 – Mark Messier, 1988

MOST POWERPLAY GOALS,

ONE PLAYOFF SERIES:

4 – Bernie Nicholls, 1992 Division Semi-finals vs Los Angeles
– Bill Guerin, 1998 Conference Quarter-finals vs Colorado

MOST POWERPLAY GOALS, ONE GAME:

Edmonton: 3

- Jari Kurri, vs Los Angeles, April 9/87, Edmonton won 13-3 (Ties NHL record)

Opposition: 3

- Denis Potvin, at NY Islanders, April 17/81, New York won 6-3 (Ties NHL record)

MOST POWERPLAY GOALS, ONE PERIOD:

Edmonton: 2

- Jari Kurri, vs Los Angeles, April 9/87, third period, Edmonton won 13-3

Opposition: 2

- Denis Potvin, at NY Islanders, April 17/81, 2nd period, New York won 6-3

- Paul Coffey, vs Los Angeles, April 20/92, 1st period, Los Angeles won 8-5

SHORTHANDED GOALS

MOST SHORTHANDED GOALS:

11 – Mark Messier in 166 games

MOST SHORTHANDED GOALS,

ONE PLAYOFF YEAR:

3 – Wayne Gretzky, 1983

MOST SHORTHANDED GOALS,

ONE PLAYOFF SERIES:

2 – Mark Messier, 1983 Division Finals vs Calgary
– Jari Kurri, 1983 Conference Finals vs Chicago
– Wayne Gretzky, 1983 Division Semi-finals vs Winnipeg
– Wayne Gretzky, 1985 Division Final vs Winnipeg
– Kevin Lowe, 1987 Stanley Cup Final vs Philadelphia
– Todd Marchant, 1997 Conference Semi-Final vs Colorado

MOST SHORTHANDED GOALS, ONE GAME:

Edmonton: 2

– Wayne Gretzky, vs Winnipeg, April 6/83, Edmonton won 6-3 (Ties NHL record)
– Jari Kurri, vs Chicago, April 24/83, Edmonton won 8-4 (Ties NHL record)
– Wayne Gretzky at Winnipeg, April 25/85, Edmonton won 8-3 (Ties NHL record)
Opposition: 1

MOST SHORTHANDED GOALS,

ONE PERIOD:

Edmonton: 2

- Jari Kurri, vs Chicago, April 24/83, 3rd period, Edmonton won 8-4 (Ties NHL record)

Opposition: 1

STREAKS AND GOALTENDER RECORDS

MOST WINS BY A GOALTENDER,

ONE PLAYOFF YEAR:

16 – Grant Fuhr, 1988, in 18 games (NHL record)
– Bill Ranford, 1990, in 22 games (NHL record)

MOST CONSECUTIVE WINS BY A GOALTENDER,

ONE PLAYOFF YEAR:

9 – Grant Fuhr, April 10/85 through May 7/85

MOST MINUTES PLAYED BY A GOALTENDER:

6528 – Grant Fuhr, 1982 through 1991

**MOST MINUTES PLAYED BY A GOALTENDER,
ONE PLAYOFF YEAR:**

1401 – Bill Ranford, 1990

MOST CAREER PLAYOFF SHUTOUTS:

5 – Curtis Joseph, in 24 games, 1997 through 1998

MOST SHUTOUTS, ONE PLAYOFF YEAR:

3 – Curtis Joseph, 1997-98

MOST SHUTOUTS, ONE PLAYOFF SERIES:

2 – Curtis Joseph, 1997 Conference Quarter-Final vs Dallas
– Curtis Joseph, 1998 Conference Quarter-Final vs Colorado

LONGEST SHUTOUT SEQUENCE:

166 Minutes, 54 Seconds
– Curtis Joseph shutout Colorado for final 43:40 on April 30/98, for 60:00 on both May 2/98 and May 4/98 and Dallas for initial 3:14 on May 7/98.

MOST SHOTS FACED, ONE GAME

57 – Dwayne Roloson, at Detroit,
April 21/06. Detroit won 3-2 (OT).

MOST SAVES, ONE GAME

54 – Dwayne Roloson, at Detroit,
April 21/06. Detroit won 3-2 (OT).

MOST ASSISTS BY A GOALTENDER, CAREER

12 – Grant Fuhr in 111 games.

**MOST ASSISTS BY A GOALTENDER,
ONE PLAYOFF YEAR:**

3 – Grant Fuhr, 1984 & 1985
2 – Grant Fuhr, 1991
2 – Bill Ranford, 1990
2 – Dwayne Roloson, 2006

**MOST PENALTY SHOTS FACED,
ONE PLAYOFF YEAR AND SERIES:**

2 – Grant Fuhr, 1985 Stanley Cup Final Series vs Philadelphia, May 28,
May 30, 1985 (NHL record)

**MOST PENALTY SHOTS STOPPED,
ONE PLAYOFF YEAR AND SERIES:**

2 – Grant Fuhr, 1985 Stanley Cup Final Series vs Philadelphia, May 28,
May 30, 1985 (NHL record)

**LONGEST CONSECUTIVE GOAL-SCORING
STREAK:**

6 games
– Esa Tikkanen, April 10/90 through
April 20/90, 7 goals

**LONGEST CONSECUTIVE GOAL-SCORING
STREAK, ONE PLAYOFF YEAR:**

6 games
– Esa Tikkanen, April 10/90 through
April 20/90, 7 goals

**LONGEST CONSECUTIVE ASSIST-SCORING
STREAK:**

9 games
– Glenn Anderson, April 20/85 through
May 16/85, 13 assists

**LONGEST CONSECUTIVE ASSIST-SCORING
STREAK, ONE PLAYOFF YEAR:**

9 games
– Glenn Anderson, April 20/85 through
May 16/85, 13 assists

LONGEST CONSECUTIVE POINT-SCORING STREAK:

18 games
– Wayne Gretzky, April 11/80 through
April 9/83, 17 goals, 25 assists,
42 points

**LONGEST CONSECUTIVE POINT-SCORING
STREAK, ONE PLAYOFF YEAR:**

17 games
– Wayne Gretzky, April 9/88 through
May 26/88, 12 goals, 29 assists,
41 points

FASTEST GOALS

FASTEST OPENING GOAL:

Edmonton: 10 Seconds
– Glenn Anderson, at Boston, May 24/88.
Score tied at 3-3 when game was cancelled
due to power failure at Boston Garden
Opposition: 10 Seconds
– John Byce, Boston at Edmonton,
May 20/90. Boston won 2-1

FASTEST GOAL FROM THE START OF A PERIOD:

Edmonton: 9 Seconds
– Wayne Gretzky, vs Winnipeg, April 6/83,
2nd period, Edmonton won 6-3
(Ties NHL record)
– Mark Messier, at Calgary, April 16/84,
3rd period, Edmonton won 5-3
(Ties NHL record)
Opposition: 11 Seconds
– Neal Broten, vs Minnesota, April 26/84,
2nd period, Edmonton won 4-3

FASTEST TWO GOALS:

Edmonton: 15 Seconds
– Wayne Gretzky, vs Philadelphia,
May 25/85. Goals: 1st period - 1:10, 1:25,
Edmonton won 4-3
Opposition: 22 Seconds
– Pat LaFontaine, vs NY Islanders,
May 19/84. Goals: 3rd period – 0:13, 0:35,
Edmonton won 5-2

FASTEST THREE GOALS:

Edmonton: 5 Minutes, 13 Seconds
– Petr Klima, vs Minnesota, May 4/91.
Goals: 1st period - 6:14, 8:23, 11:27,
Edmonton won 7-2
Opposition: 18 Minutes, 34 Seconds
– Luc Robitaille, at Los Angeles,
April 26/91. Goals: 1st period
15:08, 19:03, 2nd period - 13:42,
Los Angeles won 5-2

FASTEST FOUR GOALS:

Edmonton: 16 Minutes, 50 Seconds
– Wayne Gretzky, vs Winnipeg, April 6/83.
Goals: 1st period - 15:58,
2nd period - 0:09, 5:52, 12:48,
Edmonton won 6-3

Opposition:

– has not occurred in Oilers playoff history

FASTEST ASSISTIS

FASTEST TWO ASSISTIS:

Edmonton: 15 Seconds

- Paul Coffey, vs Philadelphia, May 25/85.
Goals: Wayne Gretzky, 1st period -1:10,
1:25, Edmonton won 4-3

Opposition: 22 Seconds

- Clark Gillies, vs NY Islanders, May 19/84.
Goals: Pat LaFontaine, 3rd period - 0:13,
0:35, Edmonton won 5-2

FASTEST THREE ASSISTIS:

Edmonton: 7 Minutes, 24 Seconds

- Wayne Gretzky, at Winnipeg, April 25/85.
Goals: 2nd period - Jari Kurri 0:54, 1:18,
Glenn Anderson 8:18, Edmonton won 8-3

Opposition: 9 Minutes, 19 Seconds

- Steve Payne, vs Minnesota, April 26/84.
Goals: 2nd period - Neal Broten 0:11,
Willi Plett 2:37, Brian Bellows 10:30,
Edmonton won 4-3

FASTEST FOUR ASSISTIS:

Edmonton: 21 Minutes, 18 Seconds

- Glenn Anderson, vs Detroit, May 13/87.
Goals: 2nd period - Mark Messier 18:23,
3rd period - Mark Messier 4:48,
Kent Nilsson 19:11 and 19:41.
Edmonton won 6-3

Opposition: 39 Minutes, 50 Seconds

- Duane Sutter, vs NY Islanders,
May 12/83 Goals: 1st period –
Tomas Jonsson 14:21, 2nd period –
Bob Bourne 8:03, Brent Sutter 8:41
3rd period - Brent Sutter 14:11,
New York won 6-3

FASTEST FIVE ASSISTIS:

Edmonton: 51 Minutes, 15 Seconds

- Wayne Gretzky, vs Los Angeles,
April 9/87. Goals: 1st period - Jari Kurri
6:26, Esa Tikkanen 14:09, 2nd period –
Kent Nilsson 14:05, 3rd period –
Jari Kurri 7:30 and 17:41.
Edmonton won 13-3

Opposition:

- has not occurred in Oilers playoff history

Edmonton Oilers Team Playoff Records

GAMES, WINS, AND LOSSES

MOST CONSECUTIVE PLAYOFF APPEARANCES:

13 – 1980 through 1992

MOST GAMES PLAYED,

ONE PLAYOFF YEAR:

24 – 2006

MOST WINS, ONE PLAYOFF YEAR:

16 – 1987, 1988, 1990

MOST HOME WINS, ONE PLAYOFF YEAR:

11 – 1988

MOST ROAD WINS, ONE PLAYOFF YEAR:

8 – 1990

MOST CONSECUTIVE PLAYOFF GAME

VICTORIES:

12 – May 15/84 through May 7/85
(NHL record)

MOST CONSECUTIVE VICTORIES,

ONE PLAYOFF YEAR:

9 – April 10/85 through May 7/85

MOST CONSECUTIVE PLAYOFF GAME LOSSES:

7 – May 11/98 through April 27/99

MOST CONSECUTIVE PLAYOFF GAME LOSSES,

ONE PLAYOFF YEAR

4 – May 10/83 to May 17/83
May 16/92 to May 22/92
April 21/99 to April 27/99

OVERTIME

MOST OVERTIME GAMES,

ONE PLAYOFF YEAR:

6 – 1991

MOST CONSECUTIVE OVERTIME GAMES, ONE

PLAYOFF YEAR:

5 – April 14/91 through April 22/91
(3 wins, 2 losses)

MOST OVERTIME GAMES, ONE PLAYOFF

SERIES:

- 4 – Oilers vs Los Angeles, 1991 Smythe
Division Final. Edmonton won series 4-2
- Oilers vs Dallas, 2001 Western
Conference Quarter Final. Dallas won
series 4-2

MOST CONSECUTIVE OVERTIME GAMES, ONE

PLAYOFF SERIES:

- 3 – Oilers vs Los Angeles, 1991 Smythe
Division Final, Games 1-3. Edmonton won
series 4-2.
- Oilers vs Dallas, 2001 Western
Conference Quarter Final, Games 3-5.
Dallas won series 4-2.

MOST OVERTIME VICTORIES,

ONE PLAYOFF SERIES:

- 3 – Oilers vs Los Angeles, 1991 Smythe Division
Final. Edmonton won series 4-2.
- Oilers vs Dallas, 1997 Western
Conference Quarter Final. Edmonton won
series 4-3.

MOST OVERTIME LOSSES,**ONE PLAYOFF SERIES:**

- 3 – Oilers vs Dallas, 2001 Western Conference Quarter Final. Dallas won series 4-2.

LONGEST OVERTIME:

55 Minutes, 13 Seconds

- Oilers at Boston, May 15/90, Edmonton won 3-2. Winning goal: Petr Klima (Jari Kurri, Craig MacTavish) at 15:13 of 3rd overtime period

SHORTEST OVERTIME:

21 Seconds

- Oilers vs Winnipeg, April 5/84, Edmonton won 5-4. Winning goal: Randy Gregg (Mark Messier, Glenn Anderson) 0:21 of the 1st overtime period

GOALS**MOST GOALS, BOTH TEAMS,****THREE-GAME SERIES:**

- 25 – Oilers vs Winnipeg, 1984 Division Semi-final, Edmonton won series 3-0 outscoring Winnipeg 18-7

MOST GOALS, ONE TEAM,**THREE-GAME SERIES:**

Edmonton: 18

- Oilers vs Winnipeg, 1984 Division Semi-final, Edmonton won series 3-0 outscoring Winnipeg 18-7

Opposition: 12

- Oilers vs Philadelphia, 1980 Preliminary Round, Philadelphia won series 3-0 and outscored Edmonton 12-6

MOST GOALS, BOTH TEAMS,**FOUR-GAME SERIES:**

- 36 – Oilers vs Chicago, 1983 Conference Finals, Edmonton won series 4-0 and outscored Chicago 25-11

MOST GOALS, ONE TEAM,**FOUR-GAME SERIES:**

Edmonton: 25

- Oilers vs Chicago, 1983 Conference Finals, Edmonton won series 4-0 and outscored Chicago 25-11

Opposition: 21

- Oilers vs Chicago, 1992 Conference Finals, Chicago won series 4-0 and outscored Edmonton 21-8

MOST GOALS, BOTH TEAMS,**FIVE-GAME SERIES:**

- 52 – Oilers vs Los Angeles, 1987 Division Semi-Finals, Edmonton won series 4-1 and outscored Los Angeles 32-20 (NHL record)

MOST GOALS, ONE TEAM, FIVE-GAME SERIES:

Edmonton: 35

- Oilers vs Calgary, 1983 Division Finals, Edmonton won series 4-1 and outscored Calgary 35-13 (NHL record)

Opposition: 27

- Oilers vs Los Angeles, 1982 Division Semi-finals, Los Angeles won series 3-2 and outscored Edmonton 27-23

MOST GOALS, BOTH TEAMS, SIX-GAME SERIES:

- 69 – Oilers vs Chicago, 1985 Conference Finals, Edmonton won best of seven series 4-2 outscoring Chicago 44-25 (NHL record)

MOST GOALS, ONE TEAM, SIX-GAME SERIES:

Edmonton: 44

- Oilers vs Chicago, 1985 Conference Finals, Edmonton won series 4-2 and outscored Chicago 44-25 (NHL record)

Opposition: 29

- Oilers vs NY Islanders, 1981 Quarter-finals, New York won series 4-2 and outscored Edmonton 29-20

MOST GOALS, BOTH TEAMS,**SEVEN-GAME SERIES:**

- 60 – Oilers vs Calgary, 1984 Division Final, Edmonton won series 4-3 outscoring Calgary 33-27

MOST GOALS, ONE TEAM,**SEVEN-GAME SERIES:**

Edmonton: 33

- Oilers vs Calgary, 1984 Division Final, Edmonton won series 4-3 outscoring Calgary 33-27

Opposition: 27

- Oilers vs Calgary, 1984 Division Final, Edmonton won series 4-3 outscoring Calgary 33-27

FEWEST GOALS, BOTH TEAMS,**THREE-GAME SERIES:**

- 18 – Oilers vs Philadelphia, 1980 Preliminary Round, Philadelphia won series 3-0 and outscored Edmonton 12-6
- Oilers vs Los Angeles, 1985 Smythe Division Semi-final, Edmonton won series 3-0 and outscored Los Angeles 11-7

FEWEST GOALS, ONE TEAM,**THREE-GAME SERIES:**

Edmonton: 6

- Oilers vs Philadelphia, 1980 Preliminary Round, Philadelphia won series 3-0 and outscored Edmonton 12-6

Opposition: 5

- Oilers vs Vancouver, 1986 Preliminary Round, Edmonton won series 3-0 and outscored Vancouver 17-5

FEWEST GOALS, BOTH TEAMS,**FOUR-GAME SERIES:**

- 18 – Oilers vs Dallas Stars, 1999 Western Conference Quarter-Final. Dallas won series 4-0 and outscored Edmonton 11-7

FEWEST GOALS, ONE TEAM,

FOUR-GAME SERIES:

Edmonton: 6

- Oilers vs NY Islanders, 1983 Stanley Cup Finals, New York won series 4-0 and outscored Edmonton 17-6

Opposition: 9

- Oilers vs Winnipeg, 1987 Division Finals, Edmonton won series 4-0 and outscored Winnipeg 17-9
- Oilers vs Boston, 1988 Stanley Cup Final, Edmonton won series 4-0 and outscored Boston 18-9

FEWEST GOALS, BOTH TEAMS,

FIVE-GAME SERIES:

- 14 – Oilers vs Dallas, 1998 Conference Semi-Finals, Dallas won series 4-1 and outscored Edmonton 9-5

FEWEST GOALS, ONE TEAM,

FIVE-GAME SERIES:

Edmonton: 5

- Oilers vs Dallas, 1998 Conference Semi-Finals, Dallas won series 4-1 and outscored Edmonton 9-5

Opposition: 8

- Oilers vs Boston, 1990 Stanley Cup Final, Edmonton won series 4-1 and outscored Boston 20-8

FEWEST GOALS, BOTH TEAMS,

SIX-GAME SERIES:

- 29 – Oilers vs Dallas, 2001 Western Conference Quarter Final. Dallas won series 4-2 and outscored Edmonton 16-13.

FEWEST GOALS, ONE TEAM, SIX GAME SERIES:

Edmonton: 11

- Oilers vs Dallas, 2003 Western Conference Quarter Final. Dallas won series 4-2 and outscored Edmonton 20-11.

Opposition: 12

- Oilers vs San Jose, 2006 Conference Semi-Final, Edmonton won series 4-2 and outscored San Jose 19-12

FEWEST GOALS, BOTH TEAMS,

SEVEN-GAME SERIES:

- 35 – Oilers vs Colorado, 1998 Conference Quarter-Finals, Edmonton won series 4-3 and outscored Colorado 19-16

- 35 – Oilers vs Carolina, 2006 Stanley Cup Final, Carolina won series 4-3 and outscored Edmonton 19-16

FEWEST GOALS, ONE TEAM,

SEVEN-GAME SERIES:

Edmonton: 16

- Oilers vs Carolina, 2006 Stanley Cup Final. Carolina won series 4-3 and outscored Edmonton 19-16

Opposition: 16

- Oilers vs Colorado, 1998 Conference Quarter-Finals, Edmonton won series 4-3 and outscored Colorado 19-16

MOST GOALS, BOTH TEAMS, ONE GAME:

- 18 – Oilers vs Los Angeles, April 8/82, Los Angeles won 10-8 (NHL record)

MOST GOALS, ONE TEAM, ONE GAME:

Edmonton: 13

- Oilers vs Los Angeles, April 9/87, Edmonton won 13-3 (NHL record)

Opposition: 10

- Oilers vs Los Angeles, April 8/82, Los Angeles won 10-8

MOST CONSECUTIVE GOALS, ONE TEAM, ONE GAME:

Edmonton: 9

- Oilers vs Chicago, May 4/85, Edmonton won 11-2

Opposition: 6

- Oilers at Los Angeles, April 10/82, Los Angeles won 6-5
- Oilers at Chicago, May 16/92, Chicago won 8-2

MOST GOALS, BOTH TEAMS, ONE PERIOD:

- 8 – Oilers at Chicago, May 12/85, 1st period, Chicago won 8-6 and had 5 goals, Edmonton had 3 goals
- Oilers vs Winnipeg, April 6/88, 3rd period, Oilers won 7-4 and scored 6 goals, Winnipeg scored 2
- Oilers vs Anaheim, May 23/06, 3rd period of Game 3 of Conference Final. Oilers won 5-4 and had 4 goals, Anaheim scored 4 goals.

MOST GOALS, ONE TEAM, ONE PERIOD:

Edmonton: 6

- Oilers vs Los Angeles, April 9/87, 1st period, Edmonton won 13-3
 - Oilers vs Winnipeg, April 6/88, 3rd period, Edmonton won 7-4
- Opposition: 5
- Oilers vs Los Angeles, April 7/82, 2nd period, Los Angeles won 10-8
 - Oilers at Los Angeles, April 10/82, 3rd period, Los Angeles won 6-5
 - Oilers at Minnesota, April 28/84, 2nd period, Edmonton won 8-5
 - Oilers at Chicago, May 12/85, 1st period, Chicago won 8-6

POINTS

MOST POINTS, BOTH TEAMS, ONE GAME:

- 46 – Oilers vs Los Angeles, April 7/82, Los Angeles won 10-8 and had 15 assists, Edmonton had 13 assists

MOST POINTS, ONE TEAM, ONE GAME:

Edmonton: 33

- Oilers vs Los Angeles, April 9/87, Edmonton won 13-3 and had 20 assists

Opposition: 25

- Oilers vs Los Angeles, April 7/82, Los Angeles won 10-8 and had 15 assists

MOST POINTS, BOTH TEAMS, ONE PERIOD:

- 23 – Oilers vs Winnipeg, April 6/88,
3rd period, Edmonton won 7-4 and
scored 6 goals, 12 assists, Winnipeg
scored 2 goals, 3 assists

MOST POINTS, ONE TEAM, ONE PERIOD:

- Edmonton: 18
 - Oilers vs Winnipeg, April 6/88,
3rd period, Edmonton won 7-4 and had
6 goals, 12 assists
- Opposition: 14
 - Oilers at Los Angeles, April 10/82,
3rd period, Los Angeles won 6-5 and
had 5 goals, 9 assists
 - Oilers at Minnesota, April 28/84,
2nd period, Edmonton won 8-5,
Minnesota had 5 goals, 9 assists
 - Oilers at Chicago, May 12/85, 1st period,
Chicago won 8-6, Chicago had 5 goals
and 9 assists

SHOTS**MOST SHOTS, BOTH TEAMS, ONE GAME:**

- 97 – Oilers vs Calgary, April 13/84,
Calgary won 6-5 and had 50 shots,
Edmonton had 47 shots

MOST SHOTS, ONE TEAM, ONE GAME:

- Edmonton: 58
 - Oilers vs San Jose, May 10/06,
Edmonton won 3-2 in triple overtime
- Opposition: 57
 - Oilers at Detroit, April 21/06,
Detroit won 3-2 in double overtime

MOST SHOTS, BOTH TEAMS, ONE PERIOD:

- 35 – Oilers vs Winnipeg, April 4/84,
1st period, Edmonton won 9-2 and
had 19 shots, Winnipeg had 16 shots

MOST SHOTS, ONE TEAM, ONE PERIOD:

- Edmonton: 22
 - Oilers vs Dallas, April 16/2000,
1st period, Edmonton won 5-2
- Opposition: 25
 - Oilers vs Anaheim, May 25/06,
2nd period, Anaheim won 6-3

FEWEST SHOTS, BOTH TEAMS, ONE GAME:

- 36 – Oilers vs Boston, May 18/88
Edmonton won 2-1 and had 22 shots.
Boston had 14 shots
- Oilers at Dallas, May 9/98
Edmonton won 2-0 and had 21 shots.
Dallas had 15 shots

FEWEST SHOTS, ONE TEAM, ONE GAME:

- Edmonton: 13
 - Oilers at Dallas, April 21/99,
Dallas won 2-1.
 - Oilers at Dallas, April 11/03,
Dallas won 6-1.
- Opposition: 12
 - Oilers vs Boston, May 20/88,
Edmonton won 4-2.

FEWEST SHOTS, BOTH TEAMS, ONE PERIOD:

- 7 – Oilers at Dallas, April 21/99,
1st period. Dallas won 2-1 and had 3
shots. Edmonton had 4 shots.

FEWEST SHOTS, ONE TEAM, ONE PERIOD:

- Edmonton: 1
 - Oilers at Los Angeles, April 22/90, 1st period,
Edmonton won 5-4
 - Oilers at Vancouver, May 4/92,
1st period, Vancouver won 4-0
- Opposition: 0
 - Oilers at Dallas, May 9/98,
1st period, Edmonton won 2-0

PENALTIES**MOST PENALTIES, BOTH TEAMS,****ONE SERIES:**

- 155 – Oilers vs Calgary, 1986 Divisional
Final. Calgary won series 4-3 and
received 59 minors, 7 majors,
4 misconducts, and 1 game
misconduct. Edmonton received 66
minors, 10 majors, 6 misconducts
and 2 game misconducts

MOST PENALTIES, ONE TEAM, ONE SERIES:

- Edmonton: 84
 - Oilers vs Calgary, 1986 Division Finals.
Calgary won series 4-3. Edmonton
received 66 minors, 10 majors,
6 10-minute misconducts and
2 game misconducts

Opposition: 75

- Oilers vs Winnipeg, 1988 Division
Semi-Final. Edmonton won series 4-1.
Winnipeg received 64 minors, 5 majors,
and 6 10-minute misconducts

MOST PENALTIES, BOTH TEAMS, ONE GAME:

- 54 – Oilers at Los Angeles, April 10/82,
Edmonton received 17 minors,
3 majors, and 7 10-minute misconducts,
Los Angeles received 18 minors, 2 majors,
6 10-minute misconducts, and
1 game misconduct

MOST PENALTIES, ONE TEAM, ONE GAME:

- Edmonton: 29
 - Oilers at Calgary, April 24/86, Edmonton
received 20 minors, 4 majors,
4 misconducts and 1 game misconduct

Opposition: 27

- Oilers at Los Angeles, April 10/82,
Los Angeles received 18 minors, 2 majors,
6 misconducts and 1 game misconduct

MOST PENALTIES, BOTH TEAMS, ONE PERIOD:

- 28 – Oilers at Los Angeles, April 20/92,
3rd period, Edmonton received
9 minors, 1 major, 4 misconducts.
Los Angeles received 9 minors,
1 major and 4 misconducts

MOST PENALTIES, ONE TEAM, ONE PERIOD:

Edmonton: 15

- Oilers at Calgary, April 24/86, 3rd period, Edmonton received 6 minors, 4 majors, 4 misconducts and 1 game misconduct
- Oilers at Dallas, April 11/03, 3rd period, Edmonton received 11 minors, 1 major, 2 misconducts and 1 match

Opposition: 14

- Oilers at Los Angeles, April 10/82, 3rd period, Los Angeles received 5 minors, 2 majors, 6 10-minute misconducts, and 1 game misconduct
- Oilers at Los Angeles, April 20/92, 3rd period, Los Angeles received 9 minors, 1 major and 4 misconducts

PENALTY MINUTES**MOST PENALTY MINUTES, BOTH TEAMS,****ONE SERIES:**

- 465 – Oilers vs Calgary, 1986 Division Finals. Calgary won series 4-3 and had 203 penalty minutes. Edmonton had 262 penalty minutes

MOST PENALTY MINUTES, ONE TEAM,**ONE SERIES:**

Edmonton: 262

- Oilers vs Calgary, 1986 Division Finals. Calgary won series 4-3, Edmonton received 66 minors, 10 majors, 6 misconducts and 2 game misconducts

Opposition: 213

- Oilers vs Winnipeg, 1988 Division Semi-Final. Edmonton won series 4-1. Winnipeg received 64 minors, 5 majors and 6 10-minute misconducts

MOST PENALTY MINUTES, BOTH TEAMS,**ONE GAME:**

- 227 – Oilers at Los Angeles, April 10/82, Edmonton received 18 minors, 3 majors and 6 10-minute misconducts for 111 minutes, Los Angeles received 18 minors, 2 majors, 6 10 minute misconducts and 1 game misconduct for 116 minutes

MOST PENALTY MINUTES, ONE TEAM,**ONE GAME:**

Edmonton: 111

- Oilers at Los Angeles, April 10/82, Edmonton received 18 minors, 3 majors and 6 10-minute misconducts for 111 minutes

Opposition: 116

- Oilers at Los Angeles, April 10/82, Los Angeles received 18 minors, 2 majors, 6 10-minute misconducts and 1 game misconduct for 116 minutes

MOST PENALTY MINUTES, BOTH TEAMS,**ONE PERIOD:**

- 161 – Oilers at Los Angeles, April 10/82, 3rd period, Edmonton received 3 minors, 3 majors and 5 10-minute misconducts for 71 minutes, Los Angeles received 5 minors, 2 majors, 6 10-minute misconducts

and 1 game misconduct for 90 minutes

MOST PENALTY MINUTES, ONE TEAM, ONE PERIOD:

Edmonton: 82

- Oilers at Calgary, April 24/86, 3rd period, Edmonton received 6 minors, 4 majors, 4 misconducts and 1 game misconduct

Opposition: 90

- Oilers at Los Angeles, April 10/82, 3rd period, Los Angeles received 5 minors, 2 majors, 6 10-minute misconducts and 1 game misconduct for 90 minutes

POWERPLAY GOALS**MOST POWERPLAY GOALS,****ONE PLAYOFF YEAR:**

30 – 1988

MOST POWERPLAY GOALS, BOTH TEAMS, ONE SERIES:

- 21 – Oilers vs NY Islanders, 1981 Quarter Finals, New York won series 4-2 and had 13 powerplay goals, Edmonton had 8 powerplay goals (Ties NHL record)

MOST POWERPLAY GOALS, ONE TEAM, ONE SERIES:

Edmonton: 10

- Oilers vs Winnipeg, 1988 Division Semi-Final. Edmonton won series 4-1

- Oilers vs Los Angeles, 1992 Division Semi-Final. Edmonton won series 4-2

Opposition: 13

- Oilers vs NY Islanders, 1981 Quarter Finals, New York won series 4-2

MOST POWERPLAY GOALS, BOTH TEAMS, ONE GAME:

- 7 – Oilers at Minnesota, April 28/84, Edmonton won 8-5 and had 3 powerplay goals, Minnesota had 4 powerplay goals (NHL record)
- Oilers vs Chicago, May 14/85, Edmonton won 10-5 and had 3 powerplay goals, Chicago had 4 powerplay goals (Ties NHL record)
- Oilers vs Los Angeles, April 9/87, Edmonton won 13-3 and had 5 powerplay goals, Los Angeles had 2 powerplay goals (Ties NHL record)

MOST POWERPLAY GOALS, ONE TEAM, ONE GAME:

Edmonton: 5

- Oilers vs Los Angeles, April 9/87, Edmonton won 13-3

Opposition: 4

- Oilers at NY Islanders, April 17/81, New York won 6-3
- Oilers vs Los Angeles, April 7/82, Los Angeles won 10-8
- Oilers at Minnesota, April 28/84, Edmonton won 8-5
- Oilers vs Chicago, May 14/85, Edmonton won 10-5

MOST POWERPLAY GOALS, BOTH TEAMS, ONE PERIOD:

- 5 – Oilers at Minnesota, April 28/84, 2nd period, Edmonton won 8-5 and had 1 powerplay goal, Minnesota had 4 powerplay goals (NHL record)

MOST POWERPLAY GOALS, ONE TEAM, ONE PERIOD:

- Edmonton: 2
 - Oilers vs Los Angeles, April 13/82, 1st period, Los Angeles won 7-4
 - Oilers vs Calgary, April 15/83, 3rd period, Edmonton won 5-1
 - Oilers vs NY Islanders, May 19/84, 2nd period, Edmonton won 13-3
 - Oilers vs Philadelphia, May 28/85, 1st period, Edmonton won 5-3
 - Oilers vs Los Angeles, April 9/87, 1st period, Edmonton won 13-3
 - Oilers vs Los Angeles, April 9/87, 3rd period, Edmonton won 13-3
 - Oilers vs Winnipeg, April 6/88, 3rd period, Edmonton won 7-4
 - Oilers at Winnipeg, April 10/88, 2nd period, Edmonton won 5-3
 - Oilers vs Winnipeg, April 12/88, 1st period, Edmonton won 6-2
 - Oilers vs Winnipeg, April 12/88, 2nd period, Edmonton won 6-2
 - Oilers vs Boston, May 20/88, 1st period, Edmonton won 4-2
 - Oilers vs Winnipeg, April 4/90, 1st period, Winnipeg won 7-5
 - Oilers vs Los Angeles, April 20/90, 3rd period, Edmonton won 6-1
 - Oilers vs Calgary, April 10/91 2nd period, Edmonton won 5-2
 - Oilers vs Minnesota, May 4/91 1st period, Edmonton won 7-2
 - Oilers vs Los Angeles, April 22/92, 3rd period, Edmonton won 4-3
 - Oilers at Vancouver, May 10/92, 2nd period, Vancouver won 4-3
 - Oilers at Dallas, April 14/01, 1st period, Edmonton won 4-3
 - Oilers vs Detroit, May 1/06, 3rd period, Edmonton won 4-3
 - Oilers at San Jose, May 14/06, 3rd period, Edmonton won 6-3
 - Oilers vs Anaheim, May 23/06, 3rd period, Edmonton won 5-4
 - Oilers vs Carolina, June 17/06, 3rd period, Edmonton won 4-0
- Opposition: 4
 - Oilers at Minnesota, April 28/84, 2nd period, Edmonton won 8-5 (NHL record)

SHORTHANDED GOALS

SHORTHANDED GOALS, ONE PLAYOFF YEAR:

- 10 – 1983 (NHL record)

SHORTHANDED GOALS, BOTH TEAMS, ONE SERIES:

- 7 – Oilers vs Calgary, 1983 Division Finals, Edmonton won series 4-1 and had 5 shorthanded goals, Calgary had 2 shorthanded goals (Ties NHL record)

MOST SHORTHANDED GOALS, ONE TEAM, ONE SERIES:

- Edmonton: 5
 - Oilers vs Calgary, 1983 Division Finals, Edmonton won series 4-1 (Ties NHL record)
- Opposition: 2
 - Oilers vs NY Islanders, 1981 Quarter Finals, New York won series 4-2
 - Oilers vs Calgary, 1983 Division Finals, Edmonton won series 4-1
 - Oilers vs Calgary, 1984 Division Finals, Edmonton won series 4-3
 - Oilers vs Winnipeg, 1985 Division Finals, Edmonton won series 4-0
 - Oilers vs Winnipeg, 1988 Division Semi-Final, Edmonton won series 4-1

MOST SHORTHANDED GOALS, BOTH TEAMS, ONE GAME:

- 3 – Oilers at Calgary, April 17/83, Edmonton won 10-2 and had 3 shorthanded goals
 - Oilers at Winnipeg, April 9/88, Winnipeg won 6-4 and scored 2 shorthanded goals. Edmonton scored 1 shorthanded goal.

MOST SHORTHANDED GOALS, ONE TEAM, ONE GAME:

- Edmonton: 3
 - Oilers at Calgary, April 17/83, Edmonton won 10-2 (Ties NHL record)
- Opposition: 2
 - Oilers at Winnipeg, April 9/88, Winnipeg won 6-4.

MOST SHORTHANDED GOALS, BOTH TEAMS, ONE PERIOD

- 2 – Oilers vs Calgary, April 14/83, 3rd period, Edmonton won 6-3 and had 1 shorthanded goal, Calgary had 1 shorthanded goal
 - Oilers vs Chicago, April 24/83, 3rd period, Edmonton won 8-4 and had 2 shorthanded goals, Chicago had 0 shorthanded goals
 - Oilers at Winnipeg, April 9/88, 2nd period, Winnipeg won 6-4 and scored 1 shorthanded goal. Edmonton scored 1 shorthanded goal.

MOST SHORTHANDED GOALS, ONE TEAM, ONE PERIOD:

- Edmonton: 2
 - Oilers vs Chicago, April 24/83, 3rd period, Edmonton won 8-4 (Ties NHL record)
- Opposition: 1

FASTEST GOALS

FASTEST FIVE GOALS, BOTH TEAMS:

5 Minutes, 12 Seconds

- Oilers at Minnesota, April 28/84, 2nd period. Scorers Mark Napier, North Stars, 8:48, Mark Napier, North Stars, 10:22, Neal Broten North Stars, 12:04, Neal Broten, North Stars, 12:36; Paul Coffey, Oilers, 14:00, Edmonton won 8-5

FASTEST FIVE GOALS, ONE TEAM:

Edmonton: 5 Minutes, 44 Seconds

- Oilers at Minnesota, April 28/84, 3rd period. Scorers: Jari Kurri 4:58; Glenn Anderson 6:06; Ken Linseman 7:05; Mark Messier 10:10; Wayne Gretzky 10:42, Edmonton won 8-5
- Opposition: 8 Minutes, 27 Seconds
- Oilers at Minnesota, April 28/84, 2nd period. Scorers: Brad Maxwell 4:09; Mark Napier 8:48, Mark Napier 10:22; Neal Broten 12:04; Neal Broten 12:36, Edmonton won 8-5

FASTEST FOUR GOALS, BOTH TEAMS:

2 Minutes, 30 Seconds

- Oilers at Chicago, May 12/85, 1st period. Scorers: Denis Savard, Chicago, 17:05; Jaroslav Pouzar, Edmonton, 17:20; Curt Fraser, Chicago, 18:17; Al Secord, Chicago, 19:35, Chicago won 8-6

FASTEST FOUR GOALS, ONE TEAM:

Edmonton: 4 Minutes, 25 Seconds

- Oilers vs Los Angeles, April 20/90, 3rd period. Scorers: Jari Kurri 13:14; Mark Lamb 14:29, Esa Tikkanen 16:38; Craig MacTavish 17:39, Edmonton won 6-1
- Opposition: 3 Minutes, 48 Seconds
- Oilers at Minnesota, April 28/84, 2nd period. Scorers: Mark Napier 8:48; Mark Napier 10:22; Neal Broten 12:04; Neal Broten 12:36, Edmonton won 8-5

FASTEST THREE GOALS, BOTH TEAMS:

31 Seconds

- Oilers vs Philadelphia, May 25/85, 1st period. Scorers: Wayne Gretzky, Edmonton, 1:10, 1:25; Derrick Smith, Philadelphia, 1:41; Edmonton won 4-3 (NHL record)

FASTEST THREE GOALS, ONE TEAM:

Edmonton: 1 Minute, 48 Seconds

- Oilers vs Winnipeg, April 6/83, 1st period. Scorers: Ken Linseman 14:10; Dave Hunter 14:17; Wayne Gretzky 15:58, Edmonton won 6-3
- Opposition: 1 Minute, 26 Seconds
- Oilers at Chicago, May 16/92, 2nd period. Scorers: Mike Peluso 2:51; Jeremy Roenick 3:20; Steve Smith 4:17, Chicago won 8-2

FASTEST TWO GOALS, BOTH TEAMS:

11 Seconds

- Oilers vs Calgary, April 8/91, 1st period. Scorers: Joe Nieuwendyk, Calgary, 2:03; Esa Tikkanen, Edmonton, 2:14; Edmonton won 4-3

FASTEST TWO GOALS, ONE TEAM:

Edmonton: 7 Seconds

- Oilers vs Winnipeg, April 6/83, 1st period. Scorers: Ken Linseman 14:10; Dave Hunter 14:17, Edmonton won 6-3
- Oilers vs Chicago, May 7/85, 3rd period. Scorers: Jari Kurri 19:36; Glenn Anderson 19:43 (both ENG), Edmonton won 7-3
- Opposition: 11 Seconds
- Oilers at Los Angeles, April 22/90, 1st period. Scorers: Larry Robinson 19:20; Todd Elik 19:31, Edmonton won 5-4

FASTEST THREE GOALS FROM THE START OF A GAME, BOTH TEAMS:

1 Minute, 41 Seconds

- Oilers vs Philadelphia, May 25/85. Scorers: Wayne Gretzky, Oilers, 1:10; Wayne Gretzky, Oilers 1:25; Derrick Smith, Philadelphia, 1:41; Edmonton won 4-3

FASTEST THREE GOALS FROM THE START OF A GAME, ONE TEAM:

Edmonton: 6 Minutes, 26 Seconds

- Oilers vs Los Angeles, April 9/87. Scorers: Jari Kurri 2:51; Glenn Anderson 5:17; Jari Kurri 6:26, Oilers won 13-3
- Opposition: 12 Minutes, 4 Seconds
- Oilers at Winnipeg, April 10/90. Scorers: Mark Kumpel 4:55; Pat Elynuik 11:42; Doug Evans 12:04, Winnipeg won 4-3 in double overtime

FASTEST THREE GOALS FROM THE START OF A PERIOD, BOTH TEAMS:

1 Minute, 41 Seconds

- Oilers vs Philadelphia, May 25/85, 1st period. Scorers: Wayne Gretzky, Oilers, 1:10; Wayne Gretzky, Oilers, 1:25; Derrick Smith, Philadelphia, 1:41; Edmonton won 4-3

FASTEST THREE GOALS FROM THE START OF A PERIOD, ONE TEAM:

Edmonton: 5 Minutes, 1 Second

- Oilers vs Detroit, May 5/88, 3rd period. Scorers: Mark Messier 0:48; Jari Kurri 1:18; Craig Simpson 5:01, Edmonton won 5-3
- Opposition: 4 Minutes, 30 Seconds
- Oilers at NY Islanders, April 16/81, 2nd period. Scorers: John Tonelli 2:46; Hector Marini 3:33; Denis Potvin 4:30, New York won 8-2

FASTEST TWO GOALS FROM THE START OF A GAME, BOTH TEAMS:

4 Minutes, 19 Seconds

– Oilers vs Detroit, May 11/88.

Scorers: Craig Simpson, Edmonton, 0:47;
Brent Ashton, Detroit, 4:19, Edmonton
won 8-4

FASTEST TWO GOALS FROM THE START OF A GAME, ONE TEAM:

Edmonton: 1 Minute, 25 Seconds

– Oilers vs Philadelphia, May 25/85.

Scorers: Wayne Gretzky 1:10;

Wayne Gretzky 1:25; Edmonton won 4-3

Opposition: 5 Minutes, 48 Seconds

– Oilers at NY Islanders, May 12/84.

Scorers: Bryan Trottier 0:53; Greg Gilbert
5:48, New York won 6-1

FASTEST TWO GOALS FROM THE START OF A PERIOD, BOTH TEAMS:

2 Minutes, 4 Seconds

– Oilers vs Winnipeg, April 4/90,

2nd period. Scorers: Mark Messier,
Oilers, 0:35; Moe Mantha, Jets, 2:04,
Winnipeg won 7-5

FASTEST TWO GOALS FROM THE START OF A PERIOD, ONE TEAM:

Edmonton: 1 Minute, 18 Seconds

– Oilers vs Detroit, May 5/88,

3rd period. Scorers: Mark Messier 0:48;
Jari Kurri 1:18; Edmonton won 5-3

Opposition: 35 Seconds

– Oilers at NY Islanders, May 19/84,

3rd period. Scorers: Pat LaFontaine 0:13;
Pat LaFontaine 0:35, Edmonton won 5-2

SPRINGFIELD FALCONS

Member of the American Hockey League

45 Falcons Way, Springfield, Massachusetts 01103

Phone: (413) 739-3344 • Fax: (413) 739-3389

Website: www.falconsahl.com



President and General Manager	Bruce Landon
Head Coach	Rob Daum
Assistant Coach	Gerry Fleming
Head Athletic Trainer	Brandon Dionne, ATC
Equipment Manager	Ralph Calvanese
Senior Vice President and Alternate Governor	Bob Oliver
Vice President of Business Development	Chris Thompson
Hockey Operations	Carole Appleton
Manager of Marketing, Entertainment and Community Relations	Jason Gonet
Manager of Group Sales/Broadcaster	Mike Kelly
Manager of Ticket Operations	Julia Kincade
Manager of Media Relations/Internet Services	Damon Markiewicz
Corporate Sales Executive	Frank Petruzzello
Senior Account Executive	William Bullock
Administrative Assistant	Angela Bouchard
Merchandise Director	Nick D'Ambrosia, N&D Sports
Home Arena (Capacity)	MassMutual Center (6,815)



Bruce Landon
President/
General Manager



Rob Daum
Head
Coach



Gerry Fleming
Assistant Coach

Springfield Falcons 2009-10 Schedule

OCTOBER

3 vs PORTLAND
4 at Providence
9 at Adirondack
10 at Hartford
16 vs MANCHESTER
17 vs HARTFORD
18 at Manchester
23 vs LOWELL
24 at Worcester
25 at Lowell
30 at Albany
31 vs LOWELL

NOVEMBER

1 at Worcester
6 vs BRIDGEPORT
8 at Portland
13 vs BRIDGEPORT
15 vs ALBANY
18 vs LOWELL
20 at Providence
21 at Hershey
25 vs WORCESTER
27 at Manchester
28 vs MANCHESTER
29 vs PORTLAND

DECEMBER

4 vs WORCESTER
5 at Bridgeport

6 vs ADIRONDACK
11 vs BRIDGEPORT
12 vs PORTLAND
15 at Lowell
18 at Portland
19 vs PROVIDENCE
20 at Bridgeport
26 at Worcester
27 vs HARTFORD
29 vs PROVIDENCE
30 at Hartford

JANUARY

2 vs PROVIDENCE
3 at Lowell
6 at Manchester
8 vs BRIDGEPORT
9 at Bridgeport
13 at Worcester
15 vs SYRACUSE
16 at Binghamton
17 vs WILKES-BARRE
22 vs NORFOLK
23 vs HARTFORD
24 at Providence
29 vs NORFOLK
30 vs PROVIDENCE

FEBRUARY

3 vs WORCESTER
5 vs BRIDGEPORT

6 at Albany
10 at Providence
12 vs MANCHESTER
13 vs PROVIDENCE
14 at Bridgeport
16 vs WORCESTER
19 at Norfolk
20 at Norfolk
24 at Manchester
26 at Hartford
27 at Syracuse

MARCH

5 vs BINGHAMTON
6 vs LOWELL
12 vs HARTFORD
13 vs HERSHEY
14 at Portland
19 at Wilkes-Barre
20 at Hartford
21 at Bridgeport
26 at Lowell
27 at Portland
28 vs ALBANY

APRIL

2 vs PORTLAND
3 vs HARTFORD
9 at Providence
10 at Hartford
11 vs MANCHESTER

All HOME games are CAPITALIZED.

2008-09 Springfield Falcons Final Scoring

PLAYER	GP	REGULAR SEASON					PIM	PLAYOFFS					
		G	A	PTS	+/-	PIM		GP	G	A	PTS	+/-	PIM
Ryan Potulny	70	38	24	62	-11	48		-	-	-	-	-	-
Ryan Stone (total)	77	17	39	56	3	117		-	-	-	-	-	-
WBS	38	9	19	28	2	53		-	-	-	-	-	-
SPR	39	8	20	28	1	64		-	-	-	-	-	-
Rob Schremp	69	7	35	42	-26	50		-	-	-	-	-	-
Viacheslav Trukhno	56	7	19	26	-13	35		-	-	-	-	-	-
Charles Linglet (total)	58	8	17	25	-8	29		-	-	-	-	-	-
PEO	37	1	8	9	-3	23		-	-	-	-	-	-
SPR	21	7	9	16	-5	6		-	-	-	-	-	-
Gilbert Brule	39	13	11	24	-12	58		-	-	-	-	-	-
Colin McDonald	77	10	12	22	-8	65		-	-	-	-	-	-
Taylor Chorney	68	5	16	21	-29	22		-	-	-	-	-	-
Tyler Spurgeon	73	6	14	20	-4	35		-	-	-	-	-	-
Carl Corazzini	55	7	12	19	-10	18		-	-	-	-	-	-
Theo Peckham	47	6	13	19	-7	107		-	-	-	-	-	-
Cody Wild	59	4	14	18	-14	42		-	-	-	-	-	-
Bryan Lerg	42	9	8	17	-9	24		-	-	-	-	-	-
Mathieu Roy	59	2	15	17	-20	120		-	-	-	-	-	-
Shane Willis	32	5	10	15	-10	8		-	-	-	-	-	-
Derek Bekar	40	9	5	14	1	12		-	-	-	-	-	-
Guillaume Lefebvre	70	4	9	13	-13	206		-	-	-	-	-	-
Sebastien Bisailon	31	5	7	12	-1	21		-	-	-	-	-	-
Bryan Young	63	3	7	10	-2	64		-	-	-	-	-	-
Ryan O'Marra	62	1	9	10	-12	49		-	-	-	-	-	-
Liam Reddix	14	5	4	9	-3	2		-	-	-	-	-	-
Geoff Paukovich	46	5	4	9	-11	51		-	-	-	-	-	-
Jordan Eberle	9	3	6	9	-5	4		-	-	-	-	-	-
Tim Sestito	51	5	3	8	-14	77		-	-	-	-	-	-
Mike Gabinet	45	2	6	8	-13	29		-	-	-	-	-	-
Rob Bina	37	1	7	8	-18	30		-	-	-	-	-	-
Jean-Francois Jacques	8	1	5	6	-1	13		-	-	-	-	-	-
Stephane Goulet	18	1	3	4	2	6		-	-	-	-	-	-
Jake Taylor	28	1	3	4	1	52		-	-	-	-	-	-
Cory Urquhart	14	1	1	2	-5	0		-	-	-	-	-	-
Ryan Constant	9	0	2	2	5	8		-	-	-	-	-	-
Kelly Czuy	3	0	1	1	0	0		-	-	-	-	-	-
Ryan Huddy	5	0	1	1	1	0		-	-	-	-	-	-
Dinos Stamoulis (total)	6	0	1	1	-2	21		-	-	-	-	-	-
PRO	1	0	0	0	1	2		-	-	-	-	-	-
SPR	5	0	1	1	-3	19		-	-	-	-	-	-
Dany Sabourin	13	0	1	1	0	2		-	-	-	-	-	-
Josef Hrabal	17	0	1	1	0	14		-	-	-	-	-	-
Hans Benson	35	0	1	1	-6	98		-	-	-	-	-	-
Devan Dubnyk	62	0	1	1	0	16		-	-	-	-	-	-
Garet Hunt	1	0	0	0	0	2		-	-	-	-	-	-
R.J. Anderson	2	0	0	0	-2	2		-	-	-	-	-	-
Jeffrey Lee	2	0	0	0	-2	0		-	-	-	-	-	-
Glenn Fisher	3	0	0	0	0	0		-	-	-	-	-	-
Milan Maslonka	3	0	0	0	-2	4		-	-	-	-	-	-
Patrick Bordeleau	4	0	0	0	0	4		-	-	-	-	-	-
Jeff Drouin-Deslauriers	5	0	0	0	0	0		-	-	-	-	-	-
Adam Huxley	5	0	0	0	-1	17		-	-	-	-	-	-
Cleve Kinley	7	0	0	0	-4	0		-	-	-	-	-	-
BENCH	80	7				12		-	-	-	-	-	-
TOTALS	80	188	320	501	-285	1516		-	-	-	-	-	-
GOALTENDER	GPI	REGULAR SEASON					W-L-OT	PLAYOFFS					
		GAA	MINS	GA	SO	W-L-OT		GP	GAA	MINS	GA	SO	W-L
Jeff Drouin-Deslauriers	5	2.73	286	13	0	1-4-0		-	-	-	-	-	-
Devan Dubnyk	62	2.97	3635	180	3	18-41-2		-	-	-	-	-	-
Glenn Fisher	3	3.00	120	6	0	0-1-0		-	-	-	-	-	-
Dany Sabourin	13	3.17	795	42	0	5-6-2		-	-	-	-	-	-
TOTALS	80	2.99	4836	241	3	24-52-4		-	-	-	-	-	-

STOCKTON THUNDER

Member of the ECHL

P.O. Box 1690, Stockton, California 95201

Phone: (209) 373-1500 • Fax: (209) 373-1525

Ticket Office: (209) 373-1700

Website: www.stocktonthunder.com



Owner/Governor.....	Michael Reinsdorf
President/Alt. Governor.....	Dan Chapman
Vice President of Sales.....	Dave Plecuch
Director of Group Sales.....	Alex Geche
Director of Corporate Partnerships.....	Debra Bachle
Senior Account Executive.....	Ryan Amos
Account Executive.....	Clint Eastman
Account Executive.....	Vincent Munguia
Account Executive.....	Michael Koebler
Account Executive.....	Alex Wheatley
Outside Account Executive.....	Kirk Goodman
Director of Marketing.....	Marlena Aranda
Director of Broadcasting and Media Relations.....	Mike Benton
Manager of Internet Marketing.....	Donnie Conner
Manager of Game Operations/Team Operations.....	Jessica Fillo
Manager of Public Relations/Team Operations.....	Jeff Zavatsky
Video Production Supervisor.....	Jay Lizotte
Head Coach.....	Matt Thomas
Head Athletic Trainer.....	Kevin Anderson
Equipment Manager.....	Ben Laing
Home Arena (Capacity).....	Stockton Arena (9,737)



**Michael
Reinsdorf**
Owner



**Dan
Chapman**
President



**Matt
Thomas**
Head Coach

Stockton Thunder 2009-10 Schedule

OCTOBER

8 vs Bakersfield
10 at Bakersfield
16 at Idaho
17 at Idaho
18 at Idaho
23 vs ONTARIO
24 vs ONTARIO
30 at Victoria

NOVEMBER

1 at Victoria
4 at Ontario
6 vs ALASKA
7 vs ALASKA
10 at Bakersfield
13 vs IDAHO
14 vs IDAHO
15 vs IDAHO
20 at Ontario
21 at Ontario
25 vs IDAHO
27 vs IDAHO
28 vs IDAHO

DECEMBER

4 vs BAKERSFIELD
5 vs BAKERSFIELD
11 at Alaska
12 at Alaska

13 at Alaska
16 at Victoria
18 at Victoria
19 at Victoria
21 at Ontario
26 at Bakersfield
29 vs BAKERSFIELD
31 at Idaho

JANUARY

1 at Idaho
2 at Idaho
8 at Bakersfield
10 vs BAKERSFIELD
15 vs UTAH
16 vs UTAH
17 vs ONTARIO
22 vs ALASKA
23 vs ALASKA
24 vs BAKERSFIELD
27 vs VICTORIA
29 vs VICTORIA
30 vs VICTORIA
31 vs ALASKA

FEBRUARY

5 at Ontario
6 at Ontario
12 vs ONTARIO
13 at Ontario

19 at Bakersfield
20 at Bakersfield
23 at Utah
24 at Utah
26 at Las Vegas
27 at Las Vegas
28 at Las Vegas

MARCH

3 vs VICTORIA
5 vs VICTORIA
6 vs VICTORIA
12 at Utah
13 at Utah
14 at Utah
17 vs VICTORIA
19 vs UTAH
20 vs UTAH
21 vs UTAH
26 vs LAS VEGAS
27 vs LAS VEGAS
28 vs LAS VEGAS
30 at Bakersfield
31 vs BAKERSFIELD

APRIL

2 at Alaska
3 at Alaska

All HOME games are CAPITALIZED.

2008-09 Stockton Thunder Final Scoring

PLAYER	GP	REGULAR SEASON					PIM	PLAYOFFS					
		G	A	PTS	+/-			GP	G	A	PTS	PIM	+/-
Ryan Huddy	69	35	38	73	-1		36	-	-	-	-	-	-
Cory Urquhart	57	28	32	60	-6		32	-	-	-	-	-	-
Mike Lalonde	62	20	31	51	-3		16	-	-	-	-	-	-
James Bates	63	16	32	48	-1		84	-	-	-	-	-	-
Igor Gongalsky (TOTAL)	53	10	20	30	-2		138	-	-	-	-	-	-
FRE	28	6	6	12	3		54	-	-	-	-	-	-
STK	25	4	14	18	-5		84	-	-	-	-	-	-
Cleve Kinley	45	4	24	28	2		74	-	-	-	-	-	-
Ryan MacMurchy	33	9	17	26	5		60	-	-	-	-	-	-
Craig Valette	43	9	16	25	-4		65	-	-	-	-	-	-
Kenny MacAulay (TOTAL)	38	3	20	23	10		74	-	-	-	-	-	-
FRE	30	3	16	19	7		55	-	-	-	-	-	-
STK	8	0	4	4	3		19	-	-	-	-	-	-
Damian Surma	41	11	11	22	-4		30	-	-	-	-	-	-
Judd Blackwater (TOTAL)	49	7	15	22	-9		48	-	-	-	-	-	-
FRE	30	5	9	14	-6		23	-	-	-	-	-	-
STK	19	2	6	8	-3		25	-	-	-	-	-	-
Daryl Marcoux (TOTAL)	71	3	16	19	11		44	-	-	-	-	-	-
FRE	30	1	6	7	5		20	-	-	-	-	-	-
STK	41	2	10	12	6		24	-	-	-	-	-	-
Garet Hunt	63	5	11	16	-3		248	-	-	-	-	-	-
Toby LaFrance	27	3	12	15	-6		8	-	-	-	-	-	-
Justin Chwedoruk	34	8	6	14	0		40	-	-	-	-	-	-
Oren Eizenman (TOTAL)	14	3	11	14	-6		14	-	-	-	-	-	-
FRE	12	3	10	13	-3		10	-	-	-	-	-	-
STK	2	0	1	1	-3		4	-	-	-	-	-	-
David Rohlfis	55	7	5	12	-12		31	-	-	-	-	-	-
Mark Adamek	55	1	11	12	-7		42	-	-	-	-	-	-
Matt O'Dette (TOTAL)	51	5	6	11	-8		127	-	-	-	-	-	-
FRE	16	2	3	5	0		55	-	-	-	-	-	-
STK	35	3	3	6	-8		72	-	-	-	-	-	-
Adam Huxley	61	8	2	10	-14		224	-	-	-	-	-	-
Sebastien Bisailon	27	3	7	10	-3		14	-	-	-	-	-	-
Bryan Lerg	7	2	8	10	4		4	-	-	-	-	-	-
Ryan Constant	47	5	4	9	1		71	-	-	-	-	-	-
Jeff Kyrzakos	24	4	5	9	-11		22	-	-	-	-	-	-
Stephane Goulet	12	3	6	9	0		18	-	-	-	-	-	-
Bo Cheesman (TOTAL)	23	4	4	8	-8		26	-	-	-	-	-	-
WHL	18	3	3	6	-5		18	-	-	-	-	-	-
STK	5	1	1	2	-3		8	-	-	-	-	-	-
Robbie Bina	28	1	7	8	-2		26	-	-	-	-	-	-
Dan McGoff (TOTAL)	26	0	5	5	-16		16	-	-	-	-	-	-
TRE	12	0	1	1	-9		8	-	-	-	-	-	-
STK	14	0	4	4	-7		8	-	-	-	-	-	-
Neil Petruic	14	2	2	4	0		12	-	-	-	-	-	-
Josef Hrabal	8	0	4	4	2		8	-	-	-	-	-	-
Tyler Kindle	7	2	1	3	-2		17	-	-	-	-	-	-
Cody Wild	6	1	2	3	1		8	-	-	-	-	-	-
Jordan Bendfeld	17	1	2	3	4		25	-	-	-	-	-	-
Mike Salekin	12	2	0	2	-4		30	-	-	-	-	-	-
Brandon Naurato	2	1	1	2	1		4	-	-	-	-	-	-
Colin McDonald	3	0	2	2	2		0	-	-	-	-	-	-
Milan Maslonka	27	0	2	2	-1		59	-	-	-	-	-	-
Brandon Scero	5	1	0	1	1		2	-	-	-	-	-	-
Geoff Paukovich	6	1	0	1	-1		4	-	-	-	-	-	-
Tom Zanoski	3	0	1	1	-1		6	-	-	-	-	-	-
Andrew Perugini	38	0	1	1	0		0	-	-	-	-	-	-
Tim Boron	1	0	0	0	0		0	-	-	-	-	-	-
Ian Fazzi	1	0	0	0	0		0	-	-	-	-	-	-
Ben Laing	1	0	0	0	0		0	-	-	-	-	-	-
Luke Lynes	1	0	0	0	0		0	-	-	-	-	-	-
Glenn Fisher	3	0	0	0	0		0	-	-	-	-	-	-
Martin Kubaliak	3	0	0	0	-2		2	-	-	-	-	-	-
Nathan Saunders	4	0	0	0	-2		0	-	-	-	-	-	-
Bryan Pitton	34	0	0	0	0		2	-	-	-	-	-	-
BENCH	72	5	-	-	-		4	-	-	-	-	-	-
GOALTENDER	GPI	GAA	MINS	GA	SO	W-L-OT		GP	GAA	MINS	GA	SO	W-L
Glenn Fisher	3	2.64	182	8	0	2-0-1		-	-	-	-	-	-
Andrew Perugini	37	2.81	2174	102	2	21-13-2		-	-	-	-	-	-
Bryan Pitton	34	3.39	1949	110	0	9-19-2		-	-	-	-	-	-
Tim Boron	1	9.39	38	6	0	0-1-0		-	-	-	-	-	-

2008-09 American Hockey League Final Standings

EASTERN CONFERENCE

ATLANTIC DIVISION	GP	W	L	OTL	SOL	PTS	GF	GA
Hartford Wolf Pack	80	46	27	3	4	99	243	216
Providence Bruins	80	43	29	2	6	94	238	232
Portland Pirates	80	39	31	3	7	88	249	239
Worcester Sharks	80	42	35	1	2	87	223	223
Manchester Monarchs	80	37	35	0	8	82	211	218
Lowell Devils	80	35	36	2	7	79	213	243
Springfield Falcons	80	24	44	8	4	60	188	258

EAST DIVISION	GP	W	L	O/S	GF	GA	PTS	
Hershey Bears	80	49	23	2	6	106	296	240
Bridgeport Sound Tigers	80	49	23	3	5	106	241	212
Wilkes-Barre/ Scranton Penguins	80	49	25	3	3	104	274	212
Philadelphia Phantoms	80	43	30	2	5	93	234	232
Binghamton Senators	80	41	30	5	4	91	232	238
Norfolk Admirals	80	33	38	4	5	75	236	269
Albany River Rats	80	33	40	3	4	73	219	258

AHL CALDER CUP PLAYOFFS

DIVISION SEMI-FINALS

SERIES "A"	Worcester defeated Hartford 4-2.
SERIES "B"	Providence defeated Portland 4-1.
SERIES "C"	Hershey defeated Philadelphia 4-0.
SERIES "D"	Wilkes-Barre/Scranton defeated Bridgeport 4-1.
SERIES "E"	Manitoba defeated Toronto 4-2.
SERIES "F"	Grand Rapids defeated Hamilton 4-2.
SERIES "G"	Milwaukee defeated Rockford 4-0.
SERIES "H"	Houston defeated Peoria 4-3.

WESTERN CONFERENCE

NORTH DIVISION	GP	W	L	O/S	GF	GA	PTS	
Manitoba Moose	80	50	23	1	6	107	239	188
Hamilton Bulldogs	80	49	27	4	0	102	263	201
Grand Rapids Griffins	80	43	25	6	6	98	255	226
Toronto Marlies	80	39	29	5	7	90	240	229
Syracuse Crunch	80	40	32	5	3	88	214	226
Lake Erie Monsters	80	34	38	3	5	76	199	218
Rochester Americans	80	29	43	0	8	66	184	259

WEST DIVISION	GP	W	L	O/S	GF	GA	PTS	
Milwaukee Admirals	80	49	22	3	6	107	229	195
Peoria Rivermen	80	43	31	2	4	92	215	211
Houston Aeros	80	38	31	2	9	87	218	230
Rockford IceHogs	80	40	34	0	6	86	229	220
Quad City Flames	80	36	31	6	7	85	212	216
Chicago Wolves	80	38	37	3	2	81	226	222
Iowa Chops	80	33	33	4	10	80	209	260
San Antonio Rampage	80	36	38	2	4	78	205	243

DIVISION FINALS

SERIES "I"	Providence defeated Worcester 4-2.
SERIES "J"	Hershey defeated Wilkes-Barre/Scranton 4-3.
SERIES "K"	Manitoba defeated Grand Rapids 4-0.
SERIES "L"	Houston defeated Milwaukee 4-3.

CONFERENCE FINALS

SERIES "M"	Hershey defeated Providence 4-1.
SERIES "N"	Manitoba defeated Houston 4-2.

CALDER CUP FINAL

SERIES "O"	Hershey defeated Manitoba 4-2.
------------	--------------------------------

2008-09 ECHL Final Standings

AMERICAN CONFERENCE

NORTH DIVISION	GP	W	L	OTL	SOL	PTS	GF	GA
Cincinnati Cyclones	72	41	26	2	3	87	256	231
Trenton Devils	72	40	25	2	5	87	236	206
Elmira Jackals	72	39	26	2	5	85	235	232
Wheeling Nailers	72	36	28	2	6	80	263	260
Johnstown Chiefs	72	37	30	5	0	79	228	232
Dayton Bombers	72	32	33	4	3	71	229	246
Reading Royals	72	24	42	3	3	54	211	269

SOUTH DIVISION	GP	W	L	OTL	SOL	PTS	GF	GA
Florida Everblades	71	49	17	2	3	103	269	187
South Carolina Stingrays	71	42	23	2	4	90	249	187
Charlotte Checkers	71	34	29	2	6	76	217	224
Gwinnett Gladiators	72	31	35	1	5	68	214	246
Mississippi Sea Wolves	71	28	35	7	1	64	203	256

ECHL KELLY CUP PLAYOFFS

AMERICAN CONFERENCE

NORTH DIVISION SEMI-FINALS

Cincinnati defeated Wheeling 4-3
Elmira defeated Trenton 4-3

SOUTH DIVISION SEMI-FINALS

Florida defeated Gwinnett 4-1
South Carolina defeated Charlotte 4-2

PACIFIC DIVISION SEMI-FINALS

Stockton defeated Ontario 4-3
Las Vegas defeated Bakersfield 4-3

WEST DIVISION SEMI-FINALS

Alaska defeated Utah 4-1
Victoria defeated Idaho 4-0

NATIONAL CONFERENCE

PACIFIC DIVISION	GP	W	L	OTL	SOL	PTS	GF	GA
Ontario Reign	73	38	29	4	2	82	197	218
Las Vegas Wranglers	73	34	31	2	6	76	208	195
Bakersfield Condors	72	33	31	3	5	74	246	263
Stockton Thunder	72	32	33	5	2	71	210	237

WEST DIVISION	GP	W	L	OTL	SOL	PTS	GF	GA
Alaska Aces	72	45	24	1	2	93	232	181
Idaho Steelheads	72	44	24	2	2	92	224	186
Victoria Salmon Kings	72	38	27	2	5	83	232	200
Utah Grizzlies	72	28	28	6	10	72	220	246
Phoenix RoadRunners	72	30	37	2	3	65	200	246

NORTH DIVISION FINALS

Cincinnati defeated Elmira 4-0

SOUTH DIVISION FINALS

South Carolina defeated Florida 4-2

PACIFIC DIVISION FINALS

Las Vegas defeated Stockton 4-3

WEST DIVISION FINALS

Alaska defeated Victoria 4-1

AMERICAN CONFERENCE FINALS

South Carolina defeated Cincinnati 4-0
--

NATIONAL CONFERENCE FINALS

Alaska defeated Las Vegas 4-0

KELLY CUP FINALS

South Carolina defeated Alaska 4-3

Edmonton Oilers Yearly Affiliates

SEASON	TEAM	LEAGUE	GENERAL MANAGER	COACH
1979-80	Houston Apollos	CHL	Al Rollins	Al Rollins
1980-81	Wichita Wind	CHL	Larry Gordon	Ace Bailey
1981-82	Wichita Wind	CHL	Larry Gordon	John Muckler
1982-83	Moncton Alpines	AHL	Doug Messier	Doug Messier
1983-84	Moncton Alpines	AHL	Doug Messier	Doug Messier
1984-85	Nova Scotia Oilers	AHL	Larry Kish	Larry Kish
1985-86	Nova Scotia Oilers	AHL	Larry Kish	Larry Kish
1986-87	Nova Scotia Oilers	AHL	Larry Kish	Larry Kish
1987-88	Nova Scotia Oilers	AHL	Dave Andrews	Ron Low
1988-89	Cape Breton Oilers	AHL	Dave Andrews	Ron Low
1989-90	Cape Breton Oilers	AHL	Dave Andrews	Don MacAdam
1990-91	Cape Breton Oilers	AHL	Dave Andrews	Don MacAdam
1991-92	Cape Breton Oilers	AHL	Dave Andrews	Don MacAdam
1992-93*	Cape Breton Oilers	AHL	Dave Andrews	George Burnett
1993-94	Cape Breton Oilers	AHL	Dave Andrews	George Burnett
1994-95	Cape Breton Oilers	AHL	Scott Howson	Peter Mahovlich
1995-96	Cape Breton Oilers	AHL	Scott Howson	Lorne Molleken
1996-97	Hamilton Bulldogs	AHL	Scott Howson	Lorne Molleken
1997-98	Hamilton Bulldogs	AHL	Scott Howson	Lorne Molleken
1998-99	Hamilton Bulldogs	AHL	Scott Howson	Walt Kyle
1999-00	Hamilton Bulldogs	AHL	Scott Howson	Walt Kyle
2000-01	Hamilton Bulldogs	AHL	Scott Howson	Claude Julien
2001-02	Hamilton Bulldogs	AHL	Scott Howson	Claude Julien
2002-03	Hamilton Bulldogs	AHL	Scott Howson	Claude Julien/ Geoff Ward
2003-04	Toronto Roadrunners	AHL	Scott Howson	Geoff Ward
2004-05	Edmonton Road Runners	AHL	Scott Howson	Geoff Ward
2005-06	Hamilton Bulldogs+	AHL	Andre Savard	Don Lever
	Iowa Stars#	AHL	Scott White	Dave Allison
2006-07	Grand Rapids Griffins^	AHL	Bob McNamara	Greg Ireland
	Hamilton Bulldogs*+	AHL	Brian Lewis	Don Lever
	Iowa Stars#	AHL	Scott White	Dave Allison
	Milwaukee Admirals%	AHL	Jon Greenberg	Claude Noel
	Wilkes-Barre/ Scranton Penguins&	AHL	Ray Shero	Todd Richards
2007-08	Springfield Falcons	AHL	Bruce Landon	Kelly Buchberger
2008-09	Springfield Falcons	AHL	Bruce Landon	Jeff Truitt / Rob Daum

* AHL Calder Cup Champions

+ Shared affiliation with Montreal Canadiens.

^ Shared affiliation with Detroit Red Wings.

& Shared affiliation with Pittsburgh Penguins.

CHL – Central Hockey League

AHL – American Hockey League

Shared affiliation with Dallas Stars.

% Shared affiliation with Nashville Predators.

Edmonton Oilers Affiliates Yearly Records

SEASON	TEAM	GP	W	L	T	OTL	GF	GA	PTS	PCT.	STANDING
1979-80	Houston	80	32	38	10		300	319	74	.463	6th
1980-81	Wichita	80	32	45	3		307	345	67	.419	6th
1981-82	Wichita	80	44	33	3		343	289	91	.569	1st - Southern Div.
1982-83	Moncton	80	34	39	7		304	315	75	.469	5th - Northern Div.
1983-84	Moncton	80	32	40	8		251	278	72	.450	5th - Northern Div.
1984-85	Nova Scotia	80	36	37	7		292	295	79	.494	4th - Northern Div.
1985-86	Nova Scotia	80	29	43	8		314	353	66	.413	6th - Northern Div.
1986-87	Nova Scotia	80	38	39	3 [^]		318	315	79	.494	4th - Northern Div.
1987-88	Nova Scotia	80	35	36(2)	9		323	343	81	.506	4th - Northern Div.
1988-89	Cape Breton	80	27	47	6		308	388	60	.375	7th - Northern Div.
1989-90	Cape Breton	80	39	34	7		317	306	85	.531	2nd - Northern Div.
1990-91	Cape Breton	80	41	31	8		306	301	90	.563	2nd - Northern Div.
1991-92	Cape Breton	80	36	34	10		336	330	82	.513	3rd - Atlantic Div.
1992-93*	Cape Breton	80	36	32	12		356	336	84	.525	3rd - Atlantic Div.
1993-94	Cape Breton	80	32	35	13		316	339	77	.481	4th - Atlantic Div.
1994-95	Cape Breton	80	27	44	9		298	342	63	.394	5th - Atlantic Div.
1995-96	Cape Breton	80	33	44(4)	3		290	323	73	.431	5th - Atlantic Div.
1996-97	Hamilton	80	28	39(4)	9		220	276	69	.406	3rd - Canadian Div.
1997-98	Hamilton	80	36	22(5)	17		264	242	94	.588	2nd - Empire Div.
1998-99	Hamilton	80	40	29(4)	7		229	206	91	.569	3rd - Empire Div.
1999-00	Hamilton	80	27	34(6)	13		225	262	73	.456	3rd - Empire Div.
2000-01	Hamilton	80	28	41(5)	6		227	281	67	.419	4th - Canadian Div.
2001-02	Hamilton	80	37	30(3)	10		247	206	87	.544	2nd - Canadian Div.
2002-03	Hamilton	80	49	19	8	4	279	191	110	.688	1st - Canadian Div.
2003-04	Toronto	80	35	34	8	3	219	224	81	.505	5th - North Div.
2004-05	Edmonton	80	32	33	4	11	201	223	79	.494	6th - North Div.
2005-06	Hamilton+	80	35	41	0	4	225	251	74	.463	6th - North Div.
2006-07	Iowa#	80	41	31	1	7	238	228	90	.563	4th - West Div.
	Grand Rapids [^]	80	37	32	—	11	226	244	85	.531	4th - North Div.
	Hamilton*+	80	43	28	—	9	243	208	95	.594	3rd - North Div.
	Iowa#	80	42	34	—	4	221	231	88	.550	4th - West Div.
	Milwaukee%	80	41	25	—	14	227	230	96	.600	3rd - West Div.
2007-08	Wilkes-Barre&	80	51	23	—	6	276	221	108	.675	2nd - East Div.
	Springfield	80	35	35	—	10	214	257	80	.500	5th - Atlantic Div.
2008-09	Springfield	80	24	44	—	12	188	258	60	.375	7th - Atlantic Div.

* AHL Calder Cup Champions

+ Shared affiliation with Montreal Canadiens.

[^] Shared affiliation with Detroit Red Wings.

& Shared affiliation with Pittsburgh Penguins.

@ Shootout losses worth one point.

() Number of overtime losses worth one point.

Shared affiliation with Dallas Stars.

% Shared affiliation with Nashville Predators.

Edmonton Oilers Affiliates Yearly Scoring Leaders

SEASON	PLAYER	TEAM	GP	G	A	PTS	PIM
1979-80	Mike Toal	Houston	76	31	45	76	47
1980-81	Tom Roulston	Wichita	69	63	44	107	93
1981-82	Walt Poddubny	Wichita	60	35	46	81	79
1982-83	Ray Cote	Moncton	80	28	63	91	35
1983-84	Ray Cote	Moncton	66	26	36	62	99
1984-85	Ray Cote	Nova Scotia	79	36	43	79	63
1985-86	Mike Rogers	Nova Scotia	53	24	43	67	44
1986-87	Bruce Boudreau	Nova Scotia	78	35	47	82	40
1987-88	Mark Lamb	Nova Scotia	69	27	61	88	45
1988-89	Mark Lamb	Cape Breton	54	33	49	82	29
1989-90	John LeBlanc	Cape Breton	77	54	34	88	50
1990-91	Shaun Van Allen	Cape Breton	76	25	75	100	182
1991-92	Shaun Van Allen	Cape Breton	77	29	84	113	80
1992-93	Dan Currie	Cape Breton	75	57	41	98	73
1993-94	Peter White	Cape Breton	45	21	49	70	12
1994-95	Peter White	Cape Breton	65	36	69	105	30
1995-96	Rem Murray	Cape Breton	79	31	59	90	40
1996-97	Ralph Intranuovo	Hamilton	68	36	40	76	88
1997-98	Jeff Daw	Hamilton	79	28	35	63	20
1998-99	Chris Ferraro	Hamilton	72	35	41	76	104
1999-00	Daniel Cleary	Hamilton	58	22	52	74	108
2000-01	Paul Healey	Hamilton	79	39	32	71	34
2001-02	Jason Chimera	Hamilton	77	26	51	77	158
2002-03	Jarret Stoll	Hamilton	76	21	33	54	86
2003-04	Jamie Wright	Toronto	78	25	30	55	101
2004-05	Tony Salmelainen	Edmonton	76	22	24	46	26
	Raffi Torres	Edmonton	67	21	25	46	165
2005-06	Marc-Antoine Pouliot	Hamilton+	65	15	31	46	63
	Toby Petersen	Iowa#	79	26	47	73	48
2006-07	Kyle Brodziak	Wilkes-Barre/Scranton&	62	24	32	56	44
	Danny Svyret	Grand Rapids^	57	4	16	20	16
	Mathieu Roy	Hamilton+	31	6	12	18	40
2007-08	Rob Schremp	Springfield	78	23	53	76	64
2008-09	Ryan Potulny	Springfield	69	37	23	60	44

+ Shared affiliation with Montreal Canadiens.

^ Shared affiliation with Detroit Red Wings.

Shared affiliation with Dallas Stars.

& Shared affiliation with Pittsburgh Penguins.

For Your Information

Accreditation

All media and photographers' passes issued by the Edmonton Oilers are valid only for the date(s) noted and are non-transferable. Passes may not be used to gain access to Rexall Place or practice facilities for the purpose of obtaining autographs or memorabilia from members of the Edmonton Oilers Hockey Club. The Edmonton Oilers reserve the right to revoke passes at any time. **ALL PASSES MUST BE VISIBLE AT ALL TIMES.**

The Bill Tuele Press Box at Rexall Place is divided into four working areas. On the west side, you will find the general media area for all newspaper reporters and electronic journalists not involved in play-by-play. Most seats are specifically allocated with appropriate signage, but if there is any confusion, please direct any queries to Rob Thomas at position one. The east side of the press box is divided into ten separate booths, in which you will find on-air radio and television broadcasts, home and visiting team officials and a video tape crew. The north side and south ends, which do not have working benches, are designed for overflow media as well as reporters who do not cover the NHL full-time.

To gain access to the press box, there are four entrance stairways, any one of which will lead you to the area in which your seat is located, however, it should be pointed out that unless you have an Edmonton Oilers press pass, you will not be able to enter the main working areas. Single game passes may be obtained by contacting either Allan Watt, Rob Thomas or J.J. Hebert at the Edmonton Oilers office at least one day prior to the game.

All media should enter Rexall Place through the Oilers Game Day Pass Gate, located on the north side of the building.

Photographers

Photography passes are issued only by the Edmonton Oilers Public Relations department, and those accredited as photo journalists are asked to report to the media lounge at least three quarters of an hour before the game for individual seat allocation. The official photographer of the Edmonton Oilers will have the final say in terms of seat allocation.

Communications

Telephones are provided in the press box and media work room. All calls must be billed to your credit card or charges must be reversed. Wireless internet access is available in both the press box and media work room.

Media Services

The media lounge, offering bar service and hot meals, will be open an hour and a half before each game. It will be closed during and after the game. Game notes, programs and lineups will be available in the lounge. Hot coffee, soft drinks and ice water are offered in the press box during the game.

A press box announcing service is in effect throughout the game.

Closed circuit television monitors are located for your convenience on the west side of the press box.

Game statistics will be distributed after each period in the press box, while final game sheets will be distributed in the Edmonton Oilers dressing room and the ice level media work room 15 minutes after the game.

Edmonton Oilers Media Guidelines 2009-10

With the growing number of media and the expanding need to include video, audio and still photos on the Internet, the Edmonton Oilers have revised their media guidelines to align themselves with the NHL's internet guidelines, as well as those from other clubs – specifically Canadian franchises.

General guidelines:

- Cell phones, or personal digital assistants (PDAs) with cell phone capabilities, cannot be used for any purpose* in the Oilers dressing and workout rooms at any time. *Exception is for e-mails specific to BlackBerry-like units.
- Photographers will only be granted access to the dressing room post-game or post-practice for specific still image opportunities upon advance specific request from the sports editor (e.g. milestones, new goaltender mask (with player's permission), or player's first goal etc.).
- Stock and general still and video images are not permitted to be shot in the dressing and workout rooms, e.g., photographers/cameramen will not be allowed to stand at the entrance and pan the room, take stock and general images of players/room, or of players undressing out of their equipment.
- Reporters and photographers using a still camera or mini-cam for video purposes must inform the player or coach and inform the Oilers communications staff beforehand.
- All video must adhere to the NHL's broadcast policies. Material may only be used for editorial purposes.
- The Oilers do not allow photographers in their dressing room while on the road.

Guidelines for use of Oilers video- and audio-related content* on Internet platforms:

- No game action (video or audio) may be captured by any means or method.
 - Video and audio content recorded at pre- or post-game news conferences, or media availabilities involving the team's coach, players and club executives may not be streamed live without prior written permission from the Oilers.
 - Reasonable amounts of audio or video content gathered pursuant to the credential may be posted on the Internet. Content, up to 120 seconds per day, can be posted and archived for up to 72 hours.
 - The website page that features audio/video must provide links to NHL.com and the Oilers website using the following wording: "Find out more on www.NHL.com and www.edmontonoilers.com". As well, edmontonoilers.com is permitted to link to such posted material.
 - All video and audio content is restricted to use on media websites and may not be "pushed" to other platforms (including but not limited to cell phones).
 - Video and audio content cannot be marketed or sold on a subscription basis.
 - Video and audio content may be used only in editorial.
 - Video and audio content must adhere to the NHL's broadcast policies.
 - There is to be no sponsorship or advertising around the content. Footage may appear with banners and contextual ads, but the ads may not be specifically related to Oilers content.
 - There are no limitations on "talking head" video or audio of reporters at Oilers facilities that do not include team/interview/press conference content.
- * Oilers video- and audio-related content is defined as, but not limited to interviews, news conferences, practices and community-related events. Games fall under the NHL's broadcast policies.
- * Content does not extend to the use of editorial text on the Internet or text alerts sent to PDAs or cell phones.

The Edmonton Oilers reserve the right to enforce and amend these guidelines at any time and to restrict and/or deny access, as necessary to ensure fair application and that all interests are preserved.

NHL Public Relations Directory

ANAHEIM DUCKS

Alex Gilchrist
Honda Center
2695 E. Katella Avenue
Anaheim, CA 92806
Telephone: (714) 940-2900

ATLANTA THRASHERS

Rob Koch
Philips Arena
Centennial Tower
101 Marietta Street, Suite 1900
Atlanta, GA 30303
Telephone: (404) 878-3800

BOSTON BRUINS

Matthew Chmura
TD Garden
100 Legends Way
Boston, MA 02114
Telephone: (617) 624-2327

BUFFALO SABRES

Michael Gilbert
HSBC Arena
One Seymour H. Knox III Plaza
Buffalo, NY 14203
Telephone: (716) 855-4100

CALGARY FLAMES

Peter Hanlon
Pengrowth Saddledome
PO Box 1540, Station M
Calgary, Alberta T2P 3B9
Telephone: (403) 777-2177

CAROLINA HURRICANES

Mike Sundheim
RBC Center
1400 Edwards Mill Road
Raleigh, NC 27607
Telephone: (919) 467-7825

CHICAGO BLACKHAWKS

Brandon Faber
United Center
1901 West Madison Street
Chicago, IL 60612
Telephone: (312) 455-7000

COLORADO AVALANCHE

Jean Martineau
Pepsi Center
1000 Chopper Place
Denver, CO 80204
Telephone: (303) 405-1100

COLUMBUS BLUE JACKETS

Todd Sharrock
Nationwide Arena
200 W. Nationwide Blvd.
Columbus, OH 43215
(614) 246-4625

DALLAS STARS

Rob Scichilli
Dr. Pepper StarCenter at Frisco
2601 Avenue of the Stars
Frisco, TX 75034
Telephone: (214) 387-5500

DETROIT RED WINGS

John Hahn
Joe Louis Arena
19 Steve Yzerman Drive
Detroit, MI 48226
Telephone: (313) 394-7000

EDMONTON OILERS

J.J. Hebert
Rexall Place
11230 - 110 Street
Edmonton, Alberta T5G 3H7
Telephone: (780) 414-4000

FLORIDA PANTHERS

JJustin Copertino
BankAtlantic Center
One Panther Parkway
Sunrise, FL 33323
Telephone: (954) 835-7000

LOS ANGELES KINGS

Michael Altieri
555 North Nash Street
El Segundo, CA 90245
Telephone: (310) 535-4500

MINNESOTA WILD

Bill Robertson
Xcel Energy Center
317 Washington Street
Saint Paul, MN 55102
Telephone: (651) 602-6000

MONTREAL CANADIENS

Donald Beauchamp
Bell Centre
1260 de La Gauchetiere Ouest
Montreal, Quebec H3B 5E8
Telephone: (514) 932-2582

NASHVILLE PREDATORS

Tim Darling
Sommets Center
501 Broadway
Nashville, TN 37203
Telephone: (615) 770-2300

NEW JERSEY DEVILS

Mike Levine
Prudential Center
165 Mulberry Street
Newark, NJ 07102
Telephone: (973) 757-6100

NEW YORK ISLANDERS

Seth Sylvan
1535 Old Country Road
Plainview, NY 11803
Telephone: (516) 501-6700

NEW YORK RANGERS

John Rosasco
Madison Square Garden
Two Pennsylvania Plaza, 14th Floor
New York, NY 10121
Telephone: (212) 465-6486

OTTAWA SENATORS

Phil Legault
Scotiabank Place
1000 Palladium Drive
Ottawa, ON K2V 1A5
Telephone: (613) 599-0250

PHILADELPHIA FLYERS

Zack Hill
Wachovia Center
3601 South Broad Street
Philadelphia, PA 19148
Telephone: (215) 465-4500

PHOENIX COYOTES

Sergey Kocharov
Jobing.com Arena
#200, 6751 N. Sunset Blvd.
Glendale, AZ 85305
Telephone: (623) 772-3200

PITTSBURGH PENGUINS

Frank Buonomo
Mellon Arena
66 Mario Lemieux Place
Pittsburgh, PA 15219
Telephone: (412) 642-1300

SAN JOSE SHARKS

Scott Emmert
HP Pavilion at San Jose
525 West Santa Clara Street
San Jose, CA 95113
Telephone: (408) 287-7070

ST. LOUIS BLUES

Mike Caruso
Scottrade Center
1401 Clark Avenue
St. Louis, MO 63103
Telephone: (314) 622-2500

TAMPA BAY LIGHTNING

Brian Breseman
St. Pete Times Forum
401 Channelside Drive
Tampa, FL 33602
Telephone: (813) 301-6500

TORONTO MAPLE LEAFS

Pat Park
Air Canada Centre
40 Bay Street, Suite 400
Toronto, Ontario M5J 2X2
Telephone: (416) 815-5700

VANCOUVER CANUCKS

T.C. Carling
General Motors Place
800 Griffiths Way
Vancouver, BC V6B 6G1
Telephone: (604) 899-4600

WASHINGTON CAPITALS

Nate Ewell
627 N. Glebe Road
Suite 850
Arlington, VA 22203
Telephone: (202) 266-2200

NHL – TORONTO

Gary Meagher
50 Bay Street, 11th Floor
Toronto, Ontario M5J 2X8
Telephone: (416) 359-7900

NHL – NEW YORK

Frank Brown
1185 Avenue of the Americas
New York, NY 10036
Telephone: (212) 789-2000



NEW YORK

1185 Avenue of the Americas, New York, NY 10036

212-789-2000, Fax: 212-789-2020, Communications Fax: 212-789-2080

MONTREAL

1800 McGill College Avenue, Suite 2600, Montréal, Québec, H3A 3J6

514-841-9220, Fax: 514-841-1070

TORONTO

50 Bay Street, 11th Floor, Toronto, Ontario, M5J 2X8

416-359-7900, Fax: 416-981-2779, Communications Fax: 416-981-2769

Executive

Commissioner	Gary B. Bettman
Deputy Commissioner	William Daly
Chief Operating Officer	John Collins
Senior Executive Vice President of Hockey Operations	Colin Campbell

Communications

Senior Vice President, Public Relations & Media (Toronto)	Gary Meagher
Senior Vice President, Corporate Communications	Bernadette Mansur
Group Vice President, Public Relations	Frank Brown
Vice President, Public Relations & Player Development	Jamey Horan
Statistician and Information Officer (Toronto)	Benny Ercolani
Senior Director, News Services	Greg Inglis
Director, Media Relations	John Dellapina
Director, Public Relations (Toronto)	Julie Young
Senior Publicist, Corporate Communications	Kerry McGovern
Senior Manager, Public Relations (Toronto)	David Keon
Manager, Public Relations	Schuyler Baehman
Manager, Public Relations (Toronto)	Jennifer Raimondi
Assistant, Public Relations	Celeste Velasco

2009-10 NHL On-Ice Officials



REFEREES

Name	Sweater Number
AUGER, Stephane	15
*BANFIELD, David	44
*CHARRON, Frances	46
*CIAMAGA, Chris	41
DEVORSKI, Paul	10
DWYER, Gord	19
FRASER, Kerry	2
FURLATT, Eric	27
HASENFRATZ, Mike	30
*HEBERT, Ghislain	49
JACKSON, Dave	8
JOANNETTE, Marc	25
KIMMERLY, Greg	18
KOWAL, Tom	32
KOZARI, Steve	40
*L'ECUYER, Frederick	48
LARUE, Dennis	14
LEE, Chris	28
LEGGO, Mike	3
MARQUELLI, Dan	6
MARTELL, Rob	26
MCCAULEY, Wes	4
McCREARY, Bill	7
MEIER, Brad	34
MORTON, Dean	36
O'HALLORAN, Dan	13
O'ROURKE, Dan	9
PEEL, Tim	20
POCHMARA, Brian	43
POLLOCK, Kevin	33
*REHMAN, Kyle	37
ROONEY, Chris	5
ST. LAURENT, Francois	38
ST. PIERRE, Justin	45
SUTHERLAND, Kelly	11
VAN MASSENHOVEN, Don	21
WALSH, Ian	29
WATSON, Brad	23

LINESMEN

Name	Sweater Number
AMELL, Derek	75
BARTON, Steve	59
BRISEBOIS, David	96
CAMERON, Lonnie	74
CHAMPOUX, Pierre	67
CHERREY, Scott	50
CORMIER, Michel	76
CVIK, Mike	88
DEVORSKI, Greg	54
DRISCOLL, Scott	68
GALLOWAY, Ryan	82
GIBBS, Darren	66
HENDERSON, Don	91
HEYER, Shane	55
KOVACHIK, Brad	71
LAZAROWICH, Brad	86
MACH, Brian	78
McELMAN, Andy	90
MILLER, Steve	89
MORIN, Jean	97
MURPHY, Brian	93
MURRAY, Jonny	95
NANSEN, Derek	70
NELSON, Thor	80
NOWAK, Tim	77
*PANCICH, Bryan	94
PARÉ, Mark	79
RACICOT, Pierre	65
RODY, Vaughan	73
SCHACHTE, Dan	52
SEITZ, Lyle	61
SERICOLO, Anthony	84
SHARRERS, Jay	57
SHEWCHYK, Mark	92
WHEELER, Mark	56

* minor league official

2009-10 NHL Critical Dates



September

- 5 Opening Day of Rookie Camp
- 12 Opening Day of NHL Training Camps
- 14 Pre-season schedule begins
- 14 Kraft Hockeyville Game - NY Islanders vs. Vancouver Canucks (Terrace, B.C.)
- 28 Victoria Cup - Chicago Blackhawks vs. HC Davos (Zurich, Switzerland)
- 28 NHL Premiere Challenge (pre-season) Florida Panthers vs. Tappara Tampere (Tampere, Finland)
- 29 Victoria Cup - Chicago Blackhawks vs. Zurich Lions (Zurich, Switzerland)
- 29 NHL Premiere Challenge (pre-season) St. Louis Blues vs. Linköping (Linköping, Sweden)
- 30 NHL Premiere Challenge (pre-season) Detroit Red Wings vs. Farjestad (Karlstad, Sweden)
- 30 NHL Premiere Challenge (pre-season) Florida Panthers vs. Jokerit (Helsinki, Finland)
- 30 Opening Day Playing Rosters set (3:00 p.m. ET)

October

- 1 Hockey Fights Cancer Awareness Month
- 1 Opening Night - **92nd NHL Regular Season begins**
- 1 San Jose @ Colorado - Joe Sakic's number #19 retired
- 2 NY Rangers at Pittsburgh (Stanley Cup Banner raised)
- 2 NHL Premiere - Chicago Blackhawks vs. Florida Panthers (Helsinki, Finland)
- 2 NHL Premiere - Detroit Red Wings vs. St. Louis Blues (Stockholm, Sweden)
- 3 NHL Premiere - Chicago Blackhawks vs. Florida Panthers (Helsinki, Finland)
- 3 NHL Premiere - Detroit Red Wings vs. St. Louis Blues (Stockholm, Sweden)
- 3 All 30 teams in action
- 24 All 30 teams in action
- TBA Lester Patrick Award luncheon (New York, NY)

November

- 4-7 U20 4 Nations Cup
- 7 Hockey Hall of Fame Game (Detroit Red Wings at Toronto Maple Leafs)
- 8 Hockey Hall of Fame Legends Game (Canada vs. World)
- 9 Hockey Hall of Fame Induction Ceremony (Toronto, ON)
Inductees: Brett Hull, Brian Leetch, Luc Robitaille, Steve Yzerman (Player category);
Lou Lamoriello (Builder category)

December

- 1 Signing deadline for Group 2 free agents
- 19-27 Holiday Roster Freeze in effect. For all players on an NHL active roster, injured reserve, or players with non-roster and injured non-roster status as of midnight, local time, December 19, a roster freeze shall apply through midnight local time December 27, with respect to waivers, trades and loans, subject to the exceptions provided for in CBA Article 16.10.
- 24-25 No scheduled practices - dressing rooms closed
- 26 - Jan.5 IIHF World U20 Championship (Saskatoon & Regina, Canada)

January

- 1 2010 Bridgestone NHL Winter Classic - Philadelphia at Boston (Fenway Park, Boston)
- 17 NHL on NBC (game of the week coverage begins)
- 29-31 Hockey Weekend Across America (USA Hockey)
- 30 CBC's Hockey Day in Canada (Host: Stratford, ON)
- Montreal at Ottawa, Vancouver at Toronto, Edmonton at Calgary

February

- 1 Hockey is for Everyone Month
- 14 Last NHL games before Olympic break
- 15-23 2010 Winter Olympic Break: No scheduled practices - dressing rooms closed
- 16 Olympic Hockey tournament begins (Vancouver, Canada)
- 22 30th Anniversary of 'Miracle on Ice' game (1980)
- 26 Olympic Bronze medal game
- 28 Olympic Gold medal game

March

- 1 NHL Regular season resumes after Olympic break
- 3 Trade deadline (3:00 p.m. ET)

April

8-10	NCAA Frozen Four (Ford Field, Detroit)
11	Last day of 2009-2010 regular season
13-23	IIHF U18 World Championship (Mogilev & Bobruisk, Belarus)
14	Stanley Cup Playoffs begin

May

1-9	2010 Royal Bank Cup (Dauphin, MB)
7-23	IIHF World Championship (Mannheim & Gelsenkirchen, Germany)
14-23	2010 Mastercard Memorial Cup (Brandon, MB)
24-29	NHL Combine (Toronto, ON)

June

18	Last possible day for 2009 Stanley Cup Final
TBA	Deadline for first club-elected salary arbitration (later of June 15 or 48 hours after the conclusion of the Stanley Cup Final, 5:00 p.m. ET)
TBA	2010 NHL Awards (Las Vegas, Nevada)
TBA	NHL Entry Draft (Location: TBA)

July

1	Free Agency period begins
5	Deadline for player-elected salary arbitration notification (5:00 p.m. ET)
6	Deadline for club-elected salary arbitration notification (5:00 p.m. ET)
20 – Aug.4	Salary arbitration hearings held

August

6	Deadline for salary arbitration decisions to be rendered
---	--

NHL How To Figure



**** NOTE: No individual skater/goaltender statistics apply for the shootout**

Assist	An assist is awarded to the player or players (maximum of two) who touched the puck prior to the goal, provided no defender plays or possesses the puck in between.
Game Played	A player receives credit for playing in a game if: i) he steps on the ice during time played or; ii) serves any penalty.
Game-Winning Goal	After the final score has been determined, the goal which leaves the winning Club one goal ahead of its opponent is the game-winning goal (example: if Team A beats Team B 8-3, the player scoring the fourth goal for Team A receives credit for the game-winning goal).
Goal	A goal is awarded to the last player on the scoring Club to touch the puck prior to the puck entering the net.
Goals-Against Average	Multiply goals allowed (GA) by 60 and divide by minutes played (MINS).
Goaltender	A goaltender receives a "W" for a win in regulation, overtime or shootout; an "L" for a loss in regulation; or an "OT" for a loss in overtime or shootout.
Penalty-Killing Pct.	Subtract total number of power-play goals allowed from total number of shorthanded situations to get total number of power-plays killed. Divide the total number of power-plays killed by the total number of shorthanded situations.
Plus-Minus	A player receives a "plus" if he is on the ice when his Club scores an even-strength or shorthand goal. He receives a "minus" if he is on the ice for an even-strength or shorthand goal scored by the opposing Club. The difference in these numbers is considered the player's plus-minus statistic.
Power-Play Goal	<p>A goal scored by a Club while it has a manpower advantage due to an opponent's penalty. Following are some examples of what is and is not considered a power-play goal:</p> <ul style="list-style-type: none"> • if a Club has an advantage on a minor penalty starting at 2:02 of the period and it scores at 4:02, the goal is <i>not</i> a power-play goal. • if a Club scores on a delayed penalty, the goal is <i>not</i> a power-play goal. • if a Club has an advantage due to a five-minute major or match penalty, that Club is always credited with having one more advantage than the number of power-play goals it scores during that advantage, because the penalty does not expire. A new advantage begins after each power-play goal. For example, if Team A scores three goals during a major penalty, it is credited with four advantages. • if a Club is on a power-play for any length of time, it is considered to have had an advantage. • if a minor penalty is incurred by a Club on a power-play due to a major penalty, a new advantage is given to that Club when its minor penalty expires, provided the opponent's major penalty is still in effect.
Power-Play Percentage	Total number of power-play goals divided by total number of power-play opportunities.
Save Percentage	Subtract goals allowed (GA) from shots against (SA) to determine saves. Then divide saves by shots-against.
Shooting Percentage	Divide the number of goals scored by the number of shots taken.
Shorthand Goal	A goal scored by a Club while it is at a manpower disadvantage. The same cases apply for shorthand as for power-play goals, but in the opposite manner.
Shot on Goal	If a player shoots the puck with the intention of scoring and if that shot would have gone in the net had the goaltender not stopped it, the shot is recorded as a "shot on goal".
Shutout	If two goaltenders combine for a shutout, neither receives credit for the shutout. Instead it is recorded as a Club shutout.
Tenths of a Second	If a penalty or goal occurs in the last minute, the time is rounded off to the previous second (ex: if a penalty is called with 12.4 seconds left in a period, the time is indicated as 19:47 and not 19:48.)
Coaches Record	A coach receives a "W" for a win in regulation, overtime or shootout; an "L" for a loss in regulation; or an "OT" for a loss in overtime or shootout.



Order of Selection for 2010 Entry Draft

The NHL's annual Draft Drawing is a weighted lottery system to determine the order of selection for the first 14 picks of the 2010 Entry Draft.

The 14 teams that did not qualify for the Stanley Cup Playoffs, or clubs that acquired those clubs' 2010 first-round draft picks, participate in the Drawing.

The Club selected in the drawing may not move up more than four positions in the draft order, thus only the five Clubs with the fewest regular-season points have the opportunity to receive the first overall selection.

No Club can move down more than one position as a result of the Draft Drawing.

In the first round of the 2010 Entry Draft, the order of selection is as follows:

- a) The first 14 selections, as determined by the Draft Drawing (see above);
- b) Clubs eliminated in the first two rounds of the 2010 Stanley Cup Playoffs, regular-season division winners excluded, in inverse order of points;
- c) Regular-season division winning clubs eliminated in the first two rounds of the 2010 Stanley Cup Playoffs, in inverse order of points;
- d) Clubs eliminated in the 2010 Conference Finals, in inverse order of points;
- e) Stanley Cup finalist
- f) Stanley Cup champion

In the second and subsequent rounds the order of selection is as follows:

- a) Non-playoff clubs in inverse order of points;
- b) Clubs eliminated in the first two rounds of the 2010 Stanley Cup Playoffs, regular-season division winners excluded, in inverse order of points;
- c) Regular-season division winning clubs eliminated in the first two rounds of the 2010 Stanley Cup Playoffs, in inverse order of points;
- d) Clubs eliminated in the 2010 Conference Finals, in inverse order of points;
- e) Stanley Cup finalist
- f) Stanley Cup champion

Eligibility for Claim

- a) All Players age 18 or older are eligible for claim in the Entry Draft, except:
 - i. a Player on the Reserve List of a Club, other than as a try-out;
 - ii. a Player who has been claimed in two prior Entry Drafts;
 - iii. a Player who previously played in the League and became a Free Agent pursuant to this Agreement;
 - iv. a Player age 21 or older who: (A) has not been selected in a previous Entry Draft and (B) played hockey for at least one season in North America when he was age 18, 19, or 20 and shall be eligible to enter the League as an Unrestricted Free Agent pursuant to Article 10.1(d); and 18
 - v. a Player age 22 or older who has not been selected in a previous Entry Draft and shall be eligible to enter the League as an Unrestricted Free Agent pursuant to Article 10.1(d).

Unsigned Draft Choices

- a) A player aged 18 or 19 who was selected in the first three rounds of the Entry Draft and who was not signed by his NHL Club may not be retained by the Club and must be returned to his junior Club no later than the day prior to the opening of the NHL regular season.
- b) A player aged 18 or 19 who was selected in the fourth or subsequent rounds who has not been signed by his NHL Club may not be retained by his Club and must be returned to his junior Club no later than the fourth day prior to the opening of the NHL regular season.

Entry Level Players

1. Players 18 through 21 years of age when signing their first contract must remain in the entry-level system for a period of three years; players age 22 and 23 when signing their first contract are in the entry level system for two years; while those age 24 when signing their first contract are in the entry level system for

one year. Age is defined as the player's age on September 15 of the calendar year in which he signs the contract, regardless of his actual age on the date he signs such contract.

2. In the event that a signed 18 or 19-year-old player does not play a minimum of 10 NHL games (regular season and/or playoffs) in his first season under contract, the term of his player contract and his number of years in the entry level system will be extended for a period of one year. The exception to this is a 19-year-old player who turns 20 years of age between September 16 and December 31 in his first contract year.
3. In the event that a player signs his first contract at age 18 and has had his Player Contract extended for one season already, and such player does not play at least 10 NHL games (regular season and/or playoffs) in the second season under that player's Player Contract, then the term of his Player Contract and his number of years in the Entry Level System shall be extended for one additional year.

23-Man Roster

There may be a maximum of 23 players on each Club's playing roster at any one time from the commencement of the NHL regular season through the trade deadline. Prior to the start of the season, each Club must submit to the NHL its "Opening Day Playing Roster" which shall be comprised of not more than 23 players. Each Club must have a roster of at least 20 players, composed of 18 skaters and two goaltenders. Players on Injured Reserve do not count in the 23-Man Roster limit.

Injured Reserve List

In the event that a player is injured and a Club wishes to place him on the Injured Reserve List, the Club must follow these procedures.

1. A Club may place a player on the injured reserve list if such player is injured, disabled or ill and unable to perform his duties as a hockey player after having passed the Club's initial physical examination in that season.
2. A player who has an injury that renders him physically unable to play for a minimum of seven days after that date of the injury can be placed on the Club's Injured Reserve List. Once a player is placed on the injured reserve, the Club may replace said player on its NHL roster with another player. All determinations that a player has suffered an injury warranting injured reserve status must be made by the Club's medical staff and in accordance with the Club's medical standards.
3. A player placed on Injured Reserve is ineligible to compete in NHL games for a period of not less than seven days from the date of injury.
4. Players on Injured Reserve may attend Club meetings and meals, travel with the Club and participate in practice sessions.
5. Players on Injured Reserve are prohibited from appearing in games, participating in pre-game warm-ups with their Clubs, or dressing in game uniforms on game days.

Regular Season Waivers

For purposes of Regular Waivers and Re-Entry Waivers, the five (5) year exemption for an 18 year old skater and the four (4) year exemption for a 19 year old skater shall both be reduced to three (3) years commencing the first season that the 18 or 19 year old skater plays in eleven (11) NHL Games or more. The next two (2) seasons, regardless of whether the skater plays any NHL Games in either season, shall count as the second and third years toward satisfying the exemption. For purposes of Regular Waivers and Re-Entry Waivers, the six (6) year exemption for an 18 year old goalie and the five (5) year exemption for a 19 year old goalie shall both be reduced to four (4) years commencing the first season that the 18 or 19 year old goalie plays in eleven (11) NHL Games or more. The next three (3) seasons, regardless of whether the goalie plays any NHL Games in any of those three (3) seasons, shall count as the next three (3) years toward satisfying the exemption.

The first season in which a Player who is age 20 or older plays in one (1) or more Professional Games shall constitute the first year for calculating the number of years he is exempt from Regular Waivers and Re-Entry Waivers.

A Player 25 years old or older who plays in one (1) or more Professional Games in any season shall be exempt from Regular Waivers and Re-Entry Waivers for the remainder of that season.

Tie-Breaking Procedures

At the conclusion of the regular season, the standing of the teams in each Conference shall be determined in accordance with the following priorities in the order listed:

- a) First place in each of the three (3) divisions seeded 1, 2, and 3.
- b) The higher number of points earned by the Club.
- c) The greater number of games won by the Club.

- d) The higher number of points earned in games against each other among two (2) or more Clubs having equal standing under priority (b) and (c) **
- e) The greater differential between goals scored for and against by Clubs having equal standing under priority (d).

**** NOTE:** For the purpose of determining standing under priority (d) for two or more tied Clubs that have not played an even number of games with one or more of the other tied Clubs, the first game played in the city that has the extra game (the “odd game”) shall not be included. When more than two Clubs are tied, the percentage of available points earned in games among each other (and not including any “odd games”) shall be used to determine standing.

Hockey Operations Critical Dates

Sept. 27	18 and 19 year old unsigned draft choices claimed in fourth or subsequent rounds of the NHL Entry Draft and unclaimed unsigned players must be returned to their Junior clubs
Sept. 30	Opening Day Playing Rosters set (3:00 p.m. ET)
Sept. 30	18 and 19 year old unsigned draft choices claimed in the first three (3) rounds of the NHL Entry Draft must be returned to their Junior clubs
Dec. 1	Signing deadline for Group 2 free agents (5:00 p.m. ET)
Dec. 19-27	Holiday Roster Freeze in effect. For all players on an NHL active roster, injured reserve, or players with non-roster and injured non-roster status as of midnight, local time, December 19, a roster freeze shall apply through midnight local time December 27, with respect to waivers, trades and loans, subject to the exceptions provided for in CBA Article 16.10.
Dec. 24-25	No scheduled practices - dressing rooms closed
Feb. 15-23	Olympic Break - No scheduled practices or mandatory team events – dressing rooms closed
March 3	Trade deadline (3:00 p.m. ET)
June 1	Deadline for making Bona Fide Offers to prior year's NHL Entry Draft picks (5:00 p.m. ET)
TBA	Deadline for first club-elected salary arbitration (later of June 15 or 48 hours after the conclusion of the Stanley Cup Final, 5:00 p.m. ET)
July 1	Free Agency period begins
July 5	Deadline for player-elected salary arbitration (5:00 p.m. ET)
July 6	Deadline for club-elected salary arbitration (5:00 p.m. ET)
July 15	Qualifying offers expire automatically (5:00 pm. ET)
July 20 – Aug.4	Salary arbitration hearings held
Aug. 6	Deadline for salary arbitration decisions to be rendered

OFFICIAL 2009-10 EDMONTON OILERS SCHEDULE

SEPTEMBER	SUN	MON	TUES	WED	THURS	FRI	SAT
			1	2	3	4	5
	6	7	8	9	10	11	12
	13	14	15	16	17	18	19
			CGY 7:00 pm	NYI 7:30 pm		FLA 7:30 pm	VAN 8:00 pm
	20	21	22	23	24	25	26
				CGY 7:00 pm	TB 6:30 pm **Winnipeg		
	27	28	29	30			
	VAN 6:00 pm						

* Game to be played in Saskatoon
** Game to be played in Winnipeg

OCTOBER	SUN	MON	TUES	WED	THURS	FRI	SAT
					1	2	3
							CGY 8:00 pm
	4	5	6	7	8	9	10
			DAL 7:30 pm		CGY 7:30 pm		MTL 8:00 pm
	11	12	13	14	15	16	17
		NSH 6:00 pm		CHI 6:30 pm		MIN 7:00 pm	
	18	19	20	21	22	23	24
		VAN 7:00 pm			CBJ 7:30 pm		CGY 8:00 pm
	25	26	27	28	29	30	31
	VAN 8:00 pm		COL 7:30 pm		DET 7:30 pm		BOS 11:00 am

NOVEMBER	SUN	MON	TUES	WED	THURS	FRI	SAT
	1	2	3	4	5	6	7
		NYI 5:00 pm			NYR 7:30 pm		
	8	9	10	11	12	13	14
	COL 6:00 pm		OTT 5:30 pm	BUF 5:00 pm			
	15	16	17	18	19	20	21
	ATL 12:00 pm	CBJ 6:00 pm		COL 7:00 pm		CHI 8:00 pm	
	22	23	24	25	26	27	28
		PHO 7:00 pm		LA 7:30 pm		SJ 7:30 pm	VAN 8:00 pm
	29	30					

DECEMBER	SUN	MON	TUES	WED	THURS	FRI	SAT
			1	2	3	4	5
					DET 5:00 pm		DAL 12:00 pm
	6	7	8	9	10	11	12
		FLA 5:30 pm		TB 5:00 pm		STL 6:00 pm	
	13	14	15	16	17	18	19
			LA 7:30 pm		NSH 7:30 pm		WSH 8:00 pm
	20	21	22	23	24	25	26
		STL 7:00 pm		MIN 5:00 pm			VAN 8:00 pm
	27	28	29	30	31		
		CGY 7:00 pm		TOR 7:30 pm	CGY 7:00 pm		

JANUARY	SUN	MON	TUES	WED	THURS	FRI	SAT
						1	2
							SJ 8:00 pm
	3	4	5	6	7	8	9
			PHO 7:00 pm		CBJ 7:00 pm		
	10	11	12	13	14	15	16
			NSH 7:00 pm		PIT 7:30 pm		SJ 2:00 pm
	17	18	19	20	21	22	23
		COL 7:00 pm		VAN 8:00 pm		DAL 7:00 pm	
	24	25	26	27	28	29	30
			CHI 7:30 pm		STL 7:30 pm		CGY 8:00 pm
	31						

FEBRUARY	SUN	MON	TUES	WED	THURS	FRI	SAT
		1	2	3	4	5	6
		CAR 7:30 pm		PHI 7:30 pm	MIN 6:00 pm		COL 8:00 pm
	7	8	9	10	11	12	13
		PHO 7:30 pm		ANA 8:00 pm	LA 8:30 pm		
	14	15	16	17	18	19	20
		ANA 5:00 pm					
	21	22	23	24	25	26	27
	28						

MARCH	SUN	MON	TUES	WED	THURS	FRI	SAT
		1	2	3	4	5	6
			NSH 6:00 pm	CHI 6:30 pm		MIN 7:00 pm	
	7	8	9	10	11	12	13
		NJ 6:00 pm	OTT 7:30 pm		MTL 5:00 pm		TOR 5:00 pm
	14	15	16	17	18	19	20
		CBJ 5:00 pm	MIN 6:00 pm		DET 7:30 pm		
	21	22	23	24	25	26	27
		SJ 6:00 pm	VAN 7:00 pm		ANA 7:00 pm		
	28	29	30	31			
		STL 4:00 pm	DET 5:30 pm				

APRIL	SUN	MON	TUES	WED	THURS	FRI	SAT
					1	2	3
						DAL 8:00 pm	PHO 8:00 pm
	4	5	6	7	8	9	10
		MIN 7:30 pm		COL 7:30 pm			LA 2:00 pm
	11	12	13	14	15	16	17
		ANA 6:00 pm					
	18	19	20	21	22	23	24
	25	26	27	28	29	30	

ABBREVIATIONS

ANA - Anaheim	FLA - Florida	PHI - Philadelphia
ATL - Atlanta	LA - Los Angeles	PHO - Phoenix
BOS - Boston	MIN - Minnesota	PIT - Pittsburgh
BUF - Buffalo	MTL - Montreal	SJ - San Jose
CAR - Carolina	NSH - Nashville	STL - St. Louis
CBJ - Columbus	NJ - New Jersey	TB - Tampa Bay
CGY - Calgary	NYI - NY Islanders	TOR - Toronto
CHI - Chicago	NYR - NY Rangers	VAN - Vancouver
COL - Colorado	OTT - Ottawa	WSH - Washington
DAL - Dallas		
DET - Detroit		

Copyright (c) 2009 by the National Hockey League. All right reserved. Reproduction in whole or in part without permission of the National Hockey League is strictly prohibited. Publication of this schedule is permitted for the sole purpose of informing members of the public who wish to attend or view on television National Hockey League games. Any other publication or use of any portion of this schedule, including for the purpose of lottery or other form of gambling, whether such gambling is legal or illegal, is strictly prohibited.

-  PRE-SEASON AWAY GAME
-  PRE-SEASON HOME GAME
-  REGULAR SEASON AWAY GAME
-  REGULAR SEASON HOME GAME



Trusted by Canadians for over a century.



The **Rexall** family of pharmacies

Guardian

I.D.A.

PharmaPlus

Rexall

The Medicine Shoppe
PHARMACY

Visit www.rexall.ca for a location near you.



laundry detergent.

➤ Just one of the 1000s of useful petroleum-based products EnCana helps make possible.

As one of the most innovative and responsible natural gas and oil producers, EnCana provides energy for communities across North America.

Find out more at: www.encana.com



**IF 61 MPG DOESN'T CHARGE YOU UP,
ITS BATTERY WILL***

The **2010 Fusion**
+ HYBRID



**Our next-generation battery pack helps
Fusion Hybrid deliver 61 city mpg,**

making it the most fuel-efficient midsize sedan in Canada.* It also allows us to do other things better than the competition, like go 75 km/h in electric vehicle mode and travel more than 1200 kilometres on a single tank in the city at 4.6L/100km.†

OFFICIAL VEHICLE OF THE
EDMONTON OILERS.



Drive one.

* Midsize class per R.L. Polk & Co. / Intermediate per R.L. Polk Canada, Inc. Fuel consumption ratings based on Transport Canada approved test methods. Estimated fuel consumption ratings: 4.6 L/100km city and 5.4 L/100km hwy. Actual fuel consumption may vary based on road conditions, vehicle loading and driving habits. † Claim based on city driving. Vehicle shown with optional equipment. © 2009 Ford Motor Company of Canada, Limited. The Edmonton Oilers and associated logos are registered trademarks owned by Rexall Sports Corp. and are used under license. All rights reserved.