



TORONTO
MAPLE
LEAFS



2009~10 MEDIA GUIDE



SPiRiT  EVERYTHING



THIS SEASON PROUDLY
SPONSORED BY:

BMO 

TORONTO MAPLE LEAFS 2009-10 SCHEDULE

SUN	MON	TUE	WED	THU	FRI	SAT
OCT				1 MTL 7:00 CBC	2	3 WSH 7:00 CBC
4	5	6 OTT 7:00 TSN	7	8	9	10 PIT 7:00 CBC
11	12 NYR 7:00 RSN	13 COL 7:30 LTV	14	15	16	17 NYR 7:00 CBC
18	19	20	21	22	23	24 VAN 7:00 CBC
25	26 ANA 10:00 LTV	27	28 DAL 8:00 TSN	29	30 BUF 7:30 RSN	31 MTL 7:00 CBC
NOV						
1	2	3 TBL 7:30 RSN	4	5	6 CAR 7:00 LTV	7 DET 7:00 CBC
8	9	10 MIN 7:00 RSN	11	12	13 CHI 8:30 RSN	14 CGY 7:00 CBC
15	16	17 OTT 7:30 RSN	18	19 CAR 7:00 TSN	20	21 WSH 7:00 CBC
22	23 NYI 7:00 RSN	24	25 TBL 7:00 TSN	26	27 FLA 7:30 LTV	28
29	30 BUF 7:00 RSN					
DEC		1 MTL 7:30 TSN	2	3 CBJ 7:00 LTV	4	5 BOS 7:00 CBC
6	7 ATL 7:00 RSN	8	9 NYI 7:00 TSN	10 BOS 7:00 LTV	11	12 WSH 7:00 CBC
13	14 OTT 7:00 RSN	15	16 PHX 7:30 TSN	17	18 BUF 7:30 TSN	19 BOS 7:00 CBC
20	21 BUF 7:00 RSN	22	23 NYI 7:00 LTV	24	25	26 MTL 7:00 CBC
27 PIT 7:00 LTV	28	29	30 EDM 9:30 RSN	31		
JAN					1	2 CGY 7:00 CBC
3	4	5 FLA 7:00 RSN	6 PHI 7:00 TSN	7	8 BUF 7:30 RSN	9 PIT 7:00 CBC
10	11	12 CAR 7:00 RSN	13	14 PHI 7:00 TSN	15 WSH 7:00 TSN	16
17	18 NSH 8:00 RSN	19 ATL 7:00 LTV	20	21 TBL 7:00 TSN	22	23 FLA 7:00 CBC
24	25	26 LAK 7:00 RSN	27	28	29 NJD 7:00 TSN	30 VAN 7:00 CBC
31						
FEB		1	2 NJD 7:00 RSN	3	4	5 NJD 7:00 RSN
7	8 SJS 7:00 RSN	9	10	11	12 STL 8:00 LTV	13
14	15	16	17	18	19	20
21	22	23	24	25	26	27
28						
MAR		1	2 CAR 7:00 RSN	3	4 BOS 7:00 TSN	5
7 PHI 7:00 RSN	8	9 BOS 7:00 RSN	10	11 TBL 7:00 LTV	12	13 EDM 7:00 CBC
14 NYI 5:00 LTV	15	16 OTT 7:00 RSN	17	18 NJD 7:30 TSN	19	20 MTL 7:00 CBC
21	22	23 FLA 7:00 RSN	24	25 ATL 7:00 LTV	26	27 NYR 7:00 CBC
28 PIT 5:00 RSN	29	30 ATL 7:00 RSN	31			
APR				1 BUF 7:00 TSN	2	3 BOS 7:00 CBC
4	5	6 PHI 7:00 RSN	7 NYR 7:00 TSN	8	9	10 MTL 7:00 CBC
11	12	13	14	15	16	17
18	19	20	21	22	23	24

ALL START TIMES EASTERN

LTV - Leafs TV (13 games) TSN - The Sports Network (17 games)
CBC - (24 games) RSN - Rogers Sportsnet Ontario (28 games)

HOME GAMES

ROAD GAMES

ALL GAMES ARE BROADCAST ON AM 640 TORONTO RADIO

*Ted "Feeder" Kennedy
1925-2009*

*The Greatest Competitor in Hockey
- Conn Smythe*





CONTENTS

LEAFS MANAGEMENT

Leafs 2009-10 Schedule	IFC
Directory	2
Board of Directors	4
Lawrence M. Tanenbaum	5
Richard Peddie	6
Brian Burke	8
Ron Wilson	10
David Nonis/Dave Poulin	12
Jeff Jackson/Cliff Fletcher	13
Keith Acton/Tim Hunter	14
Rob Zettler/Francois Allaire	15
Corey Hirsch/Graeme Townshend	16
Jim Hughes/Dave Morrison	17
Wendel Clark/Darryl Sittler	18
Scouting Staff	19
MLSE Management Committee	20
Staff	21
Community Partnerships Staff	22
Leafs in the Community	23
Toronto Maple Leaf Alumni Association	28

THE PLAYERS

Francois Beauchemin	32
Jason Blake	34
Garnet Exelby	36
Jeff Finger	38
Jonas Frogren	40
Mikhail Grabovski	42
Jonas Gustavsson	44
Niklas Hagman	46
Tomas Kaberle	48
Phil Kessel	AA
Mike Komisarek	52
Nikolai Kulemin	54
Jamal Mayers	56
John Mitchell	58
Colton Orr	60
Alexei Ponikarovsky	62
Wayne Primeau	64
Luke Schenn	66
Matt Stajan	68
Lee Stempniak	70
Vesa Toskala	72
Mike Van Ryn	76
Ian White	78
Player Personnel	92
All-Time Draft Choices	94
Players In The System	98

2008-09 REVIEW

Game By Game Results	104
Player Game By Game Results	107
Regular Season Scoring	110
Player Transactions	111
Regular Season Records (Individual)	113
Regular Season Records (Club)	114
Miscellaneous Statistics	115
Last Time The Leafs	116
NHL Standings/Scoring Leaders	118

2008-09 OPPONENTS

Leafs vs NHL	122
NHL Club Directories	151

LEAFS HISTORY

Record Year-By-Year	154
Opening Night History	156
All-Time Home And Road Records	158
Leadership	159

All-Time Player Roster	160
All-Time Goaltender Roster	176
Goaltending Records	179
Individual Leaders By Year	182
All-Time Scoring Leaders	184
All-Time Statistics Leaders	185
Record Book 1927-2009	188
All-Time Hat Tricks	196
All-Time Penalty Shots	204
Regular Season Overtime History	206
Wins With 10 or More Goals	208
Largest Margins of Defeat (since 1981)	209
Leafs - NHL Awards	210
Leafs Postponed Games / New Year's Day Record	211
Leafs Team Streaks & Records	212
All-Time Player Transactions	214
This Date In History	221
Trophy Winners	224
All-Stars	226
All-Star Game Participation	228
Hall Of Fame	229

LEAFS PLAYOFF HISTORY

All-Time Playoff Game-By-Game Results	231
Playoff Record By Team	237
All-Time Playoff Player Roster	241
All-Time Playoff Goaltender Roster	248
Individual Leaders By Year	249
All-Time Playoff Shutouts	251
All-Time Playoff Scoring Leaders	252
All-Time Playoff Overtime Results	253
Playoff Record Book	255
Miscellaneous Playoff Statistics	262
Stanley Cup Winners	263
Statistics In Playoff Finals	265

MEDIA INFORMATION

Air Canada Centre	268
General Media Information	271
The Story Behind Leafs Honoured Numbers	272
Leafs All Time Sweater Numbers	274
History of the Maple Leafs Uniform	277
2009-10 NHL Hockey Operations	278
2009-10 NHL Directory	281
2009-10 Critical Dates	282
How to Figure	284
Medical Glossary	285

Editor-In-Chief: Pat Park

Editor: Craig Downey

Editorial Assistant: Aaron Gogishvili

Editorial Contributions by Rajani Kamath, Dave Rodgers,

John Iaboni, Mike Ferriman, Amanda Dwyer, Lindsay

Carter, Trevor Van Knotsenburg, Andrew Novis,

Derek Abraham, and Vision Graphics (MLSGE)

Published by the Toronto Maple Leaf Hockey Club

Graphic Design, Layout and Printing by

Spalding Creative Communications Inc.

Player Action Photos and Head Shots courtesy of Graig Abel

Photography, Dave Sanford and Getty Images

Staff Photos by Ron Turenne and Dennis Miles

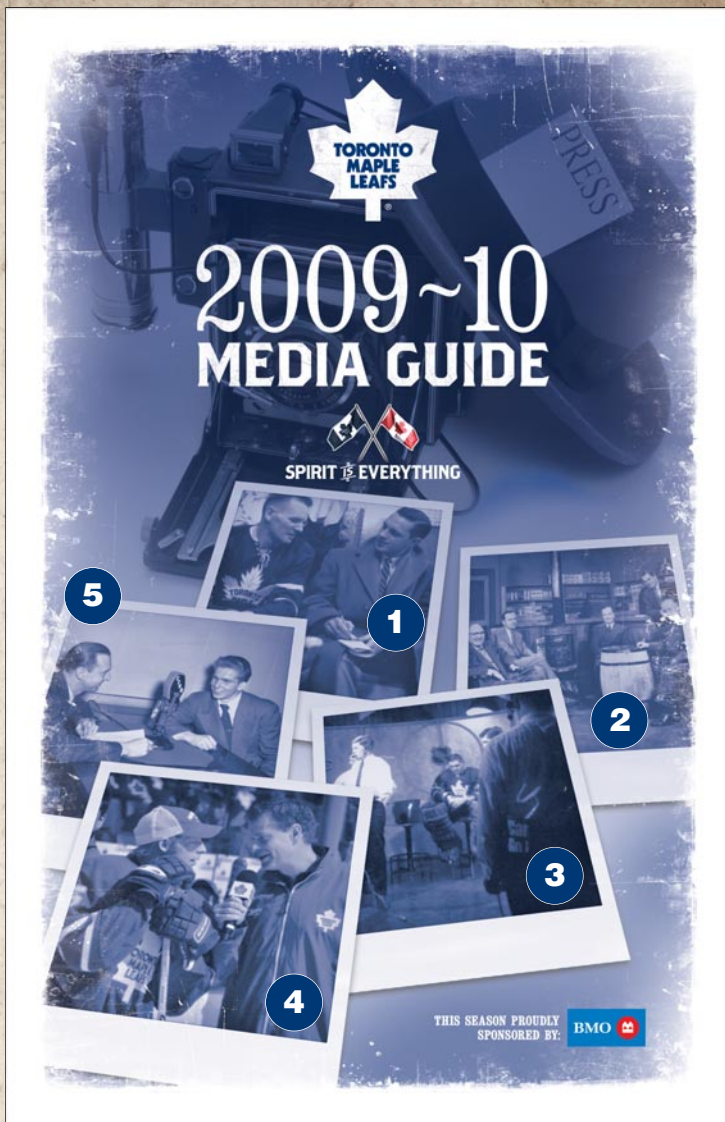
Archival Photos courtesy of the Hockey Hall of Fame
(Craig Campbell)

Special thanks to Bob Waterman



**SPALDING CREATIVE
COMMUNICATIONS INC.**

www.spaldingcreative.com
steve@spaldingcreative.com



ON THE COVER

1. Johnny Bower and Paul Dulmage of the Toronto Telegram
2. The Original Hot Stove League - Harold Cotton, Wes McKnight, Bobby Hewitson, Syl Apps, and Elmer Ferguson
3. Netminder Terry Sawchuk awaits his interview with Hockey Night In Canada's Ward Cornell
4. Jason Blake and Leafs TV's Paul Hendrick
5. CFRB's Wes McKnight with Stanley Cup hero Bill Barilko

MAPLE LEAF SPORTS & ENTERTAINMENT LTD.

50 Bay Street, Suite 500, Toronto, ON, M5J 2L2

Website: www.theaircanadacentre.com

Board of Directors

Lawrence M. Tanenbaum (Chairman of the Board), Erol Uzumeri, Glen Silvestri, Robert G. Bertram, Robert MacLellan, Dale H. Lastman, Richard Peddie

Maple Leaf Sports & Entertainment

Chairman, NHL Governor	Lawrence M. Tanenbaum
President, Chief Executive Officer and Alternate NHL Governor	Richard Peddie
Alternate NHL Governor	Erol Uzumeri
Alternate NHL Governor	Dale H. Lastman
Executive Vice-President, Chief Operating Officer	Tom Anselmi
Executive Vice-President, Chief Financial Officer and Business Development	Ian Clarke
Executive Vice-President, Venues and Entertainment	Bob Hunter
Senior Vice-President, General Counsel and Corporate Secretary	Robin Brudner
Senior Vice-President, People	Mardi Walker
Senior Vice-President, Broadcast and Content	Chris Hebb
Senior Vice-President, Corporate and Community Partnerships	Dave Hopkinson
Senior Vice-President, Finance	Kevin Nonomura
Senior Vice-President, Ticket Sales and Service	Beth Robertson
Vice-President, Live Entertainment	Patti-Anne Tarlton
Vice-President, Food & Beverage	Michael Doyle
President, General Manager and Alternate NHL Governor	Brian Burke
President, General Manager, Toronto Raptors	Bryan Colangelo

TORONTO MAPLE LEAF HOCKEY CLUB

Phone: (416) 815-5700 Fax: (416) 359-9331

Team Website: www.mapleleafs.com

Maple Leafs Management

President, General Manager and Alternate NHL Governor	Brian Burke
Senior Vice-President of Hockey Operations	David Nonis
Vice-President of Hockey Operations	Dave Poulin
Assistant General Manager and Director of Hockey Operations	Jeff Jackson
Senior Advisor	Cliff Fletcher
Head Coach	Ron Wilson
Assistant Coaches	Keith Acton, Tim Hunter, Rob Zettler
Goaltending Consultant	Francois Allaire
Goaltending Coach	Corey Hirsch
Skating Coach	Graeme Townshend
Director of Player Development	Jim Hughes
Director, Hockey and Scouting Administration	Reid Mitchell
Strength and Conditioning Coordinator	Anthony Belza
Manager, Team Services	Dave Griffiths
Video Analyst	Chris Dennis
Director of Amateur Scouting	Dave Morrison
Pro Scouts	Rob Cowie, Steve Kasper, Mike Penny, Tom Watt
Amateur Scouts	Scott Carter, Gary Harker, John Lilley, Garth Malarchuk, Frank Neal, Mike Palmateer, Allan Power, George Armstrong, Pierre Rioux, Dave Starman, Roy Stasiuk, John McGorrow
European Scouts	Thommie Bergman, Joe Gibbs, Peter Ihnacak, Nikolai Ladygin, Jari Gronstrand
Community Representatives	Wendel Clark, Darryl Sittler
Assistant to the General Manager's Office	Brad Lynn

Maple Leafs Medical and Training Staff

Head Athletic Therapist	Andy Playter
Athletic Therapist	Marty Dudgeon
Equipment Manager	Brian Papineau
Assistant Equipment Managers	Tom Blatchford, Bobby Hastings
Medical Director, Maple Leafs and Marlies	Dr. Noah Forman
Orthopedic Consultant	Dr. John Theodoropoulos
Team Dentists	Dr. Marvin Lean, Dr. Charles Goldberg

Maple Leafs Communications

Director, Media Relations	Pat Park
Coordinators, Media Relations	Craig Downey, Aaron Gogishvili
Director, Corporate Communications	Rajani Kamath
Executive Assistant	Laura Leite
Alumni Relations	Adam Jancelewicz
Head Audio Engineer	Courtney Ross
Team Photographer	Graig Abel

Maple Leafs Community Partnerships

Senior Director, Marketing	Shannon Hosford
Director, Community Partnerships	Lori Radke
Manager, Community Partnerships	Dave De Freitas
Manager, Grants and Partnerships	Nancy Hastings
Manager, Fundraising and Development	Alanna Rubino

DIRECTORY

Coordinators, Fundraising and Events.....	Eleanor McDonald, Jillian Svensson
Coordinator, 50/50 Programs	Shellie Thomas
Coordinator, Grants and Communications	Alicia Erz
Coordinator, Partnerships and Legacy Projects	Tanya Mruck
Coordinator, Community Partnerships.....	Jason Schwabe, Melanie Gerin-Lajoie, Kristina Flynn, Rebecca Davies
Administrative Assistant, Community Partnerships	Kristen McAdam
Coordinator, Hockey Development	Greg Schell
Coordinator, Basketball Development.....	Jama Mahlalela

Maple Leaf Game Presentation

Manager, Game Presentation	Mike Ferriman
Coordinators, Game Presentation	Shawna Kressler, Eamon McKay

Air Canada Centre


Senior Director and Associate General Counsel	Peter Miller
Senior Director, Information Technology	Sasha Puric
Senior Director, Executive Suite Services	Kristy Fletcher
Senior Director, Ticket Sales	Tom Pistore
Senior Director, Corporate Partnerships.....	Jeff Deline
Senior Director, Finance.....	Bob Karabatsos
Director, Project Development	Dan Arts
Director, Media Sales	Anthony Attard
Director, Culinary, Executive Chef.....	Robert Bartley
Director, Food and Beverage/Retail Finance	Alldrick Britto
Director, Security Services	Michael Burns
Director, Food and Beverage Quick Service.....	Peter Church
Director, Event Personnel	Brendan Costigan
Director, Labour Relations and Health and Safety	Les Fisher
Director, Ticketing	Donna Henderson
Director, Payroll	Randi Jakobsen
Director, Building Operations	Bryan Leslie
Director, Ticket Service	Tom McDonald
Director, Accounting	Joe Piruzza
Director, Event Operations and Production	Jim Steele
Director, Fan Loyalty	Caroline Wright

Television and Radio Broadcast Information

Senior Vice-President, Broadcast and Content.....	Chris Hebb
Senior Director, Broadcast and Networks	Liana Bristol
Director, Content and Networks General Manager.....	Frank Hayward
Director, Creative Production and Venue Services, Broadcast and Content	Dean Bender
Director, Business Development	Aaron Lafontaine
Director, Interactive Content and Production	John McCauley
Director, Broadcast Finance	Wayne Zronik
Director, Networks Development and Operations.....	Dale Taylor
Senior Producer, Networks-Broadcast and Content.....	Mark Askin
Game Broadcast Director	Jacques Primeau
Associate Producer, Broadcast.....	Chris Phillips
Executive Assistant.....	Pina Dell'Anno
Manager, Networks Production and Programming	Peter Papulkas
Managing Producer, Networks.....	Dan Hughes
Manager, Content and Broadcast Engineering	Drew Kikauka
Manager, Venue Operations	Dwayne Brown
Producer, Networks	Jamie Arnold, Scott Wallace
Producer, Reporter Networks	Lee Godfrey
Associate Producers, Networks	Amanda DaPonte, Rebecca Virgin, Chris McWade, Jeff Landicho
Supervisor, Operations and Facilities	Tom Domanski
Coordinator, Broadcast Resources	Tanya Dalla-Nora
Coordinator, Networks and Creative Service	Ashley Boland
Talent, Leafs TV	Joe Bowen, Paul Hendrick, Bob McGill, Greg Millen, Andi Petrillo, Adnan Virk
AM 640 Toronto Radio, Play-By-Play	Joe Bowen, Dennis Beyak (mid-week)
AM 640 Toronto Radio, Analyst	Jim Ralph
Television Play-By-Play	Joe Bowen (mid-week)
Television Analysts	Bob McGill, Greg Millen
Senior Writer.....	Mike Ulmer
Supervising Producer, Video and Social Content.....	Chris Clarke
Supervising Producer, Online Content	Mike Ball
Producer, Video and Social Content.....	Mike Brock, Akil Augustine
Producer, Interactive Content and Production.....	Matthew Iaboni, Jason Satur
Creative Producer, Interactive	JP Lopez
Content Producer, New Media.....	Asif Hossain

Team Information

Arena	Air Canada Centre
First Game - Air Canada Centre	February 20, 1999
Capacity	18,819
Team Colours.....	Blue and White




Lawrence M. Tanenbaum
Chairman of the Board




Erol Uzumeri



Glen Silvestri



Robert G. Bertram



Robert MacLellan




Dale H. Lastman



Richard Peddie

LAWRENCE M. TANENBAUM



LAWRENCE M. TANENBAUM
Chairman of the Board,
Maple Leaf Sports & Entertainment Ltd.

NHL Governor

Larry Tanenbaum was appointed Chairman of Maple Leaf Sports & Entertainment in July 2003. He also serves as Governor of the NHL for the Toronto Maple Leafs, of the NBA for the Toronto Raptors, and of Major League Soccer for Toronto FC. Toronto FC is the latest addition to the MLSE sports family, and began play in spring 2007 at the new 20,000 seat BMO Field located on the Exhibition grounds.

Mr. Tanenbaum has shown a long-standing interest in the sports and entertainment industry and was the primary force in bringing an NBA franchise to Toronto. In the early 1990's, Tanenbaum attempted to move established NBA clubs to Toronto and then, as head of the Palestra Group, he initiated the expansion process that opened the eyes of the NBA to Canada. Although he was unsuccessful in being awarded the initial expansion franchise, Tanenbaum established himself in NBA circles and the city as a legitimate NBA home.

In 1996, Mr. Tanenbaum acquired an interest in the Toronto Maple Leafs of the National Hockey League and Maple Leaf Gardens, Limited (now Maple Leaf Sports & Entertainment). With MLG's purchase of the Raptors and Air Canada Centre in February 1998, Tanenbaum fulfilled his goal of NBA and NHL ownership in Toronto under the same group.

In 2000, Mr. Tanenbaum was appointed to the Planning Committee of the NBA Board of Governors, a group that charts the course of future direction for the league. In addition to that prestigious posting, he also serves on an NBA task force comprised of players and Board members to further the league's community outreach efforts. Mr. Tanenbaum has recently been appointed to the Advisory/Finance Committee - the senior most committee of the NBA Board of Governors which considers and makes recommendations to the Board concerning a wide range of financial and league business matters.

Mr. Tanenbaum is currently Chairman and Chief Executive Officer of Kilmer Van Nostrand Co. Limited (KVN), having served as President & CEO from 1968 to 2000. Under his direction, Kilmer developed into a multi-faceted construction operation with operating divisions and subsidiaries covering road building and paving, ready-mix concrete, aggregates, heavy construction, trucking and pipe manufacturing. Through December 2000, Kilmer's road building, paving and aggregates operations were conducted through Kilmer's wholly owned subsidiary, The Warren Paving & Materials Group Limited. Mr. Tanenbaum served as Chairman of Warren, which was Canada's largest asphalt paving company. Warren's activities also included major commercial aggregates operations, liquid asphalt trading and distribution and road maintenance. In December 2000, Warren was merged into Lafarge Corporation, North America's largest diversified supplier of construction materials. As a result of this merger, Kilmer became a significant shareholder in Lafarge NA, and Mr. Tanenbaum served on the Board and chaired its Finance Committee until the 2006 buyout by Lafarge SA. Kilmer today manages infrastructure investments through Kilmer Brownfield Equity Fund LP, Quickload CEF Inc. and Host Kilmer Service Centres Inc.

Kilmer also has significant investment in various sports-related entities, including Insight Sports Ltd, which is a leading sports media company involved in the creation, production and broadcasting, on all platforms, of sports and related lifestyle content. Insight Sports holds equity positions in several Canadian specialty television services including The NHL Network and Score Media and owns and/or operates the World Fishing Network (WFN) and Game TV. In 2003, through Plaza Gaming and Entertainment, Kilmer invested in the charitable gaming industry in Canada. Through its operations in Ontario and BC, Plaza's facilities raise over \$20 million per year for local municipal charities.

In addition, Mr. Tanenbaum serves as Chairman of Kilmer Capital Partners, a private equity investment fund, which provides equity capital to small to mid-market companies, and is dedicated to building leading companies in partnership with management. Kilmer Capital's portfolio includes Unisync Group Ltd., Hydropool Industries Inc., McGregor Industries Inc., Algorithme Pharma Inc., Coalition and Tribal Sportswear.

Mr. Tanenbaum served as National Revenue Chair of the Liberal Party of Canada during Prime Minister Paul Martin's term of office. He currently serves as a member of the Ontario Investment and Trade Advisory Council, and recently served on the Independent Fiscal Review Panel of the City of Toronto and the Mayor's Economic Competitiveness Advisory Committee of the City of Toronto.

Mr. Tanenbaum's involvement in Community Associations includes the following: Vice-Chairman, Board of Directors, Mount Sinai Hospital - a tertiary care teaching hospital associated with the University of Toronto; Co-Chairman of the Research Committee for the Samuel Lunenfeld Research Institute; Member, Board of Directors, Neuroscience Canada; Member, University Council, Cornell University; Member, Advisory Board, Baycrest Centre for Geriatric Care; Member, Dean's Advisory Council, Schulich School of Business, York University; Member, National Board of The Canadian Council of Christians & Jews; Member, Board of Directors, Miller Thomson Foundation; Founding Member, Canadian Council for Israel and Jewish Advocacy (CIJA), and Co-Chair, Tomorrow Campaign for UJA Federation.

In recognition of his contributions in the areas of business, philanthropy, and volunteerism, Mr. Tanenbaum was appointed an Officer of the Order of Canada on October 25, 2007. The Order of Canada is the centrepiece of Canada's honors system and represents its highest civilian award.

Mr. Tanenbaum has a Bachelor of Science degree in Economics from Cornell University (1968).

RICHARD A. PEDDIE



RICHARD A. PEDDIE
President and CEO,
Maple Leaf Sports & Entertainment Ltd.

Alternate NHL Governor

For Richard Peddie the concept of a winning organization at Maple Leaf Sports & Entertainment (MLSE) reflects winning on the ice, on the court and on the pitch and being a winner off it as well. Peddie's company vision is clear-WIN. Accordingly, the company's core values are: Excite Every Fan, Inspire Our People, be Dedicated To Our Teams, and be Leaders In Our Community.

It is a personal practice of this vision and values that has enabled Peddie to continually place his mark on the North American professional sports and entertainment scene. In his 11th year as President and Chief Executive Officer of MLSE, Peddie oversees all business operations related to the Maple Leafs, Raptors, Toronto FC, Marlies, the operations of Air Canada Centre, the organization's three digital channels-Leafs TV, Raptors NBA TV and GOLTV-and the sports and entertainment development known as Maple Leaf Square. On July 1, 2003 he was appointed to the Board of Directors for MLSE.

Under his vibrant leadership the company continues to expand its growth with a dynamic vision for the future. In May 2006, the organization unveiled its newest sports team-Toronto FC. Toronto FC, the 13th team in Major League Soccer and the first outside the United States, has proven to be one of the most successful start-up teams in professional sports history. Since opening play in April 2007 in the new 20,000 seat BMO Field at Exhibition Place, Toronto FC has sold out every home game and established league standards in several areas of business operation. It was runner-up to the Boston Red Sox as Sports Business Journal's Professional Sports Franchise of the Year in 2007. Toronto hosted the 2008 Major League Soccer All-Star Game. Pivotal to growing soccer in Canada, BMO Field is operated by MLSE and a successful example of a private-public sector partnership between MLSE and the three levels of government. BMO Field's success has created economic growth for Exhibition Place and the City of Toronto. Its high-profile events outside of the Toronto FC games such as the 2008 Major League Soccer All-Star Game and the Real Madrid friendly match have generated an economic impact of \$33 million for Toronto.

MLSE launched its first venture into outside building operations in 2004 with an agreement to lease Toronto's Ricoh Coliseum as the home of the Marlies, the Leafs' AHL affiliate, and to manage operations and event planning for the facility. On April 19, 2005 the company announced a major expansion initiative with the development of a \$500 million Maple Leaf Square-a premier sports and entertainment destination to be located next to Air Canada Centre. The project includes a high-tech sports-themed restaurant, Hôtel Le Germain Maple Leaf Square, a 168-room boutique hotel, a 48,000-square-foot store Longo's grocery store, 872 condominiums, office space and a 170,000 square foot retail space anchored by a 9,000 square foot Leafs, Raptors, Marlies and Toronto FC store. Maple Leaf Square is presently under construction and scheduled for completion in 2010.

In 2009, MLSE unveiled two major building initiatives. An investment of \$48 million has created a newly revitalized and expanded Air Canada Centre. Air Canada Centre now boasts multiple entry points on its west side, additional retail areas, concessions stands and a high-definition broadcast studio all located on a multi-level spacious area known as the Atrium. The Maple Leafs and Marlies also opened their new practice and training facilities in the MasterCard Centre for Hockey Excellence, Toronto's first community arena built since 1982. The training and practice facilities will serve as a global model for excellence in sports and an epicenter for hockey in North America, where the next generation of athletes can develop.

In 2001, MLSE became the first North American sports franchise to unveil separate television channels dedicated to coverage of its hockey and basketball entities. The stations have witnessed substantial growth in programming and viewership. In 2009, MLSE acquired GOLTV Canada, a network dedicated to soccer, to complement its existing broadcast portfolio and to support its aspiration to grow soccer in Canada. Today, MLSE is the largest producer of live sports broadcasts in Canada. Developing new innovative digital platforms to deliver Leafs, Raptors, Marlies and FC content to fans is going to be one of MLSE's primary initiatives in the coming years.

Peddie was named president of the Raptors on November 22, 1996, but his first foray into professional team sports came in 1993 with the Palestra Group, a consortium of local businesses seeking to bring an NBA expansion franchise to Toronto. The group, headed by Larry Tanenbaum, current Chairman of the Board of MLSE, was unsuccessful in securing the rights to the franchise but did establish Toronto as a viable entry into the NBA marketplace. It showcased the city's overwhelming capability to support a new franchise in uncharted waters.

Immediately prior to joining the Raptors, Peddie was President and COO of NetStar Communications, formerly Labatt Communications, the parent company for The Sports Network (TSN), Le Réseau des sports (RDS), The Discovery Channel and Dome Productions. In July 1995, he was one of the key individuals in the management-led consortium that purchased the company.

In 1989, after 19 years in the packaged goods industry, Peddie accepted the post of president and chief executive officer of the Stadium Corporation of Ontario (SkyDome). During his five years at SkyDome, he helped to host more than 1,000 events and entertain more than 29 million guests. The facility was chosen Stadium of the Year four consecutive years by the Sports and Entertainment Industry and in 1992, Peddie was honoured as the North American Facility Manager of the Year.

Peddie began his business career with Colgate Palmolive in 1970 and moved to General Foods three years later. In the spring of 1983 he was promoted to the position of president of Hostess Foods. In 1985, he left to become the president and CEO of Pillsbury Canada, and during his tenure the company displayed record growth and was recognized as one of Canada's "100 Best Companies" by The Financial Post. Peddie received the Donald B. McCaskill Award for Marketing Excellence in Canada for his efforts with Pillsbury.

A native of Windsor, Ontario, Peddie graduated from the University of Windsor in 1970 and received an honorary doctorate from the institution in 2001. Peddie accepted an invitation to teach a bachelor of commerce course in strategic leadership to fourth year students at the University of Windsor in the fall of 2002. Peddie remains one of the University of Windsor's most philanthropic and active donors.



OFFICIAL AIRLINE OF THE TORONTO MAPLE LEAFS



AIR CANADA 



BRIAN BURKE
President and General Manager

Brian Burke was named the President and General Manager of the Toronto Maple Leafs on November 29, 2008. The 54-year-old Burke became the 13th General Manager in Maple Leafs history and brings over 20 years of National Hockey League experience in various roles to the franchise. Since taking over the Maple Leafs, the club finished the 2008-09 regular season with a record of 27-26-7. Burke added many key players to the Maple Leafs roster during the summer of 2009 including goaltender Jonas Gustavsson; defencemen Francois Beauchemin, Mike Komisarek, and Garnet Exelby; as well as forwards Rickard Wallin and Colton Orr.

Burke served as Executive Vice President and General Manager of the Anaheim Ducks from 2005 to 2008. In just over three seasons in Anaheim, Burke guided the Ducks to their first Stanley Cup (2007), first Pacific Division title (2007), and first-two 100+ point seasons (2006-07 & 2007-08). The Ducks also qualified for post-season contention in all three seasons, winning six-of-eight playoff series over that span.

Burke received two outstanding honours in the summer of 2008. On June 6, he was chosen by USA Hockey as General Manager of the 2010 U.S. Olympic Hockey Team, and was named a recipient of the 2008 Lester Patrick Award for outstanding service to hockey in the United States on August 7. Burke was also the General Manager for Team USA at the 2009 World Championships.


Burke was ranked No. 1 by The Hockey News in the magazine's Annual GM Rankings in March of 2008, and was a finalist for The Hockey News Executive of the Year in 2006. He was named the Sporting News Executive of the Year in 2001, and was a runner-up for the same award following the 2005-06 season.

Burke joined the Ducks after a six-year stint (1998-2004) as President and General Manager of the Vancouver Canucks where he revitalized the team and the community en route to consecutive 100+ point seasons and the 2004 Northwest Division title. Under Burke's leadership, the Canucks improved their point total in four consecutive years from 1999-2003.

Since the 2000-01 season, Burke's teams have qualified for the Stanley Cup playoffs seven times, playing in 13 total postseason series. In addition, those seven clubs recorded at least 90+ points, including four 100-point seasons.

Born in Providence, Rhode Island and raised in Edina, Minnesota, Burke was named the Vice President and Director of Hockey Operations by the Vancouver Canucks in June of 1987. Burke left Vancouver to serve as General Manager of the Hartford Whalers for one season in 1992, before joining the NHL front office as Senior Vice President and Director of Hockey Operations in September of 1993. Some of his duties with the NHL included acting as chief disciplinarian by ruling on violations for on-ice player conduct, and working closely with Commissioner Gary Bettman on league direction and collective bargaining matters.

After earning his Bachelor of Arts in History from Providence College in 1977, Burke signed with the Philadelphia Flyers prior to the 1977-78 season and won a Calder Cup Championship with the Flyers' American Hockey League affiliate the Maine Mariners. He then returned to school and graduated from Harvard Law in 1981. Burke practiced law in Boston for the next six years, representing professional hockey players until joining the Canucks in 1987. Brian resides with his wife Jennifer and has six children: Katie, Patrick, Brendan, Molly, Mairin and Gracie.



BRIAN BURKE'S RECORD AS A GENERAL MANAGER

Year	Team	Lge	Regular Season								Playoffs			
			G	W	L	T	OTL	PTS	%	G	W	L	%	
1992-93	Hartford	NHL	84	26	52	6	--	58	0.345	--	--	--		
	United States	WC	--	--	--	--	--	--						
1998-99	Vancouver	NHL	82	23	47	12	--	58	0.354	--	--	--		
1999-00	Vancouver	NHL	82	30	29	15	8	83	0.506	--	--	--		
2000-01	Vancouver	NHL	82	36	28	11	7	90	0.549	4	0	4	0.000	
2001-02	Vancouver	NHL	82	42	30	7	3	94	0.573	6	2	4	0.333	
2002-03	Vancouver	NHL	82	45	23	13	1	104	0.634	14	7	7	0.500	
2003-04 [^]	Vancouver	NHL	82	43	24	10	5	101	0.616	7	3	4	0.429	
2005-06	Anaheim	NHL	82	43	27	--	12	98	0.598	16	9	7	0.563	
2006-07 ^{**}	Anaheim	NHL	82	48	20	--	14	110	0.671	21	16	5	0.762	
2007-08	Anaheim	NHL	82	47	27	--	8	102	0.622	6	2	4	0.333	
2008-09	Anaheim	NHL	17	9	7	--	1	19	0.559	--	--	--		
	Toronto	NHL	60	27	26	--	7	61	0.565	--	--	--		
	United States	WC	9	4	3	0	2							
NHL TOTALS				899	419	340	74	66	978	0.544	74	39	35	0.527

[^]Division Champion

^{**}Won Stanley Cup



RON WILSON Head Coach

Ron Wilson was named the 27th head coach in Toronto Maple Leafs history on June 10, 2008. In his first season in Toronto, the Maple Leafs compiled a record of 34-35-13. Wilson earned his 550th career NHL win as a head coach on April 1, 2009 when Toronto defeated the Philadelphia Flyers 3-2. The 54-year-old currently sits second in all-time wins among active NHL coaches with 552. Wilson previously held NHL head coaching duties with Anaheim, Washington and San Jose.

Under Wilson's guidance the San Jose Sharks were the only NHL team to have won at least one playoff round in each season from 2003-04 to 2007-08. In his four full seasons behind the Sharks bench, the team advanced to the Western Conference Final for the first time ever in 2004, and reached the Conference Semifinals in 2006, 2007 and 2008. His Sharks teams garnered two Pacific Division championships (2004 and 2008); twice finished second in their division, and twice posted the second-best point total in the conference. Between 2003-04 and 2007-08, no team appeared in more Stanley Cup playoff rounds (nine) other than the Detroit Red Wings (10). Wilson's team had the third-most NHL playoff series victories (five) behind only Detroit (seven) and Anaheim (six) during that time.

With a record of 206-134-45 (W-L-O/T) Wilson surpassed Darryl Sutter as the Sharks' all-time wins leader on March 1, 2008. He is also the team's leader in post-season games coached with a 28-24 mark in 52 playoff games.

Wilson coached the Washington Capitals from 1997 until 2002 where he compiled a record of 192-167-51. His tenure in the United States' capital was highlighted by the team's only trip to the Stanley Cup Final in 1998.

Prior to spending five seasons with the Capitals, Wilson had served as the first head coach of the expansion Mighty Ducks of Anaheim in 1993, and he led the team to the post-season for the very first time in 1996-97.

In 13 NHL full seasons (minimum 82 games in a season) as head coach, Wilson's teams have reached the post-season eight times; won four division titles; won one playoff conference title; reached at least 90 points seven times; reached at least 100 points four times; reached at least 40 wins seven times; and reached 50 wins once (51 in 2006-07, which was a Sharks record).

Throughout his professional and amateur career, Wilson has enjoyed a long-standing relationship with USA Hockey. On April 6, 2009, Wilson was named USA Hockey's head coach for both the 2009 World Championships and the 2010 Olympics. Wilson has now coached the U.S. National team three times at the World Championships (1994, 1996 & 2009), advancing to the semifinals in each tournament. He also led Team USA to the gold medal in 1996 at the inaugural World Cup of Hockey and he coached the team again at the 2004 tournament. Wilson also served as head coach for Team USA at the 1998 Nagano Winter Olympics.

Wilson was a seventh-round selection of the Toronto Maple Leafs (132nd overall) in the 1975 NHL Amateur Draft. He made his NHL debut by playing in 13 games for Toronto in 1977-78, followed by 46 games in 1978-79 and five games in 1979-80. He recorded seven goals and 15 assists to go along with six penalty minutes in 64 total games with the blue and white. He recorded a goal and three assists in six career Maple Leafs playoff games. In 117 career NHL games as a player with Toronto and Minnesota, Wilson recorded 26 goals and 67 assists for 93 points.

Wilson is one of 15 individuals that have both played for the Maple Leafs and then went on to coach at least one game for the Original Six franchise.

Born in Windsor, Ontario, Ron is the son of Larry Wilson and the nephew of Johnny Wilson, both former players on Stanley Cup winning teams from Detroit.

Ron and his wife Maureen currently live in Toronto. They have two daughters Lauren and Kristen, and a granddaughter Riley.

RON WILSON

RON WILSON'S HEAD COACHING RECORD

Year	Team	Lge	Regular Season							Playoffs			
			G	W	L	T	OTL	PTS	%	G	W	L	%
1993-94	Anaheim	NHL	84	33	46	5	--	71	0.423	--	--	--	--
	United States	WC	8	4	4	0							
1994-95	Anaheim	NHL	48	16	27	5	--	37	0.385	--	--	--	--
1995-96	Anaheim	NHL	82	35	39	8	--	78	0.476	--	--	--	--
	United States	WCup	7	6	1	0							
	United States	WC	8	5	3	0							
1996-97	Anaheim	NHL	82	36	33	13	--	85	0.518	11	4	7	0.364
1997-98**	Washington	NHL	82	40	30	12	--	92	0.561	21	12	9	0.571
	United States	Oly	4	1	3	0							
1998-99	Washington	NHL	82	31	45	6	--	68	0.415	--	--	--	--
1999-00^	Washington	NHL	82	44	24	12	2	102	0.622	5	1	4	0.200
2000-01^	Washington	NHL	82	41	27	10	4	96	0.585	6	2	4	0.333
2001-02	Washington	NHL	82	36	33	11	2	85	0.518	--	--	--	--
2002-03	San Jose	NHL	57	19	25	7	6	51	0.447	--	--	--	--
2003-04^	San Jose	NHL	82	43	21	12	6	104	0.634	17	10	7	0.588
	United States	WCup	5	2	3	0							
2005-06	San Jose	NHL	82	44	27	0	11	99	0.604	11	6	5	0.545
2006-07	San Jose	NHL	82	51	26	0	5	107	0.652	11	6	5	0.545
2007-08^	San Jose	NHL	82	49	23	0	10	108	0.659	13	6	7	0.460
2008-09	Toronto	NHL	82	34	35	0	13	81	0.494	--	--	--	
	United States	WC		9	4	3	0	2					
NHL TOTALS			1173	552	461	101	59	1,264	0.539	95	47	48	0.490

^Division Champion

**Eastern Conference Playoff Champion





**DAVID
NONIS**

**Senior
Vice-President
of Hockey
Operations**

David Nonis was named the Toronto Maple Leafs' senior vice president of hockey operations on December 6, 2008. Nonis, 43, most recently was the Anaheim Ducks' senior advisor of hockey operations and held that position since June 20, 2008. In the previous four years he was the senior vice president and general manager of the Vancouver Canucks. He joined the Canucks in 1998 as senior vice president, director of hockey operations after serving four seasons as the National Hockey League's manager of hockey operations. With the NHL, Nonis helped craft the 1994 Collective Bargaining Agreement and worked with the league's arbitration team, assisting clubs in preparing for arbitration, researching salaries and interpreting contract language.

A native of Burnaby, British Columbia, Nonis played hockey for the University of Maine where he served as captain for two seasons, leading his team to back-to-back NCAA championship tournaments and graduating with a B.A. in 1988. He played one

season professionally in Denmark before returning to Maine in 1989 to serve on the coaching staff of his alma mater. He earned his M.B.A. from Maine in 1990 before joining the Vancouver Canucks staff that year working with corporate contracts, computer scouting and team services. Nonis became the Canucks' chief negotiator of player contracts and assumed responsibility for Vancouver's minor league affiliate agreement with the Manitoba Moose of the American Hockey League. He directed all areas of the Canucks' hockey operations department before being tapped as the ninth, and youngest-ever, general manager of the club May 6, 2004.



**DAVE
POULIN**

**Vice-President
of Hockey
Operations**

Dave Poulin was named the Toronto Maple Leafs vice-president of hockey operations on July 23, 2009. Poulin previously worked in a scouting capacity under Brian Burke while with Anaheim in 2006-07 and at the beginning of the 2008-09 season.

Poulin played in 724 career NHL games and he scored 205 goals and added 325 assists for 530 points. He originally signed as a free agent with the Philadelphia Flyers late in the 1982-83 season and then appeared in 16 games with the Maine Mariners of the American Hockey League (AHL). He joined the Flyers later that year and then went on to play the next 12 seasons in the NHL with the Flyers, Boston Bruins and Washington Capitals before retiring at the conclusion of the 1994-95 campaign.

The Timmins, Ontario native served as the captain during his time with all three NHL teams, was selected to the All-Star Game three times, and he played in the Stanley Cup Final on three occasions. He is a member of the Flyers Hall of Fame and he captured the 1986-87 Frank J. Selke Trophy ('top NHL defensive forward') and the King Clancy Memorial Trophy ('leadership qualities on and off the ice') in 1992-93.

Poulin, 50, played four seasons of college hockey and earned his B.B.A. at the University of Notre Dame from 1978 to 1982. Thirteen years later he returned as the head coach at his alma mater and led the team to its first NCAA tournament experience. After 10 seasons, he stepped down to take on the new challenge at Notre Dame as Assistant Athletic Director in a development capacity. After occupying the role for two years he joined Reilly Partners, an executive search firm located in Chicago, as a managing director and partner in 2007.



JEFF
JACKSON

**Assistant
General Manager
and Director
of Hockey
Operations**


Jeff Jackson joined the Toronto Maple Leafs organization on June 23, 2006 as the director of hockey administration. On August 24, 2007, Jackson was promoted to the position of assistant general manager and director of hockey operations. Prior to the 2008-09 season, Jackson was also named the general manager of the Toronto Marlies, the American Hockey League affiliate of the Maple Leafs.

Jackson's responsibilities with the Maple Leafs include collective bargaining related duties, contract negotiations, assisting in player personnel decisions and overseeing all salary arbitration, salary cap management and team operational matters. He also oversees the development and management of the Maple Leafs' operations budget and is responsible for all player personnel assignments with the Marlies.

Jackson, 44, was a second-round draft choice, 28th overall by the Maple Leafs, in the 1983 NHL Draft. The native of Dresden, Ontario played in 77 games for Toronto and recorded nine goals and 10 assists with 90 penalty minutes from 1984 to 1987. In 263 career NHL games spent with the Maple Leafs, Rangers, Nordiques and Blackhawks, he scored 38 goals and added 48 assists for 86 points. He retired from the NHL after playing in the Chicago Blackhawks organization in 1991-92.

Prior to joining the Maple Leafs front office, Jackson practiced with the law firm Heenan Blaikie LLP in Toronto. Serving as legal counsel, he acted for a number of companies, performers and athletes in the entertainment and sports industries negotiating sponsorship, licensing, production, publishing, rights acquisitions, distribution, marketing and advertising agreements on their behalf. He also represented a number of National Hockey League teams in preparation of salary arbitration cases.

Jeff and his wife Lara reside in Burlington, Ontario with children, Savanna, Liam, Owen and Luke.



CLIFF
FLETCHER

**Senior
Advisor**

Cliff Fletcher, who was inducted into the Hockey Hall of Fame in the Builder category in 2004, brings more than 50 years of experience to the Maple Leafs. He rejoined the Maple Leafs on January 22, 2008 as general manager. Fletcher became the hockey club's senior advisor upon the naming of Brian Burke as president and general manager of the Maple Leafs on November 29, 2008.

Fletcher took over an underachieving Maple Leafs franchise on July 1, 1991 as chief operating officer, president and general manager and presided over a turnaround that saw the team advance to the conference finals (1993 and 1994) for the first time since 1978. He was chosen "Man of the Year" and "Executive of the Year" in 1993 by The Hockey News. Fletcher and the team parted ways May 24, 1997.

A native of Montreal, Quebec, Fletcher was a scout with the Montreal Canadiens for 10 years beginning in 1956 under legendary Sam Pollock. He later became the general manager of the Verdun Blues junior hockey team. Fletcher served as a scout and assistant general manager with the St. Louis Blues from 1966-72 before being named general manager of the expansion Atlanta Flames in 1972.

Fletcher was the Flames' general manager in the team's first 19 years of existence. He oversaw the beginning of the Atlanta Flames franchise in 1972, and in 1980, he organized the transfer of the franchise to Calgary. In 11 seasons with Calgary, the team won two President's Trophies, two Campbell Conference crowns and two Smythe Division titles. In 1989, the Flames defeated the Canadiens to capture the Stanley Cup on Montreal Forum ice.

In 1999 Fletcher served as senior advisor to the general manager of the Tampa Bay Lightning for two seasons. He joined the Phoenix Coyotes in February 2001 as general manager and executive vice president, moving up to senior executive vice president of hockey operations the following year. He and the club's general manager were relieved of their duties in Phoenix in April 2007.

Fletcher's stature in hockey led to his place on the Hockey Hall of Fame's Selection Committee. He served seven seasons as one of the 18 members on the committee before stepping down in 2002-03.

Cliff and his wife Linda reside in Toronto



**KEITH
ACTON**

**Assistant
Coach**

Keith Acton is in his tenth season as an assistant coach with the Maple Leafs.

Acton, 51, was named an assistant coach on August 4, 2000 after he spent the previous two seasons as an assistant coach with the New York Rangers. Previously he was an assistant/associate coach with the Philadelphia Flyers from 1994 to 1998.

The Stouffville, Ontario native played 15 seasons in the National Hockey League prior to joining the coaching ranks. Acton played 1,023 NHL games, collecting 226 goals and 358 assists for 584 points with Montreal, Minnesota, Edmonton, Philadelphia Washington and the New York Islanders.

Acton played alongside Ron Wilson during four seasons with the Minnesota North Stars from 1984-1988.

As a member of the 1988 Edmonton Oilers, Acton was a part of the club that won the Stanley Cup. The centreman registered his best NHL season in 1981-82 as a member of the Montreal Canadiens notching career highs in goals (36), assists (52) and points (88).

Acton and his wife Susan reside in Stouffville. They have two daughters Brooke and Elisa, and two sons William and Robert.



**TIM
HUNTER**

**Assistant
Coach**

Tim Hunter enters his second season as an assistant coach with the Maple Leafs.

Hunter, 49, was named an assistant coach on July 22, 2008 after he spent the previous six seasons under the guidance of Ron Wilson with the San Jose Sharks. Prior to that, he served as an assistant head coach under Wilson with the Washington Capitals from 1997-02.

Hunter, along with Rob Zettler, became the first professional sports coaches to receive certification from the Positive Coaching Alliance, an organization dedicated to using sports as a character-building experience based in Stanford, California. He has attended several professional development seminars in coaching, communications, and computer technology. As well, he helped create and maintain a digital video system that the Sharks coaching staff utilized on a daily bases throughout the season.

The Calgary, Alberta native played 16 seasons in the NHL for Calgary, Quebec, Vancouver and San Jose. He won a Stanley Cup in 1989 when he was a member of the Calgary Flames. In 815 career NHL games, Hunter tallied 62 goals and 76 assists for 138 points, along with 3,124 penalty minutes. He ranks eighth in all-time career NHL penalty minutes.

He was originally selected by Cliff Fletcher and the Atlanta Flames, 54th overall in the 1979 NHL Entry Draft.



**ROB
ZETTLER**

**Assistant
Coach**

Rob Zettler enters his second season as an assistant coach with the Maple Leafs.

Zettler, 41, spent six seasons (2002-08) as an assistant coach with Ron Wilson's staff on the San Jose Sharks. He spent parts of the final three years of his career playing for Wilson and Tim Hunter in Washington, prior to joining the San Jose coaching staff.

In 2002, following his retirement, Zettler returned to San Jose as the Sharks radio hockey analyst. He also helped create the Sharks Alumni Association, in addition to assisting The Sharks Foundation and the team's Fan Development Department with its programs, clinics and events.

Zettler, along with Hunter, became the first professional sports coaches to receive certification from the Positive Coaching Alliance, an organization dedicated to using sports as a character-building experience based in Stanford, California. In the summer of 2007 he created Zettler Pro Hockey Camps, a week-long camp in South Lake Tahoe for youngsters ages 8-11.

The Sept. 11es, Quebec native played 14 seasons in the NHL for Minnesota, San Jose, Philadelphia, Toronto, Nashville and Washington prior to joining the coaching ranks. Zettler played 569 career NHL games collecting five goals, 65 assists for 70 points.

For three seasons, from 1995-96 to 1997-98, he played in 136 games for the Maple Leafs registering two goals and 20 assists for 22 points and 207 penalty minutes.



**FRANCOIS
ALLAIRE**

**Goaltending
Consultant**

Francois Allaire enters his first season as the Toronto Maple Leafs goaltending consultant. Allaire will work extensively with the goaltenders at all levels of the Maple Leafs' organization.

Allaire spent the past 13 seasons as Anaheim's goaltending consultant which included the 2007 Stanley Cup championship team. He worked with goaltender Jean-Sebastien Giguere who backstopped Anaheim in 2007 and won the Conn Smythe Trophy as the 2003 NHL Playoff MVP.

A three-time Stanley Cup champion, Allaire spent 12 seasons with the Montreal Canadiens organization prior to joining Anaheim. As the Canadiens' goaltending coach, he helped the club win the Stanley Cup in 1986 & 1993, working with goaltender Patrick Roy beginning in 1984-85 until 1995-96. During that period, Roy won two Conn Smythe Trophies, four William Jennings Trophies, three Vezina Trophies and was named to the NHL's end of season All-Star Team five times. Roy also appeared in six NHL All-Star Games during that time.

Allaire was also instrumental in developing the Montreal Canadiens young goalies, who won the Harry 'Hap' Holmes Trophy (AHL team with fewest goals against) on four occasions and the Baz Bastien Trophy (AHL's best goaltender) on three occasions.

A graduate of the University of Sherbrooke with a degree in physical education, he has also published four books on goaltending, pre-season physical preparation and sports psychology.

The 54-year-old Allaire resides in Boisbriand, Quebec.



**COREY
HIRSCH**

**Goaltending
Coach**

Corey Hirsch enters his second season as the goaltending coach for the Toronto Maple Leafs. Hirsch works with all goaltenders within the Maple Leafs organization.

Prior to joining the Maple Leafs, Hirsch was the goaltending consultant for Hockey Canada where he was a member of the coaching staff which won gold medals at the 2007 and 2008 World Junior Championships and the 2008 Under-18 World Championships.

During his playing career he appeared in 108 NHL games for the New York Rangers, Vancouver, Washington and Dallas, compiling a record of 34-45-14 with a goals against average of 3.12 and four shutouts. Hirsch was named to the NHL's All-Rookie Team in 1995-96.

Hirsch, 37, represented Canada on numerous occasions, playing in over 100 games internationally including the Olympics, the IIHF World Championships, three Deutschland Cups and two Spengler Cups. He was a member of Team Canada that won the silver medal at the 1994 Winter Olympics



**GRAEME
TOWNSHEND**

**Skating
Coach**

Graeme Townshend enters his second season with the Toronto Maple Leafs. Townshend, 43, works with players on both the Maple Leafs and the AHL's Toronto Marlies, as well as with the organization's drafted prospects in North America.

Prior to joining the Maple Leafs, Townshend spent four seasons with the San Jose Sharks as the team's skating coach under the guidance of Ron Wilson and his coaching staff.

Townshend's coaching experience also includes being the head coach of the Macon Whoopee in the Central Hockey League (1999-01) and the Greensboro Generals in the ECHL (2001-02).

Townshend, who was the first NHL player born in Jamaica, played 45 career NHL games (1989-94) for Boston, the New York Islanders and Ottawa collecting three goals and seven assists. Also during his playing career, Townshend was named Man of the Year in the International Hockey League in 1996 and the Western Professional Hockey League in 1999 for his strong leadership qualities on and off the ice, while making significant and noteworthy humanitarian contributions to his community.



**JIM
HUGHES**

**Director of
Player
Development**

Jim Hughes is entering his first season as director of player development for the Toronto Maple Leafs.

Hughes was an assistant coach with the Maple Leafs' AHL affiliate, the Toronto Marlies, from 2006-08. He was responsible for the AHL's number one ranked penalty kill in 2007-08. In 2008-09 he began the season as head coach of Minsk Dynamo of the KHL. Hughes left Minsk and rejoined the Marlies once again as an assistant coach on November 19, 2008.

Hughes, 42, was the head coach of the Manchester Monarchs during the 2005-06 campaign leading the team to a record of 43-30-3-4 and a third place finish in the Atlantic Division. He served as the Monarch's assistant coach for two seasons prior to 2005-06. Before his arrival in Manchester, Hughes spent two seasons as an assistant coach with the Boston Bruins. In his first year with the team (2001-02), the Bruins finished atop the NHL's Eastern Conference standings.

The Bronx, New York native joined the coaching ranks in 1992 as an assistant coach at Providence College. After two seasons with the Friars, he moved onto Rensselaer Polytechnic Institute (R.P.I.) as an assistant coach and helped lead the Engineers to the 1994-95 ECAC title. Following three seasons in private business, he returned to coaching and joined the International Hockey League's Orlando Solar Bears in 1999, and eventually won the Turner Cup championship in 2001.

As a player, Hughes played four seasons at Providence College (1985-89). In his senior season he served as team captain, was the Friars' Most Valuable Player, a Hockey East All-Star and the Providence College Male Athlete of the Year. Internationally he represented his country as a member of Team USA at the Spengler Cup in Davos, Switzerland and the Pravada Cup in Russia.



**DAVE
MORRISON**

**Director of
Amateur
Scouting**

Dave Morrison was named the director of amateur scouting for the Maple Leafs on June 23, 2006. He originally joined the organization as an amateur scout on September 10, 2004.

Morrison, 47, is responsible for supervising and directing all Maple Leafs amateur scouting activities for the Maple Leafs' scouting staff.

Morrison previously held the position of amateur scout with the Vancouver Canucks for parts of five seasons from 1999-2000 to 2003-04 covering eligible amateur players around the globe.

The native of Toronto, Ontario was originally selected by the Los Angeles Kings 34th overall in the 1980 NHL Draft and he played 39 career NHL games for Los Angeles and Vancouver collecting six points (three goals, three assists) with four penalty minutes. He also played 206 career American Hockey League games collecting 126 points (58 goals, 68 assists) with 141 penalty minutes.

After the 1984-85 season, Morrison spent the next 13 seasons playing hockey in Europe for teams such as Berlin and Kassel of the German Elite League as well as Manchester of the British Super League.

Morrison's playing experience also includes playing for Canada at two Spengler Cup Tournaments and the 1982 gold medal winning world junior national team.



WENDEL
CLARK

**Community
Representative**

Wendel Clark is one of the most beloved players in Toronto Maple Leafs history. On November 2, 2000, the former captain was named a community representative for the organization. Along with Darryl Sittler, Clark represents the hockey club in all areas of Marketing, Community Relations, and Alumni Relations.

The Maple Leafs celebrated Clark's career prior to their November 22, 2008 game against the Chicago Blackhawks by honouring him and raising a #17 banner at Air Canada Centre.

The native of Kelvington, Saskatchewan, was Toronto's first choice, first overall, in the 1985 Entry Draft. In 1985-86, Clark established a club scoring record for rookies by registering a team-high 34 goals. He was named to the NHL All-Rookie Team and was second in voting for the Calder Trophy. Clark was also selected to participate in the NHL All-Star Game in his first season. He ranks among the Leafs all-time leaders in points (15th, 441), goals (8th, 260), penalty minutes (3rd, 1535), playoff points (4th, 61) and playoff goals (1st, 34). Clark captained the Maple Leafs from 1991 to 1994 and set career highs in goals (46), assists (30) and points (76) during the 1993-94 season. He served three different stints with the Leafs.

In 793 career NHL regular season games spanning 15 seasons, Clark recorded 330 goals, 234 assists, 564 points and 1690 penalty minutes.

Wendel and his wife Denise have three children (Kylee, Kassidy and Kody) and reside year-round in King City, Ontario.



DARRYL
SITTLER

**Community
Representative**

Darryl Sittler is one of the greatest players to ever wear the Toronto Maple Leaf uniform. Sittler returned to the organization on August 8, 1991 and the former captain represents the organization in the areas of Marketing, Community Relations, and Alumni Relations.

The Maple Leafs honoured Sittler on February 8, 2003, by raising his #27 banner permanently at Air Canada Centre.

The former centreman was Toronto's first choice, eighth overall, in the 1970 Amateur Draft. In 844 games with Toronto he recorded 389 goals and 527 assists for 916 points. In 1977-78 he amassed career-highs in points (117), goals (45), assists (72) and penalty minutes (100) while playing in all 80 games.

The native of Kitchener, Ontario may well be remembered for two of the most historic performances in the history of the National Hockey League. On February 7, 1976, Sittler scored six goals and added four assists for an NHL record total of 10 points in a game versus the Boston Bruins at Maple Leaf Gardens. That spring, the team leader joined Maurice Richard in hockey history by recording five goals in one playoff game against the Philadelphia Flyers. Darryl's place among the sport's all-time greats came in 1989 with his induction into the Hockey Hall of Fame and in 1995-96, Darryl was voted by the fans as the centreman on the all-time Leafs team.

Darryl and his wife Luba reside in Toronto, Ontario.

LEAFS SCOUTING STAFF

19

THE MANAGEMENT



George Armstrong
Amateur Scout



Thommie Bergman
European Scout




Scott Carter
Amateur Scout



Rob Cowie
Pro Scout



Joe Gibbs
European Scout



Jari Gronstrand
European Scout



Gary Harker
Amateur Scout



Peter Ihnacak
European Scout



Steve Kasper
Pro Scout



Nikolai Ladygin
European Scout



John Lilley
Amateur Scout



Garth Malarchuk
Amateur Scout



John McMorro
Amateur Scout



Frank Neal
Amateur Scout



Mike Palmateer
Amateur Scout



Mike Penny
Pro Scout



Allan Power
Amateur Scout



Pierre Rioux
Amateur Scout



Dave Starman
Amateur Scout



Roy Stasiuk
Amateur Scout



Tom Watt
Pro Scout

MAPLE LEAF SPORTS & ENTERTAINMENT MANAGEMENT COMMITTEE



Tom Anselmi
Executive Vice-President
Chief Operating Officer



Robin Brudner
Sr. Vice-President
General Counsel &
Corporate Secretary



Brian Burke
President, General
Manager & Alternate
NHL Governor
Toronto Maple Leafs



Ian Clarke
Executive Vice-President
Chief Financial Officer &
Business Development



Bryan Colangelo
President &
General Manager
Toronto Raptors



Michael Doyle
Vice-President
Food & Beverage



Chris Hebb
Senior Vice-President
Broadcast & Content



Dave Hopkinson
Senior Vice-President
Corporate & Community
Partnerships



Bob Hunter
Executive Vice-
President Venues &
Entertainment



Kevin Nonomura
Senior
Vice-President
Finance



Richard Peddie
President,
Chief Executive Officer
& Alternate NHL
Governor



Beth Robertson
Senior Vice-President
Ticket Sales & Service



Patti-Anne Tarlton
Vice-President
Live Entertainment



Mardi Walker
Senior Vice-President
People

»» **WIN** ««

EXCITE EVERY **FAN**
INSPIRE OUR **PEOPLE**
DEDICATED TO OUR **TEAMS**
LEADERS IN OUR **COMMUNITY**



MAPLE LEAF SPORTS + ENTERTAINMENT

PASSION • PRIDE • PERFORMANCE

LEAFS HOCKEY STAFF



Anthony Belza
Strength &
Conditioning
Coordinator



Tom Blatchford
Assistant
Equipment
Manager



Chris Dennis
Video
Analyst



Craig Downey
Coordinator,
Media Relations



Marty Dudgeon
Athletic
Therapist



Mike Ferriman
Manager,
Game
Presentation



Aaron Gogishvili
Coordinator,
Media Relations



Dave Griffiths
Manager,
Team Services



Bobby Hastings
Assistant
Equipment
Manager



Rajani Kamath
Director,
Corporate
Communications



Shawna Kressler
Coordinator,
Game
Presentation



Laura Leite
Executive
Assistant,
Communications



Brad Lynn
Assistant to
the General
Manager's Office



Eamon McKay
Coordinator,
Game Operations



Reid Mitchell
Director, Hockey
& Scouting
Administration



Brian Papineau
Equipment
Manager



Pat Park
Director,
Media Relations



Andy Playter
Head Athletic
Therapist

COMMUNITY PARTNERSHIPS STAFF



Rebecca Davies
Coordinator,
Community
Partnerships



Dave De Freitas
Manager,
Community
Partnerships



Alicia Erz
Coordinator,
Grants &
Communications



Kristina Flynn
Coordinator,
Community
Partnerships



Melanie Gerin-Lajoie
Coordinator,
Community
Partnerships



Nancy Hastings
Manager,
Grants &
Partnerships



Shannon Hosford
Senior Director,
Marketing



Jama Mahlalela
Coordinator,
Basketball
Development



Kristen McAdam
Administrative
Assistant,
Community
Partnerships



Eleanor McDonald
Coordinator,
Fundraising
& Events



Tanya Mruck
Coordinator,
Partnerships &
Legacy Projects



Lori Radke
Director,
Community
Partnerships



Alanna Rubino
Manager,
Fundraising
& Development



Greg Schell
Coordinator,
Hockey
Development



Jason Schwabe
Coordinator,
Community
Partnerships



Jillian Svensson
Coordinator,
Fundraising
& Events

MASTERCARD CENTRE FOR HOCKEY EXCELLENCE

Opening in September 2009, the MasterCard Centre for Hockey Excellence, in partnership with the Toronto Maple Leafs, Toronto Marlies and Lakeshore Lions Club is the first community ice facility to be built in the Toronto-area in the last 25 years. It also serves as the Maple Leafs and Marlies practice facility and will be home to the Toronto Maple Leafs Hockey School.

The state-of-the-art team practice and community facility includes four ice pads – three NHL-size and one Olympic-size – a spectator area that can seat up to 1,000 fans, and close to 30,000 square feet of Leafs and Marlies dressing room and training space. The Leafs and Marlies have invested \$5.5 million on their dedicated space, which houses the finest technology, exercise facilities, a medical room to support diagnosis and treatment; and a physiotherapy room that supports rehabilitation and recovery.

The Leafs and Marlies Practice Facility will become synonymous with hockey development and aspires to be a successful NHL global model, an intelligence centre that sets the standard for training and high performance in hockey worldwide.

The MasterCard Centre for Hockey Excellence will serve as a great community asset that makes hockey accessible to the public. The Leafs will also use the arena to run hockey development clinics and programs including Toronto Maple Leafs Hockey School, taking their outreach efforts to new levels by bringing hockey to Ontario's youth.

Hockey Canada's Ontario Regional Office and the Hockey Hall of Fame's Resource Centre and Archives will also be tenants in the new facility.



LEAFS IN THE COMMUNITY



MAPLE LEAF SQUARE

MAPLE LEAF SQUARE

In April 2005, Maple Leaf Sports & Entertainment (MLSE) unveiled plans for Maple Leaf Square, a new sports and entertainment destination which will be adjacent to Air Canada Centre's west side. Jointly owned by MLSE, Cadillac

Fairview and Lanterra Developments, the \$500 million development will become the premier pre-and post-game sports and entertainment destination. Linked to Air Canada Centre by an enclosed glass bridge, Maple Leaf Square will have restaurants – including a high-tech sports restaurant and bar – a Le Germain boutique hotel known as Hotel Le Germain Maple Leaf Square, a 48,000 square foot Longo's grocery store, extensive retail shopping anchored by a 9,000 square foot Leafs, Raptors, Toronto FC and Marlies store, public square and a residential component for fans to enjoy, creating a larger significant stage that will attract major sports and world events to Toronto. Maple Leaf Square will have a direct underground link to public transportation and the city's PATH system. This highly anticipated project supports the waterfront and railroad lands revitalization. Construction began in 2006 with project completion scheduled for 2010.



LEAFS TV

OFFICIAL STATION, LEAFS NATION

LEAFS TV

Leafs TV feeds the insatiable appetite of Leafs fans as the only network exclusively dedicated to their team. Thirteen regular season Maple Leafs games broadcast in High Definition highlight the schedule this season, along with six of the club's preseason matchups. Leafs TV also provides viewers the best pre-and post-game shows in the business for each and every game as well as coverage of the team's AHL affiliate, the Toronto Marlies, the Central Collegiate Hockey Association, classic Leafs games and much more.



MAPLELEAFS.COM

MAPLELEAFS.COM

Mapleleafs.com is your single stop for all news about the Toronto Maple Leafs. Enhancements in broadband video means mapleleafs.com will deliver even more video reports about everything in and around the Maple Leafs.

Standings and statistics, feature stories, schedules, highlights, interviews, Leafs TV video as well as information on all the Leafs' prospects highlight the site's content.

Voice of the Leafs Joe Bowen, senior writer Mike Ulmer and Leafs TV's Adnan Virk contribute regular blogs to the site.

Fans of the Maple Leafs can log on to LeafSpace.com and start posting their blogs, photos and videos. It is the online community of Leafs Nation.

If it's worth knowing and it's about the Blue and White, you can find it on www.mapleleafs.com.



MAPLE LEAF SPORTS + ENTERTAINMENT

TEAM UP

TEAM UP

At Maple Leaf Sports & Entertainment, we help kids in our community by giving them opportunities to learn and play. Through our community outreach, development and charitable initiatives, we BUILD, TEACH, GROW and GIVE.

BUILD

MLSE is committed to improving the community through rink, court and field refurbishments.

Rink Refurbishments

Maple Leaf Sports & Entertainment has committed \$2.3 million over the next five years to refurbish and renovate city-owned hockey rinks in Toronto. The Leafs are scheduled to refurbish Ramsden Rink and Oriole Arena this fall, with High Park rink, Regent Park South rink, Downsview Arena and Mimico Arena already completed during the 2008-09 season.



TEACH

MLSE is committed to bringing educational programs into schools within our community.



Leafs @ School

Leafs @ School is a unique educational initiative that uses hockey to teach students in Grades 4 to 6 subjects including math, language and physical fitness. During the Leafs 2008-09 season, the program reached more than 1,200 schools. Through this program, students are also given the opportunity to attend **Celebration of Learning** at Air Canada Centre, where they get a chance to watch a Maple Leafs practice.

GROW

In partnership with Hockey Canada, Canada Basketball and the Canadian Soccer Association, MLSE is committed to growing participation in sports within our community.

Toronto Maple Leafs Hockey School

For two weeks in July, 188 young hockey players had the chance to experience the ultimate summer camp at the Toronto Maple Leafs Hockey School presented by Rogers. The kids had the chance to skate with past, present and future Leaf greats such as Luke Schenn, Johnny Bower, Wendel Clark and Nazim Kadri. They also participated in off-ice drills, and had the opportunity to work with youth development staff from not only the Toronto Maple Leafs, but the Toronto Raptors, Toronto FC and the Toronto Marlies. For more information on next summer's Leafs Hockey School and other Hockey Development programs, visit www.mapleleafs.com.





Toronto Maple Leafs Clinic Series

The Toronto Maple Leafs Clinic Series is back for a second season! The Clinic Series offers young athletes the unique opportunity to be taught by Leafs players, coaches and hockey development staff during one-day training sessions.

Whether it's Forward Play, Defensive Play, Shooting + Goaltending or Girls-Only Sessions, there's something for every player. Participants will take part in on-ice training sessions focusing on skills specific to their position, off-ice seminars, off-ice training sessions and more.

Join Luke Schenn, Jason Blake, Vesa Toskala and Cassie Campbell on-ice as they help teach the fundamentals of position-specific training during their respective sessions.

From learning new skills to perfecting existing ones, sessions are open to players ages 9-14. For clinic dates and info, visit Leafs Hockey Development at www.mapleleafs.com.

TORONTO MAPLE LEAFS TRAINING CAMP CLINICS

Toronto Maple Leafs Training Camp Clinics are geared towards boys and girls that are striving for excellence on the ice. This one-day clinic features mid to high intensity explosive power skating and individual hockey skill development during the Maple Leafs 2009-10 Training Camp.

For more information on Leafs Hockey Development programs visit www.mapleleafs.com/hockeydevelopment today.



ESSO GAME DAY SKATE

Calling all Minor Hockey Teams! Don't miss your team's chance to join the Leafs for a game day practice at the Air Canada Centre as they prepare for battle that night! Register your team online before the Early Bird Deadline and be entered in a draw for a chance to win The Ultimate On-Ice Experience! Admission to Esso Game Day Skate is free of charge. Space is limited. To register your team today visit www.mapleleafs.com/hockeydevelopment.

Coaches Helping Coaches

The Coaches Helping Coaches program presented by Tim Hortons gives coaches the opportunity to spend a day with the Toronto Maple Leafs and watch a Leafs practice at Air Canada Centre. After practice, they participate in a Hockey Hot Stove forum, where they get the chance to increase their knowledge of the game from special guests, who, in the past, have included Wendel Clark, Ron Wilson and Ken Dryden.

Hockey in the Neighbourhood

The Toronto Maple Leafs program, Hockey in the Neighbourhood presented by Tim Hortons, takes place at indoor and outdoor rinks across the city and gives inner-city children the opportunity to play and learn hockey in a fun environment.

GIVE

MLSE gives back to the community by providing grants and scholarships that support at-risk kids and youth.

Visit to Hospital for Sick Children

The Toronto Maple Leafs make a special visit to the Hospital for Sick Children during the holiday season. Players and coaches take the time to tour the hospital wards to pose for photos, sign autographs, give gifts, share stories and put smiles on the faces of the young patients.

50/50 Draw

The 50/50 jackpots continued to grow last season with a total of \$615,000 in ticket sales! Our record jackpot was just under \$10K! This season, Special Olympics Ontario and the Leafs Dreams Arts Scholarship Program, in collaboration with the Ontario Arts Foundation, will continue to benefit from the Leafs 50/50 Program. Be sure to purchase your 50/50 tickets at every Leafs home game.

Awareness Nights

During the season, the Toronto Maple Leafs host awareness nights to highlight community and charitable partners.

This season's Awareness Nights are as follows:

- Sunday, September 27th vs Buffalo BOOST Awareness Night
- Saturday, October 10th vs Pittsburgh Pink Ribbon Night
- Monday, December 7th vs Atlanta Team Up Foundation Night
- Saturday, December 26th vs Montreal Hockey Canada Night
- Saturday January 30 vs. Vancouver Troops Night
- Thursday, April 1st vs Buffalo Autism Awareness Night



Fundraising Events

You can support MLSE TEAM UP Charitable initiatives by attending one of many Toronto Maple Leafs fundraising events:

- November Have A Heart Dinner
- December Toronto Maple Leafs Skills Competition
- February Toronto Maple Leafs Skate for Easter Seals Kids
- June Toronto Maple Leafs Alumni Golf Classic



Employee Engagement

TEAM UP is MLSE's employee volunteer program that is committed to community leadership and giving back. The program has already become a resounding success with MLSE's 500 employees volunteering their time.

Hard Hats for Hockey

The largest Team Up initiative of the year, Hard Hats for Hockey, gave employees the chance to participate in the refurbishment of various hockey rinks around Toronto. The April build at Downsview Arena gave 80 employees the chance to participate in the construction of a minor hockey training room, installation of matting and painting of the dressing rooms. A second build occurred in June, with more builds planned for Fall 2009. MLSE will contribute more than 4,000 hours to Hard Hats for Hockey.



TORONTO MAPLE LEAFS ALUMNI ASSOCIATION



Mark Osborne

Mark Osborne is the President of the Toronto Maple Leaf Alumni Association, recently assuming this role in the spring of 2009. Osborne is also an Ontario Rep for Hockey Ministries International (HMI) which provides spiritual leadership in the game in over 22 leagues across North America, including the NHL and AHL.

After being drafted 46th overall by Detroit in 1980, Mark became a Maple Leaf in 1987 where he spent five-and-a-half seasons with the blue and white, playing in 426 games. With line mates Bill Berg and Peter Zezel, he would help the Leafs reach the Conference Finals in two consecutive seasons: 1993 and 1994. Born in Toronto, Mark played his junior career with the Niagara Falls Flyers of the OHL.

After retiring from hockey in 1998, Mark continued his career in the game working as the Director of Hockey Operations and Head Coach for the Toronto St. Michael's Majors (1998-2000) and as the Assistant General Manager of the Mississauga Ice Dogs (2002-2003) both of the Ontario Hockey League.

For the last number of years, Mark has worked as a Hockey Analyst on both The Score Television Network, and Leafs TV. He resides in Etobicoke with his wife Madolyn and their two children, Abigail and Eliza.



TORONTO MAPLE LEAFS ALUMNI ASSOCIATION



TORONTO MAPLE LEAFS ALUMNI

Founded in 1995 by Red Kelly, Allan Stanley, Eddie Shack and Frank Mahovlich, the Toronto Maple Leafs Alumni (TMLA), is the largest association of its kind in the NHL with over 190 members. From its first sitting president, Billy Harris, to current head, Mark Osborne, the TMLA is dedicated to creating and maintaining ties between current and past players in an effort to promote wellness and participation in the community.

In its 14th year of existence, it has expanded its participation to include a variety of team events including the Easter Seals Skate, Leafs Open Practice, Fans First Ball Hockey, School Visits, and Hockey Schools. This is in addition to numerous charity hockey games, golf tournaments, autograph signings, dinners, and other special functions.

Many charitable organizations benefit from the dedicated efforts of the TMLA, including the Leafs Fund, Camp Maple Leaf, and most recently the Family Fund of the Canadian Armed Forces. Their commitment to the Family Fund was highlighted when several of the Leafs Alumni accompanied the Stanley Cup to Kandahar, Afghanistan to help support Canadian Troops in each of the past three seasons.

BOARD OF DIRECTORS

Mark Osborne—President
Mike Pelyk—Past President
Jim Dorey
Greg Hotham
Jeff Jackson
Kevin Maguire

Pat Boutette—Vice President
Dan Daoust
Stew Gavin
Peter Ing
Gary Leeman
Rod Seiling

BAYCREST INTERNATIONAL PRO-AM HOCKEY TOURNAMENT

Entering its fifth year the Baycrest International Pro-AM Hockey Tournament in association with the Maple Leafs and NHL Alumni has raised over three million dollars for Alzheimer's research and education. With more than 55 teams and 40 Leafs alumni, it is one of the largest charity hockey games in North America.

LEAFS ALUMNI GOLF

From the rink to the links, the Leafs Alumni host their Leafs Alumni Annual Golf Classic to raise funds for the Leafs Fund and Camp Maple Leaf.

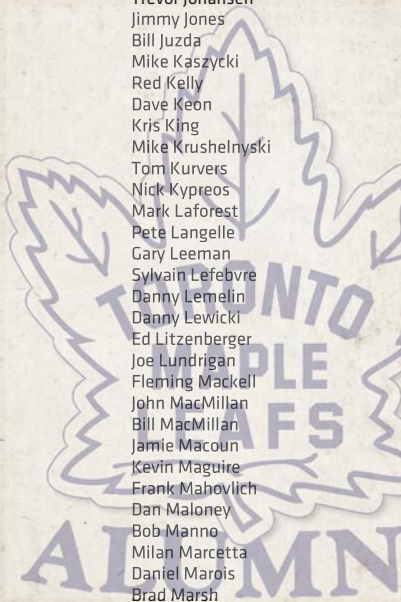


TORONTO MAPLE LEAFS ALUMNI ASSOCIATION

Gary Aldcorn
 Claire Alexander
 John Anderson
 Glenn Anderson
 Dave Andreychuk
 Al Arbour
 George Armstrong
 Andy Bathgate
 Bob Baun
 Bill Berg
 Tim Bernhardt
 Allan Bester
 Fred Boimistuck
 Nikolai Borschevsky
 Laurie Boschman
 Bruce Boudreau
 Pat Boutette
 Johnny Bower
 Dave Burrows
 Jerry Butler
 Wayne Carleton
 Randy Carlyle
 Ed Chadwick
 Terry Clancy
 Wendel Clark
 Gary Collins
 Brian Conacher
 Russ Courtnall
 Jiri Crha
 Brian Cullen
 Barry Cullen
 Dan Daoust
 Lucien DeBlois
 Dale DeGray
 Bill Derlago
 Jim Dorey
 Dick Duff
 Denis Dupere
 Mike Eastwood
 Tim Ecclestone
 Gary Edmundson
 Dave Ellet
 Ron Ellis
 Aut Erickson
 Dave Farrish
 Doug Favell
 Tom Fergus
 Tom Fitzgerald
 Fern Flaman
 Mike Foligno
 Lou Franceschetti
 Mike Gartner
 Stew Gavin
 Todd Gill
 Doug Gilmour
 Gaston Gingras
 Brian Glennie
 John Grisdale
 Paul Harrison
 Jim Harrison


Bob Hassard
 Glenn Healy
 Paul Henderson
 Pat Hickey
 Paul Higgins
 Larry Hillman
 Greg Hotham
 Ron Hurst
 Dave Hutchison
 Al Iafate
 Peter Ihnacak
 Peter Ing
 Jeff Jackson
 Gerry James
 Larry Jeffrey
 Trevor Johansen
 Jimmy Jones
 Bill Juzda
 Mike Kaszycki
 Red Kelly
 Dave Keon
 Kris King
 Mike Krushelnyski
 Tom Kurvers
 Nick Kypreos
 Mark Laforest
 Pete Langelle
 Gary Leeman
 Sylvain Lefebvre
 Danny Lemelin
 Danny Lewicki
 Ed Litzenberger
 Joe Lundrigan
 Fleming Mackell
 John MacMillan
 Bill MacMillan
 Jamie Macoun
 Kevin Maguire
 Frank Mahovlich
 Dan Maloney
 Bob Manno
 Milan Marcetta
 Daniel Marois
 Brad Marsh
 Matt Martin
 Terry Martin
 John McCormack
 Lanny McDonald
 Bob McGill
 John McIntyre
 Larry McIntyre
 Walt McKechnie
 Jim McKenny
 Dave McLlwain
 Howie Meeker
 Berry Melrose
 Don Metz
 Rudy Migay
 Dmitri Mironov
 Garry Monahan

Elwin Morris
 Jim Morrison
 Gus Mortson
 Kirk Muller
 Bob Neely
 Bob Nevin
 Gary Nylund
 Murray Oliver
 Bert Olmstead
 Mark Osborne
 Wilf Paiement
 Mike Palmateer
 Jim Pappin
 Rob Pearson
 Mike Pelyk
 Pierre Pilote
 Felix Potvin
 Noel Price
 Marcel Pronovost
 Bob Pulford
 Joel Quenneville
 Rob Ramage
 Marc Reaume
 Dave Reid
 Rene Robert
 Bill Root
 Gary Sabourin
 Borje Salming
 Al Secord
 Rod Seiling
 Brit Selby
 Brad Selwood
 Eddie Shack
 Doug Shedden
 Don Simmons
 Darryl Sittler
 Brad Smith
 Rick St. Croix
 Allan Stanley
 Marian Stastny
 Pete Stenkowski
 Ron Stewart
 Gaye Stewart
 Harry Taylor
 Greg Terrion
 Steve Thomas
 Errol Thompson
 Guy Trottier
 Ian Turnbull
 Norm Ullman
 Rick Vaive
 Jack Valiquette
 Garry Valk
 Kurt Walker
 Mike Walton
 Stan Weir
 Dave Williams
 John Wilson
 Randy Wood



The Players





BORN: SOREL, QUEBEC

DATE: JUNE 4, 1980

HEIGHT: 6' 0"

WEIGHT: 213 LBS.

SHOOTS: LEFT

POSITION: DEFENCE

Vs. NHL	GP	G	A	P	PIM
Anaheim	1	0	1	1	0
Atlanta	2	0	0	0	2
Boston	2	1	0	1	0
Buffalo	2	0	1	1	0
Calgary	13	0	4	4	12
Carolina	2	2	1	3	0
Chicago	11	1	5	6	6
Colorado	10	0	1	1	6
Columbus	11	4	6	10	20
Dallas	23	0	6	6	8
Detroit	12	1	2	3	14
Edmonton	12	0	2	2	4
Florida	3	1	1	2	2
Los Angeles	27	2	11	13	31
Minnesota	10	0	1	1	0
Montréal	3	0	1	1	0
Nashville	10	0	0	0	6
New Jersey	2	0	1	1	0
NY Islanders	2	0	1	1	0
NY Rangers	2	0	0	0	6
Ottawa	3	0	0	0	4
Philadelphia	2	0	0	0	2
Phoenix	22	3	2	3	13
Pittsburgh	2	0	3	3	2
San Jose	26	3	11	14	12
St Louis	10	1	2	3	9
Tampa Bay	2	1	3	4	2
Toronto	3	1	0	1	2
Vancouver	13	1	4	5	9
Washington	3	0	0	0	0
NHL TOTALS:	246	21	69	90	172

FAVOURITE ACTOR/ACTRESS:

Al Pacino / Charlize Theron

FAVOURITE RESTAURANT:

Morton's Steakhouse

FAVOURITE TV SHOW:

24

FAVOURITE MOVIE:

Remember the Titans

FAVOURITE SUPERSTITION:

Same routine on game day

BECAME A LEAF:

Signed as an unrestricted free agent by Toronto July 6, 2009. Originally Montreal's third choice, 75th overall, in the 1998 Entry Draft.

2008-09 SEASON: Played 20 games for Anaheim collecting 5 points (4 goals, 1 assist) with 12 penalty minutes. Suffered a torn left ACL Nov. 14 vs. Nashville. Missed 62 games due to injury. Returned to lineup for final 2 regular season games (Apr. 10 vs. Dallas & Apr. 11 at Phoenix). Played 13 playoff games collecting 1 goal and 15 penalty minutes.

CAREER: 2007-08: 1 of 3 Anaheim players to play in all 82 games. Ranked 4th in NHL in total ice-time (2093:23) and 11th in average ice-time (25:31). Surpassed the 30 minute mark of ice-time in 8 games, including a career-high 34:45 Oct. 15 vs. Detroit. Played 200th career NHL game Feb. 2 at Philadelphia. Played in 6 playoff games and registered a career-high 26 penalty minutes. **2006-07:** Won Stanley Cup with Anaheim. Missed 11 games with lacerated spleen, Dec. 29 - Jan. 19. Scored 2 goals Mar. 14 vs. Columbus. Ranked 3rd among Anaheim players in total ice-time during the season. Scored 4 powerplay goals in the playoffs, ranking 3rd in the NHL. **2005-06:** Played 1st full NHL season. Played 11 games with Columbus collecting 2 assists and 11 penalty minutes. Acquired by Anaheim from Columbus along with Tyler Wright in exchange for Sergei Fedorov and a fifth round pick in the 2006 Entry Draft, Nov. 15. Played 61 games for Anaheim collecting 34 points (8 goals, 26 assists) with 41 penalty minutes. Ranked 4th among NHL rookie defencemen in assists (28) and points (34). Played 16 playoff games for Anaheim collecting 9 points (3 goals, 6 assists). Ranked 1st among all NHL rookie defencemen in playoff points. **2004-05:** Played 72 games with Syracuse (AHL) collecting 30 points (3 goals, 27 assists) with 55 penalty minutes. Ranked 1st on team in plus/minus (+17). Claimed off waivers by Columbus Sept. 14, 2004. **2003-04:** Played 77 games for Hamilton (AHL) collecting 36 points (9 goals, 27 assists) with 57 penalty minutes. Played 10 playoff games for Hamilton collecting 6 points (2 goals, 4 assists) with 18 penalty minutes. **2002-03:** Played 1 game for Montreal. Made NHL debut with Montreal, played 17:11, Feb. 27 vs. Minnesota. Played 75 games for Hamilton collecting 28 points (7 goals, 21 assists) with 92 penalty minutes and a plus/minus of (+25). Played 23 playoff games for Hamilton collecting 10 points (1 goal, 9 assists) with 16 penalty minutes. **2001-02:** Played 56 games for Quebec (AHL) collecting 19 points (8 goals, 11 assists) with 88 penalty minutes. Played 3 playoff games for Quebec collecting 1 assist. Played 7 games for Mississippi (ECHL) collecting 4 points (1 goal, 3 assists) with 2 penalty minutes. **2000-01:** Played 56 games for Quebec collecting 9 points (3 goals, 6 assists) with 44 penalty minutes. **1996-2000:** Played 238 career games in the QMJHL for Laval, Acadie-Bathurst and Moncton collecting 182 points (42 goals, 140 assists) with 416 penalty minutes.

#22 FRANCOIS BEAUCHEMIN



AMATEUR AND PRO RECORD

SEASON	CLUB	LEAGUE	REGULAR SEASON											PLAYOFFS							
			GP	G	A	PTS	+/-	PIM	PP	SH	GW	S	%	GP	G	A	PTS	PIM			
1995-96	RICHELIEU	QAAA	40	9	23	32	--	59	--	--	--	--	--	--	--	--	--	--	--	--	--
1996-97	LAVAL	QMJHL	66	7	21	28	2	132	--	--	--	--	--	3	0	0	0	2	--	--	
1997-98	LAVAL	QMJHL	70	12	35	47	32	132	--	--	--	--	--	16	1	3	4	23	--	--	
1998-99	ACADIE-BATHURST	QMJHL	31	4	17	21	27	53	--	--	--	--	--	23	2	16	18	55	--	--	
1999-00	ACADIE-BATHURST	QMJHL	38	11	36	47	7	64	--	--	--	--	--	--	--	--	--	--	--	--	
	MONCTON	QMJHL	33	8	31	39	43	35	--	--	--	--	--	16	2	11	13	14	--	--	
2000-01	QUEBEC	AHL	56	3	6	9	-1	44	0	0	0	42	7.1	--	--	--	--	--	--	--	
2001-02	QUEBEC	AHL	56	8	11	19	-11	88	3	0	2	99	8.1	3	0	1	1	0	--	--	
	MISSISSIPPI	ECHL	7	1	3	4	-1	2	0	0	1	13	7.7	--	--	--	--	--	--	--	
2002-03	MONTREAL	NHL	1	0	0	0	-1	0	0	0	0	1	0.0	--	--	--	--	--	--	--	
	HAMILTON	AHL	75	7	21	28	25	92	3	0	1	147	4.8	23	1	9	10	16	--	--	
2003-04	HAMILTON	AHL	77	9	27	36	7	57	4	1	1	233	3.9	10	2	4	6	18	--	--	
2004-05	SYRACUSE	AHL	72	3	27	30	17	55	1	0	1	217	1.4	--	--	--	--	--	--	--	
2005-06	COLUMBUS	NHL	11	0	2	2	-6	11	0	0	0	16	0.0	--	--	--	--	--	--	--	
	ANAHEIM	NHL	61	8	26	34	8	41	4	0	3	121	6.6	16	3	6	9	11	--	--	
2006-07	ANAHEIM	NHL	71	7	21	28	7	49	2	0	0	128	5.5	20	4	4	8	16	--	--	
2007-08	ANAHEIM	NHL	82	2	19	21	-9	59	0	0	2	144	1.4	6	0	0	0	26	--	--	
2008-09	ANAHEIM	NHL	20	4	1	5	-3	12	0	0	2	45	8.9	13	1	0	1	15	--	--	
NHL TOTALS			246	21	69	90	-4	172	6	0	7	455	4.6	55	8	10	18	68			

SINGLE GAME NHL MILESTONES

HAT TRICKS None
 MOST GOALS 2(2) - Last: Mar. 14, 2007 (ANA) vs. CBJ
 MOST ASSISTS 3(2) - Last: Oct. 6, 2007 (ANA) @ PIT
 MOST POINTS 3(3) - Last: Oct. 6, 2007 (ANA) @ PIT (3A)

LONGEST NHL STREAKS

POINTS 7 - Last: Jan 26 - Feb 8, 2006 (ANA) (8A)
 GOALS 3 - Last: Oct. 17 - 21, 2008 (ANA) (3G)
 ASSISTS 7 - Last: Jan. 26 - Feb 8, 2006 (ANA) (8A)

REGULAR SEASON OT GOALS

1. Jan. 13, 2008 (ANA) vs. San Jose (Greiss) None
 2. Oct. 29, 2008 (ANA) vs. Detroit (Osgood)

REGULAR SEASON SHOOTOUT ATTEMPTS

2005-06: None
 2006-07: None
 2007-08: None
 2008-09: Did not score on 1 attempt

SINGLE GAME LEAFS MILESTONES

N/A
 N/A
 N/A
 N/A

LONGEST LEAFS STREAKS

N/A
 N/A
 N/A

REGULAR SEASON PENALTY SHOTS

None





BORN: MOORHEAD, MINNESOTA

DATE: SEPTEMBER 2, 1973

HEIGHT: 5' 10"

WEIGHT: 186 LBS.

SHOOTS: LEFT

POSITION: LEFT WING

Vs. NHL	GP	G	A	P	PIM
Anaheim	12	1	2	3	10
Atlanta	31	10	24	34	12
Boston	38	10	10	20	16
Buffalo	32	10	8	18	14
Calgary	10	3	0	3	2
Carolina	27	6	8	14	14
Chicago	12	1	8	9	10
Colorado	9	3	4	7	8
Columbus	9	3	1	4	4
Dallas	12	4	2	6	6
Detroit	13	2	3	5	8
Edmonton	10	2	3	5	4
Florida	31	9	14	23	10
Los Angeles	7	1	1	2	2
Minnesota	9	5	1	6	6
Montréal	35	9	9	18	40
Nashville	12	1	2	3	6
New Jersey	44	7	12	19	16
NY Islanders	10	1	7	8	6
NY Rangers	44	10	10	20	44
Ottawa	35	6	12	18	24
Philadelphia	42	14	10	24	26
Phoenix	11	1	4	5	2
Pittsburgh	46	24	23	47	39
San Jose	12	0	4	4	4
St Louis	14	5	6	11	6
Tampa Bay	32	9	13	25	10
Toronto	20	3	5	8	6
Vancouver	12	2	1	3	4
Washington	32	10	8	18	19
NHL TOTALS	668	174	227	401	372

FAVOURITE MOVIE:

Rocky IV

FAVOURITE SPORT (BESIDES HOCKEY):

Golf

FAVOURITE PLACE TO VISIT:

Bearpath, MN

FAVOURITE SNACK:

Dried Fruit

FAVOURITE ATHLETE:

Tiger Woods

BECAME A LEAF:

Signed as an unrestricted free agent by Toronto July 1, 2007.

Originally signed as a free agent by Los Angeles April 17, 1999.

2008-09 SEASON: Played 78 games for Toronto collecting 63 points (25 goals, 38 assists) with 40 penalty minutes. Ranked 1st on the team in goals, points, game-winning goals (5) and shots (302). Ranked 2nd (tie) in assists, and 2nd (tie) in shorthanded goals (1). Ranked 3rd (tie) in games played. Ranked 7th in NHL shots. Set career high in assists. Did not dress and was a healthy scratch Oct. 23 at Boston & Nov. 11 at Calgary. Played 600th career NHL game Nov. 1 vs. NY Rangers. Played 100th career Maple Leafs game Nov. 22 vs. Chicago. Missed 2 games due to concussion (Nov. 27 & 29). Collected 200th career NHL assist Dec. 8 vs. NY Islanders. Registered a 4-game point streak (2 goals, 2 assists) Dec. 18 - 23. Collected a career-high 5 points (3 goals, 2 assists), including 1st Maple Leafs hat trick, and was (+3) Jan. 15 at Carolina (Cam Ward). Registered a career-high (tie) 4-game goal streak with 4 goals Jan. 21 - 31. Registered a season-high 5-game point streak with 9 points (4 goals, 5 assists) Jan. 21 - Feb. 3. Registered a 4-game point streak (3 goals, 2 assists) Mar. 10 - 17. Registered 400th career NHL point with an assist Apr. 7 at New Jersey. Scored 4 shootout goals on 8 shootout attempts. Played 9 games for Team USA at World Championships collecting 4 points (1 goal, 3 assists) with 4 penalty minutes. Ranked 1st on Team USA with a (+5) rating.

CAREER: 2007-08: Played 82 games for Toronto collecting 52 points (15 goals, 37 assists) with 28 penalty minutes. Ranked 1st on team and registered a career-high in shots on goal (332). Ranked 5th in NHL shots on goal. Registered the 3rd most shots on goal for the Maple Leafs in a single-season since 1967-68. Registered 12 multi-point games. Collected 1st Maple Leafs point (assist) Oct. 3 vs. Ottawa. Scored 1st Maple Leafs goal and collected an assist Oct. 13 vs. Pittsburgh. Collected a career-high (tie) 3 assists Oct. 23 vs. Atlanta. Collected 300th career NHL point (assist) Nov. 2 at New Jersey. Registered a season-high 4-game point streak (1 goal, 4 assists) Nov. 24 - Dec. 1. Collected 3 points (1 goal, 2 assists) Jan. 1 vs. Tampa Bay. Collected 3 points (1 goal, 2 assists) Mar. 6 at Boston. Did not score in 2 shootout attempts. Won the National Hockey League's 2008 Bill Masterton Trophy, awarded for 'perseverance, sportsmanship and dedication to hockey' as voted by the local hockey writers. **2006-07:** Set career-high in goals (40) and points (69). Led the NY Islanders and ranked 10th in NHL goals scored. Ranked 1st on team in points, game-winning goals (7) and shots (305). Scored 100th career NHL goal Oct. 31 vs. Chicago. Registered a career-high 8-game point-streak (5 goals, 6 assists) Nov. 18 - Dec. 2. Recorded 5th career hat-trick Feb. 27 vs. Philadelphia. Played for Eastern Conference, collected 2 assists and was the NY Islanders lone representative at 2007 NHL All-Star Game Jan. 24 at Dallas. Collected 4 points (3 goals, 1 assist) Feb. 27 vs. Philadelphia. Became 11th NY Islander player to score 40-or-more goals in a season and the 1st NY Islander to reach 40 goals since Zigmund Palffy scored 45 in 1997-98.

2005-06: Ranked 2nd on the NY Islanders in goals (28), 3rd in points (57) and 4th in assists (29). Led team in shots (304). Ranked 2nd in powerplay goals (12). Played 300th career game with the NY Islanders. Collected 200th career NHL point (goal) Feb. 11 at New Jersey. **2004-05:** Played 4 games and scored 1 goal for Team USA at World Cup of Hockey. Played 7 games for Lugano of the Swiss Elite League collecting 4 points (2 goals, 2 assists) with 4 penalty minutes. **2003-04:** Ranked 1st on the NY Islanders and 4th (tie) in the NHL with 4 shorthanded goals. Ranked 1st on team in goals (22) and points (47). Registered a team-high 243 shots. Missed 2 games with a knee injury Nov. 6 - 8. Collected 4 points (2 goals, 2 assists) Dec. 31 at Pittsburgh. Suffered a high ankle sprain Mar. 25 at Philadelphia and missed last 5 games of regular season and 1st playoff game. **2002-03:** Ranked 2nd on the NY Islanders in plus/minus (+16). Scored his 1st career hat-trick and had tied a career-high with 4 points Jan. 11 vs. Atlanta. Played 5 playoff games collecting 1 assist and 2 penalty minutes. **2001-02:** Registered a 3-game goal scoring streak Dec. 29 - Jan. 3. Collected 1st career playoff point (assist) in Game #3 of ECQF Series Apr. 23

#55 JASON BLAKE

35

THE PLAYERS

vs. Toronto. **2000-01:** Recorded 4 multi-point games. Played 1st game for the NY Islanders and collected an assist Jan. 4 at New Jersey. Played 100th career NHL game and scored 1st NY Islanders goal Feb. 14 vs. Philadelphia. **1999-00:** Played 64 games for Los Angeles collecting 23 points (5 goals, 18 assists) with 26 penalty minutes. Played in 1st career NHL playoffs in Division Semi-Final vs. Detroit. Played 7 games for Team USA at World Championships collecting 2 points (1 goal, 1 assist) with 2 penalty minutes. **1998-99:** Played 38 games for North Dakota (WCHA). Ranked 1st in WCHA goals (28) and points (69). Named WCHA Player of the Year. Named to NCAA West First All-American Team (1999). Named to WCHA First All-Star Team. Played 1st career NHL game and scored 1st career NHL goal for Los Angeles Apr. 18 vs. St. Louis (Jamie McLennan). Named to WCHA First All-Star Team. Finalist for the Hobey Baker Award for the 2nd time. **1997-98:** Ranked 1st on North Dakota in points (51). Named to NCAA West Second All-American Team. **1996-97:** Named to WCHA First All-Star Team. Named Finalist for the Hobey Baker Award. 1995-96: Transferred to North Dakota from Ferris State. 1994-95: Ranked 2nd on Ferris State in goals (16) and points (32). Named to CCHA All-Rookie Team.



AMATEUR AND PRO RECORD

REGULAR SEASON

PLAYOFFS

SEASON	CLUB	LEAGUE	GP	G	A	PTS	+/-	PIM	PP	SH	GW	S	%	GP	G	A	PTS	PIM
1994-95	FERRIS STATE	CCHA	36	16	16	32	--	46	--	--	--	--	--	--	--	--	--	--
1995-96	NORTH DAKOTA		DID NOT PLAY															
1996-97	NORTH DAKOTA	WCHA	43	19	32	51	--	44	--	--	--	--	--	--	--	--	--	--
1997-98	NORTH DAKOTA	WCHA	38	24	27	51	--	62	--	--	--	--	--	--	--	--	--	--
1998-99	LOS ANGELES	NHL	1	1	0	1	1	0	0	0	0	5	20.0	--	--	--	--	--
	NORTH DAKOTA	WCHA	38	28	41	69	--	49	--	--	--	--	--	--	--	--	--	--
	UNITED STATES	WC-Q	2	0	1	1	--	2	--	--	--	--	--	--	--	--	--	--
1999-00	ORLANDO	IHL	5	3	5	8	--	6	--	--	--	--	--	13	3	4	7	20
	LOS ANGELES	NHL	64	5	18	23	4	26	0	0	1	131	3.8	3	0	0	0	0
	LONG BEACH	IHL	7	3	6	9	--	2	--	--	--	--	--	--	--	--	--	--
2000-01	UNITED STATES	WC-A	7	1	1	2	--	2	--	--	--	--	--	--	--	--	--	--
	LOS ANGELES	NHL	17	1	3	4	-8	10	0	0	0	27	3.7	--	--	--	--	--
	NY ISLANDERS	NHL	30	4	8	12	-12	24	1	1	0	73	5.5	--	--	--	--	--
	LOWELL	AHL	2	0	1	1	--	2	--	--	--	--	--	--	--	--	--	--
2001-02	NY ISLANDERS	NHL	82	8	10	18	-11	36	0	0	1	136	5.9	7	0	1	1	13
2002-03	NY ISLANDERS	NHL	81	25	30	55	16	58	3	1	4	253	9.9	5	0	1	1	2
2003-04	NY ISLANDERS	NHL	75	22	25	47	11	56	1	4	3	243	9.1	4	2	0	2	2
2004-05	UNITED STATES	W-CUP	4	1	0	1	-1	2	--	--	--	--	--	--	--	--	--	--
	LUGANO	SWI	7	2	2	4	--	4	--	--	--	--	--	--	--	--	--	--
2005-06	NY ISLANDERS	NHL	76	28	29	57	0	60	12	2	2	304	9.2	--	--	--	--	--
	UNITED STATES	OLY	6	0	0	0	--	2	--	--	--	--	--	--	--	--	--	--
2006-07	NY ISLANDERS	NHL	82	40	29	69	1	34	14	0	7	305	13.1	5	1	2	3	2
2007-08	TORONTO	NHL	82	15	37	52	-4	28	2	0	0	332	4.5	--	--	--	--	--
2008-09	TORONTO	NHL	78	25	38	63	-2	40	5	1	5	302	8.3	--	--	--	--	--
	UNITED STATES	WC	9	1	3	4	--	4	--	--	--	--	--	--	--	--	--	--
NHL TOTALS			668	174	227	401	-4	372	38	9	23	2111	8.2	24	3	4	7	19
LEAF TOTALS			160	40	75	115	-6	68	7	1	5	634	6.3	--	--	--	--	--

SINGLE GAME NHL MILESTONES

HAT TRICKS 6 - Last: Jan. 15, 2009 (TORI) @ CAR
 MOST GOALS 3(6) - Last: Jan. 15, 2009 (TOR) @ CAR
 MOST ASSISTS 3(3) - Last: Apr. 8, 2006 (NYI) vs. WSH
 MOST POINTS 5(1) - Last: Jan 15, 2009 (TOR) @ CAR (3G, 2A)

LONGEST NHL STREAKS

POINTS 8 - Last: Nov. 18 - Dec. 2006 (NYI) (5G, 6A)
 GOALS 4 - Last: Oct. 28 - Nov. 4, 2006 (NYI) (4G)
 ASSISTS 5 - Last: Dec. 23 - Dec. 31, 2003 (NYI) (6A)

REGULAR SEASON OT GOALS

1. Dec. 31, 2002 (NYI) @ Buffalo (Miller)
 2. Mar. 1, 2003 (NYI) vs. Buffalo (Noronen)

REGULAR SEASON SHOOTOUT ATTEMPTS

2005-06: Scored 2 goals in 5 attempts
 2006-07: Scored 1 goal in 6 attempts
 2007-08: Did not score in 2 attempts
 2008-09: Scored 4 goals in 8 attempts

SINGLE GAME LEAFS MILESTONES

1 - Last: Jan. 15, 2009 @ CAR
 1(1) - Last: Jan. 15, 2009 @ (CAR)
 3(1) - Last: Oct. 23 2008 VS ATL
 See NHL Milestone

LONGEST LEAFS STREAKS

5 - Last: Jan. 21 - Feb. 3, 2009 (4G, 5A)
 4 - Last: Jan. 21 - 31, 2009 (4G)
 3 - Last: Apr. 4 - 8, 2009 (3A)

REGULAR SEASON PENALTY SHOTS

1. Jan. 24, 2004 (NYI) vs. Atlanta (Nurminen, unsuccessful)



BORN: STE. ANNE, MANITOBA

DATE: AUGUST 16, 1981

HEIGHT: 6' 1"

WEIGHT: 215 LBS.

SHOOTS: LEFT

POSITION: DEFENCE

Vs. NHL	GP	G	A	P	PIM
Anaheim	3	0	2	2	2
Atlanta	0	0	0	0	0
Boston	17	0	3	3	8
Buffalo	20	0	0	0	36
Calgary	3	0	1	1	5
Carolina	31	1	4	5	36
Chicago	4	0	0	0	31
Colorado	5	1	0	1	4
Columbus	7	0	1	1	13
Dallas	3	0	0	0	0
Detroit	5	0	0	0	25
Edmonton	4	0	0	0	18
Florida	31	0	7	7	40
Los Angeles	4	0	1	1	7
Minnesota	3	0	0	0	2
Montréal	19	0	4	4	35
Nashville	5	0	0	0	8
New Jersey	16	2	0	2	40
NY Islanders	16	0	2	2	23
NY Rangers	18	0	2	2	23
Ottawa	18	0	1	1	25
Philadelphia	18	0	3	3	23
Phoenix	5	0	0	0	11
Pittsburgh	14	0	1	1	12
San Jose	5	0	0	0	0
St Louis	3	0	0	0	0
Tampa Bay	30	1	4	5	20
Toronto	13	0	0	0	36
Vancouver	3	0	0	0	6
Washington	34	1	4	5	22
NHL TOTALS	357	6	40	46	511

FAVOURITE ACTOR:

Anthony Hopkins

FAVOURITE SPORT (BESIDES HOCKEY):

Track & Field

FAVOURITE PLACE TO VISIT:

Fiji

FAVOURITE SUPERHERO:

Batman

FAVOURITE ATHLETE:

Usain Bolt

BECAME A LEAF:

Acquired from Atlanta July 1, 2009 along with Colin Stuart in exchange for Pavel Kubina and Tim Stapleton. Originally Atlanta's ninth choice, 217th overall, in the 1999 Entry Draft.

2008-09 SEASON: Played 59 games for Atlanta collecting 7 assists with 120 penalty minutes. Ranked 1st on the team in hits (151). Ranked 3rd in penalty minutes (120) and blocked shots (99).

CAREER: 2007-08: Played a career-high 79 games for Atlanta collecting 7 points (2 goals, 5 assists) with 85 penalty minutes. Ranked 1st on team in hits (176). Ranked 2nd in blocked shots (137). **2006-07:** Played 58 games for Atlanta collecting 10 points (2 goals, 8 assists) with 56 penalty minutes. Missed 18 games due to mononucleosis (Nov. 17 - Dec. 26). Logged 20 or more minutes of ice-time in 18 games with a season-high of 23:21 Feb. 22 vs. Tampa Bay. Recorded 1st career shorthanded goal on Feb. 24 vs. Carolina.

Appeared in 4 games during the 2007 playoffs registering 6 penalty minutes. **2005-06:** Played 75 games for Atlanta collecting 10 points (1 goal, 9 assists) with 75 penalty minutes. Ranked 1st on the team in hits (125). Ranked 2nd among Atlanta defencemen and 4th overall in plus/minus (+11). Played in 100th career NHL game on Nov. 9 vs. Pittsburgh. Set career highs with 3 assists/points on Mar. 6 vs. Florida. **2004-05:** Did not play. **2003-04:** Played 71 games for Atlanta collecting 10 points (1 goal, 9 assists) with 134 penalty minutes. Ranked 2nd on the team and set a career high in penalty minutes (134). Logged 20 or more minutes of ice-time in 36 games, including 25-or-more minutes 9 times. Registered a career-high 4-game-point/assist streak (5 assists) Dec. 3 - 10. Played a career-high 28:53 Jan. 11 at Phoenix. Scored 1st-career NHL goal on Feb. 27 at New Jersey (Martin Brodeur). Selected to the 2003-04 NHL Topps/YoungStars Game, but could not play due to an ankle injury.

2002-03: Played in 53 games with Chicago (AHL) collecting 9 points (3 goals, 6 assists) with 140 penalty minutes. Selected to the 2002-03 AHL All-Star Classic, but did not play due to injury. Earned 1st NHL recall and made NHL debut on Mar. 11 at New Jersey. Played in final 15 games of the season for Atlanta collecting 2 assists and 41 penalty minutes. Registered 1st NHL point (assist) on Mar. 22 at Columbus. Played in 9 playoff games for Chicago (AHL) registering 1 assist and 27 penalty minutes. **2001-02:** Played 75 games with Chicago (AHL) collecting 7 points (3 goals, 4 assists) with 257 penalty minutes. Finished 2nd on team and 15th in AHL in penalty minutes. Appeared in 25 playoff games collecting 4 assists and 49 penalty minutes to help Chicago (AHL) win a Calder Cup Championship. Ranked 2nd among AHL defencemen with a (+9) rating in the playoffs. **1998-2001:** Spent 3 seasons in the WHL with Saskatoon and Regina playing in 189 games collecting 42 points (13 goals, 29 assists) with 331 penalty minutes.



AMATEUR AND PRO RECORD

AMATEUR AND PRO RECORD		REGULAR SEASON											PLAYOFFS					
SEASON	CLUB	LEAGUE	GP	G	A	PTS	+/-	PIM	PP	SH	GW	S	5%	GP	G	A	PTS	PIM
1997-98	WINNIPEG	MJHL	46	5	11	16	--	110	--	--	--	--	--	--	--	--	--	--
1998-99	SASKATOON	WHL	61	5	3	8	-34	91	--	--	--	--	--	--	--	--	--	--
1999-00	SASKATOON	WHL	63	1	8	9	14	79	--	--	--	--	--	11	0	2	2	21
2000-01	SASKATOON	WHL	43	5	10	15	-6	110	--	--	--	--	--	--	--	--	--	--
	REGINA	WHL	22	2	8	10	10	51	--	--	--	--	--	6	0	2	2	2
2001-02	CHICAGO	AHL	75	3	4	7	-8	257	0	0	0	61	4.9	25	0	4	4	49
2002-03	ATLANTA	NHL	15	0	2	2	0	41	0	0	0	9	0.0	--	--	--	--	--
	CHICAGO	AHL	53	3	6	9	11	140	0	0	0	47	6.4	9	0	1	1	27
2003-04	ATLANTA	NHL	71	1	9	10	-10	134	0	0	0	42	2.4	--	--	--	--	--
2004-05			DID NOT PLAY															
2005-06	ATLANTA	NHL	75	1	9	10	11	75	0	0	0	44	2.3	--	--	--	--	--
2006-07	ATLANTA	NHL	58	2	8	10	2	56	0	1	0	57	3.5	4	0	0	0	6
2007-08	ATLANTA	NHL	79	2	5	7	-21	85	0	0	0	37	5.4	--	--	--	--	--
2008-09	ATLANTA	NHL	59	0	7	7	-2	120	0	0	0	42	0.0	--	--	--	--	--

NHL TOTALS

357 6 40 46 -20 511 0 1 0 231 2.6 4 0 0 0 6

SINGLE GAME NHL MILESTONES

HAT TRICKS None
 MOST GOALS 1(6) – Last: Dec. 18, 2007 (ATL) vs. TB
 MOST ASSISTS 3(1) – Last: Mar. 6, 2006 (ATL) vs. FLA
 MOST POINTS 3(1) – Last: Mar. 6, 2006 (ATL) vs. FLA (3A)

LONGEST NHL STREAKS

POINTS 4 – Last: Dec. 3 – 10, 2003 (ATL) (5A)
 GOALS 1 – Last: Dec. 18, 2007 (ATL) (1G)
 ASSISTS 7 – Last: Dec. 18, 2007 (ATL) (5A)

REGULAR SEASON OT GOALS

None

REGULAR SEASON SHOOTOUT ATTEMPTS

None

SINGLE GAME LEAFS MILESTONES

N/A
 N/A
 N/A
 N/A


LONGEST LEAFS STREAKS

N/A
 N/A
 N/A

REGULAR SEASON PENALTY SHOTS

None





BORN: HOUGHTON, MICHIGAN

DATE: DECEMBER 18, 1979

HEIGHT: 6' 1"

WEIGHT: 209 LBS.

SHOOTS: RIGHT

POSITION: DEFENCE

Vs. NHL	GP	G	A	P	PIM
ANAHEIM	5	1	0	1	0
ATLANTA	4	1	0	1	4
BOSTON	5	0	4	4	8
BUFFALO	7	1	0	1	2
CALGARY	12	1	5	6	4
CAROLINA	3	0	1	1	0
CHICAGO	5	1	1	2	4
COLORADO	1	1	0	1	0
COLUMBUS	6	2	1	3	9
DALLAS	4	0	0	0	2
DETROIT	5	0	1	1	2
EDMONTON	11	1	3	4	2
FLORIDA	5	0	3	3	2
LOS ANGELES	5	1	1	2	9
MINNESOTA	10	1	1	2	7
MONTREAL	5	1	1	2	6
NASHVILLE	4	0	0	0	2
NEW JERSEY	5	0	0	0	2
NY ISLANDERS	4	0	1	1	2
NY RANGERS	4	0	2	2	0
OTTAWA	5	0	0	0	6
PHILADELPHIA	4	0	2	2	0
PHOENIX	6	0	1	1	2
PITTSBURGH	4	0	1	1	2
SAN JOSE	6	1	1	2	6
ST LOUIS	4	0	0	0	0
TAMPA BAY	5	1	1	2	2
TORONTO	0	0	0	0	0
VANCOUVER	11	1	1	2	4
WASHINGTON	5	0	0	0	5
NHL TOTALS	160	15	32	47	94

FAVOURITE MOVIE:

The Shawshank Redemption

FAVOURITE SPORT (BESIDES HOCKEY):

NHRA Drag Racing

FAVOURITE PLACE TO VISIT:

Houghton, MI

FAVOURITE ATHLETE:

Brett Favre

FAVOURITE MUSICIAN:

Metallica

BECAME A LEAF:

Signed as an unrestricted free agent by Toronto July 1, 2008. Originally Colorado's 11th choice, 240th overall, in the 1999 Entry Draft.

2008-09 SEASON: Played 66 games for Toronto collecting 23 points (6 goals, 17 assists) with 43 penalty minutes. Ranked 1st on the team in blocked shots (158) and 2nd in hits (136). Set career highs in assists, points and penalty minutes. Missed 1st 7 games of season due to foot injury (Oct. 9 - 23). Played 1st Maple Leafs game Oct. 25 vs. Ottawa. Collected 1st Maple Leafs point (assist) Nov. 1 vs. NY Rangers. Played 100th career NHL game Nov. 4 vs. Carolina. Scored 1st Maple Leafs goal Nov. 25 vs. Atlanta. Missed 7 games due to arm injury (Jan. 10 - Jan. 27). Missed 2 games due to arm injury (Feb. 26 - 28). Collected a career-high 3 points (1 goal, 2 assists) Mar. 14 vs. Calgary. Collected an assist in 3 consecutive games (Mar. 28 - Apr. 3).

CAREER: 2007-08: Played in 72 games for Colorado collecting 19 points (8 goals, 11 assists) with 40 penalty minutes. Ranked 1st among Colorado defencemen in goals and 1st on the team in hits 121. Ranked 4th on Colorado with a (+12) rating. Registered 1st career shorthanded goal Nov. 3 vs. Vancouver. Scored 1st career game-winning goal on Jan. 15 at Tampa Bay. Registered a 3-game point-streak Jan. 12 - 15 (1 goal, 2 assists). Registered a career-high (28:20) of ice time and scored a goal Feb. 20 at Anaheim. Sustained a hand injury and missed 6 games Feb. 22 - Mar. 4. Registered only multi-point game (1 goal, 1 assist) of the season Mar. 30 at Minnesota. Appeared in 5 games during the 2008 playoffs and collected 2 assists. Ranked 1st in Colorado ice-time (22:08) during the playoffs. **2006-07:** Played 22 games for Colorado collecting 5 points (1 goal, 4 assists). Played 44 games for Albany (AHL) collecting 13 points (3 goals, 10 assists) with 65 penalty minutes. Played 1st career NHL game Feb. 20 vs. Calgary. Ranked 2nd (tie) on the team with a (+10) rating. Collected 1st NHL point (assist) on Feb. 27 vs. Columbus. Scored 1st career NHL goal and registered a (+4) rating Mar. 1 at Chicago. Played 18 consecutive games Feb. 20 - Mar. 29. Following the NHL season, Finger was reassigned to Albany (AHL) for the remainder of the AHL season. Played in 5 AHL playoff games collecting a goal and an assist. **2005-06:** Played 70 games for Lowell (AHL) collecting 23 points (3 goals, 20 assists). Ranked 1st on Lowell in penalty minutes (116) and 3rd in games played. Joined Colorado for the 2006 Stanley Cup playoffs but did not play any games. **2004-05:** Played 1st full season at Hershey (AHL) and skated in 75 games. Ranked 3rd on team with 125 penalty minutes. Ranked 4th among Hershey defencemen with 16 points (4 goals, 12 assists). **2003-04:** Played in 63 games for Hershey collecting 11 points (2 goals, 9 assists) with 88 penalty minutes. Played in 10 games for Reading (ECHL) collecting 7 points (2 goals, 5 assists) with 24 penalty minutes. Assigned to Hershey Nov. 5.

#4 JEFF FINGER

Scored his 1st point (assist) with Hershey in debut on Nov. 9 vs. Norfolk. Registered 1st multi-point game with 2 assists against Lowell on Nov. 22. Scored 1st professional goal while with Hershey Jan. 10 vs. Albany. **2000-2003:** Played 107 games for St. Cloud State University (CCHA) over 3 seasons collecting 48 points (15 goals, 33 assists) with 235 penalty minutes. Served as an assistant captain for St. Cloud State during the 2002-03 season, but missed 24 games due to injury. Played on St. Cloud State's powerplay, which led the NCAA with a 31.1% success rate. Won the Roland Vandell Award for Outstanding Freshman Hockey Player at St. Cloud State. Scored his 1st collegiate goal in his 1st collegiate game on Oct. 13, 2000 vs. Ferris State.



AMATEUR AND PRO RECORD

REGULAR SEASON

PLAYOFFS

SEASON	CLUB	LEAGUE	GP	G	A	PTS	+/-	PIM	PP	SH	GW	S	%S	GP	G	A	PTS	PIM	
1997-98	GREEN BAY	USHL	51	5	9	14	--	208	--	--	--	--	--	4	0	0	0	18	
1998-99	GREEN BAY	USHL	54	11	28	39	--	199	--	--	--	--	--	6	0	3	3	14	
1999-00	GREEN BAY	USHL	55	13	35	48	--	15	--	--	--	--	--	14	3	11	14	40	
2000-01	ST. CLOUD STATE	WCHA	41	4	5	9	--	84	--	--	--	--	--	--	--	--	--	--	
2001-02	ST. CLOUD STATE	WCHA	42	6	20	26	--	105	--	--	--	--	--	--	--	--	--	--	
2002-03	ST. CLOUD STATE	WCHA	24	5	8	13	--	46	--	--	--	--	--	--	--	--	--	--	
2003-04	HERSHEY	AHL	63	2	9	11	--	88	--	--	--	--	--	--	--	--	--	--	
	READING	ECHL	10	2	5	7	--	24	--	--	--	--	--	--	--	--	--	--	
2004-05	HERSHEY	AHL	75	4	12	16	--	125	--	--	--	--	--	--	--	--	--	--	
2005-06	LOWELL	AHL	70	3	20	23	--	116	--	--	--	--	--	--	--	--	--	--	
2006-07	COLORADO	NHL	22	1	4	5	10	11	0	0	0	16	6.3	--	--	--	--	--	
	ALBANY	AHL	44	3	10	13	--	65	--	--	--	--	--	5	1	1	2	4	
2007-08	COLORADO	NHL	72	8	11	19	12	40	1	1	1	93	8.6	5	0	2	2	4	
2008-09	TORONTO	NHL	66	6	17	23	-7	43	0	0	0	68	8.8	--	--	--	--	--	
NHL TOTALS				160	15	32	47	15	94	1	1	1	177	8.5	5	0	2	2	4
LEAF TOTALS				66	6	17	23	-7	43	0	0	0	68	8.8	--	--	--	--	--

SINGLE GAME NHL MILESTONES

HAT TRICKS None
 MOST GOALS 1 (15) - Last: Apr. 8, 2009 (TOR) vs. BUF
 MOST ASSISTS 2 (3) - Last: Mar. 14, 2009 (TOR) vs. CGY
 MOST POINTS 3 (1) - Last: Mar. 14, 2009 (TOR) vs. CGY (1G, 2A)

LONGEST NHL STREAKS

POINTS 3 - Last: Mar. 28 - Apr. 3, 2009 (TOR) (3A)
 GOALS 2 - Last: Apr. 5 - 7, 2007 (2G)
 ASSISTS 3 - Last: Mar. 28 - Apr. 3, 2009 (TOR) (3A)

REGULAR SEASON OT GOALS

None

REGULAR SEASON SHOOTOUT ATTEMPTS

None

SINGLE GAME LEAFS MILESTONES

None
 1 (6) - Last: Apr. 8, 2009 vs. BUF
 2 (3) - Last: Mar. 14, 2009 vs. CGY
 See NHL Milestone

LONGEST LEAFS STREAKS

See NHL Milestone
 1 - Last: Apr. 8, 2009 (1G)
 See NHL Milestone

REGULAR SEASON PENALTY SHOTS

None

#24 JONAS FROGREN



BORN: FALUN, SWEDEN

DATE: AUGUST 28, 1980

HEIGHT: 6' 2"

WEIGHT: 218 LBS.

SHOOTS: LEFT

POSITION: DEFENCE

Vs. NHL **GP** **G** **A** **P** **PIM**

Anaheim	1	0	0	0	2
Atlanta	3	0	2	2	4
Boston	3	0	0	0	0
Buffalo	2	0	0	0	0
Calgary	1	0	0	0	0
Carolina	2	0	0	0	4
Chicago	1	0	0	0	0
Colorado	0	0	0	0	0
Columbus	1	0	0	0	0
Dallas	1	0	0	0	2
Detroit	1	0	1	1	0
Edmonton	1	0	0	0	0
Florida	2	0	0	0	0
Los Angeles	0	0	0	0	0
Minnesota	1	0	0	0	0
Montréal	3	0	0	0	0
Nashville	1	0	0	0	0
New Jersey	2	0	0	0	0
NY Islanders	2	0	1	1	0
NY Rangers	3	0	0	0	4
Ottawa	2	0	0	0	2
Philadelphia	1	0	0	0	0
Phoenix	0	0	0	0	0
Pittsburgh	3	1	0	1	6
San Jose	0	0	0	0	0
St Louis	0	0	0	0	0
Tampa Bay	1	0	1	1	2
Toronto	0	0	0	0	0
Vancouver	1	0	0	0	0
Washington	2	0	1	1	2

NHL Totals: **41** **1** **6** **7** **28**

FAVOURITE TV SHOW:

Monster Garage

FAVOURITE CARTOON:

Tom & Jerry

FAVOURITE WEBSITE:

westcoastchoppers.com

FAVOURITE SPORT (BESIDES HOCKEY):

Motocross

FAVOURITE MUSICIAN:

Bob Dylan

BECAME A LEAF:

Signed as an unrestricted free agent by Toronto July 4, 2008. Originally Calgary's eighth choice, 206th overall, in the 1998 Entry Draft.

2008-09 SEASON: Played 41 games for Toronto collecting 7 points (1 goal, 6 assists) with 28 penalty minutes. Played 1st NHL game and collected 1st NHL point (assist) Oct. 9 vs. Detroit. Missed game Oct. 13 due to foot injury. Missed 11 games due to arm injury (Nov. 25 - Dec. 18). Scored 1st NHL goal Dec. 20 at Pittsburgh (Marc-Andre Fleury). Registered 1st career multi-point game (2 assists) Dec. 30 vs. Atlanta. Missed final 16 games of season due to knee injury (Mar. 9 - Apr. 11). Played 3 playoff games for Toronto Marlies (AHL).

CAREER: 2007-08: Played 47 games for Farjestads BK of the Swedish Elite League collecting 1 assist with 38 penalty minutes. Collected an assist in 12 playoff games. Played 9 games for Sweden at World Championships collecting 3 assists with 8 penalty minutes. Ranked 2nd on Sweden with a (+7) rating. **2006-07:** Played 53 games for Farjestads BK collecting 8 points (4 goals, 4 assists) with 40 penalty minutes. Played 7 playoff games for Farjestads BK scoring 1 goal. **2005-06:** Played 46 games for Farjestads BK collecting 6 points (3 goals, 3 assists) with 84 penalty minutes. Played 17 playoff games collecting 2 points (1 goal, 1 assist) with 6 penalty minutes. Won Swedish Elite League championship. **2004-05:** Played 34 games for Farjestads BK scoring 1 goal with 26 penalty minutes. Played 15 playoff games collecting 2 assists with 6 penalty minutes. **2003-04:** Played 47 games for Farjestads BK scoring 5 goals and 10 points. Played 17 playoff games for Farjestads BK scoring 2 goals. **2002-03:** Played 50 games for Farjestads BK collecting 8 points (1 goal, 7 assists). Scored 1 goal with 48 penalty minutes. Played 14 playoff games for Farjestads BK. **2001-02:** Played 50 games for Farjestads BK collecting 9 points (3 goals, 6 assists) with 18 penalty minutes. Registered a (+9) rating. Played 10 playoff games for Farjestads BK. Won Swedish Elite League championship. **2000-01:** Played 49 games for Farjestads BK scoring 3 goals with 10 penalty minutes. Played 16 playoff games for Farjestads BK. Ranked 2nd on team with (+8) rating in playoffs. **1999-00:** Played 43 games for Bofors IK of Allsvenskan South in Sweden collecting 9 points (2 goals, 7 assists) with 40 penalty minutes. Played 7 games for Sweden at World Junior Championships collecting 2 assists with 9 penalty minutes. **1998-99:** Played 22 games for Farjestads BK of the Swedish Elite League collecting 2 penalty minutes. Played 28 games for Farjestads BK of the Swedish Junior League collecting 18 points (10 goals, 8 assists) with 16 penalty minutes.



AMATEUR AND PRO RECORD

REGULAR SEASON

PLAYOFFS

SEASON	CLUB	LEAGUE	GP	G	A	PTS	+/-	PIM	PP	SH	GW	S	%	GP	G	A	PTS	PIM
1998-99	FARJESTADS BK	SEL	22	0	0	0	--	2	--	--	--	--	--	--	--	--	--	--
	FARJESTADS BK	SWE-JR	28	10	8	18	--	16	--	--	--	--	--	--	--	--	--	--
1999-00	BOFORS IK	SWE-2	43	2	7	9	--	40	--	--	--	--	--	--	--	--	--	--
	SWEDEN	WJC	7	0	2	2	--	9	--	--	--	--	--	--	--	--	--	--
2000-01	FARJESTADS BK	SEL	49	3	0	3	--	10	--	--	--	--	--	16	0	0	0	4
2001-02	FARJESTADS BK	SEL	50	3	6	9	--	18	--	--	--	--	--	10	0	0	0	4
2002-03	FARJESTADS BK	SEL	50	1	7	8	--	48	--	--	--	--	--	14	0	0	0	16
2003-04	FARJESTADS BK	SEL	47	5	5	10	--	38	--	--	--	--	--	17	2	0	2	6
2004-05	FARJESTADS BK	SEL	34	1	0	1	--	26	--	--	--	--	--	15	0	2	2	6
2005-06	FARJESTADS BK	SEL	46	3	3	6	--	84	--	--	--	--	--	17	1	1	2	6
2006-07	FARJESTADS BK	SEL	53	4	4	8	--	40	--	--	--	--	--	7	1	0	1	0
2007-08	FARJESTADS BK	SEL	47	0	1	1	--	38	--	--	--	--	--	12	0	1	1	12
	SWEDEN	WC-A	9	0	3	3	--	8	--	--	--	--	--	--	--	--	--	--
2008-09	TORONTO	NHL	41	1	6	7	--	28	0	0	0	12	8.3	--	--	--	--	--
	TORONTO	AHL	--	--	--	--	--	--	--	--	--	--	--	3	0	0	0	0
	NHL TOTALS		41	1	6	7	0	28	0	0	0	12	8.3	--	--	--	--	--

SINGLE GAME NHL MILESTONES

HAT TRICKS

None

MOST GOALS

1(1) - Last: Dec. 20, 2008 @ PIT

MOST ASSISTS

2(1) - Last: Dec. 30, 2008 vs. ATL

MOST POINTS

2(1) - Last: Dec. 30, 2008 vs. ATL (2A)

LONGEST NHL STREAKS

POINTS

2 - Last: Dec. 28, 2008 (3A)

GOALS

1 - Last: Dec. 20, 2008 (1G)

ASSISTS

2 - Last: Dec. 28 - 30, 2008 (2A)

REGULAR SEASON OT GOALS

None

REGULAR SEASON SHOOTOUT ATTEMPTS

None

SINGLE GAME LEAFS MILESTONES

None

See NHL Milestone

See NHL Milestone

See NHL Milestone

LONGEST LEAFS STREAKS

See NHL Milestone


See NHL Milestone

See NHL Milestone

REGULAR SEASON PENALTY SHOTS

None

#54 MIKHAIL GRABOVSKI

**BORN:** POTSDAM, GERMANY**DATE:** JANUARY 31, 1984**HEIGHT:** 5' 11"**WEIGHT:** 183 LBS.**SHOOTS:** LEFT**POSITION:** CENTRE

Vs. NHL	GP	G	A	P	PIM
ANAHEIM	2	0	1	1	0
ATLANTA	7	0	2	2	2
BOSTON	10	4	2	6	6
BUFFALO	8	0	6	6	2
CALGARY	2	2	2	4	0
CAROLINA	5	4	1	5	2
CHICAGO	1	0	1	1	0
COLORADO	1	1	1	2	0
COLUMBUS	1	0	0	0	0
DALLAS	1	1	0	1	2
DETROIT	1	0	0	0	0
EDMONTON	2	1	0	1	0
FLORIDA	5	1	0	1	0
LOS ANGELES	1	1	0	1	0
MINNESOTA	1	0	0	0	0
MONTREAL	6	2	4	6	54
NASHVILLE	1	0	0	0	0
NEW JERSEY	6	1	0	1	2
NY ISLANDERS	5	1	1	2	6
NY RANGERS	5	1	0	1	8
OTTAWA	10	2	3	5	10
PHILADELPHIA	3	1	0	1	2
PHOENIX	1	0	0	0	0
PITTSBURGH	4	0	1	1	0
SAN JOSE	2	0	2	2	0
ST LOUIS	2	1	1	2	0
TAMPA BAY	4	0	2	2	2
TORONTO	2	0	0	0	2
VANCOUVER	2	0	0	0	0
WASHINGTON	4	0	3	3	0
TOTALS	105	23	34	57	100

FAVOURITE SPORT (BESIDES HOCKEY):

Soccer

FAVORITE PLACE TO VISIT:

Dubai

FAVOURITE SNACK:

Honey

FAVOURITE ATHLETE:

Diego Maradona

FAVOURITE MUSICIAN:

Jim Morrison

BECAME A LEAF:

Acquired from Montreal July 3, 2008 in exchange for the rights to Greg Pateryn and Toronto's second round pick in the 2010 Entry Draft. Originally Montreal's fourth choice, 150th overall, in the 2004 Entry Draft.

2008-09 SEASON: Played 78 games for Toronto collecting 48 points (20 goals, 28 assists) with 92 penalty minutes. Ranked 1st on the team in shooting percentage (16.1%). Ranked 2nd in penalty minutes and 2nd (tie) in power-play goals (6). Ranked 3rd (tie) in games played. Ranked 3rd among NHL rookies in assists and points. Played 1st Maple Leafs game Oct. 9 at Detroit. Scored 1st Maple Leafs goal and point Oct. 25 vs. Ottawa. Collected 1st Maple Leafs assist Oct. 28 vs. Tampa Bay. Collected 3 points (2 goals, 1 assist) Nov. 4 vs. Carolina. Registered a season-high 4-game goal streak (6 goals) Nov. 2 - 8. Registered a season-high 6-game point streak (7 goals, 3 assists) Nov. 2 - 13. Suspended 3 games (Jan. 10 - 15) as a result of an abuse of official incident Jan. 8 at Montreal. Did not dress and was a healthy scratch Feb. 4 at Buffalo. Registered a 3-game assist streak (3 assists) Feb. 25 - 28. Collected 3 points (2 goals, 1 assist) Mar. 14 vs. Calgary. Registered a 5-game point streak (2 goals, 8 assists) Mar. 19 - 28. Collected a career-high 4 points (1 goal, 3 assists) Mar. 21 at Montreal. Played 100th career NHL game Apr. 1 vs. Philadelphia. Scored 1 shootout goal on 3 shootout attempts. 1st Leaf since Sergei Berezin (25 goals in 1996-97) to score 20 goals in rookie season. Played 7 games for Belarus at World Championships collecting 9 points (3 goals, 6 assists) with 2 penalty minutes. Ranked first on Belarus in goals (tie), assists and points.

CAREER: 2007-08: Played 24 games for Montreal collecting 9 points (3 goals, 6 assists) with 8 penalty minutes. Collected 1st NHL point (assist) Oct. 20 vs. Buffalo. Scored 1st career NHL goal Oct. 22 vs. Boston (Manny Fernandez). Played 12 games for Hamilton (AHL) collecting 20 points (8 goals, 12 assists) with 6 penalty minutes. Assigned to Hamilton (AHL) Dec. 4. Missed 8 games due to ankle injury Dec. 8 - 27. Returned to Hamilton's lineup Dec. 28 at Rochester and re-aggravated ankle injury. Missed 18 games due to injury Dec. 29 - Feb. 6. Recorded 1st career AHL hat trick and added an assist Feb. 15 vs. Toronto. Earned 1st star honours in 5 consecutive games with Hamilton, collecting 16 points (6 goals, 10 assists), including 3 game-winning goals Feb. 15 - 20. Named AHL Player of the Week for period ending February 17. Played 5 games for Belarus at World Championships collecting 3 assists. **2006-07:** Played 3 games for Montreal. Played 1st career NHL game Jan. 6 vs. the New York Rangers. Played 66 games for Hamilton (AHL) collecting 54 points (17 goals, 37 assists) with 34 penalty minutes. Played 1st career AHL game Oct. 13 vs. Hershey. Collected 1st career AHL point (assist) Oct. 21 vs. Peoria. Scored 1st career AHL goal Oct. 25 vs. Toronto. Recorded a 6-game point-streak collecting 12 points (3 goals, 9 assists). Played 20 playoff games for

Hamilton collecting 11 points (4 goals, 7 assists) with 21 penalty minutes. In 1st career AHL play-off game scored game-winning goal in double overtime in Game #3 North Division Semi-Final Apr. 22 vs. Rochester. Collected a goal and assist in Game #4 of Calder Cup Final Jun. 6 vs. Hershey. Won Calder Cup. **2005-06:** Ranked 3rd on Moscow Dynamo in goals (10), assists (17) and points (27). Played 7 games for Belarus at World Championships collecting 9 points (5 goals, 4 assists) in 7 games. **2004-05:** Ranked 1st on Nizhnekamsk of the Russian Hockey League in goals (16), assists (20) and points (36) in 60 games played. Played 6 games for Belarus at World Championships collecting 5 points (4 goals, 1 assist) with 2 penalty minutes. **2003-04:** Played 5 games for Belarus at World Hockey Championships collecting 3 points (2 goals, 1 assist) with 8 penalty minutes. **2002-03:** Played 6 games for Belarus at World Junior Championships collecting 2 goals and 2 penalty minutes. **2001-02:** Played 26 games for HC Minsk of Belarus League collecting 17 points (10 goals, 7 assists) with 16 penalty minutes. Played 6 games for Belarus at World Junior Championships collecting an assist. Played 8 games for Belarus at World Under-18 Championships collecting 3 points (2 goals, 1 assist) with 2 penalty minutes.



AMATEUR AND PRO RECORD

REGULAR SEASON

PLAYOFFS

SEASON	CLUB	LEAGUE	GP	G	A	PTS	+/-	PIM	PP	SH	GW	S	5%	GP	G	A	PTS	PIM
2001-02	HC MINSK	BELARUS	26	10	7	17	--	16	--	--	--	--	--	--	--	--	--	--
	BELARUS	WJC	6	0	1	1	--	2	--	--	--	--	--	--	--	--	--	--
	BELARUS	WJC (U18)	8	2	1	3	--	2	--	--	--	--	--	--	--	--	--	--
2002-03	HC MINSK	BELARUS	STATISTICS NOT AVAILABLE															
	BELARUS	WJC	6	2	0	2	--	2	--	--	--	--	--	--	--	--	--	--
2003-04	NIZHNEKAMSK	RUSSIA	45	6	11	17	--	26	--	--	--	--	--	5	0	0	0	4
	BELARUS	WC	5	2	1	3	--	8	--	--	--	--	--	--	--	--	--	--
2004-05	NIZHNEKAMSK	RUSSIA	60	16	20	36	--	32	--	--	--	--	--	3	2	0	2	2
	YUNOST-MINSK	BEL	--	--	--	--	--	--	--	--	--	--	--	5	2	4	6	6
	BELARUS	WC	6	4	1	5	--	2	--	--	--	--	--	--	--	--	--	--
2005-06	DYNAMO MOSCOW	RUSSIA	48	10	17	27	--	28	--	--	--	--	--	4	0	0	0	4
	YUNOST-MINSK	BELOPEN	8	6	8	14	--	10	--	--	--	--	--	--	--	--	--	--
	BELARUS	WC	7	5	4	9	--	2	--	--	--	--	--	--	--	--	--	--
2006-07	MONTREAL	NHL	3	0	0	0	-2	0	0	0	0	5	0.0	--	--	--	--	--
	HAMILTON	AHL	66	17	37	54	--	34	5	0	3	--	--	20	4	7	11	21
2007-08	MONTREAL	NHL	24	3	6	9	-4	8	0	0	1	23	13.0	--	--	--	--	--
	HAMILTON	AHL	12	8	12	20	--	6	4	0	4	--	--	--	--	--	--	--
	BELARUS	WC	5	0	3	3	--	0	--	--	--	--	--	--	--	--	--	--
2008-09	TORONTO	NHL	78	20	28	48	-8	92	6	0	2	120	16.7	--	--	--	--	--
	BELARUS	WC	7	3	6	9	--	2	--	--	--	--	--	--	--	--	--	--
NHL TOTALS			105	23	34	57	-14	100	6	0	3	148	15.5	--	--	--	--	--
LEAF TOTALS			78	20	28	48	-8	92	6	0	2	120	16.7	--	--	--	--	--

SINGLE GAME NHL MILESTONES

HAT TRICKS None
 MOST GOALS 2 (3) - Last: Mar. 14, 2009 (TOR) vs. CCV
 MOST ASSISTS 3 (1) - Last: Mar. 21, 2009 (TOR) @ MTL
 MOST POINTS 4 (1) - Last: Mar. 21, 2009 (TOR) @ MTL (1G, 3A)

LONGEST NHL STREAKS

POINTS 6 - Last: Nov. 2 - 13, 2008 (TOR) (7G, 3A)
 GOALS 4 - Last: Nov. 2 - 8, 2008 (TOR) (6G)
 ASSISTS 4 - Last: Mar. 21 - 28, 2009 (TOR) (8A)

REGULAR SEASON OT GOALS

1 Mar. 10, 2009 (TOR) vs. NYI Islanders (MacDonald)

REGULAR SEASON SHOOTOUT ATTEMPTS

2006-07: None
 2007-08: None
 2008-09: Scored 1 goal in 3 attempts

SINGLE GAME LEAFS MILESTONES

None
 2 (3) - Last: Mar. 14, 2009 vs. CCV
 3 (1) - Last: Mar. 21, 2009 @ MTL
 See NHL Milestone


LONGEST LEAFS STREAKS

See NHL Milestone
 See NHL Milestone
 See NHL Milestone

REGULAR SEASON PENALTY SHOTS

None

#50 JONAS GUSTAVSSON

**BORN:** DANDERYD, SWEDEN**DATE:** OCTOBER 24, 1984**HEIGHT:** 6' 3"**WEIGHT:** 192 LBS.**CATCHES:** LEFT**POSITION:** GOALTENDER**FAVOURITE WEBSITE:**

Google

FAVOURITE BOOK:

Biography on Swedish goaltender

Pelle Lindbergh

FAVOURITE TV SHOW:

Entourage

FAVOURITE SUPERSTITION:

Dress the same way

FAVOURITE ATHLETE:

Tiger Woods

BECAME A LEAF:

Signed as a free agent by Toronto July 7, 2009.

2008-09 SEASON: Played 42 games for Farjestads of Swedish Elite League registering 4 shutouts and led the league with a 1.96 goals against average and a .932 save percentage. Played 13 playoff games for Farjestads registering a 1.03 goals against average, a .961 save percentage and 5 shutouts. Won Swedish Elite League championship with Farjestad. Played 5 games for Sweden at World Championships registering a record of 3-2-0, a 2.83 goals against average and a .914 save percentage. Won bronze medal with Sweden at World Championships.

CAREER 2007-08: Played 20 games for Farjestads (SEL) registering 2 shutouts and a 2.39 goals against average. Played 10 playoff games for Farjestads (SEL) registering a 3.73 goals against average. **2006-07:** Played 23 games for AIK (SWE-2) registering a 2.79 goals against average and 2 shutouts. **2005-06:** Played 6 games for AIK (SWE-2) registering a 2.39 goals against average. Played 5 games for AIK (SWE-JR) registering a 3.26 goals against average. **2004-05:** Played 10 games for AIK (SWE-JR) registering a 3.45 goals against average. **2003-04:** Played 1 game for AIK (SWE-2) allowing 1 goal in 20 minutes. Played 9 games for AIK (SWE-JR) registering a 2.85 goals against average. **2002-03:** Played 25 games for AIK (SWE-JR) registering a 3.21 goals against average.

**AMATEUR AND PRO RECORD****REGULAR SEASON****PLAYOFFS**

SEASON	CLUB	LEAGUE	GP	MINS	W	L	OT	GA	SO	AVG.	SV%	GP	MINS	W	L	GA	SO	AVG.
2002-03	AIK	SWE-JR.	25	1459	--	--	--	78	0	3.21	---	--	---	--	--	--	--	---
2003-04	AIK	SWE-2	1	20	--	--	--	1	0	2.95	---	--	---	--	--	--	--	---
	AIK	SWE-JR.	9	505	--	--	--	24	0	2.85	---	--	---	--	--	--	--	---
2004-05	AIK	SWE-JR.	10	557	--	--	--	32	0	3.45	---	--	---	--	--	--	--	---
2005-06	AIK	SWE-2	6	351	--	--	--	14	0	2.39	---	--	---	--	--	--	--	---
	AIK	SWE-JR.	5	258	--	--	--	14	0	3.26	---	--	---	--	--	--	--	---
2006-07	AIK	SWE-2	23	1269	--	--	--	59	2	2.79	---	--	---	--	--	--	--	---
2007-08	FARJESTADS BK	SEL	20	1102	--	--	--	44	2	2.39	---	10	517	--	--	31	0	3.73
2008-09	FARJESTADS BK	SEL	42	2475	--	--	--	81	4	1.96	---	13	819	--	--	14	5	1.03
	SWEDEN	WC	5	276	3	2	0	13	0	2.83	---	--	---	--	--	--	--	---

#50 JONAS GUSTAVSSON

45

THE PLAYERS



#9 NIKLAS HAGMAN



BORN: ESPOO, FINLAND
DATE: DECEMBER 5, 1979
HEIGHT: 6'0"
WEIGHT: 209 LBS.
SHOOTS: LEFT
POSITION: RIGHT WING

Vs. NHL	GP	G	A	P	PIM
ANAHEIM	27	10	4	14	6
ATLANTA	23	4	3	7	4
BOSTON	21	4	7	11	8
BUFFALO	19	0	7	7	2
CALGARY	14	5	1	6	6
CAROLINA	22	6	6	12	2
CHICAGO	18	6	5	11	4
COLORADO	14	2	4	6	4
COLUMBUS	15	2	3	5	2
DALLAS	7	1	0	1	2
DETROIT	17	2	4	6	10
EDMONTON	14	3	3	6	4
FLORIDA	4	3	0	3	0
LOS ANGELES	27	6	6	12	10
MINNESOTA	17	5	4	9	6
MONTREAL	19	4	4	8	2
NASHVILLE	14	1	2	3	10
NEW JERSEY	18	2	2	4	6
NY ISLANDERS	18	4	6	10	4
NY RANGERS	20	3	3	6	4
OTTAWA	19	4	7	11	19
PHILADELPHIA	20	1	2	3	6
PHOENIX	26	4	4	8	10
PITTSBURGH	19	7	3	10	4
SAN JOSE	27	5	4	9	8
ST LOUIS	16	2	1	3	2
TAMPA BAY	20	3	4	7	4
TORONTO	13	1	1	2	0
VANCOUVER	16	1	2	3	8
WASHINGTON	22	1	3	4	0
TOTALS	546	102	105	207	157

FAVOURITE VIDEO GAME:
Tiger Woods Golf
FAVOURITE CARTOON:
Family Guy
FAVOURITE SPORT (BESIDES HOCKEY):
Tennis
FAVOURITE PLACE TO VISIT:
Italy
FAVOURITE SUPERHERO:
Wolverine

BECAME A LEAF:

Signed as an unrestricted free agent by Toronto July 1, 2008. Originally Florida's third choice, 70th overall, in the 1999 Entry Draft.

2008-09 SEASON: Played 65 games for Toronto collecting 42 points (22 goals, 20 assists) with 4 penalty minutes. Ranked 2nd (tie) on team in power-play goals (6). Ranked 3rd (tie) in game-winning goals (3) and 3rd in goals. Set career highs in assists, points and power-play goals. Played 1st career Maple Leafs game Oct. 9 at Detroit. Scored 1st career Maple Leafs goal and point Oct. 13 vs. St. Louis. Collected 1st Maple Leafs assist and added a goal Oct. 23 at Boston. Played 500th career NHL game Nov. 17 vs. Boston. Missed 4 games due to concussion (Dec. 8 - 18). Collected 100th career NHL assist Feb. 7 at Montreal. Collected 200th career NHL point (assist) and scored game-winning goal in overtime Feb. 22 at NY Rangers. Missed 13 games due to concussion (Feb. 28 - Mar. 27). Scored 100th career NHL goal Mar. 28 vs. Boston. Scored 1 shootout goal on 5 shootout attempts. Played 7 games for Finland at 2009 World Championships collecting 6 points (1 goal, 5 assists). Ranked 1st on Finland in assists (tie) and 3rd in points.

CAREER: 2007-08: Played 82 games for Dallas collecting 41 points (27 goals, 14 assists) with 51 penalty minutes. Ranked 1st on team in shorthanded goals (4), game-winning goals (8) and games played (tie). Ranked 5th (tie) in NHL shorthanded goals and 6th (tie) in game-winning goals. Registered a career-high in goals, plus/minus (+4), penalty minutes, short-handed goals, game-winning goals and shots (178). Only Dallas player to play in all 82 games in both 2006-07 & 2007-08. Played 400th career NHL game Oct. 5 vs. Boston. Recorded 1st career hat-trick Feb. 28 vs. Chicago. Registered a career-high (tie) 4-game point streak (3 goals, 1 assist) Nov. 14-21. Played 18 playoff games collecting 3 points (2 goals, 1 assist) with 14 penalty minutes. **2006-07:** Ranked 1st (tie) on Dallas in games played (82). Was unsuccessful in 1st career penalty shot Oct. 20 vs. Chicago (Brian Boucher). Registered 100th career NHL point Oct. 23 vs. Vancouver. Played in 7 playoff games collecting 1 assist.

2005-06: Acquired by Dallas from Florida in exchange for a 7th round pick in 2007 Entry Draft - Dec. 12, 2005. Played 300th career NHL game Mar. 13 vs. Vancouver. Played 8 games for Team Finland at 2006 Winter Olympics earning a silver medal and collecting 1 assist. Played 5 playoff games for Dallas collecting 3 points (2 goals, 1 assist). **2004-05:** Played 44 games for Davos of the Swiss Elite League collecting 40 points (18 goals, 22 assists). Played 5 games for Finland at 2004 World Cup and scored 1 goal. **2003-04:** Played in 200th career NHL game Jan. 23 vs. Washington. **2002-03:** Played 80 games for Florida collecting 23 points (8 goals, 15 assists). Scored 2 goals Mar. 16 at Pittsburgh. Played in 2003 Topps/NHL YoungStars Game Feb. 1. **2001-02:** Named NHL Rookie of the Month for Mar. collecting 10 points (4 goals, 6 assists)

#9 NIKLAS HAGMAN



in 14 games. Collected 3 assists, tying a Florida rookie record, Mar. 28 at Ottawa. Collected an assist Nov. 7, the 25th anniversary of his father Matti's 1st NHL goal. **2000-01:** Played 56 games with Karpas Oulu in Finnish Elite League and ranked 1st on the team in goals (28) and 2nd in points (46). Played 8 playoff games and ranked 1st (tie) in goals (3) and 3rd in points (4). **1999-00:** Played 41 games for Karpas Oulu (Finland-2) collecting 35 points (17 goals, 18 assists). **1998-99:** Played 17 games for Helsinki of the Finnish Elite League collecting 1 goal and 1 assist. Played 14 games for Espoo of the Finnish Elite League collecting 1 goal and 1 assist.



AMATEUR AND PRO RECORD

REGULAR SEASON

PLAYOFFS

SEASON	CLUB	LEAGUE	GP	G	A	PTS	+/-	PIM	PP	SH	GW	S	S%	GP	G	A	PTS	PIM
1998-99	HIFK HELSINKI	FIN	17	1	1	2	--	14	--	--	--	--	--	--	--	--	--	--
	ESPOO	FIN	14	1	1	2	--	2	--	--	--	--	--	4	1	0	1	0
1999-00	KARPAT OULU	FIN-2	41	17	18	35	--	12	--	--	--	--	--	7	4	2	6	0
2000-01	KARPAT OULU	FIN	56	28	18	46	--	32	--	--	--	--	--	8	3	1	4	0
2001-02	FLORIDA	NHL	78	10	18	28	-6	8	0	1	2	134	7.5	--	--	--	--	--
	FINLAND	OLYMPICS	4	1	2	3	--	0	--	--	--	--	--	--	--	--	--	--
	FINLAND	WC-A	9	5	2	7	--	2	--	--	--	--	--	--	--	--	--	--
2002-03	FLORIDA	NHL	80	8	15	23	-8	20	2	0	0	132	6.1	--	--	--	--	--
	FINLAND	WC-A	7	2	1	3	--	14	--	--	--	--	--	--	--	--	--	--
2003-04	FLORIDA	NHL	75	10	13	23	-5	22	0	1	2	122	8.2	--	--	--	--	--
	FINLAND	WC-A	5	0	0	0	--	0	--	--	--	--	--	--	--	--	--	--
2004-05	FINLAND	W-CUP	5	1	0	1	--	2	--	--	--	--	--	--	--	--	--	--
	DAVOS	SWISS	44	17	22	39	--	20	--	--	--	--	--	15	10	7	17	6
	FINLAND	WC-A	7	2	0	2	--	2	--	--	--	--	--	--	--	--	--	--
2005-06	FLORIDA	NHL	30	2	4	6	-8	2	0	0	0	52	3.8	--	--	--	--	--
	DALLAS	NHL	54	6	9	15	-2	16	0	1	0	74	8.1	5	2	1	3	4
	FINLAND	OLYMPICS	8	0	1	1	--	2	--	--	--	--	--	--	--	--	--	--
2006-07	DALLAS	NHL	82	17	12	29	3	34	2	1	2	152	11.2	7	0	1	1	10
2007-08	DALLAS	NHL	82	27	14	41	4	51	4	4	8	178	15.2	18	2	1	3	14
2008-09	TORONTO	NHL	65	22	20	42	-5	4	6	0	3	168	13.1	--	--	--	--	--
	FINLAND	WC-A	7	1	5	6	--	0	--	--	--	--	--	--	--	--	--	--
NHL TOTALS			546	102	105	207	-27	157	14	8	17	1012	10.1	--	--	--	--	--
LEAF TOTALS			65	22	20	42	-5	4	6	0	3	168	13.1	--	--	--	--	--

SINGLE GAME NHL MILESTONES

HAT TRICKS 1 - Feb. 28, 2008 (DAL) vs. CHI
 MOST GOALS 3(1) - Feb. 28, 2008 (DAL) vs. CHI
 MOST ASSISTS 3(3) - Mar. 28, 2002 (FLA) @ OTT
 MOST POINTS 3(5) - Feb. 28, 2008 (DAL) vs. CHI (3G)

LONGEST NHL STREAKS

POINTS 4 - Last: Mar. 28, 2009 (3G, 1A)
 GOALS 3 - Last: Jan. 9 - 17, 2007 (3G)
 ASSISTS 3 - Last: Nov.1 - 4, 2008

REGULAR SEASON OT GOALS

1 - Feb. 22, 2009 (TOR) @ NY Rangers (Lundqvist)

REGULAR SEASON SHOOTOUT ATTEMPTS

2005-06: None
 2006-07: Did not score on 1 attempt
 2007-08: Scored 1 goal in 3 attempts
 2008-09: Scored 1 goal in 5 attempts

SINGLE GAME LEAFS MILESTONES

None
 2(3) - Last: Apr. 11, 2009 vs. OTT
 2(2) - Last: Feb. 7, 2009 @ MTL
 2(11) - Last: Apr. 11, 2009 vs. OTT (2G)

LONGEST LEAFS STREAKS

See NHL Milestone
 2 - Last: Feb. 22 - 25, 2009 (2G)
 2 - Last: Nov. 1 - 4, 2008

REGULAR SEASON PENALTY SHOTS

1. Oct. 20, 2006 (DAL) vs. Chicago (Boucher, Unsuccessful)
 2. Jan. 1, 2009 (TOR) vs. Buffalo (Miller, Unsuccessful)

LEAFS

#15 TOMAS KABERLE



BORN: RAKOVNIK,
CZECH REPUBLIC

DATE: MARCH 2, 1978

HEIGHT: 6' 1"

WEIGHT: 214 LBS.

SHOOTS: LEFT

POSITION: DEFENCE

Vs. NHL	GP	G	A	P	PIM
Anaheim	8	2	4	6	2
Atlanta	34	3	24	27	12
Boston	56	1	30	31	10
Buffalo	56	4	22	26	18
Calgary	17	0	9	9	6
Carolina	35	6	19	25	14
Chicago	15	3	5	8	0
Colorado	8	1	3	4	2
Columbus	6	1	3	4	2
Dallas	10	1	4	5	0
Detroit	17	2	5	7	4
Edmonton	18	2	9	11	8
Florida	33	5	15	20	6
Los Angeles	9	1	4	5	6
Minnesota	7	0	4	4	4
Montréal	53	12	29	41	10
Nashville	10	0	2	2	2
New Jersey	34	4	22	26	14
NY Islanders	36	4	17	21	4
NY Rangers	36	1	27	28	12
Ottawa	56	1	23	24	18
Philadelphia	35	3	16	19	8
Phoenix	9	2	4	6	2
Pittsburgh	35	6	16	22	14
San Jose	8	1	3	4	2
St Louis	14	1	4	5	2
Tampa Bay	32	1	18	19	12
Toronto	0	0	0	0	0
Vancouver	18	0	7	7	6
Washington	33	5	12	17	6
NHL TOTALS	738	73	360	433	206

FAVOURITE TV SHOW:

Seinfeld

FAVOURITE SPORT (BESIDES HOCKEY):

Soccer

FAVOURITE SNACK:

Chocolate

FAVOURITE SUPERSTITION:

Right skate first

FAVOURITE MUSICIAN:

Metallica

BECAME A LEAF:

Toronto's 13th choice, 204th overall, in the 1996 Entry Draft.

2008-09 SEASON: Played 57 games for Toronto collecting 31 points (4 goals, 27 assists) with 8 penalty minutes. Ranked 1st on the team in average ice-time per game (23:27). Registered a 4-game point streak (5 assists) Oct. 29 - Nov. 4. Scored a goal and collected 2 assists Nov. 13 at Edmonton, including 416th career Maple Leafs point to pass Ian Turnbull (415 points) for 3rd place in all-time scoring among Leafs defencemen. Registered a 4-game point streak (1 goal, 6 assists) Nov. 8 - 15. Played 700th career NHL game Nov. 17 vs. Boston. Collected 3 assists and a (+3) rating December 20 at Pittsburgh. Represented Eastern Conference at 2009 NHL All-Star Game Jan. 25 at Montreal. Missed 13 games due to hand injury (Jan. 31 - Feb. 26). Missed 12 games due to hand injury (Mar. 5 - 28). Scored 1 shootout goal on 3 shootout attempts.

CAREER: 2007-08: Played 82 games for Toronto collecting 53 points (8 goals, 45 assists). Ranked 1st among team defencemen in assists and points. Ranked 5th among NHL defencemen in assists and 9th in points. Reached 45-point plateau for 5th time in career. Played 600th career NHL game Oct. 3 vs. Ottawa. Scored 7th career regular season overtime goal Oct. 6 vs. Montreal. Collected 2 assists, including 300th career NHL assist, Nov. 20 vs. Boston. Collected 303rd career assist and surpassed Ian Turnbull for 3rd in Maple Leafs all-time assists among defencemen Dec. 10 vs. Tampa Bay. Won Accuracy Shooting at 2008 NHL Super Skills Competition Jan. 26 at Atlanta. Played for Eastern Conference All-Star Team at NHL All-Star Game Jan. 27 at Atlanta. Registered a season-high 5-game point-streak (7 assists) Mar. 4 -12. Collected 400th career NHL point (assist) Mar. 22 at Ottawa. Played for the Czech Republic at World Championships. Ranked 2nd among all defencemen in points (10) at World Championships. Named to World Championships All-Star Team. **2006-07:** Ranked 8th (tie) among NHL defencemen in points (58) and 1st among team defencemen in points. Ranked 10th in NHL average ice time (25:52). Ranked 2nd on the team in assists (47), 2nd in points and 2nd in ice time. Registered a career-high (tie) in goals (11). Collected 1st career hat trick and added an assist Oct. 28 at Montreal (tied career high for points in a game - 2 times). Registered 1st hat trick in a game by a Maple Leafs defenceman since Borje Salming accomplished the feat Oct. 10, 1981. Collected 300th career point (goal) Nov. 1 at Tampa Bay. Registered a career-high 8-game point-streak (7 goals, 8 assists) Oct. 28 - Nov. 11. Played for Eastern Conference and was the Maple Leafs lone representative at 2007 NHL All-Star Game Jan. 24 at Dallas. Returned to lineup after missing 8 games due to concussion and collected 50th point (assist) of season Mar. 23 at Buffalo. **2005-06:** Registered a career-high in assists (58), points (67), powerplay points (51), powerplay assists (45) and average ice time (28:10). Ranked 4th (tie) among NHL defencemen in points. Ranked 3rd on team in points. Ranked 10th (tie) in NHL assists, 2nd (tie) among NHL defencemen and 1st on the team in overall team assists. Ranked 2nd in the NHL in average ice time per game. Ranked 4th (tie) in the NHL in powerplay points and 1st in assists. Registered a franchise-high in powerplay points by a defencemen. Ranked 3rd on the team in multi-point games (17). Ranked 1st on the team in games played (82). Registered his

#15 TOMAS KABERLE

49

THE PLAYERS

200th career NHL assist Nov. 25 at Carolina. Selected to play for Czech Republic in the 2006 Winter Olympic Games. Ranked 4th (tie) among Olympic defencemen in points (4). Won a bronze medal with Czech Republic. Registered 4 points (1 goal, 3 assists) Mar. 7 vs. Montreal. Played 9 games for the Czech Republic at World Championships collecting 6 points (1 goal, 5 assists) with 31 penalty minutes. **2004-05:** Played 49 games for Kladno of the Czech Republic Extraleague and ranked 4th in the Czech Republic Extraleague in assists (31) and 14th in points (39). Led all Czech Republic Extraleague defencemen in assists and points. Finished 1st on the team in assists and 2nd in points. Finished 1st among team defencemen in assists, 1st in points and 2nd in goals. Voted by players as Czech Republic Extraleague Most Valuable Player. Played 9 games for Czech Republic at World Championships and won the gold medal. Ranked 10th among tournament defencemen in points (4-tie). Led team defencemen in assists (tie) and points (tie). **2003-04:** Finished 2nd on the team in plus/minus (+16), 3rd in average ice time (23:11) and 5th in assists (28-tie). Registered his 200th career NHL point (2 assists) Nov. 13 at Los Angeles. Played his 400th career NHL game Dec. 6 vs. Detroit. Missed 1st career NHL regular season game due to injury Dec. 19 at Washington. Missed 10 games due to injury. Represented Czech Republic at World Cup of Hockey. **2002-03:** Ranked 9th among NHL defencemen in points (47). Finished 1st on the team in plus/minus (+20), 1st in average ice time (24:50) and 1st in games played (82-tie). Led team defencemen in goals (11) and points (47). Set career highs in games played (82-tie) and goals (11-tie). Played his 300th career NHL game Oct. 28 vs. Anaheim. Finished 1st on the team during the playoffs in average ice time (30:03). Played 7 games for the Czech Republic at World Championships. Finished 1st on the team in assists (7) and 1st among team defencemen in points (7-tie). **2001-02:** Ranked 17th among NHL defencemen in points (39-tie). Finished 1st in assists (29), 2nd in points and 2nd in goals (10) among team defencemen. Played 4 games for the Czech Republic at the Olympics collecting 1 assist with 2 penalty minutes. Selected to the World Team and collected an assist in 1st NHL All-Star Game. Played 1st game of the season Nov. 3 vs. Colorado after signing a new multi-year deal. Registered his 100th career NHL assist Dec. 22 vs. Buffalo. Ranked 5th in the NHL playoffs in plus/minus (+7-tie). Finished 1st on the team during the playoffs in plus/minus, 3rd in assists and 4th in points (tie). Led team defencemen during the playoffs in points (tie) and assists. Played his 50th career NHL playoff game May 12 at Ottawa. **2000-01:** Led team defencemen in goals (6), assists (39) and points (45). Played 200th career NHL game Feb. 19 vs. New Jersey. **1999-00:** Finished 2nd on the team in average ice time (22:54). 1 of 2 Leafs to play all 82 games. Played his 100th career NHL game Jan. 7 at Pittsburgh. **1998-99:** Played his 1st career NHL game and led all players in ice time (29:13) Oct. 10 vs. Detroit. Registered 1st career NHL point (assist) Oct. 13 at Edmonton. Scored 1st career NHL goal Oct. 23 at Detroit (Kevin Hodson). Played 1st career NHL playoff game in Game 4 of the Eastern Conference Quarterfinal vs. Philadelphia. Registered 1st career NHL playoff point (assist on the game-winning goal) in Game 2 of the Eastern Conference Semifinal vs. Pittsburgh. **1997-98:** Played 47 games for Poldi Kladno of the Czech Republic Extraleague collecting 23 points (4 goals, 19 assists) with 12 penalty minutes. Played 2 games for St. John's of the American Hockey League. Represented the Czech Republic at the World Junior Championships.



#15 TOMAS KABERLE

AMATEUR AND PRO RECORD

REGULAR SEASON

PLAYOFFS

SEASON	CLUB	LEAGUE	GP	G	A	PTS	+/-	PIM	PP	SH	GW	S	5%	GP	G	A	PTS	PIM
1994-95	POLDI KLADNO	CZE	4	0	1	1	--	0	--	--	--	--	--	--	--	--	--	--
	POLDI KLADNO	CZE JR	37	7	10	17	--	--	--	--	--	--	--	--	--	--	--	--
1995-96	POLDI KLADNO	CZE	23	0	1	1	--	2	--	--	--	--	--	2	0	0	0	0
	POLDI KLADNO	CZE JR	23	6	13	19	--	--	--	--	--	--	--	--	--	--	--	--
1996-97	POLDI KLADNO	CZE	49	0	5	5	--	26	--	--	--	--	--	3	0	0	0	0
1997-98	POLDI KLADNO	CZE	47	4	19	23	--	12	--	--	--	--	--	--	--	--	--	--
	ST. JOHN'S	AHL	2	0	0	0	--	0	--	--	--	--	--	--	--	--	--	--
	CZECH REPUBLIC	WJC	7	1	1	2	--	2	--	--	--	--	--	--	--	--	--	--
1998-99	TORONTO	NHL	57	4	18	22	3	12	0	0	2	71	5.6	14	0	3	3	2
	CZECH REPUBLIC	WC	9	2	3	5	--	0	--	--	--	--	--	--	--	--	--	--
1999-00	TORONTO	NHL	82	7	33	40	3	24	2	0	0	82	8.5	12	1	4	5	0
2000-01	TORONTO	NHL	82	6	39	45	10	24	0	0	1	96	6.3	11	1	3	4	0
2001-02	TORONTO	NHL	69	10	29	39	5	2	5	0	3	85	11.8	20	2	8	10	16
	POLDI KLADNO	CZE	9	1	7	8	--	4	--	--	--	--	--	--	--	--	--	--
	CZECH REPUBLIC	OLYMPICS	4	0	1	1	--	2	--	--	--	--	--	--	--	--	--	--
2002-03	TORONTO	NHL	82	11	36	47	20	30	4	1	2	119	9.2	7	2	1	3	0
	CZECH REPUBLIC	WC	7	0	7	7	--	2	--	--	--	--	--	--	--	--	--	--
2003-04	TORONTO	NHL	71	3	28	31	16	18	0	0	1	88	3.4	13	0	3	3	6
	CZECH REPUBLIC	W CUP	4	0	1	1	--	0	--	--	--	--	--	--	--	--	--	--
2004-05	KLADNO	CZE	49	8	31	39	11	38	--	--	--	--	--	7	1	0	1	0
	CZECH REPUBLIC	WC	9	1	3	4	3	4	--	--	--	--	--	--	--	--	--	--
2005-06	TORONTO	NHL	82	9	58	67	-1	46	6	0	2	163	5.5	--	--	--	--	--
	CZECH REPUBLIC	OLYMPICS	8	2	2	4	2	2	--	--	--	--	--	--	--	--	--	--
	CZECH REPUBLIC	WC	9	1	5	6	-2	31	--	--	--	--	--	--	--	--	--	--
2006-07	TORONTO	NHL	74	11	47	58	3	20	2	0	1	128	8.6	--	--	--	--	--
2007-08	TORONTO	NHL	82	8	45	53	-8	22	6	0	1	155	5.2	--	--	--	--	--
	CZECH REPUBLIC	WC	7	1	9	10	1	0	1	0	14	14	7.1	--	--	--	--	--
2008-09	TORONTO	NHL	57	4	27	31	-8	8	3	0	1	93	4.3	--	--	--	--	--
NHL TOTALS			738	73	360	433	43	206	28	1	14	1080	6.8	77	6	22	28	24

SINGLE GAME NHL MILESTONES

HAT TRICKS 1 - Oct 28, 2006 @ MTL
 MOST GOALS 3(1) - Oct 28, 2006 @ MTL
 MOST ASSISTS 3(9) - Last: Dec. 20, 2008 @ PIT
 MOST POINTS 4(2) - Last: Oct 28, 2006 @ MTL (3G, 1A)

LONGEST NHL STREAKS

POINTS 8 - Last: Oct 28 - Nov 11, 2006 (7G, 8A)
 GOALS 3 - Last: Oct 28 - Nov 1, 2006 (5G)
 ASSISTS 6 - Last: Mar 7-18, 2006 (10A)

REGULAR SEASON OT GOALS

- Dec. 5, 1998 @Montreal (Hackett)
- Apr. 1, 2003 @ New Jersey (Brodeur)
- Mar. 15, 2004 @ Buffalo (Biron)
- Dec. 27, 2005 @ Pittsburgh (Fleury)
- Apr. 11, 2006 vs. Florida (McLennan)
- Mar. 31, 2007 vs. Pittsburgh (Fleury)
- Oct. 6, 2007 vs. Montreal (Huet)

SINGLE GAME LEAFS MILESTONES

See NHL Milestone
 See NHL Milestone
 See NHL Milestone
 See NHL Milestone

LONGEST LEAFS STREAKS

See NHL Milestone
 See NHL Milestone
 See NHL Milestone

REGULAR SEASON PENALTY SHOTS

None

REGULAR SEASON SHOOTOUT ATTEMPTS

2005/06: None
 2006/07: Scored 1 goal on 3 shootout attempts
 2007/08: Scored 2 goals on 3 shootout attempts
 2008-09: Scored 1 goal on 3 attempts



ONE CLICK ^{TO} EVERYTHING LEAFS

GO TO:




MAPLELEAFS.COM

ALL ACCESS



**SIGN UP TO BE A LEAFS NATION
INSIDER TODAY!**

twitter



myspace.com
a place for friends




LEAFSPACE

**LEAFS TV
ON DEMAND**



**LEAFS TV
INTERACTIVE**



BORN: MADISON, WISCONSIN

DATE: OCTOBER 2, 1987

HEIGHT: 5' 11"

WEIGHT: 180 LBS.

SHOOTS: RIGHT

POSITION: RIGHT WING

Vs. NHL

	GP	G	A	P	PIM
Anaheim	2	0	0	0	0
Atlanta	12	4	6	10	4
Boston	-	-	-	-	-
Buffalo	21	8	3	11	6
Calgary	2	0	0	0	0
Carolina	12	1	1	2	2
Chicago	3	3	0	3	0
Colorado	2	1	0	1	0
Columbus	2	0	0	0	0
Dallas	2	1	0	1	0
Detroit	3	2	0	2	0
Edmonton	2	0	0	0	0
Florida	11	4	1	5	0
Los Angeles	2	3	1	4	0
Minnesota	3	1	0	1	0
Montreal	19	4	9	13	10
Nashville	2	0	0	0	0
New Jersey	11	0	9	9	8
NY Islanders	11	6	5	11	6
NY Rangers	11	1	2	3	0
Ottawa	20	7	4	11	12
Philadelphia	10	0	3	3	4
Phoenix	2	0	1	1	0
Pittsburgh	12	4	2	6	2
St. Louis	3	0	3	3	0
San Jose	2	0	0	0	0
Tampa Bay	11	6	4	10	0
Toronto	18	8	4	12	2
Vancouver	1	0	0	0	0
Washington	10	2	2	4	0

NHL TOTALS: 222 66 60 126 56

FAVOURITE NHL TEAM GROWING UP:

Colorado Avalanche

FAVOURITE FOODS:

Steak and Beef Stew

FAVOURITE GADGET:

Cell Phone

FAVOURITE MUSICAL ARTISTS:

Phil Vasser and Kenny Chesney

FAVOURITE VACATION SPOT:

Florida

BECAME A LEAF:

Acquired from Boston for Toronto's first round and second round picks in 2010, and first round pick in 2011. Originally Boston's first choice, fifth overall, in the 2006 Entry Draft.

2008-09 SEASON: Played 70 games for Boston collecting 60 points (36 goals, 24 assists) with 16 penalty minutes. Established career-highs in goals, assists and points.

Became Boston's 1st 30-goal scorer since 2005-06 when he scored Mar. 14. The 36 goals scored were the most by a Bruin in 1 season since 2002-03. Registered 14 multi-point games. Earned 2nd career hat-trick Apr. 12 at NY Islanders. Recorded 18-game point streak (14 goals, 14 assists) Nov. 13-Dec. 21. That was longest point streak of season in the NHL, tied him with Ed Olczyk for the longest point streak by a U.S.-born player in NHL history, was the 5th longest in Bruins history and the longest by a Bruin since 1996-97. Registered a 6-game goal streak (7 goals) Nov. 26-Dec. 8. Collected his 100th NHL point (goal) Dec. 18 vs. Toronto. Played 200th career NHL game Feb. 7 vs. Philadelphia. Earned NHL 'First Star' honours for the week of Dec. 8-14, while registering 3 goals, 5 assists in 4 games played. Earned NHL 'Third Star' honours for the week of Apr. 6-12 while registering 5 goals, 1 assist in 3 games played. Scored 1 shootout goal on 8 shootout attempts. Missed 12 games due to injuries (mononucleosis, shoulder and flu-like symptoms) and underwent shoulder surgery May 21. Played 11 playoff games collecting 11 points (6 goals, 5 assists) with 4 penalty minutes. Ranked 3rd in Boston playoff scoring.

CAREER: 2007-08: Was 1 of 3 Bruins to play in all 82 games. Had 5 multi-point games, including his 1st career hat-trick in a career-high 4 point (3 goals, 1 assist) effort Oct. 12 in Los Angeles. Took 13 shootout shots and scored 5 goals, all of which were deciding shootout tallies which led the NHL. Took his 1st career penalty shot on Oct. 27, and was unsuccessful vs. Philadelphia's Martin Biron. Played his 100th NHL game Dec. 12 in Atlanta. Was 3rd in the team's playoff scoring race with 4 points (3 goals, 1 assist) in 4 post-season games. Played his 1st NHL playoff game Apr. 10 in Montreal and recorded his first playoff point with an assist in that game. Scored his first playoff goal Apr. 17 in Montreal and added a two-goal effort on Apr. 19 in game 6 of the series. **2006-07:** Had 7 multi-point games, all two-point efforts. Led all rookies and tied for 2nd overall in the league with 4 deciding shootout goals. Played his 1st NHL game Oct. 6 at Florida. Recorded his 1st NHL point (assist) Oct. 7 at Tampa Bay and scored his 1st NHL goal Oct. 21 vs. Buffalo. Missed 11 games from Dec. 11-Jan. 4 following a testicular cancer diagnosis and surgery. Won the Bill Masterton Trophy for "perseverance, sportsmanship and dedication to hockey." **COLLEGE:** Played 1 season of college hockey with the University of Minnesota, finishing 2nd in the team's scoring race and 6th overall in the WCHA with 51 points (18 goals, 33 assists) in 39 games. Ranked 13th nationally in points while leading the nation's rookies in scoring. Led the team in plus/minus at +22. Was named the WCHA's Rookie of the Year and earned a WCHA All-Rookie Team berth. His 1st career

#81 PHIL KESSEL



college goal came on a penalty shot (Oct. 21 vs. Minnesota St.), the 1st time in team history that had occurred. **INTERNATIONAL:** Played for Team USA in 2 World Junior Tournaments—2005 he had 6 points (4 goals, 2 assists) in 7 games; 2006 he led the tournament in scoring with 11 points (1 goal, 10 assists) in 7 games. Also represented the USA in 3 World Championships—2006, 2 points (1 goal, 1 assist) in 7 games as the only college player on that team; 2007, 7 points (2 goals, 5 assists) in 7 games; and 2008, 10 points (6 goals, 4 assists) in 7 games. Holds USA Hockey's record for career points at the IIHF World Under-18 Championships with 26.



AMATEUR AND PRO RECORD

SEASON	CLUB	LEAGUE	REGULAR SEASON										PLAYOFFS						
			GP	G	A	PTS	+/-	PIM	PP	SH	GW	S	%	GP	G	A	PTS	PIM	
2003-04	USNTDP	U-17	32	31	18	49	--	8	--	--	--	--	--	--	--	--	--	--	--
	USNTDP	NAHL	30	21	12	33	--	18	--	--	--	--	--	--	--	--	--	--	--
2004-05	USNTDP	U-18	31	41	32	73	--	16	--	--	--	--	--	--	--	--	--	--	
	USNTDP	NAHL	14	11	14	25	0	21	5	0	2	--	--	--	--	--	--	--	
2005-06	U. OF MINNESOTA	WCHA	39	18	33	51	--	28	--	--	--	--	--	--	--	--	--	--	
	UNITED STATES	NTS	7	1	1	2	--	2	--	--	--	--	--	--	--	--	--	--	
2006-07	BOSTON	NHL	70	11	18	29	-12	12	1	0	0	170	6.5	--	--	--	--	--	
	PROVIDENCE	AHL	2	1	0	1	0	2	0	0	0	--	--	--	--	--	--		
	UNITED STATES	NTS	7	2	5	7	--	6	--	--	--	--	--	--	--	--	--		
2007-08	BOSTON	NHL	82	19	18	37	-6	28	5	0	3	213	8.9	4	3	1	4	2	
	UNITED STATES	NTS	7	6	4	10	--	6	--	--	--	--	--	--	--	--	--		
2008-09	BOSTON	NHL	70	36	24	60	23	16	8	0	6	232	15.5	11	6	5	11	4	
NHL TOTALS			222	66	60	126	5	56	14	0	9	615	10.7	15	9	6	15	6	

SINGLE GAME NHL MILESTONES

HAT TRICKS 2 - Last: Apr. 12, 2009 at NYI
 MOST GOALS 3(2) - Last: Apr. 12, 2009 at NYI
 MOST ASSISTS 2(7) - Last: Jan. 29, 2009 vs. NJD
 MOST POINTS 4(2) - Last: Apr. 12, 2009 at NYI (3G, 1A)

LONGEST NHL STREAKS

POINTS 18 - Nov. 13-Dec. 21, 2008 (14G, 14A)
 GOALS 6 - Nov. 26-Dec. 8, 2008 (7G)
 ASSISTS 7 - Dec. 8-21, 2008 (9A)

REGULAR SEASON OT GOALS

None

REGULAR SEASON SHOOTOUT ATTEMPTS

2006-07: Scored 4 goal in 7 attempts
 2007-08: Scored 5 goals in 13 attempts
 2008-09: Scored 1 goals in 8 attempts

SINGLE GAME LEAFS MILESTONES

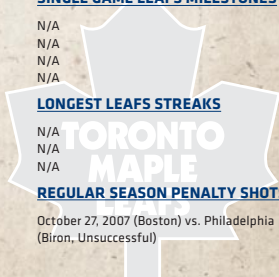
N/A
 N/A
 N/A
 N/A


LONGEST LEAFS STREAKS

N/A
 N/A
 N/A

REGULAR SEASON PENALTY SHOTS

October 27, 2007 (Boston) vs. Philadelphia (Biron, Unsuccessful)





BORN: WEST ISLIP, NEW YORK

DATE: JANUARY 19, 1982

HEIGHT: 6' 4"

WEIGHT: 243 LBS.

SHOOTS: RIGHT

POSITION: DEFENCE

Vs. NHL

	GP	G	A	P	PIM
Anaheim	5	0	0	0	4
Atlanta	19	0	1	1	15
Boston	30	3	6	9	55
Buffalo	31	1	1	2	20
Calgary	4	0	0	0	4
Carolina	16	1	2	3	35
Chicago	3	0	0	0	0
Colorado	3	0	1	1	4
Columbus	3	0	0	0	4
Dallas	2	0	0	0	4
Detroit	2	0	0	0	0
Edmonton	4	0	0	0	5
Florida	21	0	2	2	25
Los Angeles	4	0	1	1	6
Minnesota	4	1	1	2	6
Montréal	0	0	0	0	0
Nashville	5	0	2	2	8
New Jersey	19	0	4	4	14
NY Islanders	18	1	0	1	48
NY Rangers	18	0	2	2	40
Ottawa	28	1	4	5	41
Philadelphia	17	1	1	2	47
Phoenix	4	0	0	0	2
Pittsburgh	19	0	2	2	16
San Jose	5	0	0	0	4
St Louis	3	0	1	1	4
Tampa Bay	20	0	5	5	21
Toronto	31	2	6	8	38
Vancouver	5	0	0	0	10
Washington	18	1	4	5	16
NHL TOTALS	361	12	46	58	496

FAVOURITE SPORT (BESIDES HOCKEY):

Golf or Wiffle Ball

FAVOURITE PLACE TO VISIT:

London, England

FAVOURITE SNACK:

Apple with almond butter

FAVOURITE SUPERSTITION:

Eat same food on game days

FAVOURITE ATHLETES:

Christiano Ronaldo / Roger Federer

BECAME A LEAF:

Signed as an unrestricted free agent by Toronto July 1, 2009. Originally Montreal's first choice, seventh overall, in the 2001 Entry Draft.

2008-09 SEASON: Played 66 games for Montreal collecting 11 points (2 goals, 9 assists) with 121 penalty minutes. Set a career-high for penalty minutes in a season. Named to the NHL All-Star Game starting lineup. Ranked 1st on team in October in hits (39) and blocked shots (38). Ranked 1st on team in January in plus/minus (+3), hits (46) and blocked shots (40). Ranked 1st on team in February in hits (34) and blocked shots (45). Ranked 1st on team in March in blocked shots (37). Played 4 playoff games for Montreal registering 20 penalty minutes. Ranked 2nd on team in playoff penalty minutes.

CAREER: 2007-08: Ranked 1st in NHL hits (266) and 2nd in blocked shots (227). Ranked 1st on Montreal in hits and blocked shots in the months of Oct., Nov., Dec., Jan. and Feb. Ranked 1st on team in Tied a career-high with 4 goals. Voted Montreal's candidate for the Bill Masterton Memorial Trophy by the Montreal chapter of the Professional Hockey Writers Association (PHWA). Forced out of lineup March 22 with a lower-body injury, ending a streak of 196 consecutive games played. Played a career-high 12 playoff games for Montreal collecting 3 points (1 goal, 2 assists) with 18 penalty minutes. **2006-07:** Established career-highs in games played (82), goals (4-tie), assists (15) and points (19). Ranked 4th in NHL and 2nd among league defencemen in hits (248). Ranked 2nd among Montreal players in blocked shots (147) and shorthanded goals (2). Ranked 3rd on team in plus/minus (+7) and average ice-time (19:15) **2005-06:** Ranked 3rd on Montreal in hits (154). Scored 1st NHL goal Mar. 20, 2006 at Washington (Olaf Kolzig). Posted an even or a positive plus/minus rating in 34 of last 36 games (January 25 to April 18). Registered 10 penalty minutes and a (+2) rating in 6 playoff games. **2004-05:** Played 20 games for Hamilton (AHL) collecting 5 points (1 goal, 4 assists) with 49 penalty minutes. Played 4 playoff games for Hamilton collecting 1 assist and 8 penalty minutes. **2003-04:** Recorded 1st multi-point game (2 assists) March 13 vs. Toronto. Was even or plus in 38 of 46 games. Played 7 playoff games for Montreal collecting 8 penalty minutes. **2002-03:** When recalled from Hamilton (AHL) Feb. 8 led team defencemen in scoring with 28 points (4 goals, 24 assists). Played in 21 consecutive games after being recalled from Hamilton. Played 1st career NHL game Feb. 19 vs. Buffalo. Collected 1st NHL point (assist) Apr. 5 vs. the NY Rangers. Named to AHL All-Rookie Team. Played in AHL All-Star Game for PlanetUSA. **2000-02:** Played 80 games over 2 seasons at the University of Michigan collecting 46 points (15 goals, 31 assists) with 145 penalty minutes. **2001-02:** Named to the NCAA West First All-American Team. Named to the CCHA First All-Star Team. **2000-01:** Named to CCHA All-Rookie Team.

#8 MIKE KOMISAREK

53

THE PLAYERS



AMATEUR AND PRO RECORD

SEASON	CLUB	LEAGUE	REGULAR SEASON											PLAYOFFS						
			GP	G	A	PTS	+/-	PIM	PP	SH	GW	S	5%	GP	G	A	PTS	PIM		
1998-99	NEW ENGLAND	EJHL	53	17	24	41	--	--	--	--	--	--	--	--	--	--	--	--	--	--
1999-00	TEAM USA	USOP	51	5	8	13	--	124	--	--	--	--	--	--	--	--	--	--	--	--
2000-01	U. OF MICHIGAN	CCHA	41	4	12	16	17	77	--	--	--	83	4.8	--	--	--	--	--	--	--
2001-02	U. OF MICHIGAN	CCHA	40	11	19	30	23	70	--	--	--	111	9.9	--	--	--	--	--	--	--
2002-03	MONTREAL	NHL	21	0	1	1	-6	28	0	0	0	26	0.0	--	--	--	--	--	--	--
	HAMILTON	AHL	56	5	25	30	27	79	3	0	0	127	3.9	23	1	5	6	60	8	
2003-04	MONTREAL	NHL	46	0	4	4	4	34	0	0	0	40	0.0	7	0	0	0	8		
	HAMILTON	AHL	18	2	7	9	0	47	0	0	1	39	5.1	--	--	--	--	--	--	--
2004-05	HAMILTON	AHL	20	1	4	5	6	49	1	0	0	34	2.9	4	0	1	1	8		
2005-06	MONTREAL	NHL	71	2	4	6	-1	116	0	0	0	66	3.0	6	0	0	0	10		
2006-07	MONTREAL	NHL	82	4	15	19	7	96	0	2	1	78	5.1	--	--	--	--	--	--	
2007-08	MONTREAL	NHL	75	4	13	17	9	101	0	0	1	75	5.3	12	1	2	3	18		
2008-09	MONTREAL	NHL	66	2	9	11	0	121	0	0	0	56	3.6	4	0	0	0	20		
	NHL TOTALS		361	12	46	58	13	496	0	2	2	341	3.5	29	1	2	3	56		

SINGLE GAME NHL MILESTONES

HAT TRICKS None
 MOST GOALS 1(12) - Last: Apr. 2, 2009 (MTL) @ NYI
 MOST ASSISTS 2(3) - Last: Jan. 24, 2009 (MTL) @ NJD
 MOST POINTS 2(7) - Last: Jan. 24, 2009 (MTL) @ NJD (2A)

LONGEST NHL STREAKS

POINTS 3 - Last: Oct. 22 - 27, 2007 (MTL) (3A)
 GOALS 1 - Last: Apr. 2, 2009 (MTL) (1G)
 ASSISTS 3 - Last: Oct. 22 - 27, 2007 (MTL) (3A)

REGULAR SEASON OT GOALS

1. Nov. 13, 2007 (MTL) @ Toronto (Raycroft)
 2. Apr. 1, 2003 @ New Jersey (Brodeur)

REGULAR SEASON SHOOTOUT ATTEMPTS

None

SINGLE GAME LEAFS MILESTONES

N/A
 N/A
 N/A
 N/A

LONGEST LEAFS STREAKS


N/A
 N/A
 N/A

REGULAR SEASON PENALTY SHOTS

None



#41 NIKOLAI KULEMIN



BORN: MAGNITOGORSK, RUSSIA

DATE: JULY 14, 1986

HEIGHT: 6' 1"

WEIGHT: 225 LBS.

SHOOTS: LEFT

POSITION: LEFT WING

Vs. NHL	GP	G	A	P	PIM
ANAHEIM	1	0	0	0	0
ATLANTA	3	1	0	1	0
BOSTON	6	1	2	3	6
BUFFALO	6	1	0	1	2
CALGARY	2	1	0	1	0
CAROLINA	2	0	4	4	0
CHICAGO	1	0	0	0	0
COLORADO	1	0	2	2	0
COLUMBUS	1	0	0	0	0
DALLAS	1	0	0	0	0
DETROIT	1	1	0	1	0
EDMONTON	2	1	0	1	0
FLORIDA	3	0	0	0	2
LOS ANGELES	1	0	0	0	0
MINNESOTA	1	0	0	0	0
MONTREAL	5	2	3	5	0
NASHVILLE	0	0	0	0	0
NEW JERSEY	4	0	0	0	4
NY ISLANDERS	4	2	0	2	0
NY RANGERS	4	0	1	1	0
OTTAWA	5	1	0	1	0
PHILADELPHIA	3	1	2	3	0
PHOENIX	1	0	0	0	0
PITTSBURGH	4	0	2	2	0
SAN JOSE	1	1	0	1	0
ST LOUIS	1	1	0	1	0
TAMPA BAY	4	1	0	1	2
TORONTO	0	0	0	0	0
VANCOUVER	1	0	0	0	0
WASHINGTON	4	0	0	0	2
NHL TOTALS	73	15	16	31	18

FAVOURITE MOVIE:

Happy Gilmore

FAVOURITE ACTOR:

Johnny Depp

FAVOURITE SNACK:

Oatmeal

FAVOURITE SUPERSTITION:

Right Skate, Left Skate

FAVOURITE ATHLETE:

Roger Federer

BECAME A LEAF:

Toronto's second choice, 44th overall, in the 2006 Entry Draft.

2008-09 SEASON: Played 73 games for Toronto collecting 31 points (15 goals, 16 assists) with 18 penalty minutes. Played 5 games for the Toronto Marlies (AHL). Played 1st NHL game and scored 1st NHL goal (Chris Osgood - GWG) and point Oct. 9 at Detroit. Became 1st player to make his NHL debut in a season-opener against the defending Stanley Cup champion and score a goal in that game since Eric Lindros did so for the Flyers against the Penguins on Oct. 6, 1992. Collected 1st NHL assist Oct. 23 at Boston. Assigned to Toronto Marlies Jan. 7. Recalled from Toronto Marlies Jan. 11. Missed 4 games due to ankle injury (Jan. 13 - 19). Assigned to Toronto Marlies Jan. 23. Recalled from Toronto Marlies Jan. 26. Did not dress and was a healthy scratch Feb. 21 vs. Vancouver. Did not play Mar. 19 at Florida due to birth of son Alexei. Registered 3 points (1 goal, 2 assists) Mar. 21 at Montreal. Registered 3 points (1 goal, 2 assists) Apr. 3 at Philadelphia. Missed final game of season due to ankle injury (Apr. 11). Scored 3 shootout goals on 9 shootout attempts.

CAREER: 2007-08: Played 57 games for Magnitogorsk of the Russian Super League collecting 33 points (21 goals, 12 assists) with 63 penalty minutes. Ranked 1st in Magnitogorsk goals (tie) and 4th in penalty minutes. Ranked 5th (tie) in Russian Super League goals and 18th (tie) in points. Played 11 playoff games for Magnitogorsk collecting 4 points (2 goals, 2 assists) with 29 penalty minutes. Ranked 2nd in Magnitogorsk playoff penalty minutes. **2006-07:** Played 54 games for Magnitogorsk of the Russian Super League collecting 39 points (27 goals, 12 assists) with 42 penalty minutes. Ranked 1st in Magnitogorsk goals and 2nd in points. Ranked 2nd in Russian Super League goals, 8th in points and 5th (tie) in plus/minus (+17). Played 15 playoff games for Magnitogorsk collecting 11 points (10 goals, 1 assist) with 10 penalty minutes. Ranked 1st in Magnitogorsk playoff goals and 1st in playoff points (tie). Ranked 1st in Russian Super League playoff goals and 2nd in points (tie). Played 9 games for Russia at World Championships collecting 3 points (2 goals, 1 assist). Won bronze medal with Russia. **2005-06:** Played 31 games for Magnitogorsk of the Russian Super League collecting 12 points (5 goals, 7 assists). Played 11 playoff games for Magnitogorsk collecting 6 points (2 goals, 4 assists) with 6 penalty minutes. Played 4 games for Magnitogorsk-2 of the Russia-3 League collecting 4 points (3 goals, 1 assist) with 6 penalty minutes. Played 4 games for Russia at World Junior Championships collecting 6 points (4 goals, 2 assists) with 25 penalty minutes. Ranked 1st (tie) on Russia Junior Team in goals and 3rd (tie) in points. Played 7 games for Russia at World Championships collecting 4 points (1 goal, 3 assists) with 2 penalty minutes. **2004-05:** Played 43 games for Magnitogorsk-2 of the Russia-3 League collecting 22 points (9 goals, 13 assists) with 44 penalty minutes. Ranked 1st on Magnitogorsk-2 in goals, as-

#41 NIKOLAI KULEMIN

55

sists, points and penalty minutes. Ranked 6th in Russia-3 League goals, 3rd in assists (tie) and 5th in points. **2003-04:** Played 43 games for Magnitogorsk-2 of the Russia-3 League collecting 26 points (8 goals, 18 assists) with 91 penalty minutes. Played 6 games for the Russia at World U-18 Championships collecting 2 assists and 2 penalty minutes.



AMATEUR AND PRO RECORD

REGULAR SEASON

PLAYOFFS

SEASON	CLUB	LEAGUE	GP	G	A	PTS	+/-	PIM	PP	SH	GW	S	%	GP	G	A	PTS	PIM	
2003-04	MAGNITOGORSK-2	RUS-3	43	8	18	26	--	91	--	--	--	--	--	--	--	--	--	--	--
	RUSSIA	WJC-18	6	0	2	2	--	2	--	--	--	--	--	--	--	--	--	--	--
2004-05	MAGNITOGORSK-2	RUS-3	43	9	13	22	--	44	--	--	--	--	--	--	--	--	--	--	--
2005-06	MAGNITOGORSK	RUS	31	5	7	12	--	8	--	--	--	--	--	11	2	4	6	6	--
	MAGNITOGORSK-2	RUS-3	4	3	1	4	--	6	--	--	--	--	--	--	--	--	--	--	--
	RUSSIA	WJC	4	4	2	6	--	25	--	--	--	--	--	--	--	--	--	--	--
2006-07	RUSSIA	WC-A	7	1	3	4	--	2	--	--	--	--	--	--	--	--	--	--	--
	MAGNITOGORSK	RUS	54	27	12	39	--	42	--	--	--	--	--	15	10	1	11	10	--
2007-08	RUSSIA	WC-A	9	2	1	3	--	0	--	--	--	--	--	--	--	--	--	--	--
	MAGNITOGORSK	RUS	57	21	12	33	--	63	--	--	--	--	--	11	2	2	4	29	--
2008-09	TORONTO	NHL	73	15	16	31	-8	18	2	0	1	129	11.6	--	--	--	--	--	--
	TORONTO	AHL	5	0	0	0	--	0	--	--	--	--	--	--	--	--	--	--	--
NHL TOTALS			73	15	16	31	-8	18	2	0	1	129	11.6	--	--	--	--	--	--

SINGLE GAME NHL MILESTONES

HAT TRICKS None
 MOST GOALS 1(15) - Last: Apr. 3, 2009 @ PHI
 MOST ASSISTS 2(5) - Last: Apr. 3, 2009 @ PHI
 MOST POINTS 3(2) - Last: Apr. 3, 2009 @ PHI (1G, 2A)

LONGEST NHL STREAKS

POINTS 2 - Last: Mar. 27 - 28, 2009 (2G)
 GOALS 2 - Last: Mar. 27 - 28, 2009 (2G)
 ASSISTS 2 - Last: Jan. 29 - 31, 2009 (2A)

REGULAR SEASON OT GOALS

None

REGULAR SEASON SHOOTOUT ATTEMPTS

2008-09: Scored 3 goals in 9 attempts

SINGLE GAME LEAFS MILESTONES


None
 See NHL Milestone
 See NHL Milestone
 See NHL Milestone

LONGEST LEAFS STREAKS

See NHL Milestone
 See NHL Milestone
 See NHL Milestone

REGULAR SEASON PENALTY SHOTS

None



BORN: TORONTO, ONTARIO

DATE: OCTOBER 24, 1974

HEIGHT: 6' 1"

WEIGHT: 217 LBS.

SHOOTS: RIGHT

POSITION: RIGHT WING

Vs. NHL	GP	G	A	P	PIM
ANAHEIM	30	5	2	7	27
ATLANTA	10	0	0	0	9
BOSTON	13	3	3	6	7
BUFFALO	12	0	2	2	33
CALGARY	32	5	1	6	46
CAROLINA	15	0	2	2	11
CHICAGO	47	4	8	12	63
COLORADO	29	2	6	8	20
COLUMBUS	38	9	4	13	53
DALLAS	29	2	7	9	30
DETROIT	45	4	6	10	59
EDMONTON	32	4	2	6	44
FLORIDA	15	3	1	4	9
LOS ANGELES	28	4	4	8	48
MINNESOTA	25	2	3	5	29
MONTREAL	14	1	0	1	18
NASHVILLE	48	3	10	13	45
NEW JERSEY	8	2	3	5	10
NY ISLANDERS	10	1	1	2	4
NY RANGERS	12	1	3	4	20
OTTAWA	15	2	2	4	16
PHILADELPHIA	14	2	1	3	16
PHOENIX	30	5	6	11	44
PITTSBURGH	11	1	0	1	17
SAN JOSE	30	7	3	10	88
ST LOUIS	1	0	1	1	0
TAMPA BAY	14	2	3	5	17
TORONTO	14	1	4	5	13
VANCOUVER	33	2	8	10	27
WASHINGTON	12	1	0	1	15
TOTALS	666	78	96	174	838

FAVOURITE ATHLETE:

Lance Armstrong

FAVOURITE PLACE TO VISIT:

Virgin Islands

FAVOURITE MUSICIAN:

Lenny Kravitz and Jay Z

FAVOURITE SPORT (BESIDES HOCKEY):

College Basketball

FAVOURITE BOOK:

The Power of Now by Eckhart Tolle

BECAME A LEAF:

Acquired from St. Louis June 19, 2008 in exchange for the 70th overall pick (James Livingston) in the 2008 Entry Draft. Originally St. Louis' third choice, 89th overall, in the 1993 Entry Draft.

2008-09 SEASON: Played 71 games for Toronto collecting 16 points (7 goals, 9 assists) with 82 penalty minutes. Ranked 4th on the team in penalty minutes. Played 1st Maple Leafs game Oct. 9 at Detroit. Collected 1st Maple Leafs point (assist) Oct. 13 vs. St. Louis. Played 600th career NHL game Oct. 18 at Pittsburgh. Scored 1st Maple Leafs goal Oct. 29 at New Jersey. Missed 11 games due to hand injury (Dec. 2 - 26). Collected a season-high 2 points (1 goal, 1 assist) Apr. 3 at Philadelphia.

CAREER 2007-08: Played 80 games for St. Louis collecting 27 points (12 goals, 15 assists) with 91 penalty minutes. Registered a career-high in assists & points. Ranked 4th (tie) on the team in penalty minutes. Scored 2 goals, including the game-winning goal, Nov. 25 vs. Calgary. Played 9 games for Canada and won silver medal at World Championships. Collected 5 points (2 goals, 3 assists) with 2 penalty minutes. **2006-07:** Ranked 1st on the team with 89 penalty minutes. Registered 600th career penalty minute Nov. 4 vs. Calgary. Played in 500th career NHL game Mar. 8 vs. Dallas. Played 9 games for Canada and won Gold Medal at 2007 IIHF World Championships. Collected 5 points (4 goals, 1 assist) and 2 game-winning goals. **2005-06:** Recorded a career-high 15 goals and 129 penalty minutes. Ranked 2nd on the team in goals and penalty minutes. Registered a career-high 21 penalty minutes Dec. 16 at Chicago. Registered a career-high 4 game point-streak (3 goals, 2 assists) Oct. 8 - 20. Registered 1st 2-goal game of career Oct. 8 vs. San Jose. Registered 500th career penalty minute Dec. 13 vs. Pittsburgh. Played in 400th career NHL game Dec. 26 vs. Dallas. Collected 100th career NHL point Jan. 17 vs. New Jersey. Missed 15 games due to injury. **2004-05:** Split season with Missouri of the United Hockey League and Hammarby IF of the Swedish-1 League. Played 13 games for Missouri collecting 7 points (5 goals, 2 assists) with 68 penalty minutes. Played 19 games for Hammarby collecting 22 points (9 goals, 13 assists) with 36 penalty minutes. **2003-04:** Played in a team-high (tie) 80 games. St. Louis went (5-1-0-0) when he scored a goal and (7-3-0-1) when he recorded a point. Scored 6 goals and 3 were game-winning goals. Played 300th career NHL game Nov. 6 vs. Vancouver. Registered 400th career penalty minute Dec. 30 vs. Philadelphia. Played in 5 playoff games for St. Louis. **2002-03:** Played 15 games for St. Louis collecting 7 points (2 goals, 5 assists) with 8 penalty minutes. Suffered a season-ending knee injury, tearing his ACL, MCL and cartilage in his right knee Nov. 15 at Edmonton. **2001-02:** Played 200th career NHL game Oct. 22 vs. Calgary. Recorded 300th career NHL penalty minute Feb. 28 at Calgary. Scored a career-high 3 playoff goals. Scored 2 playoff game-winning goals. **2000-01:** Recorded 1st 20 point season in NHL with 21 points (8 goals, 13 assists). Finished 3rd on the team with 117 penalty minutes. **1999-00:** Finished 4th on the team in penalty minutes (90). Played 100th career NHL game Feb. 29 vs. Philadelphia. Played 7 games for Canada at IIHF World Championships scoring 1 goal and collecting 2 penalty minutes. **1998-99:** Split the season between St. Louis and Worcester (AHL).

#21 JAMAL MAYERS

57

THE PLAYERS

Played 34 games for St. Louis collecting 9 points (4 goals, 5 assists) with 40 penalty minutes. Scored 1st career NHL goal Feb. 8 at Florida. Collected 1st career NHL playoff point (assist) May 10 vs. Dallas. **1997-98:** Played 61 games for Worcester collecting 43 points (19 goals, 24 assists). Played majority of season with Worcester. Played 6 games for St. Louis collecting an assist and 2 penalty minutes. Played 1st career NHL game Nov. 3. Collected 1st NHL point (assist) Nov. 5 at Toronto. **1992-96:** Played 4 seasons for Western Michigan University of the Central Collegiate Hockey Association collecting 158 points (55 goals, 103 assists) with 181 penalty minutes.



AMATEUR AND PRO RECORD

REGULAR SEASON

PLAYOFFS

SEASON	CLUB	LEAGUE	GP	G	A	PTS	+/-	PIM	PP	SH	GW	S	5%	GP	G	A	PTS	PIM
1990-91	THORNHILL	MTJHL	44	12	24	36	--	78	--	--	--	--	--	--	--	--	--	--
1991-92	THORNHILL	MTJHL	56	38	69	107	--	36	--	--	--	--	--	--	--	--	--	--
1992-93	WESTERN MICH.	CCHA	38	8	17	25	--	26	--	--	--	--	--	--	--	--	--	--
1993-94	WESTERN MICH.	CCHA	40	17	32	49	--	40	--	--	--	--	--	--	--	--	--	--
1994-95	WESTERN MICH.	CCHA	39	13	32	45	--	40	--	--	--	--	--	--	--	--	--	--
1995-96	WESTERN MICH.	CCHA	38	17	22	39	--	75	--	--	--	--	--	--	--	--	--	--
1996-97	ST. LOUIS	NHL	6	0	1	1	-3	2	0	0	0	7	0.0	--	--	--	--	--
	WORCESTER	AHL	62	12	14	26	--	104	--	--	--	--	--	5	4	5	9	4
1997-98	WORCESTER	AHL	61	19	24	43	--	117	--	--	--	--	--	11	3	4	7	10
1998-99	ST. LOUIS	NHL	34	4	5	9	-3	40	0	0	0	48	8.3	11	0	1	1	8
	WORCESTER	AHL	20	9	7	16	--	34	--	--	--	--	--	--	--	--	--	--
1999-00	ST. LOUIS	NHL	79	7	10	17	0	90	0	0	0	99	7.1	7	0	4	4	2
	CANADA	WC	7	1	0	1	--	2	--	--	--	--	--	--	--	--	--	--
2000-01	ST. LOUIS	NHL	77	8	13	21	-3	117	0	0	0	132	6.1	15	2	3	5	8
2001-02	ST. LOUIS	NHL	77	9	8	17	9	99	0	1	0	105	8.6	10	3	0	3	2
2002-03	ST. LOUIS	NHL	15	2	5	7	1	8	0	0	0	26	7.7	--	--	--	--	--
2003-04	ST. LOUIS	NHL	80	6	5	11	-19	91	0	1	3	130	4.6	5	0	0	0	0
2004-05	HAMMARBY	SWE-2	19	9	13	22	--	36	--	--	--	--	--	--	--	--	--	--
	MISSOURI	UHL	13	5	2	7	--	68	--	--	--	--	--	--	--	--	--	--
2005-06	ST. LOUIS	NHL	67	15	11	26	-22	129	0	2	1	111	13.5	--	--	--	--	--
2006-07	ST. LOUIS	NHL	80	8	14	22	-19	89	0	2	0	129	6.2	--	--	--	--	--
	CANADA	WC	9	4	1	5	--	8	--	--	--	--	--	--	--	--	--	--
2007-08	ST. LOUIS	NHL	80	12	15	27	-19	91	0	1	3	153	7.8	--	--	--	--	--
	CANADA	WC	9	2	3	5	--	2	--	--	--	--	--	--	--	--	--	--
2008-09	TORONTO	NHL	71	7	9	16	-7	82	0	0	1	72	9.7	--	--	--	--	--
	NHL TOTALS		666	78	96	174	-85	838	0	7	8	1012	7.7	48	5	8	13	20
	LEAF TOTALS		71	7	9	16	-7	82	0	0	1	72	9.7	--	--	--	--	--

SINGLE GAME NHL MILESTONES

HAT TRICKS None
 MOST GOALS 2(3) - Last: Nov. 25, 2007 (STL) vs. CGY
 MOST ASSISTS 2(4) - Last: Apr. 2, 2007 (STL) @ DAL
 MOST POINTS 3(1) - Last: Nov. 22, 2006 (STL) @ CBJ (2G, 1A)

LONGEST NHL STREAKS

POINTS 4 - Last: Oct. 8 - 20, 2005 (STL) (3G, 2A)
 GOALS 2 - Last: Feb. 5 - 9, 2008 (STL) (2G)
 ASSISTS 2 - Last: Feb. 12 - 18, 2008 (STL) (2A)

REGULAR SEASON OT GOALS

None

REGULAR SEASON SHOOTOUT ATTEMPTS

None

SINGLE GAME LEAFS MILESTONES


None
 1(7) - Last: Apr. 3, 2009 @ PHI
 1(9) - Last: Apr. 7, 2009 @ NJD
 2(1) - Last: Apr. 3, 2009 @ PHI (1G, 1A)

LONGEST LEAFS STREAKS

2 - Last: Apr. 1 - 3, 2009 (2G, 1A)
 2 - Last: Apr. 1 - 3, 2009 (2G)
 1 - Last: Apr. 7, 2009 (1A)

REGULAR SEASON PENALTY SHOTS

None



BORN: OAKVILLE, ONTARIO

DATE: JANUARY 22, 1985

HEIGHT: 6' 1"

WEIGHT: 204 LBS.

SHOOTS: LEFT

POSITION: CENTRE

Vs. NHL	GP	G	A	P	PIM
ANAHEIM	1	0	0	0	0
ATLANTA	4	0	1	1	0
BOSTON	5	1	3	4	5
BUFFALO	6	1	0	1	4
CALGARY	1	1	1	2	0
CAROLINA	4	0	0	0	0
CHICAGO	1	0	1	1	0
COLORADO	1	0	0	0	0
COLUMBUS	1	0	0	0	0
DALLAS	1	0	0	0	0
DETROIT	1	0	0	0	0
EDMONTON	1	0	0	0	0
FLORIDA	4	0	3	3	4
LOS ANGELES	1	0	1	1	0
MINNESOTA	1	0	0	0	0
MONTRÉAL	5	1	1	2	4
NASHVILLE	1	0	0	0	0
NEW JERSEY	4	3	1	4	0
NY ISLANDERS	3	0	0	0	0
NY RANGERS	4	3	1	4	2
OTTAWA	6	0	1	1	2
PHILADELPHIA	4	0	0	0	4
PHOENIX	1	0	0	0	4
PITTSBURGH	4	1	1	2	2
SAN JOSE	1	0	0	0	0
ST LOUIS	1	0	1	1	0
TAMPA BAY	4	1	0	1	0
TORONTO	0	0	0	0	0
VANCOUVER	1	0	0	0	0
WASHINGTON	4	0	1	1	2
TOTALS	76	12	17	29	33

FAVOURITE MOVIE:

Gladiator

FAVOURITE VIDEO GAME:

Call of Duty: World at War

FAVOURITE BOOK:

Angels & Demons

FAVOURITE SPORT (BESIDES HOCKEY):

Lacrosse

FAVOURITE MUSICIAN:

Alter Bridge

BECAME A LEAF:

Toronto's fourth choice, 158th overall, in the 2003 Entry Draft.

2008-09 SEASON: Played 76 games for Toronto collecting 29 points (12 goals, 17 assists) with 33 penalty minutes. Played 1st NHL game Oct. 9 at Detroit. Collected 1st NHL point (assist) Oct. 13 vs. St. Louis. Scored 2 goals and an assist, including 1st career NHL goal (Stephen Valiquette), and posted a +4 rating Nov. 1 vs. NY Rangers. Missed 5 games due to shoulder injury (Nov. 8 - 17). Scored 2 goals Feb. 3 vs. New Jersey. Missed 1 game due to rib injury (Feb. 26). Registered season high 3-game point streak (2 goals, 2 assists) Feb. 28 - Mar. 3. Scored a goal in regulation and the deciding shootout goal Mar. 17 at Tampa Bay. Scored 1 shootout goal on 2 shootout attempts.

CAREER 2007-08: Played 79 games for the Toronto Marlies (AHL) collecting 51 points (20 goals, 31 assists) with 56 penalty minutes. Ranked 1st on the team in goals and 2nd in points. Registered a season-high 4 assists Apr. 9 vs. Chicago. Played 19 AHL playoff games collecting 12 points (8 goals, 4 assists) with 12 penalty minutes. Ranked 1st on the team in playoff goals and 3rd (tie) in points. **2006-07:** Played 73 games for the Toronto Marlies collecting 36 points (16 goals, 20 assists) with 46 penalty minutes. Collected a season-high 3 points (1 goal, 2 assists), including the game-winning goal Apr. 15 vs. Grand Rapids. Ranked 4th (tie) on the Marlies in goals (16) and points (36). **2005-06:** Played 51 games for the Marlies collecting 17 points (5 goals, 12 assists) with 22 penalty minutes. Registered 1st career AHL point (goal) Dec. 2 at Hamilton. Registered 1st career AHL assist Dec. 6 at Cleveland. Played 2 Calder Cup playoff games registering 4 shots. **2004-05:** Played 2 games for the St. John's Maple Leafs (AHL). Played 1st career AHL game Apr. 3 at Rochester. Played 63 games for the Plymouth Whalers (OHL) collecting 75 points (25 goals, 50 assists) with 59 penalty minutes. Ranked 1st on Plymouth in goals (tie), assists and points. Played 4 OHL playoff games collecting 2 points (1 goal, 1 assist). **2003-04:** Played 65 games for Plymouth collecting 82 points (28 goals, 54 assists) with 45 penalty minutes. Ranked 1st on Plymouth in assists and points. Played 9 OHL playoff games collecting 12 points (6 goals, 6 assists). **2002-03:** Played 68 games for Plymouth collecting 55 points (18 goals, 37 assists) with 31 penalty minutes. Played 18 OHL playoff games collecting 12 points (2 goals, 10 assists) with 8 penalty minutes. **2001-02:** Played 62 games for Plymouth collecting 18 points (9 goals, 9 assists) with 23 penalty minutes. Played 6 OHL playoff games scoring 1 goal with 4 penalty minutes.



AMATEUR AND PRO RECORD

REGULAR SEASON

PLAYOFFS

SEASON	CLUB	LEAGUE	GP	G	A	PTS	+/-	PIM	PP	SH	GW	S	%	GP	G	A	PTS	PIM
2001-02	PLYMOUTH	OHL	62	9	9	18	--	23	--	--	--	--	---	6	1	0	1	4
2002-03	PLYMOUTH	OHL	68	18	37	55	--	31	--	--	--	--	---	18	2	10	12	8
2003-04	PLYMOUTH	OHL	65	28	54	82	--	45	--	--	--	--	---	9	6	6	12	6
2004-05	PLYMOUTH	OHL	63	25	50	75	--	59	--	--	--	--	---	4	1	1	2	0
	ST. JOHN'S	AHL	2	0	0	0	--	0	--	--	--	--	---	--	--	--	--	--
2005-06	TORONTO	AHL	51	5	12	17	--	22	--	--	--	--	---	2	0	0	0	0
2006-07	TORONTO	AHL	73	16	20	36	--	46	--	--	--	--	---	--	--	--	--	--
2007-08	TORONTO	AHL	79	20	31	51	--	56	--	--	--	--	---	19	8	4	12	12
2008-09	TORONTO	NHL	76	12	17	29	-16	33	2	0	0	98	12.2	--	--	--	--	--
	NHL TOTALS		76	12	17	29	-16	33	2	0	0	98	12.2	--	--	--	--	--

SINGLE GAME NHL MILESTONES

HAT TRICKS None
 MOST GOALS 2(2) - Last: Mar. 3, 2009 vs. S NJD
 MOST ASSISTS 2(1) - Last: Jan. 6, 2009 vs. FLA
 MOST POINTS 3(1) - Last: Nov. 1, 2008 vs. NYR(2G, 1A)

LONGEST NHL STREAKS

POINTS 3 - Last: Feb. 28 - Mar. 5, 2009 (2G, 2A)
 GOALS 2 - Last: Apr. 4 - 7, 2009 (2G)
 ASSISTS 2 - Last: Feb. 7 - 10, 2009 (2A)

REGULAR SEASON OT GOALS

None

REGULAR SEASON SHOOTOUT ATTEMPTS

2008-09: Scored 1 goal in 2 attempts

SINGLE GAME LEAFS MILESTONES


None
 See NHL Milestone
 See NHL Milestone
 See NHL Milestone

LONGEST LEAFS STREAKS

See NHL Milestone
 See NHL Milestone
 See NHL Milestone

REGULAR SEASON PENALTY SHOTS

None



BORN: WINNIPEG, MANITOBA

DATE: MARCH 3, 1982

HEIGHT: 6' 3"

WEIGHT: 222 LBS.

SHOOTS: RIGHT

POSITION: RIGHT WING

Vs. NHL	GP	G	A	P	PIM
ANAHEIM	4	0	0	0	5
ATLANTA	12	1	0	1	44
BOSTON	11	0	0	0	5
BUFFALO	16	0	1	1	27
CALGARY	2	0	0	0	0
CAROLINA	11	0	0	0	34
CHICAGO	4	0	0	0	2
COLORADO	2	0	0	0	9
COLUMBUS	2	0	1	1	9
DALLAS	3	0	0	0	16
DETROIT	1	0	0	0	0
EDMONTON	2	0	0	0	10
FLORIDA	10	0	2	2	9
LOS ANGELES	3	0	0	0	0
MINNESOTA	2	0	0	0	7
MONTREAL	11	0	0	0	7
NASHVILLE	1	0	0	0	0
NEW JERSEY	21	0	0	0	47
NY ISLANDERS	24	1	1	2	52
NY RANGERS	0	0	0	0	0
OTTAWA	12	0	0	0	46
PHILADELPHIA	21	0	1	1	60
PHOENIX	3	0	0	0	0
PITTSBURGH	22	0	0	0	65
SAN JOSE	3	0	0	0	0
ST LOUIS	2	0	0	0	5
TAMPA BAY	10	2	0	2	24
TORONTO	15	0	1	1	24
VANCOUVER	2	0	0	0	4
WASHINGTON	13	0	0	0	38
TOTALS	245	4	7	11	549

FAVOURITE MOVIE:

Gladiator

FAVOURITE ACTOR/ACTRESS:

Johnny Depp

FAVOURITE VIDEO GAME:

Guitar Hero

FAVOURITE SPORT (BESIDES HOCKEY):

Soccer – was goaltender for Manitoba at 2001 Canada Games in London, ON

BECAME A LEAF:

Signed as an unrestricted free agent by Toronto July 1, 2009. Originally signed as a free agent by Boston September 19, 2001.

2008-09 SEASON: Played 82 games for the NY Rangers collecting 5 points (1 goal, 4 assists) with 193 penalty minutes. Set career highs for games played, assists, points and penalty minutes in a season. Ranked 1st on team in penalty minutes. Ranked 3rd in NHL penalty minutes. Played 5 playoff games for NY Rangers registering 16 penalty minutes.

CAREER 2007-08: Ranked 1st on team with 159 penalty minutes. Along with Jason Strudwick named co-recipient of the Players' Player Award, as voted by the NY Rangers players. Scored 1st goal of season, a GWG, Nov. 21 at Tampa Bay. Missed last 5 games of season with broken foot. **2006-07:** Played in 53 games for the NY Rangers collecting 3 points (2 goals, 1 assist) with 126 penalty minutes. Ranked 3rd on the team and 18th in the NHL in penalty minutes. Scored 1st career NHL goal, GWG, Feb. 9 vs. Tampa Bay. **2005-06:** Played 20 games for Boston registering 27 penalty minutes. Claimed off waivers by the NY Rangers. Played 15 games for the NY Rangers collecting 1 assist and 44 penalty minutes. Collected 1st NHL point (assist) Mar. 29 at NY Islanders. **2004-05:** Played 61 games for Providence (AHL) collecting 7 points (1 goal, 6 assists) with 279 penalty minutes. **2003-04:** Played 1st career NHL game Jan. 8 vs. Pittsburgh. Played 64 games for Providence collecting 5 points (1 goal, 4 assists) with 257 penalty minutes. **2002-03:** Played 1 game for Providence collecting 7 penalty minutes. **1998-2003:** Played 4 seasons in the Western Hockey League with Swift Current, Kamloops and Regina. Played 162 career WHL games collecting 28 points (19 goals, 9 assists) with 570 penalty minutes.



AMATEUR AND PRO RECORD

SEASON	CLUB	LEAGUE	REGULAR SEASON											PLAYOFFS					
			GP	G	A	PTS	+/-	PIM	PP	SH	GW	S	5%	GP	G	A	PTS	PIM	
1998-99	SWIFT CURRENT	WHL	2	0	0	0	--	0	--	--	--	--	--	--	--	--	--	--	--
1999-00	SWIFT CURRENT	WHL	61	3	2	5	--	130	--	--	--	--	--	12	1	0	1	25	
2000-01	SWIFT CURRENT	WHL	19	0	4	4	--	67	--	--	--	--	--	--	--	--	--	--	
	KAMLOOPS	WHL	41	8	1	9	--	179	--	--	--	--	3	0	0	0	20		
2001-02	KAMLOOPS	WHL	1	0	0	0	0	7	--	--	--	--	2	0	0	0	2		
2002-03	KAMLOOPS	WHL	3	2	0	2	1	17	--	--	--	--	--	--	--	--	--		
	REGINA	WHL	37	6	2	8	-2	170	--	--	--	--	3	0	0	0	19		
	PROVIDENCE	AHL	1	0	0	0	0	7	0	0	0	1	0.0	--	--	--	--		
2003-04	BOSTON	NHL	1	0	0	0	-1	0	0	0	0	0.0	--	--	--	--	--		
	PROVIDENCE	AHL	64	1	4	5	-6	257	0	0	0	25	4.0	2	0	0	9		
2004-05	PROVIDENCE	AHL	61	1	6	7	-6	279	0	0	0	37	2.7	17	1	0	44		
2005-06	BOSTON	NHL	20	0	0	0	0	27	0	0	0	1	0.0	--	--	--	--		
	NY RANGERS	NHL	15	0	1	1	1	44	0	0	0	0.0	1	0	0	0	2		
2006-07	NY RANGERS	NHL	53	2	1	3	-2	126	0	0	1	23	8.7	4	0	0	12		
2007-08	NY RANGERS	NHL	74	1	1	2	-13	159	0	0	1	24	4.2	2	0	0	0		
2008-09	NY RANGERS	NHL	82	1	4	5	-15	193	0	0	0	40	2.5	5	0	0	16		
	NHL TOTALS		245	4	7	11	-30	549	0	0	2	88	4.5	12	0	0	30		

SINGLE GAME NHL MILESTONES

HAT TRICKS	None
MOST GOALS	1 (4) – Last: Dec. 10, 2008 (NVR) @ ATL
MOST ASSISTS	1 (7) – Last: Feb. 13, 2009 (NVR) @ FLA
MOST POINTS	1 (11) – Last: Feb. 13, 2009 (NVR) @ FLA (1A)

LONGEST NHL STREAKS

POINTS	1 – Last: Feb. 13, 2009 (NVR) (1A)
GOALS	1 – Last: Dec. 10, 2008 (NVR) (1G)
ASSISTS	1 – Last: Feb. 13, 2009 (NVR) (1A)

REGULAR SEASON OT GOALS

None

REGULAR SEASON SHOOTOUT ATTEMPTS

None

SINGLE GAME LEAFS MILESTONES

N/A
N/A
N/A
N/A

LONGEST LEAFS STREAKS

N/A
N/A
N/A

REGULAR SEASON PENALTY SHOTS

None

#23 ALEXEI PONIKAROVSKY

**BORN:** KIEV, UKRAINE**DATE:** APRIL 9, 1980**HEIGHT:** 6' 4"**WEIGHT:** 229 LBS.**SHOOTS:** LEFT**POSITION:** LEFT WING

Vs. NHL	GP	G	A	P	PIM
ANAHEIM	4	0	2	2	2
ATLANTA	19	11	5	16	12
BOSTON	37	10	9	19	26
BUFFALO	33	7	12	19	23
CALGARY	6	1	4	5	0
CAROLINA	19	2	2	4	27
CHICAGO	5	1	1	2	8
COLORADO	5	0	3	3	4
COLUMBUS	5	0	2	2	4
DALLAS	4	2	0	2	0
DETROIT	4	0	0	0	2
EDMONTON	7	1	1	2	8
FLORIDA	18	3	6	9	16
LOS ANGELES	5	0	0	0	8
MINNESOTA	4	1	0	1	0
MONTREAL	34	7	15	22	18
NASHVILLE	6	1	1	2	2
NEW JERSEY	24	5	5	10	14
NY ISLANDERS	20	7	6	13	14
NY RANGERS	21	7	8	15	12
OTTAWA	36	5	11	16	16
PHILADELPHIA	23	4	5	9	14
PHOENIX	5	2	1	3	2
PITTSBURGH	19	6	11	17	6
SAN JOSE	5	0	1	1	2
ST LOUIS	4	2	0	2	4
TAMPA BAY	20	3	6	9	16
TORONTO	0	0	0	0	0
VANCOUVER	6	0	1	1	2
WASHINGTON	18	7	3	10	12
TOTALS	416	95	121	216	274

FAVOURITE MOVIE:

Braveheart

FAVOURITE TV SHOW:

Hell's Kitchen

FAVOURITE WEBSITE:

youtube.com

FAVOURITE BOOK:

Fishing/Hunting Magazines

FAVOURITE ATHLETE:

Lance Armstrong

BECAME A LEAF:

Toronto's fourth choice, 87th overall, in the 1998 Entry Draft.

2008-09 SEASON: Played 82 games for Toronto collecting 61 points (23 goals, 38 assists) with 38 penalty minutes. 1 of 2 Maple Leafs (Pavel Kubina) to play in all 82 games. Ranked 1st (tie) on the team in plus/minus (+6). Ranked 2nd in goals, points and shots (185), and 2nd (tie) in assists. Ranked 3rd (tie) in game-winning goals (3). Set career highs in games played, goals, assists and points. Registered a 5-game point streak (2 goals, 5 assists) Oct. 21-29. Registered 3 points (1 goal, 2 assists) Dec. 22 at Atlanta. Collected 100th career NHL assist Jan. 29 at Colorado. Played 400th career NHL game and scored a goal Mar. 7 vs. Edmonton. Registered a career-high 4 assists, including 200th career NHL point, Mar. 14 vs. Calgary. Collected 4 points (2 goals, 2 assists) Mar. 21 at Montreal. Registered a 5-game point streak (4 goals, 6 assists) Mar. 19-28. Registered 3 points (2 goals, 1 assist) on Mar. 28 vs. Boston.

CAREER 2007-08: Played 66 games for Toronto collecting 35 points (18 goals, 17 assists) with 36 penalty minutes. Registered 9 multi-point games. Scored 2 goals Oct. 6 vs. Montreal. Missed 3 games due to leg injury Oct. 11-15. Scored 2 goals Nov. 10 vs. the NY Rangers. Missed 2 games due to leg injury Nov. 27-29. Collected a season-high 3 points (2 goals, 1 assist) Dec. 14 at Atlanta. Played 300th career NHL game Dec. 26 at the NY Islanders. Sustained shoulder dislocation Jan. 23 vs. Washington. Returned to lineup after missing 7 games due to shoulder dislocation Feb. 13 at Buffalo. Sustained rib injury Feb. 23 vs. Atlanta. Returned to lineup after missing 4 games due to rib injury Mar. 6 at Boston. Registered a season-high and career high 6-game point-streak (3 goals, 5 assists) Mar. 12-25. **2006-07:** Registered a career-high in goals (21-tie), assists (24), points (45), powerplay goals (6) and shots (198). Ranked 3rd (tie) on the team in goals, 6th in assists and 4th in points. Ranked 5th (tie) on team in powerplay goals. Played 200th career NHL game Oct. 7 vs. Montreal. Collected a career-high with 5 points (2 goals, 3 assists) Dec. 16 vs. the NY Rangers. Collected 100th career NHL point (assist) Jan. 16 at Tampa Bay. Registered a season-high 5-game point-streak (3 goals, 3 assists) Jan. 31 - Feb. 10. Registered a team-high 9-game home point-streak (4 goals, 5 assists) Feb. 27 - Mar. 31. Scored 21st goal of the season, tying a career high, Apr. 1 vs. the NY Rangers. **2005-06:** Registered a career-high in penalty minutes. Ranked 1st on the team in plus/minus (+15). Ranked 3rd on the team in goals (21). Ranked 2nd (81-tie) on the team in games played. Ranked 1st (tie) on the team and 8th (tie) in the NHL in shorthanded goals (4). Scored 1st shootout goal of the season Dec. 29 vs. Buffalo. Returned after missing only game of the season due to injury Mar. 21. Registered a career-high (tie) 6-game point-streak (4 goals, 3 assists) Mar. 26 - April 6. **2003-04:** Finished 3rd on the team in plus/minus (+14). Registered 1st career NHL multi-point game (2 assists) Dec. 26 at the NY Rangers. Registered 1st career NHL multi-goal game (2 goals) including the game-winning goal Jan. 21 at Washington. Played 100th career NHL game and scored a goal Feb. 28 vs. New Jersey. Registered 1st career NHL playoff point (assist) Apr. 8 vs.

#23 ALEXEI PONIKAROVSKY

63

THE PLAYERS

Ottawa. Scored 1st career NHL playoff goal (game-winning goal) Apr. 28 vs. Philadelphia. **2002-03:** Recalled from St. John's of the American Hockey League on 4 occasions (Nov. 28, Jan. 3, Mar. 6, Mar. 28). Played 1st game of the season Jan. 3 at New Jersey. Spent the majority of the season with St. John's playing 63 games collecting 46 points (24 goals, 22 assists) with 68 penalty minutes. Finished 1st on the team in plus/minus (+18), 2nd in goals (tie) and 4th in points. Selected to the PlanetUSA Team at the AHL All-Star Classic but did not play due to injury. Registered 100th career AHL point (goal) Dec. 21 at Manitoba. **2001-02:** Played 8 games for Toronto scoring 2 goals. Played 4 games for the Ukraine at the Olympics collecting 2 points (1 goal, 1 assist) with 6 penalty minutes. Played 1st game of the season Jan. 7 at Ottawa. Scored 1st goal of the season Jan. 15 vs. Atlanta. Spent the majority of the season with St. John's. Played 1st career NHL playoff game Apr. 26 vs. the NY Islanders. **2000-01:** Played 1st career NHL game Jan. 10 vs. Tampa Bay. Registered 1st career NHL point (assist) Jan. 12 vs. Phoenix. Scored 1st career NHL goal Feb. 1 at Washington. Spent the majority of the season with St. John's.



AMATEUR AND PRO RECORD

REGULAR SEASON

PLAYOFFS

SEASON	CLUB	LEAGUE	GP	G	A	PTS	+/-	PIM	PP	SH	GW	S	5%	GP	G	A	PTS	PIM
1995-96	DYNAMO	CIS JR	70	14	10	24	--	20	--	--	--	--	--	--	--	--	--	--
1996-97	DYNAMO	RUS 3	2	0	0	0	--	2	--	--	--	--	--	--	--	--	--	--
	DYNAMO	RUS JR	60	12	15	27	--	30	--	--	--	--	--	--	--	--	--	--
1997-98	DYNAMO	RUS	24	1	2	3	--	30	--	--	--	--	--	--	--	--	--	--
1998-99	KRYLJA	RUS	13	2	1	3	--	2	--	--	--	--	--	--	--	--	--	--
	DYNAMO	RUS	--	--	--	--	--	--	--	--	--	--	--	3	0	0	0	2
1999-00	DYNAMO	RUS	19	1	0	1	--	8	--	--	--	--	--	1	0	0	0	0
	TVER	RUS 2	29	8	14	22	--	26	--	--	--	--	--	--	--	--	--	--
2000-01	TORONTO	NHL	22	1	3	4	-1	14	0	0	0	21	4.8	--	--	--	--	--
	ST. JOHN'S	AHL	49	12	24	36	--	44	--	--	--	--	--	4	0	0	0	4
2001-02	TORONTO	NHL	8	2	0	2	2	0	0	0	1	8	25.0	10	0	0	0	4
	ST. JOHN'S	AHL	72	21	27	48	--	74	--	--	--	--	--	5	2	1	3	8
	UKRAINE	OLYMPICS	4	1	1	2	--	6	--	--	--	--	--	--	--	--	--	--
2002-03	TORONTO	NHL	13	0	3	3	4	11	0	0	0	13	0.0	--	--	--	--	--
	ST. JOHN'S	AHL	63	24	22	46	--	68	--	--	--	--	--	--	--	--	--	--
2003-04	TORONTO	NHL	73	9	19	28	14	44	1	0	2	110	8.2	13	1	3	4	8
2004-05	VOSKRESENSK	RUS	19	1	5	6	--	16	--	--	--	--	--	--	--	--	--	--
2005-06	TORONTO	NHL	81	21	17	38	15	68	2	4	3	157	13.4	--	--	--	--	--
2006-07	TORONTO	NHL	71	21	24	45	8	63	6	0	1	198	10.6	--	--	--	--	--
2007-08	TORONTO	NHL	66	18	17	35	3	36	1	0	1	150	12.0	--	--	--	--	--
2008-09	TORONTO	NHL	82	23	38	61	6	38	5	0	3	185	12.4	--	--	--	--	--
	NHL TOTALS		416	95	121	216	51	274	15	4	11	842	11.3	23	1	3	4	12

SINGLE GAME NHL MILESTONES

HAT TRICKS None
 MOST GOALS 2(1) - Last: Mar. 28, 2009 vs. BOS
 MOST ASSISTS 4(1) - Last: Mar. 14, 2009 vs. CGY
 MOST POINTS 5(1) - Last: Dec. 16, 2006 vs. NYR (2G, 3A)

LONGEST NHL STREAKS

POINTS 6 - Last: Mar. 12-25, 2008 (3G, 5A)
 GOALS 3 - Last: Dec. 18 - 22, 2008 (3G)
 ASSISTS 5 - Last: Mar. 19 - 28, 2009 (6A)

REGULAR SEASON OT GOALS

None

REGULAR SEASON SHOOTOUT ATTEMPTS

2005-06: Scored 1 goal in 5 attempts
 2006-07: Scored 0 goals in 7 attempts
 2007-08: None
 2008-09: None

SINGLE GAME LEAFS MILESTONES

None
 See NHL Milestone
 See NHL Milestone
 See NHL Milestone

LONGEST LEAFS STREAKS


See NHL Milestone
 See NHL Milestone
 See NHL Milestone

REGULAR SEASON PENALTY SHOTS

None



#18 WAYNE PRIMEAU



BORN: SCARBOROUGH, ONTARIO

DATE: JUNE 4, 1976

HEIGHT: 6' 4"

WEIGHT: 225 LBS.

SHOOTS: LEFT

POSITION: CENTRE

Vs. NHL	GP	G	A	P	PIM
ANAHEIM	17	1	2	3	20
ATLANTA	22	4	11	15	20
BOSTON	27	2	2	4	29
BUFFALO	18	1	3	4	43
CALGARY	17	0	2	2	12
CAROLINA	28	0	5	5	66
CHICAGO	22	4	6	10	33
COLORADO	27	1	4	5	12
COLUMBUS	13	4	0	4	8
DALLAS	25	3	1	4	6
DETROIT	22	2	4	6	10
EDMONTON	19	0	4	4	18
FLORIDA	30	2	6	8	35
LOS ANGELES	18	1	5	6	22
MINNESOTA	20	1	0	1	16
MONTREAL	34	1	3	4	16
NASHVILLE	15	1	4	5	6
NEW JERSEY	30	3	4	7	33
NY ISLANDERS	31	4	6	10	48
NY RANGERS	27	2	5	7	25
OTTAWA	35	2	4	6	71
PHILADELPHIA	26	3	3	6	51
PHOENIX	24	4	4	8	4
PITTSBURGH	21	2	0	2	4
SAN JOSE	14	1	1	2	9
ST LOUIS	16	2	3	5	10
TAMPA BAY	27	5	4	9	30
TORONTO	32	5	7	12	30
VANCOUVER	24	0	10	10	29
WASHINGTON	34	5	7	12	38
TOTALS	715	66	120	186	754

FAVOURITE SPORT (BESIDES HOCKEY):

Lacrosse

FAVOURITE ATHLETE:

Mario Lemieux

FAVOURITE TV SHOW:

Dancing with the Stars

FAVOURITE WEBSITE:

durhamhockeyinstitute.com

FAVOURITE MUSICIAN:

Coldplay / Linkin Park

BECAME A LEAF:

Acquired from Calgary July 27, 2009 along with Calgary's second round pick in the 2011 Entry Draft in exchange for Anton Stralman, Colin Stuart and Toronto's seventh round pick in the 2012 Entry Draft. Originally Buffalo's first choice, 17th overall, in the 1994 Entry Draft.

2008-09 SEASON: Played 24 games for Calgary collecting 4 assists with 14 penalty minutes. Played 700th career NHL game Oct. 30 vs. Boston. Missed 58 regular season games and the playoffs with a foot injury.

CAREER 2007-08: Played 43 games for Calgary collecting 10 points (3 goals, 7 assists) with 26 penalty minutes. Missed 25 games with ankle injury. Played 7 playoff games for Calgary collecting 1 goal and 4 penalty minutes.

2006-07: Played 51 games for Boston collecting 15 points (7 goals, 8 assists) with 75 penalty minutes. Recorded 100th career NHL assist Dec. 2 at Carolina. Played 600th career NHL game Dec. 16 vs. Florida. Missed 3 games due to shoulder injury Jan. 17-20. Acquired by Calgary along with Brad Stuart in exchange for Andrew Ference and Chuck Kobasew, Feb. 10. Played 27 games for Calgary collecting 7 points (3 goals, 4 assists) 36 penalty minutes. Played 6 playoff games for Calgary collecting 2 assists and a team-high 14 penalty minutes.

2005-06: Scored a career-high in goals (11). Played 21 games for San Jose collecting 8 points (5 goals, 3 assists) with 17 penalty minutes. Traded to Boston by San Jose with Brad Stuart and Marco Sturm for Joe Thornton, Nov. 30. Played 50 games for Boston 14 points (6 goals, 8 assists) with 40 penalty minutes. Played 500th career NHL game Oct. 5 at Nashville. Missed final 6 games of season with hip injury. **2004-05:** Did not play.

2003-04: Recorded 100th career NHL point (assist) Oct. 9 at Edmonton. Missed 5 games due to injury (2-hip, 3-groin). **2002-03:** Played 70 games for Pittsburgh collecting 16 points (5 goals, 11 assists) with 55 penalty minutes.

Played 400th career NHL game Jan. 25 vs. Chicago. Missed 6 games with a back injury. Traded to San Jose by Pittsburgh Mar. 11. Played 7 games for San Jose collecting 2 points (1 goal, 1 assist).

2001-02: Played in 33 games for Pittsburgh collecting 10 points (3 goals, 7 assists) with 18 penalty minutes. Missed majority of season with injuries (8-broken foot, 41-knee surgery). **2000-01:** Played 47 games for Tampa Bay collecting 15 points (2 goals, 13 assists) with 77 penalty minutes. Traded to Pittsburgh by Tampa Bay for Matthew Barnaby, Feb. 1.

Played 28 games for Pittsburgh collecting 7 points (1 goal, 6 assists) with 54 penalty minutes. Played 300th career NHL game Mar. 2 at NY Rangers. Played 18 playoff games for Pittsburgh collecting 4 points (1 goal, 3 assists) with 2 penalty minutes.

1999-00: Played 41 games for Buffalo collecting 12 points (5 goals, 7 assists) with 38 penalty minutes. Traded by Buffalo to Tampa Bay with Cory Sarich, Brian Holzinger & Buffalo's 3rd round choice (Alexander Kharitonov) in 2000 Entry Draft for Chris Gratton and Tampa Bay's 2nd round choice (Derek Roy) in 2001 Entry Draft, Mar. 9. Played 17 games for Tampa Bay collecting 5 points (2 goals, 3 assists) with 25 penalty minutes. Missed 23 games to injury (20-hip, 3-neck). **1998-99:** Played 67 games for Buffalo col-

#18 WAYNE PRIMEAU

lecting 13 points (5 goals, 8 assists) with 38 penalty minutes. Played 19 playoff games for Buffalo collecting 7 points (3 goals, 4 assists) with 6 penalty minutes. Missed 10 games due to injury (1-groin, 9-shoulder). **1997-98:** Played 69 games for Buffalo collecting 12 points (6 goals, 6 assists) with 87 penalty minutes. Played 14 playoff games for Buffalo collecting 4 points (1 goal, 3 assists) with 6 penalty minutes. **1996-97:** Split season between Buffalo and Rochester (AHL). Collected 1st NHL assist Dec. 31 vs. New Jersey. **1995-96:** Played 2 games for Buffalo at end of junior career. Played 8 games for Rochester collecting 5 points (2 goals, 3 assists) with 6 penalty minutes. Played 17 playoff games for Rochester collecting 4 points (3 goals, 1 assist) and 11 penalty minutes. **1994-95:** Played 1 game for Buffalo at end of junior season and scored 1st NHL goal May 3 vs. New Jersey. **1992-96:** Spent 4 seasons in the OHL playing 249 games for Owen Sound and Oshawa collecting 277 points (96 goals, 181 assists) with 352 penalty minutes.



AMATEUR AND PRO RECORD

REGULAR SEASON

PLAYOFFS

SEASON	CLUB	LEAGUE	GP	G	A	PTS	+/-	PIM	PP	SH	GW	S	%	GP	G	A	PTS	PIM	
1992-93	OWEN SOUND	OHL	66	10	27	37	--	108	--	--	--	--	--	8	1	4	5	0	
1993-94	OWEN SOUND	OHL	65	25	50	75	--	75	--	--	--	--	--	9	1	6	7	8	
1994-95	OWEN SOUND	OHL	66	34	62	96	--	84	--	--	--	--	--	10	4	9	13	15	
	BUFFALO	NHL	1	1	0	1	-2	0	0	0	1	2	50.0	--	--	--	--	--	
1995-96	OWEN SOUND	OHL	28	15	29	44	--	52	--	--	--	--	--	--	--	--	--	--	
	OSHAWA	OHL	24	12	13	25	--	33	--	--	--	--	--	3	2	3	5	2	
	BUFFALO	NHL	2	0	0	0	0	0	0	0	0	0	0.0	--	--	--	--	--	
	ROCHESTER	AHL	8	2	3	5	--	6	--	--	--	--	--	17	3	1	4	11	
1996-97	BUFFALO	NHL	45	2	4	6	-2	64	1	0	0	25	8.0	9	0	0	0	6	
	ROCHESTER	AHL	24	9	5	14	--	6	--	--	--	--	--	1	0	0	0	0	
1997-98	BUFFALO	NHL	69	6	6	12	9	87	2	0	1	51	11.8	14	1	3	4	6	
1998-99	BUFFALO	NHL	67	5	8	13	-6	38	0	0	0	55	9.1	19	3	4	7	6	
1999-00	BUFFALO	NHL	41	5	7	12	-8	38	2	0	1	40	12.5	--	--	--	--	--	
	TAMPA BAY	NHL	17	2	3	5	-4	25	0	0	0	35	5.7	--	--	--	--	--	
2000-01	TAMPA BAY	NHL	47	2	13	15	-17	77	0	0	0	47	4.3	--	--	--	--	--	
	PITTSBURGH	NHL	28	1	6	7	0	54	0	0	0	30	3.3	18	1	3	4	2	
2001-02	PITTSBURGH	NHL	33	3	7	10	-1	18	0	1	0	28	10.7	--	--	--	--	--	
2002-03	PITTSBURGH	NHL	70	5	11	16	-30	55	1	0	0	101	5.0	--	--	--	--	--	
	SAN JOSE	NHL	7	1	1	2	2	0	0	0	0	13	7.7	--	--	--	--	--	
2003-04	SAN JOSE	NHL	72	9	20	29	4	90	0	1	1	142	6.3	17	1	2	3	4	
2004-05	DID NOT PLAY																		
2005-06	SAN JOSE	NHL	21	5	3	8	-6	17	1	1	1	35	14.3	--	--	--	--	--	
	BOSTON	NHL	50	6	8	14	-10	40	0	0	0	66	9.1	--	--	--	--	--	
2006-07	BOSTON	NHL	51	7	8	15	-15	75	2	1	1	72	9.7	--	--	--	--	--	
	CALGARY	NHL	27	3	4	7	-2	36	0	1	2	35	8.6	6	0	2	2	14	
2007-08	CALGARY	NHL	43	3	7	10	-3	26	0	0	0	39	7.7	7	1	0	1	4	
2008-09	CALGARY	NHL	24	0	4	4	-3	14	0	0	0	22	0.0	--	--	--	--	--	
	NHL TOTALS		715	66	120	186	-94	754	9	5	8	838	7.9	55	8	10	18	68	

SINGLE GAME NHL MILESTONES

HAT TRICKS None
 MOST GOALS 2(4) - Last: Feb. 26, 2007 (CGY) vs. PHX
 MOST ASSISTS 3(1) - Last: Oct. 8, 2008 (TBL) vs. VAN
 MOST POINTS 3(2) - Last: Oct. 8, 2000 (TBL) vs. VAN (3A)

LONGEST NHL STREAKS

POINTS 5 - Last: Mar. 12 - 19, 1998 (BUF) (3G, 2A)
 GOALS 3 - Last: Mar. 25 - 30, 2008 (CGY) (3G)
 ASSISTS 3 - Last: Mar. 14 - 17, 1998 (BUF) (3A)

REGULAR SEASON GOALS

1. Mar. 28, 2004 (SJS) vs. Dallas (Tugnutt)

REGULAR SEASON SHOOTOUT ATTEMPTS

None

SINGLE GAME LEAFS MILESTONES


N/A
 N/A
 N/A
 N/A

LONGEST LEAFS STREAKS

N/A
 N/A
 N/A

REGULAR SEASON PENALTY SHOTS

1. Nov. 10, 2001 (PIT) vs. Tampa Bay (Khabibulin, Successful)



BORN: SASKATOON,
SASKATCHEWAN

DATE: NOVEMBER 2, 1989

HEIGHT: 6' 2"

WEIGHT: 215 LBS.

SHOOTS: RIGHT

POSITION: DEFENCE

Vs. NHL	GP	G	A	P	PIM
ANAHEIM	1	0	0	0	0
ATLANTA	2	0	1	1	2
BOSTON	5	0	0	0	9
BUFFALO	4	0	0	0	9
CALGARY	2	0	2	2	2
CAROLINA	4	0	0	0	2
CHICAGO	1	0	0	0	0
COLORADO	1	0	0	0	0
COLUMBUS	1	0	0	0	5
DALLAS	0	0	0	0	0
DETROIT	1	0	0	0	0
EDMONTON	2	0	0	0	0
FLORIDA	4	0	0	0	0
LOS ANGELES	1	0	0	0	0
MINNESOTA	1	0	0	0	0
MONTREAL	6	1	2	3	8
NASHVILLE	1	0	0	0	4
NEW JERSEY	3	0	2	2	4
NY ISLANDERS	2	0	0	0	2
NY RANGERS	4	0	1	1	0
OTTAWA	5	0	0	0	5
PHILADELPHIA	4	1	2	3	5
PHOENIX	1	0	0	0	0
PITTSBURGH	3	0	1	1	5
SAN JOSE	1	0	0	0	2
ST LOUIS	1	0	0	0	2
TAMPA BAY	4	0	1	1	0
TORONTO	0	0	0	0	0
VANCOUVER	2	0	0	0	5
WASHINGTON	3	0	0	0	0
TOTALS	70	2	12	14	71

BECAME A LEAF:

Toronto's first choice, fifth overall, in the 2008 Entry Draft.

2008-09 SEASON: Played 70 games for Toronto collecting 14 points (2 goals, 12 assists) with 71 penalty minutes. Ranked 1st on the team in hits (206). Ranked 3rd in blocked shots (119). Ranked 1st among all NHL rookies in blocked shots. Ranked 2nd among all NHL rookies in hits and average ice-time per game (21:32). Ranked 1st among all NHL rookie defencemen in hits. Played 1st career NHL game Oct. 9 at Detroit. Collected 1st career NHL point (assist) Oct. 29 at New Jersey. Missed 12 games due to knee injury (Dec. 8 - Jan. 3). Played in YoungStars game Jan. 24 at the 2009 NHL All-Star weekend in Montreal. Scored 1st career NHL goal Feb. 7 at Montreal (Carey Price). Collected a season-high 2 assists Mar. 14 vs. Calgary. Registered 2 points (1 goal, 1 assist) and 5 penalty minutes (fighting major) on Apr. 3 at Philadelphia. Logged 20 or more minutes of ice-time in 48 games, with a season-high of 27:37 Mar. 7 vs. Edmonton. Played 9 games for Team Canada at World Championships collecting 1 assist. Won silver medal with Team Canada.

CAREER 2007-08: Played 57 games for Kelowna (WHL) collecting 28 points (7 goals, 21 assists) with 100 penalty minutes. Played 7 playoff games for Kelowna collecting 4 points (2 goals, 2 assists) with 6 penalty minutes. Selected to the WHL's Western Conference Second All-Star Team. Team captain at 2008 CHL Top Prospects game, scored 1 goal and was (+2). Won gold medal with Team Canada at 2008 World Junior Championships. Played 7 games for Team Canada and ranked 1st on team with a (+5) rating.

2006-07: Played 72 games for Kelowna (WHL) collecting 29 points (2 goals, 27 assists) with 139 penalty minutes. Played 8 games for Team Canada Under-20 Team in Super Series versus Russia and registered 24 penalty minutes. Won gold medal with Team Canada at World Under-18 Championships. Played 6 games for Team Canada scoring 3 goals with 4 penalty minutes.

2005-06: Played 60 games for Kelowna (WHL) collecting 11 points (3 goals, 8 assists) with 86 penalty minutes. Played 12 playoff games for Kelowna (WHL) registering 14 penalty minutes.

FAVOURITE MOVIE:

A Night at the Roxbury

FAVOURITE TV SHOW:

CMT Music

FAVOURITE VIDEO GAME:

NHL 10

FAVOURITE CARTOONS:

Family Guy / Flintstones

FAVOURITE WEBSITE:

nhl.com

#2 LUKE SCHENN

67

THE PLAYERS



AMATEUR AND PRO RECORD

SEASON	CLUB	LEAGUE	REGULAR SEASON											PLAYOFFS					
			GP	G	A	PTS	+/-	PIM	PP	SH	GW	S	5%	GP	G	A	PTS	PIM	
2004-05	SASKATOON	SMHL	41	5	22	27	--	69	--	--	--	--	--	--	--	--	--	--	--
2005-06	KELOWNA	WHL	60	3	8	11	--	86	--	--	--	--	--	12	0	0	0	14	
2006-07	KELOWNA	WHL	72	2	27	29	--	139	--	--	--	--	--	--	--	--	--	--	
	CANADA	WJC-U18	6	3	0	3	--	4	--	--	--	--	--	--	--	--	--	--	
	CANADA	U20 SS	8	0	0	0	--	24	--	--	--	--	--	--	--	--	--	--	
2007-08	KELOWNA	WHL	57	7	21	28	--	100	--	--	--	--	--	7	2	2	4	6	
	CANADA	WJC	7	0	0	0	--	6	--	--	--	--	--	--	--	--	--	--	
2008-09	TORONTO	NHL	70	2	12	14	-12	71	1	0	0	102	2.0	--	--	--	--	--	
	CANADA	WC	9	0	1	1	--	0	--	--	--	--	--	--	--	--	--	--	
NHL TOTALS			70	2	12	14	-12	71	1	0	0	102	2.0	--	--	--	--	--	

SINGLE GAME NHL MILESTONES

HAT TRICKS None
 MOST GOALS 1(2) - Last: Apr. 3, 2009 @ PHI
 MOST ASSISTS 2(1) - Last: Mar. 28, 2009 vs. CGY
 MOST POINTS 2(2) - Last: Apr. 3, 2009 @ PHI (1G, 1A)

LONGEST NHL STREAKS

POINTS 2 - Last: Apr. 1-3, 2009 (1G, 2A)
 GOALS 1 - Last: Apr. 3, 2009 (1G)
 ASSISTS 2 - Last: Apr. 1-3, 2009 (2A)

REGULAR SEASON OT GOALS

None

REGULAR SEASON SHOOTOUT ATTEMPTS

None

SINGLE GAME LEAFS MILESTONES


None
 See NHL Milestone
 See NHL Milestone
 See NHL Milestone

LONGEST LEAFS STREAKS

See NHL Milestone
 See NHL Milestone
 See NHL Milestone

REGULAR SEASON PENALTY SHOTS

None



BORN: MISSISSAUGA, ONTARIO

DATE: DECEMBER 19, 1983

HEIGHT: 6' 1"

WEIGHT: 200 LBS.

SHOOTS: LEFT

POSITION: CENTRE

Vs. NHL	GP	G	A	P	PIM
ANAHEIM	3	0	0	0	0
ATLANTA	19	4	4	8	2
BOSTON	35	6	6	12	16
BUFFALO	32	7	12	19	30
CALGARY	5	1	4	5	2
CAROLINA	20	3	5	8	4
CHICAGO	4	1	1	2	2
COLORADO	3	1	0	1	2
COLUMBUS	4	0	1	1	2
DALLAS	4	0	1	1	0
DETROIT	4	1	0	1	6
EDMONTON	6	1	5	6	0
FLORIDA	19	1	5	6	7
LOS ANGELES	4	1	0	1	2
MINNESOTA	4	1	0	1	2
MONTREAL	35	7	10	17	48
NASHVILLE	4	1	0	1	2
NEW JERSEY	20	5	5	10	10
NY ISLANDERS	19	8	10	18	8
NY RANGERS	18	2	4	6	14
OTTAWA	34	8	12	20	20
PHILADELPHIA	18	0	9	9	0
PHOENIX	4	0	0	0	4
PITTSBURGH	20	3	9	12	16
SAN JOSE	4	1	0	1	2
ST LOUIS	3	1	1	2	0
TAMPA BAY	20	4	3	7	2
TORONTO	0	0	0	0	0
VANCOUVER	6	2	1	3	6
WASHINGTON	19	1	3	4	8
TOTALS:	390	71	111	182	217

FAVOURITE TV SHOW:

Family Guy

FAVOURITE ACTOR:

Adam Sandler

FAVOURITE PLACE TO VISIT:

Bahamas

FAVOURITE SNACK:

Cereal

FAVOURITE MUSICIAN:

Pearl Jam

BECAME A LEAF:

Toronto's second choice, 57th overall, in the 2002 Entry Draft.

2008-09 SEASON: Played 76 games for Toronto collecting 55 points (15 goals, 40 assists) with 54 penalty minutes. Ranked 1st on the team in assists and faceoff percentage (51.4%). Ranked 2nd (tie) in shorthanded goals. Ranked 3rd in points and hits (116). Set career highs in assists, points, power-play goals (5) and penalty minutes. Did not dress and was a healthy scratch Oct. 13. Collected 3 points (2 goals, 1 assist) Oct. 29 at New Jersey. Registered a 5-game point streak (3 goals, 4 assists) Oct. 23 - Nov. 1. Collected 3 assists in a period, tying Maple Leafs record for most assists in a period, Nov. 13 at Edmonton. Registered a career high 6-game point streak (2 goals, 8 assists) Nov. 4 - 15. Collected 3 points (2 goals, 1 assist) Dec. 22 at Atlanta. Missed 5 games due to eye injury (Dec. 28 - Jan. 6). Collected 3 points (1 goal, 2 assists) Feb. 14 vs. Pittsburgh. Registered a 5-game assist streak (5 assists) Feb. 26 - Mar. 7. Collected 100th career NHL assist Feb. 28 at Ottawa. Did not score on 1 shootout attempt.

CAREER 2007-08: Registered a career-high in games played (82-tie) and goals (16). Registered 7 multi-point games. Collected a career-high (tie) 4 points (1 goal, 3 assists) and 100th career NHL point (assist) Oct. 11 vs. the NY Islanders. Scored 50th career goal Jan. 15 vs. Carolina. Collected 3 assists in a period, tying Maple Leafs record for most assists in a period, Feb. 25 at Ottawa (2nd period). Played 300th career NHL game Mar. 4 vs. New Jersey. Scored career-high 16th goal and played a season-high (24:43) Mar. 22 at Ottawa. **2006-07:** Registered a career-high in games played (82-tie), assists (29), points (39) and shots (132). Ranked 1st (tie) on team in games played. Scored 1st goal of season Oct. 7 vs. Montreal. Collected 3 points (2 goals, 1 assist) Oct. 12 at New Jersey. Collected a career-high 4 points (2 goals, 2 assists) Jan. 4 at Boston. Played 200th career NHL game and collected 2 assists Jan. 27 vs. Montreal. Registered a season-high 4-game point-streak (5 assists) Jan. 16 - 27. Collected 2 assists, including 50th career assist, Mar. 10 vs. Ottawa. Maple Leafs nominee for King Clancy Trophy, which is awarded to the player that best exemplifies leadership qualities on and off the ice and has made a noteworthy contribution in his community. **2005-06:** Ranked 1st (tie) in the NHL in shorthanded points (8), 8th (tie) in goals (4) and 3rd (tie) in assists (4). Registered a career-high in powerplay goals (3), shorthanded goals (4), game-winning goals (5), and penalty minutes (50). Registered 3 points (1 goal, 2 assists) Nov. 3 at Carolina. Registered 3 points (2 goals, 1 assist) Dec. 19 vs. the NY Islanders. Missed 1 game as a healthy scratch. **2004-05:** Finished 1st on St. John's of the American Hockey League in games played (80-tie), 1st in shorthanded goals (2), 2nd in shots (201), 3rd in goals (23), 3rd in points (43), 3rd in game-winning goals (4-tie) and 5th in powerplay goals (6). Registered a season-high (tie) 4 points (2 goals, 2 assists) Jan. 19 at Hershey. Registered a season-high (tie) 4 points Mar. 26 at

#14 MATT STAJAN

69

THE PLAYERS

Manitoba. Registered a season-high 7-game point-streak (6 goals, 5 assists) Apr. 2 – 15. Led St. John's in playoff goals (tie) and points (tie). **2003-04:** Ranked 7th among NHL rookies in goals (14-tie), 10th in plus/minus (+7-tie), 13th in points (27-tie) and 18th in assists (13-tie). Played in the NHL YoungStars Game collecting 2 points (1 goal, 1 assist). Registered 1st career NHL assist Oct. 16 at New Jersey. Scored 1st goal of the season Oct. 20 at the NY Islanders. Registered 1st career NHL multi-point game (1 goal, 1 assist) Feb. 14 vs. Buffalo. Registered a season-high (tie) 3-game point and goal-streak (3 goals, 2 assists) Feb. 14 – 17. Assigned to St. John's of the American Hockey League Mar. 6 but did not see action. Recalled from St. John's Mar. 9. Made NHL playoff debut Apr. 16 vs. Ottawa. **2002-03:** Played 1 game for Toronto scoring 1 goal. Scored 1st career NHL goal in 1st career NHL game Apr. 5 vs. Ottawa. Played 1 game for St. John's of the American Hockey League collecting 1 assist. Registered 1st career AHL point (assist) in 1st career AHL game Apr. 4 vs. Manitoba. Represented Canada at the World Junior Championships and won the Silver Medal. Played 7 tournament games collecting 2 points (1 goal, 1 assist). Spent the majority of the season with Belleville of the Ontario Hockey League. Ranked 5th in the OHL in assists (60), 5th in shorthanded goals (5-tie), 5th in plus/minus (+41) and 8th in points (94). Led the team in assists, points, plus/minus, powerplay goals (11) and shorthanded goals. Led Belleville during the playoffs in assists (8) and points (13). **2001-02:** Played for Belleville and named the OHL Eastern Conference's Most Underrated Player and was a finalist as the Best Defensive Forward in the OHL Coaches Poll. Ranked 6th in the OHL in plus/minus (+36). Played for the OHL Eastern Conference All-Stars at the Hershey Cup collecting 3 assists.



AMATEUR AND PRO RECORD

REGULAR SEASON

PLAYOFFS

SEASON	CLUB	LEAGUE	GP	G	A	PTS	+/-	PIM	PP	SH	GW	S	%	GP	G	A	PTS	PIM	
2000-01	BELLEVILLE	OHL	57	9	18	27	--	27	--	--	--	--	--	7	1	6	7	5	
2001-02	BELLEVILLE	OHL	68	33	52	85	--	50	--	--	--	--	--	11	3	8	11	14	
2002-03	TORONTO	NHL	1	1	0	1	1	0	0	0	0	1	100	--	--	--	--	--	
	ST. JOHN'S	AHL	1	0	1	1	--	0	--	--	--	--	--	--	--	--	--	--	
	BELLEVILLE	OHL	57	34	60	94	--	75	--	--	--	--	--	7	5	8	13	16	
	CANADA	WJC	7	1	1	2	--	0	--	--	--	--	--	--	--	--	--	--	--
2003-04	TORONTO	NHL	69	14	13	27	7	22	0	0	0	63	22.2	3	0	0	0	2	
2004-05	ST. JOHN'S	AHL	80	23	43	66	--	43	--	--	--	--	--	5	2	2	4	6	
2005-06	TORONTO	NHL	80	15	12	27	5	50	3	4	5	83	18.1	--	--	--	--	--	
2006-07	TORONTO	NHL	82	10	29	39	3	44	1	1	1	132	7.6	--	--	--	--	--	
2007-08	TORONTO	NHL	82	16	17	33	-11	47	2	1	3	127	12.6	--	--	--	--	--	
2008-09	TORONTO	NHL	76	15	40	55	-4	54	5	1	1	114	13.2	--	--	--	--	--	
NHL TOTALS			390	71	111	182	1	217	11	7	10	520	13.7	3	0	0	0	2	

SINGLE GAME NHL MILESTONES

HAT TRICKS None
 MOST GOALS 2(6) – Last: Dec. 22, 2008 @ ATL
 MOST ASSISTS 3(3) – Last: Nov. 13, 2008 @ EDM
 MOST POINTS 4(2) – Last: Oct. 11, 2007 vs. NYI (1G, 3A)

LONGEST NHL STREAKS

POINTS 6 – Last: Nov. 4 – 15, 2008 (2G, 8A)
 GOALS 3 – Last: Feb 14-17, 2004 (3G)
 ASSISTS 5 – Last: Feb. 26 – Mar. 7, 2009 (5A)

REGULAR SEASON OT GOALS

1. Apr. 13, 2006 @ New York Islanders (Snow)

REGULAR SEASON SHOOTOUT ATTEMPTS

2005-06: None
 2006-07: Scored 1 goal on 3 attempts
 2007-08: None
 2008-09: Did not score on 1 attempt

SINGLE GAME LEAFS MILESTONES

None
 See NHL Milestone
 See NHL Milestone
 See NHL Milestone


LONGEST LEAFS STREAKS

See NHL Milestone
 See NHL Milestone
 See NHL Milestone

REGULAR SEASON PENALTY SHOTS

1. Nov. 22, 2008 vs. Chicago (Khabibulin, Unsuccessful)

#12 LEE STEMPNIAK

**BORN:** WEST SENECA, NEW YORK**DATE:** FEBRUARY 4, 1983**HEIGHT:** 6' 0"**WEIGHT:** 195 LBS.**SHOOTS:** RIGHT**POSITION:** RIGHT WING

Vs. NHL	GP	G	A	P	PIM
ANAHEIM	11	3	4	7	6
ATLANTA	5	2	1	3	0
BOSTON	5	3	2	5	0
BUFFALO	9	1	2	3	8
CALGARY	13	5	4	9	10
CAROLINA	4	1	0	1	0
CHICAGO	23	11	10	21	12
COLORADO	12	2	6	8	2
COLUMBUS	24	3	13	16	6
DALLAS	11	3	6	9	4
DETROIT	23	5	4	9	8
EDMONTON	13	6	5	11	6
FLORIDA	6	0	0	0	0
LOS ANGELES	13	2	7	9	8
MINNESOTA	13	3	4	7	10
MONTREAL	6	0	2	2	4
NASHVILLE	22	4	5	9	13
NEW JERSEY	4	0	1	1	0
NY ISLANDERS	6	3	1	4	5
NY RANGERS	4	0	3	3	2
OTTAWA	7	0	2	2	4
PHILADELPHIA	6	3	1	4	6
PHOENIX	11	0	1	1	10
PITTSBURGH	6	0	1	1	0
SAN JOSE	14	2	2	4	2
ST LOUIS	0	0	0	0	0
TAMPA BAY	5	3	2	5	0
TORONTO	2	0	0	0	0
VANCOUVER	11	2	3	5	0
WASHINGTON	5	1	1	2	2
TOTALS	294	68	93	161	128

FAVOURITE MOVIE:

Forrest Gump

FAVOURITE BOOK:

The Alchemist by Paulo Coelho

FAVOURITE PLACE TO VISIT:

Nantucket

FAVOURITE ATHLETE:

Roger Federer

FAVOURITE SNACK:

Yogurt with berries and granola

BECAME A LEAF:

Acquired from St. Louis November 24, 2008 in exchange for Alex Steen and Carlo Colaiacovo. Originally St. Louis' seventh choice, 148th overall, in the 2003 Entry Draft.

2008-09 SEASON: Played 61 games for Toronto collecting 31 points (11 goals, 20 assists) with 31 penalty minutes. Acquired from St. Louis Nov. 24. Played 14 games this season with St. Louis, registering 13 points (3 goals, 10 assists) with 2 penalty minutes. Notched a career high (tie) 3 assists Nov. 14 at Chicago. Missed 4 games due to injury (Oct. 11-18). Registered a career high 5-game assist streak (Nov. 6-16). Played 1st Maple Leafs game and collected 1st Maple Leafs point (assist) Nov. 25 vs. Atlanta. Scored 1st Maple Leafs goal Nov. 29 vs. Philadelphia. Collected a career high (tie) 3 assists Feb. 22 at NY Rangers. Registered a 4-game point streak (2 goals, 2 assists) Mar. 10 - 17. Scored 1 shootout goal on 5 shootout attempts. Played 9 games for Team USA at World Championships scoring 2 goals and collecting 6 penalty minutes.

CAREER 2007-08: Ranked 5th on St. Louis with 38 points (13 goals, 25 assists). Collected 100th career point (goal) Dec. 22 at Boston. Registered a 6-game point streak (4 goals, 3 assists) Nov. 30 - Dec. 11. Played 200th career NHL game Feb. 24 at Phoenix. Played 7 games for Team USA at 2008 World Championship 3 assists with 6 penalty minutes. **2006-07:** Set career highs for goals (27), assists (25) and points (52). Ranked 1st on team in goals, 2nd in points and 3rd in shots on goal (166). 1 of 4 players on team to play in all 82 games. Registered a career-high 7-game point streak (3 goals, 5 assists) Dec. 26 - Jan. 9. Played 100th career NHL game Jan. 10 at New Jersey. Played 7 games for Team USA at World Championship collecting a team high in goals (6), points (10) and penalty minutes (27). **2005-06:** Played 1st NHL game Oct. 6 vs. Detroit. Collected 1st career NHL point (assist) Nov. 2 vs. Chicago. Scored 1st career NHL goal Nov. 4 vs. Edmonton. Registered 1st multi-point game (1 goal, 1 assist) and GWG Nov. 16 at Columbus. **2004-05:** Team Captain at Dartmouth University. Ranked 1st on team and Ivy League in assists (29) and points (43). Ranked 4th on team in goals (14). Named Second Team All-America and First Team All-ECACHL and All-Ivy. Selected to both ECACHL and Ivy League's All-Academic Teams. Won Dartmouth's Kenneth Archibald Prize as the best all-round athlete and student and was awarded the Alfred E. Watson Trophy as Dartmouth's outstanding male athlete of the year. **2003-04:** Played 34 games in 3rd season at Dartmouth posting 38 points (16 goals, 22 assists) with 42 penalty minutes. Ranked 1st on the team in goals (tie), assists (tie) and points. **2002-03:** Played 34 games in sophomore season at Dartmouth ranking 1st on team and 2nd in ECAC with 49 points (21 goals, 28 assists). Ranked 2nd on team in goals and 1st (tie) in assists. Ranked 4th in ECAC goals and 5th in assists. **2001-02:** Selected to ECAC All-Rookie team. Ranked 6th on Dartmouth in scoring with 21 points (12 goals, 9 assists). Ranked 2nd on team in goals. Awarded team's Booma Award, given to the top freshman player. Named to ECAC All-Academic Team.



AMATEUR AND PRO RECORD

REGULAR SEASON

PLAYOFFS

SEASON	CLUB	LEAGUE	GP	G	A	PTS	+/-	PIM	PP	SH	GW	S	%	GP	G	A	PTS	PIM
2000-01	BUFFALO	OPJHL	48	34	51	86	--	36	--	--	--	--	--	--	--	--	--	--
2001-02	DARTMOUTH	ECAC	32	12	9	21	--	8	--	--	--	--	--	--	--	--	--	--
2002-03	DARTMOUTH	ECAC	34	21	28	49	--	32	--	--	--	--	--	--	--	--	--	--
2003-04	DARTMOUTH	ECAC	34	16	22	38	--	42	--	--	--	--	--	--	--	--	--	--
2004-05	DARTMOUTH	ECAC	35	14	29	43	--	34	--	--	--	--	--	--	--	--	--	--
2005-06	ST. LOUIS	NHL	57	14	13	27	-10	22	5	0	2	100	14.0	--	--	--	--	--
	PEORIA	AHL	26	8	7	15	--	32	--	--	--	--	--	3	0	3	3	2
2006-07	ST. LOUIS	NHL	82	27	25	52	-2	33	8	0	4	166	16.3	--	--	--	--	--
	UNITED STATES	WC-A	7	6	4	10	--	27	--	--	--	--	--	--	--	--	--	--
2007-08	ST. LOUIS	NHL	80	13	25	38	0	40	3	0	2	162	8.0	--	--	--	--	--
	UNITED STATES	WC-A	7	0	3	3	--	6	--	--	--	--	--	--	--	--	--	--
2008-09	ST. LOUIS	NHL	14	3	10	13	-3	2	0	0	1	43	7.0	--	--	--	--	--
	TORONTO	NHL	61	11	20	31	-9	31	3	0	0	128	8.6	--	--	--	--	--
	UNITED STATES	WC-A	9	2	0	2	--	6	--	--	--	--	--	--	--	--	--	--
	NHL TOTALS		294	68	93	161	-24	128	19	0	9	599	11.4	--	--	--	--	--
	LEAF TOTALS		61	11	20	31	-9	31	3	0	0	128	8.6	--	--	--	--	--

SINGLE GAME NHL MILESTONES

HAT TRICKS None
 MOST GOALS 2(6) - Last: Feb. 12, 2009 (TOR) @ TBL
 MOST ASSISTS 3(2) - Last: Feb. 22, 2009 (TOR) @ NYR
 MOST POINTS 3(4) - Last: Feb. 22, 2009 @ NYR (TOR) (3A)

LONGEST NHL STREAKS

POINTS 7 - Last: Dec. 26, 2006 - Jan. 9, 2007 (STL) (3G, 5A)
 GOALS 3 - Last: Nov. 30 - Dec. 4, 2007 (STL) (3G)
 ASSISTS 5 - Last: Nov. 5 - 14, 2008 (STL) (8A)

REGULAR SEASON OT GOALS

1. Mar. 10, 2006 (STL) vs. Minnesota (Fernandez)
 2. Mar. 1, 2007 (STL) @ NY Islanders (DiPietro)
 3. Nov. 21, 2008 (STL) vs. Anaheim (Giguere)

REGULAR SEASON SHOOTOUT ATTEMPTS

2005-06: Scored 2 goals in 3 attempts
 2006-07: Scored 4 goals in 8 attempts
 2007-08: Did not score in 2 attempts
 2008-09: Scored 1 goal in 5 attempts

SINGLE GAME LEAFS MILESTONES

None
 2(1) - Feb. 12, 2009 @ TBL
 3(1) - Last: Feb. 22, 2009 @ NYR
 3(1) - Last: Feb. 22, 2009 @ NYR (3A)

LONGEST LEAFS STREAKS

4 - Last: Mar. 10 - 17, 2009 (2G, 2A)
 2 - Last: Mar. 10 - 12, 2009 (2G)
 2 - Last: Mar. 14 - 17, 2009 (2A)

REGULAR SEASON PENALTY SHOTS

1. Oct. 30, 2007 (STL) vs. Phoenix (Tellqvist, unsuccessful)

LEAFS



BORN: TAMPERE, FINLAND

DATE: MAY 20, 1977

HEIGHT: 5' 10"

WEIGHT: 198 LBS.

CATCHES: LEFT

POSITION: GOALTENDER

Vs. NHL	GP	W	L	T	OT	SO	GA	GAA
ANA	6	2	3	0	0	0	21	3.46
ATL	7	5	0	0	2	1	15	2.10
BOS	14	5	6	1	1	0	44	3.24
BUF	6	3	3	0	0	0	14	2.37
CGY	4	2	2	0	0	0	9	2.26
CAR	9	2	4	0	3	0	33	3.76
CHI	7	4	2	0	1	0	21	3.26
COL	10	4	3	1	0	0	24	2.72
CBJ	7	5	2	0	0	2	12	1.84
DAL	14	5	6	0	2	0	37	2.88
DET	9	7	1	0	1	1	13	1.60
EDM	8	5	1	1	1	0	17	2.09
FLA	8	4	2	0	2	0	24	3.16
LAK	11	7	2	0	0	1	21	2.30
MIN	5	3	0	0	1	0	6	1.31
MTL	11	6	3	0	1	0	32	3.28
NSH	8	3	4	0	0	0	16	2.46
NJD	6	2	3	0	1	0	19	3.06
NVI	5	3	2	0	0	0	15	2.96
NYR	8	5	0	1	2	1	12	1.43
OTT	10	6	3	0	1	2	25	2.62
PHI	5	4	1	0	0	0	11	2.18
PHX	16	8	3	0	1	2	36	2.59
PIT	7	6	1	0	0	0	20	2.86
SJS	2	0	2	0	0	0	8	4.03
STL	9	6	2	0	1	2	23	2.53
TBL	6	2	2	0	1	0	14	2.65
TOR	2	1	0	1	0	0	6	2.88
VAN	8	3	3	0	1	0	23	3.30
WSH	6	2	4	0	0	0	15	2.91
TOTALS	234	120	70	5	22	12	586	2.67

FAVOURITE TV SHOW:

Conan O'Brien

FAVOURITE ACTOR/ACTRESS:

Will Ferrell

FAVOURITE CARTOON:

Family Guy

FAVOURITE SPORT (BESIDES HOCKEY):

F1 Racing

FAVOURITE ATHLETE:

Usain Bolt

BECAME A LEAF:

Acquired from San Jose June 22, 2007 along with Mark Bell in exchange for Toronto's first round pick in the 2007 Entry Draft (later traded to St. Louis-Lars Eller), second round pick in the 2007 Entry Draft (later traded to St. Louis-Aaron Palushaj) and fourth round pick in the 2009 Entry Draft (later traded to Nashville-Craig Smith). Originally San Jose's fourth choice, 90th overall, in the 1995 Entry Draft.

2008-09 SEASON: Played 53 games for Toronto compiling a record of 22-17-11 with a 3.26 goals against average, a .891 save percentage, and 1 shutout. Recorded 1st shutout of the season making 32 saves despite 1-0 shootout loss Oct. 17 and became 1st Leaf goaltender in over 43 years, and 1st at current Madison Square Garden to record shutout against Rangers in New York (Johnny Bower, Jan. 10, 1965 at former MSG). Became 1st Leaf goaltender ever to record a shutout despite suffering a shootout loss. Recorded 100th career NHL win stopping 26-of-28 shots Oct. 23 at Boston. Played 200th career NHL game Nov. 27 at Ottawa. Was named 1st star in back-to-back games (Nov. 27, Nov. 29). Started 11 consecutive games from Nov. 27 to Dec. 20 with a record of 6-3-1 in that stretch. Missed 1 game due to groin injury (Dec. 22). Played 100th Maple Leafs game Jan. 6 vs. Florida. Recorded wins in 3 consecutive starts (Feb. 22 - 26). Maple Leafs 2008-09 Molson Cup Winner with 44 points. Had season ending hip and groin surgery - missed final 18 games of season (Mar. 5 - Apr. 11). Made 15 saves on 29 shootout attempts this season and earned a record of 4 wins and 5 losses.

CAREER 2007-08: Played 66 games for Toronto compiling a record of 33-25-6 with a 2.74 goals against average (3 shutouts). Established career highs for games played (66), wins and assists (5). Ranked 9th in NHL games played and 9th (tie) in wins. Ranked 3rd among NHL goaltenders in assists. Played 1st Maple Leafs game, stopped 26-of-29 shots, Oct. 4 at Ottawa. Won 1st Maple Leafs game, stopped 25-of-28 shots, Oct. 6 vs. Montreal (4-3 OTW). Stopped a season-high 46 shots Oct. 13 vs. Pittsburgh. Earned 1st Maple Leafs shutout, stopped 24 shots, Nov. 17 vs. Ottawa. Set career-high shutout streak (141:47) Nov. 10 - 20. Registered a season-high 4-game winning streak Nov. 29 - Dec. 6. Missed 6 games due to groin strain Dec. 26 - Jan. 5. Earned 1st career shootout victory and stopped 29-of-31 shots Jan. 17 at Boston. Registered career-high 27th win and stopped 27-of-29 shots Mar. 6 at Boston. Named NHL's 2nd Star for the week ending Mar. 23. Posted a 3-0-0 record with a 2.00 goals against average and a .940 save percentage. Collected 5th assist of season Mar. 27 at Boston and tied Maple Leafs record for most assists in a season by a goaltender. Mike Palmateer (1978-79), Ken Wregget (1987-88) and Curtis Joseph (1998-99) each recorded 5 assists in a season for the Maple Leafs. Made 30 consecutive starts from Jan. 23 to Mar. 29 registering a record of 17-11-2. Stopped 9 of 15 shootout attempts this season and registered a record of 2 wins and 3 losses. Maple Leafs 2007-08 Molson Cup Winner. **2006-07:** Ranked 9th in NHL goals against average (2.35), 20th in NHL save percentage (.908) and 21st in wins (26). Registered career-high for shutouts (4) in a season. Earned 12

#35 VESA TOSKALA

73

THE PLAYERS

consecutive victories (12-0-0) Apr. 6, 2006 – Oct. 23, 2006 setting the longest win streak and longest unbeaten streak in San Jose franchise history. During this streak, posted a 1.89 goals against average and a .923 save percentage. Recorded a 7-game winning-streak Dec. 31 – Jan. 26 and tied a San Jose franchise record (Toskala, 2005-06, Irbe 1993-94). During this streak posted a 1.62 goals against average and a .931 save percentage. Set a San Jose franchise record for a goaltender with 2 assists Feb. 3 vs. Chicago. Earned 4th shutout of season and stopped 35 shots in 1st game since suffering a groin injury Feb. 14 – Mar. 16 vs. Columbus. **2005-06:** Ranked 9th in NHL goals against average (2.56). Named runner-up for the NHL Defensive Player of the Week Feb. 13 posting a 3-0-0 record with a 2.65 goals against average. Named Seagate Technology "Sharks Player of the Month" for Feb. and Mar. Registered 1st shutout Mar. 21 at St. Louis (33 saves). Named NHL Defensive Player of the Week for period ending Mar. 26, posting a 3-0-0 record with a 1.66 goals against average and a .946 save percentage. Became the 1st San Jose goaltender to win 3 games on a 3-game road trip (3-0-0, 0.97 GAA, .948 SV PCT) Apr. 3 – 6. Named the NHL Defensive Player of the Week for the period ending Apr. 9 (2nd time), posting a 4-0-0 record with a 0.98 goals against average and a .950 save percentage. Finished the season with 5 consecutive victories on the road (5-0-0). Earned San Jose at least 1 point in 27 out of last 29 starts (23-2-4). Finished the season with a San Jose franchise-tying 7 consecutive victories (7-0-0, continued into 2006-07). Made NHL playoff debut in 4-3 loss in Game 1 of WCQF at Nashville Apr. 21. Earned 1st career playoff shutout in 2nd career playoff game in Game 2 at Nashville Apr. 23, making 25 saves in a 3-0 victory. Stopped 54 shots in the 3 overtime loss in Game 3 of the WCSF May 10 at Edmonton. **2004-05:** Played for Ilves Tampere. **2003-04:** Ranked 4th in NHL save percentage (.930). Posted 12-8-4 record, with a 2.06 goals against average in 28 appearances during 1st full NHL season. Combined with Nabokov to set a San Jose franchise record for most shutouts in the regular season (11). Faced career-high 52 shots and made career-high 47 saves in 5-5 tie at Nov. 6 at Boston. Twice posted single-season high 4-game winning streaks (Nov. 22-30 and Jan. 3-21). Served as the reserve to Miikka Kiprusoff for Finland during 2004 World Cup of Hockey. **2002-03:** Made 1st NHL start and earned 1st NHL win, stopping 22 shots, Oct. 17 vs. Edmonton. Stopped 32 shots, including 1st career penalty shot, against Jarome Iginla Mar. 15 vs. Calgary. Posted 1st NHL shutout making 25 saves Mar. 27 vs. Detroit (3-0 W). Played 41 games for Cleveland (AHL) compiling a record of 15-30-2, 3.21 GAA (1 shutout). **2001-02:** Finished AHL season with 19-33-7 record for Cleveland and led AHL in games played (62), minutes played (3,574) and saves (1,845). Made NHL debut Nov. 24 at Los Angeles, posting 2 saves. **2000-01:** Dressed (DNP) for 1st NHL postseason game in Game 4 of the WCQF vs. St. Louis Apr. 17. Played 1st season in North America. Named to The Hockey News AHL Mid-Season All-Rookie Team. 13th in AHL in GAA (2.77). **1999-00:** Played 44 contests for Ilves and posted a 2.67 goals against average. **1998-99:** Selected for Finnish national team for World Championships, but did not play. Ranked 3rd in Finland in wins (21) and 5th in goals against average (2.14). **1996 & 1997:** Played for Finland at World Junior Championships in both 1996 & 1997.



AMATEUR AND PRO RECORD

REGULAR SEASON

PLAYOFFS

SEASON	CLUB	LEAGUE	GP	MIN	W	L	OT	GA	SO	AVG.	SV%	GP	MIN	W	L	GA	SO	AVG.
1994-95	ILVES TAMPERE JR.	FIN-JR.	17	956	10	5	1	36	2	2.26	---	7	393	--	--	22	---	3.36
1995-96	ILVES TAMPERE JR.	FIN-JR.	3	180	3	0	0	3	0	1.00	---	--	---	--	---	---	---	---
	KOOVEE TAMPERE	FIN-2	2	119	1	1	0	5	1	2.51	---	---	---	---	---	---	---	---
	ILVES TAMPERE	FIN	37	2072	14	14	7	109	1	3.16	---	2	78	0	2	11	0	8.46
	FINLAND	WJC	4	204	--	--	--	15	--	4.41	---	---	---	---	---	---	---	---
1996-97	ILVES TAMPERE JR.	FIN-JR.	3	184	--	--	--	---	---	2.93	---	---	---	---	---	---	---	---
	ILVES TAMPERE	FIN	40	2270	22	12	5	108	0	2.85	---	8	479	3	5	29	0	3.63
	FINLAND	WJC	4	250	--	--	--	12	--	2.88	---	---	---	---	---	---	---	---
1997-98	ILVES TAMPERE JR.	FIN-JR.	2	120	2	0	0	4	0	2.00	---	---	---	---	---	---	---	---
	ILVES TAMPERE	FIN	43	2554	26	13	3	118	1	2.77	---	9	519	6	3	18	1	2.08
1998-99	ILVES TAMPERE	FIN	33	1966	21	12	0	70	5	2.14	---	4	248	1	3	14	0	3.39
1999-00	FARJESTAD	SWE	44	2652	--	--	--	118	3	2.67	---	7	439	--	--	19	0	2.59
	FINLAND	WC	5	299	--	--	--	15	0	3.01	---	---	---	---	---	---	---	---
2000-01	KENTUCKY	AHL	44	2466	22	13	5	114	2	2.77	.911	3	197	0	3	8	0	2.43
2001-02	SAN JOSE	NHL	1	10	0	0	0	0	0	0.00	1.000	--	---	---	---	---	---	---
	CLEVELAND	AHL	62	3547	19	33	7	178	3	2.99	.912	--	---	---	---	---	---	---
2002-03	SAN JOSE	NHL	11	536	4	3	1	21	1	2.35	.927	--	---	---	---	---	---	---
	CLEVELAND	AHL	49	2824	15	30	2	151	1	3.21	.903	--	---	---	---	---	---	---
2003-04	SAN JOSE	NHL	28	1540	12	8	4	53	1	2.06	.930	--	---	---	---	---	---	---
2004-05	ILVES TAMPERE	FIN	3	186	0	1	2	8	0	2.58	---	6	357	3	3	19	0	3.19
2005-06	SAN JOSE	NHL	37	2039	23	7	4	87	2	2.56	.901	11	686	6	5	28	1	2.45
	CLEVELAND	AHL	1	65	0	0	1	0	1	0.00	1.000	--	---	---	---	---	---	---
2006-07	SAN JOSE	NHL	38	2141	26	10	1	84	4	2.35	.908	--	---	---	---	---	---	---
2007-08	TORONTO	NHL	66	3837	33	25	6	175	3	2.74	.904	--	---	---	---	---	---	---
2008-09	TORONTO	NHL	53	3056	22	17	11	166	1	3.26	---	--	---	---	---	---	---	---
	NHL TOTALS		234	13162	120	70	22	586	12	2.67	---	11	686	6	5	28	1	2.45
	LEAF TOTALS		119	6893	55	42	17	341	4	2.97	---	--	---	---	---	---	---	---

SINGLE GAME NHL MILESTONES

MOST SAVES 49 - Mar. 3, 2009 (TOR) vs. NJD
 MOST SHOTS 52 (2) Last: - Mar. 3, 2009 (TOR) vs. NJD

LONGEST NHL STREAKS

WINNING STREAK 12 - Apr. 3 - Oct. 23, 2007 (SJS)
 LOSING STREAK 5 - Apr. 2 - Nov. 8, 2005 (SJS)
 SHUTOUT STREAK (MINS) 141:47 - Nov. 10 - 17, 2008 (TOR)

REGULAR SEASON PENALTY SHOTS AGAINST

1. Mar. 15, 2003 (SJS) vs. Calgary (Iginla, no goal)
2. Apr. 3, 2003 (SJS) @ Edmonton (Comrie, no goal)
3. Dec. 2, 2003 (SJS) @ Calgary (Donovan, goal)
4. Feb. 2, 2006 (SJS) vs. Minnesota (Gaborik, goal)
5. Mar. 29, 2008 vs. Montreal (Higgins, no goal)
6. Feb. 26, 2009 @ NY Islanders (Bergenheim, no goal)

REGULAR SEASON SHOOTOUT ATTEMPTS

2005/06: Stopped 7 shots in 12 shootout attempts
 Record: 0 wins, 3 losses
 2006/07: Stopped 0 shots in 3 shootout attempts
 Record: 0 wins, 1 loss
 2007/08: Stopped 9 shots in 15 shootout attempts
 Record: 2 wins, 3 losses
 2008/09: Stopped 15 shots in 29 shootout attempts
 Record: 4 wins, 5 losses

SINGLE GAME LEAFS MILESTONES


See NHL Milestone
 See NHL Milestone

LONGEST LEAFS STREAKS

4 (2) - Last: - Dec. 8 - 20, 2009
 4 (2) - Last: - Jan. 9 - 13, 2009
 See NHL Milestone

**TORONTO
 MAPLE
 LEAFS**





BORN: LONDON, ONTARIO

DATE: MAY 14, 1979

HEIGHT: 6' 1"

WEIGHT: 213 LBS.

SHOOTS: RIGHT

POSITION: DEFENCE

Vs. NHL	GP	G	A	P	PIM
ANAHEIM	9	1	3	4	0
ATLANTA	24	3	3	6	30
BOSTON	17	2	4	6	6
BUFFALO	18	2	5	7	14
CALGARY	4	0	2	2	6
CAROLINA	29	3	11	14	28
CHICAGO	6	0	0	0	6
COLORADO	8	0	1	1	0
COLUMBUS	5	0	3	3	4
DALLAS	6	0	1	1	6
DETROIT	7	0	0	0	6
EDMONTON	6	1	1	2	0
FLORIDA	2	0	0	0	0
LOS ANGELES	4	1	0	1	2
MINNESOTA	6	0	1	1	4
MONTREAL	18	0	4	4	12
NASHVILLE	8	0	1	1	8
NEW JERSEY	18	0	4	4	4
NY ISLANDERS	13	0	6	6	12
NY RANGERS	14	1	2	3	6
OTTAWA	15	3	2	5	10
PHILADELPHIA	13	2	4	6	10
PHOENIX	6	2	2	4	10
PITTSBURGH	14	1	3	4	8
SAN JOSE	7	0	0	0	2
ST LOUIS	4	0	2	2	2
TAMPA BAY	28	3	16	19	30
TORONTO	14	0	5	5	8
VANCOUVER	5	1	2	3	2
WASHINGTON	25	4	11	15	24
TOTALS	353	30	99	129	260

FAVOURITE CARTOON:

Scooby Doo

FAVOURITE WEBSITE:

basspro.com

FAVOURITE RESTAURANT:

The Golden Star

FAVOURITE PLACE TO VISIT:

London, ON

FAVOURITE ATHLETE:

Usain Bolt

BECAME A LEAF:

Acquired from Florida September 2, 2008 in exchange for Bryan McCabe and Toronto's fourth round pick in the 2010 Entry Draft. Originally New Jersey's first choice, 26th overall, in the 1998 Entry Draft.

2008-09 SEASON: Played 27 games for Toronto collecting 11 points (3 goals, 8 assists) with 14 penalty minutes.

Played 1st Maple Leafs game Oct. 9 at Detroit. Collected 1st Maple Leafs point (assist) Oct. 11 vs. Montreal. Did not dress and was a healthy scratch Oct. 18 at Pittsburgh.

Scored 1st Maple Leafs goal Oct. 23 at Boston. Registered a 4-game point streak (2 goals, 2 assists) Oct. 21 - 28.

Missed 13 games due to concussion and hand injury (Nov. 11 - Dec. 8). Missed 16 games due to concussion (Dec. 20 - Jan. 21). Missed 9 games due to knee injury (Feb. 10 - 26).

Missed final 16 games of the season due to knee injury (Mar. 9 - Apr. 11). Collected a point in 11 of 27 games played. When in the lineup, the Maple Leafs record was 13-8-6.

CAREER 2007-08: Played 20 games for Florida collecting two assists with 14 penalty minutes. Missed 60 games due to wrist injury. Recorded an assist in back-to-back game Nov. 5 - 7 both vs. Tampa Bay.

2006-07: Played 78 games for Florida collecting 29 points (4 goals, 25 assists) with 64 penalty minutes. Registered 2 assists in a game on 5 occasions. Recorded a career-high 5-game point streak (7 assists) Oct. 11 - 20. Collected 100th career NHL point (assist) Dec. 19 at Toronto. Played 300th career NHL game Mar. 27 at Tampa Bay.

2005-06: Played 80 games for Florida collecting 37 points (8 goals, 29 assists) with 90 penalty minutes. Registered career highs in assists, points (tie), penalty minutes and game-winning goals (2).

Collected a career-high in assists and points in a game with 3 assists (tie) Oct. 15 vs. Buffalo. Played 200th career NHL game Feb. 3 vs. Atlanta. Collected a career-high in assists and points in a game with 3 assists Feb. 28 at Tampa Bay.

2004-05: Did not play.

2003-04: Finished 2nd overall and 1st among Florida defencemen with 37 points (13 goals, 24 assists). Registered a career-high in goals, points (tie) and powerplay goals (6). Ranked 1st on team in average ice-time (24:26). Played 1st Florida game Oct. 9 vs. Carolina. Collected 1st points (two assists) with Florida Oct. 13 vs. Carolina. Scored 1st Florida goal Oct. 15 vs. Phoenix. Played 100th career NHL game and collected an assist Dec. 13 at Nashville. Missed three games with a concussion Jan. 23 - 26. Collected a career-high 3 assists (tie) Apr. 4 vs. Carolina.

2002-03: Played 20 games for St. Louis collecting 3 assists with 8 penalty minutes. Played 33 games for Worcester (AHL) collecting 10 points (2 goals, 8 assists) with 16 penalty minutes. Traded to Florida from St. Louis for Valeri Bure Mar. 11 and was assigned to San Antonio (AHL). Played 11 games for San Antonio collecting 3 assists with 20 penalty minutes. Played 3 playoff games for San Antonio.

2001-02: Played 48 games for St. Louis collecting 10 points (2 goals, 8 assists) with 18 penalty minutes. Ranked third among NHL rookies with a plus-10 rating. Collected 1st NHL point (assist) Jan. 1 at New Jersey. Scored 1st career NHL goal (GWG) Jan. 23 at Buffalo.

#26 MIKE VAN RYN

77

THE PLAYERS

Registered 1st career multi-point game (1 goal, 1 assist) Mar. 17 at Anaheim. Played 24 games for Worcester (AHL) collecting 9 points (2 goals, 7 assists) with 17 penalty minutes. Played 9 playoff games for St. Louis. **2000-01:** Played 1 game for St. Louis. Played 1st career NHL game Oct. 5 at Phoenix. Played 37 games for Worcester (AHL) collecting 13 points (3 goals, 10 assists) with 12 penalty minutes. Played 7 playoff games for Worcester collecting 2 points (1 goal, 1 assist) with 2 penalty minutes. Signed as a free agent by St. Louis June 30, 2000. **1999-00:** Played 61 games for Sarnia (OHL) collecting 41 points (6 goals, 35 assists) with 54 penalty minutes. Played 7 playoff games for Sarnia collecting 5 assists with 4 penalty minutes. **1998-99:** Played 37 games for University of Michigan (CCHA) collecting 23 points (10 goals, 13 assists) with 52 penalty minutes. Played 7 games for Canada at World Junior Hockey Championships collecting 1 assist with 4 penalty minutes. Won Silver Medal with Canada. **1997-98:** Played 38 games for Michigan collecting 18 points (4 goals, 14 assists) with 44 penalty minutes. Won NCAA Championship with Michigan. Played 7 games for Canada at World Junior Hockey Championships registering 4 penalty minutes.



AMATEUR AND PRO RECORD

REGULAR SEASON

PLAYOFFS

SEASON	CLUB	LEAGUE	GP	G	A	PTS	+/-	PIM	PP	SH	GW	S	%	GP	G	A	PTS	PIM	
1997-98	U OF MICHIGAN	CCHA	38	4	14	18	--	44	--	--	--	--	--	--	--	--	--	--	--
	CANADA	WJC	7	0	0	0	--	4	--	--	--	--	--	--	--	--	--	--	--
1998-99	U OF MICHIGAN	CCHA	37	10	13	23	--	52	--	--	--	--	--	--	--	--	--	--	--
	CANADA	WJC	7	0	1	1	--	4	--	--	--	--	--	--	--	--	--	--	--
1999-00	SARNIA	OHL	61	6	35	41	--	34	--	--	--	--	--	7	0	5	5	4	
2000-01	ST. LOUIS	NHL	1	0	0	0	-2	0	0	0	0	1	0.0	--	--	--	--	--	--
	WORCESTER	AHL	37	3	10	13	--	12	--	--	--	--	--	7	1	1	2	2	
2001-02	ST. LOUIS	NHL	48	2	8	10	10	18	0	0	1	52	3.8	9	0	0	0	0	
	WORCESTER	AHL	24	2	7	9	--	17	--	--	--	--	--	--	--	--	--	--	--
2002-03	ST. LOUIS	NHL	20	0	3	3	3	8	0	0	0	21	0.0	--	--	--	--	--	
	WORCESTER	AHL	33	2	8	10	--	16	--	--	--	--	--	--	--	--	--	--	
	SAN ANTONIO	AHL	11	0	3	3	--	20	--	--	--	--	--	3	0	0	0	0	
2003-04	FLORIDA	NHL	79	13	24	37	-16	52	6	1	0	136	9.6	--	--	--	--	--	
2004-05																			
2005-06	FLORIDA	NHL	80	8	29	37	15	90	3	0	2	154	5.2	--	--	--	--	--	
2006-07	FLORIDA	NHL	78	4	25	29	-5	64	1	0	0	121	3.3	--	--	--	--	--	
2007-08	FLORIDA	NHL	20	0	2	2	-2	14	0	0	0	16	0.0	--	--	--	--	--	
2008-09	TORONTO	NHL	27	3	8	11	2	14	2	0	0	53	5.7	--	--	--	--	--	
	NHL TOTALS		353	30	99	129	5	260	12	1	3	554	5.4	9	0	0	0	0	
	LEAF TOTALS		27	3	8	11	2	14	2	0	0	53	5.7	--	--	--	--	--	

NHL SINGLE GAME MILESTONES

HAT TRICKS None
 MOST GOALS 2(1) - Last: Apr. 18, 2006 vs. ATL
 MOST ASSISTS 3(3) - Last: Feb. 26, 2006 (FLA) @ TBL
 MOST POINTS 3(3) - Last: Feb. 26, 2006 (FLA) @ TBL

LONGEST NHL STREAKS

POINTS 5 - Last: Oct. 11 - Oct. 20, 2006 (7A)
 GOALS 2 - Last: Apr. 18 - Oct. 6, 2006 (FLA)* (3G)
 * streak takes place over two seasons
 ASSISTS 5 - Last: Oct. 11 - Oct. 20, 2006 (7A)

REGULAR SEASON OT GOALS

None

REGULAR SEASON SHOOTOUT ATTEMPTS

None

LEAFS SINGLE GAME MILESTONES


None
 1(3) - Last: Nov. 4, 2008 vs. CAR
 1(8) - Last: Mar. 3, 2009 vs. NJD
 1(11) - Last: Mar. 3, 2009 vs. NJD

LONGEST LEAFS STREAKS

4 - Last: Oct. 21 - 28, 2008 (2G, 2A)
 1 - Last: Nov. 4, 2008 (1G)
 2 - Last: Oct. 11 - 13, 2008 (2A)

REGULAR SEASON PENALTY SHOTS

None



BORN: STEINBACH, MANITOBA

DATE: JUNE 4, 1984

HEIGHT: 5' 10"

WEIGHT: 191 LBS.

SHOOTS: RIGHT

POSITION: DEFENCE

Vs. NHL	GP	G	A	P	PIM
ANAHEIM	1	0	0	0	2
ATLANTA	12	0	2	2	15
BOSTON	22	0	6	6	8
BUFFALO	24	3	7	10	16
CALGARY	3	0	2	2	0
CAROLINA	12	3	3	6	4
CHICAGO	3	0	0	0	0
COLORADO	2	0	2	2	2
COLUMBUS	3	0	0	0	0
DALLAS	2	0	0	0	0
DETROIT	2	0	0	0	2
EDMONTON	3	1	0	1	0
FLORIDA	12	0	1	1	4
LOS ANGELES	2	0	1	1	0
MINNESOTA	2	0	2	2	5
MONTREAL	20	2	5	7	24
NASHVILLE	3	0	0	0	0
NEW JERSEY	12	0	3	3	8
NY ISLANDERS	13	2	4	6	12
NY RANGERS	10	1	8	9	11
OTTAWA	22	1	6	7	10
PHILADELPHIA	14	3	3	6	8
PHOENIX	2	0	0	0	4
PITTSBURGH	11	1	1	2	6
SAN JOSE	2	0	0	0	0
ST LOUIS	2	0	0	0	0
TAMPA BAY	10	1	2	3	8
TORONTO	0	0	0	0	0
VANCOUVER	2	1	1	2	0
WASHINGTON	12	0	1	1	2
TOTALS	240	19	60	79	151

FAVOURITE MUSICIAN:

George Strait

FAVOURITE SPORT (BESIDES HOCKEY):

Fishing

FAVOURITE AUTHOR:

John Grisham

FAVOURITE SNACK:

Sushi

FAVOURITE SUPERHERO:

Superman

BECAME A LEAF:

Toronto's sixth choice, 191st overall, in the 2002 Entry Draft.

2008-09 SEASON: Played 71 games for Toronto collecting 26 points (10 goals, 16 assists) with 57 penalty minutes. Ranked 1st (tie) on the team in plus/minus (+6). Ranked 2nd in average ice-time per game (22:50). Set career highs for goals, points (tie), penalty minutes, power-play goals (2) and shots (158). Was a healthy scratch for 11 consecutive games to start the season (Oct. 9 - Nov. 1). Scored 1st goal of season on 2nd shift while playing forward Nov. 2 at Carolina. Registered a career high 6-game point streak (Nov. 6 - 17) with 6 points (2 goals, 4 assists) in that span. Played in 200th career NHL game on Jan. 10 at Philadelphia. Collected an assist and had a +5 rating Feb. 14 vs. Pittsburgh. Played 5 games for Team Canada at World Championships collecting 3 points (1 goal, 2 assists). Sustained neck injury at World Championships and missed final 4 games. Won silver medal with Team Canada.

CAREER: 2007-08: Played 81 games for Toronto collecting 21 points (5 goals, 16 assists) with 44 penalty minutes. Scored 1st goal of season Oct. 6 vs. Montreal. Collected 2 assists Nov. 3 at Montreal. Collected 2 assists Nov. 13 vs. Montreal. Scored game-winning goal and collected an assist Jan. 15 vs. Carolina. Did not dress Feb. 14 vs. the NY Islanders. Scored goals in back-to-back games Mar. 12 at Philadelphia and Mar. 15 vs. Buffalo. Played a season-high (25:26) Mar. 22 at Ottawa. **2006-07:** Ranked 2nd (tie) among NHL rookie defencemen in assists (23) and in points (26). Registered 4 multi-point games. Collected 2 assists Oct. 21 vs. the NY Rangers. Collected 2 assists Oct. 24 vs. Ottawa. Registered a season-high 3-game point-streak (5 assists) Oct. 21 - 26. Scored 1st goal of season (game-winning goal) Nov. 1 at Tampa Bay. Scored a goal Dec. 2 at Montreal. Collected 2 assists Dec. 16 vs. the NY Rangers. Collected 2 assists and recorded a career-high (+6) rating Jan. 4 at Boston. Florida's Olli Jokinen was the only other player in the NHL to record (+6) rating in a single game this season (Mar. 17 vs. NY Islanders). Scored a goal Apr. 3 vs. Philadelphia. Missed 6 games with a shoulder separation. **2005-06:** Played 12 games for Toronto collecting 6 points (1 goal, 5 assists) with 10 penalty minutes. Ranked 3rd among Toronto defencemen in average ice time (19:07). Was selected to participate for Team Canada in the Spengler Cup. Played 4 games for Team Canada scoring 1 goal with a (+6) rating. Recalled from the Toronto Marlies Mar. 25. Made NHL debut Mar. 26 at New Jersey. Registered 1st career NHL point (assist) Mar. 26 at New Jersey. Registered a 3-game point-streak (1 goal, 3 assists) to begin NHL career Mar. 26 - Apr. 1. Scored 1st career NHL goal Apr. 1 vs. Buffalo's Ryan Miller. Registered a career-high 3 points (1 goal, 2 assists) and (+3) rating Apr. 1 vs. Buffalo. Registered a season-high in ice time (21:19) Apr. 18 vs. Pittsburgh. Re-assigned to the Toronto Marlies Apr. 18. Played 59 games for the Toronto Marlies collecting 38 points (8 goals, 30 assists) with 42 penalty minutes. Played 5 playoff games for Toronto Marlies collecting 5

points (1 goal, 4 assists) with 4 penalty minutes. **2004-05:** Ranked 9th among AHL rookies in plus/minus (+12-tie). Led the St. John's (AHL) in plus/minus. Finished 3rd among team defencemen in goals (4-tie), assists (22) and points (26). Finished 2nd among St. John's defencemen during the playoffs in assists (2) and points (2). **2003-04:** Played 8 games for St. John's collecting 4 assists with 2 penalty minutes. Ranked 19th among WHL defencemen in points (32-tie). Led Swift Current (WHL) defencemen in assists (23) and points (32-tie). Led Swift Current (WHL) defencemen in playoffs in goals (1), assists (3-tie) and points (4). **2002-03:** Represented Canada at World Junior Championships and won the Silver Medal. Played 64 games for Swift Current (WHL). Ranked 1st among WHL defencemen in goals (24), 3rd in points (68) and 5th in assists (44-tie). Named to WHL East 1st All-Star Team. Named to CHL 2nd All-Star Team. **2001-02:** Played 70 games for Swift Current collecting 79 points (32 goals, 47 assists) with 40 penalty minutes. Finished 1st among WHL defencemen in goals, points and 4th in assists. Named to WHL East 2nd All-Star Team. Awarded Brad Hornung Trophy as WHL's Most Sportsmanlike Player.



AMATEUR AND PRO RECORD

REGULAR SEASON

PLAYOFFS

SEASON	CLUB	LEAGUE	GP	G	A	PTS	+/-	PIM	PP	SH	CW	S	%	GP	G	A	PTS	PIM
2000-01	SWIFT CURRENT	WHL	69	12	31	43	--	24	--	--	--	--	--	19	1	4	5	6
2001-02	SWIFT CURRENT	WHL	70	32	47	79	--	40	--	--	--	--	--	12	4	5	9	12
2002-03	SWIFT CURRENT	WHL	64	24	44	68	--	44	--	--	--	--	--	4	0	4	4	0
	CANADA	WJC-A	6	2	4	6	--	0	--	--	--	--	--	--	--	--	--	--
2003-04	ST. JOHN'S	AHL	8	0	4	4	--	2	--	--	--	--	--	--	--	--	--	--
	SWIFT CURRENT	WHL	43	9	23	32	--	32	--	--	--	--	--	5	1	3	4	8
2004-05	ST. JOHN'S	AHL	78	4	22	26	--	54	--	--	--	--	--	5	0	2	2	2
2005-06	TORONTO	NHL	12	1	5	6	2	10	0	0	0	21	4.8	--	--	--	--	--
	TORONTO	AHL	59	8	30	38	--	42	--	--	--	--	--	5	1	4	5	4
2006-07	TORONTO	NHL	76	3	23	26	8	40	1	0	1	138	2.2	--	--	--	--	--
2007-08	TORONTO	NHL	81	5	16	21	-9	44	0	2	116	4.3	--	--	--	--	--	--
2008-09	TORONTO	NHL	71	10	16	26	6	57	2	0	2	158	6.8	--	--	--	--	--
	CANADA	WC	5	1	2	3	--	0	--	--	--	--	--	--	--	--	--	--
	NHL TOTALS		240	19	60	79	7	151	3	0	5	433	4.4	--	--	--	--	--

SINGLE GAME NHL MILESTONES

HAT TRICKS None
 MOST GOALS 1(19) - Last: Apr. 1, 2009 vs. PHI
 MOST ASSISTS 2(9) - Last: Feb. 26, 2009 @ NYI
 MOST POINTS 3(1) - Last: Apr. 1, 2006 vs. BUF

LONGEST NHL STREAKS

POINTS 6 - Last: Nov. 6 - 17, 2008 (2G, 4A)
 GOALS 2 - Last: Dec. 8 - 12, 2008 (2G)
 ASSISTS 3 - Last: Nov. 6 - 11, 2008 (3A)

REGULAR SEASON OT GOALS

None

REGULAR SEASON SHOOTOUT ATTEMPTS

None

SINGLE GAME LEAFS MILESTONES

None
 See NHL Milestone
 See NHL Milestone
 See NHL Milestone

LONGEST LEAFS STREAKS

See NHL Milestone
 See NHL Milestone
 See NHL Milestone

REGULAR SEASON PENALTY SHOTS

None

#47 DARRYL BOYCE



BORN: SUMMERSIDE, PRINCE EDWARD ISLAND
DATE: JULY 7, 1984
HEIGHT: 6' 0"
WEIGHT: 200 LBS.
SHOOTS: LEFT
POSITION: CENTRE

BECAME A LEAF: Signed as an unrestricted free agent by Toronto January 1, 2008.

2008-09 SEASON: Played 73 games for the Toronto Marlies (AHL) collecting 30 points (12 goals, 18 assists) with 131 penalty minutes. Ranked 2nd on team in penalty minutes. Ranked 6th on team in points. Recorded 2 goals Nov. 26 vs. Rochester. Played 6 playoff games scoring 2 goals with 27 penalty minutes. Ranked 1st on team in playoff penalty minutes.

CAREER: 2007-08: Played one game for Toronto. Recalled from the Toronto Marlies (AHL) Jan. 19. Assigned to the Toronto Marlies Jan. 21. Recalled from the Toronto Marlies Jan. 24. Played 1st NHL game Jan. 24 at Washington and sustained season-ending shoulder dislocation. Surgery performed Feb. 5. Played 41 games for the Toronto Marlies collecting 24 points (8 goals, 16 assists) with 71 penalty minutes. Named the Toronto Marlies Rookie of the Year. **2006-07:** Played 25 games for the University of New Brunswick (CIS) collecting 33 points (14 goals, 19 assists) with 63 penalty minutes. Ranked 2nd in team goals, assists (tie) and points. Named Most Valuable Player as UNB won the National Championship (University Cup). **2005-06:** Played 28 games for

University of New Brunswick collecting 32 points (15 goals, 17 assists) with 50 penalty minutes. Ranked 2nd in team goals, 3rd in assists and 2nd (tie) in points. Named CIS Rookie of the Year.

2004-05: Played 67 games for Toronto St. Michael's (OHL) collecting 50 points (15 goals, 35 assists) with 152 penalty minutes. Led team in assists and points. Played 10 playoff games collecting 7 points (2 goals, 5 assists) with 28 penalty minutes. Ranked 4th in playoff points.

2003-04: Played 64 games for Toronto St. Michael's (OHL) collecting 37 points (13 goals, 24 assists) with 110 penalty minutes. Ranked 4th in team assists. Played 18 playoff games for Toronto St. Michael's collecting 4 points (1 goal, 3 assists) with 23 penalty minutes. **2002-03:**

Played 64 games for Toronto St. Michael's collecting 37 points (16 goals, 21 assists) with 119 penalty minutes. Ranked 4th in team assists and points. Played 19 playoff games for Toronto St. Michael's collecting 4 points (1 goal, 3 assists) with 28 penalty minutes. **2001-02:** Played 67 games for Toronto St. Michael's collecting 21 points (10 goals, 11 assists) with 71 penalty minutes. Played 15 playoff games for Toronto St. Michael's collecting 7 points (2 goals, 5 assists) with 46 penalty minutes.

AMATEUR AND PRO RECORD

REGULAR SEASON

PLAYOFFS

SEASON	CLUB	LEAGUE	GP	G	A	PTS	+/-	PIM	PP	SH	GW	S	5%	GP	G	A	PTS	PIM
2001-02	ST. MICHAEL'S	OHL	67	10	11	21	--	71	--	--	--	--	--	15	2	5	7	46
2002-03	ST. MICHAEL'S	OHL	64	16	21	37	--	119	--	--	--	--	--	19	1	3	4	28
2003-04	ST. MICHAEL'S	OHL	64	13	24	37	--	110	--	--	--	--	--	18	1	3	4	23
2004-05	ST. MICHAEL'S	OHL	67	15	35	50	--	152	--	--	--	--	--	10	2	5	7	28
2005-06	U.N.B.	CIS	28	15	17	32	--	50	--	--	--	--	--	--	--	--	--	--
2006-07	U.N.B.	CIS	25	14	19	33	--	63	--	--	--	--	--	--	--	--	--	--
2007-08	TORONTO	NHL	1	0	0	0	0	0	0	0	0	0	0.0	--	--	--	--	--
	TORONTO	AHL	41	8	16	24	--	71	--	--	--	--	--	--	--	--	--	--
2007-08	TORONTO	AHL	73	12	18	30	--	131	--	--	--	--	--	6	2	0	2	27
	NHL TOTALS		1	0	0	0	0	0	0	0	0	0	0.0	--	--	--	--	--

#37 TIM BRENT



BORN: CAMBRIDGE, ONTARIO
DATE: MARCH 10, 1984
HEIGHT: 6' 0"
WEIGHT: 197 LBS.
SHOOTS: RIGHT
POSITION: CENTRE

BECAME A LEAF: Signed as an unrestricted free agent by Toronto July 6, 2009. Also, Anaheim's fourth choice, 75th overall, in the 2004 Entry Draft. Originally Anaheim's second choice, 37th overall, in 2002 Entry Draft. Also, Anaheim's fourth choice, 75th overall, in the 2002 Entry Draft.

2008-09 SEASON: Played 2 games for Chicago and registered 2 penalty minutes. Played 64 games for Rockford (AHL) collecting 62 points (20 goals, 42 assists) with 59 penalty minutes. Ranked 1st on the team in assists, points and shorthanded goals (4). Played 4 playoff games for Rockford collecting 1 assist and 2 penalty minutes.

CAREER: 2007-08: Played 1 game for Pittsburgh. Played 74 games for Wilkes-Barre (AHL) collecting 61 points (18 goals, 43 assists) with 79 penalty minutes. Ranked 1st on Wilkes-Barre in assists and points. Ranked 2nd on Wilkes-Barre in penalty minutes. Played 23 playoff games for Wilkes-Barre (AHL) collecting 27 points (12 goals, 15 assists) with 10 penalty minutes. Ranked 1st (tie) in AHL playoff goals and 3rd in assists.

2006-07: Played 15 games for Anaheim collecting 1 goal and 6 penalty minutes. Scored 1st career NHL goal Feb. 20 vs. Vancouver (Sabourin). Played 48 games for Portland (AHL) collecting 30 points (16 goals, 14 assists) with 40 penalty minutes. **2005-06:** Played 37 games for Portland (AHL) collecting 24 points (15 goals, 9 assists) with 32 penalty minutes. Played 15 playoff

games for Portland (AHL) collecting 8 points (4 goals, 4 assists) with 16 penalty minutes. **2004-05:** Played 46 games for Cincinnati (AHL) collecting 18 points (5 goals, 13 assists) with 42 penalty minutes **2003-04:** Played 6 games and won a silver medal for Canada at World Junior Championships collecting 3 points (1 goal, 2 assists) with 4 penalty minutes. **2000-04:** Played 4 seasons for Toronto St. Michael's Majors (OHL). In 238 games with St. Michael's collected 220 points (78 goals, 142 assists) with 262 penalty minutes. **2003-04:** Played 67 games for Toronto St. Michael's and ranked 1st on team in assists (41) and points (67). Played 18 playoff games and ranked 1st on team in assists (14) and points (17). **2002-03:** Played 60 games for Toronto St. Michael's and ranked 2nd on team in goals (24), assists (42), points (66) and plus/minus (+15). Played 19 playoff games and ranked 1st in team assists and points. **2001-02:** Played 61 games for Toronto St. Michael's collecting 59 points (19 goals, 40 assists) with 52 penalty minutes. Ranked 3rd on team in assists and 4th in points. Played 14 playoff games for Toronto St. Michael's collecting 19 points (7 goals, 12 assists) with 20 penalty minutes. Ranked 1st on team in playoff assists and points. **2000-01:** Played 64 games for Toronto St. Michael's collecting 28 points (9 goals, 19 assists) with 31 points. Played 18 playoff games for Toronto St. Michael's collecting 10 points (2 goals, 8 assists) with 6 penalty minutes.

AMATEUR AND PRO RECORD

REGULAR SEASON

PLAYOFFS

SEASON	CLUB	LEAGUE	GP	G	A	PTS	+/-	PIM	PP	SH	GW	S	5%	GP	G	A	PTS	PIM
2000-01	ST. MICHAEL'S	OHL	64	9	19	28	--	31	--	--	--	--	--	18	2	8	10	6
	CANADA	WC-U18	4	2	3	5	--	0	--	--	--	--	--	--	--	--	--	--
2001-02	ST. MICHAEL'S	OHL	61	19	40	59	--	52	--	--	--	--	--	14	7	12	19	20
2002-03	ST. MICHAEL'S	OHL	60	24	42	66	--	74	--	--	--	--	--	19	7	17	24	14
2003-04	ST. MICHAEL'S	OHL	53	26	41	67	--	105	--	--	--	--	--	18	4	13	17	24
2003-04	CANADA	WJC	6	1	2	3	--	4	--	--	--	--	--	--	--	--	--	--
2004-05	CINCINNATI	AHL	46	5	13	18	--	42	--	--	--	--	--	12	0	1	1	6
2005-06	PORTLAND	AHL	37	15	9	24	--	32	--	--	--	--	--	15	4	4	8	16
2006-07	ANAHEIM	NHL	15	1	0	1	-5	6	0	0	0	14	7.1	--	--	--	--	--
	PORTLAND	AHL	48	16	14	30	--	40	--	--	--	--	--	--	--	--	--	--
2007-08	PITTSBURGH	NHL	1	0	0	0	-1	0	0	0	0	0.0	--	--	--	--	--	--
	WILKES-BARRE	AHL	74	18	43	61	--	79	0	0	0	0	0.0	23	12	15	27	10
2008-09	CHICAGO	NHL	2	0	0	0	0	2	--	--	--	--	--	--	--	--	--	--
	ROCKFORD	AHL	64	20	42	62	--	59	--	--	--	--	--	4	0	1	1	2
NHL TOTALS			18	1	0	1	-6	8	--	--	--	14	7.1	--	--	--	--	--

#56 ANDRE DEVEAUX

**BORN:** FREEPORT, BAHAMAS**DATE:** FEBRUARY 23, 1984**HEIGHT:** 6' 4"**WEIGHT:** 232 LBS.**SHOOTS:** RIGHT**POSITION:** RIGHT WING

BECAME A LEAF: Signed as an unrestricted free agent by Toronto on July 21, 2008. Originally Montreal's fourth choice, 182nd overall, in the 2002 Entry Draft.

2008-09 SEASON: Played 21 games for Toronto collecting 1 assist with 75 penalty minutes. Played 38 games for the Toronto Marlies (AHL) collecting 25 points (14 goals, 11 assists) with 114 penalty minutes. Ranked 2nd on Toronto Marlies with 9 powerplay goals. Scored 1st career AHL hat-trick Oct. 26 vs. Houston. Recalled from Toronto Marlies Nov. 26. Played 1st NHL game Nov. 27 at Ottawa. Became first Bahamian born player to play in the NHL. Collected 1st NHL point (assist) Dec. 23 vs. Dallas. Missed 3 games due to foot injury (Dec. 30 - Jan. 3). Assigned to Toronto Marlies Feb. 3. Scored 2nd hat-trick of season for Toronto Marlies Feb. 8 vs. Grand Rapids. Recalled from Toronto Marlies Mar. 18. Assigned to Toronto Marlies Mar. 20. Played 6 playoff games for Toronto Marlies collecting 3 assists with 14 penalty minutes. Ranked 1st (tie) on Marlies in playoff assists.

CAREER: 2007-08: Played 66 games for Chicago Wolves (AHL) collecting 18 points (7 goals, 11 assists) with 232 penalty minutes. Ranked 1st on Wolves and 8th in AHL penalty minutes. Played 24 playoff games for Chicago (AHL) collecting 2 assists and 67 penalty minutes Ranked 2nd on

Chicago in playoff penalty minutes. Won AHL's Calder Cup with Chicago Wolves. **2006-07:** Played 8 games for Springfield (AHL) collecting 3 points (1 goal, 2 assists) with 8 penalty minutes. Played 21 games for Johnstown (ECHL) collecting 11 points (4 goals, 7 assists) with 36 penalty minutes. Traded to Atlanta by Tampa Bay with Andy Delmore in exchange for Stephen Baby and Kyle Wanvig, Feb. 1. Played 28 games for Chicago (AHL) collecting 8 points (4 goals, 4 assists) with 105 penalty minutes. Played 14 playoff games for Chicago (AHL) collecting 5 points (3 goals, 2 assists) with 48 penalty minutes. Ranked 1st on Chicago in penalty minutes. **2005-06:** Played 59 games for Springfield collecting 11 points (6 goals, 5 assists) with 135 penalty minutes. Ranked 3rd on Springfield in penalty minutes. Played 11 games for Johnstown (ECHL) collecting 11 points (4 goals, 7 assists) with 36 penalty minutes. Played 5 playoff games for Springfield collecting 2 points (1 goal, 1 assist) with 2 penalty minutes. **2004-05:** Signed as a free agent by Tampa Bay Sept. 15, 2004. Played 73 games for Springfield collecting 12 points (4 goals, 8 assists) with 210 penalty minutes. Ranked 1st on Springfield in penalty minutes. **2000-04:** Spent 4 seasons in the OHL with Belleville and Owen Sound playing 249 games collecting 113 points (42 goals, 71 assists) with 431 penalty minutes.

AMATEUR AND PRO RECORD

REGULAR SEASON

PLAYOFFS

SEASON	CLUB	LEAGUE	GP	G	A	PTS	+/-	PIM	PP	SH	GW	S	S%	GP	G	A	PTS	PIM
2000-01	BELLEVILLE	OHL	58	3	6	9	--	65	--	--	--	--	--	10	3	6	9	6
2001-02	BELLEVILLE	OHL	64	8	13	21	--	89	--	--	--	--	--	11	1	2	3	30
2002-03	BELLEVILLE	OHL	34	6	12	18	--	93	--	--	--	--	--	--	--	--	--	--
	OWEN SOUND	OHL	29	9	10	19	--	33	--	--	--	--	--	4	2	2	4	6
2003-04	OWEN SOUND	OHL	64	16	30	46	--	151	--	--	--	--	--	7	3	3	6	21
2004-05	SPRINGFIELD	AHL	73	4	8	12	--	210	--	--	--	--	--	--	--	--	--	--
2005-06	SPRINGFIELD	AHL	59	6	5	11	--	135	--	--	--	--	--	--	--	--	--	--
	JOHNSTOWN	ECHL	11	4	7	11	--	36	--	--	--	--	--	5	1	1	2	2
2006-07	SPRINGFIELD	AHL	8	1	2	3	--	8	--	--	--	--	--	--	--	--	--	--
	JOHNSTOWN	ECHL	21	6	8	14	--	51	--	--	--	--	--	--	--	--	--	--
	CHICAGO	AHL	28	4	4	8	--	105	--	--	--	--	--	14	3	2	5	48
2007-08	CHICAGO	AHL	66	7	11	18	--	232	--	--	--	--	--	24	0	2	2	67
2008-09	TORONTO	NHL	21	0	1	1	-3	75	0	0	0	15	0.0	--	--	--	--	--
	TORONTO	AHL	38	14	11	25	--	114	--	--	--	--	--	6	0	3	3	14
	NHL TOTALS		21	0	1	1	-3	75	0	0	0	15	0.0	--	--	--	--	--

#32 ALEX FOSTER



BORN: CANTON, MICHIGAN
DATE: AUGUST 26, 1984
HEIGHT: 6' 1"
WEIGHT: 200 LBS.
SHOOTS: LEFT
POSITION: CENTRE

BECAME A LEAF: Signed as a free agent by Toronto March 8, 2006.

2008-09 SEASON: Played 80 games for the Toronto Marlies (AHL) collecting 35 points (12 goals, 23 assists) with 88 penalty minutes. Only player on team to play in 80 games. Ranked 5th on team in points. Played 6 playoff games for Toronto Marlies collecting 5 points (2 goals, 3 assists) with 8 penalty minutes. Ranked 1st on team in playoff goals (tie), assists (tie) and points (tie).

CAREER: 2007-08: Played 3 games for Toronto. Played in 67 games for the Toronto Marlies (AHL) collecting 46 points (18 goals, 28 assists) with 30 penalty minutes. Ranked 1st in Marlies short-handed goals (5), 2nd (tie) in goals and 4th in points. Recalled from the Toronto Marlies Feb. 28. Assigned to the Toronto Marlies Feb. 29. Recalled from the Toronto Marlies Mar. 17. Played 1st NHL game Mar. 18 at the NY Islanders. Assigned to the Toronto Marlies Mar. 25. Won the Toronto Marlies Fan's Choice Award. Played 19 playoff games for the Toronto Marlies collecting

8 points (2 goals, 6 assists) with 12 penalty minutes. **2006-07:** Played 57 games for the Toronto Marlies collecting 17 points (8 goals, 9 assists) with 31 penalty minutes. Ranked 4th among Marlies rookies in points. Played 9 games for Columbia (ECHL) collecting 11 points (1 goal, 10 assists) with 6 penalty minutes. **2005-06:** Played 38 games for Bowling Green University collecting 51 points (11 goals, 40 assists) with 40 penalty minutes. Ranked 1st on Bowling Green in assists and points. Collected at least 1 point in 30 of the 38 games he played with Bowling Green. Named CCHA Offensive Player of the Month in Nov. after collecting 18 points (4 goals, 14 assists) in 8 games. Named to CCHA Second All-Star Team. Played 8 games for the Toronto Marlies scoring 1 goal with 6 penalty minutes. **2004-05:** Played 34 games for Bowling Green University collecting 31 points (8 goals, 23 assists) with 33 penalty minutes. Ranked 2nd on Bowling Green in assists and points. Alex's father, Dwight, played in 541 NHL games over 10 seasons (1977-87) with the Boston Bruins, Colorado Rockies and Detroit Red Wings.

AMATEUR AND PRO RECORD

REGULAR SEASON

PLAYOFFS

SEASON	CLUB	LEAGUE	GP	G	A	PTS	+/-	PIM	PP	SH	GW	S	5%	GP	G	A	PTS	PIM
2001-02	SIoux FALLS	USHL	57	6	15	21	--	72	--	--	--	--	--	3	0	1	1	8
2002-03	SIoux FALLS	USHL	5	0	1	1	--	0	--	--	--	--	--	--	--	--	--	--
	DANVILLE	USHL	43	9	18	27	--	38	--	--	--	--	--	--	--	--	--	--
2003-04	DANVILLE	USHL	55	23	30	53	--	91	--	--	--	--	--	6	1	2	3	6
2004-05	BOWLING GREEN	CCHA	34	8	23	31	--	33	--	--	--	--	--	--	--	--	--	--
2005-06	BOWLING GREEN	CCHA	38	11	40	51	--	40	--	--	--	--	--	--	--	--	--	--
	TORONTO	AHL	8	1	0	1	--	6	--	--	--	--	--	--	--	--	--	--
2006-07	TORONTO	AHL	57	8	9	17	--	31	--	--	--	--	--	--	--	--	--	--
	COLUMBIA	ECHL	9	1	10	11	--	6	--	--	--	--	--	--	--	--	--	--
2007-08	TORONTO	NHL	3	0	0	0	0	0	0	0	0	1	0.0	--	--	--	--	--
	TORONTO	AHL	67	18	28	46	--	30	--	--	--	--	--	19	2	6	8	12
2008-09	TORONTO	AHL	80	12	23	35	--	88	--	--	--	--	--	6	2	3	5	8
	NHL TOTALS		3	0	0	0	0	0	0	0	0	1	0.0	--	--	--	--	--

#48 RYAN HAMILTON



BORN: OSHAWA, ONTARIO

DATE: APRIL 15, 1985

HEIGHT: 6' 2"

WEIGHT: 219 LBS.

SHOOTS: LEFT

POSITION: LEFT WING

BECAME A LEAF: Acquired from Minnesota in exchange for Robbie Earl January 21, 2009. Originally signed as a free agent by Minnesota July 5, 2006

2008-09 SEASON: Played 29 games for Houston (AHL) collecting 12 points (8 goals, 4 assists) with 24 penalty minutes. Traded from Minnesota to Toronto January 21, 2009. Played 36 games for Toronto Marlies (AHL) collecting 13 points (7 goals, 6 assists) with 33 penalty minutes. Made Marlies debut January 23 at Syracuse. Collected 3 points (1 goal, 2 assists), including 1st Marlies goal Feb. 18 vs. Syracuse. Played 6 playoff games for Toronto (AHL) collecting 3 points (1 goal, 2 assists) with 4 penalty minutes.

CAREER: 2007-08: Played 72 games for Houston (AHL) collecting 39 points (20 goals, 19 assists) with 38 penalty minutes. Ranked 2nd on team in goals and points. Ranked 3rd on team in plus/minus (+13). Played 2 playoff games for

Houston and scored 1 goal. **2006-07:** Played 62 games for Houston collecting 16 points (7 goals, 9 assists) with 36 penalty minutes. **2005-06:** Played 63 games for Barrie (OHL) collecting 72 points (46 goals, 26 assists) with 58 penalty minutes. Ranked 1st on team in goals and 3rd in points. Played 14 playoff games for Barrie collecting 17 points (8 goals, 9 assists) with 11 penalty minutes. Ranked 1st on team in playoff assists and points. Played 1 playoff game for Houston. **2004-05:** Played 37 games for Barrie collecting 24 points (13 goals, 11 assists) with 6 penalty minutes. Played 6 playoff games for Barrie collecting 2 goals and 2 penalty minutes. **2003-04:** Played 46 games for Barrie collecting 27 points (17 goals, 10 assists) with 21 penalty minutes. Played 7 playoff games for Barrie collecting 1 assist and 8 penalty minutes. **2002-03:** Played 24 games for Barrie collecting 5 points (3 goals, 2 assists) with 10 penalty minutes. Played 6 playoff games for Barrie and scored 1 goal.

AMATEUR AND PRO RECORD

REGULAR SEASON

PLAYOFFS

SEASON	CLUB	LEAGUE	GP	G	A	PTS	+/-	PIM	PP	SH	GW	S	5%	GP	G	A	PTS	PIM
2002-03	BARRIE	OHL	24	3	2	5	--	10	--	--	--	--	--	6	1	0	1	0
2003-04	BARRIE	OHL	46	17	10	27	--	21	--	--	--	--	--	7	0	1	1	8
2004-05	BARRIE	OHL	37	13	11	24	--	6	--	--	--	--	--	6	2	0	2	2
2005-06	BARRIE	OHL	63	46	26	72	--	58	--	--	--	--	--	14	8	9	17	11
	HOUSTON	AHL	--	--	--	--	--	--	--	--	--	--	--	1	0	0	0	0
2006-07	HOUSTON	AHL	62	7	9	16	--	36	--	--	--	--	--	--	--	--	--	--
2007-08	HOUSTON	AHL	72	20	19	39	--	38	--	--	--	--	--	2	1	0	1	0
2008-09	HOUSTON	AHL	29	8	4	12	--	24	--	--	--	--	--	--	--	--	--	--
	TORONTO	AHL	36	7	6	13	--	33	--	--	--	--	--	6	1	2	3	4

#29 JOEY MACDONALD



BORN: PICTOU, NOVA SCOTIA
DATE: FEBRUARY 7, 1980
HEIGHT: 6' 0"
WEIGHT: 197 LBS.
CATCHES: LEFT
POSITION: GOALTENDER

BECAME A LEAF: Signed as an unrestricted free agent by Toronto August 10, 2009. Originally signed as a free agent by Detroit on January 15, 2002.

2008-09 SEASON: Played 49 games for the New York Islanders, registering a 14-26-6 record with 1 shutout, a 3.37 goals against average and a .901 save percentage. Ranked 1st on the team in wins. Established career highs in games played, minutes (2,792), saves (1,427) and wins. Recorded first NHL point (assist) Nov. 3 vs. Columbus. Named NHL's Third Star of the Month for November after posting an 8-5-1 record with a 2.64 goals against average and a .916 save percentage. Led all NHL goaltenders in November in games (14), minutes (842) and shots faced (439), and shared the lead in wins (8). Started 17 consecutive games (Nov. 3 - Dec. 8), going 8-8-1 with a 2.94 goals against average and a .907 save percentage. Missed 6 games due to groin injury (Jan. 15 - 31). Missed 5 games due to knee injury (Mar. 12 - 21). Recorded first NHL shutout Mar. 27 at Detroit.

CAREER: 2007-08: Played 2 games for the New York Islanders, registering a 0-1-1 record with a 3.00 goals against average. Recorded a career-high 45 saves Apr. 1 vs. New Jersey. Played 38 games for Bridgeport (AHL), registering a 16-19-2 record with 2 shutouts and a 2.89 goals against average. **2006-07:** Split the season between Detroit, Boston and Grand Rapids (AHL). Played 8 games for Detroit, registering a 1-5-1 record with a 3.46 goals against average. Made NHL debut on Oct. 19 at San Jose. Recorded 1st NHL win on Feb. 11 vs. Calgary.

Played 2 games with Grand Rapids (AHL), registering a 1-1-0 record with a 2.93 goals against average. Set Grand Rapids' franchise record for most career wins (70). Claimed off waivers by Boston on Feb. 24. Played 7 games with Boston, registering a 2-2-1 record with a 2.68 goals against average. **2005-06:** Played 32 games for Grand Rapids (AHL), registering a 17-19-2 record with 2 shutouts and a 3.13 goals against average. Set Grand Rapids' franchise record for most career shutouts (14). Played in 1 conditioning game with Toledo (ECHL). **2004-05:** Played 66 games for Grand Rapids (AHL), registering a 34-29-2 record with 5 shutouts and a 2.29 goals against average. Ranked 1st on the team in games played and wins. Ranked 1st in the AHL in games played and minutes by a goaltender (3,756). Finished 2nd in the AHL in saves (1,785) and 4th in wins. **2003-04:** Played 39 games for Grand Rapids (AHL), registering a 24-12-3 record with 6 shutouts and a 1.97 goals against average. Co-winner (Marc Lamothe) of the Harry "Hap" Holmes Memorial Award (lowest team goals against average in AHL). **2002-03:** Played 25 games for Grand Rapids (AHL), registering a 14-6-0 record with 3 shutouts and a 2.20 goals against average. **2001-02:** Played 38 games with Toledo (ECHL), registering a 12-15-7 record with 1 shutout and a 2.88 goals against average. Played 1 playoff game with Cincinnati (AHL). **1998-01:** Played 152 career games in the OHL for Peterborough, registering a 67-51-15 record with 6 shutouts and a 2.92 goals against average. **1997-98:** Played 17 games for Halifax (QMJHL), registering a 3-12-0 record with a 3.97 goals against average.

AMATEUR AND PRO RECORD

REGULAR SEASON

PLAYOFFS

SEASON	CLUB	LEAGUE	GP	MINS	W	L	OT	GA	SO	AVG.	GP	MINS	W	L	GA	SO	AVG.
1997-98	HALIFAX	QMJHL	17	815	3	12	0	54	0	3.97	3	140	1	2	15	0	6.43
1998-99	PETERBOROUGH	OHL	47	2483	22	15	2	123	3	2.97	3	145	0	2	13	0	5.34
1999-00	PETERBOROUGH	OHL	48	2641	20	15	6	125	2	2.84	5	280	1	4	16	1	3.43
2000-01	PETERBOROUGH	OHL	57	3284	25	21	7	161	1	2.94	7	425	3	4	18	0	2.54
2001-02	CINCINNATI	AHL	--	----	--	--	--	--	--	--	1	84	0	1	3	0	2.14
	TOLEDO	ECHL	38	2084	12	15	7	100	1	2.88	--	--	--	--	--	--	--
2002-03	GRAND RAPIDS	AHL	25	1337	14	6	0	49	3	2.20	1	8	0	0	1	0	7.95
2003-04	GRAND RAPIDS	AHL	39	2249	22	12	3	74	6	1.97	1	40	0	1	4	0	6.04
2004-05	GRAND RAPIDS	AHL	66	3756	34	29	2	143	5	2.29	--	----	--	--	--	--	----
2005-06	GRAND RAPIDS	AHL	32	1745	17	9	2	91	2	3.13	--	----	--	--	--	--	----
	TOLEDO	ECHL	1	60	1	0	0	1	0	1.00	--	----	--	--	--	--	----
2006-07	DETROIT	NHL	8	468	1	5	1	27	0	3.46	--	----	--	--	--	--	----
	GRAND RAPIDS	AHL	2	123	1	1	0	6	0	2.93	--	----	--	--	--	--	----
	BOSTON	NHL	7	358	2	2	1	16	0	2.68	--	----	--	--	--	--	----
2007-08	NY ISLANDERS	NHL	2	120	0	1	1	6	0	3.00	--	----	--	--	--	--	----
	BRIDGEPORT	AHL	38	2266	16	19	2	109	2	2.89	--	----	--	--	--	--	----
2008-09	NY ISLANDERS	NHL	49	2792	14	26	6	157	1	3.37	--	----	--	--	--	--	----
	NHL TOTALS		66	3738	17	34	9	206	1	3.31	--	----	--	--	--	--	----

#25 BEN ONDRUS

**BORN:** SHERWOOD PARK, ALBERTA**DATE:** JUNE 25, 1982**HEIGHT:** 6' 0"**WEIGHT:** 194 LBS.**SHOOTS:** RIGHT**POSITION:** RIGHT WING

BECAME A LEAF: Signed as an unrestricted free agent by Toronto on May 27, 2004.

2008-09 SEASON: Played 11 games for Toronto collecting 34 penalty minutes. Played 57 games for the Toronto Marlies (AHL) collecting 17 points (10 goals, 7 assists) with 83 penalty minutes. Captain of Toronto Marlies for 2nd consecutive season. Recalled from Toronto Marlies Mar. 5. Assigned to Toronto Marlies Mar. 28. Played 6 playoff games for Toronto Marlies registering 2 penalty minutes.

CAREER: 2007-08: Played 3 games for Toronto collecting 5 penalty minutes. Played 59 games for the Toronto Marlies (AHL) collecting 26 points (14 goals, 12 assists) with 63 penalty minutes. Ranked 2nd on the Marlies in plus/minus (+21). Named the Toronto Marlies team captain. Recalled from the Toronto Marlies Jan. 30. Played 1st game of season for Maple Leafs Jan. 31 at Carolina. Assigned to the Toronto Marlies Feb. 8. Named the Toronto Marlies Most Valuable Player for the 2007-08 season. Played 19 playoff games for the Toronto Marlies collecting 6 points (1 goal, 5 assists) with 14 penalty minutes. **2006-07:** Played 16 games for Toronto collecting 2 assists with 20 penalty minutes. Played in 1st game of season and collected 1st career NHL point (assist) Oct. 20 vs. Columbus. Assigned to the Toronto Marlies (AHL) Nov. 5. Recalled from the Toronto Marlies (AHL) Dec. 21. Collected an assist Jan. 1 vs. Boston. Assigned to Toronto Marlies (AHL) Jan. 16. Recalled from Toronto Marlies (AHL) Feb. 13. Assigned to Toronto Marlies (AHL) Feb. 15. Played 29 games for the Toronto Marlies (AHL) collecting 11 points (8 goals, 3 assists) with 35 penalty minutes. **2005-06:** Played 22 games for Toronto collecting 18 penalty minutes. Recalled from the Toronto Marlies (AHL) Mar. 7. Made NHL debut Mar. 7 vs. Montreal. Re-assigned to the Toronto Marlies Mar. 7.

Recalled from the Toronto Marlies Mar. 10. Re-assigned to the Toronto Marlies Apr. 18. Played 53 games for the Toronto Marlies collecting 30 points (12 goals, 18 assists) with 104 penalty minutes. Played 5 playoff games for the Marlies collecting 3 points (1 goal, 2 assists) with 4 penalty minutes. **2004-05:** Played 78 games for St. John's Maple Leafs of the AHL collecting 18 points (7 goals, 11 assists) with 137 penalty minutes. Finished 5th on the team in penalty minutes (tie). Played 5 AHL playoff games collecting 1 assist with 7 penalty minutes. **2003-04:** Played 60 games for St. John's collecting 17 points (6 points, 11 assists) with 102 penalty minutes. Scored 1st career AHL goal in his 1st career AHL game Nov. 7 at Hamilton. **2002-03:** Played 67 games for Swift Current of the Western Hockey League collecting 69 points (33 goals, 36 assists) with 98 penalty minutes. Finished 2nd on team in points, 2nd in goals and 6th in assists. Played 4 games for Idaho of the West Coast Hockey League collecting 3 assists. Played 3 WHL playoff games for Swift Current collecting an assist with 11 penalty minutes. Played 5 ECHL playoff games for Idaho collecting an assist with 6 penalty minutes. **2001-2002:** Played 67 games for Swift Current collecting 71 points (30 goals, 41 assists) with 153 penalty minutes. Finished 3rd in goals, 4th in assists, 4th in points (tie). Played 12 WHL playoff games for Swift Current collecting 7 points (4 goals, 3 assists) with 18 penalty minutes. **2000-01:** Played 69 games for Swift Current collecting 30 points (13 goals, 17 assists) with 151 penalty minutes. **1999-00:** Played 67 games for Swift Current collecting 29 points (14 goals, 15 assists) with 138 penalty minutes. Played 12 WHL playoff games scoring a goal with 22 penalty minutes. **1998-99:** Played 46 games for Swift Current collecting 8 points (4 goals, 4 assists) with 58 penalty minutes. Played in 6 playoff games for Swift Current collecting 1 assist with 8 penalty minutes.

AMATEUR AND PRO RECORD

REGULAR SEASON

PLAYOFFS

SEASON	CLUB	LEAGUE	GP	G	A	PTS	+/-	PIM	PP	SH	GW	S	%	GP	G	A	PTS	PIM
1998-99	SWIFT CURRENT	WHL	46	4	4	8	--	58	--	--	--	--	--	6	0	1	1	8
1999-00	SWIFT CURRENT	WHL	67	14	15	29	--	138	--	--	--	--	--	12	1	0	1	22
2000-01	SWIFT CURRENT	WHL	69	13	17	30	--	151	--	--	--	--	--	--	--	--	--	--
2001-02	SWIFT CURRENT	WHL	67	30	41	71	--	153	--	--	--	--	--	12	4	3	7	18
2002-03	SWIFT CURRENT	WHL	67	33	36	69	--	98	--	--	--	--	--	3	0	1	1	11
	IDAHO	WCHL	4	0	3	3	--	0	--	--	--	--	--	5	0	1	1	6
2003-04	ST. JOHN'S	AHL	60	6	11	17	--	102	--	--	--	--	--	--	--	--	--	--
2004-05	ST. JOHN'S	AHL	78	7	11	18	--	137	--	--	--	--	--	5	0	1	1	7
2005-06	TORONTO	NHL	22	0	0	0	-10	18	0	0	0	17	0.0	--	--	--	--	--
	TORONTO	AHL	53	12	18	29	--	104	--	--	--	--	--	5	1	2	3	4
2006-07	TORONTO	NHL	16	0	2	2	-5	20	0	0	0	7	0.0	--	--	--	--	--
	TORONTO	AHL	29	8	3	11	--	35	--	--	--	--	--	--	--	--	--	--
2007-08	TORONTO	NHL	3	0	0	0	-1	5	0	0	0	4	0.0	--	--	--	--	--
	TORONTO	AHL	59	14	12	26	--	63	--	--	--	--	--	19	1	5	6	14
2008-09	TORONTO	NHL	11	0	0	0	-4	34	0	0	0	2	0.0	--	--	--	--	--
	TORONTO	AHL	57	10	7	17	--	87	--	--	--	--	--	6	0	0	0	2
	NHL TOTALS		52	0	2	2	-20	73	0	0	0	30	0.0	--	--	--	--	--

#40 PHIL ORESKOVIC

87

THE PLAYERS



BORN: BRAMPTON, ONTARIO
DATE: JANUARY 26, 1987
HEIGHT: 6' 3"
WEIGHT: 217 LBS.
SHOOTS: RIGHT
POSITION: DEFENCE

BECAME A LEAF: Toronto's second choice, 82nd overall, in the 2005 Entry Draft.

2008-09 SEASON: Played 10 games for Toronto collecting 2 points (1 goal, 1 assist) with 21 penalty minutes. Played 65 games for the Toronto Marlies (AHL) collecting 11 points (1 goal, 10 assists) with 103 penalty minutes. Ranked 1st on Marlies in plus-minus with a (+17) rating. Recalled from the Toronto Marlies Mar. 8. Played 1st career NHL game Mar. 9 at Ottawa. Scored 1st NHL goal and point Mar. 24 vs. Washington (Theodore). Assigned to Toronto Marlies Mar. 28. Played 6 playoff games for Toronto Marlies registering 12 penalty minutes.

CAREER: 2007-08: Played 54 games for the Toronto Marlies (AHL) collecting 10 points (1 goal, 9 assists) with 68 penalty minutes. Played 13 games for Columbia (ECHL) collecting 4 assists with 19 penalty minutes. Played 7 playoff games for Toronto Marlies collecting 1 assist with 11 penalty minutes. **2006-07:** Played 3 games for Toronto Marlies (AHL) collecting 1 assist with 2 penalty minutes. Played 1st profes-

sional game April 10 vs. Rochester. Began season with Brampton (OHL) playing 36 games collecting 14 points (2 goals, 12 assists) with 113 penalty minutes. Traded to Owen Sound (OHL) mid-season. Played 26 games for Owen Sound collecting 8 points (1 goal, 7 assists) 66 penalty minutes. Played 4 playoff games for Owen Sound registering 2 penalty minutes. **2005-06:** Played 65 games for Brampton collecting 12 points (3 goals, 9 assists) with 202 penalty minutes. Ranked 1st on team in penalty minutes. Voted best body checker and best defensive defenceman in OHL Eastern Conference by OHL coaches. Played 11 playoff games registering 34 penalty minutes. **2004-05:** Played 61 games for Brampton collecting 7 points (1 goal, 6 assists) with 147 penalty minutes. Ranked 1st on team in penalty minutes and 2nd (tie) in plus/minus (+12). Played 6 playoff games registering 4 penalty minutes. **2003-04:** Played 66 games for Brampton collecting 7 assists with 64 penalty minutes. Played 12 playoff games for Brampton collecting 2 assists with 16 penalty minutes.

AMATEUR AND PRO RECORD

REGULAR SEASON

PLAYOFFS

SEASON	CLUB	LEAGUE	GP	G	A	PTS	+/-	PIM	PP	SH	GW	S	%	GP	G	A	PTS	PIM
2003-04	BRAMPTON	OHL	66	0	7	7	--	64	--	--	--	--	--	12	0	2	2	16
2004-05	BRAMPTON	OHL	61	1	6	7	--	147	--	--	--	--	--	6	0	0	0	4
2005-06	BRAMPTON	OHL	65	3	9	12	--	202	--	--	--	--	--	11	0	0	0	34
2006-07	BRAMPTON	OHL	36	2	12	14	--	113	--	--	--	--	--	--	--	--	--	--
	OWEN SOUND	OHL	26	1	7	8	--	66	--	--	--	--	--	4	0	0	0	2
2007-08	TORONTO	AHL	3	0	1	1	--	2	--	--	--	--	--	--	--	--	--	--
	TORONTO	AHL	54	1	9	10	--	68	--	--	--	--	--	7	0	1	1	11
2008-09	COLUMBIA	ECHL	13	0	4	4	--	19	--	--	--	--	--	--	--	--	--	--
	TORONTO	NHL	10	1	1	2	-2	21	0	0	0	12	8.3	--	--	--	--	--
	TORONTO	AHL	65	1	10	11	--	103	--	--	--	--	--	6	0	0	0	12
NHL TOTALS			10	1	1	2	-2	21	0	0	0	12	8.3	--	--	--	--	--

#38 JAY ROSEHILL

**BORN:** OLDS, ALBERTA**DATE:** JULY 16, 1985**HEIGHT:** 6' 3"**WEIGHT:** 215 LBS.**SHOOTS:** LEFT**POSITION:** LEFT WING

BECAME A LEAF: Signed as an unrestricted free agent by Toronto July 6, 2009. Originally Tampa Bay's sixth choice, 227th overall, in the 2003 Entry Draft.

2008-09 SEASON: Began season with Norfolk (AHL). Played 57 games for Norfolk collecting 12 points (5 goals, 7 assists) with 221 penalty minutes. Traded to Toronto Marlies from Norfolk Mar. 10, 2009. Played 13 games for Toronto Marlies collecting 3 points (2 goals, 1 assist) with 54 penalty minutes. Ranked 1st on Toronto Marlies and 2nd in the AHL with 275 penalty minutes. Scored 1st Toronto Marlies goal Mar. 13 at Rochester. Played 6 playoff games for Toronto Marlies collecting 4 penalty minutes.


CAREER: 2007-08: Played 66 games for Norfolk collecting 7 points (3 goals, 4 assists) with 194 penalty minutes. Ranked 1st on Norfolk in penalty minutes. Played 2 games for Mississippi (ECHL) collecting 6 penalty minutes.

2006-07: Played 64 games for Springfield (AHL) collecting 6 assists and 85 penalty minutes. Ranked 5th on team in penalty minutes. Played 1 game for Johnstown (ECHL) registering 2 penalty minutes. **2005-06:** Played 45 games for Springfield collecting 2 points (1 goal, 1 assist) with 68 penalty minutes. Collected 1st AHL point (assist) January 7 vs. Syracuse. Scored 1st AHL goal Jan. 28 vs. Providence (Andrew Raycroft). Played 5 games for Johnstown registering 13 penalty minutes. Played 5 playoff games for Johnstown registering 4 penalty minutes. **2004-05:** Played 34 games for University of Minnesota-Duluth collecting 5 assists with a team-high 103 penalty minutes. **2003-04:** Played 42 games for Olds (AJHL) collecting 16 points (4 goals, 12 assists) with 172 penalty minutes. Ranked 3rd on team in penalty minutes. **2002-03:** Played 49 games for Olds (AJHL) collecting 5 points (4 goals, 1 assist) with 204 penalty minutes. Ranked 3rd on team in penalty minutes.

AMATEUR AND PRO RECORD**REGULAR SEASON****PLAYOFFS**

SEASON	CLUB	LEAGUE	GP	G	A	PTS	+/-	PIM	PP	SH	GW	S	5%	GP	G	A	PTS	PIM
2002-03	OLDS	AJHL	49	4	1	5	--	204	--	--	--	--	--	--	--	--	--	--
2003-04	OLDS	AJHL	42	4	12	16	--	172	--	--	--	--	--	--	--	--	--	--
2004-05	U. MINN-DULUTH	WCHA	34	0	5	5	--	103	--	--	--	--	--	--	--	--	--	--
2005-06	SPRINGFIELD	AHL	45	1	1	2	--	68	--	--	--	--	--	--	--	--	--	--
	JOHNSTOWN	ECHL	5	0	0	0	--	13	--	--	--	--	--	5	0	0	0	4
2006-07	SPRINGFIELD	AHL	64	0	6	6	--	85	--	--	--	--	--	--	--	--	--	--
	JOHNSTOWN	ECHL	1	0	0	0	--	2	--	--	--	--	--	--	--	--	--	--
2007-08	NORFOLK	AHL	66	3	4	7	--	194	--	--	--	--	--	--	--	--	--	--
	MISSISSIPPI	ECHL	2	0	0	0	--	6	--	--	--	--	--	--	--	--	--	--
2008-09	NORFOLK	AHL	57	5	7	12	--	221	--	--	--	--	--	--	--	--	--	--
	TORONTO	AHL	13	2	1	3	--	54	--	--	--	--	--	6	0	0	0	4

#11 JIRI TLUSTY



BORN: SLANY, CZECH REPUBLIC
DATE: MARCH 16, 1988
HEIGHT: 6' 0"
WEIGHT: 209 LBS.
SHOOTS: LEFT
POSITION: LEFT WING

BECAME A LEAF: Toronto's first choice, 13th overall, in 2006 Entry Draft.

2008-09 SEASON: Played 14 games for Toronto collecting 4 assists. Played 66 games for the Toronto Marlies (AHL) collecting 66 points (25 goals, 41 assists) with 26 penalty minutes. Played 7 games with the Maple Leafs to start the season (Oct. 9 - 23) and was assigned to Toronto Marlies Oct. 25. Recalled from Toronto Marlies Nov. 7. Played 2 games with the Maple Leafs (Nov. 8, 11), was a healthy scratch Nov. 13 at Edmonton and was assigned to Toronto Marlies Nov. 14. Recalled from Toronto Marlies Dec. 31. Played 1 game with the Maple Leafs and was assigned to Toronto Marlies Jan. 2. Recalled from Toronto Marlies Jan. 13. Registered a career-high 3 assists and a (+3) rating Jan. 15 at Carolina. Assigned to Toronto Marlies Jan. 21. Named CCM/AHL Player of the Month for February, registering 23 points (12 goals, 11 assists) and a (+11) rating. Set Toronto Marlies franchise record with 5 goals in a single game Feb. 18 vs. Syracuse. Set Toronto Marlies franchise record with 6 points (2 goals, 4 assists) in a single game Mar. 4 vs. Providence. Played 6 playoff games for the Toronto Marlies collecting 3 points (1 goal, 2 assists) with 2 penalty minutes.

CAREER: 2007-08: Played 58 games for Toronto collecting 16 points (10 goals, 6 assists) with 14 penalty minutes. Played 14 games for the Toronto Marlies (AHL) collecting 18 points (7 goals, 11 assists) with 8 penalty minutes. Recalled from the Toronto Marlies Oct. 24. Played 1st NHL game, scored 2 goals, including game-winning goal Oct. 25 at Pittsburgh. Became 1st Maple Leafs player to score 2 goals in 1st NHL game since Nikolai Borchevsky (Oct. 6, 1992 vs. Washington at Maple Leaf Gardens). Collected 1st NHL assist Nov. 2 at New Jersey. Missed 5 games due to shoulder injury Nov. 24 - Dec. 4. Assigned to the Toronto Marlies Dec. 5. Recalled from the Toronto Marlies Dec. 17. Played 1st game with sweater #11

(originally wore sweater #41) Dec. 22 at Florida. Scored goals in back-to-back games Jan. 31 at Carolina & Feb. 2 vs. Ottawa. Collected a career-high (tie) 3 points (2 goals, 1 assist), including game-winning goal, Mar. 29 vs. Montreal. Assigned to the Toronto Marlies Apr. 6. Did not score in 1 shootout attempt with Maple Leafs. Named AHL Player of the Week for the period ending Apr. 13. In 4 games collected 10 points (4 goals, 6 assists) along with a (+10) rating during the week. Played 19 playoff games for the Toronto Marlies collecting 10 points (2 goals, 8 assists) with 8 penalty minutes. Ranked 4th in Marlies playoff assists and 5th in points. **2006-07:** Played 6 games for the Toronto Marlies (AHL) collecting 4 points (3 goals, 1 assist) with 4 penalty minutes. Played 37 games for Sault Ste. Marie (OHL) collecting 34 points (13 goals, 21 assists) with 28 penalty minutes. Ranked 7th on Sault Ste. Marie in points. Played 13 playoff games for Sault Ste. Marie collecting 17 points (9 goals, 8 assists) with 14 penalty minutes. Ranked 1st (tie) on Sault Ste. Marie in playoff goals and 2nd in points. **2005-06:** Played 44 games for Kladno of Czech Republic Extraleague collecting 10 points (7 goals, 3 assists) with 51 penalty minutes. Played 6 games for Kladno Jr. of Czech Republic U-20 Extraleague. Played 4 games for the Czech Republic at World Junior Championships. Played 7 games for Czech Republic at World U-18 Championships collecting 7 points (4 goals, 3 assists) with 8 penalty minutes. Ranked 8th (points) in tournament points. Named to U-18 tournament All-Star Team. Won a bronze medal with Czech Republic at U-18. **2004-05:** Played 42 games for Kladno Jr. of Czech Republic U-20 Extraleague collecting 27 points (15 goals, 12 assists) with 54 penalty minutes. Played 7 games for the Czech Republic at World U-18 Championships collecting 3 goals with 2 penalty minutes. **2003-04:** Played 51 games for Kladno Jr. of Czech Republic U-20 Extraleague collecting 13 points (10 goals, 3 assists) with 12 penalty minutes.

AMATEUR AND PRO RECORD

REGULAR SEASON

PLAYOFFS

SEASON	CLUB	LEAGUE	GP	G	A	PTS	+/-	PIM	PP	SH	CW	S	%S	GP	G	A	PTS	PIM
2001-02	HC KLADNO U17	CZR-U17	1	0	0	0	--	0	--	--	--	--	--	--	--	--	--	--
2002-03	HC KLADNO U17	CZR-U17	48	28	17	45	--	22	--	--	--	--	--	10	5	4	9	12
2003-04	HC KLADNO U17	CZR-U17	1	0	0	0	--	2	--	--	--	--	--	1	0	0	0	2
	HC KLADNO JR.	CZREP-JR.	51	10	3	13	--	12	--	--	--	--	--	1	0	0	0	2
2004-05	HC KLADNO JR.	CZREP-JR.	42	15	12	27	--	54	--	--	--	--	--	10	2	2	4	8
2005-06	HC KLADNO JR.	CZREP-JR.	6	4	2	6	--	2	--	--	--	--	--	6	7	6	13	6
	HC RABAT KLADNO	CZREP	44	7	3	10	--	51	--	--	--	--	--	--	--	--	--	--
	CZECH REPUBLIC	WJC	4	0	0	0	-2	0	--	--	--	--	--	--	--	--	--	--
	CZECH REPUBLIC	WJC-18	7	4	3	7	2	8	--	--	--	--	--	--	--	--	--	--
2006-07	SAULT STE. MARIE	OHL	37	13	21	34	--	28	--	--	--	--	--	13	9	8	17	14
	TORONTO	AHL	6	3	1	4	--	4	--	--	--	--	--	--	--	--	--	--
2007-08	TORONTO	NHL	58	10	6	16	-12	14	2	0	2	69	14.5	--	--	--	--	--
	TORONTO	AHL	14	7	11	18	--	8	--	--	--	--	--	19	2	8	10	8
2008-09	TORONTO	NHL	14	0	4	4	0	0	0	0	0	22	0.0	--	--	--	--	--
	TORONTO	AHL	66	25	41	66	--	26	--	--	--	--	--	6	1	2	3	2
	NHL TOTALS		72	10	10	20	-12	14	2	0	2	91	11.0	--	--	--	--	--

#51 RICKARD WALLIN



BORN: STOCKHOLM, SWEDEN
DATE: APRIL 9, 1980
HEIGHT: 6' 2"
WEIGHT: 195 LBS.
SHOOTS: LEFT
POSITION: CENTRE

BECAME A LEAF: Signed as an unrestricted free agent by Toronto July 10, 2009. Originally Phoenix's eighth choice, 160th overall, in the 1998 Entry Draft.

2008-09 SEASON: Played 55 games for Farjestads of the Swedish Elite League collecting 45 points (18 goals, 27 assists) with 56 penalty minutes. Ranked 1st (tie) on team in goals and points. Played 13 playoff games for Farjestads collecting 5 points (1 goal, 4 assists) with 8 penalty minutes. Won Swedish Elite League championship with Farjestads. Teammate of Leafs goaltender Jonas Gustavsson while playing with Farjestads. Played 9 games for Sweden at World Championships scoring 1 goal and 8 penalty minutes. Won a bronze medal at World Championships with Sweden.

CAREER: 2007-08: Played 55 games for Farjestads (SEL) collecting 40 points (17 goals, 23 assists) with 54 penalty minutes. Ranked 1st on team in points. Played 12 playoff games for Farjestads collecting 6 points (1 goal, 5 assists) with 18 penalty minutes. Played 9 games for Sweden at World Championships collecting 5 points (2 goals, 3 assists) with 4 penalty minutes. **2006-07:** Played 44 games for Lugano of the Swiss Elite League collecting 49 points (14 goals, 35 assists) with 87 penalty minutes. Ranked 1st on team in assists and points. Played 6 playoff games for Lugano collecting 6 points (3 goals, 3 assists) with 16 penalty minutes. Played 9 games for Sweden at World Championships collecting 2 goals and 6 penalty minutes. **2005-06:** Played 50 games for Farjestads collecting 30 points (11 goals, 19 assists) with 82 penalty minutes. Ranked 2nd on team in assists. Played 18 playoff games for Farjestads collecting

9 points (6 goals, 3 assists) with 28 penalty minutes. Won Swedish Elite League championship with Farjestads. **2004-05:** Played 79 games for Houston (AHL) collecting 43 points (12 goals, 31 assists) with 61 penalty minutes. Ranked 2nd on team in assists and 4th in points. Played 5 playoff games for Houston scoring 1 goal and 29 penalty minutes. **2003-04:** Played 15 games for Minnesota collecting 9 points (5 goals, 4 assists) with 14 penalty minutes. Collected a goal and 1st NHL assist Mar. 16 vs. Ottawa. Played 47 games for Houston (AHL) collecting 32 points (14 goals, 18 assists) 36 penalty minutes. Played 2 playoff games for Houston and registered 2 penalty minutes. **2002-03:** Played 4 games for Minnesota scoring 1 goal. Scored 1st NHL goal (GWG) on 1st shot in 1st NHL game Dec. 12 at Detroit (Joseph). Suffered fractured left hand Dec. 17 vs. Edmonton. Played 52 games for Houston collecting 35 points (13 goals, 22 assists) with 70 penalty minutes. Played 23 playoff games for Houston collecting 15 points (4 goals, 11 assists) with 22 penalty minutes. Ranked 1st (tie) on Houston in assists, Won AHL's Calder Cup with Houston. **2001-02:** Played 50 games for Farjestads collecting 43 points (12 goals, 31 assists) with 56 penalty minutes. Played 10 playoff games for Farjestads collecting 13 points (4 goals, 9 assists) with 8 penalty minutes. Won Swedish Elite League championships with Farjestads. **2000-01:** Played 47 games for Farjestads collecting 31 points (9 goals, 22 assists) with 24 penalty minutes. Played 16 playoff games for Farjestads collecting 14 points (11 goals, 3 assists) with 4 penalty minutes Acquired by Minnesota in exchange for Joe Juneau June 23, 2000. **1999-00:** Played 7 games for Sweden at World Junior Championships collecting 4 points (2 goals, 2 assists),

AMATEUR AND PRO RECORD

REGULAR SEASON

PLAYOFFS

SEASON	CLUB	LEAGUE	GP	G	A	PTS	+/-	PIM	PP	SH	GW	S	5%	GP	G	A	PTS	PIM		
1996-97	FARJESTADS BK	SWE-JR.	26	3	3	6	--	--	--	--	--	--	--	--	--	--	--	--	--	
1997-98	FARJESTADS BK	SWE-JR.	29	20	30	50	--	32	--	--	--	--	--	2	1	1	2	2	2	
1998-99	FARJESTADS BK	SEL	5	0	0	0	--	0	--	--	--	--	--	--	--	--	--	--	--	--
	FARJESTADS BK	SWE-JR.	21	11	15	26	--	30	--	--	--	--	--	--	--	--	--	--	--	--
1999-00	TROJA	SEL	46	15	22	37	--	54	--	--	--	--	--	--	--	--	--	--	--	--
	SWEDEN	WJC	7	2	2	4	--	0	--	--	--	--	--	--	--	--	--	--	--	--
2000-01	FARJESTADS BK	SEL	47	9	22	31	--	24	--	--	--	--	--	16	11	3	14	4	4	
2001-02	FARJESTADS BK	SEL	50	12	31	43	--	56	--	--	--	--	--	10	4	9	13	8	--	
2002-03	MINNESOTA	NHL	4	1	0	1	1	0	0	0	1	1	100	--	--	--	--	--	--	--
	HOUSTON	AHL	52	13	22	35	--	70	--	--	--	--	--	23	4	11	15	22	--	
2003-04	MINNESOTA	NHL	15	5	4	9	1	14	3	0	1	16	31.3	--	--	--	--	--	--	--
	HOUSTON	AHL	47	14	18	32	--	36	--	--	--	--	--	2	0	0	0	2	--	
2004-05	HOUSTON	AHL	79	12	31	43	--	61	--	--	--	--	--	5	1	0	1	29	--	
2005-06	FARJESTADS BK	SEL	50	11	19	30	--	82	--	--	--	--	--	18	6	3	9	28	--	
2006-07	LUGANO	NLA (SWI)	44	14	35	49	--	87	--	--	--	--	--	6	3	3	6	16	--	
	SWEDEN	WC	9	2	0	2	--	6	--	--	--	--	--	--	--	--	--	--	--	--
2007-08	FARJESTADS BK	SEL	55	17	23	40	--	54	--	--	--	--	--	12	1	5	6	18	--	
	SWEDEN	WC	9	2	3	5	--	4	--	--	--	--	--	--	--	--	--	--	--	--
2008-09	FARJESTADS BK	SEL	55	18	27	45	--	56	--	--	--	--	--	13	1	4	5	8	--	
	SWEDEN	WC	9	1	0	1	--	8	--	--	--	--	--	--	--	--	--	--	--	--
NHL TOTALS			19	6	4	10	2	14	3	0	2	17	35.3	--	--	--	--	--	--	--



ENJOY EVERY
SATURDAY & SUNDAY
HOME GAME WITH A
MARLIES

FAMILY 4 PACK

AS LOW AS

\$92^{ST*}
PER PACK

4 TICKETS

4 HOTDOGS

4 POPS

2 MARLIES
LUNCH BOXES



MARLIES
RULE!

PUNCH 416-597-PUCK OR VISIT

TORONTOMARLIES.COM TO PURCHASE!



THIS SEASON PROUDLY
SPONSORED BY:



*Based on one fanzone ticket purchased online in advance. all prices increase \$4 day of game. "Toronto Marlies", "Marlies" and associated word marks and logos are trademarks of Maple Leaf Sports & Entertainment.

LEAFS 2009-10 PLAYER PERSONNEL

FORWARDS

Player	Hgt.	Wgt.	Shoots	Birthplace	Born	2008-09 Club (League)	Regular Season				Playoffs					
							GP	G	A	Pts	Pim	GP	G	A	Pts	Pim
Berry, Alex	6'2	212	R	Danvers, MA	03/06/86	UMass (HE)	37	11	19	30	83	--	--	--	--	
						Toronto (AHL)	8	0	0	0	15	--	--	--	--	
Blake, Jason	5'10	186	L	Moorhead, MN	09/02/73	Toronto (NHL)	78	25	38	63	40	--	--	--	--	
						USA (WC)	9	1	3	4	4	--	--	--	--	
Boyce, Darryl	6'0	200	L	Summerside, PEI	07/07/84	Toronto (AHL)	73	12	18	30	131	6	2	0	2	27
Bozak, Tyler	6'1	195	R	Regina, SK	03/19/86	U. of Denver (WCHA)	19	8	15	23	10*	--	--	--	--	--
Brent, Tim	6'0	197	R	Cambridge, ON	03/10/84	Chicago (NHL)	2	0	0	0	2	--	--	--	--	--
Champagne, Joel	6'4	220	L	Chateaugay, QC	01/24/90	Rockford (AHL)	64	20	42	62	59	4	0	1	1	2
						Chicoutimi (QMjHL)	28	10	11	21	34	--	--	--	--	--
D'Amigo, Jerry	5'11	196	L	Binghamton, NY	02/19/91	P.E.I. (QMjHL)	24	14	26	40	18	3	0	1	1	4
Devane, Jamie	6'4	210	L	Mississauga, ON	02/20/91	USA U-18 (USDP)	53	23	33	56	61	--	--	--	--	--
Deveaux, Andre	6'4	232	R	Freepport, BHS	02/23/84	Plymouth (OHL)	64	5	12	17	92	11	0	0	0	17
						Toronto (NHL)	21	0	1	1	75	--	--	--	--	--
DiDomenico, Christopher	6'0	165	R	Toronto, ON	02/20/89	Toronto (AHL)	38	14	11	25	114	6	0	3	3	14
						Saint John (QMjHL)	26	11	23	34	34	--	--	--	--	--
Flaake, Jerome	6'2	187	L	Gueben, DEU	03/02/90	Drummond (QMjHL)	25	8	17	25	28	15	4	31	35	24
						Canada (WJC)	6	2	5	7	4	--	--	--	--	--
Foster, Alex	6'1	200	L	Canton, MI	08/26/84	Cologne (DEL)	43	5	11	16	22	--	--	--	--	--
						Germany (WJC)	6	3	2	5	12	--	--	--	--	--
Fratkin, Matt	5'11	187	R	Edmonton, AB	01/03/88	Toronto (AHL)	80	12	23	35	88	6	2	3	5	8
Ciliati, Stefano	5'11	200	L	Montreal, QC	10/07/87	U of N. Dak. (WCHA)	42	13	12	25	48	--	--	--	--	--
Grabovski, Mikhail	5'11	183	L	Potsdam, DEU	01/31/84	Toronto (AHL)	53	6	9	15	16	--	--	--	--	--
						Toronto (NHL)	78	20	28	48	92	--	--	--	--	--
Greenop, Richard	6'4	235	R	Oshawa, ON	02/24/89	Belarus (WC)	7	3	6	9	2	--	--	--	--	--
						Windsor (OHL)	60	4	4	8	156	15	0	0	0	28
Hagman, Niklas	6'0	209	L	Espoo, FIN	12/05/79	Memorial Cup	6	0	0	0	0	--	--	--	--	--
						Toronto (NHL)	65	22	20	42	4	--	--	--	--	--
Hamilton, Ryan	6'2	219	L	Oshawa, ON	04/15/85	Finland (WC)	7	1	5	6	0	--	--	--	--	--
						Houston (AHL)	29	8	4	12	24	--	--	--	--	--
Hanson, Christian	6'4	228	R	Venetia, PA	03/10/86	Toronto (AHL)	36	7	6	13	33	6	1	2	3	4
						Toronto (NHL)	5	1	1	2	2	--	--	--	--	--
Hayes, Jimmy	6'5	210	R	Boston, MA	11/21/89	Notre Dame (CCHA)	37	16	15	31	28	--	--	--	--	--
						Boston College (HE)	36	8	5	13	22	--	--	--	--	--
Kadri, Nazem	6'0	177	L	London, ON	10/06/90	USA (WJC)	6	2	0	2	2	--	--	--	--	--
						London (OHL)	56	25	53	78	31	14	9	12	21	22
Komarov, Leo	5'10	187	L	Narva, EST	01/23/87	Pelicans (FIN)	56	8	16	24	144	10	0	1	1	16
						Finland (WC)	5	0	1	1	4	--	--	--	--	--
Kulemin, Nikolai	6'1	225	L	Magnitogorsk, RUS	07/14/86	Toronto (NHL)	73	15	16	31	18	--	--	--	--	--
						Toronto (AHL)	5	0	0	0	0	--	--	--	--	--
Mayers, Jamal	6'1	217	R	Toronto, ON	10/24/74	Toronto (NHL)	71	7	9	16	82	--	--	--	--	--
						Windsor (OHL)	66	33	35	68	87	20	14	15	29	24
Mitchell, Dale	5'9	200	R	Etoibicoke, ON	04/09/89	Memorial Cup	6	5	1	6	2	--	--	--	--	--
						Toronto (NHL)	76	12	17	29	33	--	--	--	--	--
Mitchell, John	6'1	204	L	Oakville, ON	01/22/85	Toronto (NHL)	11	0	0	0	34	--	--	--	--	--
						Toronto (AHL)	57	10	7	17	83	6	0	0	0	2
Ondrus, Ben	6'0	194	R	Sherwood Park, AB	06/25/82	NY Rangers (NHL)	82	1	4	5	193	5	0	0	0	16
						Toronto (NHL)	82	23	38	61	38	--	--	--	--	--
Orr, Colton	6'3	222	R	Winnipeg, MB	03/03/82	Calgary (NHL)	24	0	4	4	14	--	--	--	--	--
Ponikarovsky, Alexei	6'4	229	L	Kiev, UKR	04/09/80	Toronto (AHL)	71	4	7	11	63	4	1	0	1	0
Primeau, Wayne	6'4	225	L	Scarborough, ON	06/04/76	Norfolk (AHL)	57	5	7	12	221	--	--	--	--	--
Rogers, Kyle	6'3	215	R	Philadelphia, PA	12/20/84	Toronto (AHL)	13	2	1	3	54	6	0	0	0	4
Rosehill, Jay	6'3	215	L	Olds, AB	07/16/85	Toronto (AHL)	13	2	1	3	54	6	0	0	0	4
Rueggesser, Tyler	6'0	185	R	Denver, CO	01/19/88	U of Denver (WCHA)	35	15	11	26	40	--	--	--	--	--
Ryan, Kenny	6'0	204	R	Franklin Village, MI	07/10/91	USA U-18 (USDP)	62	27	22	49	50	--	--	--	--	--
Scott, Greg	6'0	188	R	Victoria, BC	06/03/88	Seattle (WHL)	65	32	44	76	39	5	0	6	6	2
Slaney, Robert	6'2	203	L	Upper Ise Cove, NF	10/13/88	Cape Breton (QMjHL)	63	36	45	81	78	7	5	4	9	18
Stalberg, Viktor	6'3	210	L	Gothenburg, SWE	01/17/86	U of Vermont (WCHA)	39	24	22	46	32	--	--	--	--	--
						Toronto (AHL)	--	--	--	--	--	2	0	1	1	0
Stajan, Matt	6'1	200	L	Mississauga, ON	12/19/83	Toronto (NHL)	76	15	40	55	54	--	--	--	--	--
						Quebec (QMjHL)	56	49	27	76	17	17	11	5	16	6
Stefanovich, Mikhail	6'2	202	R	Minsk, BLR	11/27/89	Belarus (WJC-1)	7	4	2	6	4	--	--	--	--	--
						Belarus (WC)	4	0	0	0	0	--	--	--	--	--
Stempniak, Lee	6'0	195	R	West Seneca, NY	02/04/83	St. Louis (NHL)	14	3	10	13	2	--	--	--	--	--
						Toronto (NHL)	61	11	20	31	31	--	--	--	--	--
Tlusty, Jiri	6'0	209	L	Slany, CZE	03/16/88	USA (WC)	9	2	0	2	6	--	--	--	--	--
						Toronto (NHL)	14	0	4	4	0	--	--	--	--	--
Wallin, Rickard	6'2	195	L	Stockholm, SWE	04/09/80	Toronto (AHL)	66	25	41	66	26	6	1	2	3	2
						Farjestads BK (SEL)	55	18	27	45	56	13	1	4	5	8
Winnett, Ben	6'1	185	R	New Westminister, BC	04/03/89	Sweden (WC)	9	1	0	1	8	--	--	--	--	--
						U of Michigan (CCHA)	32	4	7	11	16	--	--	--	--	--

LEAFS 2009-10 PLAYER PERSONNEL

DEFENCE

Player	Hgt.	Wgt.	Shoots	Birthplace	Born	2008-09 Club (League)	Regular Season				Playoffs					
							GP	G	A	Pts	Pim	GP	G	A	Pts	Pim
Beauchemin, Francois	6'0	213	L	Sorel, QC	06/04/80	Anaheim (NHL)	20	4	1	5	12	13	1	0	1	15
Blackler, Jesse	6'1	190	R	Toronto, ON	04/19/91	Windsor (OHL)	67	4	17	21	54	20	0	4	4	18
						Memorial Cup	5	0	0	0	7	--	--	--	--	--
Exelby, Garnet	6'1	215	L	Ste. Anne, MB	09/16/81	Atlanta (NHL)	59	0	7	7	120	--	--	--	--	--
Finger, Jeff	6'1	209	R	Houghton, MI	12/18/79	Toronto (NHL)	66	6	17	23	43	--	--	--	--	--
Frogren, Jonas	6'2	218	L	Falun, SWE	08/28/80	Toronto (NHL)	41	1	6	7	28	--	--	--	--	--
						Toronto (AHL)	--	--	--	--	--	3	0	0	0	0
Gunnarsson, Carl	6'2	189	L	Orebro, SWE	11/09/86	Linkopings (SEL)	53	6	10	16	26	7	0	1	1	2
						Sweden (WC)	6	2	0	2	4	--	--	--	--	--
Holzer, Korbinian	6'3	205	R	Munich, DEU	02/16/88	Dusseldorfer (DEL)	38	4	5	9	89	16	0	1	1	18
Kaberle, Tomas	6'1	214	L	Rakovnik, CZE	03/02/78	Toronto (NHL)	57	4	27	31	8	--	--	--	--	--
Knodel, Eric	6'6	216	L	West Chester, PA	06/08/90	Philad. Jr. (USMAA)	51	13	32	45	30	--	--	--	--	--
Komisarek, Mike	6'4	243	R	West Islip, NY	01/19/82	Montreal (NHL)	66	2	9	11	121	4	0	0	0	20
MacWilliam, Andrew	6'2	214	L	Calgary, AB	03/25/90	Camrose (AJHL)	57	8	21	29	220	11	0	4	4	39
Mikus, Juraj	6'4	185	L	Trencin, SVK	11/30/88	Dukla Trencin (SVK)	51	2	1	3	18	--	--	--	--	--
Oreskovic, Phil	6'3	217	R	Brampton, ON	01/26/87	Toronto (NHL)	10	1	1	2	21	--	--	--	--	--
						Toronto (AHL)	65	1	10	11	103	6	0	0	0	12
Schenn, Luke	6'2	215	R	Saskatoon, SK	11/02/89	Toronto (NHL)	70	2	12	14	71	--	--	--	--	--
						Canada (WC)	9	0	1	1	0	--	--	--	--	--
Smith, Barron	6'5	205	R	Hinsdale, IL	04/02/91	London (OHL)	14	0	0	0	21	--	--	--	--	--
						Peterborough (OHL)	20	0	2	2	36	--	--	--	--	--
Van Ryn, Mike	6'1	213	R	London, ON	05/14/79	Toronto (NHL)	27	3	8	11	14	--	--	--	--	--
Vorobiev, Dimitri	6'2	212	L	Togliatti, RUS	10/18/85	Togliatti (RUS)	39	4	14	28	18	--	--	--	--	--
						Ufa (RUS)	5	0	0	0	0	--	--	--	--	--
White, Ian	5'10	191	R	Steinbach, MB	06/04/84	Toronto (NHL)	71	10	16	26	57	--	--	--	--	--
						Canada (WC)	5	1	2	3	0	--	--	--	--	--

GOALTENDERS

Player	Hgt.	Wgt.	Catches	Birthplace	Born	2008-09 Club (League)	Regular Season				Playoffs			
							GP	W-L-T	GAA	SO	GP	W-L	GAA	SO
Gustavsson, Jonas	6'3	192	L	Danderyd, SWE	10/24/84	Farjestads BK (SEL)	42	---	1.96	4	13	--	1.03	5
						Sweden (WC)	5	3-2-0	2.83	0	--	--	--	--
MacDonald, Joey	6'0	197	L	Pictou, NS	02/07/80	NY Islanders (NHL)	49	14-26-6	3.37	1	--	--	--	--
Reimer, James	6'2	208	L	Winnipeg, MB	03/15/88	Toronto (AHL)	3	1-2-0	3.28	0	--	--	--	--
						Reading (ECHL)	22	10-7-3	3.30	0	--	--	--	--
						S. Carolina (ECHL)	6	6-0-0	1.32	2	8	4-3	2.17	1
Rollheiser, Grant	6'4	195	L	Chilliwack, BC	07/24/89	Boston U. (ECAC)	12	6-4-1	2.13	1	--	--	--	--
Toskala, Vesa	5'10	198	L	Tampere, FIN	05/20/77	Toronto (NHL)	53	22-17-11	3.26	1	--	--	--	--

LEAFS ALL-TIME DRAFT CHOICES

SELECTION	OVERALL	TEAM
2009 (AT MONTREAL, JUNE 26-27)		
Nazem Kadri	7	London
Kenny Ryan	50	USA U-18
Jesse Blacker	58	Windsor
Jamie Devane	68	Plymouth
Eric Knodel	128	Philadelphia Flyers Jr.
Jerry D'Amigo	158	USA U-18
Barron Smith	188	Peterborough

SELECTION	OVERALL	TEAM
2008 (AT OTTAWA, JUNE 20-21)		
Luke Schenn	5	Kelowna
Jimmy Hayes	60	Lincoln
Mikhail Stefanovich	98	Quebec
Greg Pateryn	128	Ohio
Joel Champagne	129	Chicoutimi
Jerome Flaake	130	Cologne
Grant Rollheiser	158	Trail
Andrew MacWilliam	188	Camrose

SELECTION	OVERALL	TEAM
2007 (AT COLUMBUS, JUNE 22-23)		
Dale Mitchell	74	Oshawa
Matt Frattin	99	Fort Saskatchewan
Ben Winnett	104	Salmon Arm
Juraj Mikus	134	Trencin
Christopher DiDomenico	164	Saint John
Carl Gunnarsson	189	Linkoping

SELECTION	OVERALL	TEAM
2006 (AT VANCOUVER, JUNE 24)		
Jiri Tlustý	13	Kladno
Nikolai Kulemin	44	Magnitogorsk
James Reimer	99	Red Deer
Korbinian Holzer	111	Bad Tölz
Viktor Stalberg	161	Frolunda
Tyler Rueggsegger	166	Shattuck-St. Mary's
Leo Komarov	180	Assat

SELECTION	OVERALL	TEAM
2005 (AT OTTAWA, JULY 30)		
Tuukka Rask	21	Ilves Jr.
Phil Oreskovic	82	Brampton
Alex Berry	153	Junior Bruins
Johan Dahlberg	173	Modo Jr.
Anton Stralman	216	Skovde
Chad Rau	228	Des Moines

SELECTION	OVERALL	TEAM
2004 (AT CAROLINA, JUNE 26-27)		
Justin Pogge	90	Prince George
Roman Kukumberg	113	Dukla Trencin
Dimitri Vorobiev	157	Lada Togliatti
Robert Earl	187	Wisconsin
Maxim Semenov	220	Lada Togliatti
Jan Steber	252	Halifax
Pierce Norton	285	Thayer Academy H.S.

SELECTION	OVERALL	TEAM
2003 (AT NASHVILLE, JUNE 21-22)		
John Doherty	57	Phillips Andover H.S.
Martin Sagat	91	Trencin Jr.
Konstantin Volkov	125	Dynamo Jr.
John Mitchell	158	Plymouth
Jeremy Williams	220	Swift Current
Shaun Landolt	237	Calgary

SELECTION	OVERALL	TEAM
2002 (AT TORONTO, JUNE 22-23)		
Alexander Steen	24	Frolunda
Matt Stajan	57	Belleville
Todd Ford	74	Swift Current

SELECTION	OVERALL	TEAM
2002 (AT TORONTO, JUNE 22-23) continued		
Dominic D'Amour	88	Hull
David Turon	122	Femax Havirov
Ian White	191	Swift Current
Scott May	222	Ohio State
Jarkko Immonen	254	Assat Pori
Staffan Kronwall	285	Djurgarden Jr.

SELECTION	OVERALL	TEAM
2001 (AT FLORIDA, JUNE 23-24)		
Carlo Colaiacovo	17	Erie
Karel Pilar	39	Litvinov
Brendan Bell	65	Ottawa
Jay Harrison	82	Brampton
Nicolas Corbeil	88	Sherbrooke
Kyle Wellwood	134	Belleville
Max Kondratiev	168	Togliatti Jr.
Jaroslav Sklenar	183	Brno Jr.
Ivan Kolozvary	198	Trencin Jr.
Jan Chovan	213	Belleville
Tomas Mojzis	246	Moose Jaw
Mike Knoepfli	276	Georgetown

SELECTION	OVERALL	TEAM
2000 (AT CALGARY, JUNE 24-25)		
Brad Boyes	24	Erie
Kris Vemarsky	51	Plymouth
Mikael Tellqvist	70	Djurgarden
Jean-Francois Racine	90	Drummondville
Miguel Delisle	100	Ottawa
Vadim Sozinov	179	Novokuznetsk "2"
Markus Selkola	209	TPS Jr.
Lubos Velebny	223	Zvolen Jr.
Alexander Shinkar	254	Cherepovets
Jean-Philippe Cote	265	Cape Breton

SELECTION	OVERALL	TEAM
1999 (AT BOSTON, JUNE 26)		
Luca Cereda	24	Ambri
Peter Reynolds	60	London
Mirko Murovic	108	Moncton
Jonathan Zion	110	Ottawa
Vaclav Zavoral	151	Litvinov
Jan Sochor	161	Slavia Praha
Vladimir Kulikov	211	CSKA Jr.
Pierre Hedin	239	Modo Ornskoldsvik
Peter Metcalf	267	University of Maine

SELECTION	OVERALL	TEAM
1998 (AT BUFFALO, JUNE 27)		
Nik Antropov	10	Torpedo
Petr Svoboda	35	Dukla Jihlava
Jamie Hodson	69	Brandon
Alexei Ponikarovsky	87	Dynamo "2"
Morgan Warren	126	Moncton
Allan Rourke	154	Kitchener
Jonathan Gagnon	181	Cape Breton
Dwight Wolfe	215	Halifax
Michal Travnicek	228	Litvinov Jr.
Sergei Rostov	236	CSKA "2"

SELECTION	OVERALL	TEAM
1997 (AT PITTSBURGH, JUNE 21)		
Jeff Farkas	57	Boston College
Adam Mair	84	Owen Sound
Frantisek Mrazek	111	Ceske-Budejovice
Eric Gooldy	138	Detroit
Hugo Marchand	165	Victoriaville
Shawn Thornton	190	Peterborough
Russ Bartlett	194	Phillips-Exeter
Jonathan Hedstrom	221	Skelleftea

LEAFS ALL-TIME DRAFT CHOICES

SELECTION OVERALL TEAM

1996 (AT ST. LOUIS, JUNE 22)

Marek Posmyk	36	Dukla Jihlava
Francis Larivee	50	Laval
Mike Lankshear	66	Guelph
Konstantin Kalniikov	68	Detroit
Jason Sessa	86	Lake Superior
Vladimir Antipov	103	Yaroslavl
Peter Cava	110	Sault Ste. Marie
Brandon Sugden	111	London
Dmitri Yakushin	140	Pembroke
Chris Bogas	148	Michigan State
Lucio DeMartinis	151	Shawinigan
Reggie Berg	178	U. of Minnesota
Tomas Kaberle	204	HC Kladno
Jared Hope	230	Spokane

1995 (AT EDMONTON, JULY 8)

Jeff Ware	15	Oshawa
Ryan Pepperall	54	Kitchener
Doug Bonner	139	Seattle
Yannick Tremblay	145	Beauport
Marek Melenovsky	171	Dukla Jihlava
Mark Murphy	197	Stratford Jr. B
Danny Markov	223	Spartak

1994 (AT HARTFORD, JUNE 28-29)

Eric Fitchaud	16	Chicoutimi
Sean Haggerty	48	Detroit
Fredrik Modin	64	Sundsvall
Mark Deyell	126	Saskatoon
Kam White	152	Newmarket
Tommi Rajamaki	178	Assat Jr.
Rob Butler	204	Niagara Jr. A
Sergei Berezin	256	Khimik
Doug Nolan	282	Catholic Memorial

1993 (AT QUEBEC, JUNE 26)

Kenny Jonsson	12	Rogle
Landon Wilson	19	Dubuque Jr. A
Zdenek Nedved	123	Sudbury
Paul Vincent	149	Cushing Academy
Jeff Andrews	175	North Bay
David Brumby	201	Tri-City
Kyle Ferguson	253	Michigan Tech. Univ.
Mikhail Lapin	279	Western Michigan

1992 (AT MONTREAL, JUNE 20)

Brandon Convery	8	Sudbury
Grant Marshall	23	Ottawa
Nikolai Borschevsky	77	Spartak
Mark Raiter	95	Saskatoon
Janne Gronvall	101	Lukko
Chris Deruiter	106	Kingston Jr. A
Mikael Hakansson	125	Nacka
Patrik Augusta	149	Dukla Jihlava
Ryan Vandenbussche	173	Cornwall
Wayne Clarke	197	R.P.I.
Sergei Simonov	221	Kristall Saratov
Nathan Dempsey	245	Regina

1991 (AT BUFFALO, JUNE 9)

Yanic Perreault	47	Trois-Rivieres
Terry Chitaroni	69	Sudbury
Alexei Kudashov	102	Krylja Sovetov
Jeff Perry	113	Owen Sound

SELECTION OVERALL TEAM

1991 (AT BUFFALO, JUNE 9) continued

Alexander Kuzminsky	120	Sokol Kiev
Martin Prochazka	135	Poldi Kladno
Mitri Mironov	160	Soviet Wings
Robb McIntyre	164	Dubuque Jr. A
Tomas Kucharik	167	Dukla Jihlava
Guy Lehoux	179	Drummondville
Gary Miller	201	North Bay
Jonathan Kelley	223	Arlington H.S.
Chris O'Rourke	245	Alaska-Fairbanks

1990 (AT VANCOUVER, JUNE 16)

Drake Berehowsky	10	Kingston
Felix Povtin	31	Chicoutimi
Darby Hendrickson	73	Richfield
Greg Walters	80	Ottawa
Alexander Godynyuk	115	Sokol Kiev
Eric Lacroix	136	Governor Dummer
Dan Stiver	157	Univ. of Michigan
Robert Horyna	178	Dukla Jihlava
Rob Chebator	199	Arlington
Scott Malone	220	Northfield-Mt. Hemon
Nick Vachon	241	Governor Dummer

1989 (AT MINNESOTA, JUNE 17)

Scott Thornton	3	Belleville
Rob Pearson	12	Belleville
Steve Bancroft	21	Belleville
Matt Martin	66	Avon Old Farms
Keith Carney	96	Mount St. Charles
David Burke	108	Cornell
Michael Doers	125	Northwood Prep.
Keith Merkler	129	Portledge
Derek Langille	150	North Bay
Jeffrey St. Laurent	171	Berwick
Justin Tomberlin	192	Greenway
Mike Jackson	213	Toronto
Steve Chartrand	234	Drummondville

1988 (AT MONTREAL, JUNE 11)

Scott Pearson	6	Kingston
Tie Domi	27	Peterborough
Peter Ing	48	Windsor
Ted Crowley	69	Lawrence A.C.
Leonard Esau	86	Humboldt-T11
Matt Mallgrave	132	St. Paul's
Roger Elvenas	153	Rogle
Mike Delay	174	Canterbury
David Sacco	195	Medford
Mike Gregorio	216	Cushing A.C.
Peter DeBoer	237	Windsor

1987 (AT DETROIT, JUNE 13)

Luke Richardson	7	Peterborough
Daniel Marois	28	Chicoutimi
John McIntyre	49	Guelph
Joe Sacco	71	Medford
Mike Eastwood	91	Pembroke
Damian Rhodes	112	Richfield HS
Trevor Jobe	133	Moose Jaw
Chris Jensen	154	Northwood
Brian Blad	175	Belleville
Ron Bernacci	196	Hamilton
Ken Alexander	217	Hamilton
Alex Weinrich	238	Yarmouth

LEAFS ALL-TIME DRAFT CHOICES

SELECTION	OVERALL	TEAM
1986 (AT MONTREAL, JUNE 21)		
Vincent Dampousse	6	Laval
Darryl Shannon	36	Windsor
Sean Boland	48	Toronto
Kent Hulst	69	Windsor
Scott Taylor	90	Kitchener
Stephane Giguere	111	St. Jean Castors
Danny Hie	132	Ottawa
Steve Brennan	153	New Prep H.S.
Brian Bellefeuille	174	Canterbury H.S.
Sean Davidson	195	Toronto
Mark Holick	216	Saskatoon
Brian Hoard	237	Hamilton
1985 (AT TORONTO, JUNE 15)		
Wendel Clark	1	Saskatoon
Ken Spangler	22	Calgary
Dave Thomlinson	43	Brandon
Greg Vey	64	Peterborough
Jeff Serowik	85	Lawrence A.C.
Jiri Latal	106	Czechoslovakia
Tim Bean	127	North Bay
Andy Donahue	148	Belemont H.S.
Todd Whittemore	169	Kent H.S.
Bob Reynolds	190	St. Clair
Tim Armstrong	211	Toronto
Mitch Murphy	232	St. Paul H.S.
1984 (AT MONTREAL, JUNE 9)		
Al Iafate	4	Belleville
Todd Gill	25	Windsor
Jeff Reese	67	London
Jack Capuano	88	Kent H.S.
Fabian Joseph	109	Victoria
Joe MacInnins	130	Watertown H.S.
Derek Laxdal	151	Brandon
Dan Turner	172	Medicine Hat
David Buckley	192	T-Pauling H.S.
Mikael Wurst	213	Ohio St.
Peter Slanina	233	Czechoslovakia
1983 (AT MONTREAL, JUNE 8)		
Russ Courtnall	7	Victoria
Jeff Jackson	28	Brantford
Allan Bester	49	Brantford
Dan Hodgson	85	Prince Albert
Cam Plante	133	Brandon
Paul Bifano	154	Burnaby
Cliff Albrecht	175	Princeton University
Greg Rolston	191	Power H.S.
Brian Ross	196	Kitchener
Mike Tomlak	217	Corwall
Ron Choules	238	Troi-Rivieres
1982 (AT MONTREAL, JUNE 9)		
Gary Nylund	3	Portland
Gary Leeman	24	Regina
Peter Ihnacak	25	Czechoslovakia
Ken Wregget	45	Lethbridge
Vladimir Ruzicka	73	Czechoslovakia
Eduard Uvira	87	Czechoslovakia
Sylvain Charland	99	Shawinigan
Ron Dreger	108	Saskatoon

SELECTION	OVERALL	TEAM
1982 (AT MONTREAL, JUNE 9) continued		
Craig Kales	115	Niagara Falls
Dorn Campedelli	129	Cohasset
Jeff Triano	139	Toronto
Miroslav Ihnacak	171	Czechoslovakia
Leigh Verstraete	192	Calgary
Tim Loven	213	North Dakota
Jim Appelby	234	Winnipeg
1981 (AT MONTREAL, JUNE 10)		
Jim Benning	6	Portland
Gary Yaremchuk	24	Portland
Ernie Godden	48	Windsor
N. Lefrancois	90	Trois-Rivieres
Barry Bridley	102	Calgary
Andrew Wright	132	Peterborough
Richard Turmel	153	Shawinigan
Greg Barber	174	Victoria
Marc Magnan	195	Lethbridge
1980 (AT MONTREAL, JUNE 11)		
Craig Muni	25	Kingston
Bob McGill	26	Victoria
Fred Boimstruck	43	Cornwall
Stewart Gavin	74	Toronto
Hugh Larkin	95	Sault Ste. Marie
Ron Dennis	116	Princeton
Russ Adam	137	Kitchener
Fred Perlini	158	Toronto
D. McCutcheon	179	Toronto
Paul Higgins	200	Toronto H.S.
*1979 (AT MONTREAL, AUGUST 9)		
Laurie Boschman	9	Brandon
Norman Aubin	51	Verdun
Vincent Tremblay	72	Quebec
Frank Nigro	93	London
Bill McCreary	114	Colgate University
1978 (AT MONTREAL, JUNE 15)		
Joel Quenneville	21	Windsor
Mark Kirtton	48	Peterborough
Bob Parent	65	Kitchener
Jordy Douglas	81	Flin Flon
Mel Hewitt	92	Calgary
Norman Lefebvre	98	Trois-Rivieres
John Scammell	115	Lethbridge
Kevin Reinhart	132	Kitchener
Mike Waghorne	149	New Hampshire
Laurie Cuelvier	166	St. Francis Xavier
1977 (AT MONTREAL, JUNE 14)		
John Anderson	11	Toronto
Trevor Johansen	12	Toronto
Bob Gladney	24	Oshawa
Rocky Saganiuk	29	Medicine Hat
Dan Eastman	65	London
John Wilson	83	Windsor
Roy Sommer	101	Calgary
Lynn Jorgenson	119	Toronto
Kevin Howe	134	Sault Ste. Marie
Ray Robertson	149	St. Lawrence

*The NHL Amateur Draft became the NHL Entry Draft in 1979

LEAFS ALL-TIME DRAFT CHOICES

SELECTION	OVERALL	TEAM
1976 (AT MONTREAL, JUNE 1)		
Randy Carlyle	30	Sudbury
Alain Belanger	48	Sherbrooke
Gary McFadyen	52	Hull
Tim Williams	66	Victoria
Greg Hotham	84	Kingston
Dan Djakalovic	102	Kingston
Chuck Skjodt	116	Windsor

1975 (AT MONTREAL, JUNE 3)		
Don Ashby	6	Calgary
Doug Jarvis	24	Peterborough
Bruce Boudreau	42	Toronto
Ted Long	78	Hamilton
Kevin Campbell	96	St. Lawrence Univ.
Mario Rouillard	114	Three Rivers
Ron Wilson	132	Providence College
Paul Evans	149	Peterborough
Jean Latendresse	165	Shawinigan Falls
Paul Crowley	166	Sudbury
Dan D'Alvise	179	Royal York
Jack Laine	180	Bowling Green
Ken Holland	188	Medicine Hat
Bob Barnes	189	Hamilton
Gary Burns	191	Univ. of New Hampshire
Jim Montgomery	193	Hull
Rick Martin	199	London

1974 (AT MONTREAL, MAY 28)		
Jack Valiquette	13	Sault Ste. Marie
Dave Williams	31	Swift Current
P. Alexandersson	49	Leksand, Sweden
Peter Driscoll	67	Kingston
Mike Palmateer	85	Toronto
Bill Hassard	103	Wexford
Kevin Devine	121	Toronto
Kevin Kemp	139	Ottawa
Dave Syvret	155	St. Catharines
Andy Stoesz	170	Selkirk
Martin Feschuk	185	Saskatoon

1973 (AT MONTREAL, MAY 15)		
Lanny McDonald	4	Medicine Hat
Bob Neely	10	Peterborough
Ian Turnbull	15	Ottawa
Francois Rochon	52	Sherbrooke
Gord Titcomb	68	St. Catharines
Doug Marit	84	Regina
Dan Follett	100	Downsview
Les Burgess	116	Kitchener
Dave Pay	132	Univ. of Wisconsin
Lee Palmer	144	Clarkson College
Bob Peace	147	Cornell University
Norm McLeod	159	M and W Rangers

1972 (AT MONTREAL, JUNE 8)		
George Ferguson	11	Toronto
Randy Osburn	27	London
Denis Deslauriers	43	Shawinigan
Brian Bowles	59	Cornwall
Michel Plante	75	Drummondville
Dave Shardlow	91	Flin Flon

SELECTION	OVERALL	TEAM
1972 (AT MONTREAL, JUNE 8) continued		
Monte Miron	107	Clarkson University
Peter Williams	123	University of P.E.I.
Pat Boutette	139	Univ. of Minnesota
Gary Schofield	143	Clarkson University

1971 (AT MONTREAL, JUNE 10)		
Rick Kehoe	22	Hamilton
Dave Fortier	23	St. Catharines
Gavin Kirk	37	Toronto
Rick Cunningham	51	Peterborough
Bob Sykes	65	Sudbury
Mike Ruest	79	Cornwall
Dale Smedsomo	93	Bemidjii State
Steve Johnson	98	Verdun
Bob Burns	107	Canadian Armed Forces

1970 (AT MONTREAL, JUNE 11)		
Darryl Sittler	8	London
Errol Thompson	22	Charlottetown
Gerry O'Flaherty	36	Kitchener
Bob Gryp	50	Boston University
Luc Simard	64	Trois-Rivieres
Calvin Booth	78	Weyburn
Paul Larose	91	Quebec Jr.
Ron Low	103	Dauphin

1969 (AT MONTREAL, JUNE 12)		
Ernie Moser	9	Estevan
Doug Brindley	20	Niagara Falls
Larry McIntyre	31	Moose Jaw
Frank Hughes	43	Edmonton
Brian Spencer	55	Swift Current
Bob Neufeld	67	Dauphin

1968 (AT MONTREAL, JUNE 13)		
Brad Selwood	10	Niagara Falls

1967 (AT MONTREAL, JUNE 7)		
Bob Kelly	16	Fort Arthur

1966 (AT MONTREAL, APRIL 25)		
John Wright	4	West Clair
Cam Crosby	10	Toronto
Rick Ley	16	Niagara Falls
Dale MacLeish	22	Peterborough

1965 (AT MONTREAL, APRIL 27)		
No Selections		

1964 (AT MONTREAL, JUNE 11)		
Tom Martin	5	Toronto
Dave Cotey	11	Aurora
Mike Pelyk	17	Toronto
Jim Dorey	23	Stamford

1963 (AT MONTREAL, JUNE 5)		
Walt McKechnie	6	London
Neil Clairmont	12	Parry Sound
Jim McKenny	17	Neil McNeil
Gerry Meehan	21	Neil McNeil

PLAYERS IN THE SYSTEM

**JESSE BLACKER**

Defence. Shoots Right. 6'1", 190 lbs. Born: Toronto, Ontario, April 19, 1991. Toronto's third choice, 58th overall, in the 2009 Entry Draft.

SEASON	CLUB	LEAGUE	REGULAR SEASON					PLAYOFFS				
			GP	G	A	PTS	PIM	GP	G	A	PTS	PIM
2007-08	WINDSOR	OHL	17	0	4	4	6	5	0	1	1	2
2008-09	WINDSOR	OHL	67	4	17	21	54	20	0	4	4	18
	MEMORIAL CUP		5	0	0	0	7	-	-	-	-	

**ALEX BERRY**

Right Wing. Shoots Right. 6'2", 212 lbs. Born: Danvers, Massachusetts, March 6, 1986. Toronto's third choice, 153rd overall, in the 2005 Entry Draft.

SEASON	CLUB	LEAGUE	REGULAR SEASON					PLAYOFFS				
			GP	G	A	PTS	PIM	GP	G	A	PTS	PIM
2005-06	UMASS-AMHERST	HE	24	1	1	2	33	--	--	--	---	---
2006-07	UMASS-AMHERST	HE	29	7	6	13	34	--	--	--	---	---
2007-08	UMASS-AMHERST	HE	34	10	7	17	63	--	--	--	---	---
2008-09	UMASS-AMHERST	HE	37	11	19	30	83	--	--	--	---	---
	TORONTO	AHL	8	0	0	0	15	--	--	--	---	---

**TYLER BOZAK**

Centre. Shoots Right. 6'1", 197 lbs. Born: Regina, Saskatchewan, March 19, 1986. Signed as a free agent by Toronto April 4, 2009.

SEASON	CLUB	LEAGUE	REGULAR SEASON					PLAYOFFS				
			GP	G	A	PTS	PIM	GP	G	A	PTS	PIM
2004-05	VICTORIA	BCHL	55	15	16	31	24	--	--	--	---	---
2005-06	VICTORIA	BCHL	56	31	38	69	26	--	--	--	---	---
2006-07	VICTORIA	BCHL	59	45	83	128	45	--	--	--	---	---
2007-08	U. OF DENVER	WCHA	41	18	16	34	22	--	--	--	---	---
2008-09	U. OF DENVER	WCHA	19	8	15	23	10	--	--	--	---	---

**JOEL CHAMPAGNE**

Centre. Shoots Left. 6'4", 220 lbs. Born: Chateauguay, Quebec, January 24, 1990. Toronto's fifth choice, 129th overall, in the 2008 Entry Draft.

SEASON	CLUB	LEAGUE	REGULAR SEASON					PLAYOFFS				
			GP	G	A	PTS	PIM	GP	G	A	PTS	PIM
2006-07	CHICOUTIMI	QMJHL	62	6	16	22	51	4	0	0	0	6
2007-08	CHICOUTIMI	QMJHL	70	18	22	40	45	6	1	1	2	6
2008-09	CHICOUTIMI	QMJHL	28	10	11	21	34	--	--	--	---	---
	PEI	QMJHL	24	14	26	40	18	3	0	1	1	4

**CHRISTOPHER DIDOMENICO**

Centre. Shoots Right. 6'0", 165 lbs. Born: Toronto, Ontario, February 20, 1989. Toronto's fifth choice, 164th overall, in the 2007 Entry Draft.

SEASON	CLUB	LEAGUE	REGULAR SEASON					PLAYOFFS				
			GP	G	A	PTS	PIM	GP	G	A	PTS	PIM
2006-07	SAINT JOHN	QMJHL	70	25	50	75	60	--	--	--	---	---
2007-08	SAINT JOHN	QMJHL	70	39	56	95	103	14	8	11	19	20
2008-09	SAINT JOHN	QMJHL	26	11	23	34	34	--	--	--	---	---
	DRUMMONDVILLE	QMJHL	25	8	17	25	28	15	4	31	35	24
	CANADA	WJC	6	2	5	7	4	--	--	--	---	---

QMJHL ALL-ROOKIE TEAM (2007)



STEFANO GILIATI

Forward. Shoots Left. 5'11", 200 lbs. Born: Montreal, Quebec, October 7, 1987. Signed as a free agent by Toronto April 3, 2008.

SEASON	CLUB	LEAGUE	REGULAR SEASON					PLAYOFFS				
			GP	G	A	PTS	PIM	GP	G	A	PTS	PIM
2004-05	SHAWINIGAN	QMJHL	54	9	5	14	23	3	0	0	0	2
2005-06	LEWISTON	QMJHL	70	21	28	49	72	6	2	0	2	6
2006-07	LEWISTON	QMJHL	68	24	33	57	73	17	4	11	15	22
2007-08	LEWISTON	QMJHL	65	40	47	87	103	6	1	3	4	10
2008-09	TORONTO	AHL	53	6	9	15	16	--	--	--	--	--



RICHARD GREENOP

Right Wing. Shoots Right. 6'4", 235 lbs. Born: Feb. 24, 1989. Signed as a free agent by Toronto July 6, 2009.


SEASON	CLUB	LEAGUE	REGULAR SEASON					PLAYOFFS				
			GP	G	A	PTS	PIM	GP	G	A	PTS	PIM
2006-07	WINDSOR	OHL	48	3	9	12	149	--	--	--	--	--
2007-08	WINDSOR	OHL	60	2	3	5	194	5	0	0	0	2
2008-09	WINDSOR	OHL	60	4	4	8	156	15	0	0	0	28
	MEMORIAL CUP		6	0	0	0	0	--	--	--	--	--



CARL GUNNARSSON

Forward. Shoots Left. 6'2", 196 lbs. Born: Orebro, Sweden, November 9, 1986. Toronto's seventh choice, 189th overall, in the 2007 Entry Draft.

SEASON	CLUB	LEAGUE	REGULAR SEASON					PLAYOFFS				
			GP	G	A	PTS	PIM	GP	G	A	PTS	PIM
2005-06	LINKOPING HC	SEL	14	0	0	0	0	--	--	--	--	--
	ARBOGA IFK	SWE-1	12	1	5	6	8	--	--	--	--	--
2006-07	LINKOPING HC	SEL	30	2	2	4	8	--	--	--	--	--
	VASTERAS	SWE-1	15	2	3	5	14	--	--	--	--	--
2007-08	LINKOPING HC	SEL	53	2	7	9	26	16	0	4	4	10
2008-09	LINKOPING HC	SEL	53	6	10	16	26	7	0	1	1	2
	SWEDEN	WC	6	2	0	2	4	--	--	--	--	--



CHRISTIAN HANSON

Centre. Shoots Right. 6'4", 228 lbs. Born: Venetia, Pennsylvania, March 9, 1986. Signed as a free agent by Toronto March 31, 2009.

SEASON	CLUB	LEAGUE	REGULAR SEASON					PLAYOFFS				
			GP	G	A	PTS	PIM	GP	G	A	PTS	PIM
2003-04	TRI-CITY	USHL	58	11	8	19	35	9	2	1	3	4
2004-05	TRI-CITY	USHL	60	19	33	52	23	9	1	2	3	8
2005-06	NOTRE DAME	CCHA	23	1	2	3	14	--	--	--	--	--
2006-07	NOTRE DAME	CCHA	33	6	2	8	24	--	--	--	--	--
2007-08	NOTRE DAME	CCHA	47	13	9	22	57	--	--	--	--	--
2008-09	NOTRE DAME	CCHA	37	16	15	31	28	--	--	--	--	--
	TORONTO	NHL	5	1	1	2	2	--	--	--	--	--



JIMMY HAYES

Right Wing. Shoots Right. 6'5", 210 lbs. Born: Boston, Massachusetts, November 21, 1989. Toronto's second choice, 60th overall, in the 2008 Entry Draft.


SEASON	CLUB	LEAGUE	REGULAR SEASON					PLAYOFFS				
			GP	G	A	PTS	PIM	GP	G	A	PTS	PIM
2007-08	LINCOLN	USHL	21	4	11	15	18	8	4	5	9	8
	USA U-18	USDP	23	2	6	8	6	--	--	--	--	--
2008-09	BOSTON COLLEGE	HE	36	8	5	13	22	--	--	--	--	--
	USA	WJC	6	2	0	2	2	--	--	--	--	--



NAZEM KADRI

Centre. Shoots Left. 6'0", 177 lbs. Born: London, Ontario, October 6, 1990. Toronto's first choice, 7th overall, in the 2009 Entry Draft.

SEASON	CLUB	LEAGUE	REGULAR SEASON					PLAYOFFS				
			GP	G	A	PTS	PIM	GP	G	A	PTS	PIM
2006-07	KITCHENER	OHL	62	7	15	22	30	9	0	2	2	4
2007-08	KITCHENER	OHL	68	25	40	65	57	20	9	17	26	26
	MEMORIAL CUP		5	1	3	4	0	--	--	--	--	
2008-09	LONDON	OHL	56	25	53	78	31	14	9	12	21	22



JURAJ MIKUS

Defence. Shoots Left. 6'4", 185 lbs. Born: Trencin, Slovakia, November 30, 1988. Toronto's fourth choice, 134th overall, in the 2007 Entry Draft.

SEASON	CLUB	LEAGUE	REGULAR SEASON					PLAYOFFS				
			GP	G	A	PTS	PIM	GP	G	A	PTS	PIM
2006-07	DUKLA TRENCIN	SLOVAK	22	0	0	0	2	--	--	--	--	--
2007-08	DUKLA TRENCIN	SLOVAK	35	1	7	8	34	--	--	--	--	--
2008-09	DUKLA TRENCIN	SLOVAK	51	2	1	3	18	--	--	--	--	--



DALE MITCHELL

Right Wing. Shoots Right. 5'9", 200 lbs. Born: Etobicoke, Ontario, April 9, 1989. Toronto's first choice, 74th overall, in the 2007 Entry Draft.

SEASON	CLUB	LEAGUE	REGULAR SEASON					PLAYOFFS				
			GP	G	A	PTS	PIM	GP	G	A	PTS	PIM
2005-06	OSHAWA	OHL	65	20	23	43	63	--	--	--	--	--
2006-07	OSHAWA	OHL	67	43	37	80	81	9	1	4	5	12
2007-08	OSHAWA	OHL	63	24	36	60	79	15	10	6	16	23
	TORONTO	AHL	--	--	--	--	--	2	0	1	1	2
2008-09	WINDSOR	OHL	66	33	35	68	87	20	14	15	29	24
	MEMORIAL CUP		6	5	1	6	2	--	--	--	--	--



JAMES REIMER

Goaltender. Catches Left. 6'2", 208 lbs. Born: Winnipeg, Manitoba, March 15, 1988. Toronto's third choice, 99th overall, in the 2006 Entry Draft.

SEASON	CLUB	LEAGUE	REGULAR SEASON							PLAYOFFS							
			GP	MINS	W	L	T	GA	SO	AVG	GP	MINS	W	L	GA	SO	AVG
2005-06	RED DEER	WHL	34	1709	7	18	3	80	0	2.81	--	--	--	--	--	--	--
2006-07	RED DEER	WHL	60	3339	26	23	7	148	3	2.66	7	417	3	4	27	0	3.88
2007-08	RED DEER	WHL	30	1668	8	15	4	76	1	2.73	--	--	--	--	--	--	--
2008-09	TORONTO	AHL	3	183	1	2	0	10	0	3.28	--	--	--	--	--	--	--
	READING	ECHL	22	1236	10	7	3	68	0	3.30	--	--	--	--	--	--	--
	S. CAROLINA	ECHL	6	363	6	0	0	8	2	1.32	8	497	4	3	18	1	2.17

ECHL PLAYOFFS MOST VALUABLE PLAYER (2009)



KYLE ROGERS

Forward. Shoots Right. 6'3", 215 lbs. Born: Philadelphia, Pennsylvania, December 20, 1984. Signed as a free agent by Toronto March 29, 2008.

SEASON	CLUB	LEAGUE	REGULAR SEASON					PLAYOFFS				
			GP	G	A	PTS	PIM	GP	G	A	PTS	PIM
2005-06	NIAGARA U.	CHA	28	2	2	4	12	--	--	--	--	--
2006-07	NIAGARA U.	CHA	35	6	7	13	37	--	--	--	--	--
2007-08	NIAGARA U.	CHA	34	10	13	23	40	--	--	--	--	--
	TORONTO	AHL	--	--	--	--	--	10	0	0	0	7
2008-09	TORONTO	AHL	71	4	7	11	63	4	1	0	1	0

VANEK

44

SEKERA



BlueCross BlueShield
of Western New York

MAYERS

25

ONDRUS

SHOTS
ON GOAL

14

3

HSBC Arena

2



TORONTO
MAPLE
LEAFS

BAUER

www.i-evolve.com

...ing Business with Technology

WOMEN & CHILDREN'S
FUNDATION OF CANADA

Tim

GO

NHL.COM

verizon

...

...



2008-09 Review



2008-09 GAME-BY-GAME RESULTS

GM	Date	Opponent	Day After Game		Goaltenders	Leaf Goals	PP	PK	Shots	GF/GA	Attn.	Record	Division	Conference
			Result	GWG										
1	Oct. 9	@DET	W 3-2	KULEMIN	TOSKALA/Osgood	77,19,41	1/2	2/3	29-37	3-2	20,066	1-0-0	0-0-0	0-0-0
2	Oct. 11	MTL	L 1-6	<Kovalev>	TOSKALA(L)/JOSEPH/Halak	55	1/4	4/7	25-34	4-8	19,370	1-1-0	0-1-0	0-1-0
3	Oct. 13	STL	L 4-5 (so)	<Boyes>	TOSKALA/Legace	15,41,23,9	0/6	5/5	39-26	8-13	19,045	1-1-1	0-1-0	0-1-0
4	Oct. 17	@NVR	L 0-1 (so)	<Sjostrom>	TOSKALA/Vaiquelette	-	0/4	8/8	21-32	8-14	18,200	1-1-2	0-1-0	0-1-1
5	Oct. 18	@PIT	L 1-4	<Satan>	JOSEPH/Feury	80	1/7	2/4	27-25	9-18	17,033	1-2-2	0-1-0	0-2-1
6	Oct. 21	ANA	L 2-3 (so)	<Selanne>	TOSKALA,JOSEPH(L)/Giguere	80,80	0/4	1/1	38-21	11-21	19,222	1-2-3	0-1-0	0-2-1
7	Oct. 23	@BOS	W 4-2	STRALMAN	TOSKALA/Thomas	26,80,36,9	2/7	4/4	37-28	15-23	12,274	2-2-3	1-1-0	1-2-1
8	Oct. 25	OTT	W 3-2	PONIKAROVSKY	TOSKALA/Auld	19,84,23	1/6	2/2	38-24	18-25	19,232	3-2-3	2-1-0	2-2-1
9	Oct. 28	TBL	L 2-3	<Lecavalier>	TOSKALA/Smith	14,26	2/6	4/5	39-25	20-28	19,348	3-3-3	2-1-0	2-3-1
10	Oct. 29	@NJD	W 6-5 (so)	HAGMAN	TOSKALA/Boudreau	14,14,10,21,23	3/4	3/3	48-31	26-33	14,119	4-3-3	2-1-0	3-3-1
11	Nov. 1	NVR	W 5-2	KUBINA	TOSKALA/Vaiquelette	39,55,77,39,19	0/5	2/2	35-20	31-35	19,179	5-3-3	2-1-0	4-3-1
12	Nov. 2	@CAR	L 4-6	<LaRose>	JOSEPH/Leighton	7,84,84,9	0/2	3/6	33-30	35-41	15,635	5-4-3	2-1-0	4-4-1
13	Nov. 4	CAR	L 4-5 (ot)	<Wallin>	TOSKALA/Ward	9,84,26,84	1/2	1/2	42-24	39-46	19,266	5-4-4	2-1-0	4-4-2
14	Nov. 6	@BOS	L 2-5	<Wheeler>	TOSKALA/Thomas	10,84	0/4	1/3	36-35	41-51	15,391	5-5-4	2-2-0	4-5-2
15	Nov. 8	MTL	W 6-3	ANTROPOV	TOSKALA/Price	9,84,90,180,77,23	3/8	4/6	41-20	47-54	19,512	6-5-4	3-2-0	5-5-2
16	Nov. 11	@CFL	L 3-4	<Boyd>	TOSKALA/Kiprusoff	23,80,14	1/4	0/1	32-32	50-58	19,289	6-6-4	3-2-0	5-5-2
17	Nov. 13	@EDM	W 5-2	ANTROPOV	TOSKALA/Drouin-Desjardins	15,41,80,7,84	3/4	3/4	28-25	55-60	16,839	7-6-4	3-2-0	5-5-2
18	Nov. 15	@VAN	L 2-4	<Mitchell>	TOSKALA(L)/JOSEPH/Luongo	7,14	1/8	4/5	30-15	57-64	18,630	7-7-4	3-2-0	5-5-2
19	Nov. 17	BOS	L 2-3	<Ryder>	TOSKALA/Thomas	55,84	0/5	3/3	30-22	59-67	19,410	7-8-4	3-3-0	5-6-2
20	Nov. 22	CHI	L 4-5 (ot)	<Bolland>	TOSKALA/Khabibulin	77,14,19,23	1/3	2/3	38-36	63-72	19,474	7-8-5	3-3-0	5-6-2
21	Nov. 25	ATL	L 3-6	<Kovalchuk>	JOSEPH/Hedberg	80,4,9	1/5	3/4	35-30	66-78	19,297	7-9-5	3-3-0	5-7-2
22	Nov. 27	@OTT	L 1-2 (so)	<Spezza>	TOSKALA/Auld	41	0/4	1/1	26-35	67-80	19,703	7-9-6	3-3-1	5-7-3
23	Nov. 29	PHI	W 4-2	MOORE	TOSKALA/Biron	12,80,19,77	1/4	4/4	27-30	71-82	19,387	8-9-6	3-3-1	6-7-3
24	Dec. 1	@LAK	W 3-1	GRABOVSKI	TOSKALA/Labarbera	14,84,4	2/5	4/4	30-33	74-83	15,052	9-9-6	3-3-1	6-7-3
25	Dec. 2	@SJS	L 2-5	<Boyle>	TOSKALA/Nabokov	41,9	0/4	2/3	31-30	76-88	17,496	9-10-6	3-3-1	6-7-3
26	Dec. 4	@PHX	L 3-6	<Reinprecht>	TOSKALA/Telivist,Bryzgalov(W)	23,23,55	0/4	4/4	18-26	79-94	13,777	9-11-6	3-3-1	6-7-3
27	Dec. 6	WSH	L 1-2	<Jurcina>	TOSKALA/Johnson	80	1/3	2/2	20-30	80-96	19,416	9-12-6	3-3-1	6-8-3
28	Dec. 8	NVI	W 4-2	BLAKE	TOSKALA/MacDonald	41,7,55,18	1/4	2/3	37-28	84-98	19,309	10-12-6	3-3-1	7-8-3
29	Dec. 12	@BUF	W 2-1	WHITE	TOSKALA/Miller	18,7	0/4	5/5	33/25	86-99	18,211	11-12-6	4-3-1	8-8-3
30	Dec. 16	NJD	W 3-2 (so)	BLAKE	TOSKALA/Clemmensen	80,18	0/2	2/3	27/27	89-101	19,315	12-12-6	4-3-1	9-8-3
31	Dec. 18	@BOS	L 5-8	<Kessel>	TOSKALA,JOSEPH(L)/Thomas(W), Fernandez	77,23,80,84,55	2/5	2/6	36/27	94-109	17,565	12-13-6	4-4-1	9-9-3
32	Dec. 20	@PIT	W 7-3	HAGMAN	TOSKALA/Feury	19,18,24,9,77,23,80	3/7	2/4	40/23	101-12	17,053	13-13-6	4-4-1	10-9-3
33	Dec. 22	@ATL	W 2-2	STAJAN	POGGE/Lahtonen	23,18,14,19,9,14	1/5	2/2	38/21	107-114	16,413	14-13-6	4-4-1	11-9-3
34	Dec. 23	DAL	L 2-8	<Burnstrom>	TOSKALA(L)/JOSEPH/Turco	55,84	0/1	3/3	22/37	109-122	19,269	14-14-6	4-4-1	11-9-3
35	Dec. 26	@NVI	L 1-4	<Guern>	TOSKALA/DiPietro	12	0/4	1/3	29/31	110-126	15,173	14-15-6	4-4-1	11-10-3
36	Dec. 28	@WSH	L 1-4	<Ovechkin>	TOSKALA/Theodore	9	0/2	0/1	24/29	111-130	18,277	14-16-6	4-4-1	11-11-3
37	Dec. 30	ATL	W 4-3 (ot)	KUBINA	JOSEPH/Hedberg	41,12,55,****7	1/2	2/4	47/32	115-133	19,260	15-16-6	4-4-1	12-11-3
38	Jan. 1	BUF	L 1-4	<Row>	JOSEPH/Miller	39	0/5	2/4	28/20	116-137	19,176	15-17-6	4-5-1	12-12-3
39	Jan. 3	OTT	W 3-1	PONIKAROVSKY	TOSKALA/Geber	19,23,55	1/5	4/5	30/31	119-138	19,406	16-17-6	5-5-1	13-12-3
40	Jan. 6	FLA	L 2-4	<Frolik>	TOSKALA/Vokoun	23****55	1/4	3/4	26/34	121-142	19,197	16-18-6	5-5-1	13-13-3
41	Jan. 8	@MTL	L 2-6	<Latendresse>	TOSKALA(L)/JOSEPH/Halak	15,14	1/6	6/8	32/29	123-148	21,273	16-19-6	5-6-1	13-14-3

2008-09 GAME-BY-GAME RESULTS



PPG	^SHG	*PS	OTG	(Day After Game)	Result	GWG	Goaltenders	Leaf Goals	PP	PK	Shots	GF/GA	Attn.	Record	Division	Conference
42	Jan. 10	@PHI	L 1-4	<Cartr>	TOSKALA/Biron	23			0/4	2/4	42/30	124/152	19,787	16-20-6	5-6-1	13-15-3
43	Jan. 13	NSH	L 0-2	<Bonk>	TOSKALA/Rinne				0/4	3/4	17/23	124/154	19,223	16-21-6	5-6-1	13-15-3
44	Jan. 15	@CAR	W 6-4	KABERLE	TOSKALA/Ward	7,55,9,55,15,55			2/2	2/3	24/32	130/158	18,037	17-21-6	5-6-1	14-15-3
45	Jan. 16	@ATL	L 3-4 (ot)	<Pevetley>	TOSKALA/Hedberg, Lehtonen(W)	12,19,9			1/4	4/4	17/38	133-162	15,619	17-21-7	5-6-1	14-15-4
46	Jan. 19	CAR	L 0-2	<Convo>	TOSKALA/Ward				0/2	4/5	35/34	133-164	19,018	17-22-7	5-6-1	14-16-4
47	Jan. 21	BOS	L 3-4 (so)	<Ryder>	TOSKALA/Thomas	55,12,10			1/4	4/4	34/30	136-168	19,258	17-22-8	5-6-2	14-16-5
48	Jan. 27	@MIN	L 1-6	<Bergeron>	POGGE/Backstrom	55			0/0	3/3	28/21	137-174	18,568	17-23-8	5-6-2	14-16-5
49	Jan. 29	@COL	W 7-4	BLAKE	TOSKALA/Raycroft	80,84,41,19,55,14,19			1/3	3/0	30/20	144-178	15,216	18-23-8	5-6-2	14-16-5
50	Jan. 31	PIT	W 5-4	BLAKE	TOSKALA/Garon	7,80,23,14,55			1/4	3/3	26/26	149-182	19,570	19-23-8	5-6-2	15-16-5
51	Feb. 3	FLA	L 3-4 (ot)	<McCabe>	TOSKALA/Anderson	9,23,80			0/2	0/1	34/31	152-186	19,095	19-23-9	5-6-2	15-16-6
52	Feb. 4	@BUF	L 0-5	<Connolly>	POGGE/Miller				0/2	3/3	16/32	152-191	17,355	19-24-9	5-7-2	15-17-6
53	Feb. 7	@MTL	W 5-2	BLAKE	TOSKALA/Price	2,41,55,55,4			0/5	7/8	41/33	157-193	21,273	20-24-9	6-7-2	16-17-6
54	Feb. 10	@FLA	L 4-5 (ot)	<Zednik>	TOSKALA/Vokoun	9,27,19,80			1/4	3/3	39/38	161-198	13,764	20-24-10	6-7-2	16-17-7
55	Feb. 12	@TBL	L 4-6	<Stamkos>	TOSKALA,JOSEPH(L)/McKenna	12,12,9,41			1/2	1/4	25/31	165-204	16,526	20-25-10	6-7-2	16-18-7
56	Feb. 14	PIT	W 6-2	BLAKE	TOSKALA/Feunoy	80,55,55,39,23,14			0/4	2/2	41/27	171-206	19,365	21-25-10	6-7-2	17-18-7
57	Feb. 17	BUF	L 1-4	<Paille>	POGGE/Miller	77			1/2	2/4	28/30	172-210	19,287	21-26-10	6-8-2	17-19-7
58	Feb. 19	CBJ	L 3-4 (so)	<Nash>	POGGE/Mason	80,21,80			1/5	2/2	35/34	175-214	19,179	21-26-11	6-8-2	17-19-7
59	Feb. 21	VAN	L 2-3 (so)	<Sturidin>	TOSKALA/Luongo	55,*14			1/5	4/5	38/37	177-217	19,504	21-26-12	6-8-2	17-19-7
60	Feb. 22	@NVR	W 3-2 (ot)	HAGMAN	TOSKALA/Lundqvist	39,7,9			1/5	3/3	26/41	180-219	18,200	22-26-12	6-8-2	18-19-7
61	Feb. 25	NVR	W 2-1 (so)	KULEMIN	TOSKALA/Lundqvist	9			0/4	3/4	24/32	182-220	19,383	23-26-12	6-8-2	19-19-7
62	Feb. 26	@NYI	W 5-4 (so)	STAPLETON	TOSKALA/MacDonald	41,*19,77,80			1/6	7/7	33/44	182-224	12,201	24-26-12	6-8-2	20-19-7
63	Feb. 28	@OTT	W 4-3 (ot)	KUBINA	JOSEPH/Elliott	21,42,77,77			1/3	1/1	38/32	191-227	20,050	25-26-12	7-8-2	21-19-8
64	Mar. 3	NID	L 2-3 (ot)	<Odajev>	TOSKALA/Brodieur	39, 39			1/4	3/4	32/52	193-230	19,389	25-26-13	7-8-2	21-19-8
65	Mar. 5	@WSH	W 2-1	KUBINA	GERBER/Theodore	12,77			0/4	4/4	29/38	195-231	18,277	26-26-13	7-8-2	22-19-8
66	Mar. 7	EDM	L 1-4	<Brodzjak>	GERBER/Roloston	23			1/2	2/2	40/18	196-235	19,866	26-27-13	7-8-2	22-19-8
67	Mar. 9	@OTT	L 1-2	<Heatley>	JOSEPH/Elliott	7			0/3	4/4	26/26	197-237	18,898	26-28-13	7-9-2	22-20-8
68	Mar. 10	NVI	W 3-2 (ot)	GRABOVSKI	GERBER/MacDonald	12,23,84			0/2	5/5	28/30	200-239	19,041	27-28-13	7-9-2	23-20-8
69	Mar. 12	TBL	L 1-4	<St. Louis>	GERBER/Ramo	12			0/3	3/4	21/30	201-243	19,209	27-29-13	7-9-2	23-21-8
70	Mar. 14	COY	W 8-6	MAYERS	GERBER/Kiprusoff,McElhinney(L)	4,55,84,51,39,41,21,84			2/5	1/4	30/35	209-249	19,356	28-29-13	7-9-2	23-21-8
71	Mar. 17	@TBL	W 4-3 (so)	MITCHELL	JOSEPH/Ramo	39,55,51			0/5	4/4	39/22	213-252	18,793	29-29-13	7-9-2	24-21-8
72	Mar. 19	@FLA	L 1-3	<Zednik>	GERBER/Vokoun	84			1/4	2/2	38/42	214-255	15,467	29-30-13	7-9-2	24-22-8
73	Mar. 21	@MTL	W 5-2	PONIKAROVSKY	GERBER/Halak	41,84,23,23,55			2/5	3/3	37/28	219-257	21,273	30-30-13	8-9-2	25-22-8
74	Mar. 24	WSH	W 3-2 (so)	HAMILTON	GERBER,JOSEPH(W)/Theodore	40,77			1/3	1/2	29/45	222-259	19,362	31-30-13	8-9-2	25-22-8
75	Mar. 27	@BUF	L 3-5	<Connolly>	JOSEPH(L),POGGE/Miller	*22,14,41			1/2	0/2	36/74	225-264	18,620	31-31-13	8-10-2	26-23-8
76	Mar. 28	BOS	L 5-7	<Kreji<	POGGE(L),JOSEPH/Fernandez	41,39,23,23,9			1/2	0/2	38/31	230-271	19,360	31-32-13	8-11-2	26-24-8
77	Apr. 1	PHI	W 3-2	WHITE	JOSEPH/Biron(L),Nittymaki	21,12,7			0/4	3/4	38/34	233-273	19,340	32-32-13	8-11-2	27-24-8
78	Apr. 3	@PHI	L 5-8	<Carter>	GERBER(L),Joseph/Biron	2,22,84,41,21			1/3	4/5	33/35	238-281	19,727	32-33-13	8-11-2	27-25-8
79	Apr. 4	MTL	L 2-6	<Latendresse>	GERBER/Halak	39,*22			0/5	2/5	36/29	240-287	19,516	32-34-13	8-12-2	27-26-8
80	Apr. 7	@NID	W 4-1	HAMILTON	GERBER/Brodieur	84,51,20,39			0/2	5/6	18/48	244-288	15,046	33-34-13	8-12-2	28-27-8
81	Apr. 8	BUF	L 1-3	<Vane<	JOSEPH/Miller	4			0/6	1/2	33/29	245-291	19,516	33-35-13	8-13-2	28-27-8
82	Apr. 11	OTT	W 5-2	HAGMAN	GERBER/Elliott	22,22,9,*2,9			0/4	2/3	30/39	250-293	19,370	34-35-13	9-13-2	29-27-8

** NHL does not consider an overtime loss or shoot out loss as a loss against the goaltender's record.

2008-09 GAME-BY-GAME RESULTS

	#1	#2	#3	#4	#5	#6	#7	#8	#9	#10	#11	#12	#13	#14	#15	#16	#17	#18	#19	#20																		
SKATERS	@DET	MTL	10/11	10/13	@NYR	10/17	ANA	10/21	10/23	@BOS	OTT	10/25	TBL	10/28	@NJD	10/29	ANR	11/01	@CAR	11/02	CAR	11/04	@BOS	11/06	MTL	11/08	@CGY	11/11	@EDM	11/13	@VAN	11/15	BOS	11/17	CHI	11/22		
2 Luis Schem	0-0	0-0	0-0	0-0	0-0	0-0	0-0	0-0	0-0	0-1	0-1	0-0	0-0	0-0	0-0	0-0	0-0	0-0	0-0	0-0	0-0	0-0	0-0	0-0	0-0	0-0	0-0	0-0	0-0	0-0	0-0	0-0	0-0	0-0	0-0	0-0	0-0	
4 Left Finger	0-0	0-0	0-0	0-0	0-0	0-0	0-0	0-0	0-0	0-0	0-0	0-0	0-0	0-0	0-0	0-0	0-0	0-0	0-0	0-0	0-0	0-0	0-0	0-0	0-0	0-0	0-0	0-0	0-0	0-0	0-0	0-0	0-0	0-0	0-0	0-0	0-0	
7 Jan White	0-0	0-0	0-0	0-0	0-0	0-0	0-0	0-0	0-0	0-0	0-0	0-0	0-0	0-0	0-0	0-0	0-0	0-0	0-0	0-0	0-0	0-0	0-0	0-0	0-0	0-0	0-0	0-0	0-0	0-0	0-0	0-0	0-0	0-0	0-0	0-0	0-0	0-0
8 Chris Colasacco*	0-0	0-0	0-0	0-0	0-0	0-0	0-0	0-0	0-0	0-0	0-0	0-0	0-0	0-0	0-0	0-0	0-0	0-0	0-0	0-0	0-0	0-0	0-0	0-0	0-0	0-0	0-0	0-0	0-0	0-0	0-0	0-0	0-0	0-0	0-0	0-0	0-0	0-0
9 Nicklas Hagman	0-0	0-0	0-0	0-0	0-0	0-0	0-0	0-0	0-0	0-0	0-0	0-0	0-0	0-0	0-0	0-0	0-0	0-0	0-0	0-0	0-0	0-0	0-0	0-0	0-0	0-0	0-0	0-0	0-0	0-0	0-0	0-0	0-0	0-0	0-0	0-0	0-0	0-0
10 Alex Chien*	0-1	0-0	0-0	0-0	0-0	0-0	0-0	0-0	0-0	0-0	0-0	0-0	0-0	0-0	0-0	0-0	0-0	0-0	0-0	0-0	0-0	0-0	0-0	0-0	0-0	0-0	0-0	0-0	0-0	0-0	0-0	0-0	0-0	0-0	0-0	0-0	0-0	
11 Jiri Tlustý	0-0	0-0	0-0	0-0	0-0	0-0	0-0	0-0	0-0	0-0	0-0	0-0	0-0	0-0	0-0	0-0	0-0	0-0	0-0	0-0	0-0	0-0	0-0	0-0	0-0	0-0	0-0	0-0	0-0	0-0	0-0	0-0	0-0	0-0	0-0	0-0	0-0	
14 Matt Sigafo	0-0	0-0	0-0	0-0	0-0	0-0	0-0	0-0	0-0	0-0	0-0	0-0	0-0	0-0	0-0	0-0	0-0	0-0	0-0	0-0	0-0	0-0	0-0	0-0	0-0	0-0	0-0	0-0	0-0	0-0	0-0	0-0	0-0	0-0	0-0	0-0	0-0	
15 Tomas Kaberle	0-0	0-0	0-0	0-0	0-0	0-0	0-0	0-0	0-0	0-0	0-0	0-0	0-0	0-0	0-0	0-0	0-0	0-0	0-0	0-0	0-0	0-0	0-0	0-0	0-0	0-0	0-0	0-0	0-0	0-0	0-0	0-0	0-0	0-0	0-0	0-0	0-0	
19 Dominic Moore	1-0	0-0	0-0	0-0	0-0	0-0	0-0	0-0	0-0	0-0	0-0	0-0	0-0	0-0	0-0	0-0	0-0	0-0	0-0	0-0	0-0	0-0	0-0	0-0	0-0	0-0	0-0	0-0	0-0	0-0	0-0	0-0	0-0	0-0	0-0	0-0	0-0	
21 Jamal Mayers	0-0	0-0	0-0	0-0	0-0	0-0	0-0	0-0	0-0	0-0	0-0	0-0	0-0	0-0	0-0	0-0	0-0	0-0	0-0	0-0	0-0	0-0	0-0	0-0	0-0	0-0	0-0	0-0	0-0	0-0	0-0	0-0	0-0	0-0	0-0	0-0	0-0	
22 Alex Pironovsky	0-0	0-1	0-0	0-0	0-0	0-0	0-0	0-0	0-0	0-0	0-0	0-0	0-0	0-0	0-0	0-0	0-0	0-0	0-0	0-0	0-0	0-0	0-0	0-0	0-0	0-0	0-0	0-0	0-0	0-0	0-0	0-0	0-0	0-0	0-0	0-0	0-0	0-0
24 Jonas Frojan	0-1	0-0	0-0	0-0	0-0	0-0	0-0	0-0	0-0	0-0	0-0	0-0	0-0	0-0	0-0	0-0	0-0	0-0	0-0	0-0	0-0	0-0	0-0	0-0	0-0	0-0	0-0	0-0	0-0	0-0	0-0	0-0	0-0	0-0	0-0	0-0	0-0	0-0
26 Mike Van Din	0-0	0-1	0-0	0-0	0-0	0-0	0-0	0-0	0-0	0-0	0-0	0-0	0-0	0-0	0-0	0-0	0-0	0-0	0-0	0-0	0-0	0-0	0-0	0-0	0-0	0-0	0-0	0-0	0-0	0-0	0-0	0-0	0-0	0-0	0-0	0-0	0-0	
36 Anton Strehn	DND	0-0	0-0	0-0	0-0	0-0	0-0	0-0	0-0	0-0	0-0	0-0	0-0	0-0	0-0	0-0	0-0	0-0	0-0	0-0	0-0	0-0	0-0	0-0	0-0	0-0	0-0	0-0	0-0	0-0	0-0	0-0	0-0	0-0	0-0	0-0	0-0	
38 John Mitchell	0-0	0-0	0-0	0-0	0-0	0-0	0-0	0-0	0-0	0-0	0-0	0-0	0-0	0-0	0-0	0-0	0-0	0-0	0-0	0-0	0-0	0-0	0-0	0-0	0-0	0-0	0-0	0-0	0-0	0-0	0-0	0-0	0-0	0-0	0-0	0-0	0-0	
41 Nicolas Kluenn	1-0	0-0	0-0	0-0	0-0	0-0	0-0	0-0	0-0	0-0	0-0	0-0	0-0	0-0	0-0	0-0	0-0	0-0	0-0	0-0	0-0	0-0	0-0	0-0	0-0	0-0	0-0	0-0	0-0	0-0	0-0	0-0	0-0	0-0	0-0	0-0	0-0	0-0
44 Ryan Hultweg	SUS	SUS	0-0	SUS	SUS	SUS	0-0	0-0	0-0	0-0	0-0	0-0	0-0	0-0	0-0	0-0	0-0	0-0	0-0	0-0	0-0	0-0	0-0	0-0	0-0	0-0	0-0	0-0	0-0	0-0	0-0	0-0	0-0	0-0	0-0	0-0	0-0	0-0
56 Jason Bibe	0-0	1-0	0-1	0-0	0-0	0-0	0-0	0-0	0-0	0-0	0-0	0-0	0-0	0-0	0-0	0-0	0-0	0-0	0-0	0-0	0-0	0-0	0-0	0-0	0-0	0-0	0-0	0-0	0-0	0-0	0-0	0-0	0-0	0-0	0-0	0-0	0-0	
77 Pavel Kulina	1-0	0-0	0-0	0-0	0-0	0-0	0-0	0-0	0-0	0-0	0-0	0-0	0-0	0-0	0-0	0-0	0-0	0-0	0-0	0-0	0-0	0-0	0-0	0-0	0-0	0-0	0-0	0-0	0-0	0-0	0-0	0-0	0-0	0-0	0-0	0-0	0-0	
80 Mike Armstrong	0-0	0-0	0-0	0-0	0-0	0-0	0-0	0-0	0-0	0-0	0-0	0-0	0-0	0-0	0-0	0-0	0-0	0-0	0-0	0-0	0-0	0-0	0-0	0-0	0-0	0-0	0-0	0-0	0-0	0-0	0-0	0-0	0-0	0-0	0-0	0-0	0-0	
84 Mikhail Grabovsk	0-0	0-0	0-0	0-0	0-0	0-0	0-0	0-0	0-0	0-0	0-0	0-0	0-0	0-0	0-0	0-0	0-0	0-0	0-0	0-0	0-0	0-0	0-0	0-0	0-0	0-0	0-0	0-0	0-0	0-0	0-0	0-0	0-0	0-0	0-0	0-0	0-0	
GOAL TENDERS	@DET	MTL	10/11	10/13	@NYR	10/17	ANA	10/21	10/23	@BOS	OTT	10/25	TBL	10/28	@NJD	10/29	ANR	11/01	@CAR	11/02	CAR	11/04	@BOS	11/06	MTL	11/08	@CGY	11/11	@EDM	11/13	@VAN	11/15	BOS	11/17	CHI	11/22		
31 Curtis Joseph	DNP	0-0	0-0	DNP	DNP	DNP	0-0	DNP	DNP	DNP	DNP	DNP	DNP	DNP	DNP	DNP	DNP	DNP	DNP	DNP	DNP	DNP	DNP	DNP	DNP	DNP	DNP	DNP	DNP	DNP	DNP	DNP	DNP	DNP	DNP	DNP	DNP	DNP
35 Veeti Toikka	W	0-0	0-0	0-0	0-0	0-0	0-0	0-0	0-0	0-0	0-0	0-0	0-0	0-0	0-0	0-0	0-0	0-0	0-0	0-0	0-0	0-0	0-0	0-0	0-0	0-0	0-0	0-0	0-0	0-0	0-0	0-0	0-0	0-0	0-0	0-0	0-0	

DND - Did not dress DNP - Did not play SUS - Suspended INJ - Injured MAR - Toronto Marlies (AHL)

* no longer with Leafs ***** entered game in shootout after overtime

Man-games lost due to injury: This quarter: 19

2008-09 PLAYER GAME-BY-GAME RESULTS



2008-09 REVIEW

#	DATE	OPPONENT	PTS	REB	AST	BLK	STL	TO	FOUL	MIN	STATUS
471	11/25	AHL @OTT	0	0	0	0	0	0	0	0	0
472	11/27	PHI	0	0	0	0	0	0	0	0	0
473	11/29	PHI	0	0	0	0	0	0	0	0	0
474	12/01	@LAK	0	0	0	0	0	0	0	0	0
475	12/02	@SJS	0	0	0	0	0	0	0	0	0
476	12/04	@PHX	0	0	0	0	0	0	0	0	0
477	12/06	WSH	0	0	0	0	0	0	0	0	0
478	12/08	NYI	0	0	0	0	0	0	0	0	0
479	12/12	@BUF	0	0	0	0	0	0	0	0	0
480	12/16	NJD	0	0	0	0	0	0	0	0	0
481	12/18	@BOS	0	0	0	0	0	0	0	0	0
482	12/20	@PIT	0	0	0	0	0	0	0	0	0
483	12/22	@ATL	0	0	0	0	0	0	0	0	0
484	12/23	DAL	0	0	0	0	0	0	0	0	0
485	12/26	@NYI	0	0	0	0	0	0	0	0	0
486	12/28	@WSH	0	0	0	0	0	0	0	0	0
487	12/30	ATL	0	0	0	0	0	0	0	0	0
488	01/01	BUF	0	0	0	0	0	0	0	0	0
489	01/03	OTT	0	0	0	0	0	0	0	0	0
490	01/06	FLA	0	0	0	0	0	0	0	0	0
491	01/08	@MTL	0	0	0	0	0	0	0	0	0
492	01/10	NYI	0	0	0	0	0	0	0	0	0
493	01/12	NYI	0	0	0	0	0	0	0	0	0
494	01/14	NYI	0	0	0	0	0	0	0	0	0
495	01/16	NYI	0	0	0	0	0	0	0	0	0
496	01/18	NYI	0	0	0	0	0	0	0	0	0
497	01/20	NYI	0	0	0	0	0	0	0	0	0
498	01/22	NYI	0	0	0	0	0	0	0	0	0
499	01/24	NYI	0	0	0	0	0	0	0	0	0
500	01/26	NYI	0	0	0	0	0	0	0	0	0
501	01/28	NYI	0	0	0	0	0	0	0	0	0
502	01/30	NYI	0	0	0	0	0	0	0	0	0
503	01/31	NYI	0	0	0	0	0	0	0	0	0
504	02/02	NYI	0	0	0	0	0	0	0	0	0
505	02/04	NYI	0	0	0	0	0	0	0	0	0
506	02/06	NYI	0	0	0	0	0	0	0	0	0
507	02/08	NYI	0	0	0	0	0	0	0	0	0
508	02/10	NYI	0	0	0	0	0	0	0	0	0
509	02/12	NYI	0	0	0	0	0	0	0	0	0
510	02/14	NYI	0	0	0	0	0	0	0	0	0
511	02/16	NYI	0	0	0	0	0	0	0	0	0
512	02/18	NYI	0	0	0	0	0	0	0	0	0
513	02/20	NYI	0	0	0	0	0	0	0	0	0
514	02/22	NYI	0	0	0	0	0	0	0	0	0
515	02/24	NYI	0	0	0	0	0	0	0	0	0
516	02/26	NYI	0	0	0	0	0	0	0	0	0
517	02/28	NYI	0	0	0	0	0	0	0	0	0
518	03/01	NYI	0	0	0	0	0	0	0	0	0
519	03/03	NYI	0	0	0	0	0	0	0	0	0
520	03/05	NYI	0	0	0	0	0	0	0	0	0
521	03/07	NYI	0	0	0	0	0	0	0	0	0
522	03/09	NYI	0	0	0	0	0	0	0	0	0
523	03/11	NYI	0	0	0	0	0	0	0	0	0
524	03/13	NYI	0	0	0	0	0	0	0	0	0
525	03/15	NYI	0	0	0	0	0	0	0	0	0
526	03/17	NYI	0	0	0	0	0	0	0	0	0
527	03/19	NYI	0	0	0	0	0	0	0	0	0
528	03/21	NYI	0	0	0	0	0	0	0	0	0
529	03/23	NYI	0	0	0	0	0	0	0	0	0
530	03/25	NYI	0	0	0	0	0	0	0	0	0
531	03/27	NYI	0	0	0	0	0	0	0	0	0
532	03/29	NYI	0	0	0	0	0	0	0	0	0
533	03/31	NYI	0	0	0	0	0	0	0	0	0
534	04/02	NYI	0	0	0	0	0	0	0	0	0
535	04/04	NYI	0	0	0	0	0	0	0	0	0
536	04/06	NYI	0	0	0	0	0	0	0	0	0
537	04/08	NYI	0	0	0	0	0	0	0	0	0
538	04/10	NYI	0	0	0	0	0	0	0	0	0
539	04/12	NYI	0	0	0	0	0	0	0	0	0
540	04/14	NYI	0	0	0	0	0	0	0	0	0
541	04/16	NYI	0	0	0	0	0	0	0	0	0
542	04/18	NYI	0	0	0	0	0	0	0	0	0
543	04/20	NYI	0	0	0	0	0	0	0	0	0
544	04/22	NYI	0	0	0	0	0	0	0	0	0
545	04/24	NYI	0	0	0	0	0	0	0	0	0
546	04/26	NYI	0	0	0	0	0	0	0	0	0
547	04/28	NYI	0	0	0	0	0	0	0	0	0
548	04/30	NYI	0	0	0	0	0	0	0	0	0
549	05/02	NYI	0	0	0	0	0	0	0	0	0
550	05/04	NYI	0	0	0	0	0	0	0	0	0
551	05/06	NYI	0	0	0	0	0	0	0	0	0
552	05/08	NYI	0	0	0	0	0	0	0	0	0
553	05/10	NYI	0	0	0	0	0	0	0	0	0
554	05/12	NYI	0	0	0	0	0	0	0	0	0
555	05/14	NYI	0	0	0	0	0	0	0	0	0
556	05/16	NYI	0	0	0	0	0	0	0	0	0
557	05/18	NYI	0	0	0	0	0	0	0	0	0
558	05/20	NYI	0	0	0	0	0	0	0	0	0
559	05/22	NYI	0	0	0	0	0	0	0	0	0
560	05/24	NYI	0	0	0	0	0	0	0	0	0
561	05/26	NYI	0	0	0	0	0	0	0	0	0
562	05/28	NYI	0	0	0	0	0	0	0	0	0
563	05/30	NYI	0	0	0	0	0	0	0	0	0
564	05/31	NYI	0	0	0	0	0	0	0	0	0

#	DATE	OPPONENT	PTS	REB	AST	BLK	STL	TO	FOUL	MIN	STATUS
621	11/25	AHL	0	0	0	0	0	0	0	0	0
622	11/27	@OTT	0	0	0	0	0	0	0	0	0
623	11/29	PHI	0	0	0	0	0	0	0	0	0
624	12/01	@LAK	0	0	0	0	0	0	0	0	0
625	12/02	@SJS	0	0	0	0	0	0	0	0	0
626	12/04	@PHX	0	0	0	0	0	0	0	0	0
627	12/06	WSH	0	0	0	0	0	0	0	0	0
628	12/08	NYI	0	0	0	0	0	0	0	0	0
629	12/12	@BUF	0	0	0	0	0	0	0	0	0
630	12/16	NJD	0	0	0	0	0	0	0	0	0
631	12/18	@BOS	0	0	0	0	0	0	0	0	0
632	12/20	@PIT	0	0	0	0	0	0	0	0	0
633	12/22	@ATL	0	0	0	0	0	0	0	0	0
634	12/23	DAL	0	0	0	0	0	0	0	0	0
635	12/26	@NYI	0	0	0	0	0	0	0	0	0
636	12/28	@WSH	0	0	0	0	0	0	0	0	0
637	12/30	ATL	0	0	0	0	0	0	0	0	0
638	01/01	BUF	0	0	0	0	0	0	0	0	0
639	01/03	OTT	0	0	0	0	0	0	0	0	0
640	01/06	FLA	0	0	0	0	0	0	0	0	0
641	01/08	@MTL	0	0	0	0	0	0	0	0	0
642	01/10	NYI	0	0	0	0	0	0	0	0	0
643	01/12	NYI	0	0	0	0	0	0	0	0	0
644	01/14	NYI	0	0	0	0	0	0	0	0	0
645	01/16	NYI	0	0	0	0	0	0	0	0	0
646	01/18	NYI	0	0	0	0	0	0	0	0	0
647	01/20	NYI	0	0	0	0	0	0	0	0	0
648	01/22	NYI	0	0	0	0	0	0	0	0	0
649	01/24	NYI	0	0	0	0	0	0	0	0	0
650	01/26	NYI	0	0	0	0	0	0	0	0	0
651	01/28	NYI	0	0	0	0	0	0	0	0	0
652	01/30	NYI	0	0	0	0	0	0	0	0	0
653	01/31	NYI	0	0	0	0	0	0	0	0	0
654	02/02	NYI	0	0	0	0	0	0	0	0	0
655	02/04	NYI	0	0	0	0	0	0	0	0	0
656	02/06	NYI	0	0	0	0	0	0	0	0	0
657	02/08	NYI	0	0	0	0	0	0	0	0	0
658	02/10	NYI	0	0	0	0	0	0	0	0	0
659	02/12	NYI	0	0	0	0	0	0	0	0	0
660	02/14	NYI	0	0	0	0	0	0	0	0	0
661	02/16	NYI	0	0	0	0	0	0	0	0	0
662	02/18	NYI	0	0	0	0	0	0	0	0	0
663	02/20	NYI	0	0	0	0	0	0	0	0	0
664	02/22	NYI	0	0	0	0	0	0	0	0	0
665	02/24	NYI	0	0	0	0	0	0	0	0	0
666	02/26	NYI	0	0	0	0	0	0	0	0	0
667	02/28	NYI	0	0	0	0	0	0	0	0	0
668	03/01	NYI	0	0	0	0	0	0	0	0	0
669	03/03	NYI	0	0							

2008-09 PLAYER GAME-BY-GAME RESULTS

	#42	#43	#44	#45	#46	#47	#48	#49	#50	#51	#52	#53	#54	#55	#56	#57	#58	#59	#60	#61
SKATERS	01/10 @PHI	01/13 NSH	01/15 @CAR	01/16 @ATL	01/19 CAR	01/21 BOS	01/27 @MIN	01/29 @COL	01/31 PIT	02/03 FLA	02/04 @BUF	02/07 @MTL	02/10 @FLA	02/12 @TBL	02/14 PT	02/17 BUF	02/19 CBI	02/21 VAN	02/22 @NVR	02/25 NVR
2 Ules Schen	0-0	0-0	0-1	0-0	0-0	0-0	0-0	0-0	0-1	0-0	0-0	1-0	0-0	0-1	0-0	0-0	0-0	0-0	0-0	0-0
4 Jeff Frigo	0-0	0-0	0-0	0-0	0-0	0-0	0-0	0-0	0-0	0-0	0-0	0-0	0-0	0-1	0-0	0-0	0-0	0-0	0-0	0-0
7 Ian White	0-0	0-0	0-0	0-0	0-0	0-0	0-1	0-2	1-0	0-0	0-0	0-0	0-0	0-1	0-0	0-0	0-1	1-0	1-0	0-0
9 Niklas Hagman	0-0	0-0	1-0	1-0	0-0	0-0	0-0	0-2	0-0	1-0	0-0	0-2	2-0	1-1	0-0	0-1	0-0	0-0	1-0	1-0
10 Brent May	0-0	0-0	0-0	0-0	0-0	0-0	0-0	0-0	0-0	0-0	0-0	0-0	0-0	0-0	0-0	0-0	0-0	0-0	0-0	0-0
11 Jeff Tully	0-0	0-0	0-0	0-0	0-0	0-0	0-0	0-0	0-0	0-0	0-0	0-0	0-0	0-0	0-0	0-0	0-0	0-0	0-0	0-0
12 Lee Stempniak	0-0	0-0	0-0	0-0	0-0	0-0	0-0	0-0	0-0	0-0	0-0	0-0	0-0	0-0	0-0	0-0	0-0	0-0	0-0	0-0
14 Matt Stajan	0-1	0-0	0-0	0-0	0-0	0-0	0-0	0-0	0-1	0-0	0-0	0-0	0-1	0-0	1-2	0-0	0-1	1-0	0-0	0-0
15 Tomas Kaberle	0-0	0-0	1-1	0-1	0-0	0-0	0-0	0-1	0-0	0-0	0-0	0-0	0-0	0-0	0-0	0-0	0-0	0-0	0-0	0-0
16 Jeremy Williams	0-0	0-0	0-0	0-0	0-0	0-0	0-0	0-0	0-0	0-0	0-0	0-0	0-0	0-0	0-0	0-0	0-0	0-0	0-0	0-0
18 Dominic Moore	0-0	0-0	0-0	0-0	0-0	0-0	0-0	0-0	0-0	0-0	0-0	0-0	0-0	0-0	0-0	0-0	0-0	0-0	0-0	0-0
19 Jamal Mayers	0-0	0-0	0-0	0-0	0-0	0-0	0-0	0-0	0-0	0-0	0-0	0-0	0-0	0-0	0-0	0-0	0-0	0-0	0-0	0-0
21 Boyd Devereaux	0-0	0-0	0-0	0-0	0-0	0-0	0-0	0-0	0-0	0-0	0-0	0-0	0-0	0-0	0-0	0-0	0-0	0-0	0-0	0-0
22 Jesse Prosenkevich	1-0	0-0	0-0	0-0	0-0	0-0	0-0	0-2	1-0	1-0	0-0	0-0	0-1	0-0	1-1	0-0	0-2	0-0	0-0	0-0
24 Jonas Frognar	0-0	0-0	0-0	0-0	0-0	0-0	0-0	0-0	0-0	0-0	0-0	0-0	0-0	0-1	0-0	0-0	0-0	0-0	0-0	0-0
25 Mike Vanlin	0-0	0-0	0-0	0-0	0-0	0-0	0-0	0-0	0-0	0-0	0-0	0-1	0-0	0-0	0-0	0-0	0-0	0-0	0-0	0-0
36 Anton Stenman	0-0	0-0	0-0	0-0	0-0	0-0	0-0	0-0	0-0	0-0	0-0	0-0	0-0	0-0	0-0	0-0	0-0	0-0	0-0	0-0
38 John Mitchell	0-0	0-0	0-0	0-0	0-0	0-0	0-0	0-0	0-0	0-0	0-0	0-0	0-0	0-0	0-0	0-0	0-0	0-0	0-0	0-0
41 Niclas Kultima	0-0	0-0	0-0	0-0	0-0	0-0	0-0	0-0	0-0	0-0	0-0	0-0	0-0	0-0	0-0	0-0	0-0	0-0	0-0	0-0
44 Ryan Holweg	0-0	0-0	0-0	0-0	0-0	0-0	0-0	0-0	0-0	0-0	0-0	0-0	0-0	0-0	0-0	0-0	0-0	0-0	0-0	0-0
54 Kris Newbury	0-0	0-0	0-0	0-0	0-0	0-0	0-0	0-0	0-0	0-0	0-0	0-0	0-0	0-0	0-0	0-0	0-0	0-0	0-0	0-0
55 Jason Biele	0-0	0-0	0-2	0-0	0-0	0-0	1-0	1-2	1-1	0-1	0-0	2-0	0-2	0-0	2-0	0-1	0-1	1-0	0-0	0-0
56 Andre Deveaux	0-0	0-0	0-0	0-0	0-0	0-0	0-0	0-0	0-0	0-0	0-0	0-0	0-0	0-0	0-0	0-0	0-0	0-0	0-0	0-0
59 James Sirois	0-0	0-0	0-0	0-0	0-0	0-0	0-0	0-0	0-0	0-0	0-0	0-0	0-0	0-0	0-0	0-0	0-0	0-0	0-0	0-0
77 Pavel Kubina	0-0	0-0	0-1	0-1	0-0	0-0	0-0	0-0	0-2	0-0	0-0	0-1	0-1	0-1	0-0	1-0	0-1	0-1	0-3	0-0
80 Mike Armstrong	0-1	0-0	0-1	0-1	0-0	0-0	0-0	0-0	1-0	1-0	0-0	0-0	1-0	0-0	1-2	0-0	2-0	0-0	0-0	0-0
84 Mikael Grabovski	0-0	0-0	0-0	0-1	0-0	0-0	0-0	1-1	0-0	0-0	0-0	0-0	0-0	0-1	0-0	0-0	0-0	0-0	0-0	0-0

	#42	#43	#44	#45	#46	#47	#48	#49	#50	#51	#52	#53	#54	#55	#56	#57	#58	#59	#60	#61
GOAL TENDERS	01/10 @PHI	01/13 NSH	01/15 @CAR	01/16 @ATL	01/19 CAR	01/21 BOS	01/27 @MIN	01/29 @COL	01/31 PIT	02/03 FLA	02/04 @BUF	02/07 @MTL	02/10 @FLA	02/12 @TBL	02/14 PT	02/17 BUF	02/19 CBI	02/21 VAN	02/22 @NVR	02/25 NVR
29 Justin Pogge	MAR	MAR	MAR	MAR	MAR	MAR	MAR	MAR	MAR	MAR	MAR	MAR	MAR	MAR	MAR	MAR	MAR	MAR	MAR	MAR
31 Curtis Joseph	DNP	DNP	DNP	DNP	DNP	DNP	DNP	DNP	DNP	DNP	DNP	DNP	DNP	DNP	DNP	DNP	DNP	DNP	DNP	DNP
35 Veas Toshala	26/29	21/23	28/62	34/38	33/24	27/30	16/20	22/26	27/31	46/4	33/38	31/63	5/6	9/12	25/27	35/37	35/37	35/37	38/41	31/32
	35A	26A	46A	46A	26A	36A	46A	46A	46A	46A	26A	26A	56A	46A	26A	46A	36A	26A	26A	16A

DNP - Did not dress DNP - Did not play SUS - Suspended INJ - Injured MAR - Toronto Marlies (AHL)
Man-games lost due to injury: This quarter: 47

2008-09 PLAYER GAME-BY-GAME RESULTS



#62	#63	#64	#65	#66	#67	#68	#69	#70	#71	#72	#73	#74	#75	#76	#77	#78	#79	#80	#81	#82
SKATERS	03/28 @OTT	03/03 NJD	03/05 @WSH	03/10 EDM	03/10 @OTT	03/09 NYI	03/12 TBL	03/14 CGY	03/17 @TBL	03/19 @FLA	03/21 @MTL	03/24 WSH	03/27 @BUF	03/28 BOS	04/01 PHI	04/03 @PHI	04/04 MTL	04/07 @NJ	04/08 BUF	04/11 OTT
2 Lee Schom	00	00	00	00	00	00	01	02	00	00	01	00	00	00	01	1-1	00	01	00	00
4 Jeff Finger	00	00	00	00	00	00	00	00	00	00	00	00	00	00	00	00	00	00	00	00
7 Jim White	02	01	00	00	00	00	00	00	00	00	00	00	00	00	00	00	00	00	00	00
9 Mikea Bergman	01	00	00	00	00	00	00	00	00	00	00	00	00	00	00	00	00	00	00	00
10 Brad May	00	00	00	00	00	00	00	00	00	00	00	00	00	00	00	00	00	00	00	00
12 Lee Stenmark	00	00	00	00	00	00	00	00	00	00	00	00	00	00	00	00	00	00	00	00
14 Matt Stajan	01	01	01	00	00	00	00	02	01	00	00	00	00	00	00	00	00	00	00	00
15 Tomáš Kaberle	01	01	01	00	00	00	00	00	00	00	00	00	00	00	00	00	00	00	00	00
19 Dominic Moore	1-0	0-1	DND	00	00	00	00	00	00	00	00	00	00	00	00	00	00	00	00	00
20 Christian Hanson	00	00	00	00	00	00	00	00	00	00	00	00	00	00	00	00	00	00	00	00
21 James Hayes	00	1-0	00	00	00	00	00	00	00	00	00	00	00	00	00	00	00	00	00	00
22 Boyd Devereaux	00	00	00	00	00	00	00	00	00	00	00	00	00	00	00	00	00	00	00	00
23 Jesse Benavides	00	00	00	00	00	00	00	00	00	00	00	00	00	00	00	00	00	00	00	00
24 James Frigan	01	00	00	00	00	00	00	00	00	00	00	00	00	00	00	00	00	00	00	00
25 Ben Oduro	MAR	MAR	00	00	00	00	00	00	00	00	00	00	00	MAR	MAR	MAR	MAR	MAR	MAR	MAR
26 Mike Van Ryn	00	0-1	00	00	00	00	00	00	00	00	00	00	00	00	00	00	00	00	00	00
36 James Stralman	00	MAR	MAR	MAR	00	00	00	00	00	00	00	00	00	00	00	00	00	00	00	00
39 Sam McNeill	00	0-1	2-0	01	00	00	00	00	00	00	00	00	00	00	00	00	00	00	00	00
40 Phil Desrosier	MAR	MAR	MAR	MAR	00	00	00	00	00	00	00	00	00	00	00	00	00	00	00	00
41 Kevin Kuhn	1-0	00	00	00	00	00	00	00	00	00	00	00	00	00	00	00	00	00	00	00
42 Tim Stapleton	00	1-0	00	MAR	MAR	MAR	MAR	MAR	MAR	MAR	MAR	MAR	MAR	MAR	MAR	MAR	MAR	MAR	MAR	MAR
43 Jay Harrison	SWI	SWI	SWI	SWI	SWI	SWI	SWI	SWI	SWI	SWI	SWI	SWI	SWI	SWI	SWI	SWI	SWI	SWI	SWI	SWI
51 Jeff Hamilton	CHI-A	CHI-A	0-1	00	00	00	00	00	00	00	00	00	00	00	00	00	00	00	00	00
55 Jason Bole	02	0-1	00	00	00	00	00	00	00	00	00	00	00	00	00	00	00	00	00	00
56 Andrei Desaux	MAR	MAR	MAR	MAR	MAR	MAR	MAR	MAR	MAR	MAR	MAR	MAR	MAR	MAR	MAR	MAR	MAR	MAR	MAR	MAR
59 James Steig	00	MAR	MAR	MAR	MAR	MAR	MAR	MAR	MAR	MAR	MAR	MAR	MAR	MAR	MAR	MAR	MAR	MAR	MAR	MAR
77 Pavel Kubina	1-0	2-0	0-1	1-0	00	00	00	00	00	00	00	00	00	00	00	00	00	00	00	00
80 Nik Antropov	1-0	0-1	DND	NJR	NJR	NJR	NJR	NJR	NJR	NJR	NJR	NJR	NJR	NJR	NJR	NJR	NJR	NJR	NJR	NJR
84 Mikael Gaboski	01	0-1	00	00	00	00	00	00	00	00	00	00	00	00	00	00	00	00	00	00

#83	#84	#85	#86	#87	#88	#89	#90	#91	#92	#93	#94	#95	#96	#97	#98	#99	#100	#101	#102	#103
GOALTENDERS	MAR	MAR	MAR	MAR	MAR	MAR	MAR	MAR	MAR	MAR	MAR	MAR	MAR	MAR	MAR	MAR	MAR	MAR	MAR	MAR
1 Justin Pogge	MAR	MAR	MAR	MAR	MAR	MAR	MAR	MAR	MAR	MAR	MAR	MAR	MAR	MAR	MAR	MAR	MAR	MAR	MAR	MAR
29 Martin Guber	BNG-A	BNG-A	BNG-A	WOT1	WOT1	WOT1	WOT1	WOT1	WOT1	WOT1	WOT1	WOT1	WOT1	WOT1	WOT1	WOT1	WOT1	WOT1	WOT1	WOT1
31 Curtis Joseph	DNP	DNP	DNP	DNP	DNP	DNP	DNP	DNP	DNP	DNP	DNP	DNP	DNP	DNP	DNP	DNP	DNP	DNP	DNP	DNP
35 Vesa Toskala	4CA	DNP	3CA	3CA	3CA	3CA	3CA	3CA	3CA	3CA	3CA	3CA	3CA	3CA	3CA	3CA	3CA	3CA	3CA	3CA

DND - Did not dress DND-P - Did not dress - Personal DNP - Did not play INJ - Injured SUS - Suspended * no longer with Leafs
 BNG-A - Birmingham Senators (AHL) CHI-A - Chicago Wolves (AHL) MAR - Toronto Marlies (AHL) NYR - Buffalo Sabres (NHL) NYR - New York Rangers (NHL) SWI - Zug - Swiss Elite League UND - University of Notre Dame
Man-games lost due to injury: This quarter: 81

2008-09 REGULAR SEASON SCORING

POS	NO	PLAYER	GP	AVG TOI	G	A	PTS	+/-	PIM	PP	SH	GW	S	PCTG	
L	55	JASON BLAKE	78	18:20	25	38	63	2-	40	5	1	5	302	8.3	
L	23	ALEXEI PONIKAROVSKY	82	15:47	23	38	61	6	38	5	0	3	185	12.4	
C	14	MATTHEW STAJAN	76	16:55	15	40	55	4-	54	5	1	1	114	13.2	
C	84	*MIKHAIL GRABOVSKI	78	16:13	20	8	48	8-	92	6	0	2	120	16.7	
R	12	LEE STEMPNIAK	75	16:32	14	30	44	12-	33	3	0	1	171	8.2	
R	9	NIKLAS HAGMAN	65	17:04	22	20	42	5-	4	6	0	3	168	13.1	
D	77	PAVEL KUBINA	82	22:03	14	26	40	15-	94	9	0	4	184	7.6	
L	41	*NIKOLAI KULEMIN	73	13:48	15	16	31	8-	18	2	0	1	129	11.6	
D	15	TOMAS KABERLE	57	23:27	4	27	31	8-	8	3	0	1	93	4.3	
C	39	*JOHN MITCHELL	76	13:48	12	17	29	16-	33	2	0	0	98	12.2	
D	7	IAN WHITE	71	22:50	10	16	26	6	57	2	0	2	158	6.3	
D	4	JEFF FINGER	66	20:29	6	17	23	7-	43	0	0	0	68	8.8	
R	21	JAMAL MAYERS	71	10:32	7	9	16	7-	82	0	0	1	72	9.7	
D	2	*LUKE SCHENN	70	21:32	2	12	14	12-	71	1	0	0	102	2.0	
D	36	ANTON STRALMAN	38	15:34	1	12	13	2-	20	0	0	1	43	2.3	
C	22	BOYD DEVEREAUX	23	13:41	6	5	11	3	2	0	3	0	41	14.6	
D	26	MIKE VAN RYN	27	19:37	3	8	11	2	14	2	0	0	53	5.7	
R	18	*JEREMY WILLIAMS	11	13:26	5	2	7	2	2	0	0	0	21	23.8	
D	24	JONAS FROGREN	41	13:26	1	6	7	0	28	0	0	0	12	8.3	
L	10	BRAD MAY	58	7:15	1	6	7	0	89	0	0	0	2	3.1	
R	51	JEFFREY HAMILTON	15	12:57	3	3	6	2	4	0	0	1	30	10.0	
L	11	JIRI TLUSTY	14	12:42	0	4	4	0	0	0	0	0	22	.0	
C	20	*CHRISTIAN HANSON	5	16:19	1	1	2	1-	2	0	0	0	9	11.1	
D	40	*PHIL ORESKOVIC	10	16:13	1	1	2	2-	21	0	0	0	12	8.3	
D	59	*JAIME SIFERS	23	12:49	0	2	2	4-	18	0	0	0	25	.0	
L	44	RYAN HOLLWEG	25	6:27	0	2	2	7-	38	0	0	0	12	.0	
C	42	TIM STAPLETON	4	15:05	1	0	1	3-	0	0	0	0	9	11.1	
D	43	*JAY HARRISON	7	17:15	0	1	1	2-	10	0	0	0	6	.0	
R	56	*ANDRE DEVEAUX	21	7:14	0	1	1	3-	75	0	0	0	15	.0	
G	29	MARTIN GERBER	26	59:24	0	1	1	0	16	0	0	0	0	.0	
C	54	KRIS NEWBURY	1	4:55	0	0	0	0	2	0	0	0	0	.0	
G	1	*JUSTIN POGGE	7	53:06	0	0	0	0	0	0	0	0	0	.0	
R	25	BENJAMIN ONDRUS	11	9:27	0	0	0	4-	34	0	0	0	2	.0	
G	31	CURTIS JOSEPH	21	40:02	0	0	0	0	0	0	0	0	0	.0	
G	35	VESA TOSKALA	53	57:40	0	0	0	0	2	0	0	0	0	.0	
NO	GOALTENDER	GPI	MINS	AVG	W	L	OT	EN	SO	GA	SA	SV %	G	A	PIM
29	MARTIN GERBER	12	706	3.23	6	5	0	1	0	38	402	.905	0	0	10
35	VESA TOSKALA	53	3056	3.26	22	17	11	3	1	166	1518	.891	0	0	2
31	CURTIS JOSEPH	21	841	3.57	5	9	1	1	0	50	383	.869	0	0	0
1	*JUSTIN POGGE	7	372	4.35	1	4	1	0	0	27	173	.844	0	0	0
GOALTENDING TOTALS		82	5006	3.43	34	35	13	5	1	286	2481	.885			

*denotes rookie

2008-09 TRANSACTIONS



- July 1** Signed **Jeff Finger** to a four-year contract.
Signed **Niklas Hagman** to a four-year contract.
Signed **Curtis Joseph** to a one-year contract.
- 3** Acquired **Mikhail Grabovski** from Montreal in exchange for Toronto's second-round pick in 2010 and the rights to **Greg Pateryn**.
Signed **Dominic Moore** to a one-year contract, **John Mitchell** to a two-year contract, and **Greg Scott** to a three-year entry level contract.
- 4** Signed **Mikhail Grabovski** to a one-year contract.
- 7** Signed **Matt Stajan** to a two-year contract.
- 8** Named **Joe Nieuwendyk** special assistant to the general manager.
- 14** Acquired **Ryan Hollweg** from the New York Rangers in exchange for Pittsburgh's fifth-round pick in 2009 (later traded back to Pittsburgh-Andy Bathgate).
- 15** Signed **Ben Ondrus**, **Alex Foster**, **Jaime Sifers** and **Richard Petiot** to one-year contracts.
- 22** Named **Tim Hunter** and **Rob Zettler** to coaching staff to join **Keith Acton** as assistant coaches.
- Aug. 7** Appointed **Doug Gilmour** assistant coach of the Toronto Marlies (AHL).
- Sept. 2** Acquired **Mike Van Ryn** from Florida in exchange for **Bryan McCabe** and Toronto's fourth-round pick in 2010.
- 9** Named **Jeff Jackson** general manager of the Toronto Marlies (AHL).
Named **Corey Hirsch** goaltending coach.
Named **Graeme Townshend** skating coach.
Named **Tom Watt** a pro scout.
- 24** The following players were returned to their junior clubs: **Joel Champagne** (Chicoutimi – QMJHL), **Dale Mitchell** (Windsor – OHL) and **Mikhail Stefanovich** (Quebec – QMJHL).
- 26** The following players were assigned to the Toronto Marlies (AHL): **Brent Aubin**, **Darryl Boyce**, **Stefano Giliati**, **Kyle Rogers**, **Dan Rudisuela**, **Greg Scott**, **Tim Stapleton**, **Scott Langdon**, **Phil Oreskovic**, **Juha Uotila**, **Adam Munro**, **Michael Ouzas**, **James Reimer** and **Jeremy Williams**.
- 29** The following players were assigned to the Toronto Marlies (AHL): **Bates Battaglia**, **Josef Boumedienne**, **Andre Deveaux**, **Alex Foster**, **Kris Newbury** and **Ben Ondrus**. Recalled **Kyle Rogers** from the Toronto Marlies (AHL) and returned **Chris DiDomenico** to Saint John (QMJHL).
- Oct. 5** The following players were assigned to the Toronto Marlies (AHL): **Robbie Earl**, **Richard Petiot**, **Justin Pogge**, **Kyle Rogers** and **Jaime Sifers**.
- 7** Signed **Luke Schenn** to a three-year entry level contract.
- 8** Assigned **Mark Bell**, **Boyd Devereaux** and **Staffan Kronwall** to the Toronto Marlies (AHL).
- 25** Assigned **Jiri Tlustý** to the Toronto Marlies (AHL).
- Nov. 4** Assigned **Jiri Tlustý** to the Toronto Marlies (AHL).
- 7** Recalled **Jiri Tlustý** from the Toronto Marlies (AHL).
- 17** **Doug Gilmour** leaves Toronto Marlies (AHL) and joins the Kingston Frontenacs (OHL) as head coach.
- 24** Acquired **Lee Stempniak** from St. Louis in exchange for Carlo Colaiacovo and Alex Steen.
- 26** Recalled **Andre Deveaux** from the Toronto Marlies (AHL).
- 29** Named **Brian Burke** president and general manager of the Toronto Maple Leafs.
- 30** Recalled **Jaime Sifers** from the Toronto Marlies (AHL).
- Dec. 6** Named **David Nonis** senior vice president of hockey operations.
Assigned **Jaime Sifers** to the Toronto Marlies (AHL).
- 7** Recalled **Jaime Sifers** and **Jeremy Williams** from the Toronto Marlies (AHL).
- 14** Assigned **Anton Stralman** to the Toronto Marlies (AHL).
- 21** Recalled **Justin Pogge** from the Toronto Marlies (AHL).
- 28** Assigned **Justin Pogge** to the Toronto Marlies (AHL).
- 31** Recalled **Jiri Tlustý** from the Toronto Marlies (AHL).
- Jan. 1** Assigned **Jiri Tlustý** to the Toronto Marlies (AHL).
- 3** Recalled **Kris Newbury** from the Toronto Marlies (AHL).
- 6** Assigned **Kris Newbury** to the Toronto Marlies (AHL).
- 7** Assigned **Nikolai Kulemin** to the Toronto Marlies (AHL).
Acquired **Brad May** from Anaheim in exchange for a conditional sixth-round pick in 2010.
- 11** Recalled **Nikolai Kulemin** from the Toronto Marlies (AHL).
- 13** Recalled **Jiri Tlustý** from the Toronto Marlies (AHL).
- 14** Recalled **Anton Stralman** from the Toronto Marlies (AHL).
- Assigned **Jaime Sifers** to the Toronto Marlies (AHL).
- 20** Reassigned **Josef Boumedienne** from the Toronto Marlies (AHL) to Oulun Karpat (Finnish Elite League).
- 21** Assigned **Jiri Tlustý** to the Toronto Marlies (AHL).
Acquired **Ryan Hamilton** from Minnesota in exchange for **Robbie Earl**.
- 23** Assigned **Nikolai Kulemin** and **Anton Stralman** to the Toronto Marlies (AHL).
- 26** Recalled **Justin Pogge** and **Nikolai Kulemin** from the Toronto Marlies (AHL).
- 28** Assigned **Justin Pogge** to the Toronto Marlies (AHL).
- 31** Recalled **Anton Stralman** from the Toronto Marlies (AHL).

- Feb. 3 Assigned **Andre Deveaux** to the Toronto Marlies (AHL).
4 Assigned **Jonas Frogren** to the Toronto Marlies (AHL).
Recalled **Justin Pogge** from the Toronto Marlies (AHL).
5 Assigned **Justin Pogge** to the Toronto Marlies (AHL).
Recalled **Jonas Frogren** from the Toronto Marlies (AHL).
7 Assigned **Anton Stralman** to the Toronto Marlies (AHL).
9 Recalled **Jaime Sifers** from the Toronto Marlies (AHL).
13 Assigned **Jeremy Williams** to the Toronto Marlies (AHL).
14 Assigned **Ryan Hollweg** to the Toronto Marlies (AHL).
Recalled **Boyd Devereaux** from the Toronto Marlies (AHL).
16 Recalled **Justin Pogge** from the Toronto Marlies (AHL).
20 Assigned **Justin Pogge** to the Toronto Marlies (AHL).
26 Recalled **Tim Stapleton** and **Anton Stralman** from the Toronto Marlies (AHL).
Assigned **Anton Stralman** and **Jaime Sifers** to the Toronto Marlies (AHL).
- Mar. 4 Acquired a 2009 second round draft pick (**Kenny Ryan**) and a conditional draft pick from the New York Rangers in exchange for Nik Antropov. Acquired Carolina's second round draft pick in 2009 (previously acquired) from the Buffalo Sabres (**Jesse Blacker**) in exchange for Dominic Moore. Acquired **Olaf Kolzig**, **Jamie Heward**, **Andy Rogers** and a fourth round draft pick in 2009 from the Tampa Bay Lightning for Richard Petiot.
5 Recalled **Ben Ondrus** from the Toronto Marlies (AHL).
Signed free agent **Jeff Hamilton** to a contract for the remainder of the season.
8 Recalled **Anton Stralman** and **Phil Oreskovic** from the Toronto Marlies (AHL).
14 Signed **Chris DiDomenico** to a three-year entry level contract.
18 Recalled **Andre Deveaux** from the Toronto Marlies (AHL).
20 Assigned **Andre Deveaux** to the Toronto Marlies (AHL).
27 Recalled **Justin Pogge** from the Toronto Marlies (AHL).
Signed free agent **Jay Harrison** to contract for the remainder of the season.
28 Assigned **Anton Stralman** and **Ben Ondrus** to the Toronto Marlies (AHL).
29 Assigned **Phil Oreskovic** and **Justin Pogge** to the Toronto Marlies (AHL).
31 Signed free agent **Christian Hanson** to a two-year entry level contract.
- Apr. 1 Recalled **Justin Pogge** from the Toronto Marlies (AHL).
2 Assigned **Justin Pogge** from the Toronto Marlies (AHL).
3 Signed free agent **Tyler Bozak** to a two-year entry level contract.
11 Recalled **Tim Stapleton** from the Toronto Marlies (AHL).
12 Assigned **Tim Stapleton** to the Toronto Marlies (AHL).
13 Assigned **Jonas Frogren** to the Toronto Marlies (AHL).
14 Signed free agent **Robert Slaney** to a three-year entry level contract.
Signed **Victor Stalberg** to a two-year entry level contract. Stalberg assigned to the Toronto Marlies (AHL).
- Jun. 2 Signed **Mikhail Stefanovich**, **Carl Gunnarsson** and **Juraj Mikus** to entry level contracts.
10 Named **Francois Allaire** goaltending consultant.
- Jul. 1 Signed **Mike Komisarek** to a five-year contract.
Signed **Colton Orr** to a four-year contract.
Acquired **Garnet Exelby** and **Colin Stuart** from Atlanta in exchange for Pavel Kubina and Tim Stapleton.
2 Signed **Mikhail Grabovski** to a three-year contract extension.
6 Signed **Nazem Kadri** to a three-year entry level contract.
Signed **Francois Beauchemin** to three-year contract.
Signed **Ben Ondrus** and **Ryan Hamilton** to one year contract extensions.
Signed **Jay Rosehill** to a two-year contract.
Signed **Tim Brent** to a one-year contract.
Signed **Richard Greenop** to a three-year entry level contract.
Signed **Jonas Gustavsson** to a one-year contract.
10 Signed **Rickard Wallin** to a one-year contract.
22 Re-signed **Darryl Boyce** (two-year contract) and **Alex Foster** (one-year contract).
23 Named **Dave Poulin** vice-president of hockey operations.
27 Acquired **Wayne Primeau** and Calgary's second round draft pick in 2011 in exchange for Anton Stralman, Colin Stuart and Toronto's seventh round draft pick in 2012.
- Aug. 4 Named **Dallas Eakins** head coach of the Toronto Marlies (AHL).
10 Acquired a conditional draft pick in 2011 from Anaheim in exchange for Justin Pogge.
Signed **Joey MacDonald** to a one-year contract.
21 Named **Gord Dineen** & **Derek King** assistant coaches of the Toronto Marlies (AHL).
- Sep. 6 Reacquired 2nd round draft pick in 2010 from Chicago in exchange for a 2nd round draft pick and 3rd round draft pick in 2011.

2008-09 INDIVIDUAL RECORDS

The Most	HOME	ROAD
Most points, game:	4, Ponikarovskiy, 03/14 vs. CGY	5, Blake, 01/15 at CAR
Most points, period:	3, Mitchell, 11/01 vs. NYR (3rd)	3, Stajan, 11/13 at EDM (2nd)
Most goals, game:	3, Devereaux, 04/11 vs. OTT	3, Blake, 01/15 at CAR
Most goals, period:	2(3x), Mitchell, 03/03 vs. NJD (3rd)	2(6x), Ponikarovskiy, 03/21 at MTL (2nd)
Most assists, game:	4, Ponikarovskiy, 03/14 vs. CGY	3(6x), Stempniak/Kubina, 02/22 at NYR
Most assists period:	2(8x), several players	3, Stajan, 11/13 at EDM (2nd)
Most shots, game:	9, Antropov, 02/14 vs. PIT	8(3x), Blake, 02/07 at MTL
Most powerplay goals, game:	2, Hagman, 11/08 vs. MTL	1(35x), several players
Most powerplay goals, period:	1(27x), several players	1(35x), several players
Most PIM, game:	15, Hollweg, 10/13 vs. STL	32, Grabovski, 01/08 at MTL
Most PIM, period:	15, Hollweg, 10/13 vs. STL (2nd per)	20, Grabovski, 01/08 at MTL (3rd)
Most multiple point games (overall):	Ponikarovskiy-8, Blake-7, Antropov-6, Moore-6, Mitchell-5, Grabovski-5, Stajan-5, Hagman-4, Stempniak-3, Kaberle-2, Kubina-2, Finger-2, Kulemin-1, Williams-1, Frogren-1, Schenn-1, Devereaux-1	Blake-8, Hagman-7, Ponikarovskiy-7, Stajan-6, Moore-5, Kaberle-4, Kubina-4, Grabovski-4, Kulemin-4, Antropov-3, Stempniak-2, White-2, Finger-1, Williams-1, Tlusty-1, Devereaux-1, Schenn-1, Mayers-1
Most multiple goal games (overall):	Antropov-2, Mitchell-2, Grabovski-2, Hagman-2, Blake-1, Ponikarovskiy-1, Devereaux-1	Stajan-2, Blake-2, Ponikarovskiy-2, Grabovski-1, Moore-1, Hagman-1, Stempniak-1, Kubina-1
Most multiple assist games (overall):	Moore-4, Stajan-4, Antropov-3, Ponikarovskiy-3, Kaberle-2, Finger-2, Blake-2, Grabovski-2, Kulemin-1, Frogren-1, Mitchell-1, Kubina-1, Schenn-1, Stempniak-1	Blake-6, Kulemin-4, Moore-3, Ponikarovskiy-3, Kaberle-3, Stajan-2, Hagman-2, White-2, Grabovski-2, Antropov-2, Finger-1, Tlusty-1, Kubina-1, Stempniak-1

The Fastest	HOME	ROAD
Fastest goal, start of game:	1:59, 1st per., Mayers, 04/01 vs. PHI	0:59, 1st per., Ponikarovskiy, 12/22 at ATL
Fastest goal against, start of game:	1:49, 1st per., Rupp, 12/16 vs. NJD	0:36, 1st per., Sturm, 12/18 at BOS
Fastest goal, start of period:	0:33, OT., Kubina, 12/30 vs. ATL	0:41, 3rd per., Ponikarovskiy, 01/10 at PHI
Fastest goal against, start of period:	0:33, 2nd per., Boyes, 10/13 vs. STL	0:25, 2nd per., D'Agostini, 02/07 at MTL
Fastest two goals:	0:19, 3rd per., Blake, 02/14 vs. PIT	1:18, 1st per., Stajan, 10/29 at NJD

The Longest (Individual)

Longest goal streak (home):	3 games, Grabovski (11/04 - 11/22), Antropov (11/25 - 12/06) Antropov (01/31 - 02/14), Ponikarovskiy (01/31 - 02/14)
Longest assist streak (road):	3 games, Ponikarovskiy (12/18 - 12/22), Hagman (02/10 - 02/22) Kubina (02/26 - 03/05), Kulemin (03/21 - 04/03)
Longest assist streak (overall):	4 games, Grabovski (11/02 - 11/08), Blake (01/21 - 01/31)
Longest point streak (home):	7 games, Antropov (10/13 - 11/08), Blake (01/21 - 02/21)
Longest point streak (road):	7 games, Kubina (02/07 - 03/05)
Longest point streak (overall):	6 games, Kubina (10/29 - 11/08), Grabovski (11/02 - 11/15)
Longest winning streak, goaltender (home):	2 games, Toskala (12/08 - 12/16), Joseph (03/24 - 04/01)
Longest winning streak, goaltender (road):	2 games, Toskala (10/23 - 10/29), Toskala (12/12 - 12/20), Toskala (01/29 0 02/07), Toskala (02/22 - Present)
Longest winning streak, goaltender (overall):	4 games, Toskala (12/08 - 12/20)
Longest losing streak, goaltender (home):	4 games, Toskala (01/06 - 01/21)
Longest losing streak, goaltender (road):	4 games, Toskala (12/26 - 01/10), Joseph (10/18 - 02/12)
Longest losing streak, goaltender (overall):	5 games, Pogge (01/27 - Present)

2008-09 TEAM RECORDS

	HOME	ROAD
Most goals, game**:	8, 03/14 vs. CGY	7(2x), 01/29 @ COL
Most goals, period:	5(2x), 02/14 vs. PIT (3rd per.)	4, 12/18 @ BOS (2nd per.)
Most goals against, game**:	8, 12/23 vs. DAL	8(2x), 04/03 @ PHI
Most goals against, period:	4(4x), 03/28 vs. BOS (2nd per.)	5, 04/03 @ PHI (1st per.)
Most shots, game:	47, 12/30 vs. ATL	48, 10/29 @ NJD
Most shots, period*:	21, 10/25 vs. OTT (1st per.)	18(3x), 02/28 @ OTT (1st per.)
Most shots, overtime:	6, 02/21 vs. VAN	5, 10/17 @ NYR
Most shots against, game:	52, 03/03 vs. NJD	48, 04/07 @ NJD
Most shots against, period*:	19, 12/23 vs. DAL (2nd per.)	19(2), 03/19 @ FLA (2nd per.)
Most shots against, overtime:	8, 03/24 vs. WSH	6(2x), 02/26 @ NYI
Fewest shots, game:	17, 01/13 vs. NSH	16, 02/04 @ BUF
Fewest shots, period*:	3, 02/25 vs. NYR (1st per.)	3, 01/16 @ ATL (2nd per.)
Fewest shots, overtime:	0(3x), 03/24 vs. WSH	0(2x), 01/16 @ ATL
Fewest shots against, game:	18, 03/07 vs. EDM	15, 11/15 @ VAN
Fewest shots against, period*:	0, 10/21 vs. ANA (3rd per.)	3(2X), 01/29 @ COL (3rd per.)
Fewest shots against, overtime:	0(2x), 03/10 vs. NYI	0, 02/28 @ OTT
Most power play goals, game:	3, 11/08 vs. MTL	3(3x), 12/20 @ PIT
Most power play goals, period*:	1(27x), 03/28 vs. BOS (1st per.)	2(3x), 12/01 @ LAK (3rd per.)
Most power play goals against, game:	3(3x), 04/04 vs. MTL	4, 12/18 @ BOS
Most power play goals against, period*:	3, 10/11 vs. MTL (2nd per.)	2(3x), 02/12 @ TBL (1st per.)
Most PIM, game, Leafs:	25, 10/13 vs. STL	80, 01/08 @ MTL
Most PIM, game, opponent:	39, 11/08 vs. MTL	68, 01/08 @ MTL
Largest margin of victory:	4, 02/14 vs. PIT, W 6-2	4(2x), 12/22 @ ATL W 6-2
Largest margin of defeat:	6, 12/23 vs. DAL, L 2-8	5(2X), 02/04 @ BUF L 0-5
*Does not include overtime		
**Does not include shootout		
Streaks:		
Longest winning streak:	4 games (02/22 - 02/28)	
Longest home winning streak:	2 games (12/08 - 12/16), (03/14 - 03/24)	
Longest road winning streak:	4 games (02/22 - 03/05)	
Longest losing streak:	5 games (10/11 - 10/21)	
Longest home losing streak:	4 games (01/06 - 01/21)	
Longest road losing streak:	4 games (12/26 - 01/10)	
Longest shutout streak, minutes (overall):	95:55, Toskala, 10/13 - 15:39 (3rd per.) - 10/18 - 15:16 (1st per.) *included two shootout games	
Fastest two goals:	0:19, 02/14 vs. PIT - Blake (0:55, 3rd per.), Blake (1:14, 3rd per.),	
Fastest three goals:	2:04, 11/01 vs. NYR - Blake (14:02, 3rd per.), Kubina (14:54, 3rd per.), Mitchell (16:06, 3rd per)	
Fastest four goals:	3:30, 11/01 vs. NYR - Mitchell (12:36, 3rd per.), Blake (14:02, 3rd per.), Kubina (14:54, 3rd per.), Mitchell (16:06, 3rd per)	
Fastest five goals:	4:21, 11/01 vs. NYR - Mitchell (12:36, 3rd per.), Blake (14:02, 3rd per.), Kubina (14:54, 3rd per.), Mitchell (16:06, 3rd per), Moore (17:57, 3rd per.)	

2008-09 MISCELLANEOUS STATISTICS

By Month	Home	Away	Overall	PCTG	2007-08
October	1-2-2	3-1-1	4-3-3	.550	5-5-3
November	3-2-2	1-4-1	4-6-3	.423	4-6-3
December	3-2-0	4-5-0	7-7-0	.500	6-5-2
January	2-4-1	1-3-1	4-7-2	.385	5-8-1
February	2-1-3	4-2-1	6-3-4	.615	8-4-1
March	3-3-1	3-3-0	6-6-1	.500	8-5-0
April	2-2-0	1-1-0	3-3-0	.500	0-2-1
Totals	16-16-9	18-19-4	34-35-13	.494	36-35-11

By Segment	Home	Away	Overall	PCTG	2007-08
1 - 10	1-2-2	3-1-1	4-3-3	.550	3-4-3
11 - 20	2-1-2	1-4-0	3-5-2	.400	4-4-2
21 - 30	3-2-0	2-2-1	5-4-1	.550	5-4-1
31 - 40	2-3-0	2-3-0	4-6-0	.400	4-4-2
41 - 50	1-2-1	2-3-1	3-5-2	.400	4-6-0
51 - 60	1-1-3	2-2-1	3-3-4	.500	4-5-1
61 - 70	3-2-1	3-1-0	6-3-1	.650	6-3-1
71 - 80	2-2-0	3-3-0	5-5-0	.500	6-3-1
81 - 82	1-1-0	0-0-0	1-1-0	.500	0-2-0

By Division	Home	Away	Overall	PCTG	2007-08
Vs. Northeast	4-7-1	5-6-1	9-13-2	.417	14-13-5
Vs. Atlantic	9-0-1	5-4-1	14-4-2	.750	8-10-2
Vs. Southeast	2-6-2	4-4-2	6-10-4	.400	11-5-4
Vs. Central	0-1-3	1-0-0	1-1-3	.500	3-2-0
Vs. Pacific	0-1-1	1-2-0	1-3-1	.300	0-5-0
Vs. Northwest	1-1-1	2-3-0	3-4-1	.438	0-0-0

By Conference	Home	Away	Overall	PCTG	2007-08
Vs. Eastern	15-13-4	14-14-4	29-27-8	.516	33-28-11
Vs. Western	1-3-5	4-5-0	5-8-5	.417	3-7-0

Leafs record when...	Overall	PCTG	2007-08	PCTG
Score first goal	21-10-8	.641	22-8-7	.689
Allow first goal	13-25-5	.360	14-27-4	.356
Outshoot opponent	18-19-9	.489	16-23-4	.418
Outshot by opponent	14-14-4	.500	19-11-6	.611
Shots even	2-2-0	.500	1-1-1	.500
Lead after first period	12-5-6	.652	13-6-4	.652
Tied after first period	10-10-4	.500	13-5-3	.690
Trail after first period	12-20-3	.386	10-24-4	.316
Lead after second period	18-0-8	.846	22-3-4	.889
Tied after second period	9-3-2	.714	8-6-5	.553
Trail after second period	7-32-3	.202	6-26-6	.206
Overtime/Shootout*	10-13	.435	8-11	.421
In one-goal games	16-18	.471	15-23	.395
In two-goal games	7-10	.412	10-6	.625
In three or more goal games	11-20	.354	11-17	.393

*Shootout implemented in 2005-06

Shots by period	1st	2nd	3rd	OT	T	Avg
Leafs	839	870	848	46	2603	31.7
Opponent	796	869	743	73	2481	30.3

Goals by period	1st	2nd	3rd	OT	T	Avg
Leafs	63	83	94	4	244	3.0
Opponent	93	102	85	6	286	3.5

Shutouts

Shut out opponent, home:	Nov. 17, 2007 vs. Ottawa, 3-0 by Vesa Toskala
Shut out opponent, road:	Oct. 17, 2008 at NY Rangers, 0-1 (shootout loss) by Vesa Toskala
Shut out opponent, lost in shootout:	Oct. 17, 2008 at NY Rangers, 0-1 (shootout loss) by Vesa Toskala
Shut out by opponent, home:	Jan. 19, 2009 vs. Carolina, 2-0 by Cam Ward
Shut out by opponent, road:	Feb. 4, 2009 at Buffalo, 0-5 by Ryan Miller
Shut out by opponent, won in shootout	Never
Played in a 0-0 game, home:	Dec. 21, 1987 vs. Minnesota (Min.: Takko, Tor.: Bester)
Played in a 0-0 game, road:	Nov. 4, 2000 at St. Louis (Tor-Joseph, St.L-Turek)
Shut out opponent, consecutive games:	Apr. 2, 2004 vs. Buffalo; Apr. 3, 2004 vs. Ottawa: both by Belfour
Shut out same opponent, consecutive games:	Nov. 23 & 29, 2002 vs. Philadelphia: both by Belfour
Shut out by opponent, consecutive games:	Jan. 24 & 25, 2003 at Buffalo: Biron, vs. Colorado: Roy

Goals

Scored 10 or more goals, home:	Jan. 8, 1986 vs. Edmonton (W-11-9)
Scored 10 or more goals, road:	Jan. 4, 2007 at Boston (W-10-2)
Allowed 10 or more goals, home:	Mar. 18, 1989 vs. Winnipeg (L-10-2)
Allowed 10 or more goals, road:	Dec. 26, 1991 at Pittsburgh (L-12-1)
Scored nine goals, home:	Dec. 16, 2006 vs. NY Rangers (W 9-2)
Scored nine goals, road:	see date for 10 or more goals scored on the road
Allowed nine goals, home:	Jan. 14, 1991 vs. Buffalo (L - 9-3)
Allowed nine goals, road:	see date for ten or more goals allowed on road
Scored eight goals, home:	Mar. 14, 2009 vs. Calgary (W - 8-6)
Scored eight goals, road:	Mar. 6, 2008 at Boston (W - 8-2)
Allowed eight goals, home:	Dec. 23, 2008 vs. Dallas (L - 2-8)
Allowed eight goals, road:	Apr. 3, 2009 at Philadelphia (L - 5-8)
Scored nine unanswered goals:	Jan. 4, 2007 at Boston (W - 10-2)
Scored eight unanswered goals	Mar. 6, 2008 at Boston (W - 8-2)
Scored seven unanswered goals:	Same as above
Allowed eight unanswered goals:	Feb. 5, 2008 vs. Florida (L - 0-8)
Allowed seven unanswered goals:	Dec. 23, 2008 vs. Dallas (L - 2-8)

Shots

Recorded 20 or more shots, period:	Oct. 25, 2008 vs. Ottawa (21 in 1st)
Recorded 50 or more shots, game, home:	Mar. 11, 2008 vs. Philadelphia (55)
Recorded 50 or more shots, game, road:	Jan. 10, 2008 at Los Angeles (50)
Allowed 20 or more shots, period:	Apr. 3, 2008 vs. Ottawa (20 in 2nd)
Allowed 50 or more shots, game, home:	March 3, 2009 vs. New Jersey (52)
Allowed 50 or more shots, game, road:	Oct. 9, 1999 at Ottawa (50)

Penalty Shots**Skaters**

Scored on a penalty shot, home:	Dec. 26, 2006 vs. Minnesota (John Pohl against Manny Fernandez)
Scored on a penalty shot, road:	Mar. 19, 2006 at Pittsburgh (Chad Kilger against Marc-Andre Fleury)
Stopped on a penalty shot, home:	Jan. 1, 2009 vs. Buffalo (Niklas Hagman stopped by Ryan Miller)
Stopped on a penalty shot, road:	Dec. 15, 2006 at Carolina (John Pohl stopped by Cam Ward)

Goaltenders

Stopped a penalty shot, home:	Apr. 4, 2009 vs. Montreal (Guillaume Latendresse by Martin Gerber)
Stopped a penalty shot, road:	Feb. 26, 2009 at NY Islanders (Sean Bergenheim by Vesa Toskala)
Allowed a goal on penalty shot, home:	Feb. 17, 2007 vs. Edmonton (Marc-Antoine Pouliot against Andrew Raycroft)
Allowed a goal on penalty shot, road:	Jan. 20, 2007 vs. Pittsburgh (Jarkko Ruutu against Andrew Raycroft)

Hat Tricks

Scored a hat trick at home:	Dec. 16, 2006 vs. NY Rangers (Kyle Wellwood)
Scored a hat trick on road:	Jan. 15, 2009 at Carolina (Jason Blake)
Allowed a hat trick at home:	Mar. 14, 2009 vs. Calgary (Olli Jokinen)
Allowed a hat trick on road:	Apr. 3, 2009 at Philadelphia (Jeff Carter)
Scored a 4-goal game at home:	Apr. 11, 2006 vs. Florida (Mats Sundin)
Scored a 4-goal game on road:	Dec. 11, 1960 at Chicago (Frank Mahovlich)
Allowed a 4-goal game at home:	Oct. 29, 2005 vs. Ottawa (Dany Heatley)
Allowed a 4-goal game on road:	Dec. 26, 1991 at Pittsburgh (Joe Mullen)

Hat Tricks (cont'd)

Scored a 5-goal game at home:	Feb. 2, 1977 vs. Detroit (Ian Turnbull)
Scored a 5-goal game on road:	Never
Allowed a 5-goal game at home:	Never
Allowed a 5-goal game on road:	Jan. 6, 1981 at NY Islanders (John Tonelli)
Scored a 6-goal game at home:	*Feb. 11, 1976 vs. Boston (Darryl Sittler)
Scored a 6-goal game on road:	Never
Allowed a 6-goal game at home:	Never
Allowed a 6-goal game on road:	Jan. 10, 1920 at Montreal (Newsy Lalonde)
Scored a hat trick in one period at home:	Nov. 9, 1996 vs. Edmonton (Wendel Clark, natural HT in the 2nd)
Scored a hat trick in one period on road:	Mar. 5, 1980 at Pittsburgh (Darryl Sittler)
Allowed a hat trick in one period at home:	Apr. 7, 2007 vs. Montreal (Michael Ryder in the 2nd)
Allowed a hat trick in one period on road:	Oct. 26, 2006 at Ottawa (Dany Heatley in the 2nd)
Allowed a natural hat trick in one period at home:	
Allowed a natural hat trick in one period on the road:	Apr. 7, 2007 vs. Montreal (Michael Ryder in the 2nd)
Recorded a hat trick in consecutive games:	Oct. 12, 2006 at New Jersey (Brian Gionta in the 3rd)
Recorded 10 points in one game:	Feb. 28, and Mar. 4, 1994 (W. Clark at Ottawa and Detroit)
Allowed a hat trick in consecutive games:	*Feb. 11, 1976 vs. Boston (Darryl Sittler)
Two Leafs score a hat trick in one game:	Oct. 8 & 12, 1996 (Edmonton: Ryan Smyth, Tampa Bay: Chris Gratton)
Two opposition players score a hat trick in one game:	Dec. 18, 1965 vs. NY Rangers (Dave Keon & Bob Pulford)
	Feb. 22, 1990 at Calgary (Dana Murzyn & Joe Mullen)

Miscellaneous

Scored into an empty net:	Mar. 14, 2009 vs. Calgary (Mikhail Grabovski)
Allowed an empty net goal:	Mar. 7, 2009 vs. Edmonton (Kyle Brodziak)
Scored two shorthanded goals in a game:	Dec. 19, 2005 vs. NY Islanders (Stajan, Sundin)
Allowed three shorthanded goals in a game:	Apr. 3, 2008 vs. Ottawa (Bass, McAmmond, Vermette)
Allowed two shorthanded goals in a game:	Nov. 22, 2006 at Buffalo (Pominville, Drury - Empty Net Goals)
Scored with a sixth attacker at home:	Oct. 21, 2008 vs. Anaheim (Nik Antropov)
Scored with a sixth attacker on road:	Feb. 27, 2008 at Florida (Mats Sundin)
Opposition scored with a sixth attacker at home:	Mar. 24, 2009 vs. Washington (Brooks Laich)
Opposition scored with a sixth attacker on road:	Feb. 22, 2009 at NY Rangers (Michal Rozsival)
Leafs goaltender credited with a goal:	Never
Opposition goaltender credited with a goal:	Feb. 14, 2004 at Toronto by Mika Noronen, Buffalo Sabres (L 6-4)
Scored three powerplay goals in a game:	Dec. 20, 2008 at Pittsburgh (Moore, Kubina, Antropov)
Scored four powerplay goals in a game:	Mar. 6, 2008 at Boston (Blake, McCabe, Antropov, Tucker)
Scored five powerplay goals in a game:	Apr. 11, 2006 vs. Florida (Sundin-3, Antropov, Kaberle)
Scored six powerplay goals in a game:	Same date as seven powerplay goals scored
Scored seven powerplay goals in a game:	Oct. 14, 2005 at Atlanta (O'Neill-2, Allison, Wellwood, Lindros, Steen, Ponikarovsky)
Scored three powerplay goals in a period:	Oct. 30, 2006 vs. Atlanta (Tucker (2), Kaberle)
Scored four powerplay goals in a period:	Same date as five powerplay goals scored in a period
Scored five powerplay goals in a period:	**Oct. 14, 2005 at Atlanta (Wellwood, Lindros, Steen, O'Neill, Ponikarovsky)
Allowed three powerplay goals in a game:	Apr. 4, 2009 vs. Montreal (Kovalev, Lapierre, Gorges)
Allowed four powerplay goals in a game:	Dec. 18, 2008 at Boston (Krejci-2, Savard, Ryder)
Allowed five powerplay goals in a game:	Dec. 29, 2007 vs. NY Rangers (Prucha 2, Jagr, Shanahan, Straka)
Allowed six powerplay goals in a game:	Dec. 17, 2005 at Ottawa (Heatley, Redden, Spezza, Alfredsson, Vermette, Kelly)
Allowed three powerplay goals in a period:	Oct. 11, 2008 vs. Montreal (S. Kostitsyn, Tanguay, S. Kostitsyn - 2nd Per.)

* Individual Record

** Team Record

NHL TEAM STANDINGS/ LEAGUE LEADERS

EASTERN CONFERENCE

NORTHEAST DIVISION

		GP	W	L	OT	GF	GA	PTS
BOSTON	(1)	82	53	19	10	274	196	116
MONTREAL	(8)	82	41	30	11	249	247	93
BUFFALO	(10)	82	41	32	9	250	234	91
OTTAWA	(11)	82	36	35	11	217	237	83
TORONTO	(12)	82	34	35	13	250	293	81

ATLANTIC DIVISION

		GP	W	L	OT	GF	GA	PTS
NEW JERSEY	(3)	82	51	27	4	244	209	106
PITTSBURGH	(4)	82	45	28	9	264	239	99
PHILADELPHIA	(5)	82	44	27	11	264	238	99
NY RANGERS	(7)	82	43	30	9	210	218	95
NY ISLANDERS	(15)	82	26	47	9	201	279	61

SOUTHEAST DIVISION

		GP	W	L	OT	GF	GA	PTS
WASHINGTON	(2)	82	50	24	8	272	245	108
CAROLINA	(6)	82	45	30	7	239	226	97
FLORIDA	(9)	82	41	30	11	234	231	93
ATLANTA	(13)	82	35	41	6	257	280	76
TAMPA BAY	(14)	82	24	40	18	210	279	66

WESTERN CONFERENCE

CENTRAL DIVISION

		GP	W	L	OT	GF	GA	PTS
DETROIT	(2)	82	51	21	10	295	244	112
CHICAGO	(4)	82	46	24	12	264	216	104
ST. LOUIS	(6)	82	41	31	10	233	233	92
COLUMBUS	(7)	82	41	31	10	226	230	92
NASHVILLE	(10)	82	40	34	8	213	233	88

PACIFIC DIVISION

		GP	W	L	OT	GF	GA	PTS
SAN JOSE	(1)	82	53	18	11	257	204	117
ANAHEIM	(8)	82	42	33	7	245	238	91
DALLAS	(12)	82	36	35	11	230	257	83
PHOENIX	(13)	82	36	39	7	208	252	79
LOS ANGELES	(14)	82	34	37	11	207	234	79

NORTHWEST DIVISION

		GP	W	L	OT	GF	GA	PTS
VANCOUVER	(3)	82	45	27	10	246	220	100
CALGARY	(5)	82	46	30	6	254	248	98
MINNESOTA	(9)	82	40	33	9	219	200	89
EDMONTON	(11)	82	38	35	9	234	248	85
COLORADO	(15)	82	32	45	5	199	257	69

INDIVIDUAL SCORING LEADERS FOR ART ROSS TROPHY

PLAYER	TEAM	GP	G	A	PTS	+/-	PIM	PP	SH	GW	SHOTS	SPCTG
Evgeni Malkin	Pittsburgh	82	35	78	113	17	80	14	2	4	290	12.1
Alexander Ovechkin	Washington	79	56	54	110	8	72	19	1	10	528	10.6
Sidney Crosby	Pittsburgh	77	33	70	103	3	76	7	0	3	238	13.9
Pavel Datsyuk	Detroit	81	32	65	97	34	22	11	1	3	248	12.9
Zach Parise	New Jersey	82	45	49	94	30	24	14	0	8	364	12.4
Ilya Kovalchuk	Atlanta	79	43	48	91	12-	50	12	0	6	275	15.6
Ryan Getzlaf	Anaheim	81	25	66	91	5	121	9	0	2	227	11.0
Jarome Iginla	Calgary	82	35	54	89	2-	37	10	0	4	289	12.1
Marc Savard	Boston	82	25	63	88	25	70	9	0	5	213	11.7
Nicklas Backstrom	Washington	82	22	66	88	16	46	14	0	1	174	12.6

GOALTENDING LEADERS

GOALTENDER	TEAM	GP	MINS	AVG	W	L	OT	EN	SO	GA	SA	SV%	G	A	PIM
Tim Thomas	Boston	54	3259	2.10	36	11	7	4	5	114	1694	.933	0	1	6
Steve Mason	Columbus	61	3664	2.29	33	20	7	7	10	140	1658	.916	0	0	2
Niklas Backstrom	Minnesota	71	4088	2.33	37	24	8	3	8	159	2059	.923	0	0	6
Nikolai Khabibulin	Chicago	42	2467	2.33	25	8	7	1	3	96	1192	.919	0	2	8
Roberto Luongo	Vancouver	54	3181	2.34	33	13	7	5	9	124	1542	.920	0	1	4
Pekka Rinne	Nashville	52	2999	2.38	29	15	4	8	7	119	1435	.917	0	1	6
Jonas Hiller	Anaheim	46	2486	2.39	23	15	1	6	4	99	1217	.919	0	0	0
Scott Clemmensen	New Jersey	40	2356	2.39	25	13	1	5	2	94	1138	.917	0	0	2
Chris Mason	St. Louis	57	3215	2.41	27	21	7	7	6	129	1544	.916	0	1	0
Martin Brodeur	New Jersey	31	1814	2.41	19	9	3	2	5	73	870	.916	0	0	4

(Minimum of 960 Minutes Played)



AUTHENTIC JERSEYS

GAME USED HOCKEY STICKS

GAME WORN GLOVES

GAME WORN PANTS

GAME WORN SOCKS

GAME WORN SKATES

**centre
sports**

WEAR WHAT THE PROS WEAR!

YOUR ONLY DESTINATION FOR AUTHENTIC
LEAFS GAME WORN EQUIPMENT.



STORE HOURS MONDAY TO SATURDAY 10:00AM–5:00PM
SUNDAY 12:00PM–5:00PM | 416.815.5746

LOCATED IN THE GALLERIA OF AIR CANADA CENTRE NEXT TO GATE 1

Bell



Bell

2008-09 Opponents



2008-09 vs. Anaheim

Summary: Won - 0 Lost - 0 OT - 1

At TORONTO

Oct. 21, 2008

DUCKS 3

MAPLE LEAFS 2 SO

Attend.

19,222

Goaltenders

JOSEPH, TOSKALA / GIGUERE

W Goal

TEEMU SELANNE

Goals by Period:

DUCKS

MAPLE LEAFS

1st	2nd	3rd	OT	Total
2	0	0	0	2
0	1	1	0	2

Shots by Period:

DUCKS

MAPLE LEAFS

1st	2nd	3rd	OT	Total
14	4	0	3	21
10	15	13	0	38

INDIVIDUAL SCORING

DUCKS	GP	G	A	TP	+/-	PIM	PP	S	MAPLE LEAFS	GP	G	A	TP	+/-	PIM	PP	S
Francois Beauchemin	1	1	0	1	0	0	0	3	Nik Antropov	1	2	0	2	1	0	0	5
George Parros	1	1	0	1	1	0	0	2	Alexei Ponikarovsky	1	0	2	2	2	0	0	5
Chris Kunitz	1	0	1	1	0	2	0	1	Pavel Kubina	1	0	1	1	0	0	0	1
Brad May	1	0	1	1	1	0	0	0	Mike Van Ryn	1	0	1	1	2	0	0	4
Corey Perry	1	0	1	1	0	0	0	4	Jason Blake	1	0	0	0	1	0	0	0
Brian Sutherby	1	0	1	1	1	0	0	0	Jonas Frogren	1	0	0	0	1	2	0	1
Ryan Carter	1	0	0	0	0	0	0	3	Mikhail Grabovski	1	0	0	0	0	0	0	7
Kent Huskins	1	0	0	0	0	0	0	0	Niklas Hagman	1	0	0	0	1	0	0	5
Todd Marchant	1	0	0	0	0	0	0	0	Tomas Kaberle	1	0	0	0	0	0	0	2
Nathan McIver	1	0	0	0	0	0	0	0	Nikolai Kulermin	1	0	0	0	0	0	0	0
Travis Moen	1	0	0	0	-1	0	0	0	Jamal Mayers	1	0	0	0	0	0	0	0
Steve Montador	1	0	0	0	1	2	0	2	John Mitchell	1	0	0	0	-1	0	0	0
Brendan Morrison	1	0	0	0	0	0	0	0	Dominic Moore	1	0	0	0	-1	0	0	0
Rob Niedermayer	1	0	0	0	-1	2	0	0	Luke Schenn	1	0	0	0	-1	0	0	2
Scott Niedermayer	1	0	0	0	0	0	0	1	Matt Stajan	1	0	0	0	2	0	0	1
Samuel Pahlsson	1	0	0	0	-1	0	0	0	Alexander Steen	1	0	0	0	-1	0	0	3
Chris Pronger	1	0	0	0	-1	2	0	1	Anton Stralman	1	0	0	0	0	0	0	2
Teemu Selanne	1	0	0	0	0	0	0	4	Jiri Tlustý	1	0	0	0	-1	0	0	0

Power Play:

0-1 0.0%

Penalty Killing:

4-4 100.0%

GOALTENDING

DUCKS	GP	MIN	WLOT	GA	SA	SV	GAA	SV%
Jean-Sebastien Giguere	1	65	1-0-0	2	38	36	1.85	.947

Power Play:

0-4 0.0%

Penalty Killing:

1-1 100.0%

GOALTENDING

MAPLE LEAFS	GP	MIN	WLOT	GA	SA	SV	GAA	SV%
Curtis Joseph	1	0	0-0-1	0	0	0	0.00	.000
Vesa Toskala	1	65	0-0-0	2	21	19	1.86	.905

LEAFS VS. ANAHEIM HISTORY

Leafs All-Time Record:
15-8-5-1Last Leafs win in Toronto:
Dec. 12, 2005 (3-2)Last two consecutive Leafs wins:
Oct. 8, 2001 (6-1) & Oct. 28, 2002 (5-2)Leafs All-Time Home Record:
10-2-4-1Last Leafs win in Anaheim:
Mar. 11, 1998 (3-1)Last two consecutive Leafs wins in Toronto:
Oct. 8, 2001 (6-1) & Oct. 28, 2002 (5-2)Leafs All-Time Road Record:
5-6-1-0Leafs record in shootout:
0-1Last two consecutive Leafs wins in Anaheim:
Dec. 17, 1997 (6-2) & Mar. 11, 1998 (3-1)

MOST RECENT NOTABLES VS. ANAHEIM

Last Leaf shutout in Toronto:
NeverLast Leaf hat trick:
NeverLast Leaf shutout in Anaheim:
NeverLast opponent hat trick vs. Leafs:
NeverLast opponent shutout in Toronto:
Nov. 9, 1999 (0-2) (Hebert)Last Leaf overtime goal:
Dec. 17, 1995 @ ANA (3-2 W) ANDREYCHUK (Shtalenkov)Last opponent shutout in Anaheim:
Jan. 9, 2008 (0-5) (Giguere)Last opponent overtime goal:
Never

2008-09 vs. Atlanta

Summary: Won - 2 Lost - 1 OT - 1

At ATLANTA

Dec. 22, 2008
Jan. 16, 2009THRASHERS 2
THRASHERS 4MAPLE LEAFS 6
MAPLE LEAFS 3 OT

Attend.

16413
15619

Goaltenders

POGGE / LEHTONEN
TOSKALA / HEDBERG, LEHTONEN

W Goal

MATT STAJAN
RICH PEVERLEY

At TORONTO

Nov. 25, 2008
Dec. 30, 2008THRASHERS 6
THRASHERS 3MAPLE LEAFS 3
MAPLE LEAFS 4 OT

Attend.

19297
19260

Goaltenders

JOSEPH / HEDBERG
JOSEPH / HEDBERG

W Goal

ILYA KOVALCHUK
PAVEL KUBINA

Goals by Period:

THRASHERS
MAPLE LEAFS

1st	2nd	3rd	OT	Total
3	6	5	1	15
6	4	5	1	16

Shots by Period:

THRASHERS
MAPLE LEAFS

1st	2nd	3rd	OT	Total
35	46	36	4	121
54	46	36	1	137

INDIVIDUAL SCORING

THRASHERS

GP	G	A	TP	+/-	PIM	PP	S	
Ilya Kovalchuk	4	3	2	5	-1	9	0	17
Todd White	4	3	2	5	-2	0	1	7
Colby Armstrong	4	3	1	4	4	6	1	12
Vyacheslav Kozlov	4	0	4	4	-4	4	0	3
Bryan Little	4	2	1	3	-3	0	1	11
Rich Peverley	1	1	2	3	2	0	0	4
Mathieu Schneider	4	1	1	2	-1	2	0	7
Jim Slater	4	1	1	2	2	4	0	9
Ron Hainsey	4	0	2	2	0	0	0	6
Niclas Havelid	4	0	2	2	2	0	0	1
Chris Thorburn	4	1	0	1	-3	0	0	5
Eric Boulton	4	0	1	1	2	2	0	5
Marty Reasoner	4	0	1	1	-4	0	0	5
Erik Christensen	3	0	1	1	2	4	0	6
Nathan Ostryck	3	0	1	1	-5	2	0	2
Boris Valabik	3	0	1	1	1	0	0	2
Joseph Crabb	2	0	1	1	1	2	0	1
Jason Williams	2	0	1	1	1	2	0	2
Tobias Enstrom	4	0	0	0	2	2	0	4
Eric Perrin	4	0	0	0	1	2	0	9
Zach Bogosian	1	0	0	0	0	2	0	3
Garnet Exelby	1	0	0	0	0	7	0	0

Power Play:
Penalty Killing:3-14 21.4%
13-17 76.5%

GOALTENDING

THRASHERS	GP	MIN	WLOT	GA	SA	SV	GAA	SV%
Johan Hedberg	3	140	1-0-1	10	90	80	4.27	.889
Kari Lehtonen	2	103	1-1-0	5	46	41	2.90	.891

MAPLE LEAFS

GP	G	A	TP	+/-	PIM	PP	S	
Dominic Moore	4	2	4	6	0	4	1	13
Nik Antropov	4	1	5	6	-1	2	0	10
Niklas Hagman	4	3	1	4	-2	0	1	8
Matt Stajan	3	2	2	4	1	0	0	9
Alexei Ponikarovsky	4	1	3	4	2	2	0	11
Lee Stempniak	4	2	1	3	1	0	1	15
Pavel Kubina	4	1	2	3	0	8	1	11
Jason Blake	4	1	1	2	0	0	0	11
Jeremy Williams	2	1	1	2	1	0	0	2
Mikhail Grabovski	4	0	2	2	-1	2	0	7
Tomas Kaberle	4	0	2	2	1	0	0	6
Jonas Frogren	3	0	2	2	2	4	0	0
Jeff Finger	3	1	0	1	1	4	0	5
Nikolai Kulermin	3	1	0	1	1	0	0	2
John Mitchell	4	0	1	1	-1	0	0	8
Ryan Hollweg	2	0	1	1	0	0	0	1
Luke Schenn	2	0	1	1	-1	2	0	3
Anton Stralman	2	0	1	1	-2	2	0	3
Jiri Tlustý	1	0	1	1	0	0	0	0
Ian White	4	0	0	0	0	7	0	10
Jamal Mayers	3	0	0	0	1	5	0	1
Jaime Sifers	2	0	0	0	-1	2	0	1
Andre Deveaux	1	0	0	0	0	2	0	0
Brad May	1	0	0	0	0	0	0	0

Power Play:
Penalty Killing:4-17 23.5%
11-14 78.6%

GOALTENDING

MAPLE LEAFS	GP	MIN	WLOT	GA	SA	SV	GAA	SV%
Justin Pogge	1	60	1-0-0	2	21	19	2.00	.905
Curtis Joseph	2	120	1-1-0	9	62	53	4.49	.855
Vesa Toskala	1	64	0-0-1	4	38	34	3.77	.895

LEAFS VS. ATLANTA HISTORY

Leafs All-Time Record:
21-8-1-4Last Leafs win in Toronto:
Dec. 30, 2008 (4-3 OT)Last two consecutive Leafs wins:
Dec. 22, 2008 (6-2) & Dec. 30, 2008 (4-3 OT)Leafs All-Time Home Record:
10-4-1-2Last Leafs win in Atlanta:
Dec. 22, 2008 (6-2)Last two consecutive Leafs wins in Toronto:
Feb. 7, 2006 (4-1) & Oct. 30, 2006 (4-2)Leafs All-Time Road Record:
11-4-0-2Leafs record in shootout:
0-1Last two consecutive Leafs wins in Atlanta:
Dec. 14, 2007 (4-0) & Dec. 22, 2008 (6-2)

MOST RECENT NOTABLES VS. ATLANTA

Last Leaf shutout in Toronto:
Oct. 27, 1999 (Glenn Healy)Last Leaf hat trick:
Oct. 14, 2005 (Jeff O'Neill)Last Leaf shutout in Atlanta:
Dec. 14, 2007 (Vesa Toskala)Last opponent hat trick vs. Leafs:
November 30, 2006 (Marian Hossa)Last opponent shutout in Toronto:
NeverLast Leaf overtime goal:
Dec. 30, 2008 vs. ATL (4-3 W) KUBINA (Hedberg)Last opponent shutout in Atlanta:
Nov. 30, 2006 (0-5) (Lehtonen)Last opponent overtime goal:
Jan. 16, 2009 @ ATL (3-4 L) Peverley (TOSKALA)

2008-09 vs. Boston

Summary: Won -1 Lost -4 OT -1

At BOSTON

Oct. 23, 2008	BRUINS 2	MAPLE LEAFS 4
Nov. 6, 2008	BRUINS 5	MAPLE LEAFS 2
Dec. 18, 2008	BRUINS 8	MAPLE LEAFS 5

Attend.

12274
15391
17565

Goaltenders

TOSKALA / THOMAS
TOSKALA / THOMAS
JOSEPH, TOSKALA / FERNANDEZ, THOMAS

W Goal

ANTON STRALMAN
BLAKE WHEELER
PHIL KESSEL

At TORONTO

Nov. 17, 2008	BRUINS 3	MAPLE LEAFS 2
Jan 21, 2009	BRUINS 4	MAPLE LEAFS 3 SO
Mar. 28, 2009	BRUINS 7	MAPLE LEAFS 5

19410
19258
19360

TOSKALA / THOMAS
TOSKALA / THOMAS
JOSEPH, POGGE / FERNANDEZ

MICHAEL RYDER
MICHAEL RYDER
DAVID KREJCI

Goals by Period:

	1st	2nd	3rd	OT	Total
BRUINS	12	10	6	0	28
MAPLE LEAFS	6	9	6	0	21

Shots by Period:

	1st	2nd	3rd	OT	Total
BRUINS	65	64	43	1	173
MAPLE LEAFS	59	75	72	5	211

INDIVIDUAL SCORING

BRUINS	GP	G	A	TP	+/-	PIM	PP	S	MAPLE LEAFS	GP	G	A	TP	+/-	PIM	PP	S
David Krejci	6	4	5	9	3	2	2	15	Alexei Ponikarovsky	6	3	3	6	+4	10	0	15
Marc Savard	6	1	8	9	0	6	1	12	Jason Blake	5	3	3	6	-1	0	1	27
Blake Wheeler	6	6	1	7	2	4	1	12	Mikhail Grabovski	6	3	2	5	1	6	0	10
Dennis Wideman	6	2	5	7	-2	0	2	10	Niklas Hagman	5	2	2	4	-2	0	1	20
Michae Ryder	6	3	2	5	5	6	1	17	John Mitchell	5	1	3	4	1	5	1	7
P. J. Axelsson	6	0	5	5	0	2	0	4	Jeff Finger	4	0	4	4	0	6	0	-5
Milan Lucic	5	0	5	5	3	9	0	10	Nik Antropov	5	2	1	3	-2	2	0	14
Phil Kessel	4	3	1	4	2	2	0	11	Pavel Kubina	6	1	2	3	-4	4	1	12
Zdeno Chara	6	2	2	4	3	4	1	17	Nikolai Kulemin	6	1	2	3	0	6	0	11
Matt Hunwick	5	1	3	4	-2	2	0	4	Lee Stempniak	3	1	2	3	1	0	1	6
Marco Sturm	4	1	3	4	2	2	0	9	Dominic Moore	5	0	3	3	-1	0	0	12
Aaron Ward	5	0	3	3	3	2	0	4	Ian White	5	0	3	3	3	0	0	11
Mark Recchi	1	2	0	2	-1	0	2	2	Alexander Steen	3	1	1	2	2	2	0	7
Patrice Bergeron	5	1	1	2	1	0	0	7	Anton Stralman	3	1	1	2	1	2	0	2
Chuck Kobasew	4	1	1	2	-3	2	0	5	Mike Van Ryn	3	1	1	2	0	0	1	5
Andrew Ference	3	0	2	2	4	2	0	5	Matt Stajan	6	0	2	2	-5	0	0	10
Shawn Thornton	6	1	0	1	-2	12	0	11	Brad May	2	1	0	1	1	0	0	2
Mark Stuart	6	0	1	1	-1	7	0	4	Tomas Kaberle	5	0	1	1	-2	0	0	5
Shane Hnidy	4	0	1	1	1	0	0	1	Jamal Mayers	5	0	1	1	-5	5	0	4
Stephane Yelle	6	0	0	0	-1	4	0	7	Phil Oreskovic	1	0	1	1	-1	5	0	1
Petteri Nokelainen	2	0	0	0	0	2	0	1	Luke Schenn	5	0	0	0	-1	9	0	7
Vladimir Sobotka	2	0	0	0	-3	0	0	1	Jonas Frogren	3	0	0	0	0	0	0	0
Byron Bitz	1	0	0	0	0	0	0	1	Ryan Hollweg	3	0	0	0	-3	0	0	1
Matt Lashoff	1	0	0	0	0	2	0	0	Carlo Colaiacovo	1	0	0	0	-1	0	0	2
Steve Montador	1	0	0	0	1	5	0	2	Andre Deveau	1	0	0	0	0	7	0	2
Martin St. Pierre	1	0	0	0	0	2	0	1	Boyd Devereaux	1	0	0	0	-3	0	0	4
									Jeffrey Hamilton	1	0	0	0	0	2	0	1
									Jay Harrison	1	0	0	0	1	0	0	1
									Jaime Sifers	1	0	0	0	-1	0	0	1
									Jiri Tlustý	1	0	0	0	1	0	0	3
									Jeremy Williams	1	0	0	0	0	0	0	3

Power Play: 10-22 45.5%
Penalty Killing: 21-27 77.8%

GOAL TENDING

BRUINS	GP	MIN	WLOT	GA	SA	SV	GAA	SV%
Tim Thomas	5	285	4-1-0	15	159	144	3.16	.906
Manny Fernandez	2	80	1-0-0	5	51	46	3.75	.902

Power Play: 6-27 22.2%
Penalty Killing: 12-22 54.5%

GOAL TENDING

MAPLE LEAFS	GP	MIN	WLOT	GA	SA	SV	GAA	SV%
Vesa Toskala	5	267	1-2-1	16	125	109	3.60	.872
Curtis Joseph	2	61	0-1-0	5	27	22	4.93	.815
Justin Pogge	1	33	0-1-0	6	20	14	11.00	.700

LEAFS VS. BOSTON HISTORY

Leafs All-Time Record:
257-267-98-5

Last Leafs win in Toronto:
Feb. 16, 2008 (4-3 SO)

Last two consecutive Leafs wins:
Feb. 16, 2008 (4-3 OT) & Mar. 6, 2008 (8-2)

Leafs All-Time Home Record:
161-101-51-1

Last Leafs win in Boston:
Oct. 23, 2008 (4-2)

Last two consecutive Leafs wins in Toronto:
Dec. 23, 2005 (2-1) & Mar. 14, 2006 (5-4 OT)

Leafs All-Time Road Record:
96-166-47-4

Leafs record in shootout:
3-2

Last two consecutive Leafs wins in Boston:
Jan. 17, 2008 (3-2 SO) & Mar. 6, 2008 (8-2)

MOST RECENT NOTABLES VS. BOSTON

Last Leaf shutout in Toronto:
Nov. 19, 2002 (Ed Belfour)

Last Leaf hat trick:
Jan. 4, 2007 (Alex Steen)

Last Leaf shutout in Boston:
Mar. 25, 2004 (Ed Belfour)

Last opponent hat trick vs. Leafs:
Dec. 18, 2008 (David Krejci)

Last opponent shutout in Toronto:
Feb. 20, 2007 (0-3) (Thomas)

Last Leaf overtime goal:
Feb. 16, 2008 vs. BOS (4-3 W) TUCKER (Thomas)

Last opponent shutout in Boston:
Dec. 21, 2000 (0-4) (Dafoe)

Last opponent overtime goal:
Nov. 16, 2006 @ BOS (1-2 L) Bergeron (AUBIN)



2008-09 vs. Buffalo

Summary: Won-1 Lost-5 OT-0

At BUFFALO

Dec. 12, 2008 SABRES 1
Feb. 4, 2009 SABRES 5
Mar. 27, 2009 SABRES 5

MAPLE LEAFS 2
MAPLE LEAFS 0
MAPLE LEAFS 3

Attend.

18211
17355
18620

Goaltenders

TOSKALA / MILLER
POGGE / MILLER
JOSEPH, POGGE / MILLER

W Goal

IAN WHITE
TIM CONNOLLY
TIM CONNOLLY

At TORONTO

Jan. 1, 2009 SABRES 4
Feb. 17, 2009 SABRES 4
Apr. 8, 2009 SABRES 3

MAPLE LEAFS 1
MAPLE LEAFS 1
MAPLE LEAFS 1

19176
19287
19516

JOSEPH / MILLER
POGGE / MILLER
JOSEPH / MILLER

DEREK ROY
DANIEL PAILLE
THOMAS VANEK

Goals by Period:

	1st	2nd	3rd	OT	Total
SABRES	8	7	7	0	22
MAPLE LEAFS	1	3	4	0	8

Shots by Period:

	1st	2nd	3rd	OT	Total
SABRES	50	67	43	0	160
MAPLE LEAFS	62	49	63	0	174

INDIVIDUAL SCORING

SABRES

Player	GP	G	A	TP	+/-	PIM	PP	S
Jason Pominville	6	3	6	9	2	2	2	18
Drew Stafford	6	3	5	8	3	2	2	13
Thomas Vanek	5	4	3	7	3	2	2	15
Tim Connolly	4	3	3	6	6	2	0	13
Jaroslav Spacek	5	0	5	5	2	4	0	6
Derek Roy	6	2	2	4	1	0	1	19
Daniel Paille	6	2	1	3	0	2	0	7
Paul Gaustad	5	2	1	3	2	10	0	6
Jochen Hecht	5	1	1	2	0	0	0	6
Ales Kotalik	4	0	2	2	1	4	0	8
Henrik Tallinder	4	0	2	2	3	2	0	2
Toni Lydman	6	1	0	1	4	14	0	6
Matt Ellis	4	1	0	1	-1	2	0	5
Chris Butler	5	0	1	1	2	2	0	1
Clarke MacArthur	5	0	1	1	4	2	0	7
Adam Mair	5	0	1	1	1	5	0	6
Teppo Numminen	4	0	1	1	1	0	0	0
Craig Rivet	4	0	1	1	3	4	0	3
Patrick Kaleta	3	0	1	1	3	9	0	1
Dominic Moore	2	0	1	1	1	5	0	4
Andrej Sekera	5	0	0	0	3	2	0	5
Maxim Afinogenov	4	0	0	0	-2	0	0	4
Nathan Gerbe	2	0	0	0	1	0	0	2
Nathan Paetsch	2	0	0	0	1	0	0	2
Mike Weber	1	0	0	0	0	2	0	1

MAPLE LEAFS

Player	GP	G	A	TP	+/-	PIM	PP	S
Pavel Kubina	6	1	1	2	-6	15	1	10
Ian White	6	1	1	2	-3	6	0	16
Matt Stajan	5	1	1	2	1	6	0	8
Boyd Devereaux	2	1	1	2	1	0	0	3
Jason Blake	6	0	2	2	-3	2	0	18
Mikhail Grabovski	5	0	2	2	-1	0	0	3
Jeff Finger	6	1	0	1	-1	2	0	5
Nikolai Kulemin	6	1	0	1	-3	2	1	14
John Mitchell	6	1	0	1	-5	4	0	8
Jeremy Williams	2	1	0	1	0	0	0	3
Alexei Ponikarovsky	6	0	1	1	-3	2	0	13
Lee Stempniak	6	0	1	1	-3	6	0	8
Jamal Mayers	5	0	1	1	-2	10	0	6
Niklas Hagman	4	0	1	1	-1	0	0	5
Jeffrey Hamilton	1	0	1	1	0	0	0	3
Christian Hanson	1	0	1	1	0	0	0	4
Nik Antropov	4	0	0	0	-4	2	0	8
Brad May	4	0	0	0	-3	14	0	4
Dominic Moore	4	0	0	0	4	0	0	6
Luke Schenn	4	0	0	0	-3	9	0	2
Tomas Kaberle	3	0	0	0	0	2	0	8
Jaime Sifers	3	0	0	0	-1	5	0	6
Jonas Frogen	2	0	0	0	-2	0	0	1
Ryan Hollweg	2	0	0	0	0	0	0	1
Anton Stralman	2	0	0	0	-2	0	0	4
Mike Van Ryn	2	0	0	0	-1	0	0	4
Andre Deveau	1	0	0	0	0	0	0	0
Jay Harrison	1	0	0	0	0	0	0	2
Benjamin Ondrus	1	0	0	0	-1	0	0	0
Phil Oreskovic	1	0	0	0	1	0	0	1
Jiri Tlustý	1	0	0	0	0	0	0	1

Power Play: 7-26

Penalty Killing: 23-25

26.9%

92.0%

Power Play: 2-25

Penalty Killing: 19-26

8.0%

73.1%

GOALTENDING

Player	GP	MIN	WLOT	GA	SA	SV	GAA	SV%
Ryan Miller	6	359	5-1-0	8	174	166	1.34	954

GOALTENDING

Player	GP	MIN	WLOT	GA	SA	SV	GAA	SV%
Vesa Toskala	1	60	1-0-0	1	25	24	1.00	.960
Justin Pogge	3	154	0-2-0	10	77	67	3.89	.870
Curtis Joseph	3	141	0-3-0	11	58	47	4.67	.810

LEAFS VS. BUFFALO HISTORY

Leafs All-Time Record:
57-88-18-3

Last Leafs win in Toronto:
Dec. 12, 2008 (2-1)

Last two consecutive Leafs wins:
Nov. 9, 2007 (3-0) & Jan. 19, 2008 (4-2)

Leafs All-Time Home Record:
32-36-12-2

Last Leafs win in Buffalo:
Mar. 21, 2008 (4-1)

Last two consecutive Leafs wins in Toronto:
Mar. 24, 2007 (4-1) & Jan. 19, 2008 (4-2)

Leafs All-Time Road Record:
25-52-6-1

Leafs record in shootout:
1-2

Last two consecutive Leafs wins in Buffalo:
Mar. 21, 2008 (4-1) & Dec. 12, 2008 (2-1)

MOST RECENT NOTABLES VS. BUFFALO

Last Leaf shutdown in Toronto:
Apr. 1, 2006 (1-5 Aubin)

Last Leaf hat trick:
Mar. 16, 1990 (Vincent Damphousse)

Last Leaf shutdown in Buffalo:
Nov. 9, 2007 (3-0) (Raycroft)

Last opponent hat trick vs. Leafs:
Feb. 4, 2009 (Thomas Vanek)

Last opponent shutdown in Toronto:
Nov. 29, 1993 (0-3) (Hasek)

Last Leaf overtime goal:
Mar. 15, 2004 @ BUF (6-5 W) KABERLE (Biron)

Last opponent shutdown in Buffalo:
Feb. 4, 2009 (0-5) (Miller)

Last opponent overtime goal:
Oct. 15, 2007 @ BUF (4-5 L) GAUSTAD (RAYCROFT)



2008-09 vs. Calgary

Summary: Won - 1 Lost - 1 OT - 0

At CALGARY

Nov. 11, 2008

FLAMES 4

MAPLE LEAFS 3

Attend.

19289

Goaltenders

TOSKALA / KIPRUSOFF

W Goal

DUSTIN BOYD

At TORONTO

Mar. 14, 2009

FLAMES 6

MAPLE LEAFS 8

19356

GERBER / KIPRUSOFF, MCELHINNEY

JAMAL MAYERS

Goals by Period:

FLAMES

MAPLE LEAFS

1st	2nd	3rd	OT	Total
5	2	3	0	10
4	2	5	0	11

Shots by Period:

FLAMES

MAPLE LEAFS

1st	2nd	3rd	OT	Total
24	22	21	0	67
21	17	24	0	62

FLAMES

GP	G	A	TP	+/-	PIM	PP	S	
Olli Jokinen	1	3	2	5	1	0	2	5
Jarome Iginla	2	2	3	5	3	0	1	9
Dion Phaneuf	2	2	3	5	-1	2	1	10
Curtis Glencross	2	1	2	3	2	4	0	6
Adrian Aucoin	2	0	3	3	-1	0	0	1
Dustin Boyd	2	2	0	2	0	0	0	5
Mark Giordano	1	0	2	2	1	0	0	3
Daymond Langkow	2	0	1	1	-2	4	0	1
Robyn Regehr	2	0	1	1	-1	2	0	2
Todd Bertuzzi	1	0	1	1	0	0	0	2
Mike Cammalleri	1	0	1	1	-3	4	0	4
Craig Conroy	2	0	0	0	-3	2	0	0
David Moss	2	0	0	0	-2	0	0	3
Eric Nystrom	2	0	0	0	0	0	0	4
Andre Roy	2	0	0	0	0	5	0	1
Cory Sarich	2	0	0	0	-1	2	0	3
Rene Bourque	1	0	0	0	0	0	0	5
Jordan Leopold	1	0	0	0	-2	0	0	0
Jamie Lundmark	1	0	0	0	-1	0	0	1
Adam Pardy	1	0	0	0	0	2	0	0
Warren Peters	1	0	0	0	0	5	0	0
Wayne Primeau	1	0	0	0	0	0	0	1
Brandon Prust	1	0	0	0	0	0	0	0
James Vandermeer	1	0	0	0	0	0	0	1

MAPLE LEAFS

GP	G	A	TP	+/-	PIM	PP	S	
Alexei Ponikarovsky	2	1	4	5	5	0	1	5
Mikhail Grabovski	2	2	2	4	0	0	1	3
Matt Stajan	2	1	3	4	4	2	0	1
Jeff Finger	2	1	2	3	1	0	0	4
John Mitchell	1	1	1	2	0	0	0	2
Luke Schenn	2	0	2	2	0	2	0	1
Nikolai Kulemin	2	1	0	1	1	0	0	4
Jamal Mayers	2	1	0	1	-1	2	0	1
Nik Antropov	1	1	0	1	1	0	0	2
Jason Blake	1	1	0	1	0	2	1	4
Jeffrey Hamilton	1	1	0	1	1	0	0	1
Ian White	2	0	1	1	0	0	0	3
Boyd Devereaux	1	0	1	1	-1	0	0	3
Tomas Kaberle	1	0	1	1	0	0	0	2
Lee Stempniak	1	0	1	1	0	2	0	1
Anton Stralman	1	0	1	1	1	0	0	0
Pavel Kubina	2	0	0	0	3	0	0	11
Carlo Colaiacovo	1	0	0	0	0	0	0	0
Jonas Frogren	1	0	0	0	-1	0	0	0
Niklas Hagman	1	0	0	0	-2	0	0	6
Ryan Hollweg	1	0	0	0	0	0	0	0
Brad May	1	0	0	0	0	0	0	1
Dominic Moore	1	0	0	0	0	0	0	3
Benjamin Ondrus	1	0	0	0	-1	7	0	1
Phil Oreskovic	1	0	0	0	0	7	0	0
Alexander Steen	1	0	0	0	0	0	0	2
Jiri Tlustý	1	0	0	0	0	0	0	1

Power Play: 4-5 80.0%
Penalty Killing: 6-9 66.7%

Power Play: 3-9 33.3%
Penalty Killing: 1-5 20.0%

GOALTENDING

FLAMES

GP	MIN	WLOT	GA	SA	SV	GAA	SV%
Miikka Kiprusoff	2	101	1-0-0	9	54	45	5.33 .833
Curtis McElhinney	1	16	0-1-0	1	7	6	3.74 .857

MAPLE LEAFS

GP	MIN	WLOT	GA	SA	SV	GAA	SV%
Martin Gerber	1	60	1-0-0	6	35	29	6.00 .829
Vesa Toskala	1	59	0-1-0	4	32	28	4.08 .875

LEAFS VS. CALGARY HISTORY

Leafs All-Time Record:

52-51-12-3

Last Leafs win in Toronto:

Mar. 14, 2009 (8-6)

Last two consecutive Leafs wins:

Dec. 27, 2002 (4-3) & Jan. 14, 2003 (3-2)

Leafs All-Time Home Record:

30-17-7-1

Last Leafs win in Calgary:

Dec. 27, 2002 (4-3)

Last two consecutive Leafs wins in Toronto:

Oct. 14, 2006 (5-4 OT) & Mar. 14, 2009 (8-6)

Leafs All-Time Road Record:

22-34-5-2

Leafs record in shootout:

0-0

Last two consecutive Leafs wins in Calgary:

Jan. 22, 2002 (6-1) & Dec. 27, 2002 (4-3)

MOST RECENT NOTABLES VS. CALGARY

Last Leaf shutdown in Toronto:

Never

Last Leaf hat trick:

Oct. 14, 2006 (Mats Sundin)

Last Leaf shutdown in Calgary:

Mar. 28, 1993 (Darren Puppa)

Last opponent hat trick vs. Leafs:

Mar. 14, 2009 (Olli Jokinen)

Last opponent shutdown in Toronto:

Dec. 31, 1977 (0-3) (Belanger) (*Atlanta)

Last Leaf overtime goal:

Oct. 14, 2006 vs. CGY (5-4 W) SUNDIN (Kiprusoff)

Last opponent shutdown in Calgary:

Jan. 6, 2006 (0-1) (Kiprusoff)

Last opponent overtime goal:

Nov. 18, 2003 @ CGY (2-3 L) Lydman (BELFOUR)



2008-09 vs. Carolina

Summary: Won-1 Lost-2 OT-1

At CAROLINA

Nov. 2, 2008
Jan. 15, 2009

HURRICANES 6
HURRICANES 4

MAPLE LEAFS 4
MAPLE LEAFS 6

Attend.
15635
18037

Goaltenders
JOSEPH / LEIGHTON
TOSKALA / WARD

W Goal
CHAD LAROSE
TOMAS KABERLE

At TORONTO

Nov. 4, 2008
Jan. 19, 2009

HURRICANES 5
HURRICANES 2

MAPLE LEAFS 4 OT
MAPLE LEAFS 0

19266
19018

TOSKALA / WARD
TOSKALA / WARD

NICLAS WALLIN
JOSEPH CORVO

Goals by Period:

HURRICANES
MAPLE LEAFS

1st	2nd	3rd	OT	Total
4	7	5	1	17
3	7	4	0	14

Shots by Period:

HURRICANES
MAPLE LEAFS

1st	2nd	3rd	OT	Total
39	39	40	2	120
36	54	44	0	134

INDIVIDUAL SCORING

HURRICANES	GP	G	A	TP	+/-	PIM	PP	S	MAPLE LEAFS	GP	G	A	TP	+/-	PIM	PP	S
Ray Whitney	4	1	5	6	-4	2	1	8	Mikhail Grabovski	3	4	1	5	3	0	1	6
Chad Larose	4	3	2	5	4	2	0	13	Jason Blake	4	3	2	5	0	2	0	16
Tuomo Ruutu	4	3	2	5	3	0	0	6	Niklas Hagman	4	3	2	5	4	0	0	15
Joseph Corvo	4	2	2	4	-1	2	2	12	Tomas Kaberle	4	1	3	4	0	2	1	13
Eric Staal	4	2	2	4	-4	0	2	19	Nikolai Kulemin	2	0	4	4	4	0	0	4
Dennis Seidenberg	4	1	2	3	-2	2	1	8	Pavel Kubina	4	0	3	3	3	4	0	8
Matt Cullen	2	1	2	3	2	0	0	2	Jiri Tlustý	2	0	3	3	3	0	0	1
Rod Brind'Amour	4	0	3	3	-3	0	0	4	Ian White	4	2	0	2	-1	2	1	8
Niclas Wallin	4	1	1	2	2	0	0	4	Mike Van Ryn	2	1	1	2	0	0	0	8
Scott Walker	3	1	1	2	-1	2	0	6	Nik Antropov	4	0	2	2	-3	2	0	6
Dwight Helminen	2	1	1	2	3	0	0	2	Dominic Moore	4	0	2	2	1	0	0	9
Anton Babchuk	4	0	2	2	-1	2	0	4	Jamal Mayers	4	0	1	1	0	2	0	1
Sergei Samonov	4	0	2	2	-1	2	0	3	Matt Stajan	4	0	1	1	0	4	0	8
Ryan Bayda	4	1	0	1	-1	0	0	4	John Mitchell	4	0	0	0	-3	0	0	3
Josef Melichar	2	0	1	1	-1	0	0	0	Alexei Ponikarovsky	4	0	0	0	-4	2	0	10
Joni Pitkanen	2	0	1	1	2	2	0	5	Luke Schenn	4	0	0	0	-1	2	0	7
Patrick Eaves	4	0	0	0	1	0	0	1	Anton Stralman	3	0	0	0	-1	2	0	2
Tim Gleason	4	0	0	0	-3	6	0	6	Jeff Finger	2	0	0	0	-1	0	0	1
Wade Brookbank	2	0	0	0	0	0	0	1	Jonas Frogren	2	0	0	0	0	4	0	0
Patrick Dwyer	2	0	0	0	1	0	0	1	Brad May	2	0	0	0	0	2	0	1
Brandon Sutter	2	0	0	0	0	0	0	1	Alexander Steen	2	0	0	0	-3	2	0	2
Justin Williams	2	0	0	0	-1	0	0	10	Lee Stempniak	2	0	0	0	-1	0	0	3
Dan Lacouture	1	0	0	0	-1	0	0	0	Carlo Colaiacovo	1	0	0	0	1	2	0	1
									Andre Deveaux	1	0	0	0	0	0	0	1

Power Play: 6-16 37.5%
Penalty Killing: 6-9 66.7%

Power Play: 3-9 33.3%
Penalty Killing: 10-16 62.5%

GOALTENDING

HURRICANES	GP	MIN	WLOT	GA	SA	SV	GAA	SV%
Cam Ward	3	180	2-1-0	9	100	91	3.00	.910
Michael Leighton	1	60	1-0-0	4	33	29	4.00	.879

GOALTENDING

MAPLE LEAFS	GP	MIN	WLOT	GA	SA	SV	GAA	SV%
Vesa Toskala	3	181	1-1-1	11	90	79	3.65	.878
Curtis Joseph	1	58	0-1-0	5	29	24	5.16	.828

LEAFS VS. CAROLINA HISTORY

Leafs All-Time Record:
33-41-11-4

Last Leafs win in Toronto:
Jan. 15, 2008 (5-4)

Last two consecutive Leafs wins:
Jan. 30, 2007 (4-1) & Mar. 27, 2007 (6-1)

Leafs All-Time Home Record:
16-21-6-1

Last Leafs win in Carolina:
Jan. 15, 2009 (6-4)

Last two consecutive Leafs wins in Toronto:
Oct. 20, 2005 (5-4 OT) & Mar. 21, 2006 (3-2)

Leafs All-Time Road Record:
17-20-5-3

Leafs record in shootout:
0-1

Last two consecutive Leafs wins in Carolina:
Dec. 15, 2006 (4-3) & Jan. 30, 2007 (4-1)

MOST RECENT NOTABLES VS. CAROLINA

Last Leaf shutdown in Toronto:
Nov. 8, 2000 (Curtis Joseph)

Last Leaf hat trick:
Jan. 15, 2009 (Jason Blake)

Last Leaf shutdown in Carolina:
Nov. 3, 1999 (Curtis Joseph)

Last opponent hat trick vs. Leafs:
November 27, 2001 (Sami Kapanen)

Last opponent shutdown in Toronto:
Jan. 19, 2009 (0-2) (Ward)

Last Leaf overtime goal:
Oct. 20, 2005 vs. CAR (5-4 W) KLEE (Ward)

Last opponent shutdown in Carolina:
Mar. 5, 1989 (0-3) (Sidorkiewicz) (Hartford)

Last opponent overtime goal:
Nov. 4, 2008 vs. CAR (4-5 L) Wallin (TOSKALA)



LEAFS vs. NHL

2008-09 vs. Chicago

Summary: Won - 0 Lost - 0 OT - 1

At TORONTO

Nov. 22, 2008

BLACKHAWKS 5

MAPLE LEAFS 4 OT

Attend.

19,474

Goaltenders

TOSKALA / KHABIBULIN

W Goal

DAVE BOLLAND

Goals by Period:

	1st	2nd	3rd	OT	Total
BLACKHAWKS	0	2	2	1	5
MAPLE LEAFS	1	3	0	0	4

Shots by Period:

	1st	2nd	3rd	OT	Total
BLACKHAWKS	6	14	15	1	36
MAPLE LEAFS	11	16	9	2	38

INDIVIDUAL SCORING

BLACKHAWKS	GP	G	A	TP	+/-	PIM	PP	S	MAPLE LEAFS	GP	G	A	TP	+/-	PIM	PP	S
Patrick Sharp	1	2	0	2	2	0	1	4	Alexei Ponikarovsky	1	1	1	2	2	2	0	3
Dave Bolland	1	1	1	2	1	0	0	3	Matt Stajan	1	1	1	2	0	0	1	4
Brian Campbell	1	0	2	2	-1	0	0	1	Pavel Kubina	1	1	0	1	1	0	0	2
Duncan Keith	1	0	2	2	2	0	0	3	Dominic Moore	1	1	0	1	0	0	0	4
Ben Eager	1	1	0	1	1	0	0	3	Jason Blake	1	0	1	1	0	0	0	4
Patrick Kane	1	1	0	1	0	0	0	3	Mikhail Grabovski	1	0	1	1	-1	0	0	2
Martin Havlat	1	0	1	1	0	2	0	1	Tomas Kaberle	1	0	1	1	0	0	0	1
Aaron Johnson	1	0	1	1	0	0	0	2	Jamal Mayers	1	0	1	1	-1	0	0	1
Andrew Ladd	1	0	1	1	1	0	0	0	John Mitchell	1	0	1	1	0	0	0	1
Kris Versteeg	1	0	1	1	0	0	0	4	Nik Antropov	1	0	0	0	0	0	0	4
Craig Adams	1	0	0	0	-1	0	0	2	Jeff Finger	1	0	0	0	-3	0	0	1
Cameron Barker	1	0	0	0	-1	0	0	1	Jonas Frogren	1	0	0	0	0	0	0	1
Troy Brouwer	1	0	0	0	1	0	0	6	Niklas Hagman	1	0	0	0	0	0	0	4
Adam Burish	1	0	0	0	-1	0	0	1	Nikolai Kulemin	1	0	0	0	-1	0	0	1
Colin Fraser	1	0	0	0	-1	0	0	0	Luke Schenn	1	0	0	0	0	0	0	1
Brent Seabrook	1	0	0	0	2	2	0	1	Alexander Steen	1	0	0	0	-1	0	0	1
Jonathan Toews	1	0	0	0	-1	2	0	0	Anton Stralman	1	0	0	0	0	2	0	0
Matt Walker	1	0	0	0	0	0	0	1	Ian White	1	0	0	0	0	0	0	3

Power Play: 1-3 33.3%

Penalty Killing: 2-3 66.7%

GOALTENDING

BLACKHAWKS	GP	MIN	WLOT	GA	SA	SV	GAA	SV%
Nikolai Khabibulin	1	61	1-0-0	4	38	34	3.95	.895

Power Play: 1-3 33.3%

Penalty Killing: 2-3 66.7%

GOALTENDING

MAPLE LEAFS	GP	MIN	WLOT	GA	SA	SV	GAA	SV%
Vesa Toskala	1	61	0-0-1	5	36	31	4.93	.861

LEAFS VS. CHICAGO HISTORY

Leafs All-Time Record:

284-255-96-1

Leafs All-Time Home Record:

164-98-54-1

Leafs All-Time Road Record:

120-157-42-0

Last Leafs win in Toronto:

Dec. 1, 2001 (4-1)

Last Leafs win in Chicago:

Dec. 12, 2003 (3-1)

Leafs record in shootout:

0-0

Last two consecutive Leafs wins:

Dec. 1, 2001 (4-1) & Feb. 12, 2003 (3-1)

Last two consecutive Leafs wins in Toronto:

Mar. 31, 1990 (6-4) & Oct. 20, 1990 (6-2)

Last two consecutive Leafs wins in Chicago:

Nov. 30, 2001 (2-1) & Feb. 12, 2003 (3-1)

MOST RECENT NOTABLES VS. CHICAGO

Last Leaf shutout in Toronto:

Mar. 30, 1968 (Johnny Bower)

Last Leaf shutout in Chicago:

Apr. 6, 2001 (Curtis Joseph)

Last opponent shutout in Toronto:

Mar. 30, 2000 (0-4) (Thibault)

Last opponent shutout in Chicago:

Nov. 5, 1992 (0-1) (Belfour)

Last Leaf hat trick:

Nov. 12, 1998 (Mats Sundin)

Last opponent hat trick vs. Leafs:

January 1, 1993 (Michel Goulet)

Last Leaf overtime goal:

Jan. 24, 1997 @ CHI (2-1 W) MULLER (Hackett)

Last opponent overtime goal:

Nov. 22, 2008 vs. CHI (4-5 L) Bolland (TOSKALA)



2008-09 vs. Colorado

Summary: Won-1 Lost-0 OT-0

At AVALANCHE

Jan. 29, 2009

AVALANCHE 4

MAPLE LEAFS 7

Attend.
15216Goaltenders
TOSKALA / RAYCROFT

W Goal

JASON BLAKE

Goals by Period:

AVALANCHE
MAPLE LEAFS

1st	2nd	3rd	OT	Total
1	2	1	0	4
1	3	3	0	7

Shots by Period:

AVALANCHE
MAPLE LEAFS

1st	2nd	3rd	OT	Total
10	7	3	0	20
6	12	12	0	30

INDIVIDUAL SCORING

AVALANCHE	GP	G	A	TP	+/-	PIM	PP	S
Milan Hejduk	1	2	0	2	-2	0	1	4
John-Michael Liles	1	1	1	2	-2	0	0	1
Ryan Smyth	1	0	2	2	-1	2	0	2
Chris Stewart	1	1	0	1	0	0	0	3
T.J. Hensick	1	0	1	1	0	0	0	3
Jordan Leopold	1	0	1	1	-3	0	0	2
Ruslan Salei	1	0	1	1	1	2	0	0
Marek Svatos	1	0	1	1	-1	0	0	1
Wojtek Wolski	1	0	1	1	-2	0	0	1
Tyler Arason	1	0	0	0	-1	0	0	1
Brett Clark	1	0	0	0	-1	0	0	0
Kyle Cumiskey	1	0	0	0	-1	0	0	0
Scott Hannan	1	0	0	0	0	2	0	1
Ian Laperriere	1	0	0	0	0	0	0	0
Cody McCormick	1	0	0	0	0	0	0	0
Cody McLeod	1	0	0	0	-1	0	0	0
Darcy Tucker	1	0	0	0	-1	0	0	1
Brian Willisie	1	0	0	0	0	0	0	0

Power Play: 1-1 100.0%
Penalty Killing: 2-3 66.7%

GOALTENDING

AVALANCHE	GP	MIN	WLOT	GA	SA	SV	GAA	SV%
Andrew Raycroft	1	60	0-1-0	7	30	23	7.00	.767

MAPLE LEAFS	GP	G	A	TP	+/-	PIM	PP	S
Dominic Moore	1	2	1	3	2	0	0	6
Jason Blake	1	1	2	3	2	0	0	5
Mikhail Grabovski	1	1	1	2	2	0	1	2
Niklas Hagman	1	0	2	2	0	0	0	2
Nikolai Kulemin	1	0	2	2	2	0	0	0
Alexei Ponikarovsky	1	0	2	2	2	0	0	0
Ian White	1	0	2	2	0	2	0	2
Nik Antropov	1	1	0	1	2	0	0	3
Jeff Finger	1	1	0	1	1	0	0	1
Matt Stajan	1	1	0	1	0	0	0	1
Tomas Kaberle	1	0	1	1	1	0	0	2
Lee Stempniak	1	0	1	1	0	0	0	2
Pavel Kubina	1	0	0	0	0	0	0	1
Brad May	1	0	0	0	-1	0	0	0
Jamal Mayers	1	0	0	0	-1	0	0	1
John Mitchell	1	0	0	0	-1	0	0	0
Luke Schenn	1	0	0	0	3	0	0	1
Mike Van Ryn	1	0	0	0	1	0	0	01

Power Play: 1-3 33.3%
Penalty Killing: 0-1 0.0%

GOALTENDING

MAPLE LEAFS	GP	MIN	WLOT	GA	SA	SV	GAA	SV%
Vesa Toskala	1	60	1-0-0	4	20	16	4.00	.800

LEAFS VS. COLORADO HISTORY

Leafs All-Time Record:
24-34-9-0

Leafs All-Time Home Record:
16-16-4-0

Leafs All-Time Road Record:
8-18-5-0

Last Leafs win in Toronto:
Mar. 20, 2004 (5-2)

Last Leafs win in Colorado:
January 29, 2009 (7-4)

Leafs record in shootout:
0-0

Last two consecutive Leafs wins:
Nov. 4, 1998 (3-0) & Oct. 6, 1999 (2-1)

Last two consecutive Leafs wins in Toronto:
Nov. 4, 1998 (3-0) & Oct. 6, 1999 (2-1)

Last two consecutive Leafs wins in Colorado:
Dec. 21, 1996 (6-2) & Mar. 29, 1997 (3-2)

MOST RECENT NOTABLES VS. COLORADO

Last Leaf shutout in Toronto:
Nov. 4, 1998 (Curtis Joseph)

Last Leaf shutout in Colorado:
Never

Last opponent shutout in Toronto:
Jan. 25, 2003 (0-3) (Roy)

Last opponent shutout in Colorado:
Mar. 3, 1996 (0-4) (Roy)

Last Leaf hat trick:
Dec. 21, 1996 (Mats Sundin)

Last Opponent hat trick vs. Leafs:
November 26, 1992 (Owen Nolan) with Quebec

Last Leaf overtime goal:
Mar. 17, 1992 vs. QUE (4-3 W) ANDERSON (Fiset)

Last opponent overtime goal:
Nov. 26, 1992 vs. QUE (4-5 L) Nolan (POTVIN)



2008-09 vs. Columbus

Summary: Won - 0 Lost - 0 OT - 1

At TORONTO

Feb. 19, 2009

BLUE JACKETS 4

MAPLE LEAFS 3 SO

Attend.

19179

Goaltenders

POGGE / MASON

W Goal

RICK NASH

Goals by Period:

	1st	2nd	3rd	OT	Total
BLUE JACKETS	1	1	1	0	3
MAPLE LEAFS	1	2	0	0	3

Shots by Period:

	1st	2nd	3rd	OT	Total
BLUE JACKETS	9	12	9	4	34
MAPLE LEAFS	13	13	7	2	35

INDIVIDUAL SCORING

BLUE JACKETS	GP	G	A	TP	+/-	PIM	PP	S	MAPLE LEAFS	GP	G	A	TP	+/-	PIM	PP	S
Kristian Huselius	1	1	1	2	0	0	0	2	Nik Antropov	1	2	0	2	1	0	1	4
Rick Nash	1	1	1	2	1	0	0	5	Alexei Ponikarovsky	1	0	2	2	1	0	0	2
Manny Malhotra	1	0	2	2	1	0	0	1	Jamai Mayers	1	1	0	1	0	0	0	3
R.J. Umberger	1	1	0	1	1	0	0	4	Jason Blake	1	0	1	1	-1	0	0	5
Jakub Voracek	1	0	1	1	0	0	0	0	Pavel Kubina	1	0	1	1	1	0	0	3
Jason Williams	1	0	1	1	0	0	0	2	Dominic Moore	1	0	1	1	-1	2	0	1
Christian Backman	1	0	0	0	1	2	0	0	Matt Stajan	1	0	1	1	1	2	0	1
Jared Boll	1	0	0	0	0	5	0	2	Boyd Devereaux	1	0	0	0	-1	0	0	0
Jason Chimera	1	0	0	0	0	0	0	2	Jeff Finger	1	0	0	0	-3	0	0	3
Mike Commodore	1	0	0	0	-1	0	0	2	Jonas Frogren	1	0	0	0	1	0	0	0
Jan Hejda	1	0	0	0	-1	2	0	5	Mikhail Grabovski	1	0	0	0	0	0	0	0
Marc Methot	1	0	0	0	1	4	0	0	Niklas Hagman	1	0	0	0	-1	0	0	0
Andrew Murray	1	0	0	0	0	0	0	1	Nikolai Kulemin	1	0	0	0	0	0	0	0
Jiri Novotny	1	0	0	0	0	2	0	0	John Mitchell	1	0	0	0	-1	0	0	4
Michael Peca	1	0	0	0	0	0	0	3	Luke Schenn	1	0	0	0	-2	5	0	1
Kris Russell	1	0	0	0	1	0	0	1	Jaime Sifers	1	0	0	0	0	0	0	2
Raffi Torres	1	0	0	0	0	0	0	2	Lee Stempniak	1	0	0	0	-1	0	0	2
Fedor Tyutin	1	0	0	0	1	0	0	2	Ian White	1	0	0	0	1	0	0	4

Power Play:	0-2	0.0%
Penalty Killing:	4-5	80.0%

Power Play:	1-5	20.0%
Penalty Killing:	2-2	100.0%

GOALTENDING							
BLUE JACKETS	GP	MIN	WLOT	GA	SA	SV	GAA SV%
Steve Mason	1	65	1-0-0	3	35	32	2.77 .914

GOALTENDING							
MAPLE LEAFS	GP	MIN	WLOT	GA	SA	SV	GAA SV%
Justin Pogge	1	65	0-0-1	3	34	31	2.78 .912

LEAFS VS. COLUMBUS HISTORY

Leafs All-Time Record:
4-0-1-2Last Leafs win in Toronto:
Feb. 19, 2008 (3-1)Last two consecutive Leafs wins:
Oct. 20, 2006 (4-2) & Feb. 19, 2008 (3-1)Leafs All-Time Home Record:
3-0-1-1Last Leafs win in Columbus:
Oct. 20, 2006 (4-2)Last two consecutive Leafs wins Toronto
Feb. 12, 2004 (4-1) & Feb. 19, 2008 (3-1)Leafs All-Time Road Record:
1-0-0-1Leafs record in shootout:
0-1Last two consecutive Leafs wins in Columbus:
Never

MOST RECENT NOTABLES VS. COLUMBUS

Last Leaf shutout in Toronto:
NeverLast Leaf hat trick:
NeverLast Leaf shutout in Columbus:
NeverLast opponent hat trick vs. Leafs:
March 20, 2003 (Tyler Wright)Last opponent shutout in Toronto:
NeverLast Leaf overtime goal:
NeverLast opponent shutout in Columbus:
NeverLast opponent overtime goal:
Mar. 20, 2003 @ CLB (3-4) Wright (KIDD)

2008-09 vs. Dallas

Summary: Won - 0 Lost - 1 OT - 0

AT TORONTO

Dec. 23, 2008

STARS 8

MAPLE LEAFS 2

Attend.

19269

Goaltenders

JOSEPH, TOSKALA / TURCO

W Goal

FABIAN BRUNNSTROM

Goals by Period:

STARS
MAPLE LEAFS

1st	2nd	3rd	OT	Total
4	3	1	0	8
0	1	1	0	2

Shots by Period:

STARS
MAPLE LEAFS

1st	2nd	3rd	OT	Total
11	19	7	0	37
7	6	9	0	22

INDIVIDUAL SCORING

STARS	GP	G	A	TP	+/-	PIM	PP	S
James Neal	1	3	0	3	1	2	1	6
Fabian Brunnstrom	1	1	1	2	2	0	0	2
Steve Ott	1	1	1	2	2	2	0	3
Mike Ribeiro	1	1	1	2	3	0	0	1
Trevor Daley	1	0	2	2	3	0	0	2
Jere Lehtinen	1	0	2	2	1	0	0	1
Stephane Robidas	1	0	2	2	4	0	0	0
Landon Wilson	1	0	2	2	2	0	0	4
Krystofer Barch	1	1	0	1	2	10	0	4
Brad Richards	1	1	0	1	-1	0	1	3
Nicklas Grossman	1	0	1	1	-1	0	0	1
Andrew Hutchinson	1	0	1	1	0	0	0	1
Mike Modano	1	0	1	1	1	0	0	1
Matt Niskanen	1	0	1	1	1	0	0	1
Loui Eriksson	1	0	0	0	-1	0	0	1
Toby Petersen	1	0	0	0	-1	0	0	4
Brian Sutherby	1	0	0	0	1	0	0	1
Darryl Sydor	1	0	0	0	1	0	0	1

Power Play:

2-3 66.7%

Penalty Killing:

1-1 100.0%

GOALTENDING

STARS	GP	MIN	WLOT	GA	SA	SV	GAA	SV%
Marty Turco	1	60	1-0-0	2	22	20	2.00	.909

MAPLE LEAFS

MAPLE LEAFS	GP	G	A	TP	+/-	PIM	PP	S
Jason Blake	1	1	0	1	-2	0	0	1
Mikhail Grabovski	1	1	0	1	1	2	0	2
Andre Deveaux	1	0	1	1	0	12	0	2
Tomas Kaberle	1	0	1	1	-2	0	0	3
Dominic Moore	1	0	1	1	-2	0	0	1
Lee Stempniak	1	0	1	1	1	0	0	3
Nik Antropov	1	0	0	0	-2	0	0	0
Jeff Finger	1	0	0	0	-2	0	0	0
Jonas Frogren	1	0	0	0	-1	2	0	0
Niklas Hagman	1	0	0	0	0	0	0	1
Pavel Kubina	1	0	0	0	-1	2	0	0
Nikolai Kulemin	1	0	0	0	-2	0	0	0
John Mitchell	1	0	0	0	-1	0	0	1
Alexei Ponikarovsky	1	0	0	0	-1	0	0	0
Jaime Sifers	1	0	0	0	-1	0	0	0
Matt Stajan	1	0	0	0	-2	0	0	4
Ian White	1	0	0	0	-1	0	0	3
Jeremy Williams	1	0	0	0	-2	0	0	1

Power Play:

0-1 0.0%

Penalty Killing:

1-3 33.3%

GOALTENDING

MAPLE LEAFS	GP	MIN	WLOT	GA	SA	SV	GAA	SV%
Curtis Joseph	1	28	0-0-0	1	10	9	2.11	.900
Vesa Toskala	1	32	0-1-0	7	27	20	13.30	.741

LEAFS VS. DALLAS HISTORY

Leafs All-Time Record:

85-88-28-0

Last Leafs win in Toronto:

Oct. 25, 1999 (4-0)

Last two consecutive Leafs wins:

Oct. 25, 1999 (4-0) & Jan. 20, 1999 (6-4)

Leafs All-Time Home Record:

49-37-17-0

Last Leafs win in Dallas:

Oct. 22, 2003 (3-1)

Last two consecutive Leafs wins in Toronto:

Apr. 14, 1995 (2-1) & Dec. 9, 1995 (3-1)

Leafs All-Time Road Record:

36-51-11-0

Leafs record in shootout:

0-0

Last two consecutive Leafs wins in Dallas:

Apr. 5, 1994 (6-4) & Jan. 30, 1995 (2-1) (Min)

MOST RECENT NOTABLES VS. DALLAS

Last Leaf shutdown in Toronto:

Oct. 25, 1999 (Curtis Joseph)

Last Leaf hat trick:

Apr. 3, 1985 (Bill Derlago)

Last Leaf shutdown in Dallas:

Mar. 26, 1998 (Felix Potvin)

Last Opponent hat trick vs. Leafs:

Dec. 23, 2008 (James Neal)

Last opponent shutdown in Toronto:

Dec. 21, 1987 (0-0) (Talkko)

Last Leaf overtime goal:

Jan. 13, 1994 vs. DAL (4-3 W) ANDERSON (Potvin)

Last opponent shutdown in Dallas:

Oct. 19, 1996 (0-2) (Moog)

Last opponent overtime goal:

Dec. 1, 1987 @ MIN (2-3 L) Bellows (WREGGET)



2008-09 vs. Detroit

Summary: Won - 1 Lost - 0 OT - 0

At DETROIT

Oct. 9, 2008

RED WINGS 2

MAPLE LEAFS 3

Attend.
20066Goalenders
TOSKALA / OSGOOD

W Goal

NIKOLAI KULEMIN

Goals by Period:

	1st	2nd	3rd	OT	Total
RED WINGS	0	1	1	0	2
MAPLE LEAFS	1	1	1	0	3

Shots by Period:

	1st	2nd	3rd	OT	Total
RED WINGS	14	11	12	0	37
MAPLE LEAFS	10	9	10	0	29

INDIVIDUAL SCORING

RED WINGS	GP	G	A	TP	+/-	PIM	PP	S	MAPLE LEAFS	GP	G	A	TP	+/-	PIM	PP	S
Tomas Holmstrom	1	2	0	2	1	0	1	4	Pavel Kubina	1	1	0	1	0	0	1	1
Pavel Datsyuk	1	0	1	1	1	0	0	5	Nikolai Kulemin	1	1	0	1	2	0	0	3
Marian Hossa	1	0	1	1	1	0	0	1	Dominic Moore	1	1	0	1	2	0	0	5
Brian Rafalski	1	0	1	1	-1	0	0	3	Jonas Frogren	1	0	1	1	2	0	0	0
Brad Stuart	1	0	1	1	-1	2	0	2	Alexander Steen	1	0	1	1	2	0	0	0
Daniel Cleary	1	0	0	0	-1	0	0	5	Nik Antropov	1	0	0	0	0	0	0	0
Kris Draper	1	0	0	0	0	0	0	0	Jason Blake	1	0	0	0	0	0	0	0
Valtteri Filppula	1	0	0	0	-1	0	0	1	Carlo Colaiacovo	1	0	0	0	-1	2	0	2
Johan Franzen	1	0	0	0	-1	0	0	5	Mikhail Grabovski	1	0	0	0	0	0	0	0
Jiri Hudler	1	0	0	0	0	0	0	0	Niklas Hagman	1	0	0	0	0	0	0	2
Tomas Kopecky	1	0	0	0	0	2	0	3	Tomas Kaberle	1	0	0	0	0	0	0	2
Niklas Kronwall	1	0	0	0	-1	0	0	0	Jamal Mayers	1	0	0	0	-1	2	0	0
Brett Lebda	1	0	0	0	0	0	0	0	John Mitchell	1	0	0	0	0	0	0	0
Nicklas Lidstrom	1	0	0	0	0	0	0	2	Alexei Ponikarovsky	1	0	0	0	0	0	0	3
Andreas Lilja	1	0	0	0	0	0	0	0	Luke Schenn	1	0	0	0	0	0	0	1
Kirk Maltby	1	0	0	0	0	0	0	0	Matt Stajan	1	0	0	0	-1	2	0	0
Mikael Samuelsson	1	0	0	0	-1	0	0	1	Jiri Tlusty	1	0	0	0	-1	0	0	3
Henrik Zetterberg	1	0	0	0	-1	0	0	5	Mike Van Ryn	1	0	0	0	1	0	0	2

Power Play: 1-3 33.3%
Penalty Killing: 1-2 50.0%

GOALTENDING

RED WINGS	GP	MIN	WLOT	GA	SA	SV	GAA	SV%
Chris Osgood	1	59	0-1-0	3	29	26	3.04	.897

Power Play: 1-2 50.0%
Penalty Killing: 2-3 66.7%

GOALTENDING

MAPLE LEAFS	GP	MIN	WLOT	GA	SA	SV	GAA	SV%
Vesa Toskala	1	60	1-0-0	2	37	35	2.00	.946

LEAFS VS. DETROIT HISTORY

Leafs All-Time Record:
274-274-93-0

Last Leafs win in Toronto:
Feb. 9, 2008 (3-2 OT)

Last two consecutive Leafs wins:
Feb. 9, 2008 (3-2 OT) & Oct. 9, 2008 (3-2)

Leafs All-Time Home Record:
165-105-47-0

Last Leafs win in Detroit:
Oct. 9, 2008 (3-2)

Last two consecutive Leafs wins in Toronto:
Dec. 6, 2003 (5-2) & Feb. 9, 2008 (3-2 OT)

Leafs All-Time Road Record:
109-169-46-0

Leafs record in shootout:
0-0

Last two consecutive Leafs wins in Detroit:
Mar. 16, 2000 (4-3 OT) & Dec. 6, 2000 (3-0)

MOST RECENT NOTABLES VS. DETROIT

Last Leaf shutout in Toronto:
Nov. 15, 1986 (Allan Bester)

Last Leaf hat trick:
Mar. 4, 1994 (Wendel Clark)

Last Leaf shutout in Detroit:
Dec. 6, 2000 (Curtis Joseph)

Last opponent hat trick vs. Leafs:
December 27, 1997 (Kirk Maltby)

Last opponent shutout in Toronto:
Jan. 3, 1976 (0-1)

Last Leaf overtime goal:
Feb. 9, 2008 (3-2 W) ANTROPOV (Hasek)

Last opponent shutout in Detroit:
Oct. 25, 1991 (0-4) (Rien-deau W/Chevel-dae)

Last opponent overtime goal:
Mar. 20, 1996 vs. DET (3-4 L) McCarty (BEAUPRE)



2008-09 Edmonton

Summary: Won -1 Lost -1 OT -0

At EDMONTON

Nov. 13, 2008 OILERS 2 MAPLE LEAFS 5

Attend. Goaltenders

16839 TOSKALA / DROUIN-DESLAURIERS

W Goal

NIK ANTROPOV

At TORONTO

Mar. 7, 2009 OILERS 4 MAPLE LEAFS 1

Attend. Goaltenders

19364 GERBER / ROLOSON

W Goal

KYLE BRODZIAK

Goals by Period:

	1st	2nd	3rd	OT	Total
OILERS	1	4	1	0	6
MAPLE LEAFS	0	4	2	0	6

Shots by Period:

	1st	2nd	3rd	OT	Total
OILERS	20	12	11	0	43
MAPLE LEAFS	15	33	20	0	68

INDIVIDUAL SCORING

OILERS	GP	G	A	TP	+/-	PIM	PP	S
Ales Hemsky	2	1	3	4	2	0	0	6
Denis Grebeshkov	2	0	3	3	5	2	0	3
Kyle Brodzia	2	2	0	2	2	0	0	3
Shawn Horcoff	2	0	2	2	2	0	0	2
Sam Gagner	2	1	0	1	0	2	1	3
Fernando Pisani	2	1	0	1	0	0	0	2
Ethan Moreau	1	1	0	1	0	0	0	3
Andrew Coglian	2	0	1	1	0	2	0	3
Tom Gilbert	2	0	1	1	4	2	0	6
Liam Reddo	1	0	1	1	1	0	0	1
Dustin Penner	2	0	0	0	1	0	0	1
Marc-Antoine Pouliot	2	0	0	0	-1	2	0	3
Sheldon Souray	2	0	0	0	-1	6	0	4
Steve Staios	2	0	0	0	-1	0	0	1
Zachery Stortini	2	0	0	0	1	5	0	0
Jason Strudwick	2	0	0	0	0	7	0	1
Erik Cole	1	0	0	0	0	0	0	0
Ales Kotalik	1	0	0	0	1	0	0	1
Robert Nilsson	1	0	0	0	0	0	0	0
Patrick O'Sullivan	1	0	0	0	0	0	0	0
Ladislav Smid	1	0	0	0	0	0	0	0
Lubomir Visnovsky	1	0	0	0	-1	0	0	0

Power Play:	1-6	16.7%
Penalty Killing:	2-6	33.3%

MAPLE LEAFS	GP	G	A	TP	+/-	PIM	PP	S
Matt Stajan	2	0	4	4	-1	0	0	2
Tomas Kaberle	1	1	2	3	-1	0	1	2
Jason Blake	2	0	2	2	-1	2	0	7
Mikhail Grabovski	2	1	0	1	-2	0	1	1
Nikolai Kulemin	2	1	0	1	0	0	1	8
Alexei Ponikarovsky	2	1	0	1	-2	2	1	6
Ian White	2	1	0	1	-2	0	0	5
Nik Antropov	1	1	0	1	0	0	0	2
Carlo Colaiacovo	1	0	1	1	2	0	0	0
Lee Stempnick	1	0	1	1	-3	0	0	4
Anton Stralman	1	0	1	1	1	0	0	1
Jeff Finger	2	0	0	0	-1	0	0	1
Pavel Kubina	2	0	0	0	-18	0	0	6
Jamal Mayers	2	0	0	0	0	2	0	4
Luke Schenn	2	0	0	0	-2	0	0	6
Boyd Devereaux	1	0	0	0	0	0	0	0
Jonas Frogren	1	0	0	0	0	0	0	0
Niklas Hagman	1	0	0	0	0	0	0	3
Jeffrey Hamilton	1	0	0	0	-2	0	0	4
Ryan Hollweg	1	0	0	0	0	2	0	1
Brad May	1	0	0	0	0	0	0	1
John Mitchell	1	0	0	0	-2	0	0	2
Dominic Moore	1	0	0	0	0	0	0	0
Benjamin Ondrus	1	0	0	0	0	12	0	0
Alexander Steen	1	0	0	0	1	0	0	2
Mike Van Ryn	1	0	0	0	0	0	0	0

Power Play:	4-6	66.7%
Penalty Killing:	5-6	83.3%

GOALTENDING

OILERS	GP	MIN	WLOT	GA	SA	SV	GAA	SV%
Dwayne Roloson	1	60	1-0-0	1	40	39	1.00	.975
Jeff Drouin-Deslauriers	1	60	0-1-0	5	28	23	5.02	.821

GOALTENDING

MAPLE LEAFS	GP	MIN	WLOT	GA	SA	SV	GAA	SV%
Vesa Toskala	1	60	1-0-0	2	25	23	2.00	.920
Martin Gerber	1	59	0-1-0	3	17	14	3.05	.824

LEAFS VS. EDMONTON HISTORY

Leafs All-Time Record:
37-38-8-1Last Leafs win in Toronto:
Feb. 17, 2007 (4-3)Last two consecutive Leafs wins:
Feb. 17, 2007 (4-3) & Nov. 13, 2008 (5-2)Leafs All-Time Home Record:
21-16-2-0Last Leafs win in Edmonton:
Nov. 13, 2008 (5-2)Last two consecutive Leafs wins in Toronto:
Nov. 8, 2003 (4-1) & Feb. 17, 2007 (4-3)Leafs All-Time Road Record:
16-22-6-1Leafs record in shootout:
0-0Last two consecutive Leafs wins in Edmonton:
Jan. 7, 2006 (3-2) & Nov. 13, 2008 (5-2)

MOST RECENT NOTABLES VS. EDMONTON

Last Leaf shutdown in Toronto:
NeverLast Leaf hat trick:
Apr. 1, 1999 (Sergei Berezin)Last Leaf shutdown in Edmonton:
Mar. 7, 2000 (Curtis Joseph)Last opponent hat trick vs. Leafs:
February 19, 1997 (Mariusz Czerkawski)Last opponent shutdown in Toronto:
NeverLast Leaf overtime goal:
Jan. 14, 2000 @ EDM (3-2 W) SUNDIN (Salo)Last opponent shutdown in Edmonton:
Mar. 7, 2001 (0-4) (Salo)Last opponent overtime goal:
Dec. 28, 2002 @ EDM (2-3 L) Marchant (BELFOUR)

2008-09 vs. Florida

Summary: Won - 0 Lost - 2 OT - 2

At FLORIDA

Feb. 10, 2009
Mar. 19, 2009PANTHERS 5
PANTHERS 3MAPLE LEAFS 4 OT
MAPLE LEAFS 1

Attend.

13764
15467

Goaltenders

TOSKALA / VOKOUN
GERBER / VOKOUN

W Goal

RICHARD ZEDNIK
RICHARD ZEDNIK

At TORONTO

Jan. 6, 2009
Feb. 3, 2009PANTHERS 4
PANTHERS 4MAPLE LEAFS 2
MAPLE LEAFS 3 OT19197
19095TOSKALA / VOKOUN
TOSKALA / ANDERSONMICHAEL FROLIK
BRYAN MCCABE

Goals by Period:

PANTHERS
MAPLE LEAFS

1st	2nd	3rd	OT	Total
4	4	6	2	16
4	3	3	0	10

Shots by Period:

PANTHERS
MAPLE LEAFS

1st	2nd	3rd	OT	Total
48	52	41	4	145
46	35	55	1	137

INDIVIDUAL SCORING

PANTHERS

GP	G	A	TP	+/-	PIM	PP	S
Stephen Weiss	4	3	5	8	4	0	12
Ville Peltonen	4	3	2	5	3	0	8
Gregory Campbell	4	2	3	5	2	0	9
Cory Stillman	4	1	4	5	1	2	1
Richard Zednik	4	3	0	3	0	4	0
Nathan Horton	3	1	2	3	-1	4	0
Radek Dvorak	4	0	3	3	3	2	0
David Booth	3	0	3	3	3	2	0
Kamil Krepes	3	0	3	3	2	0	0
Bryan McCabe	4	1	1	2	0	0	14
Keith Ballard	4	0	2	2	5	0	0
Jay Bouwmeester	4	0	2	2	3	4	0
Michael Frolik	4	1	0	1	0	0	0
Brett McLean	4	1	0	1	0	0	0
Nick Boynton	3	0	1	1	1	0	0
Anthony Stewart	3	0	1	1	1	0	0
Jassen Cullimore	4	0	0	0	1	9	0
Karlis Skrastins	4	0	0	0	3	2	0
Nick Tarnasky	2	0	0	0	0	5	0
Steve Eminger	1	0	0	0	1	0	0
Shawn Matthias	1	0	0	0	0	0	0
Rostislav Olesz	1	0	0	0	0	0	0

MAPLE LEAFS

GP	G	A	TP	+/-	PIM	PP	S
Alexei Ponikarovsky	4	2	2	4	0	2	1
Jason Blake	4	1	3	4	-1	0	0
Niklas Hagman	3	3	0	3	0	0	1
Nik Antropov	3	2	1	3	-2	0	0
John Mitchell	4	0	3	3	-1	4	0
Dominic Moore	3	0	3	3	-1	6	0
Jamal Mayers	4	1	1	2	0	0	0
Jeff Finger	4	0	2	2	-4	0	0
Matt Stajan	3	0	2	2	-3	0	0
Mikhail Grabovski	4	1	0	1	-3	0	1
Pavel Kubina	4	0	1	1	-1	2	0
Anton Stralman	2	0	1	1	-1	2	0
Luke Schenn	4	0	0	0	-3	0	0
Lee Stempniak	4	0	0	0	-4	0	0
Ian White	4	0	0	0	-4	2	0
Nikolai Kulemin	3	0	0	0	-2	2	0
Brad May	3	0	0	0	-1	5	0
Andre Deveaux	2	0	0	0	-1	5	0
Jonas Frogren	2	0	0	0	1	0	0
Boyd Devereaux	1	0	0	0	-1	0	0
Jeffrey Hamilton	1	0	0	0	0	0	0
Ryan Hollweg	1	0	0	0	0	0	0
Tomas Kaberie	1	0	0	0	-2	0	0
Benjamin Ondrus	1	0	0	0	0	0	0
Phil Oreskovic	1	0	0	0	-1	0	0
Jaime Sifers	1	0	0	0	0	0	0
Mike Van Ryn	1	0	0	0	1	0	0

Power Play: 2-10 20.0%
Penalty Killing: 11-14 78.6%Power Play: 3-14 21.4%
Penalty Killing: 8-10 80.0%

GOALTENDING

PANTHERS

GP	MIN	WLOT	GA	SA	SV	GAA	SV%
Tomas Vokoun	3	181	3-0-0	7	103	96	2.32 .932
Craig Anderson	1	63	1-0-0	3	34	31	2.87 .912

MAPLE LEAFS

GP	MIN	WLOT	GA	SA	SV	GAA	SV%
Vesa Toskala	3	182	0-1-2	13	103	90	4.28 .874
Martin Gerber	1	58	0-1-0	3	42	39	3.09 .929

LEAFS VS. FLORIDA HISTORY

Leafs All-Time Record:

25-14-7-2

Last Leafs win in Toronto:

Oct. 18, 2007 (3-2)

Last two consecutive Leafs wins:

Oct. 18, 2007 (3-2) & Dec. 22, 2007 (2-1 OT)

Leafs All-Time Home Record:

13-7-2-1

Last Leafs win in Florida:

Feb. 27, 2008 (4-3 SO)

Last two consecutive Leafs wins in Toronto:

Apr. 11, 2006 (6-5 OT) & Oct. 9, 2006 (2-1 SO)

Leafs All-Time Road Record:

12-7-5-1

Leafs record in shootout:

2-0

Last two consecutive Leafs wins in Florida:

Dec. 22, 2007 (2-1 OT) & Feb. 27, 2008 (4-3 SO)

MOST RECENT NOTABLES VS. FLORIDA

Last Leaf shutout in Toronto:

Mar. 9, 2004 (Ed Belfour)

Last Leaf hat trick:

Apr. 11, 2006 (Mats Sundin)* 4 goals

Last Leaf shutout in Florida:

Feb. 3, 2003 (Ed Belfour)

Last opponent hat trick vs. Leafs:

Feb. 5, 2008 (Richard Zednik)

Last opponent shutout in Toronto:

Feb. 5, 2008 (0-8) (Vokoun)

Last Leaf overtime goal:

Dec. 22, 2007 at FLA (2-1 W) KUBINA (Vokoun)

Last opponent shutout in Florida:

Feb. 25, 2004 (0-4) (Luongo)

Last opponent overtime goal:

Feb. 10, 2009 vs. FLA (4-5 L) Zednik (TOSKALA)



2008-09 vs. Los Angeles

Summary: Won - 1 Lost - 0 OT - 0

At LOS ANGELES

Dec. 1, 2008

KINGS 1

MAPLE LEAFS 3

Attend.

15052

Goaltenders

TOSKALA / LABARBERA

W Goal

MIKHAIL GRABOVSKI

Goals by Period:

KINGS

MAPLE LEAFS

1st	2nd	3rd	OT	Total
1	0	0	0	1
0	0	3	0	3

Shots by Period:

KINGS

MAPLE LEAFS

1st	2nd	3rd	OT	Total
7	15	11	0	33
10	7	13	0	30

INDIVIDUAL SCORING

KINGS

GP	G	A	TP	+/-	PIM	PP	S
Alexander Frolov	1	1	0	1	0	0	0
Matt Greene	1	0	1	1	1	0	0
Derek Armstrong	1	0	0	0	0	7	0
Dustin Brown	1	0	0	0	-1	2	0
Kyle Calder	1	0	0	0	0	0	2
Drew Doughty	1	0	0	0	-1	0	5
Michal Handzus	1	0	0	0	0	0	3
Peter Harrold	1	0	0	0	0	0	2
Raitis Ivanans	1	0	0	0	0	2	0
Anze Kopitar	1	0	0	0	-1	0	1
Oscar Moller	1	0	0	0	0	0	0
Sean O'Donnell	1	0	0	0	0	2	0
Patrick O'Sullivan	1	0	0	0	0	0	4
Tom Preissing	1	0	0	0	0	0	3
Kyle Quincey	1	0	0	0	0	2	0
Brad Richardson	1	0	0	0	0	0	3
Wayne Simmonds	1	0	0	0	0	2	0
Jarret Stoll	1	0	0	0	1	0	0

Power Play:

0-4 0.0%

Penalty Killing:

3-5 60.0%

GOALTENDING

KINGS

GP	MIN	WLOT	GA	SA	SV	GAA	SV%
Jason LaBarbera	1	59	0-1-0	2	29	27	2.04 .931

MAPLE LEAFS

GP	G	A	TP	+/-	PIM	PP	S
Jeff Finger	1	1	0	1	1	7	0
Mikhail Grabovski	1	1	0	1	1	0	1
Matt Stajan	1	1	0	1	-1	0	1
Niklas Hagman	1	0	1	1	0	0	5
John Mitchell	1	0	1	1	0	0	0
Lee Stempniak	1	0	1	1	0	2	0
Nik Antropov	1	0	0	0	-1	0	0
Jason Blake	1	0	0	0	0	0	0
Andre Deveaux	1	0	0	0	0	0	1
Tomas Kaberle	1	0	0	0	0	2	0
Pavel Kubina	1	0	0	0	0	4	0
Nikolai Kulemin	1	0	0	0	1	0	0
Jamal Mayers	1	0	0	0	0	0	0
Dominic Moore	1	0	0	0	0	0	1
Alexei Ponikarovsky	1	0	0	0	0	0	3
Luke Schenn	1	0	0	0	-1	0	0
Anton Stralman	1	0	0	0	0	0	1
Ian White	1	0	0	0	0	0	1

Power Play:

2-5 40.0%

Penalty Killing:

4-4 100.0%

GOALTENDING

MAPLE LEAFS

GP	MIN	WLOT	GA	SA	SV	GAA	SV%
Vesa Toskala	1	60	1-0-0	1	33	32	1.00 .970

LEAFS VS. LOS ANGELES HISTORY

Leafs All-Time Record:

57-58-21-0

Last Leafs win in Toronto:

Nov. 12, 2002 (4-3 OT)

Last two consecutive Leafs wins:

Dec. 2, 1998 (3-1) & Jan. 29, 2000 (3-2)

Leafs All-Time Home Record:

35-23-11-0

Last Leafs win in Los Angeles:

Dec. 1, 2008 (3-1)

Last two consecutive Leafs wins in Toronto:

Dec. 2, 1998 (3-1) & Jan. 29, 2000 (3-2)

Leafs All-Time Road Record:

22-35-10-0

Leafs record in shootout:

0-0

Last two consecutive Leafs wins in Los Angeles:

Mar. 18, 1995 (5-3) & Dec. 16, 1995 (6-3)

MOST RECENT NOTABLES VS. LOS ANGELES

Last Leaf shutdown in Toronto:

Mar. 27, 1978 (Mike Palmateer)

Last Leaf hat trick:

Jan. 6, 1990 (Daniel Marois)

Last Leaf shutdown in Los Angeles:

Dec. 10, 1977 (Mike Palmateer)

Last opponent hat trick vs. Leafs:

December 1, 1988 (Dave Taylor)

Last opponent shutdown in Toronto:

Mar. 2, 1981 (0-1) (Lessard)

Last Leafs overtime goal:

Nov. 12, 2002 vs. LA (4-3) SUNDIN (Storr)

Last opponent shutdown in Los Angeles:

Feb. 20, 1988 (0-3) (Melanson)

Last opponent overtime goal:

Never



2008-09 vs. Minnesota

Summary: Won - 0 Lost - 1 OT - 0

At MINNESOTA

Jan. 27, 2009

WILD 6

MAPLE LEAFS 1

Attend.

18568

Goalenders

POGGE / BACKSTROM

W Goal

MARC-ANDRE BERGERON

Goals by Period:

	1st	2nd	3rd	OT	Total
WILD	1	4	1	0	6
MAPLE LEAFS	0	1	0	0	1

Shots by Period:

	1st	2nd	3rd	OT	Total
WILD	5	11	5	0	21
MAPLE LEAFS	6	12	10	0	28

INDIVIDUAL SCORING

WILD	GP	G	A	TP	+/-	PIM	PP	S	MAPLE LEAFS	GP	G	A	TP	+/-	PIM	PP	S
Pierre-Marc Bouchard	1	2	1	3	3	0	0	2	Jason Blake	1	1	0	1	-1	2	0	3
Andrew Brunette	1	1	1	2	1	0	0	1	Dominic Moore	1	0	1	1	-1	4	0	4
Owen Nolan	1	1	1	2	1	0	0	3	Ian White	1	0	1	1	-1	5	0	1
Eric Belanger	1	0	2	2	3	2	0	0	Nik Antropov	1	0	0	0	0	0	0	8
Antti Miettinen	1	0	2	2	3	0	0	2	Jonas Frogren	1	0	0	0	1	0	0	0
Marc-Andre Bergeron	1	1	0	1	3	0	0	1	Mikhail Grabovski	1	0	0	0	-2	0	0	0
Cal Clutterbuck	1	1	0	1	1	5	0	4	Niklas Hagman	1	0	0	0	-4	0	0	0
Kim Johnsson	1	0	1	1	4	0	0	0	Tomas Kaberle	1	0	0	0	-3	0	0	2
Mikko Koivu	1	0	1	1	1	0	0	0	Pavel Kubina	1	0	0	0	-2	0	0	1
James Sheppard	1	0	1	1	1	0	0	1	Nikolai Kulemin	1	0	0	0	-3	0	0	1
Stephane Veilleux	1	0	1	1	1	0	0	3	Brad May	1	0	0	0	0	0	0	0
Marek Zidlicky	1	0	1	1	1	0	0	0	Jamal Mayers	1	0	0	0	0	0	0	3
Derek Boogaard	1	0	0	0	0	0	0	0	John Mitchell	1	0	0	0	0	0	0	0
Brent Burns	1	0	0	0	1	0	0	2	Alexei Ponikarovsky	1	0	0	0	-1	0	0	0
Colton Gillies	1	0	0	0	0	0	0	0	Luke Schenn	1	0	0	0	-4	0	0	2
Krystofer Kolanos	1	0	0	0	0	0	0	1	Matt Stajan	1	0	0	0	-2	2	0	0
Nick Schultz	1	0	0	0	0	0	0	1	Lee Stempniak	1	0	0	0	-1	0	0	1
Martin Skoula	1	0	0	0	1	0	0	0	Mike Van Ryn	1	0	0	0	-1	0	0	2

Power Play:

0-3 0.0%

Penalty Killing:

0-0 0.0%

GOALTENDING

WILD	GP	MIN	WLOT	GA	SA	SV	GAA	SV%
Niklas Backstrom	1	60	1-0-0	1	28	27	1.00	.964

Power Play:

0-0 0.0%

Penalty Killing:

3-3 100.0%

GOALTENDING

MAPLE LEAFS	GP	MIN	WLOT	GA	SA	SV	GAA	SV%
Justin Pogge	1	60	0-1-0	6	21	15	6.00	.714

LEAFS VS. MINNESOTA HISTORY

Leafs All-Time Record:

5-2-0-0

Last Leafs win in Toronto:

Dec. 26, 2006 (4-3)

Last two consecutive Leafs wins:

Apr. 3, 2003 (2-1) & Dec. 11, 2003 (1-0)

Leafs All-Time Home Record:

4-0-0-0

Last Leafs win in Minnesota:

Dec. 11, 2003 (1-0)

Last two consecutive Leafs wins in Toronto:

Apr. 3, 2003 (2-1) & Dec. 26, 2006 (4-3)

Leafs All-Time Road Record:

1-2-0-0

Leafs record in shootout:

0-0

Last two consecutive Leafs wins in Minnesota:

Never

MOST RECENT NOTABLES VS. MINNESOTA

Last Leaf shutout in Toronto:

Never

Last Leaf hat trick:

Never

Last Leaf shutout in Minnesota:

Dec. 11, 2003 (Ed Belfour)

Last opponent hat trick vs. Leafs:

Never

Last opponent shutout in Toronto:

Never

Last Leaf overtime goal:

Never

Last opponent shutout in Minnesota:

Never

Last opponent overtime goal:

Never



2008-09 vs. Montreal

Summary: Won - 3 Lost - 3 OT - 0

AT MONTREAL

Jan. 8, 2009	CANADIENS 6	MAPLE LEAFS 2
Feb. 7, 2009	CANADIENS 2	MAPLE LEAFS 5
Mar. 21, 2009	CANADIENS 2	MAPLE LEAFS 5

Attend.

21,273
21,273
21,273

Goaltenders

JOSEPH, TOSKALA / HALAK
TOSKALA / PRICE
GERBER / HALAK

W Goal

G. LATENDRESSE
JASON BLAKE
ALEXEI PONIKAROVSKY

AT TORONTO

Oct. 11, 2008	CANADIENS 6	MAPLE LEAFS 1
Nov. 8, 2008	CANADIENS 3	MAPLE LEAFS 6
Apr. 4, 2009	CANADIENS 6	MAPLE LEAFS 2

19370
19512
19516

JOSEPH, TOSKALA / HALAK
TOSKALA / PRICE
GERBER / HALAK

ALEX KOVALEV
NIK ANTROPOV
ALEX TANGUAY

Goals by Period:

	1st	2nd	3rd	OT	Total
CANADIENS	7	14	4	0	25
MAPLE LEAFS	5	7	9	0	21

Shots by Period:

	1st	2nd	3rd	OT	Total
CANADIENS	49	70	54	0	173
MAPLE LEAFS	68	77	67	0	212

INDIVIDUAL SCORING

CANADIENS	GP	G	A	TP	+/-	PIM	PP	S
Alex Kovalev	6	3	6	9	-2	0	1	15
Alex Tanguay	4	2	6	8	2	4	1	7
Maxim Lapierre	6	4	3	7	4	10	1	21
Guillaume Latendresse	5	3	3	6	4	16	0	10
Sergei Kostitsyn	4	3	3	6	0	34	3	12
Saku Koivu	5	1	4	5	-1	12	0	6
Roman Hamrlík	5	1	3	4	6	2	0	9
Andrei Markov	6	0	4	4	-2	8	0	12
Tomas Plekanec	6	1	2	3	-2	16	1	12
Andrei Kostitsyn	5	1	2	3	-2	4	1	9
Christopher Higgins	4	1	2	3	-1	2	0	10
Patrice Brisebois	4	0	3	3	1	0	0	4
Josh Gorges	6	1	1	2	-3	0	1	5
Tom Kostopoulos	6	1	1	2	2	27	0	5
Robert Lang	3	1	1	2	2	2	1	4
Ryan O'Byrne	4	0	2	2	1	0	0	3
Max Pacioretty	3	1	0	1	-1	4	0	7
Matt D'Agostini	2	1	0	1	-3	0	1	6
Mathieu Dandenault	2	0	1	1	0	4	0	0
Mathieu Schneider	2	0	1	1	-1	2	0	2
Michael Komisarek	6	0	0	0	2	8	0	4
Georges Laraque	4	0	0	0	-1	13	0	4
Francis Bouillon	3	0	0	0	-2	7	0	0
Steve Begin	2	0	0	0	0	0	0	2
Glen Metropolit	2	0	0	0	-1	0	0	0
Kyle Chipchura	1	0	0	0	-1	0	0	0
Gregory Stewart	1	0	0	0	0	2	0	2
Yannick Weber	1	0	0	0	0	2	0	2

MAPLE LEAFS	GP	G	A	TP	+/-	PIM	PP	S
Alexei Ponikarovsky	6	3	4	7	0	0	1	15
Mikhail Grabovski	6	2	4	6	0	54	0	13
Jason Blake	6	4	1	5	2	20	2	23
Nikolai Kulemin	5	2	3	5	-1	0	0	15
Niklas Hagman	5	2	2	4	1	0	2	13
Pavel Kubina	6	1	3	4	-2	8	1	15
Nik Antropov	4	1	3	4	2	2	0	14
Luke Schenn	6	1	2	3	5	8	0	8
Matt Stajan	6	1	2	3	1	24	0	15
Tomas Kaberle	4	1	2	3	-1	0	1	5
Dominic Moore	4	0	3	3	-2	8	0	3
Jeff Finger	5	1	1	2	2	6	0	3
John Mitchell	5	1	1	2	0	4	0	11
Mike Van Ryn	3	0	2	2	-1	0	0	0
Boyd Devereaux	2	1	0	1	1	0	0	7
Ian White	5	0	1	1	2	12	0	14
Lee Stempniak	3	0	1	1	-1	4	0	10
Jay Harrison	1	0	1	1	0	2	0	1
Anton Stralman	1	0	1	1	0	0	0	1
Jamal Mayers	6	0	0	0	1	12	0	14
Brad May	4	0	0	0	-1	12	0	1
Jonas Frogren	3	0	0	0	-3	0	0	0
Carlo Colaiacovo	2	0	0	0	-2	2	0	0
Jeffrey Hamilton	2	0	0	0	1	0	0	2
Alexander Steen	2	0	0	0	-2	0	0	4
Jiri Tlustý	2	0	0	0	-1	0	0	5
Andre Deveaux	1	0	0	0	-2	8	0	2
Christian Hanson	1	0	0	0	-1	0	0	0
Benjamin Ondrus	1	0	0	0	0	0	0	0
Phil Oreskovic	1	0	0	0	0	0	0	2

Power Play:	11-38	28.9%
Penalty Killing:	26-33	78.8%

Power Play:	7-33	21.2%
Penalty Killing:	27-38	71.1%

GOALTENDING

CANADIENS	GP	MIN	WLOT	GA	SA	SV	GAA	SV%
Jaroslav Halak	4	240	3-1-0	10	130	120	2.50	.923
Carey Price	2	120	0-2-0	11	82	71	5.50	.866

GOALTENDING

MAPLE LEAFS	GP	MIN	WLOT	GA	SA	SV	GAA	SV%
Vesa Toskala	4	200	2-2-0	16	97	81	4.80	.835
Martin Gerber	2	120	1-1-0	8	57	49	4.00	.860
Curtis Joseph	2	40	0-0-0	1	19	18	1.50	.947

LEAFS VS. MONTREAL HISTORY

Leafs All-Time Record:
279-323-88-6

Last Leafs win in Toronto:
Nov. 8, 2008 (6-3)

Last two consecutive Leafs wins:
Feb. 7, 2009 (5-2) & Mar. 21, 2009 (5-2)

Leafs All-Time Home Record:
180-119-45-4

Last Leafs win in Montreal:
Mar. 21, 2009 (5-2)

Last two consecutive Leafs wins in Toronto:
Apr. 7, 2007 (6-5) & Oct. 6, 2007 (4-3 OT)

Leafs All-Time Road Record:
99-204-43-2

Leafs record in shootout:
1-4

Last two consecutive Leafs wins in Montreal:
Feb. 7, 2009 (5-2) & Mar. 21, 2009 (5-2)

MOST RECENT NOTABLES VS. MONTREAL

Last Leaf shutdown in Toronto:
Oct. 7, 2000 (Curtis Joseph)

Last Leaf hat trick:
Oct. 28, 2006 (Tomas Kaberle)

Last Leaf shutdown in Montreal:
Oct. 18, 2003 (Ed Belfour)

Last opponent hat trick vs. Leafs:
April 7, 2007 (Michael Ryder)

Last opponent shutdown in Toronto:
Oct. 11, 2003 (0-4) (Theodore)

Last Leaf overtime goal:
Oct. 6, 2007 vs. MTL (4-3 W) KABERLE (Huet)

Last opponent shutdown in Montreal:
Nov. 12, 1977 (0-5) (Dryden)

Last opponent overtime goal:
Nov. 13, 2007 vs. MTL (3-4 L) KOMISAREK (RAYCROFT)



2008-09 vs. Nashville

Summary: Won - 0 Lost - 1 OT - 0

At TORONTO

Jan. 13, 2009

PREDATORS 2

MAPLE LEAFS 0

Attend.

19223

Goaltenders

TOSKALA / RINNE

W Goal

RADEK BONK

Goals by Period:

	1st	2nd	3rd	OT	Total
PREDATORS	0	0	2	0	2
MAPLE LEAFS	0	0	0	0	0

Shots by Period:

	1st	2nd	3rd	OT	Total
PREDATORS	8	8	7	0	23
MAPLE LEAFS	6	7	4	0	17

INDIVIDUAL SCORING

PREDATORS	GP	G	A	TP	+/-	PIM	PP	S	MAPLE LEAFS	GP	G	A	TP	+/-	PIM	PP	S
Martin Erat	1	0	2	2	1	0	0	1	Nik Antropov	1	0	0	0	0	0	0	3
Radek Bonk	1	1	0	1	0	2	1	1	Jason Blake	1	0	0	0	-1	0	0	4
David Legwand	1	1	0	1	1	0	0	4	Andre Deveaux	1	0	0	0	0	0	0	0
Steve Sullivan	1	0	1	1	1	2	0	1	Jonas Frogren	1	0	0	0	0	0	0	0
Shea Weber	1	0	1	1	1	0	0	0	Niklas Hagman	1	0	0	0	0	0	0	1
Wade Belak	1	0	0	0	0	0	0	1	Tomas Kaberle	1	0	0	0	0	0	0	2
Jean-Pierre Dumont	1	0	0	0	0	0	0	2	Pavel Kubina	1	0	0	0	0	0	0	0
Vernon Fiddler	1	0	0	0	0	0	0	1	Brad May	1	0	0	0	0	0	0	1
Dan Hamhuis	1	0	0	0	0	0	0	2	Jamal Mayers	1	0	0	0	0	0	0	0
Ryan Jones	1	0	0	0	0	0	0	2	John Mitchell	1	0	0	0	0	0	0	1
Kevin Klein	1	0	0	0	0	0	0	1	Dominic Moore	1	0	0	0	-1	2	0	1
Ville Koistinen	1	0	0	0	0	2	0	0	Alexei Ponikarovsky	1	0	0	0	0	0	0	0
Antti Pihlstrom	1	0	0	0	0	0	0	2	Luke Schenn	1	0	0	0	-1	4	0	0
Michael Santorelli	1	0	0	0	0	0	0	2	Jaime Sifers	1	0	0	0	0	0	0	0
Jerred Smithson	1	0	0	0	0	2	0	1	Matt Stajan	1	0	0	0	0	0	0	0
Ryan Suter	1	0	0	0	1	0	0	1	Lee Stempniak	1	0	0	0	0	2	0	0
Joel Ward	1	0	0	0	0	0	0	0	Jiri Tlusty	1	0	0	0	-1	0	0	2
Greg Zanon	1	0	0	0	0	0	0	1	Ian White	1	0	0	0	-1	0	0	2

Power Play: 1-4 25.0%
Penalty Killing: 4-4 100.0%

Power Play: 0-4 0.0%
Penalty Killing: 3-4 75.0%

GOALTENDING

PREDATORS	GP	MIN	WLOT	GA	SA	SV	GAA	SV%
Pekka Rinne	1	60	1-0-0	0	17	17	0.00	1.000

GOALTENDING

MAPLE LEAFS	GP	MIN	WLOT	GA	SA	SV	GAA	SV%
Vesa Toskala	1	59	0-1-0	2	23	21	2.02	.913

LEAFS VS. NASHVILLE HISTORY

Leafs All-Time Record:
3-5-1-1

Last Leafs win in Toronto:
Dec. 4, 2007 (3-1)

Last two consecutive Leafs wins:
Never

Leafs All-Time Home Record:
3-4-1-0

Last Leafs win in Nashville:
Never

Last two consecutive Leafs wins in Toronto:
Jan. 6, 2004 (2-1) & Dec. 4, 2007 (3-1)

Leafs All-Time Road Record:
0-1-0-1

Leafs record in shootout:
0-0

Last two consecutive Leafs wins in Nashville:
Never

MOST RECENT NOTABLES VS. NASHVILLE

Last Leaf shutout in Toronto:
Never

Last Leaf hat trick:
Never

Last Leaf shutout in Nashville:
Never

Last opponent hat trick vs. Leafs:
Never

Last opponent shutout in Toronto:
Jan. 13, 2009 (0-2) (Rinne)

Last Leaf overtime goal:
Never

Last opponent shutout in Nashville:
Never

Last opponent overtime goal:
Jan. 17, 2002 @ NSH (2-3 L) Johnson (SCHWAB)



2008-09 vs. New Jersey

Summary: Won - 3 Lost - 0 OT - 1

At NEW JERSEY

Oct. 29, 2008 DEVILS 5
Apr. 7, 2009 DEVILS 1MAPLE LEAFS 6 SO
MAPLE LEAFS 4

Attend.

14119
15046

Goaltenders

TOSKALA / BRODEUR
GERBER / BRODEUR

W Goal

NIKLAS HAGMAN
JEFFREY HAMILTON

At TORONTO

Dec. 16, 2008 DEVILS 2
Mar. 3, 2009 DEVILS 3MAPLE LEAFS 3 SO
MAPLE LEAFS 2 OT19315
19389TOSKALA / CLEMMENSEN
TOSKALA / BRODEURJASON BLAKE
DAVID JOHNNY ODUYA

Goals by Period:

DEVILS
MAPLE LEAFS

1st	2nd	3rd	OT	Total
4	4	2	1	11
3	5	5	0	13

Shots by Period:

DEVILS
MAPLE LEAFS

1st	2nd	3rd	OT	Total
44	53	43	18	158
36	37	45	7	125

INDIVIDUAL SCORING

DEVILS	GP	G	A	TP	+/-	PIM	PP	S
Paul Martin	4	0	4	4	0	0	0	6
Jamie Langenbrunner	4	2	1	3	-1	2	1	15
Brian Gionta	4	0	3	3	0	0	0	16
Mike Mottau	4	0	3	3	2	4	0	9
Andy Greene	3	0	3	3	1	0	0	2
David Clarkson	4	2	0	2	-2	9	0	12
Zach Parise	4	2	0	2	0	0	1	16
Colin (John) White	4	1	1	2	-1	2	0	5
Patrik Elias	3	1	1	2	0	2	-1	9
David Johnny Oduya	4	1	0	1	-2	0	0	10
Dainius Zubrus	4	1	0	1	1	4	0	9
Michael Rupp	3	1	0	1	0	5	0	2
John Madden	4	0	1	1	-1	0	0	5
Matt Halischuk	1	0	1	1	-1	0	0	0
Jay Pandolfo	4	0	0	0	-1	0	0	3
Bryce Salvador	4	0	0	0	-2	2	0	7
Travis Zajac	4	0	0	0	-1	0	0	12
Bobby Holik	3	0	0	0	-1	0	0	3
Brian Rolston	3	0	0	0	-2	2	0	11
Brendan Shanahan	2	0	0	0	1	0	0	6
Jay Leach	1	0	0	0	0	5	0	0
Petr Vrana	1	0	0	0	1	0	0	0

MAPLE LEAFS	GP	G	A	TP	+/-	PIM	PP	S
Matt Stajan	4	2	3	5	-1	2	1	7
John Mitchell	4	3	1	4	1	0	1	8
Tomas Kaberle	4	0	4	4	3	0	0	4
Alexei Ponikarovsky	4	1	2	3	0	4	1	13
Jamal Mayers	3	1	1	2	1	5	0	5
Jason Blake	4	0	2	2	1	0	0	15
Pavel Kubina	4	0	2	2	-1	2	0	13
Luke Schenn	3	0	2	2	1	4	0	2
Mikhail Grabovski	4	1	0	1	-1	2	0	5
Nik Antropov	2	1	0	1	-1	0	0	5
Jeffrey Hamilton	1	1	0	1	1	0	0	1
Christian Hanson	1	1	0	1	1	2	0	2
Alexander Steen	1	1	0	1	-2	0	1	3
Jeremy Williams	1	1	0	1	1	0	0	3
Lee Stempniak	3	0	1	1	0	0	0	6
Mike Van Ryn	3	0	1	1	0	2	0	5
Boyd Devereaux	2	0	1	1	1	0	0	2
Niklas Hagman	2	0	1	1	1	0	0	5
Ryan Hollweg	2	0	1	1	0	5	0	2
Dominic Moore	2	0	1	1	1	0	0	3
Jeff Finger	4	0	0	0	2	2	0	4
Nikolai Kulemin	4	0	0	0	0	4	0	6
Ian White	3	0	0	0	0	2	0	4
Jonas Frogren	2	0	0	0	-2	0	0	1
Andre Deveaux	1	0	0	0	0	5	0	0
Jay Harrison	1	0	0	0	0	6	0	0
Brad May	1	0	0	0	0	0	0	0
Jaimie Sifers	1	0	0	0	-1	0	0	1
Tim Stapleton	1	0	0	0	-1	0	0	0

Power Play: 3-16 18.8%
Penalty Killing: 8-12 66.7%Power Play: 4-12 33.3%
Penalty Killing: 13-16 81.2%

GOALTENDING

DEVILS	GP	MIN	WLOT	GA	SA	SV	GAA	SV%
Martin Brodeur	3	190	1-1-1	11	98	87	3.48	.888
Scott Clemmensen	1	65	0-0-1	2	27	25	1.85	.926

MAPLE LEAFS

GOALTENDING	GP	MIN	WLOT	GA	SA	SV	GAA	SV%
Vesa Toskala	3	195	2-0-1	10	110	100	3.08	.909
Martin Gerber	1	60	1-0-0	1	48	47	1.00	.979

LEAFS VS. NEW JERSEY HISTORY

Leafs All-Time Record:
54-33-20-3Last Leafs win in Toronto:
Dec. 16, 2008 (3-2 SO)Last two consecutive Leafs wins:
Oct. 29, 2008 (6-5 SO) & Dec. 16, 2008 (3-2 SO)Leafs All-Time Home Record:
35-15-5-1Last Leafs win in New Jersey:
Apr. 7, 2009 (4-1)Last two consecutive Leafs wins in Toronto:
Dec. 26, 2005 (2-1) & Feb. 4, 2006 (4-2)Leafs All-Time Road Record:
19-18-15-2Leafs record in shootout:
3-1Last two consecutive Leafs wins in New Jersey:
Oct. 29, 2008 (6-5 SO) & Apr. 7, 2009 (4-1)

MOST RECENT NOTABLES VS. NEW JERSEY

Last Leaf shutdown in Toronto:
Feb. 28, 2004 (Ed Belfour)Last Leaf hat trick:
Jan. 11, 1992 (Wendel Clark)Last Leaf shutdown in New Jersey:
NeverLast opponent hat trick vs. Leafs:
October 12, 2006 (Brian Gionta)Last opponent shutdown in Toronto:
Jan. 10, 2004 (0-1) (Brodeur)Last Leaf overtime goal:
Apr. 1, 2003 @ NJ (3-2 W) KABERLE (Brodeur)Last opponent shutdown in New Jersey:
Jan. 3, 2003 (0-2) (Schwab)Last opponent overtime goal:
Mar. 3, 2009 vs. NJD (2-3 L) Oduya (TOSKALA)

2008-09 vs. NY Islanders

Summary: Won - 3 Lost - 1 OT - 0

At NY ISLANDERS

Dec. 26, 2008	ISLANDERS 4	MAPLE LEAFS 1
Feb. 26, 2009	ISLANDERS 4	MAPLE LEAFS 5 SO

Attend.

15173
12201

Goaltenders

TOSKALA / DIPIETRO
TOSKALA / MACDONALD

W Goal

BILL GUERIN
TIM STAPLETON

At TORONTO

Dec. 8, 2008	ISLANDERS 2	MAPLE LEAFS 4	19309
Mar. 10, 2009	ISLANDERS 2	MAPLE LEAFS 3 OT	19041

TOSKALA / MACDONALD
GERBER / MACDONALD

JASON BLAKE
MIKHAIL GRABOVSKI

Goals by Period:

	1st	2nd	3rd	OT	Total
ISLANDERS	4	3	5	0	12
MAPLE LEAFS	4	3	4	1	12

Shots by Period:

	1st	2nd	3rd	OT	Total
ISLANDERS	31	42	54	6	133
MAPLE LEAFS	45	47	31	4	127

INDIVIDUAL SCORING

ISLANDERS							MAPLE LEAFS									
GP	G	A	TP	+/-	PIM	PP	GP	G	A	TP	+/-	PIM	PP	S		
Bill Guerin	3	3	1	4	0	0	0	8	4	1	5	6	1	4	0	14
Kyle Okposo	3	2	1	3	2	2	0	17	4	1	2	3	1	0	0	10
Blake Comeau	4	1	2	3	3	2	0	7	4	1	2	3	-1	2	1	11
Sean Bergenheim	4	1	1	2	2	2	0	8	4	0	3	3	2	6	0	7
Mark Streit	4	1	1	2	1	2	0	14	4	2	0	2	-2	0	0	8
Freddy Meyer	2	1	1	2	3	0	0	5	4	2	0	2	0	5	0	6
Jon Sim	2	1	1	2	0	0	0	6	4	1	1	2	-1	6	0	3
Joshua Bailey	4	0	2	2	0	2	0	3	4	1	1	2	2	4	1	9
Chris Campoli	2	0	2	2	-1	0	0	1	2	1	1	2	1	2	0	5
Dean McAmmond	2	1	0	1	0	0	0	4	3	0	2	2	-1	4	0	4
Mike Sillinger	2	1	0	1	0	0	0	2	3	1	0	1	-1	2	0	6
Andy Hilbert	4	0	1	1	-3	0	0	10	3	1	0	1	0	0	0	6
Bruno Gervais	3	0	1	1	3	9	0	3	3	0	1	1	-2	2	0	1
Jeff Tambellini	3	0	1	1	-1	0	0	5	3	0	1	1	1	0	0	6
Frans Nielsen	2	0	1	1	0	2	0	6	2	0	1	1	-1	0	0	1
Mike Iggulden	1	0	1	1	0	0	0	2	2	0	1	1	0	0	0	3
Doug Weight	1	0	1	1	0	0	0	2	2	0	1	1	1	0	0	6
Tim Jackman	4	0	0	0	-2	12	0	2	3	0	0	0	0	0	0	2
Brendan Witt	4	0	0	0	1	19	0	3	2	0	0	0	0	7	0	2
Trent Hunter	3	0	0	0	0	0	0	10	2	0	0	0	-1	0	0	3
Thomas Pock	3	0	0	0	1	0	0	2	2	0	0	0	-2	0	0	2
Jack Hillen	2	0	0	0	-2	2	0	2	2	0	0	0	-1	2	0	3
Radek Martinek	2	0	0	0	-3	0	0	1	1	0	0	0	0	0	0	3
Richard Park	2	0	0	0	-1	0	0	3	1	0	0	0	0	5	0	0
Joe Callahan	1	0	0	0	1	0	0	1	1	0	0	0	-1	0	0	1
Mike Cormie	1	0	0	0	2	0	0	5	1	0	0	0	-1	0	0	1
Kurtis McLean	1	0	0	0	0	0	0	0	1	0	0	0	0	5	0	1
Joel Rechlicz	1	0	0	0	0	0	0	0	1	0	0	0	0	5	0	1
Andy Sutton	1	0	0	0	0	2	0	0	1	0	0	0	-2	0	0	3
Nate Thompson	1	0	0	0	0	5	0	1	1	0	0	0	0	0	0	1

Power Play:	1-18	5.6%
Penalty Killing:	14-16	87.5%

Power Play:	2-16	12.5%
Penalty Killing:	17-18	94.4%

GOALTENDING

ISLANDERS	GP	MIN	WLOT	GA	SA	SV	GAA	SV%
Rick DiPietro	1	60	1-0-0	1	29	28	1.00	.966
Joey MacDonald	3	184	0-1-2	11	98	87	3.59	.888

GOALTENDING

MAPLE LEAFS	GP	MIN	WLOT	GA	SA	SV	GAA	SV%
Vesa Toskala	3	185	2-1-0	10	103	93	3.25	.903
Martin Gerber	1	61	1-0-0	2	30	28	1.97	.933

LEAFS VS. NEW YORK ISLANDERS HISTORY

Leafs All-Time Record:
57-56-7-4

Last Leafs win in Toronto:
Mar. 10, 2009 (3-2 OT)

Last two consecutive Leafs wins:
Feb. 26, 2009 (5-4 SO) & Mar. 10, 2009 (3-2 OT)

Leafs All-Time Home Record:
34-24-4-1

Last Leafs win at NY Islanders:
Feb. 26, 2009 (5-4 SO)

Last two consecutive Leafs wins in Toronto:
Dec. 8, 2008 (4-2) & Mar. 10, 2009 (3-2 OT)

Leafs All-Time Road Record:
23-32-3-3

Leafs record in shootout:
1-3

Last two consecutive Leafs wins at NY Islanders:
Apr. 7, 2000 (2-1) & Nov. 30, 2000 (6-4)

MOST RECENT NOTABLES VS. NEW YORK ISLANDERS

Last Leaf shutout at Toronto:
Jan. 20, 2004 (Ed Belfour)

Last Leaf hat trick:
Oct. 14, 1978 (Darryl Sittler)

Last Leaf shutout at NY Islanders:
Never

Last opponent hat trick vs. Leafs:
March 20, 1986 (Mike Bossy)

Last opponent shutout in Toronto:
Never

Last Leaf overtime goal:
Mar. 10, 2009 vs. NYI (3-2 W) GRABOVSKI (MacDonald)

Last opponent shutout at NY Islanders:
Oct. 4, 1997 (0-3) (Salo)

Last opponent overtime goal:
Dec. 26, 2007 @ NYI (3-4 L) Cormie (RAYCROFT)



2008-09 vs. NY Rangers

Summary: Won - 3 Lost - 0 OT - 1

At NY RANGERS

Oct. 17, 2008	RANGERS 1	MAPLE LEAFS 0 SO	18200	TOSKALA / VALIQUETTE	W Goal
Feb. 22, 2009	RANGERS 2	MAPLE LEAFS 3 OT	18200	TOSKALA / LUNDQVIST	FREDRIK SJOSTROM NIKLAS HAGMAN

At TORONTO

Nov. 1, 2008	RANGERS 2	MAPLE LEAFS 5	19179	TOSKALA / VALIQUETTE	PAVEL KUBINA
Feb. 25, 2009	RANGERS 1	MAPLE LEAFS 2 SO	19383	TOSKALA / LUNDQVIST	NIKOLAI KULEMIN

Goals by Period:	1st	2nd	3rd	OT	Total	Shots by Period:	1st	2nd	3rd	OT	Total
RANGERS	1	2	2	0	5	RANGERS	34	51	33	7	125
MAPLE LEAFS	0	0	8	1	9	MAPLE LEAFS	33	29	33	11	106

INDIVIDUAL SCORING

RANGERS	GP	G	A	TP	+/-	PIM	PP	S	MAPLE LEAFS	GP	G	A	TP	+/-	PIM	PP	S
Michal Rozsival	4	1	2	3	0	2	0	8	John Mitchell	4	3	1	4	6	2	0	7
Ryan Callahan	4	1	1	2	-1	6	0	5	Pavel Kubina	4	1	3	4	3	0	0	9
Brandon Dubinsky	4	0	2	2	2	4	0	10	Niklas Hagman	4	2	1	3	3	0	1	11
Blair Betts	4	1	0	1	-1	2	0	4	Lee Stempniak	2	0	3	3	2	2	0	4
Scott Gomez	4	1	0	1	0	0	0	17	Jason Blake	4	1	1	2	2	0	0	14
Wade Redden	4	1	0	1	-1	2	1	5	Dominic Moore	4	1	1	2	-1	2	0	7
Nigel Dawes	4	0	1	1	-2	0	0	4	Ian White	2	1	0	1	2	7	0	5
Chris Drury	4	0	1	1	-2	0	0	13	Nik Antropov	4	0	1	1	-1	2	0	5
Daniel Girardi	4	0	1	1	0	2	0	10	Mikhail Grabovski	4	0	1	1	2	8	0	4
Dmitri Kalinin	4	0	1	1	-2	2	0	2	Nikolai Kulemin	4	0	1	1	1	0	0	6
Fredrik Sjostrom	4	0	1	1	1	6	0	4	Luke Schenn	4	0	1	1	1	0	0	6
Markus Naslund	4	0	0	0	-1	5	0	10	Matt Stajan	4	0	1	1	0	2	0	3
Colton Orr	4	0	0	0	-1	0	0	2	Jeff Finger	3	0	1	1	1	0	0	2
Marc Staal	4	0	0	0	-5	5	0	5	Tomas Kaberle	2	0	1	1	1	0	0	0
Nikolai Zherdev	4	0	0	0	-1	0	0	11	Jamal Mayers	4	0	0	0	0	14	0	1
Aaron Voros	3	0	0	0	-2	11	0	4	Alexei Ponikarovsky	4	0	0	0	-1	4	0	5
Dan Fritsche	2	0	0	0	-2	0	0	5	Jonas Frogren	3	0	0	0	0	4	0	1
Lauri Korpikoski	2	0	0	0	0	0	0	1	Jaime Sifers	2	0	0	0	1	0	0	1
Paul Mara	2	0	0	0	-2	0	0	1	Alexander Steen	2	0	0	0	0	2	0	3
Erik Reitz	2	0	0	0	-1	0	0	1	Anton Stralman	2	0	0	0	-1	0	0	6
Petr Prucha	1	0	0	0	0	0	0	3	Mike Van Ryn	2	0	0	0	0	2	0	3
									Boyd Devereaux	1	0	0	0	0	0	0	1
									Ryan Hollweg	1	0	0	0	-1	0	0	0
									Brad May	1	0	0	0	0	0	0	0
									Jiri Tlustý	1	0	0	0	0	0	0	2

Power Play: 1-17 5.9%
Penalty Killing: 17-18 94.4%

RANGERS	GP	MIN	WLOT	GA	SA	SV	GAA	SV%
Stephen Valiquette	2	125	1-1-0	5	56	51	2.41	.911
Henrik Lundqvist	2	127	0-0-2	4	50	46	1.89	.920

Power Play: 1-18 5.6%
Penalty Killing: 16-17 94.1%

MAPLE LEAFS	GP	MIN	WLOT	GA	SA	SV	GAA	SV%
Vesa Toskala	4	253	3-0-1	5	125	120	1.19	.960

LEAFS VS. NEW YORK RANGERS HISTORY

Leafs All-Time Record:
274-207-95-5

Last Leafs win in Toronto:
Feb. 25, 2009 (2-1 SO)

Last two consecutive Leafs wins:
Feb. 22, 2009 (3-2 OT) & Feb. 25, 2009 (2-1 SO)

Leafs All-Time Home Record:
163-86-39-2

Last Leafs win at NY Rangers:
Feb. 22, 2009 (3-2 OT)

Last two consecutive Leafs wins in Toronto:
Nov. 1, 2008 (5-2) & Feb. 25, 2009 (2-1 SO)

Leafs All-Time Road Record:
111-121-56-3

Leafs record in shootout:
1-3

Last two consecutive Leafs wins at NY Rangers:
Oct. 27, 2007 (4-1) & Dec. 6, 2007 (6-2)

MOST RECENT NOTABLES VS. NEW YORK RANGERS

Last Leaf shutout in Toronto:
Feb. 15, 1967 (Johnny Bower)

Last Leaf hat trick:
Dec. 6, 2007 (Nik Antropov)

Last Leaf shutout at NY Rangers:
Oct. 17, 2008 (0-1 SO) (Vesa Toskala)

Last opponent hat trick vs. Leafs:
January 13, 2003 (Petr Nedved)

Last opponent shutout in Toronto:
Dec. 7, 1996 (0-4) (Healy)

Last Leaf overtime goal:
Feb. 22, 2009 @ NYR (3-2 W) HAGMAN (Lundqvist)

Last opponent shutout at NY Rangers:
Oct. 17, 2008 (0-1 SO) (Valiquette)

Last opponent overtime goal:
Jan. 18, 2001 @ NYR (1-2 L) Leetch (JOSEPH)



2008-09 vs. Ottawa

Summary: Won - 4 Lost - 1 OT - 1

At OTTAWA

Nov. 27, 2008	SENATORS 2	MAPLE LEAFS 1 SO
Feb. 28, 2009	SENATORS 3	MAPLE LEAFS 4 OT
Mar. 9, 2009	SENATORS 2	MAPLE LEAFS 1

Attend.

19703	TOSKALA / AULD
20050	JOSEPH / ELLIOTT
18898	JOSEPH / ELLIOTT

Goaltenders

TOSKALA / AULD
JOSEPH / ELLIOTT
JOSEPH / ELLIOTT

W Goal

JASON SPEZZA
PAVEL KUBINA
DANY HEATLEY

At TORONTO

Oct. 25, 2008	SENATORS 2	MAPLE LEAFS 3
Jan. 3, 2009	SENATORS 1	MAPLE LEAFS 3
Apr. 11, 2009	SENATORS 2	MAPLE LEAFS 5

Attend.

19232	TOSKALA / AULD
19406	TOSKALA / GERBER
19370	GERBER / ELLIOTT

Goaltenders

TOSKALA / AULD
TOSKALA / GERBER
GERBER / ELLIOTT

ALEXEI PONIKAROVSKY

ALEXEI PONIKAROVSKY
NIKLAS HAGMAN

Goals by Period:

	1st	2nd	3rd	OT	Total
SENATORS	2	7	2	0	11
MAPLE LEAFS	6	3	7	1	17

Shots by Period:

	1st	2nd	3rd	OT	Total
SENATORS	62	57	63	5	187
MAPLE LEAFS	75	60	52	1	188

INDIVIDUAL SCORING

SENATORS	GP	G	A	TP	+/-	PIM	PP	S	MAPLE LEAFS	GP	G	A	TP	+/-	PIM	PP	S
Jason Spezza	6	1	3	4	-5	14	1	22	Alexei Ponikarovsky	6	2	2	4	1	2	0	10
Daniel Alfredsson	5	3	0	3	0	2	1	14	Niklas Hagman	4	2	2	4	3	0	0	12
Shean Donovan	6	1	2	3	-1	4	0	5	Mikhail Grabovski	6	1	3	4	2	8	0	10
Dany Heatley	6	1	2	3	-4	8	0	21	Jason Blake	5	1	3	4	0	0	0	25
Jarkko Ruutu	6	1	2	3	5	6	0	9	Matt Stajan	5	0	4	4	3	0	0	6
Mike Fisher	6	1	1	2	-2	4	0	11	Boyd Devereaux	2	3	0	3	3	0	0	5
Chris Kelly	6	1	0	1	0	2	0	12	Pavel Kubina	6	2	1	3	1	6	1	13
Ryan Shannon	3	1	0	1	0	0	0	6	Dominic Moore	4	2	1	3	1	13	2	13
Dean McAmmond	2	1	0	1	2	0	0	4	Ian White	5	1	2	3	3	4	0	12
Anton Volchenkov	6	0	1	1	1	6	0	7	Lee Stempniak	5	0	2	2	1	2	0	12
Filip Kuba	4	0	1	1	-1	0	0	7	Nik Antropov	4	0	2	2	1	2	0	15
Alexandre Picard	4	0	1	1	1	0	0	3	Jamal Mayers	6	1	0	1	-1	2	0	5
Mike Comrie	3	0	1	1	-1	0	0	6	Nikolai Kulemin	5	1	0	1	1	0	0	5
Nick Foligno	6	0	0	0	-2	0	0	8	Tim Stapleton	2	1	0	1	0	0	0	6
Chris Phillips	6	0	0	0	-4	12	0	8	John Mitchell	6	0	1	1	-2	2	0	2
Jesse Winchester	5	0	0	0	-3	0	0	10	Tomas Kaberle	5	0	1	1	3	0	0	6
Christopher Schubert	6	0	0	0	-5	2	0	5	Anton Stralman	3	0	1	1	1	2	0	5
Jason Smith	4	0	0	0	3	9	0	4	Mike Van Ryn	2	0	1	1	-1	0	0	5
Antoine Vermette	4	0	0	0	-3	0	0	3	Jeffrey Hamilton	1	0	1	1	0	0	0	3
Brendan Bell	3	0	0	0	-4	2	0	4	Jeff Finger	5	0	0	0	3	5	0	8
Chris Campoli	3	0	0	0	-2	2	0	3	Luke Schenn	5	0	0	0	1	5	0	8
Brian Lee	3	0	0	0	-1	4	0	5	Ryan Hollweg	3	0	0	0	-1	0	0	1
Chris Neil	3	0	0	0	0	19	0	0	Brad May	3	0	0	0	0	22	0	1
Cody Bass	1	0	0	0	0	0	0	0	Jonas Frogen	2	0	0	0	0	2	0	2
Peter Regin	1	0	0	0	0	0	0	0	Andre Deveaux	1	0	0	0	0	0	0	2
									Christian Hanson	1	0	0	0	0	0	0	0
									Jay Harrison	1	0	0	0	0	0	0	0
									Kris Newbury	1	0	0	0	0	2	0	0
									Benjamin Ondrus	1	0	0	0	0	0	0	0
									Phil Oreskovic	1	0	0	0	-1	0	0	1
									Jaime Sifers	1	0	0	0	0	0	0	0
									Alexander Steen	1	0	0	0	0	0	0	1

Power Play:	2-16	12.5%
Penalty Killing:	22-25	88.0%

Power Play:	3-25	12.0%
Penalty Killing:	14-16	87.5%

SENATORS	GP	MIN	WLOT	GA	SA	SV	GAA	SV%
Alex Auld	2	125	1-1-0	4	64	60	1.93	.938
Brian Elliott	3	179	1-1-1	9	93	84	3.01	.903
Martin Gerber	1	59	0-1-0	3	30	27	3.06	.900

MAPLE LEAFS	GP	MIN	WLOT	GA	SA	SV	GAA	SV%
Vesa Toskala	3	185	2-0-1	4	90	86	1.30	.956
Martin Gerber	1	60	1-0-0	2	39	37	2.00	.949
Curtis Joseph	2	119	1-1-0	5	58	53	2.52	.914

LEAFS VS. OTTAWA HISTORY

Leafs All-Time Record:
29-33-3-7Last Leafs win in Toronto:
Apr. 11, 2009 (5-2)Last two consecutive Leafs wins:
Jan. 3, 2009 (3-1) & Feb. 28, 2009 (4-3 OT)Leafs All-Time Home Record:
17-14-2-4Last Leafs win in Ottawa:
Feb. 28, 2009 (4-3 OT)Last two consecutive Leafs wins in Toronto:
Jan. 3, 2009 (3-1) & Apr. 11, 2009 (5-2)Leafs All-Time Road Record:
12-19-1-3Leafs record in shootout:
1-3Last two consecutive Leafs wins in Ottawa:
Feb. 25, 2008 (5-0) & Mar. 22, 2008 (5-4)

MOST RECENT NOTABLES VS. OTTAWA

Last Leaf shutout in Toronto:
Nov. 17, 2007 (3-0) (Vesa Toskala)Last Leaf hat trick:
Apr. 11, 2009 (Boyd Devereaux)Last Leaf shutout in Ottawa:
Feb. 25, 2008 (5-0) (Vesa Toskala)Last opponent hat trick vs. Leafs:
Apr. 3, 2008 (Antoine Vermette)Last opponent shutout in Toronto:
Oct. 29, 2005 (0-8) (Hasek)Last Leaf overtime goal:
Feb. 28, 2009 @ OTT (4-3 W) KUBINA (Elliott)Last opponent shutout in Ottawa:
Jan. 21, 2006 (0-7) (Hasek)Last opponent overtime goal:
Oct. 3, 2007 vs. OTT (3-4 L) Heatley (RAYCROFT)

2008-09 vs. Philadelphia

Summary: Won - 2 Lost - 2 OT - 0

At PHILADELPHIA

Jan. 10, 2009 FLYERS 4 MAPLE LEAFS 1
Apr. 3, 2009 FLYERS 8 MAPLE LEAFS 5Attend. 19787 TOSKALA / BIRON
19727 JOSEPH, GERBER / BIRONW Goal
JEFF CARTER
JEFF CARTER

At TORONTO

Nov. 29, 2008 FLYERS 2 MAPLE LEAFS 4
Apr. 1, 2009 FLYERS 2 MAPLE LEAFS 3Attend. 19387 TOSKALA / BIRON
19340 JOSEPH / BIRON, NIITYMAKIDOMINIC MOORE
IAN WHITE

Goals by Period:	1st	2nd	3rd	OT	Total	Shots by Period:	1st	2nd	3rd	OT	Total
FLYERS	8	2	6	0	16	FLYERS	49	38	42	0	129
MAPLE LEAFS	2	7	4	0	13	MAPLE LEAFS	41	55	43	0	139

INDIVIDUAL SCORING

FLYERS	GP	G	A	TP	+/-	PIM	PP	S
Jeff Carter	4	5	1	6	3	6	1	23
Claude Giroux	2	2	3	5	-1	0	1	4
Mike Richards	4	3	1	4	0	0	1	15
Arron Asham	4	1	3	4	0	7	0	6
Daniel Briere	2	1	3	4	-1	4	0	3
Simon Gagne	4	1	2	3	0	2	1	8
Matthew Carle	4	0	3	3	-3	0	0	7
Kimmo Timonen	4	0	3	3	3	0	0	4
Andrew Alberts	4	1	1	2	1	11	0	3
Randy Jones	3	1	1	2	1	2	0	9
Joffrey Lupul	4	0	2	2	1	0	0	7
Darroll Powe	3	0	2	2	0	2	0	1
Scott Hartnell	4	1	0	1	1	5	0	12
Daniel Carcillo	2	0	1	1	1	0	0	4
Scottie Upshall	2	0	1	1	1	0	0	5
Ossi Vaananen	1	0	1	1	2	0	0	1
Braydon Coburn	4	0	0	0	-3	2	0	6
Mike Knuble	4	0	0	0	-3	4	0	5
Andreas Nodl	3	0	0	0	0	0	0	2
Riley Cote	2	0	0	0	0	5	0	0
Glen Metropolit	2	0	0	0	1	0	0	2
Ryan Parent	2	0	0	0	0	0	0	0
Luca Sbisa	2	0	0	0	1	0	0	2
Josh Gratton	1	0	0	0	-1	5	0	0
Jonathon Kalinski	1	0	0	0	0	0	0	0

Power Play: 4-17 23.5%
Penalty Killing: 13-15 86.7%

GOALTENDING

FLYERS	GP	MIN	WLOT	GA	SA	SV	GAA	SV%
Martin Biron	4	211	2-2-0	13	129	116	3.69	.899
Antero Niittymaki	1	25	0-0-0	0	10	10	0.00	1.000

MAPLE LEAFS	GP	G	A	TP	+/-	PIM	PP	S
Jamal Mayers	4	2	1	3	2	10	0	6
Lee Stempniak	4	2	1	3	0	4	0	7
Alexei Ponikarovsky	4	1	2	3	0	2	0	13
Luke Schenn	4	1	2	3	3	5	1	5
Nikolai Kulemin	3	1	2	3	0	0	0	7
Nik Antropov	2	1	2	3	1	0	1	8
Matt Stajan	4	0	3	3	1	0	0	4
Ian White	4	1	1	2	3	0	0	10
Boyd Devereaux	2	1	1	2	3	2	0	6
Dominic Moore	2	1	1	2	2	6	0	4
Jeff Finger	3	0	2	2	2	0	0	5
Pavel Kubina	4	1	0	1	-6	4	0	12
Mikhail Grabovski	3	1	0	1	-2	2	0	11
Niklas Hagman	4	0	1	1	-4	0	0	7
Brad May	3	0	1	1	0	2	0	5
Tomas Kaberle	4	0	0	0	-1	0	0	6
John Mitchell	4	0	0	0	-4	4	0	5
Jason Blake	3	0	0	0	-3	4	0	12
Andre Deveaux	2	0	0	0	1	10	0	0
Jay Harrison	2	0	0	0	-3	2	0	1
Ryan Hollweg	2	0	0	0	-1	0	0	1
Jonas Frogren	1	0	0	0	0	0	0	0
Jeffrey Hamilton	1	0	0	0	1	2	0	1
Christian Hanson	1	0	0	0	-1	0	0	1
Jaime Sifers	1	0	0	0	0	0	0	2
Anton Stralman	1	0	0	0	0	0	0	0

Power Play: 2-15 13.3%
Penalty Killing: 13-17 76.5%

GOALTENDING

MAPLE LEAFS	GP	MIN	WLOT	GA	SA	SV	GAA	SV%
Vesa Toskala	2	119	1-1-0	5	59	54	2.51	.915
Curtis Joseph	2	71	1-0-0	4	39	35	3.40	.897
Martin Gerber	1	49	0-1-0	6	30	24	7.34	.800

LEAFS VS. PHILADELPHIA HISTORY

Leafs All-Time Record:
50-76-22-2Last Leafs win in Toronto:
Apr. 1, 2009 (3-2)Last two consecutive Leafs wins:
Mar. 12, 2008 (3-2) & Nov. 29, 2008 (4-2)Leafs All-Time Home Record:
29-31-14-1Last Leafs win in Philadelphia:
Mar. 12, 2008 (3-2)Last two consecutive Leafs wins in Toronto:
Nov. 29, 2008 (4-2) & Apr. 1, 2009 (3-2)Leafs All-Time Road Record:
21-45-8-1Leafs record in shootout:
0-0Last two consecutive Leafs wins at Philadelphia:
Feb. 15, 2007 (4-2) & Feb. 24, 2007 (5-2)

MOST RECENT NOTABLES VS. PHILADELPHIA

Last Leaf shutout in Toronto:
Nov. 23, 2002 (Ed Belfour)Last Leaf hat trick:
Mar. 19, 1989 (Gary Leeman)Last Leaf shutout in Philadelphia:
Nov. 29, 2002 (Ed Belfour)Last opponent hat trick vs. Leafs:
Apr. 3, 2009 (Jeff Carter)Last opponent shutout in Toronto:
Jan. 17, 2004 (0-4) (Esche)Last Leaf overtime goal:
Mar. 11, 2008 vs. PHI (4-3 W) KUBINA (Biron)Last opponent shutout in Philadelphia:
Apr. 4, 1992 (0-4) (Soderstrom)Last opponent overtime goal:
Nov. 15, 2000 vs. PHI (1-2 L) Recchi (JOSEPH)

LEAFS vs. NHL

2008-09 vs. Phoenix

Summary: Won - 0 Lost - 1 OT - 0

At PHOENIX Dec. 4, 2008 **COYOTES 6** **MAPLE LEAFS 3** **Attend.** 13777 **Goaltenders** TOSKALA / BRYZGALOV, TELLOVIST **W Goal** STEVEN REINPRECHT

Goals by Period:	1st	2nd	3rd	OT	Total	Shots by Period:	1st	2nd	3rd	OT	Total
COYOTES	2	1	3	0	6	COYOTES	5	10	11	0	26
MAPLE LEAFS	2	1	0	0	3	MAPLE LEAFS	4	5	9	0	18

INDIVIDUAL SCORING

COYOTES	GP	G	A	TP	+/-	PIM	PP	S	MAPLE LEAFS	GP	G	A	TP	+/-	PIM	PP	S
Martin Hanzal	1	3	0	3	3	0	0	4	Jason Blake	1	1	2	3	0	0	0	5
Steven Reinprecht	1	2	0	2	1	0	0	2	Alexei Ponikarovsky	1	2	0	2	1	0	0	2
Ed Jovanovski	1	0	2	2	1	0	0	2	Dominic Moore	1	0	2	2	1	0	0	2
Derek Morris	1	0	2	2	1	0	0	3	Jeff Finger	1	0	1	1	-1	0	0	0
Todd Fedoruk	1	1	0	1	0	0	0	1	Nik Antropov	1	0	0	0	-1	0	0	1
Mikkel Boedker	1	0	1	1	3	2	0	0	Andre Deveaux	1	0	0	0	-1	12	0	0
Shane Doan	1	0	1	1	2	2	0	1	Mikhail Grabovski	1	0	0	0	-2	0	0	0
Ken Klee	1	0	1	1	1	2	0	0	Niklas Hagman	1	0	0	0	-2	0	0	1
Zbynek Michalek	1	0	1	1	1	0	0	2	Ryan Hollweg	1	0	0	0	-1	0	0	0
Peter Mueller	1	0	1	1	1	0	0	2	Tomas Kaberle	1	0	0	0	-3	0	0	0
Viktor Tikhonov	1	0	1	1	0	0	0	1	Pavel Kubina	1	0	0	0	-1	0	0	1
Daniel Carcillo	1	0	0	0	-1	12	0	3	Nikolai Kulemin	1	0	0	0	0	0	0	1
Enver Lisin	1	0	0	0	-1	0	0	0	John Mitchell	1	0	0	0	-1	4	0	1
Kevin Porter	1	0	0	0	-1	2	0	2	Luke Schenn	1	0	0	0	0	0	0	2
Kurt Sauer	1	0	0	0	1	0	0	1	Matt Stajan	1	0	0	0	-2	2	0	0
Kyle Turris	1	0	0	0	0	0	0	0	Lee Stempniak	1	0	0	0	-1	0	0	0
Daniel Winnik	1	0	0	0	2	0	0	1	Anton Stralman	1	0	0	0	0	0	0	0
Keith Yandle	1	0	0	0	1	0	0	1	Ian White	1	0	0	0	-1	0	0	2

Power Play: 0-4 0.0%
Penalty Killing: 4-4 100.0%

GOALTENDING

COYOTES	GP	MIN	WLOT	GA	SA	SV	GAA	SV%
Ilya Bryzgalov	1	20	1-0-0	0	9	9	0.00	1.000
Mikael Tellqvist	1	40	0-0-0	3	9	6	4.51	.667

Power Play: 0-4 0.0%
Penalty Killing: 4-4 100.0%

GOALTENDING

MAPLE LEAFS	GP	MIN	WLOT	GA	SA	SV	GAA	SV%
Vesa Toskala	1	60	0-1-0	6	26	20	6.00	.769

LEAFS VS. PHOENIX HISTORY

Leafs All-Time Record:
33-44-8-0

Last Leafs win in Toronto:
Oct. 17, 2002 (5-3)

Last two consecutive Leafs wins:
Oct. 17, 2002 (5-3) & Oct. 23, 2003 (5-4)

Leafs All-Time Home Record:
20-22-2-0

Last Leafs win in Phoenix:
Oct. 23, 2003 (5-4)

Last two consecutive Leafs wins in Toronto:
Dec. 11, 2001 (6-3) & Oct. 17, 2002 (5-3)

Leafs All-Time Road Record:
13-22-6-0

Leafs record in shootout:
0-0

Last two consecutive Leafs wins at Phoenix (Winnipeg):
Jan. 15, 1994 (5-1) & Feb. 11, 1994 (3-1)

MOST RECENT NOTABLES VS. PHOENIX

Last Leaf shutout in Toronto:
Apr. 10, 1994 (Felix Potvin)

Last Leaf hat trick
Dec. 14, 1984 (Bill Derlago)

Last Leaf shutout in Phoenix:
Never

Last opponent hat trick vs. Leafs:
Dec. 4, 2008 (Martin Hanzal)

Last opponent shutout in Toronto:
Nov. 8, 1997 (0-3) (Khabibulin)

Last Leaf overtime goal:
Never

Last opponent shutout in Phoenix:
Nov. 22, 1997 (0-2) (Khabibulin)

Last opponent overtime goal:
Mar. 17, 1990 vs. WPG (4-5 L) Taglianetti (LAFORST)



2008-09 vs. Pittsburgh

Summary: Won -3 Lost -1 OT -0

At PITTSBURGH

Oct. 18, 2008 PENGUINS 4 MAPLE LEAFS 1
Dec. 20, 2008 PENGUINS 3 MAPLE LEAFS 7

Attend. 17033 GOALTENDERS JOSEPH / FLEURY
17053 TOSKALA / SABOURIN, FLEURY

W Goal MIROSLAV SATAN
NIKLAS HAGMAN

At TORONTO

Jan. 31, 2009 PENGUINS 4 MAPLE LEAFS 5
Feb. 14, 2008 PENGUINS 2 MAPLE LEAFS 6

19570 TOSKALA / GARON
19365 TOSKALA / FLEURY

JASON BLAKE
JASON BLAKE

Goals by Period:	1st	2nd	3rd	OT	Total	Shots by Period:	1st	2nd	3rd	OT	Total
PENGUINS	5	1	7	0	13	PENGUINS	40	25	36	0	101
MAPLE LEAFS	5	5	9	0	19	MAPLE LEAFS	44	51	39	0	134

INDIVIDUAL SCORING

PENGUINS	GP	G	A	TP	+/-	PIM	PP	S
Evgeni Malkin	4	2	7	9	1	4	0	14
Sidney Crosby	4	2	4	6	0	2	0	8
Petr Sykora	4	3	0	3	-2	2	2	11
Miroslav Satan	4	2	1	3	1	2	1	9
Kristopher Letang	4	0	3	3	-3	0	0	5
Matt Cooke	3	1	1	2	0	6	0	5
Pascal Dupuis	3	1	1	2	-4	0	0	8
Tyler Kennedy	3	1	0	1	-1	5	0	9
William Thomas	3	1	0	1	-3	0	0	4
Mark Eaton	4	0	1	1	-1	4	0	0
Jordan Staal	4	0	1	1	-5	6	0	3
Maxime Talbot	4	0	1	1	1	0	0	2
Alex Goligoski	3	0	1	1	3	4	0	1
Ryan Whitney	2	0	1	1	0	4	0	4
Eric Godard	4	0	0	0	-1	16	0	0
Brooks Orpik	4	0	0	0	-6	2	0	2
Rob Scuderi	4	0	0	0	-1	2	0	4
Ruslan Fedotenko	3	0	0	0	1	7	0	1
Hal Gill	2	0	0	0	0	0	0	0
Philippe Boucher	1	0	0	0	1	0	0	0
Sergei Gonchar	1	0	0	0	-1	0	0	4
Ryan Stone	1	0	0	0	0	2	0	2
Jeff Taffe	1	0	0	0	-1	0	0	1
Tim Wallace	1	0	0	0	-1	0	0	3
Michael Zigomanis	1	0	0	0	0	0	0	1

Power Play: 3-13 23.1%
Penalty Killing: 17-22 77.3%

GOALTENDING

PENGUINS	GP	MIN	WLOT	GA	SA	SV	GAA	SV%
Marc-Andre Fleury	3	160	1-2-0	12	101	89	4.50	.881
Mathieu Garon	1	59	0-1-0	5	26	21	5.05	.808
Dany Sabourin	1	20	0-0-0	2	7	5	6.02	.714

MAPLE LEAFS	GP	G	A	TP	+/-	PIM	PP	S
Nik Antropov	4	4	4	8	1	6	3	17
Jason Blake	4	3	3	6	2	0	0	21
Matt Stajan	4	2	4	6	3	0	0	3
Alexei Ponikarovsky	4	3	2	5	4	2	0	7
Dominic Moore	4	1	4	5	2	2	1	8
Pavel Kubina	4	1	3	4	3	2	1	9
Tomas Kaberle	2	0	4	4	3	0	0	2
John Mitchell	4	1	1	2	1	2	0	5
Ian White	3	1	1	2	6	2	0	5
Nikolai Kulemin	4	0	2	2	-2	0	0	9
Niklas Hagman	4	1	0	1	-1	2	0	6
Jonas Frogren	3	1	0	1	0	6	0	3
Jeremy Williams	1	1	0	1	1	0	0	3
Mikhail Grabovski	4	0	1	1	-2	0	0	8
Jeff Finger	3	0	1	1	0	2	0	5
Luke Schenn	3	0	1	1	-1	5	0	5
Lee Stempniak	3	0	1	1	1	0	0	4
Jaime Sifers	2	0	1	1	-2	4	0	3
Anton Stralman	2	0	1	1	0	0	0	2
Jarrod Mayer	3	0	0	0	1	0	0	2
Brad May	2	0	0	0	1	2	0	1
Carlo Colaiacovo	1	0	0	0	0	0	0	1
Andre Deveaux	1	0	0	0	0	5	0	1
Alexander Steen	1	0	0	0	0	0	0	1
Jiri Tlustý	1	0	0	0	0	0	0	0
Mike Van Ryn	1	0	0	0	0	0	0	3

Power Play: 5-22 22.7%
Penalty Killing: 10-13 76.9%

GOALTENDING

MAPLE LEAFS	GP	MIN	WLOT	GA	SA	SV	GAA	SV%
Vesa Toskala	3	180	3-0-0	9	76	67	3.01	.882
Curtis Joseph	1	60	0-1-0	4	25	21	4.00	.840

LEAFS VS. PITTSBURGH HISTORY

Leafs All-Time Record:
69-65-17-1

Last Leafs win in Toronto:
Feb. 14, 2009 (6-2)

Last two consecutive Leafs wins:
Jan. 31, 2009 (5-4) & Feb. 14, 2009 (6-2)

Leafs All-Time Home Record:
38-25-11-1

Last Leafs win in Pittsburgh:
Dec. 20, 2008 (7-3)

Last two consecutive Leafs wins in Toronto:
Jan. 31, 2009 (5-4) & Feb. 14, 2009 (6-2)

Leafs All-Time Road Record:
31-40-6-0

Leafs record in shootout:
0-0

Last two consecutive Leafs wins at Pittsburgh:
Dec. 27, 2005 (3-2 OT) & Mar. 19, 2006 (1-0)

MOST RECENT NOTABLES VS. PITTSBURGH

Last Leaf shutdown in Toronto:
Oct. 27, 2001 (Curtis Joseph)

Last Leaf hat trick:
Mar. 5, 1980 (Darryl Sittler)

Last Leaf shutdown in Pittsburgh:
Mar. 19, 2006 (Mikael Tellqvist)

Last opponent hat trick vs. Leafs:
Jan. 3, 2008 (Evgeni Malkin)

Last opponent shutdown in Toronto:
Dec. 4, 2001 (0-1) (Hedberg)

Last Leaf overtime goal:
Mar. 31, 2007 vs. PIT (5-4 W) KABERLE (Fleury)

Last opponent shutdown in Pittsburgh:
Dec. 27, 2000 (0-5) (Snow)

Last opponent overtime goal:
Feb. 10, 2007 vs. PIT (5-6 L) STAAL (RAYCROFT)



2008-09 vs. St. Louis

Summary: Won - 0 Lost - 0 OT - 1

At TORONTO
 Oct. 13, 2008 BLUES 5 MAPLE LEAFS 4 SO **Attend.** 19045 **Goaltenders** TOSKALA / LEGACE **W Goal** BRAD BOYES

Goals by Period:	1st	2nd	3rd	OT	Total	Shots by Period:	1st	2nd	3rd	OT	Total
BLUES	0	3	1	0	4	BLUES	4	10	9	3	26
MAPLE LEAFS	3	1	0	0	4	MAPLE LEAFS	15	10	12	2	39

INDIVIDUAL SCORING

BLUES	GP	G	A	TP	+/-	PIM	PP	S	MAPLE LEAFS	GP	G	A	TP	+/-	PIM	PP	S
Patrik Berglund	1	1	1	2	1	0	1	1	Nik Antropov	1	0	2	2	3	0	0	4
Paul Kariya	1	1	1	2	0	0	0	4	Niklas Hagman	1	1	0	1	1	0	0	6
Andy McDonald	1	0	2	2	-1	4	0	2	Tomas Kaberle	1	1	0	1	1	0	0	3
Brad Boyes	1	1	0	1	-2	0	0	3	Nikolai Kulemin	1	1	0	1	-1	0	0	1
Keith Tkachuk	1	1	0	1	-2	0	1	7	Alexei Ponikarovsky	1	1	0	1	1	0	0	3
T.J. Oshie	1	0	1	1	1	0	0	0	Jason Blake	1	0	1	1	2	0	0	6
David Perron	1	0	1	1	1	0	0	2	Jamal Mayers	1	0	1	1	1	0	0	2
Steve Wagner	1	0	1	1	1	2	0	1	John Mitchell	1	0	1	1	0	0	0	0
David Backes	1	0	0	0	-2	6	0	0	Mike Van Ryn	1	0	1	1	2	0	0	3
Eric Brewer	1	0	0	0	1	0	0	1	Carlo Colaiacovo	1	0	0	0	0	0	0	1
Barret Jackman	1	0	0	0	-2	0	0	1	Mikhail Grabovski	1	0	0	0	0	0	0	1
Cam Janssen	1	0	0	0	0	2	0	0	Ryan Hollweg	1	0	0	0	0	15	0	0
Jay McClement	1	0	0	0	-2	2	0	2	Pavel Kubina	1	0	0	0	0	4	0	1
Jay McKee	1	0	0	0	-1	0	0	0	Dominic Moore	1	0	0	0	-1	4	0	1
Alex Pietrangolo	1	0	0	0	-2	0	0	2	Luke Schenn	1	0	0	0	-1	2	0	1
Roman Polak	1	0	0	0	-1	0	0	0	Alexander Steen	1	0	0	0	0	0	0	2
Chris Porter	1	0	0	0	0	0	0	0	Anton Stralman	1	0	0	0	2	0	0	0
Yan Stastny	1	0	0	0	0	0	0	0	Jiri Tlustý	1	0	0	0	0	0	0	4

Power Play: 2-5 40.0%
 Penalty Killing: 6-6 100.0%

GOALTENDING

BLUES	GP	MIN	WLOT	GA	SA	SV	GAA	SV%
Manny Legace	1	65	1-0-0	4	39	35	3.69	.897

Power Play: 0-6 0.0%
 Penalty Killing: 3-5 60.0%

GOALTENDING

MAPLE LEAFS	GP	MIN	WLOT	GA	SA	SV	GAA	SV%
Vesa Toskala	1	65	0-0-1	4	26	22	3.69	.846

LEAFS VS. ST. LOUIS HISTORY

Leafs All-Time Record:
89-87-25-3

Leafs All-Time Home Record:
58-29-11-3

Leafs All-Time Road Record:
31-58-14-0

Last Leafs win in Toronto:
Feb. 4, 1998 (3-2)

Last Leafs win in St. Louis:
Feb. 6, 2007 (2-1)

Leafs record in shootout:
0-1

Last two consecutive Leafs wins:
Jan. 21, 1999 (4-2) & Mar. 4, 1999 (4-0)

Last two consecutive Leafs wins in Toronto:
Nov. 5, 1996 (6-3) & Dec. 3, 1996 (2-0)

Last two consecutive Leafs wins in St. Louis:
Jan. 21, 1999 (4-2) & Mar. 4, 1999 (4-0)

MOST RECENT NOTABLES VS. ST. LOUIS

Last Leaf shutout in Toronto:
Dec. 3, 1996 (Potvin/Cousineau)

Least Leaf shutout in St. Louis:
Nov. 4, 2000 (Curtis Joseph)

Last opponent shutout in Toronto:
Jan. 29, 1997 (0-4) (Fuhr)

Last opponent shutout in St. Louis:
Nov. 4, 2000 (0-0) (Turek)

Last Leaf hat trick:
Dec. 4, 1997 (Derek King)

Last Opponent hat trick vs. Leafs:
March 7, 1994 (Steve Duchesne)

Last Leaf overtime goal:
Dec. 13, 2001 @ STL (4-3) SUNDIN (Johnson)

Last opponent overtime goal:
Dec. 9, 2003 vs. STL (2-3 L) Pronger (OSGOOD)



2008-09 vs. San Jose

Summary: Won - 0 Lost - 1 OT - 0

At SAN JOSE

Dec. 2, 2008

SHARKS 5

MAPLE LEAFS 2

Attend.

17496

Goaltenders

TOSKALA / NABOKOV

W Goal

DAN BOYLE

Goals by Period:

SHARKS
MAPLE LEAFS

1st	2nd	3rd	OT	Total
4	0	1	0	5
0	1	1	0	2

Shots by Period:

SHARKS
MAPLE LEAFS

1st	2nd	3rd	OT	Total
13	6	11	0	30
10	12	9	0	31

INDIVIDUAL SCORING

SHARKS	GP	G	A	TP	+/-	PIM	PP	S
Joe Thornton	1	1	3	4	3	0	0	1
Joe Pavelski	1	1	1	2	1	0	0	5
Devin Setoguchi	1	1	1	2	3	0	0	4
Patrick Marleau	1	0	2	2	3	0	0	4
Dan Boyle	1	1	0	1	-1	0	0	2
Marc-Edouard Vlasic	1	1	0	1	2	0	1	1
Rob Blake	1	0	1	1	2	0	0	0
Milan Michalek	1	0	1	1	0	0	0	3
Riley Armstrong	1	0	0	0	-1	2	0	0
Ryanē Clowe	1	0	0	0	-1	0	0	1
Christian Ehrhoff	1	0	0	0	1	0	0	1
Marcel Goc	1	0	0	0	0	4	0	4
Mike Grier	1	0	0	0	0	0	0	3
Brad Lukowich	1	0	0	0	-1	0	0	0
Douglas Murray	1	0	0	0	1	0	0	0
Tomas Plihal	1	0	0	0	-1	0	0	0
Jeremy Roenick	1	0	0	0	-1	0	0	0
Jody Shelley	1	0	0	0	0	2	0	1

Power Play:

1-3 33.3%

Penalty Killing:

4-4 100.0%

GOALTENDING

SHARKS	GP	MIN	WLOT	GA	SA	SV	GAA	SV%
Evgeni Nabokov	1	60	1-0-0	2	31	29	2.01	.935

MAPLE LEAFS	GP	G	A	TP	+/-	PIM	PP	S
Niklas Hagman	1	1	1	2	2	0	0	4
Mikhail Grabovski	1	0	2	2	2	0	0	3
Nikolai Kulemin	1	1	0	1	1	0	0	3
Nik Antropov	1	0	1	1	-3	0	0	0
Jason Blake	1	0	0	0	0	0	0	3
Andre Deveaux	1	0	0	0	0	0	0	1
Jeff Finger	1	0	0	0	-2	2	0	0
Ryan Hollweg	1	0	0	0	0	2	0	2
Tomas Kaberle	1	0	0	0	-1	0	0	0
Pavel Kubina	1	0	0	0	-3	2	0	2
John Mitchell	1	0	0	0	-1	0	0	1
Dominic Moore	1	0	0	0	0	0	0	1
Alexei Ponikarovsky	1	0	0	0	-3	0	0	1
Luke Schenn	1	0	0	0	2	2	0	4
Matt Stajan	1	0	0	0	-3	0	0	0
Lee Stempniak	1	0	0	0	-1	0	0	2
Anton Stralman	1	0	0	0	0	0	0	0
Ian White	1	0	0	0	0	0	0	4

Power Play:

0-4 0.0%

Penalty Killing:

2-3 66.7%

GOALTENDING

MAPLE LEAFS	GP	MIN	WLOT	GA	SA	SV	GAA	SV%
Vesa Toskala	1	60	0-1-0	5	30	25	5.02	.833

LEAFS VS. SAN JOSE HISTORY

Leafs All-Time Record:
19-12-5-0Last Leafs win in Toronto:
Jan. 29, 2002 (4-3)Last two consecutive Leafs wins:
Feb. 28, 2001 (2-1) & Jan. 29, 2002 (4-3)Leafs All-Time Home Record:
12-5-2-0Last Leafs win in San Jose:
Mar. 26, 1997 (2-1)Last two consecutive Leafs wins in Toronto:
Feb. 28, 2001 (2-1) & Jan. 29, 2002 (4-3)Leafs All-Time Road Record:
7-7-3-0Leafs record in shootout:
0-0Last two consecutive Leafs wins in San Jose:
Dec. 17, 1996 (6-3) & Mar. 26, 1997 (2-1)

MOST RECENT NOTABLES VS. SAN JOSE

Last Leaf shutdown in Toronto:
NeverLast Leaf hat trick:
NeverLast Leaf shutdown in San Jose:
Nov. 4, 1997 (Healy/Cousineau)Last opponent hat trick vs. Leafs:
NeverLast opponent shutdown in Toronto:
NeverLast Leaf overtime goal:
NeverLast opponent shutdown in San Jose:
Nov. 4, 1997 (0-0) (Vernon)Last opponent overtime goal:
Never

LEAFS vs. NHL

2008-09 vs. Tampa Bay

Summary: Won - 1 Lost - 3 OT - 0

At TAMPA BAY

Feb. 12, 2009
Mar. 17, 2009LIGHTNING 6
LIGHTNING 3MAPLE LEAFS 4
MAPLE LEAFS 4 SO

Attend.

16526
18793

Goaltenders

JOSEPH, TOSKALA / MCKENNA
JOSEPH / RAMO

W Goal

STEVEN STAMKOS
JOHN MITCHELL

At TORONTO

Oct. 28, 2008
Mar. 12, 2009LIGHTNING 3
LIGHTNING 4MAPLE LEAFS 2
MAPLE LEAFS 119348
19209TOSKALA / SMITH
GERBER / RAMOVINCENT LECALVALIER
MARTIN ST. LOUIS

Goals by Period:

LIGHTNING
MAPLE LEAFS

1st	2nd	3rd	OT	Total
7	5	4	0	16
3	4	3	0	10

Shots by Period:

LIGHTNING
MAPLE LEAFS

1st	2nd	3rd	OT	Total
35	42	29	2	108
42	32	46	4	124

INDIVIDUAL SCORING

LIGHTNING	GP	G	A	TP	+/-	PIM	PP	S	MAPLE LEAFS	GP	G	A	TP	+/-	PIM	PP	S
Martin St. Louis	4	2	5	7	4	0	1	21	Lee Stempniak	3	3	1	4	1	0	1	8
Vincent Lecavalier	4	4	2	6	1	2	2	20	Jason Blake	4	1	2	3	2	0	0	14
Ryan Malone	4	3	1	4	4	0	1	7	Niklas Hagman	2	1	2	3	-1	0	0	6
Steven Stamkos	4	2	2	4	-1	0	2	14	Matt Stajan	4	1	1	2	1	0	1	7
Mark Recchi	2	1	2	3	-2	0	1	4	Mikhail Grabovski	4	0	2	2	-3	2	0	4
Vaclav Prospal	4	0	3	3	-4	2	0	7	Nikolai Kulemin	4	1	0	1	-4	2	0	5
Cory Murphy	3	0	3	3	2	2	0	3	John Mitchell	4	1	0	1	-1	0	0	6
Matt Pettinger	4	2	0	2	-1	0	0	6	Jeffrey Hamilton	2	1	0	1	-1	0	0	7
Lukas Krajcek	4	0	2	2	-3	2	0	1	Mike Van Ryn	1	1	0	1	-2	4	1	4
Martins Karsums	2	0	2	2	2	0	0	3	Jeff Finger	4	0	1	1	2	2	0	8
Pauli Szczeczura	2	1	0	1	1	0	0	2	Pavel Kubina	4	0	1	1	-3	4	0	7
Jussi Jokinen	1	1	0	1	1	0	0	2	Jamal Mayers	4	0	1	1	0	9	0	2
Matt Srnaby	3	0	1	1	-1	2	0	3	Alexei Ponikarovsky	4	0	1	1	-2	0	0	9
Josef Melicher	2	0	1	1	2	0	0	2	Luke Schenn	4	0	1	1	-2	0	0	7
Steve Eminger	1	0	1	1	0	0	0	0	Anton Stralman	3	0	1	1	0	4	0	4
Mike Lundin	1	0	1	1	1	2	0	0	Nik Antropov	2	0	1	1	0	0	0	4
Evgeny Artyukhin	4	0	0	0	1	18	0	1	Boyd Devereaux	2	0	1	1	1	0	0	1
Ryan Craig	3	0	0	0	0	15	0	0	Jonas Frogren	1	0	1	1	1	2	0	2
Adam Hall	3	0	0	0	-1	5	0	3	Brad May	3	0	0	0	0	2	0	4
Jeff Halpern	3	0	0	0	-1	2	0	1	Ian White	3	0	0	0	1	4	0	4
Marek Malik	2	0	0	0	1	4	0	1	Dominic Moore	2	0	0	0	0	0	0	5
Richard Pietot	2	0	0	0	1	0	0	2	Berjamin Ondrus	2	0	0	0	0	10	0	0
Gary Roberts	2	0	0	0	0	0	0	2	Phil Oreskovic	2	0	0	0	-1	4	0	0
Noah Welch	2	0	0	0	1	2	0	0	Ryan Hollweg	1	0	0	0	0	0	0	1
Matthew Carle	1	0	0	0	0	2	0	0	Tomas Kaberle	1	0	0	0	-1	2	0	4
Chris Gratton	1	0	0	0	0	10	0	0	Jaime Sifers	1	0	0	0	0	5	0	1
David Koci	1	0	0	0	-1	0	0	1	Alexander Steen	1	0	0	0	0	0	0	0
Matt Lashoff	1	0	0	0	1	0	0	1									
Andrej Meszaros	1	0	0	0	1	0	0	1									
Paul Ranger	1	0	0	0	1	2	0	1									

Power Play:
Penalty Killing:7-19 36.8%
13-16 81.2%Power Play:
Penalty Killing:3-16 18.8%
12-19 63.2%

GOALTENDING

LIGHTNING	GP	MIN	WLOT	GA	SA	SV	GAA	SV%
Mike Smith	1	60	1-0-0	2	39	37	2.00	.949
Karri Ramo	2	125	1-0-1	4	60	56	1.92	.933
Mike McKenna	1	60	1-0-0	4	25	21	4.00	.840

GOALTENDING

MAPLE LEAFS	GP	MIN	WLOT	GA	SA	SV	GAA	SV%
Curtis Joseph	2	106	1-1-0	5	41	36	2.83	.878
Martin Gerber	1	60	0-1-0	4	30	26	4.00	.867
Vesa Toskala	2	75	0-1-0	7	37	30	5.58	.811

LEAFS VS. TAMPA BAY HISTORY

Leafs All-Time Record:
38-15-2-2Last Leafs win in Toronto:
Jan. 1, 2008 (4-3 SO)Last two consecutive Leafs wins:
Mar. 13, 2007 (3-2) & Dec. 10, 2007 (6-1)Leafs All-Time Home Record:
19-9-1-0Last Leafs win in Tampa Bay:
Mar. 17, 2009 (4-3 SO)Last two consecutive Leafs wins at home:
Dec. 10, 2007 (6-1) & Jan. 1, 2008 (4-3 SO)Leafs All-Time Road Record:
19-6-1-2Leafs record in shootout:
2-1Last two consecutive Leafs wins at Tampa Bay:
Nov. 1, 2006 (4-2) & Jan. 16, 2007 (4-2)

MOST RECENT NOTABLES VS. TAMPA BAY

Last Leaf shutout in Toronto:
Dec. 16, 2003 (Ed Belfour)Last Leaf hat trick:
Nov. 5, 2002 (Alex Mogilny)Last Leaf shutout in Tampa Bay:
Feb. 2, 1999 (Curtis Joseph)Last Opponent hat trick vs. Leafs:
October 12, 1996 (Chris Gratton)Last opponent shutout in Toronto:
Jan. 4, 1994 (0-1) (Puppa)Last Leaf overtime goal:
Feb. 6, 2003 @ TB (3-2 W) ANTROPOV (Khabibulin)Last opponent shutout in Tampa Bay:
NeverLast opponent overtime goal:
Feb. 29, 2008 @ TB (3-2 OT) Boyle (TOSKALA)

2008-09 vs. Vancouver

Summary: Won - 0 Lost - 1 OT - 1

At VANCOUVER

Nov. 15, 2008 CANUCKS 4 MAPLE LEAFS 2

Attend.

18630 JOSEPH, TOSKALA / LUONGO

W Goal

WILLIE MITCHELL

At TORONTO

Feb. 21, 2009 CANUCKS 3 MAPLE LEAFS 2 SO

19504 TOSKALA / LUONGO

MATS SUNDIN

Goals by Period:

	1st	2nd	3rd	OT	Total
CANUCKS	2	3	1	0	6
MAPLE LEAFS	1	1	2	0	4

Shots by Period:

	1st	2nd	3rd	OT	Total
CANUCKS	16	16	15	5	52
MAPLE LEAFS	24	14	24	6	68

INDIVIDUAL SCORING

CANUCKS

Player	GP	G	A	TP	+/-	PIM	PP	S
Pavol Demitra	2	0	4	4	0	0	0	6
Alex Burrows	2	1	1	2	2	0	0	2
Daniel Sedin	2	1	1	2	2	0	0	3
Henrik Sedin	2	0	2	2	2	4	0	3
Ryan Kesler	2	1	0	1	0	4	1	7
Willie Mitchell	2	1	0	1	2	2	0	2
Sami Salo	2	1	0	1	-1	4	1	5
Kyle Wellwood	2	1	0	1	0	0	0	2
Shane O'Brien	2	0	1	1	2	6	0	1
Mattias Ohlund	2	0	1	1	1	7	0	3
Jannik Hansen	1	0	1	1	1	4	0	1
Lawrence Nycholat	1	0	1	1	1	0	0	1
Steve Bernier	2	0	0	0	1	4	0	5
Ryan Johnson	2	0	0	0	0	0	0	0
Taylor Pyatt	2	0	0	0	-1	0	0	1
Mason Raymond	2	0	0	0	0	0	0	2
Kevin Bieksa	1	0	0	0	0	2	0	3
Alexandre Bolduc	1	0	0	0	0	0	0	2
Rob Davison	1	0	0	0	-1	5	0	0
Alexander Edler	1	0	0	0	0	2	0	0
Darcy Hordichuk	1	0	0	0	0	5	0	0
Mats Sundin	1	0	0	0	-1	0	0	3

Power Play: 2-10 20.0%
Penalty Killing: 11-13 84.6%

GOALTENDING

CANUCKS	GP	MIN	WLOT	GA	SA	SV	GAA	SV%
Roberto Luongo	2	125	2-0-0	4	68	64	1.92	.941

MAPLE LEAFS

Player	GP	G	A	TP	+/-	PIM	PP	S
Matt Stajan	2	2	0	2	-2	0	1	4
Ian White	2	1	1	2	1	0	0	4
Jason Blake	2	1	0	1	0	2	1	9
Jeff Finger	2	0	1	1	0	2	0	4
Pavel Kubina	2	0	1	1	0	7	0	5
Alexei Ponikarovsky	2	0	1	1	-3	0	0	4
Tomas Kaberle	1	0	1	1	-2	0	0	1
Lee Stempniak	1	0	1	1	-1	0	0	5
Anton Stralman	1	0	1	1	0	0	0	2
Nik Antropov	2	0	0	0	-2	2	0	9
Mikhail Grabovski	2	0	0	0	-1	0	0	1
Niklas Hagman	2	0	0	0	0	2	0	5
Jamal Mayers	2	0	0	0	0	0	0	2
Dominic Moore	2	0	0	0	1	12	0	4
Luke Schenn	2	0	0	0	-2	5	0	3
Carlo Colaiacovo	1	0	0	0	-1	0	0	2
Boyd Devereaux	1	0	0	0	1	0	0	1
Jonas Frogen	1	0	0	0	1	0	0	0
Ryan Hollweg	1	0	0	0	0	7	0	0
Nikolai Kulemin	1	0	0	0	-1	0	0	2
Brad May	1	0	0	0	0	0	0	1
John Mitchell	1	0	0	0	0	0	0	0
Jaime Sifers	1	0	0	0	0	2	0	0
Alexander Steen	1	0	0	0	0	0	0	0

Power Play: 2-13 15.4%
Penalty Killing: 8-10 80.0%

GOALTENDING

MAPLE LEAFS	GP	MIN	WLOT	GA	SA	SV	GAA	SV%
Curtis Joseph	1	30	0-0-0	0	6	6	0.00	1.000
Vesa Toskala	2	94	0-1-1	6	46	40	3.85	.870

LEAFS VS. VANCOUVER HISTORY

Leafs All-Time Record:
52-53-22-1

Last Leafs win in Toronto:
Nov. 24, 2003 (2-1)

Last two consecutive Leafs wins:
Nov. 22, 2003 (5-3) & Nov. 24, 2003 (2-1)

Leafs All-Time Home Record:
28-22-11-1

Last Leafs win in Vancouver:
Nov. 22, 2003 (5-3)

Last two consecutive Leafs wins in Toronto:
Nov. 26, 1996 (3-2) & Feb. 8, 1997 (4-2)

Leafs All-Time Road Record:
24-31-11-0

Leafs record in shootout:
0-1

Last two consecutive Leafs wins at Vancouver:
Mar. 15, 2003 (1-0) & Nov. 22, 2003 (5-3)

MOST RECENT NOTABLES VS. VANCOUVER

Last Leaf shutdown in Toronto:
Jan. 9, 1989 (Allan Bester)

Last Leaf hat trick:
Feb. 28, 1987 (Rick Vaive)

Last Leaf shutdown in Vancouver:
Mar. 15, 2003 (Ed Belfour)

Last opponent hat trick vs. Leafs:
October 18, 2001 (Markus Naslund)

Last opponent shutdown in Toronto:
Oct. 27, 1971 (0-0)

Last Leaf overtime goal:
Mar. 6, 2000 @ VAN (6-5 W) SUNDIN (Snow)

Last opponent shutdown in Vancouver:
Never

Last opponent overtime goal:
Mar. 28, 1994 @ VAN (2-3 L) Craven (POTVIN)



2008-09 vs. Washington

Summary: Won - 2 Lost - 2 OT - 0

At WASHINGTON

Dec. 28, 2008	CAPITALS 4	MAPLE LEAFS 1
Mar. 5, 2009	CAPITALS 1	MAPLE LEAFS 2

Attend.	Goaltenders
18277	TOSKALA / THEODORE
18277	GERBER / THEODORE, NEUVIRTH

W Goal
ALEXANDER OVECHKIN
PAVEL KUBINA

At TORONTO

Dec. 6, 2008	CAPITALS 2	MAPLE LEAFS 1
Mar. 24, 2009	CAPITALS 2	MAPLE LEAFS 3 SO

19416	TOSKALA / JOHNSON
19362	JOSEPH, GERBER / THEODORE

MILAN JURCINA
JEFFREY HAMILTON

Goals by Period:	1st	2nd	3rd	OT	Total	Shots by Period:	1st	2nd	3rd	OT	Total
CAPITALS	0	4	5	0	9	CAPITALS	49	46	39	8	142
MAPLE LEAFS	1	1	4	0	6	MAPLE LEAFS	30	35	37	0	102

INDIVIDUAL SCORING

CAPITALS											MAPLE LEAFS										
GP	G	A	TP	+/-	PIM	PP	S	GP	G	A	TP	+/-	PIM	PP	S						
Alexander Ovechkin	3	3	1	4	4	4	1	21	Mikhail Grabovski	4	0	3	3	0	0	7					
Nicklas Backstrom	4	0	4	4	3	2	0	11	Pavel Kubina	4	2	0	2	-1	4	1	8				
Brooks Laich	4	3	0	3	2	0	1	13	Alexei Ponikarovsky	4	0	2	2	-1	0	0	7				
Mike Green	3	0	3	3	4	2	0	13	Matt Stajan	3	0	2	2	-1	0	0	3				
Milan Jurcina	4	1	1	2	3	6	0	6	Lee Stempniak	4	1	0	1	0	2	0	12				
Karl Alzner	2	1	1	2	3	0	0	4	Nik Antropov	2	1	0	1	-2	0	1	5				
Alexander Semin	2	1	1	2	0	2	0	9	Niklas Hagman	2	1	0	1	-1	0	0	3				
Michael Nylander	4	0	1	1	1	0	0	4	Phil Oreskovic	1	1	0	1	1	0	0	4				
Matt Bradley	4	0	0	0	1	5	0	3	Jason Blake	4	0	1	1	-1	0	0	10				
Eric Fehr	4	0	0	0	1	0	0	7	John Mitchell	4	0	1	1	0	2	0	6				
Viktor Kozlov	4	0	0	0	0	0	0	9	Jonas Frogren	2	0	1	1	1	2	0	0				
Shaone Morrisonn	4	0	0	0	-1	4	0	5	Jeffrey Hamilton	2	0	1	1	1	0	0	2				
David Steckel	4	0	0	0	-1	0	0	4	Tomas Kaberle	2	0	1	1	-3	0	0	0				
Donald Brashear	3	0	0	0	0	0	0	2	Jeff Finger	4	0	0	0	-3	0	0	4				
Tomas Fleischmann	3	0	0	0	-1	0	0	9	Nikolai Kulemin	4	0	0	0	0	2	0	9				
Boyd Gordon	3	0	0	0	0	0	0	2	Ian White	4	0	0	0	-1	0	0	8				
Jeff Schultz	3	0	0	0	0	0	0	1	Jamal Mayers	3	0	0	0	0	2	0	0				
Sean Collins	2	0	0	0	-1	2	0	1	Luke Schenn	3	0	0	0	-1	0	0	5				
John Erskine	2	0	0	0	-3	4	0	4	Andre Deveaux	2	0	0	0	0	2	0	1				
Sergei Fedorov	2	0	0	0	0	2	0	8	Boyd Devereaux	2	0	0	0	-1	0	0	2				
Tom Poti	2	0	0	0	-1	0	0	0	Brad May	2	0	0	0	0	0	0	0				
Keith Aucoin	1	0	0	0	2	0	0	2	Dominic Moore	2	0	0	0	-2	0	0	1				
Christopher Bourque	1	0	0	0	0	0	0	1	Benjamin Ondrus	2	0	0	0	-1	5	0	0				
Chris Clark	1	0	0	0	0	2	0	1	Anton Stralman	2	0	0	0	0	0	0	1				
Alexandre Giroux	1	0	0	0	0	0	0	0	Ryan Hollweg	1	0	0	0	0	2	0	2				
Bryan Helmer	1	0	0	0	0	0	0	0	Jaime Sifers	1	0	0	0	1	0	0	0				
Sami Lepisto	1	0	0	0	0	0	0	1	Mike Van Ryn	1	0	0	0	0	6	0	1				
									Jeremy Williams	1	0	0	0	0	0	0	1				

Power Play:	2-9	22.2%
Penalty Killing:	10-12	83.3%

Power Play:	2-12	16.7%
Penalty Killing:	7-9	77.8%

GOALTENDING

CAPITALS	GP	MIN	WLOT	GA	SA	SV	GAA	SV%
Brent Johnson	1	60	1-0-0	1	20	19	1.00	.950
Jose Theodore	3	183	1-1-1	5	82	77	1.64	.939
Michal Neuvirth	1	0	0-0-0	0	0	0	0.00	.000

GOALTENDING

MAPLE LEAFS	GP	MIN	WLOT	GA	SA	SV	GAA	SV%
Curtis Joseph	1	6	1-0-0	0	9	9	0.00	1.000
Martin Gerber	2	119	1-0-0	3	74	71	1.51	.959
Vesa Toskala	2	118	0-2-0	5	58	53	2.55	.914

LEAFS VS. WASHINGTON HISTORY

Leafs All-Time Record:
51-53-10-0

Last Leafs win in Toronto:
Mar. 24, 2009 (3-2 SO)

Last two consecutive Leafs wins:
Mar. 5, 2009 (2-1) & Mar. 24, 2009 (3-2 SO)

Leafs All-Time Home Record:
30-20-6-0

Last Leafs win in Washington:
Mar. 5, 2009 (2-1)

Last two consecutive Leafs wins in Toronto:
Oct. 25, 2003 (4-1) & Nov. 8, 2005 (6-4)

Leafs All-Time Road Record:
21-33-4-0

Leafs record in shootout:
1-0

Last two consecutive Leafs wins in Washington:
Jan. 17, 2003 (4-1) & Feb. 20, 2003 (6-2)

MOST RECENT NOTABLES VS. WASHINGTON

Last Leaf shutout in Toronto:
Mar. 6, 2007 (Andrew Raycroft)

Last Leaf hat trick:
Jan. 8, 1990 (Gary Leeman)

Last Leaf shutout in Washington:
Never

Last opponent hat trick vs. Leafs:
February 1, 2001 (Peter Bondra)

Last opponent shutout in Toronto:
Jan. 28, 1984 (0-8) (Rieggin)

Last Leaf overtime goal:
Mar. 29, 2003 vs. WSH (4-3 W) SUNDIN (Charpentier)

Last opponent shutout in Washington:
Nov. 1, 1991 (0-4) (Luit)

Last opponent overtime goal:
Oct. 16, 1985 vs. WSH (5-6 L) Duchesne (BERNHARDT)



Anaheim Ducks

Honda Center
2695 Katella Ave.
Anaheim, California 92806
Phone: 714-940-2900
www.anaheimducks.com
Exec. V.P. and General Manager: Bob Murray
Head Coach: Randy Carlyle
Director of Media & Communications: Alex Gilchrist



Atlanta Thrashers

Centennial Tower
101 Marietta St., Suite 1900
Atlanta, Georgia 30303
Phone: 404-878-3800
www.atlantathrashers.com
Exec. V.P. and General Manager: Don Waddell
Head Coach: John Anderson
Senior Director of Public Relations: Rob Koch



Boston Bruins

TD Garden
100 Legends Way
Boston, Massachusetts 02114
Phone: 617-624-2327
www.bostonbruins.com
General Manager: Peter Chiarelli
Head Coach: Claude Julien
Director of Media Relations: Matt Chmura



Buffalo Sabres

HSBC Arena
One Seymour H Knox III Plaza
Buffalo, New York 14203
Phone: 716-855-4100
General Manager: Darcy Regier
Head Coach: Lindy Ruff
Director, Public Relations: Michael Gilbert



Calgary Flames

Pengrowth Saddledome
P.O. Box 1540, Station M
Calgary, Alberta T2P 3B9
Phone: 403-777-2177
www.calgaryflames.com
General Manager: Darryl Sutter
Head Coach: Brent Sutter
V.P., Communications: Peter Hanlon



Carolina Hurricanes

1400 Edward Mills Road
Raleigh, North Carolina 27607
Phone: 919-467-7825
www.carolinahurricanes.com
General Manager: Jim Rutherford
Head Coach: Paul Maurice
Director of Media Relations: Mike Sundheim



Chicago Blackhawks

United Center
1901 W. Madison Street
Chicago, Illinois 60612
Phone: 312-455-7000
www.chicagoblackhawks.com
General Manager: Stan Bowman
Head Coach: Joel Quenneville
Director, Media Relations: Brandon Faber



Colorado Avalanche

Pepsi Center
1000 Chopper Circle
Denver, Colorado 80204
Phone: 303-405-1100
www.coloradoavalanche.com
General Manager: Greg Sherman
Head Coach: Joe Sacco
Sr. V.P. Communications & Business Operations:
Jean Martineau



Columbus Blue Jackets

Nationwide Arena
200 W. Nationwide Blvd.
Columbus, Ohio 43215
Phone: 614-246-4625
www.bluejackets.com
General Manager: Scott Howson
Head Coach: Ken Hitchcock
V.P. of Public Relations: Todd Sharrock



Dallas Stars

2601 Avenue of the Stars
Frisco, Texas 75034
Phone: 214-387-5500
www.dallasstars.com
General Manager: Joe Nieuwendyk
Head Coach: Marc Crawford
Assistant V.P., Communications: Rob Scichili



Detroit Red Wings

Joe Louis Arena
19 Steve Yzerman Drive
Detroit, Michigan 48226
Phone: 313-394-7000
www.detroitredwings.com
Exec. V.P. / General Manager: Ken Holland
Head Coach: Mike Babcock
Senior Director of Communications:
John Hahn



Edmonton Oilers

11230 - 110 Street
Edmonton, Alberta T5C 3H7
Phone: 780-414-4000
www.edmontonoilers.com
General Manager: Steve Tambellini
Head Coach: Pat Quinn
Director, Communications & Media Relations:
J.J. Hebert



Florida Panthers

BankAtlantic Center
One Panther Parkway
Sunrise, Florida 33323
Phone: 954-835-7000
www.floridapanthers.com
Assistant General Manager: Randy Sexton
Head Coach: Peter DeBoer
Director, Communications: Justin Copertino



Los Angeles Kings

Staples Center
1111 South Figueroa Street
Los Angeles, California 90015
Phone: 213-742-7100
www.lakings.com
President/General Manager: Dean Lombardi
Head Coach: Terry Murray
V.P. Communications & Broadcasting: Mike Altieri



Minnesota Wild

317 Washington Street
St. Paul, Minnesota 55102
Phone: 651-602-6000
www.wild.com
General Manager: Chuck Fletcher
Head Coach: Todd Richards
V.P. of Communications and Broadcasting: Bill Robertson



Montreal Canadiens

1260 de La Cauchetière St. W.
Montreal, Quebec H3B 5E8
Phone: 514-932-2582
www.canadiens.com
Exec. V.P. Hockey and General Manager:
Bob Gainey
Head Coach: Jacques Martin
V.P., Communications and Community Relations:
Donald Beauchamp



Nashville Predators

Sommet Center
501 Broadway
Nashville, Tennessee 37203
Phone: 615-770-2300
www.nashvillepredators.com
President Hockey Ops. / General Manager: David Poile
Head Coach: Barry Trotz
Director of Communications: Tim Darling

**New Jersey Devils**

Prudential Center
165 Mulberry Street
Newark, New Jersey 07102
Phone: 973-757-6100
www.newjerseydevils.com
President/CEO/General Manager: Lou Lamoriello
Head Coach: Jacques Lemaire
Senior V.P. Communications: Mike Levine

**New York Islanders**

1535 Old Country Road
Plainsville, New York 11803
Phone: 516-501-6700
www.newyorkislanders.com
General Manager: Garth Snow
Head Coach: Scott Gordon
Director of Communications: Seth Sylvan

**New York Rangers**

14th Floor
2 Pennsylvania Plaza
New York, New York
Phone: 212-465-6486
www.newyorkrangers.com
President / General Manager: Glen Sather
Head Coach: John Tortorella
V.P., Public Relations and Player Recruitment: John Rosasco

**Ottawa Senators**

Scotiabank Place
1000 Palladium Drive
Ottawa, Ontario K2V 1A5
Phone: 613-599-0250
www.ottawasenators.com
Exec. V.P. / General Manager: Bryan Murray
Head Coach: Cory Clouston
V.P., Communications: Phil Legault

**Philadelphia Flyers**

Wachovia Center
3601 South Broad Street
Philadelphia, Pennsylvania
Phone: 215-465-4500
www.philadelphiaflyers.com
General Manager: Paul Holmgren
Head Coach: John Stevens
Senior Director, Communications: Zack Hill

**Phoenix Coyotes**

6751 North Sunset Boulevard, #200
Glendale, Arizona 85305
Phone: 623-772-3200
www.phoenixcoyotes.com
General Manager: Don Maloney
Head Coach: Wayne Gretzky
Exec. V.P., Chief Communications Officer: Jeff Holbrook

**Pittsburgh Penguins**

Mellon Arena
66 Mario Lemieux Place
Pittsburgh, Pennsylvania 15219
Phone: 412-642-1300
www.pittsburghpenguins.com
Exec. V.P./General Manager: Ray Shero
Head Coach: Dan Bylsma
Vice President, Communications: Tom McMillan

**St. Louis Blues**

Scottrade Center
1401 Clark Avenue
St. Louis, Missouri 63103
Phone: 314-622-2500
www.stlouisblues.com
Sr. V.P. and General Manager: Larry Pleau
Head Coach: Andy Murray
V.P., Public Relations: Mike Caruso

**San Jose Sharks**

HP Pavilion at San Jose
525 West Santa Clara Street
San Jose, California 95113
Phone: 408-287-7070
www.sjsharks.com
Executive V.P. and General Manager: Doug Wilson
Head Coach: Todd McLellan
Director of Media Relations: Scott Emmert

**Tampa Bay Lightning**

St. Pete Times Forum
401 Channelside Drive
Tampa, Florida 33602
Phone: 813-301-6500
www.tampabaylightning.com
Exec. V.P., General Manager: Brian Lawton
Head Coach: Rick Tocchet
Exec. V.P., Communications: Bill Wickett

**Toronto Maple Leafs**

Air Canada Centre
50 Bay St., Suite 500
Toronto, Ontario M5J 2L2
General Manager: Brian Burke
Head Coach: Ron Wilson
Director, Media Relations: Pat Park

**Vancouver Canucks**

General Motors Place
800 Griffiths Way
Vancouver, British Columbia V6B 6C1
Phone: 604-899-4600
www.canucks.com
President & General Manager: Mike Gillis
Head Coach: Alain Vigneault
Director, Media Relations & Team Operations: T.C. Carling

**Washington Capitals**

627 N. Glebe Road, Suite 850
Arlington, Virginia 22203
Phone: 202-266-2200
www.washingtoncaps.com
V.P. & General Manager: George McPhee
Head Coach: Bruce Boudreau
Senior Director, Media Relations: Nate Ewell

**NHL - Toronto**

Gary Meagher - Sr. V.P., Public Relations & Media
50 Bay St. 11 Floor
Toronto, Ontario M5J 2X8
Phone: 416-981-2777

NHL - New York

Frank Brown - Group V.P., Public Relations
1185 Avenue of the Americas
New York, New York
Phone: 212-789-2000



Peter Zezel
1965-2009



Leafs History

LEAFS RECORD YEAR-BY-YEAR

SEASON	GP	W	L	T	OL	GF	GA	PTS	FINISHED	PLAYOFF RESULTS
*** 2008-09	82	34	35	-	13	250	293	81	5th, Northeast Division	Out of Playoffs
*** 2007-08	82	36	35	-	11	231	260	83	5th, Northeast Division	Out of Playoffs
*** 2006-07	82	40	31	-	11	258	269	91	3rd, Northeast Division	Out of Playoffs
*** 2005-06	82	41	33	-	8	257	270	90	4th, Northeast Division	Out of Playoffs
2004-05	Did not play due to work stoppage									
2003-04	82	45	24	10	3	242	204	103	2nd, Northeast Division	Lost Conference Semi-Final
2002-03	82	44	28	7	3	236	208	98	2nd, Northeast Division	Lost Conference Quarter-Final
2001-02	82	43	25	10	4	249	207	100	2nd, Northeast Division	Lost Conference Final
2000-01	82	37	29	11	5	232	207	90	3rd, Northeast Division	Lost Conference Semi-Final
** 1999-00	82	45	27	7	3	246	222	100	1st, Northeast Division	Lost Conference Semi-Final
1998-99	82	45	30	7		268	231	97	2nd, Northeast Division	Lost Conference Final
1997-98	82	30	43	9		194	237	69	6th, Central Division	Out of Playoffs
1996-97	82	30	44	8		230	273	68	6th, Central Division	Out of Playoffs
1995-96	82	34	36	12		247	252	80	3rd (tie) Central Division	Lost Conference Quarter-Final
* 1994-95	48	21	19	8		135	146	50	4th, Central Division	Lost Conference Quarter-Final
1993-94	84	43	29	12		280	243	98	2nd, Central Division	Lost Conference Final
1992-93	84	44	29	11		288	241	99	3rd, Norris Division	Lost Conference Final
1991-92	80	30	43	7		234	294	67	5th, Norris Division	Out of Playoffs
1990-91	80	23	46	11		241	318	57	5th, Norris Division	Out of Playoffs
1989-90	80	38	38	4		337	358	80	3rd, Norris Division	Lost Preliminary
1988-89	80	28	46	6		259	342	62	5th, Norris Division	Out of Playoffs
1987-88	80	21	49	10		273	345	52	4th, Norris Division	Lost Preliminary
1986-87	80	32	42	6		286	319	70	4th, Norris Division	Lost Quarter-Final
1985-86	80	25	48	7		311	386	57	4th, Norris Division	Lost Quarter-Final
1984-85	80	20	52	8		253	358	48	5th, Norris Division	Out of Playoffs
1983-84	80	26	45	9		303	387	61	5th, Norris Division	Out of Playoffs
1982-83	80	28	40	12		293	330	68	3rd, Norris Division	Lost 1st Round
1981-82	80	20	44	16		298	380	56	5th, Norris Division	Out of Playoffs
1980-81	80	28	37	15		322	367	71	5th, Adams Division	Lost Preliminary
1979-80	80	35	40	5		304	327	75	4th, Adams Division	Lost Preliminary
1978-79	80	34	33	13		267	252	81	3rd, Adams Division	Lost Quarter-Final
1977-78	80	41	29	10		271	237	92	3rd, Adams Division	Lost Semi-Final
1976-77	80	33	32	15		301	285	81	3rd, Adams Division	Lost Quarter-Final
1975-76	80	34	31	15		294	276	83	3rd, Adams Division	Lost Quarter-Final
1974-75	80	31	33	16		280	309	78	3rd, Adams Division	Lost Quarter-Final
1973-74	78	35	27	16		274	230	86	4th, East Division	Lost Quarter-Final
1972-73	78	27	41	10		247	279	64	6th, East Division	Out of Playoffs
1971-72	78	33	31	14		209	208	80	4th, East Division	Lost Quarter-Final
1970-71	78	37	33	8		248	211	82	4th, East Division	Lost Quarter-Final
1969-70	76	29	34	13		222	242	71	6th, East Division	Out of Playoffs
1968-69	76	35	26	15		234	217	85	4th, East Division	Lost Quarter-Final
1967-68	74	33	31	10		209	176	76	5th, East Division	Out of Playoffs
1966-67	70	32	27	11		204	211	75	3rd,	Won Stanley Cup
1965-66	70	34	25	11		208	187	79	3rd,	Lost Semi-Final
1964-65	70	30	26	14		204	173	74	4th,	Lost Semi-Final
1963-64	70	33	25	12		192	172	78	3rd,	Won Stanley Cup
1962-63	70	35	23	12		221	180	82	1st,	Won Stanley Cup
1961-62	70	37	22	11		232	180	85	2nd,	Won Stanley Cup
1960-61	70	39	19	12		234	176	90	2nd,	Lost Semi-Final
1959-60	70	35	26	9		199	195	79	2nd,	Lost Final
1958-59	70	27	32	11		189	201	65	4th,	Lost Final
1957-58	70	21	38	11		192	226	53	6th,	Out of Playoffs
1956-57	70	21	34	15		174	192	57	5th,	Out of Playoffs
1955-56	70	24	33	13		153	181	61	4th,	Lost Semi-Final
1954-55	70	24	24	22		147	135	70	3rd,	Lost Semi-Final
1953-54	70	32	24	14		152	131	78	3rd,	Lost Semi-Final
1952-53	70	27	30	13		156	167	67	5th,	Out of Playoffs
1951-52	70	29	25	16		168	157	74	3rd,	Lost Semi-Final
1950-51	70	41	16	13		212	138	95	2nd,	Won Stanley Cup
1949-50	70	31	27	12		176	173	74	3rd,	Lost Semi-Final
1948-49	60	22	25	13		147	161	57	4th,	Won Stanley Cup
1947-48	60	32	15	13		182	143	77	1st,	Won Stanley Cup
1946-47	60	31	19	10		209	172	72	2nd,	Won Stanley Cup
1945-46	50	19	24	7		174	185	45	5th,	Out of Playoffs
1944-45	50	24	22	4		183	161	52	3rd,	Won Stanley Cup
1943-44	50	23	23	4		214	174	50	3rd,	Lost Semi-Final
1942-43	50	22	19	9		198	159	53	3rd,	Lost Semi-Final
1941-42	48	27	18	3		158	136	57	2nd,	Won Stanley Cup

* Shortened season due to work stoppage.

** Includes overtime losses (NHL changed overtime format prior to the 1999-00 season)

*** Includes overtime and shootout losses (NHL implemented shootout prior to 2005-06 season)

LEAFS RECORD YEAR-BY-YEAR

SEASON	GP	W	L	T	OL	GF	GA	PTS	FINISHED	PLAYOFF RESULTS
1940-41	48	28	14	6		145	99	62	2nd,	Lost Semi-Final
1939-40	48	25	17	6		134	110	56	3rd,	Lost Final
1938-39	48	19	20	9		114	107	47	3rd,	Lost Final
1937-38	48	24	15	9		151	127	57	1st, Cdn. Division	Lost Final
1936-37	48	22	21	5		119	115	49	3rd, Cdn. Division	Lost Quarter-Final
1935-36	48	23	19	6		126	106	52	2nd, Cdn. Division	Lost Final
1934-35	48	30	14	4		157	111	64	1st, Cdn. Division	Lost Final
1933-34	48	26	13	9		174	119	61	1st, Cdn. Division	Lost Semi-Final
1932-33	48	24	18	6		119	111	54	1st, Cdn. Division	Lost Final
1931-32	48	23	18	7		155	127	53	2nd, Cdn. Division	Won Stanley Cup
1930-31	44	22	13	9		118	99	53	2nd, Cdn. Division	Lost Quarter-Final
1929-30	44	17	21	6		116	124	40	4th, Cdn. Division	Out of Playoffs
1928-29	44	21	18	5		85	69	47	3rd, Cdn. Division	Lost Semi-Final
*1927-28	44	18	18	8		89	88	44	4th, Cdn. Division	Out of Playoffs
1926-27	44	15	24	5		79	94	35	5th, Cdn. Division	Out of Playoffs
1925-26	36	12	21	3		92	114	27	6th,	Out of Playoffs
1924-25	30	19	11	0		90	84	38	2nd,	Lost NHL 5-Final
1923-24	24	10	14	0		59	85	20	3rd,	Out of Playoffs
1922-23	24	13	10	1		82	88	27	3rd,	Out of Playoffs
1921-22	24	13	10	1		98	97	27	2nd,	Won Stanley Cup
1920-21	24	15	9	0		105	100	30	1st, and 2nd****	Lost NHL Playoffs
1919-20	24	12	12	0		119	106	24	3rd, and 2nd**	Out of Cup Playoffs
1918-19	18	5	13	0		64	92	10	3rd, and 3rd****	Out of Playoffs
1917-18	22	13	9	0		108	109	26	2nd, and 1st****	Won Stanley Cup

* - Name changed from St. Patricks to Maple Leafs

** - Name changed from Arenas to St. Patricks

*** - Season played in two halves with no combined standing at end.

LEAFS OPENING NIGHT HISTORY

HOME OPENERS				SEASON OPENERS			
SEASON	DATE	OPPOSITION	RESULT	SEASON	DATE	OPPOSITION	RESULT
2008-09	Oct. 11/08	Montreal	L 1-6	2008-09	Oct. 9/08	at Detroit	W 3-2
2007-08	Oct. 3/07	Ottawa	3-4 L(OT)	2007-08		See Home Opener	
2006-07	Oct. 4/06	Ottawa	L 1-4	2006-07		See Home Opener	
2005-06	Oct. 5/05	Ottawa	L 2-3(SO)	2005-06		See Home Opener	
2004-05	Did not play due to work stoppage			2004-05	Did not play due to work stoppage		
2003-04	Oct. 11/03	Montreal	L 0-4	2003-04		See Home Opener	
2002-03	Oct. 12/02	Ottawa	L 1-2	2002-03	Oct. 10/02	at Pittsburgh	W 6-0
2001-02	Oct. 3/01	Ottawa	L 4-5	2001-02		See Home Opener	
2000-01	Oct. 7/00	Montreal	W 2-0	2000-01		See Home Opener	
1999-00	Oct. 4/99	Boston	W 4-0	1999-00	Oct. 2/99	at Montreal	W 4-1
1998-99	Oct. 10/98	Detroit	W 2-1	1998-99		See Home Opener	
1997-98	Oct. 1/97	Washington	L 1-4	1997-98		See Home Opener	
1996-97	Oct. 5/96	Anaheim	W 4-1	1996-97		See Home Opener	
1995-96	Oct. 10/95	NY Islanders	W 7-3	1995-96	Oct. 7/95	at Pittsburgh	L 3-8
1994-95	Jan. 25/95	Vancouver	W 6-2	1994-95	Jan. 20/95	at Los Angeles	T 3-3
1993-94	Oct. 7/93	Dallas	W 6-3	1993-94		See Home Opener	
1992-93	Oct. 6/92	Washington	L 5-6	1992-93		See Home Opener	
1991-92	Oct. 5/91	Detroit	W 8-5	1991-92	Oct. 3/91	at Montreal	L 3-4
1990-91	Oct. 10/90	Quebec	L 5-8	1990-91	Oct. 4/90	at Winnipeg	L 1-7
1989-90	Oct. 11/89	Buffalo	L 1-7	1989-90	Oct. 5/89	at Los Angeles	L 2-4
1988-89	Oct. 8/88	Chicago	W 7-4	1988-89	Oct. 6/88	at Boston	L 1-2*
1987-88	Oct. 10/87	New Jersey	W 5-2	1987-88	Oct. 8/87	at Chicago	W 7-5
1986-87	Oct. 9/86	Montreal	W 7-4	1986-85		See Home Opener	
1985-86	Oct. 12/85	Quebec	L 0-4	1985-86	Oct. 10/85	at Boston	L 1-3
1984-85	Oct. 13/84	Buffalo	W 4-3	1984-85	Oct. 11/84	at Minnesota	W 1-0
1983-84	Oct. 12/83	Buffalo	T 4-4	1983-84	Oct. 5/83	at Edmonton	L 4-5
1982-83	Oct. 9/82	New Jersey	T 5-5	1982-83	Oct. 6/82	at Chicago	T 3-3
1981-82	Oct. 10/81	Chicago	W 9-8	1981-82	Oct. 6/81	at Winnipeg	W 6-1
1980-81	Oct. 11/80	NY Rangers	L 3-8	1980-81		See Home Opener	
1979-80	Oct. 10/79	NY Rangers	L 3-6	1979-80		See Home Opener	
1978-79	Oct. 14/78	NY Islanders	W 10-7	1978-79	Oct. 11/78	at Pittsburgh	W 3-2
1977-78	Oct. 15/77	Buffalo	L 2-5	1977-78	Oct. 13/77	at Detroit	T 3-3
1976-77	Oct. 9/76	Boston	W 7-5	1976-77	Oct. 5/76	at Colorado	L 2-4
1975-76	Oct. 11/75	Chicago	W 2-1	1975-76		See Home Opener	
1974-75	Oct. 9/74	Kansas City	W 6-2	1974-75		See Home Opener	
1973-74	Oct. 10/73	Buffalo	W 7-4	1973-74		See Home Opener	
1972-73	Oct. 7/72	Chicago	L 1-3	1972-73		See Home Opener	
1971-72	Oct. 16/71	NY Rangers	L 3-5	1971-72	Oct. 8/71	at Vancouver	W 3-2
1970-71	Oct. 14/70	St. Louis	W 7-3	1970-71	Oct. 11/70	at Vancouver	L 3-5*
1969-70	Oct. 15/69	Montreal	T 2-2	1969-70	Oct. 11/69	at Detroit	L 2-3
1968-69	Oct. 16/68	Pittsburgh	T 2-2	1968-69	Oct. 13/68	at Detroit	W 2-1
1967-68	Oct. 14/67	Chicago	W 5-1	1967-68		See Home Opener	
1966-67	Oct. 22/66	NY Rangers	T 4-4	1966-67		See Home Opener	
1965-66	Oct. 23/65	Chicago	L 0-4	1965-66		See Home Opener	
1964-65	Oct. 17/64	Boston	W 7-2	1964-65	Oct. 15/64	at Detroit	W 5-3
1963-64	Oct. 12/63	Boston	W 5-1	1963-64		See Home Opener	
1962-63	Oct. 13/62	Boston	T 2-2	1962-63	Oct. 10/62	at Chicago	W 3-1
1961-62	Oct. 14/61	Boston	W 3-2	1961-62	Oct. 12/61	at Detroit	W 4-2
1960-61	Oct. 8/60	NY Rangers	L 2-5	1960-61	Oct. 6/60	at Montreal	L 0-5
1959-60	Oct. 10/59	Chicago	W 6-3	1959-60		See Home Opener	
1958-59	Oct. 18/58	Boston	W 3-2	1958-59	Oct. 11/58	at Chicago	L 1-3
1957-58	Oct. 12/57	Detroit	L 3-5	1957-58	Oct. 8/57	at Chicago	L 0-1
1956-57	Oct. 13/56	Detroit	L 1-4	1956-57	Oct. 11/56	at Boston	T 4-4
1955-56	Oct. 8/55	Detroit	W 4-2	1955-56	Oct. 6/55	at Montreal	L 0-2
1954-55	Oct. 9/54	Chicago	T 3-3	1954-55	Oct. 7/54	at Detroit	L 1-2
1953-54	Oct. 10/53	Chicago	W 6-2	1953-54		See Home Opener	
1952-53	Oct. 11/52	Chicago	L 2-6	1952-53		See Home Opener	
1951-52	Oct. 13/51	Chicago	L 1-3	1951-52		See Home Opener	
1950-51	Oct. 14/50	Chicago	L 1-2	1950-51		See Home Opener	

* Denotes afternoon game

LEAFS OPENING NIGHT HISTORY

HOME OPENERS				SEASON OPENERS			
SEASON	DATE	OPPOSITION	RESULT	SEASON	DATE	OPPOSITION	RESULT
1949-50	Oct. 15/49	Chicago	T 4-4	1949-50		See Home Opener	
1948-49	Oct. 16/48	Boston	L 1-4	1948-49		See Home Opener	
1947-48	Oct. 18/47	Detroit	T 2-2	1947-48		See Home Opener	
1946-47	Oct. 19/46	Detroit	W 6-3	1946-47	Oct. 16/46	at Detroit	T 3-3
1945-46	Oct. 27/45	Boston	T 1-1	1945-46		See Home Opener	
1944-45	Oct. 28/44	NY Rangers	W 2-1	1944-45		See Home Opener	
1943-44	Oct. 30/43	NY Rangers	W 5-2	1943-44		See Home Opener	
1942-43	Oct. 31/42	NY Rangers	W 7-2	1942-43		See Home Opener	
1941-42	Nov. 1/41	NY Rangers	L 3-4	1941-42		See Home Opener	
1940-41	Nov. 2/40	NY Rangers	L 1-4	1940-41		See Home Opener	
1939-40	Nov. 4/39	Boston	W 5-0	1939-40		See Home Opener	
1938-39	Nov. 3/38	Boston	L 2-3	1938-39		See Home Opener	
1937-38	Nov. 4/37	Detroit	T 2-2	1937-38		See Home Opener	
1936-37	Nov. 5/36	Detroit	L 1-3	1936-37		See Home Opener	
1935-36	Nov. 9/35	NY Americans	T 5-5	1935-36		See Home Opener	
1934-35	Nov. 8/34	Boston	W 5-3	1934-35		See Home Opener	
1933-34	Nov. 9/33	Boston	W 6-1	1933-34		See Home Opener	
1932-33	Nov. 10/32	Boston	T 1-1	1932-33		See Home Opener	
1931-32	Nov. 12/31	Chicago	L 1-2	1931-32		See Home Opener	
1930-31	Nov. 13/30	NY Americans	T 0-0	1930-31		See Home Opener	
1929-30	Nov. 14/29	Chicago	T 2-2	1929-30		See Home Opener	
1928-29	Nov. 15/28	Chicago	W 2-0	1928-29		See Home Opener	
1927-28	Nov. 15/27	NY Rangers	L 2-4	1927-28		See Home Opener	
1926-27	Nov. 20/26	NY Rangers	L 1-5	1926-27	Nov. 17/26 at Chicago		L 1-4
1925-26	Nov. 28/25	Boston	L 2-3	1925-26		See Home Opener	
1924-25	Dec. 3/24	Boston	W 5-3	1924-25	Nov. 29/24 at Montreal		L 1-7
1923-24	Dec. 15/23	Montreal	W 2-1	1923-24		See Home Opener	
1922-23	Dec. 16/22	Montreal	W 7-2	1922-23		See Home Opener	
1921-22	Dec. 17/21	Montreal	W 5-2	1921-22		See Home Opener	
1920-21	Dec. 25/20	Montreal	W 5-4	1920-21	Dec. 22/20 at Ottawa		L 3-6
1919-20	Dec. 27/19	Quebec	W 7-4	1919-20	Dec. 23/19 at Ottawa		L 0-3
1918-19	Dec. 23/18	Montreal	L 3-4	1918-19		See Home Opener	
1917-18	Dec. 22/17	Ottawa	W 11-4	1917-18	Dec. 19/17 at Mtl. Wanderers		L 9-10

Toronto franchise started as the Arenas (1917).
 Arenas name changed to St. Patricks (1919).
 St. Patricks name changed to Maple Leafs (1927).

Overall record in home openers: 91 GP: 42-32-15-2
 Overall record in season openers: 91 GP: 34-41-14-2



LEAFS ALL-TIME HOME & ROAD RECORDS

	HOME	ROAD		HOME	ROAD
2008/09	16-16-9	18-19-4	1962/63	* 21-8-6	14-15-6
2007/08	18-17-6	18-18-5	1961/62	25-5-5	12-17-6
2006/07	21-15-5	19-16-6	1960/61	21-6-8	* 18-13-4
2005/06	26-12-3	15-21-5	1959/60	20-9-6	15-17-3
2004/05	Did not play due to work stoppage		1958/59	17-13-5	10-19-6
2003/04	22-14-3-2	** 23-10-7-1	1957/58	12-16-7	9-22-4
2002/03	24-13-4-0	20-15-3-3	1956/57	12-16-7	9-18-8
2001/02	24-11-6-0	19-14-4-4	1955/56	19-10-6	5-23-7
2000/01	19-11-7-4	18-18-4-1	1954/55	14-10-11	10-14-11
			1953/54	22-6-7	10-18-7
1999/00	24-12-5-0	21-15-2-3	1952/53	17-12-6	10-18-7
1998/99	23-13-5	22-17-2	1951/52	17-10-8	12-15-8
1997/98	16-20-5	14-23-4	1950/51	22-8-5	19-8-8
1996/97	18-20-3	12-24-5			
1995/96	19-15-7	15-21-5	1949/50	18-9-8	13-18-4
1994/95	15-7-2	6-12-6 <i>(Shortened Season)</i>	1948/49	12-8-10	10-17-3
1993/94	23-15-4	20-14-8	1947/48	* 22-3-5	10-12-8
1992/93	25-11-6	19-18-5	1946/47	* 20-8-2	11-11-8
1991/92	21-16-3	9-27-4	1945/46	10-13-2	9-11-5
1990/91	15-21-4	8-25-7	1944/45	13-9-3	11-13-1
			1943/44	13-11-1	10-12-3
1989/90	24-14-2	14-24-2	1942/43	17-6-2	5-13-7
1988/89	15-20-5	13-26-1	1941/42	* 18-6-0	9-12-3
1987/88	14-20-6	7-29-4	1940/41	* 16-5-3	12-9-3
1986/87	22-14-4	10-28-2			
1985/86	16-21-4	9-27-4	1939/40	15-13-6	10-14-0
1984/85	10-28-2	10-24-6	1938/39	13-8-3	6-12-6
1983/84	17-16-7	9-29-2	1937/38	13-6-5	11-9-4
1982/83	20-15-5	8-25-7	1936/37	14-9-1	8-12-4
1981/82	12-20-8	8-24-8	1935/36	* 15-4-5	8-15-1
1980/81	14-21-5	14-16-10	1934/35	16-6-2	* 14-8-2
			1933/34	** 19-2-3	7-11-6
1979/80	17-19-4	18-21-1	1932/33	16-4-4	8-14-2
1978/79	20-12-8	14-21-5	1931/32	* 17-4-3	6-14-4
1977/78	21-13-6	20-16-4	1930/31	15-4-3	7-9-6
1976/77	18-13-9	15-19-6			
1975/76	23-12-5	11-19-10	1929/30	10-8-4	7-13-2
1974/75	19-12-9	12-21-7	1928/29	* 15-5-2	6-13-3
1973/74	21-11-7	14-16-9	1927/28	9-8-5	9-10-3
1972/73	20-12-7	7-29-3	1926/27	10-10-2	5-14-3
1971/72	21-11-7	12-20-7	1925/26	11-5-2	1-16-1
1970/71	24-9-6	13-24-2	1924/25	10-5-0	* 9-6-0
			1923/24	7-5-0	3-9-0
1969/70	18-13-7	11-21-6	1922/23	10-1-1	3-9-0
1968/69	20-8-10	15-18-5	1921/22	8-4-0	* 5-6-1
1967/68	24-9-4	9-22-6	1920/21	* 9-3-0	* 6-6-0
1966/67	21-8-6	11-19-5			
1965/66	* 22-9-4	12-16-7	1919/20	8-4-0	4-8-0
1964/65	17-15-3	13-11-11	1918/19	5-4-0	0-9-0
1963/64	22-7-6	11-18-6	1917/18	* 10-1-0	3-8-0

* League-Best Mark (Based on Points Percentage)

** Franchise-Best Mark (Based on Points Percentage)

1919/20 - Name changed from Arenas to St. Patrick's.

1926/27 - Name changed from St. Patrick's to Maple Leafs.

1917-1921 seasons were played in two halves with no combined standing at end.

LEAFS LEADERSHIP

COACHES	YEARS	GAMES	RECORD	POINTS	PTS %
Conn Smythe and (Alex Romeril)	1926-30	134	57W-57L-20T	134	.500%
Art Duncan*	1930-31	49	22W-16L-11T	55	.561%
Dick Irvin**	1931-40	427	216W-152L-59T	491	.576%
Hap Day	1940-50	546	259W-206L-81T	599	.549%
Joe Primeau	1950-53	210	97W-71L-42T	236	.562%
King Clancy	1953-56, 66-67, 71-72	206	80W-81L-45T	205	.498%
Howie Meeker	1956-57	70	21W-34L-15T	57	.407%
Billy Reay	1957-59	90	26W-50L-14T	66	.367%
Punch Imlach****	1959-69, 79-80	760	365W-270L-125T	855	.563%
John McLellan***	1969-73	310	126W-139L-45T	297	.479%
Red Kelly	1973-77	318	133W-123L-62T	328	.516%
Roger Neilson	1977-79	160	75W-62L-23T	173	.541%
Floyd Smith***	1979-80	68	30W-33L-5T	65	.478%
Joe Crozier	1980-81	40	13W-22L-5T	31	.388%
Mike Nykoluk	1981-84	280	89W-144L-47T	225	.402%
Dan Maloney	1984-86	160	45W-100L-15T	105	.328%
John Brophy	1986-88	193	64W-111L-18T	146	.378%
George Armstrong	1988-89	47	17W-26L-4T	38	.404%
Doug Carpenter	1989-90	91	39W-47L-5T	83	.456%
Tom Watt	1990-92	149	52W-80L-17T	121	.406%
Pat Burns	1992-96	281	133W-107L-41T	307	.546%
Nick Beverley	1996	17	9W-6L-2T	20	.588%
Mike Murphy	1996-98	164	60W-87L-17T	137	.418%
Pat Quinn	1998-2006	574	300W-196L-52T-260T	678	.591%
Paul Maurice	2006-08	164	76W-66W-22OL	174	.530%
Ron Wilson	2008-09	82	34W-35L-13OL	81	.494%

- **** King Clancy was 7-1-2 in 1966-67.
- **** Dick Duff was 0-2 and Punch Imlach was 5-5 in 1979-80.
- *** King Clancy was 9-3-3 in 1971-72.
- ** Art Duncan was 0-3-2 in 1931.
- * Conn Smythe was 1-0-1 in 1930.

GENERAL MANAGERS	YEARS	GAMES	RECORD	POINTS	PTS %
Conn Smythe	1927-57	1665	774W-617L-274T	1822	.547%
Hap Day	1955-57	140	45W-67L-28T	118	.321%
Howie Meeker**	1957	0	0W-0L-0T	0	.000%
Punch Imlach	1958-69, 1979-81	951	433W-359L-159T	1025	.539%
Jim Gregory	1969-79	788	334W-324L-130T	798	.506%
Gerry McNamara*	1981-88	535	166W-302L-67T	399	.373%
Gord Stellick	1988-89	80	28W-46L-6T	62	.388%
Floyd Smith	1989-91	160	61W-84L-15T	137	.428%
Ken Dryden	1997-98 to 1998-99	164	75W-73L-16T	166	.506%
Pat Quinn	1999-00 to 2002-03	328	169W-109L-35T-150T	388	.591%
John Ferguson	2003-04 to 2007-08	295	145-110-10-30	330	.559%
Cliff Fletcher	1991 to 1996-97, 2008	515	226W-222L-58T-90L	519	.504%
Brian Burke	2008-09	60	27W-26L-7OL	61	.508%

- ** Fired before start of season
- * 6-18-1 under the committee of: John Brophy, Dick Duff and Gord Stellick in 1987-88.

HISTORY OF THE TORONTO MAPLE LEAFS CAPTAINCY

Bert Corbeau	1927	Ted Kennedy & Jim Thomson	1956-57
Hap Day	1927-28 to 1936-37	George Armstrong	1957-58 to 1968-69
Charlie Conacher	1937-38	Dave Keon	1969-70 to 1974-75
Red Horner	1938-39 to 1939-40	Darryl Sittler	1975-76 to 1980-81
Syl Apps	1940-41 to 1942-43	Rick Vaive	1981-82 to 1985-86
Bob Davidson	1943-44 to 1944-45	Rob Ramage	1989-90 to 1990-91
Syl Apps	1945-46 to 1947-48	Wendel Clark	1991-92 to 1993-94
Ted Kennedy	1948-49 to 1954-55	Doug Gilmour	1994-95 to 1996-97
Sid Smith	1955-56	Mats Sundin	1997-98 to 2007-08

LEAFS ALL-TIME PLAYER ROSTER


NAME (SEASONS PLAYED)	POS	NO(S)	GP	G	A	PTS	PIM	
A COMB, Doug (69/70).....	C	22	2	0	1	1	0	
ADAM, Russ (82/83).....	C	16	8	1	2	3	11	
ADAMS, Keyvn (97/98 to 99/00).....	C	42	58	5	8	13	46	
ADAMS, Stewart (32/33).....	LW	9	9	0	2	2	0	
ALDCORN, Gary (56/57 to 58/59).....	LW	21, 22, 26	86	15	18	33	18	
ALEXANDER, Claire (74/75 to 76/77).....	D	20	123	10	29	39	30	
ALLISON, Jason (05/06).....	C	41	66	17	43	60	76	
ALLISON, Mike (86/87 to 87/88).....	LW	8	86	7	19	26	76	
ANDERSON, Glenn (91/92 to 93/94).....	RW	10, 9	221	63	94	157	267	
ANDERSON, John (77/78 to 84/85).....	RW	10, 28	534	189	204	393	168	
ANDREYCHUK, Dave (92/93 to 95/96).....	LW	14	223	120	99	219	194	
ANDRUSAK, Greg (99/00).....	D	25	9	0	1	1	4	
ANTROPOV, Nik (99/00 to 08/09).....	RW	80, 11, 9	509	125	166	291	477	
APPS, Syl (36/37 to 42/43;45/46 to 47/48).....	C	10, 16	423	201	231	432	56	
ARBOUR, Al (61/62 to 63/64;65/66).....	D	3, 18	66	2	7	9	74	
ARBOUR, Jack (28/29).....	F	2	10	1	0	1	10	
ARMSTRONG, George (49/50;51/52 to 70/71).....	RW	10, 15, 20	1187	296	417	713	721	
ARMSTRONG, Murray (37/38 to 38/39).....	C	17	12	0	1	1	0	
ARMSTRONG, Norm (62/63).....	D	18	7	1	1	2	2	
ARMSTRONG, Tim (88/89).....	C	8	11	1	0	1	6	
ARUNDEL, John (49/50).....	D	25	3	0	0	0	9	
ASHBY, Don (75/76 to 78/79).....	C	8, 9, 20	141	26	40	66	34	
AUBIN, Normand (81/82 to 82/83).....	C	24, 35	69	18	13	31	30	
AUGUSTA, Patrik (93/94).....	RW	24	2	0	0	0	0	
B ACKOR, Peter (44/45).....	D	14	36	4	5	9	6	
BAILEY, Bob (53/54 to 55/56).....	RW	17,18,20	21,23	86	6	9	15	128
BAILEY, Irvine (Ace) (26/27 to 33/34).....	LW	6, 12, 8	313	111	82	193	472	
BAILEY, Reid (82/83).....	D	4, 33	1	0	0	0	2	
BAKER, Jamie (96/97 to 97/98).....	C	16	71	8	13	21	38	
BALDWIN, Doug (45/46).....	D	19	15	0	1	1	6	
BALFOUR, Earl (51/52;53/54;55/56; 57/58).....	LW	16, 22, 23, 24, 25	80	14	6	20	48	
BARBE, Andre (50/51).....	RW	14	1	0	0	0	2	
BARILKO, Bill (46/47 to 50/51).....	D	5, 19, 21	252	26	36	62	456	
BATHGATE, Andy (63/64 to 64/65).....	RW	9	70	19	44	63	42	
BATTAGLIA, Bates (06/07 to 07/08).....	LW	33	95	12	19	31	52	
BAUMGARTNER, Ken (91/92 to 95/96).....	LW/D	8, 22	200	7	7	14	520	
BAUN, Bob (56/57 to 66/67; 70/71 to 72/73).....	D	21, 26	739	29	140	169	1155	
BELAK, Wade (01/02 to 07/08).....	D/RW	3, 2	318	7	17	24	763	



Kevyn Adams



Claire Alexander




Doug Baldwin




Ken Baumgartner

LEAFS ALL-TIME PLAYER ROSTER


NAME (SEASONS PLAYED)	POS	NO(S)	GP	G	A	PTS	PIM
BELANGER, Alain (77/78)	RW	18	9	0	1	1	6
BELANGER, Ken (94/95)	LW	43	3	0	0	0	9
BELL, Brendan (05/06 to 06/07)	D	36	1	0	0	0	0
BELL, Mark (07/08)	LW	9	35	4	6	10	60
BELLEFEUILLE, Peter (26/27)	RW	10	13	0	0	0	12
BENNING, Jim (81/82 to 86/87)	D	3, 15	364	37	136	173	289
BENTLEY, Max (47/48 to 52/53)	C	7	354	122	134	256	136
BERARD, Bryan (98/99 to 99/00)	D	34	102	8	41	49	64
BEREHOWSKY, Drake (90/91 to 94/95; 03/04)	D	29, 24, 55	133	7	28	35	181
BEREZIN, Sergei (96/97 to 00/01)	LW	94	357	126	94	220	34
BERG, Aki (00/01 to 05/06)	D	8	325	10	32	42	172
BERG, Bill (92/93 to 95/96)	LW	10	196	21	21	42	206
BERUBE, Craig (91/92)	LW	16	40	5	7	12	109
BIALOWAS, Frank (93/94)	LW	36	3	0	0	0	12
BIONDA, Jack (55/56)	D	22	13	0	1	1	18
BLAIR, Andy (28/29 to 35/36)	C	5, 11, 12	358	74	83	157	290
BLAIR, Charles (48/49)	RW	14, 22	1	0	0	0	0
BLAIR, George (Dusty) (50/51)	C	14	2	0	0	0	0
BLAISDELL, Mike (87/88 to 88/89)	RW	22	27	4	2	6	6
BLAKE, Jason (07/08 to present)	LW	55	160	40	75	115	68
BLAKE, Mickey (35/36)	D	3, 20	8	0	0	0	2
BODNAR, Gus (43/44 to 46/47)	C	8, 21	187	48	105	153	60
BOESCH, Garth (46/47 to 49/50)	D	5, 18	197	9	28	37	205
BOHONOS, Lonny (97/98 to 99/00)	C	16	13	6	3	9	8
BOIMISTRUCK, Fred (81/82 to 82/83)	D	11	83	4	14	18	45
BOISVERT, Serge (82/83)	RW	12	17	0	2	2	4
BOIVIN, Leo (51/52 to 54/55)	D	16, 18, 19, 21	137	3	20	23	186
BOLL, Frank (Buzz) (33/34 to 38/39)	LW	8, 17	213	61	39	100	69
BOLTON, Hugh (49/50 to 56/57)	D	4, 19, 20, 23	235	10	51	61	221
BOOTHMAN, George (42/43 to 43/44)	RW	14, 16	58	17	19	36	18
BORSCHESKY, Nikolai (92/93 to 94/95)	RW	16	142	48	65	113	38
BOSCHMAN, Laurie (79/80 to 81/82)	C	12	187	39	70	109	406
BOUDREAU, Bruce (76/77 to 82/83)	C	12, 19, 35, 11, 17, 28	134	27	42	69	44
BOURGAULT, Leo (26/27)	D	8, 16	22	0	0	0	44
BOUETTE, Pat (75/76 to 79/80)	RW	15	349	59	82	141	520
BOYCE, Darryl (07/08)	C	50	1	0	0	0	0
BOYER, Wally (65/66)	C	15, 18	46	4	17	21	23
BRADLEY, Brian (90/91 to 91/92)	C	44	85	10	32	42	68
BRENNEMAN, John (66/67)	LW	24	41	6	4	10	4
BREWER, Carl (57/58 to 64/65; 79/80)	D	2, 18, 28, 25	473	19	136	155	917
BRINDLEY, Doug (70/71)	C	17	3	0	0	0	0
BRITZ, Greg (83/84 to 84/85)	RW	16, 32	7	0	0	0	4
BROSSART, Willy (73/74 to 74/75)	D	25	21	0	1	1	22
BROTEN, Aaron (90/91)	LW	21	27	6	4	10	32
BROWN, Arnie (61/62; 63/64)	D	16, 22	6	0	0	0	6
BROWN, Jeff (97/98)	D	33	19	1	8	9	10




Alain Belanger



Drake Berehowsky



Lonny Bohonos



Arnie Brown

LEAFS ALL-TIME PLAYER ROSTER


NAME (SEASONS PLAYED)	POS	NO(S)	GP	G	A	PTS	PIM
BRUBAKER, Jeff (84/85 to 85/86)	LW	23	89	8	4	12	276
BRYDGE, Bill (26/27)	D	3	41	6	3	9	76
BRYDSON, Gord (29/30)	F	14	8	2	0	2	8
BUCHANAN, Al (48/49 to 49/50)	LW	24, 25	4	0	1	1	2
BULLARD, Mike (91/92)	C/LW	22	65	14	14	28	42
BUREGA, Bill (55/56)	D	20	4	0	1	1	4
BURROWS, Dave (78/79 to 80/81)	D	26	151	5	27	32	72
BUTCHER, Garth (94/95)	D	2	45	1	7	8	59
BUTLER, Jerry (77/78 to 79/80)	RW	17	204	24	22	46	130
BYERS, Mike (67/68 to 68/69)	RW	24	15	2	2	4	2
C AFFERY, Jack (54/55)	C	25	3	0	0	0	0
CAHAN, Larry (54/55 to 55/56)	D	20	79	0	8	8	110
CAPUANO, Jack (89/90)	D	26	1	0	0	0	0
CARLETON, Wayne (65/66 to 69/70)	LW	12, 25	91	10	16	26	60
CARLYLE, Randy (76/77 to 77/78)	D	23, 28	94	2	16	18	82
CARR, Red (43/44)	LW	14	5	0	1	1	4
CARR, Lorne (41/42 to 45/46)	RW	9	236	105	121	226	37
CARRIERE, Larry (79/80)	D	3	2	0	1	1	0
CARSON, William (26/27 to 28/29)	F	5, 15	96	43	18	61	122
CERESINO, Ray (48/49)	F	16	12	1	1	2	2
CHAMBERLAIN, Murph (37/38 to 39/40)	C/LW	8, 14	131	19	45	64	146
CHAMPAGNE, Andre (62/63)	LW	18	2	0	0	0	0
CHASE, Kelly (96/97 to 97/98)	RW	39	2	0	0	0	27
CHISHOLM, Lex (39/40 to 40/41)	C	9, 22	54	10	8	18	19
CHURCH, Jack (38/39 to 41/42)	D	16, 19, 20	72	1	11	12	114
CIMETTA, Rob (90/91 to 91/92)	LW	34, 14	49	6	7	13	33
CLANCY, King (30/31 to 36/37)	D	7, 5	286	52	78	130	383
CLANCY, Terry (68/69 to 69/70; 72/73)	RW	7, 21	86	6	6	12	37
CLARK, Wendel (85/86 to 93/94)	LW	17	608	260	181	441	1535
95/96 to 97/98; 99/00)	LW	17	111	12	21	33	57
COLAIACOVO, Carlo (02/03 to 08/09)	D	8, 45	133	25	27	52	80
CONACHER, Brian (61/62; 65/66 to 67/68)	LW	17, 18, 22	133	25	27	52	80
CONACHER, Charlie (29/30 to 37/38)	RW	9, 6	326	200	124	324	411
CONACHER, Pete (57/58)	LW	16	5	0	1	1	5
CONVERY, Brandon (95/96 to 96/97)	C	12	50	7	10	17	24
COOPER, David (96/97 to 97/98; 00/01)	D	42, 33	30	3	7	10	24
COPP, Robert (42/43; 50/51)	D	2, 14	40	3	9	12	26
CORBEAU, Bert (26/27)	D	2	41	1	2	3	88
CORRIGAN, Charlie (37/38)	RW	19	3	0	0	0	0
CORSON, Shayne (00/01 to 02/03)	LW	27	197	27	47	74	358
COSTELLO, Les (48/49)	LW	15, 22	15	2	3	5	11
COSTELLO, Rich (83/84; 85/86)	C	8, 16	12	2	2	4	2
COTÉ, Sylvain (97/98 to 99/00)	D	3	94	8	31	39	34
COTTON, Harold (28/29 to 34/35)	LW	8, 11, 14	285	68	88	156	252
COURTNALL, Russ (83/84 to 88/89)	C	9, 16, 26	309	90	128	218	243
COX, Dan (26/27 to 29/30)	LW	6, 7	116	22	19	41	63



Dave Burrows



Jerry Butler



Brian Conacher




Rich Costello

LEAFS ALL-TIME PLAYER ROSTER

NAME (SEASONS PLAYED)	POS	NO(S)	GP	G	A	PTS	PIM
CRAIG, Mike (94/95 to 96/97)	RW	9	172	20	30	50	116
CRAIGHEAD, John (96/97)	RW	44	5	0	0	0	10
CREIGHTON, Dave (54/55;58/59 to 59/60)	C	11, 22, 23	62	6	15	21	16
CROSS, Cory (99/00 to 01/02)	D	4	162	10	25	35	168
CROZIER, Joe (59/60)	D	23	5	0	3	3	2
CULLEN, Barry (55/56 to 58/59)	RW	19	164	28	43	71	88
CULLEN, Brian (54/55 to 58/59)	C	14, 16, 18, 22, 27	220	37	60	97	80
CULLEN, John (92/93 to 93/94)	C	19	100	26	45	71	120
CURRAN, Brian (87/88 to 90/91)	D	28	130	3	14	17	512
CZERKAWSKI, Mariusz (05/06)	R	21	19	4	1	5	6
D AHL, Kevin (98/99)	D	4	3	0	0	0	2
DALLMAN, Marty (87/88)	C	35, 15	6	0	1	1	0
DAMPHOUSSE, Vincent (86/87 to 90/91)	LW	10	394	118	211	329	262
DAOUST, Dan (82/83 to 89/90)	C	24	518	87	166	253	540
DARRAGH, Harold (31/32 to 32/33)	F	16	67	6	12	18	6
DAVIDSON, Bob (34/35 to 45/46)	L/RW	4, 5, 17, 18	491	94	160	254	398
DAVIS, Kim (80/81)	C	18	2	0	0	0	4
DAWES, Bob (46/47;48/49 to 49/50)	D	21, 23, 25	17	2	2	4	2
DAY, Hap (26/27 to 36/37)	D	4, 3	476	62	99	161	528
DeBLOIS, Lucien (90/91 to 91/92)	RW	27	92	18	23	41	69
DeGRAY, Dale (87/88)	D	3	56	6	18	24	63
DeMARCO, Ab (42/43)	C	17	4	0	1	1	0
DEMPSEY, Nathan (96/97 to 01/02)	D	43	48	2	12	14	8
DENNENY, Corbett (26/27)	LW	5	29	7	1	8	24
DERLAGO, Bill (79/80 to 85/86)	C	19	378	158	176	334	179
DEVEAUX, Andre (08/09 to present)	RW	56	21	0	1	1	75
DEVEREAUX, Boyd (06/07 to 08/09)	C	22	118	21	27	48	38
DICKENS, Ernie (41/42;45/46)	D	16,23	25	3	5	8	12
DIDUCK, Gerald (95/00)	D	2	26	0	3	3	33
DIPIETRO, Paul (94/95 to 95/96)	C	25	32	5	5	10	10
DOMI, Tie (89/90; 94/95 to 05/06)	R	40, 8, 28	777	84	112	196	2265
DORATY, Ken (32/33 to 34/35)	F	15	83	15	25	40	22
DOREY, Jim (68/69 to 71/72)	D	8	231	25	74	99	553
DOUGLAS, Kent (62/63 to 66/67)	D	19	283	20	65	85	408
DOWNIE, David (32/33)	C	11, 17	11	0	1	1	2
DRAPER, Bruce (62/63)	F	17	1	0	0	0	0
DRILLON, Gord (36/37 to 41/42)	LW	12, 21	262	127	117	244	42
DRUKEN, Harold (02/03 to 03/04)	C	23, 18	14	0	6	6	4
DUFF, Dick (54/55 to 63/64)	LW	9, 17	582	174	165	339	535
DUNCAN, Art (27/28 to 30/31)	D	4, 11	122	15	14	29	199
DUNDAS, Rocky (89/90)	RW	34	5	0	0	0	14
DUNLAP, Frank (43/44)	F	20	15	0	1	1	2
DUNN, Dave (74/75 to 75/76)	D	4	115	3	19	22	226
DUPERE, Denis (70/71 to 73/74)	LW	15, 17	192	29	44	73	26
DUPONT, Jerome (86/87)	D	2	13	0	0	0	23
DURIS, Vitezslav (80/81;82/83)	D	23, 24	89	3	20	23	62
DYE, Babe (30/31)	RW	6	6	0	0	0	0



Ken Doraty



Dave Dunn



Vitezslav Duris



Babe Dye

LEAFS ALL-TIME PLAYER ROSTER

NAME (SEASONS PLAYED)	POS	NO(S)	GP	G	A	PTS	PIM
E AKINS, Dallas (98/99).....	D	2	18	0	2	2	24
EARL, Robbie (07/08).....	LW	52	9	0	1	1	0
EASTWOOD, Mike (91/92 to 94/95).....	C	21, 32	111	14	23	37	85
ECCLESTONE, Tim (73/74 to 74/75).....	LW	16	51	10	15	25	32
EDMUNDSON, Garry (Duke) (59/60 to 60/61).....	LW	25	42	4	6	10	47
EHMAN, Gerry (58/59 to 60/61; 63/64).....	RW	8, 17	123	26	31	57	40
ELLETT, Dave (90/91 to 96/97).....	D	4	446	51	172	223	371
ELLIS, Ron (63/64 to 74/75; 77/78 to 80/81).....	RW	6, 8, 11	1034	332	308	640	207
ERIKSSON, Anders (01/02 to 02/03).....	D	44	38	0	2	2	12
ESAU, Leonard (91/92).....	D	36	2	0	0	0	0
EVANS, Chris (69/70).....	D	26	2	0	0	0	0
EVANS, Daryl (86/87).....	LW	3	2	1	0	1	0
EVANS, Paul (76/77 to 77/78).....	C	17, 28, 29	11	1	1	2	21
EZINICKI, Bill (44/45 to 49/50).....	RW	12, 16, 17	271	56	79	135	525
F AIRCHILD, Kelly (95/96 to 96/97).....	C	40, 7	23	0	3	3	4
FARKAS, Jeff (00/01 to 01/02).....	RW	19, 20	8	0	2	2	6
FARRISH, Dave (79/80 to 80/81; 82/83 to 83/84).....	D	23, 28	209	11	69	80	215
FAULKNER, Alex (61/62).....	C	8	1	0	0	0	0
FAUSS, Ted (86/87 to 87/88).....	D	2, 34	28	0	2	2	15
FENTON, Paul (90/91).....	LW	16	30	5	10	15	0
FERGUS, Tom (85/86 to 91/92).....	C	19	357	118	179	297	324
FERGUSON, George (72/73 to 77/78).....	C	10	359	57	110	167	236
FINGER, Jeff (08/09 to present).....	D	4	66	6	17	23	43
FINNIGAN, Frank (31/32; 34/35 to 36/37).....	RW	12, 20	154	14	26	40	61
FITZGERALD, Tom (02/03 to 03/04).....	RW	12	135	11	23	34	109
FLAMAN, Fernie (50/51 to 53/54).....	D	3, 12	228	4	27	31	368
FLETT, Bill (74/75).....	RW	19	77	15	25	40	38
FOLEY, Gerry (54/55).....	RW	11	4	0	0	0	8
FOLIGNO, Mike (90/91 to 93/94).....	RW	15, 71	129	27	20	47	203
FORSEY, Jack (42/43).....	F	17	19	7	9	16	10
FORTIER, Dave (72/73).....	D	22	23	1	4	5	63
FOSTER, Alex (07/08).....	C	32	3	0	0	0	0
FOWLER, Jim (36/37 to 38/39).....	D	3	135	18	29	47	39
FRANCESCHETTI, Lou (89/90 to 90/91).....	RW	15	96	22	16	38	157
FRANCIS, Ron (03/04).....	C	10	12	3	7	10	0
FROGREN, Jonas (08/09 to present).....	D	24	41	1	6	7	28
FRYCER, Miroslav (81/82 to 87/88).....	RW	14	329	115	153	268	374
G AGNE, Paul (88/89).....	LW	18, 41	16	3	2	5	6
GAGNER, Dave (95/96).....	C	15	28	7	15	22	59
GAMACHE, Simon (07/08).....	LW	39	11	2	2	4	6
GAMBLE, Dick (65/66 to 66/67).....	LW	9	3	1	0	1	0
GARDNER, Cal (48/49 to 51/52).....	C	17	219	58	95	153	129
GARDNER, Paul (78/79 to 79/80).....	C	18	56	18	15	33	10
GARIEPY, Ray (55/56).....	D	2	1	0	0	0	4



Dave Ellett



Bill Ezinicki



Fernie Flaman



Dick Gamble


LEAFS ALL-TIME PLAYER ROSTER

NAME (SEASONS PLAYED)	POS	NO(S)	GP	G	A	PTS	PIM
GARLAND, Scott (75/76 to 76/77)	C	25	85	13	23	36	91
GARTNER, Mike (93/94 to 95/96)	RW	11	130	53	33	86	62
GAVEY, Aaron (02/03 to 03/04)	C	10	5	0	1	1	0
GAVIN, Stewart (80/81 to 84/85)	LW	9, 17	268	34	48	82	214
GIBSON, John (81/82)	D	23	27	0	2	2	67
GILL, Hal (06/07 to 07/08)	D	25	145	8	32	40	143
GILL, Todd (84/85 to 95/96)	D	3, 11, 23, 29	639	59	210	269	922
GILMOUR, Doug (91/92 to 96/97; 02/03)	C	93	393	131	321	452	386
GINGRAS, Gaston (82/83 to 84/85)	D	11	109	17	40	57	26
GIRARD, Ken (56/57 to 57/58;59/60)	RW	27	7	0	1	1	2
GLENNIE, Brian (69/70 to 77/78)	D	24	554	12	98	110	599
GODDEN, Ernie (81/82)	C	18	5	1	1	2	6
GODYNYUK, Alexander (90/91 to 91/92)	D	93	49	3	9	12	75
GOLDHAM, Bob (41/42;45/46 to 46/47)	D	2, 14, 17	79	12	22	34	79
GOLDUP, Hank (39/40 to 42/43)	LW	20, 23	99	29	34	63	28
GORMAN, Ed (27/28)	D	3	19	0	1	1	30
GOVEDARIS, Chris (93/94)	LW	8	12	2	2	4	14
GRABOVSKI, Mikhail (08/09 to present)	C	84	78	20	28	48	92
GRACIE, Bob (30/31 to 32/33)	LW	14	104	26	23	49	60
GRAHAM, Pat (83/84)	LW	23	41	4	4	8	65
GRAY, Alex (28/29)	RW	9	7	0	0	0	2
GREIG, Mark (93/94)	RW	11	13	2	2	4	10
GREEN, Travis (01/02 to 02/03; 06/07)	C	39	181	23	35	58	149
GRISDALE, John (72/73;74/75)	D	3	51	1	7	8	80
GROSS, Lloyd (26/27)	LW	11	16	1	1	2	0
GUSTAFSSON, Per (97/98)	D	24	22	1	4	5	10


HAGGERTY, Sean (95/96)	LW	52	1	0	0	0	0
HAGMAN, Niklas (08/09 to present)	RW	9	65	22	20	42	4
HALDERSON, Harold (26/27)	D	14	26	1	2	3	36
HALKIDIS, Bob (91/92)	D	33	46	3	3	6	145
HAMEL, Hap (30/31)	F	14	2	0	0	0	4
HAMILTON, Jack (42/43 to 43/44; 45/46)	C	15, 17, 19, 22	138	31	48	79	76
HAMILTON, Jeff (08/09)	RW	51	15	3	3	6	4
HAMILTON, Reg (35/36 to 44/45)	D	3, 5, 20, 22	366	20	77	97	379
HAMMARSTROM, Inge (73/74 to 77/78)	LW	11	292	85	82	167	80
HAMMOND, Ken (88/89)	D	29	14	0	2	2	12
HAMPSON, Ted (59/60)	C	14	41	2	8	10	17
HANNAN, Dave (89/90 to 91/92)	C	9	148	19	34	53	153
HANNIGAN, Gord (52/53 to 55/56)	C	17, 22, 23	161	29	31	60	117
HANNIGAN, Pat (59/60)	RW	23	1	0	0	0	0
HANNIGAN, Ray (48/49)	F	16	3	0	0	0	2
HANSON, Christian (08/09 to present)	C	20	5	1	1	2	2
HARLOCK, David (93/94 to 95/96)	D	28, 38	8	0	0	0	0
HARRIS, Bill (55/56 to 64/65)	C	15	610	106	181	287	187
HARRIS, Bill (81/82 to 83/84)	RW	16	146	20	29	49	44
HARRIS, Duke (67/68)	RW	17	4	0	0	0	0
HARRISON, Jay (05/06 to 06/07; 08/09)	D	43	20	0	2	2	18



Ernie Godden



Bob Goldham




Per Gustafsson




Bob Halkidis

LEAFS ALL-TIME PLAYER ROSTER

NAME (SEASONS PLAYED)	POS	NO(S)	GP	G	A	PTS	PIM
HARRISON, Jim (69/70 to 71/72)	C	7, 12	175	39	47	86	248
HASSARD, Bob (49/50 to 50/51; 52/53 to 53/54)	C	17, 20, 25	109	9	28	37	18
HAWKINS, Todd (91/92)	RW	8	2	0	0	0	0
HEALEY, Paul (01/02 to 02/03)	RW	26	65	6	14	20	14
HEDIN, Pierre (03/04)	D	3	3	0	1	1	0
HENDERSON, Paul (67/68 to 73/74)	LW	19	408	162	156	318	166
HENDRICKSON, Darby (94/95 to 95/96; 96/97 to 98/99)	C/LW	37, 16, 14	233	27	20	47	195
HERBERTS, Jim (27/28)	F	7	43	15	4	19	64
HERON, Bob (Red) (38/39 to 40/41)	C	16, 17, 18	83	20	17	37	24
HEWARD, Jamie (95/96 to 96/97)	D	36, 26	25	1	4	5	6
HICKEY, Pat (79/80 to 81/82)	LW	15, 16	118	38	49	87	65
HIGGINS, Paul (81/82 to 82/83)	RW	17, 29	215	0	0	0	152
HILL, Mel (42/43 to 45/46)	RW	8	146	49	61	110	77
HILLMAN, Larry (60/61 to 67/68)	D	2, 16, 22	265	13	75	88	185
HINSE, Andre (67/68)	LW	23	4	0	0	0	0
HODGSON, Dan (85/86)	C	16	40	13	12	25	12
HOGLUND, Jonas (99/00 to 02/03)	LW	14	325	78	106	184	62
HOGUE, Benoit (94/95 to 95/96)	C/RW	28, 32, 33	56	15	28	43	68
HOLDEN, Josh (02/03 to 03/04)	C	9	6	1	0	1	2
HOLLETT, Flash (33/34 to 35/36)	D	3, 15	63	11	20	31	50
HOLLWEG, Ryan (08/09)	LW	44	25	0	2	2	38
HOPKINS, Larry (77/78)	LW	12	2	0	0	0	0
HORNE, George (28/29)	F	8	39	9	3	12	32
HORNER, Red (28/29 to 39/40)	D	2, 11, 15	490	42	110	152	1264
HORTON, Tim (49/50; 51/52 to 69/70)	D	7, 16, 20	1185	109	349	458	1389
HORVATH, Bronco (62/63)	C	17	9	0	4	4	12
HOTHAM, Greg (79/80 to 81/82)	D	2, 4, 8	60	4	11	15	21
HOUSLEY, Phil (02/03)	D	96	1	0	0	0	2
HOWARD, Jack (36/37)	D	21	2	0	0	0	0
HOWE, Syd (31/32)	C	3, 15	3	0	0	0	00
HUARD, Roland (30/31)	F	9	1	1	0	1	0
HUBICK, Greg (75/76)	D	19	72	6	8	14	10
HUDSON, Mike (95/96)	C	15	27	2	0	2	29
HURST, Ron (55/56 to 56/57)	RW	21, 22	64	9	7	16	70
HUTCHISON, Dave (78/79 to 79/80; 83/84)	D	23, 33	157	5	24	29	400
IARFRATE, Al (84/85 to 90/91)	D	33	472	81	169	250	546
IHNACAK, Miroslav (85/86 to 86/87)	LW	27	55	8	9	17	39
IHNACAK, Peter (82/83 to 89/90)	C	18, 15	417	102	165	267	175
IMLACH, Brent (65/66 to 66/67)	F	9, 24	3	0	0	0	0
INGOLDSBY, Jack (42/43 to 43/44)	RW	11, 20	29	5	1	6	15
INTRANUOVO, Ralph (96/97)	C	20	3	0	1	1	0
JACKMAN, Ric (02/03 to 03/04)	D	55	71	2	6	8	54
JACKSON, Art (34/35 to 36/37; 44/45)	C	15, 16, 17, 18, 20	113	17	31	48	26



Darby Hendrickson



Larry Hillman



Red Horner



Brent Imlach

LEAFS ALL-TIME PLAYER ROSTER

NAME (SEASONS PLAYED)	POS	NO(S)	GP	G	A	PTS	PIM
JACKSON, Harvey (Busher) (29/30 to 38/39)	LW	9, 11, 17	434	186	165	351	342
JACKSON, Jeff (84/85 to 86/87)	LW	12, 25	77	9	10	19	90
JAMES, Gerry (54/55 to 57/58;59/60)	RW	11, 16, 19	149	14	26	40	257
JAMES, Val (86/87)	LW	28	4	0	0	0	14
JARRETT, Gary (60/61)	LW	24	1	0	0	0	0
JARRY, Pierre (71/72 to 73/74)	LW	8	103	24	30	54	65
JARVIS, James (Bud) (36/37)	LW	17	24	1	0	1	0
JARVIS, Wes (84/85 to 87/88)	C	11, 12, 32	29	1	1	2	4
JEFFREY, Larry (65/66 to 66/67)	LW	15, 22	76	12	18	30	49
JENKINS, Roger (30/31)	D	12	21	0	0	0	12
JENNINGS, Grant (94/95)	D	3	10	0	2	2	7
JOHANSEN, Bill (49/50)	C	21	1	0	0	0	0
JOHANSEN, Trevor (77/78 to 78/79;81/82)	D	2, 4	132	4	21	25	134
JOHANSSON, Calle (03/04)	D	9	8	0	6	6	0
JOHNSON, Craig (03/04)	LW	33	10	1	1	2	6
JOHNSON, Danny (69/70)	C	22	1	0	0	0	0
JOHNSON, Mike (96/97 to 99/00)	RW	20	226	48	72	120	86
JOHNSON, Terry (86/87)	D	20	48	0	1	1	104
JOHNSTON, Greg (90/91 to 91/92)	RW	16	4	0	1	1	5
JOHNSTONE, Ross (43/44 to 44/45)	D	12	42	5	4	9	14
JONES, Buck (42/43)	D	14	16	0	0	0	22
JONES, Jim (77/78 to 79/80)	C	16	148	13	18	31	68
JONSSON, Kenny (94/95 to 95/96)	D	19	89	6	29	35	38
JOYAL, Ed (65/66)	C	24	14	0	2	2	2
JUZDA, Bill (48/49 to 51/52)	D	18	211	3	29	32	220
K ABERLE, Tomas (98/99 to present)	D	15	738	73	360	433	206
KAMPMAN, Bingo (37/38 to 41/42)	D	7, 17, 20	189	14	30	44	287
KARPOVTSEV, Alexander (98/99 to 99/00)	D	52	125	5	39	44	106
KASZYCKI, Mike (79/80 to 80/81; 82/83)	C	14, 16, 20	53	5	19	24	22
KEELING, Butch (26/27 to 27/28)	LW	8, 10	73	21	8	29	81
KEENAN, Larry (61/62)	LW	8	2	0	0	0	0
KEHOE, Rick (71/72 to 73/74)	RW	16, 17	184	59	72	131	32
KELLY, Red (59/60 to 66/67)	C	4	470	119	232	351	74
KELLY, Pep (34/35 to 39/40)	F	5, 9, 15, 16	230	55	46	101	98
KEMP, Stanley (48/49)	D	16	1	0	0	0	2
KENDALL, William (36/37)	F	24	15	2	4	6	4
KENNEDY, Forbes (68/69)	C	22	13	0	3	3	24
KENNEDY, Mike (97/98)	C	39	13	0	1	1	14
KENNEDY, Ted (42/43 to 54/55;56/57)	C	9, 10, 12, 20	696	231	329	560	432
KEON, Dave (60/61 to 74/75)	C	14	1062	365	493	858	75
KHÁVANOVA, Alexander (05/06)	D	25	64	6	6	12	60
KHRISTICH, Dmitri (99/00 to 00/01)	RW	19, 8	80	15	24	39	32
KILGER, Chad (03/04 to 07/08)	LW	18	219	42	33	75	141
KILREA, Hec (33/34 to 34/35)	LW	12	89	21	26	47	31
KING, Derek (97/98 to 99/00)	LW	7	161	45	53	98	65
KING, Kris (97/98 to 99/00)	LW	12	188	7	9	16	359
KIRTON, Mark (79/80 to 80/81)	C	20	13	1	0	1	2




Jim Jones



Bill Judza



Derek King



Mark Kirton

LEAFS ALL-TIME PLAYER ROSTER

NAME (SEASONS PLAYED)	POS	NO(S)	GP	G	A	PTS	PIM
KITCHEN, Bill (84/85)	D	26	29	1	4	5	27
KLEE, Ken (03/04 to 05/06)	D	22	122	7	37	44	102
KLUKAY, Joe (46/47 to 51/52;54/55 to 55/56)	LW	8, 17, 19	416	76	94	170	138
KNOX, Paul (54/55)	RW	11	1	0	0	0	0
KOHN, Ladislav (98/99)	RW	39	16	1	3	4	4
KOLESAR, Mark (95/96 to 96/97)	RW	37	28	2	2	4	4
KONDRATIEV, Maxim (03/04)	D	34	7	0	0	0	12
KORDIC, John (88/89 to 90/91)	RW	27	104	10	6	16	446
KORN, Jim (81/82 to 84/85)	LW/D	20	197	26	43	69	708
KOROLEV, Igor (97/98 to 00/01)	C/LW	22	297	60	101	161	118
KOTSOPOULOS, Chris (85/86 to 88/89)	D	26	182	11	37	48	22
KOZAK, Les (61/62)	F	8	12	1	0	1	2
KRAFTCHECK, Steve (58/59)	D	4	8	1	0	1	0
KRONWALL, Staffan (05/06, 07/08)	D	44	52	0	1	1	21
KRUSHELNYSKI, Mike (90/91 to 93/94)	C	26	269	50	63	113	210
KUBINA, PAVEL (06/07 to 08/09)	D	31, 73, 77	215	32	69	101	258
KUDASHOV, Alexei (93/94)	C	20	25	1	0	1	4
KULEMIN, Nikolai (08/09 to present)	LW	41	73	15	16	31	18
KURTENBACH, Orland (65/66)	C	25	70	9	6	15	54
KURVERS, Tom (89/90 to 90/91)	D	25	89	15	40	55	37
KYPREOS, Nick (95/96 to 97/98)	LW	32	54	4	3	7	92
L ACROIX, Eric (93/94)	LW	37, 41	3	0	0	0	2
LANDON, Larry (84/85)	RW	11	7	0	0	0	2
LANGELLE, Peter (38/39 to 41/42)	C	8, 21	137	22	51	73	11
LANZ, Rick (86/87 to 88/89)	D	4	151	9	50	59	115
LAROSE, Guy (91/92 to 93/94)	RW	11	53	10	7	17	45
LAUGHLIN, Craig (88/89)	RW	14, 18	66	10	13	23	41
LAWLESS, Paul (88/89 to 89/90)	LW	20	13	0	1	1	0
LAXDAL, Derek (84/85 to 88/89)	RW	15, 28, 35	51	9	6	15	84
LEEB, Brad (03/04)	RW	38	1	0	0	0	0
LEEMAN, Gary (83/84 to 91/92)	RW	4, 11, 16	545	176	231	407	463
LEETCH, Brian (03/04)	D	2	15	2	13	15	10
LEFEBVRE, Sylvain (92/93 to 93/94)	D	2	165	4	21	25	169
LEVINSKY, Alex (30/31 to 33/34)	D	3, 16	150	11	21	32	130
LEWICKI, Danny (50/51 to 53/54)	LW	21, 23	123	21	31	52	66
LEY, Rick (68/69 to 71/72)	D	2, 26	229	8	54	62	416
LIDDINGTON, Bob (70/71)	LW	26	11	0	1	1	2
LINDROS, Eric (05/06)	C	88	33	11	11	22	43
LINSEMAN, Ken (91/92)	C	13	2	0	0	0	2
LITZENBERGER, Ed (61/62 to 63/64)	RW	25	114	17	23	40	24
LOISELLE, Claude (90/91 to 91/92)	C	15	71	7	10	17	104
LOWREY, Gerald (27/28 to 28/29)	LW	9, 14	53	9	14	23	53
LUCE, Don (81/82)	C	20	39	4	4	8	32
LUMME, Jyrki (01/02 to 02/03)	D	25	124	10	19	29	64
LUNDRIGAN, Joe (72/73)	D	2	49	2	8	10	20
LYNN, Vic (46/47 to 49/50)	D/LW	14	213	32	58	90	172



Bill Kitchen



Alex Levinsky



Bob Liddington



Eric Lindros

LEAFS ALL-TIME PLAYER ROSTER

NAME (SEASONS PLAYED)	POS	NO(S)	GP	G	A	PTS	PIM
M acDONALD, Parker (52/53; 54/55).....	LW	21	63	8	3	11	36
MacKASEY, Blair (76/77).....	D	16	1	0	0	0	2
MacKELL, Fleming (47/48 to 51/52).....	C	16, 22	152	22	35	57	58
MacLEAN, Don (00/01 to 01/02).....	C	37	3	0	1	1	2
MacMILLAN, Bill (70/71 to 71/72).....	RW	12, 23	137	32	26	58	81
MacMILLAN, John (60/61 to 63/64).....	RW	8, 24, 25	81	5	6	11	32
MacNEIL, Al (55/56 to 57/58; 59/60).....	D	11, 22, 24	71	4	8	12	97
MACOUN, Jamie (91/92 to 97/98).....	D	34	466	13	88	101	506
MAGGS, Darryl (79/80).....	D	24	5	0	0	0	0
MAGNAN, Marc (82/83).....	LW	35	4	0	1	1	5
MAGUIRE, Kevin (86/87; 90/91 to 91/92).....	RW	28, 18	88	10	5	15	258
MAHOVLICH, Frank (56/57 to 67/68).....	LW	26, 27	720	296	301	597	782
MAIR, Adam (99/00 to 00/01).....	C	21	24	1	2	3	20
MALONEY, Dan (77/78 to 81/82).....	LW	9	270	65	84	149	538
MALONEY, Phil (50/51; 52/53).....	C	23, 25	30	3	6	9	2
MANDERVILLE, Kent (91/92 to 94/95).....	LW	18	136	8	15	23	102
MANN, Norm (38/39; 40/41).....	RW	8, 19, 21	31	0	3	3	4
MANNO, Bob (81/82).....	D	3, 18	72	9	41	50	67
MANSON, Dave (00/01 to 01/02).....	D	3	87	4	8	12	103
MARCHINKO, Brian (70/71 to 71/72).....	C	22	5	0	0	0	0
MARCHMENT, Bryan (03/04).....	D	27	75	1	3	4	106
MARKER, Gus (38/39 to 40/41).....	RW	14, 18	112	23	20	43	36
MARKLE, Jack (35/36).....	F	21	8	0	1	1	0
MARKOV, Danny (97/98 to 00/01).....	D	55	200	9	36	45	137
MARÓIS, Daniel (88/89 to 91/92).....	RW	32	285	106	80	186	346
MARSH, Brad (88/89 to 90/91).....	D	3	179	2	28	30	189
MARSH, Gary (68/69).....	LW	18	1	0	0	0	0
MARSHALL, Don (71/72).....	LW	22	50	2	14	16	0
MARSHALL, Paul (80/81 to 81/82).....	LW	15, 28	23	2	4	6	4
MARSHALL, Willie (52/53; 54/55 to 55/56; 58/59).....	C	8, 21, 24	31	1	5	6	2
MARTIN, Jack (60/61).....	F	24	1	0	0	0	0
MARTIN, Matt (93/94 to 97/98).....	D	33, 3	76	0	5	5	71
MARTIN, Terry (79/80 to 83/84).....	LW	25	317	83	76	159	152
MARTIN, Tom (67/68).....	RW	17	3	1	0	1	0
MASNICK, Paul (57/58).....	C	8	41	2	9	11	14
MATHERS, Frank (48/49 to 49/50; 51/52).....	D	20	23	1	3	4	4
MAXWELL, Brad (85/86).....	D	4	52	8	18	26	108
MAXWELL, Wally (52/53).....	F	26	2	0	0	0	0
MAY, Brad (08/09).....	LW	10	38	1	1	2	61
MAYER, Shep (42/43).....	F	18, 22	12	1	2	3	4
MAYERS, Jamal (08/09 to present).....	RW	21	71	7	9	16	82
McADAM, Gary (85/86).....	LW	12	15	1	6	7	0
McALLISTER, Chris (98/99 to 99/00).....	D	33	56	0	5	5	107
McBRIDE, Cliff (29/30).....	D	12	1	0	0	0	0
McCABE, Bryan (00/01 to 07/08).....	D	24	523	83	214	297	785
McCAFFREY, Bert (26/27 to 27/28).....	D	7	51	6	6	12	52
McCAULEY, Alyn (97/98 to 02/03).....	C	18	304	33	49	82	52




Dan Maloney



Phil Maloney




Brian Marchinko




Gary Marsh

LEAFS ALL-TIME PLAYER ROSTER


NAME (SEASONS PLAYED)	POS	NO(S)	GP	G	A	PTS	PIM
McCLELLAND, Kevin (91/92)	RW	20	18	0	1	1	33
McCORMACK, John (47/48 to 50/51)	C	20	84	12	13	25	2
McCOURT, Dale (83/84)	C	12	72	19	24	43	10
McCREARY, Bill (80/81)	RW	28	12	1	0	1	4
McCREEDEY, John (41/42;44/45)	RW	14, 20	64	17	12	29	25
McCUTCHEON, Darwin (81/82)	D	2	1	0	0	0	2
McDONALD, Bucko (38/39 to 43/44)	D	3, 19	195	17	53	70	116
McDONALD, Lanny (73/74 to 79/80)	RW	7	477	219	240	459	372
McGILL, Bob (81/82 to 87/88; 92/93)	D	4, 8, 15, 26	317	4	25	29	988
McINTYRE, John (89/90 to 90/91)	C	44	72	5	15	20	142
McINTYRE, Larry (69/70;72/73)	D	25	41	0	3	3	26
McKECHNIE, Walt (78/79 to 79/80)	C	11	133	32	72	104	22
McKENNA, Sean (87/88 to 89/90)	RW	8, 21	48	5	6	11	32
McKENNEY, Don (63/64 to 64/65)	C	17	67	15	30	45	8
McKENNY, Jim (65/66 to 77/78)	D	18, 25	594	81	246	327	292
McLEAN, Jack (42/43 to 44/45)	C	7, 18	67	14	24	38	76
McLELLAN, John (51/52)	C	14	2	0	0	0	0
McLLWAIN, Dave (91/92 to 92/93)	C	7	77	15	6	21	34
McRAE, Basil (83/84 to 84/85)	LW	26	4	0	0	0	19
McRAE, Chris (87/88 to 88/89)	LW	27, 29, 32	14	0	0	0	77
McRAE, Ken (92/93 to 93/94)	C	36, 40	11	1	1	2	38
MEEHAN, Gerry (68/69)	C	26, 27	25	0	2	2	2
MEEKER, Howie (46/47 to 53/54)	RW	11, 15	346	83	102	185	329
MELROSE, Barry (80/81 to 82/83)	D	26	173	5	15	20	420
METZ, Don (39/40 to 41/42;45/46 to 48/49)	RW	8, 10, 11, 15, 18, 19	172	20	35	55	42
METZ, Nick (34/35 to 41/42;44/45 to 47/48)	LW	5, 15, 16, 17, 19	518	131	119	250	149
MICKEY, Larry (68/69)	RW	12	55	8	19	27	43
MIGAY, Rudy (49/50;51/52 to 59/60)	C	11, 14, 21, 22	418	59	92	151	293
MIKOL, Jim (62/63)	D	16	4	0	1	1	2
MILLAR, Mike (90/91)	RW	36	7	2	2	4	2
MILLER, Earl (31/32)	F	15	15	3	3	6	10
MIRONOV, Dmitri (92/93 to 94/95)	D	15	175	22	63	85	146
MITCHELL, John (08/09 to present)	C	39	76	12	17	29	33
MODIN, Fredrik (96/97 to 98/99)	RW	19	217	38	38	76	91
MOFFAT, Lyle (72/73;74/75)	LW	26	23	2	7	9	13
MOGILNY, Alexander (01/02 to 03/04)	RW	89	176	65	101	166	32
MOMESSO, Sergio (95/96)	LW	7	54	7	8	15	112
MONAHAN, Garry (70/71 to 74/75;78/79)	LW	14, 20	375	55	80	135	274
MOORE, Dick (64/65)	RW	16	38	2	4	6	68
MOORE, Dominic (07/08 to 08/09)	C	19	101	16	39	55	83
MORO, Marc (01/02)	D	33	2	0	0	0	2
MORRIS, Moe (43/44 to 45/46)	D	5	117	13	28	41	50
MORRISON, Jim (51/52 to 57/58)	D	3, 14, 21, 22, 24	399	23	87	110	358
MORTSON, Gus (46/47 to 51/52)	D	3, 19	371	21	71	92	709
MULHERN, Richard (79/80)	D	8	26	0	10	10	11



Bill McCreary



John McIntyre




Gerry Meehan



Dmitri Mironov

LEAFS ALL-TIME PLAYER ROSTER

NAME (SEASONS PLAYED)	POS	NO(S)	GP	G	A	PTS	PIM
MULLER, Kirk (95/96 to 96/97)	C/LW	21	102	29	33	62	127
MUNI, Craig (81/82 to 82/83; 84/85 to 85/86)	D	26, 32, 33, 34	19	0	2	2	6
MURPHY, Larry (95/96 to 96/97)	D	55	151	19	81	100	54
MURRAY, Ken (69/70 to 70/71)	D	3, 7	5	0	1	1	2
MURRAY, Randy (69/70)	D	3	3	0	0	0	2
N ATTRESS, Ric (91/92)	D	2	36	2	14	16	32
NEDVED, Zdenek (94/95 to 96/97)	RW	45, 20, 10	31	4	6	10	14
NEELY, Bob (73/74 to 77/78)	LW	3	261	36	53	89	264
NELSON, Gord (69/70)	D	27	3	0	0	0	11
NESTERENKO, Eric (51/52 to 55/56)	RW	16, 19, 25	206	43	36	79	261
NEVIN, Bob (57/58 to 58/59; 60/61 to 63/64)	RW	11	250	55	100	155	55
NEWBURY, Kris (06/07 to 08/09)	C	54	44	3	3	6	60
NIEUWENDYK, Joe (03/04)	C	25	64	22	28	50	26
NIGHBOUR, Frank (29/30)	C	7	22	2	0	2	2
NIGRO, Frank (82/83 to 83/84)	C	16, 32	68	8	18	26	39
NOLAN, Owen (02/03 to 03/04)	RW	11	79	26	34	60	126
NYKOLUK, Mike (56/57)	RW	24, 27	32	3	1	4	20
NYLUND, Gary (82/83 to 85/86)	D	2, 8	218	7	50	57	398
O' FLAHERTY, Gerry (71/72)	LW	16	2	0	0	0	0
OLCZYK, Ed (87/88 to 90/91)	C	16	257	116	151	267	221
OLIVER, Murray (67/68 to 69/70)	C	11	226	44	90	134	50
OLMSTEAD, Burt (58/59 to 61/62)	LW	16	246	56	109	165	231
ONDRUS, Ben (05/06 to present)	RW	25, 26, 46	52	0	2	2	77
O'NEILL, Jeff (05/06 to 06/07)	R	92	148	39	41	80	118
O'NEILL, Windy (Tom) (43/44 to 44/45)	RW	18	66	10	12	22	53
ORESKOVIC, Phil (08/09 to present)	D	40	10	1	1	2	21
OSBORNE, Mark (86/87 to 90/91; 91/92 to 93/94)	LW	12, 21	426	94	160	254	563
OSBURN, Randy (72/73)	LW	16	26	0	2	2	0
P AIEMENT, Wilf (79/80 to 81/82)	RW	99	187	78	125	203	420
PAPPIN, Jim (63/64 to 67/68)	RW	17, 18	223	54	46	100	200
PARISE, Jean Paul (67/68)	LW	17	1	0	1	1	0
PARSONS, George (36/37 to 38/39)	LW	16, 18, 25	64	12	13	25	17
PATTERSON, George (26/27 to 27/28)	RW	6	29	5	2	7	34
PEARSON, Rob (91/92 to 93/94)	RW	12	192	49	42	91	458
PEARSON, Scott (88/89 to 90/91; 96/97)	LW	18, 22	63	5	11	16	114
PECA, Michael (06/07)	C	27	35	4	11	15	60
PEDERSON, Tom (96/97)	D	24	15	1	2	3	9
PELYK, Mike (67/68 to 73/74; 76/77 to 77/78)	D	4, 20, 21, 28	441	26	88	114	566
PERLINI, Fred (81/82; 83/84)	C	8, 28, 29, 32, 34	8	2	3	5	0
PERREAULT, Yanic (93/94; 98/99 to 00/01; 06/07)	C	44, 94	176	54	69	123	90
PERROTT, Nathan (03/04 to 05/06)	R	26	43	1	2	3	118
PETIT, Michel (90/91 to 91/92)	D	22, 24	88	10	32	42	217
PETTINGER, Eric (28/29 to 29/30)	LW	10	68	7	12	19	64



Kirk Muller



Craig Muni



Bob Nevin



Wilf Paiement

LEAFS ALL-TIME PLAYER ROSTER


NAME (SEASONS PLAYED)	POS	NO(S)	GP	G	A	PTS	PIM
PICARD, Robert (80/81)	D	4	59	6	19	25	68
PILAR, Karel (01/02 to 03/04)	D	29	90	6	24	30	42
PILOTE, Pierre (68/69)	D	2	69	3	18	21	46
PLANTE, Cam (84/85)	D	11	2	0	0	0	0
PODDUBNY, Walt (81/82 to 85/86)	LW	8, 12	186	59	86	145	178
PODOLLAN, Jason (96/97 to 98/99)	LW	7	14	0	3	3	6
POHL, John (05/06 to 07/08)	C	21, 53	114	17	21	38	24
POILE, Norman (Bud) (42/43 to 43/44; 45/46 to 47/48)	C	7, 11, 16, 25	131	44	52	96	52
PONIKAROVSKY, Alexei (00/01 to present)	LW	23, 39, 22	416	95	121	216	274
PRATT, Tracy (76/77)	D	4	11	0	1	1	8
PRATT, Walter (Babe) (42/43 to 45/46)	D	2, 12	181	52	108	160	149
PRENTICE, Eric (43/44)	D	17	5	0	0	0	4
PRESLEY, Wayne (95/96)	RW	18	19	2	2	4	14
PRICE, Noel (57/58 to 58/59)	D	23	29	0	0	0	9
PRIMEAU, Joe (27/28 to 35/36)	C	7, 10, 15	310	66	177	243	105
PROCHAZKA, Martin (97/98)	LW	21	29	2	4	6	8
PRONOVOST, Marcel (65/66 to 69/70)	D	3	223	8	40	48	134
PUDAS, Albert (26/27)	LW	14	4	0	0	0	0
PULFORD, Bob (56/57 to 69/70)	C	20	947	251	312	563	691
Q UENNEVILLE, Joel (78/79 to 79/80)	D	3	93	3	13	16	84
QUINN, Pat (68/69 to 69/70)	D	23	99	2	12	14	183
R AMAGE, Rob (89/90 to 90/91)	D	8	160	18	66	84	375
RAMSEY, Beattie (27/28)	D	2	43	0	2	2	10
REAUME, Marc (54/55 to 59/60)	D	2, 25	267	8	39	47	257
REGAN, Larry (58/59 to 60/61)	RW	8	116	11	42	53	10
REICHEL, Robert (01/02 to 03/04)	C	21	228	43	80	123	82
REID, David (52/53; 54/55 to 55/56)	F	18, 25	7	0	0	0	0
REID, Dave (88/89 to 90/91)	LW	34, 14	216	33	53	86	49
RENBERG, Mikael (01/02 to 03/04)	RW	19	197	40	72	112	122
REYNOLDS, Bobby (89/90 to 90/91)	LW	20	7	1	1	2	0
RIBBLE, Pat (79/80)	D	3	13	0	2	2	2
RICHARDSON, Luke (87/88 to 90/91; 05/06)	D	2, 22	299	11	39	50	597
RIDLEY, Mike (94/95)	C	7	48	10	27	37	14
ROBERT, Rene (70/71; 80/81 to 81/82)	RW	14	74	19	31	50	45
ROBERTS, Gary (00/01 to 03/04)	LW	7	237	83	74	157	266
ROBERTSON, Fred (31/32; 33/34)	D	17	10	0	0	0	23
RODDEN, Edmund (27/28)	F	12	25	3	6	9	36
ROMNES, Doc (38/39)	F	7	36	7	16	23	0
ROOT, Bill (84/85 to 86/87)	D	25, 28	96	4	5	9	89
ROUSE, Bob (90/91 to 93/94)	D	28, 3	237	13	45	58	338
RUPP, Duane (64/65 to 67/68)	D	3, 4, 17	78	1	9	10	42
RYCHEL, Warren (94/95)	LW	21	26	1	6	7	101
S ABOURIN, Bob (51/52)	RW	16	1	0	0	0	2
SABOURIN, Gary (74/75)	RW	15	55	5	18	23	26




Cam Plante



John Pohl



Eric Prentice



Joel Quenneville

LEAFS ALL-TIME PLAYER ROSTER

NAME (SEASONS PLAYED)	POS	NO(S)	GP	G	A	PTS	PIM
SACCO, David (93/94)	C	7	4	1	1	2	4
SACCO, Joe (90/91 to 92/93)	LW	20, 24	60	11	13	24	16
SAGANIUK, Rocky (78/79 to 82/83)	RW	7, 8	230	56	62	118	164
SALMING, Borje (73/74 to 88/89)	D	21	1099	148	620	768	1292
SAMIS, Phil (49/50)	D	23	2	0	0	0	0
SANDS, Charlie (32/33 to 33/34)	C	3, 16, 17	48	8	11	19	2
SCHENN, Luke (08/09 to present)	D	2	70	2	12	14	71
SCHNEIDER, Mathieu (95/96 to 97/98)	D	72	115	18	38	56	74
SCHRINER, Dave (Sweeney)							
(39/40 to 42/43; 44/45 to 45/46)	LW	11	244	109	83	192	75
SCHUTT, Rod (85/86)	LW	25	6	0	0	0	0
SCOTT, Ganton (26/27)	RW	7	1	0	0	0	0
SECORD, Al (87/88 to 88/89)	LW	20	114	20	37	57	292
SEDLBAUER, Ron (80/81)	LW	18	21	10	4	14	14
SEILING, Rod (62/63; 74/75 to 75/76)	D	16, 17	138	8	29	37	86
SELBY, Brit (64/65 to 66/67; 68/69 to 70/71)	LW	8, 11, 15	169	29	30	59	93
SELWOOD, Brad (70/71 to 71/72)	D	3	100	6	27	33	71
SEMENKO, Dave (87/88)	F	27	70	2	3	5	107
SEROWIK, Jeff (90/91)	D	34	1	0	0	0	0
SHACK, Eddie (60/61 to 66/67; 73/74 to 74/75)	RW	23	504	99	96	195	676
SHAND, Dave (80/81; 82/83)	D	3, 4	48	0	5	5	62
SHANNON, Darryl (88/89 to 92/93)	D	4, 14, 24, 28, 29, 34	98	3	13	16	52
SHEDDEN, Doug (88/89 to 90/91)	RW	37, 12	24	8	10	18	12
SHILL, Jack (33/34; 35/36 to 36/37)	LW	7, 19, 20, 18	42	4	6	10	26
SIFERS, Jaime (08/09)	D	59	23	0	2	2	18
SITTLER, Darryl (70/71 to 81/82)	C	27	844	389	527	916	763
SLOAN, Tod (47/48 to 48/49; 50/51 to 57/58)	C	11, 15, 20, 22	549	162	184	346	650
SLY, Darryl (65/66; 67/68)	D	21	19	0	0	0	4
SMEDSMO, Dale (72/73)	LW	23	4	0	0	0	0
SMITH, Art (27/28 to 29/30)	D	2, 3, 12	101	13	6	19	188
SMITH, Brad (85/86 to 86/87)	RW	29	89	10	24	34	256
SMITH, D.J. (96/97 to 01/02)	D	4, 24	11	0	1	1	12
SMITH, Floyd (67/68 to 69/70)	RW	17	131	25	34	59	35
SMITH, Jason (96/97 to 98/99)	D	25	162	5	29	34	156
SMITH, Sid (46/47 to 57/58)	LW	8, 16, 22, 24	601	186	183	369	94
SMYTH, Greg (93/94; 96/97)	D	28	13	0	1	1	38
SNELL, Chris (93/94)	D	38	2	0	0	0	2
SOLINGER, Bob (51/52 to 54/55)	LW	11, 21, 23, 25	98	10	11	21	19
SPENCER, Brian (69/70 to 71/72)	LW	15, 22	95	10	20	30	192
SPRING, Jesse (26/27)	D	14	2	0	0	0	0
STAJAN, Matt (02/03 to present)	C	14, 41	390	71	111	182	217
STAMLER, Lorne (78/79)	LW	12	45	4	3	7	2
STANLEY, Allan (58/59 to 67/68)	D	26	633	47	186	233	318
STANOWSKI, Wally (39/40 to 41/42; 44/45 to 47/48)	D	2, 3, 16, 20	282	20	74	94	106
STAPLETON, Tim (08/09)	C	42	4	1	0	1	0




Joe Sacco



Rod Seiling



Brad Selwood




Dale Smedsmo

LEAFS ALL-TIME PLAYER ROSTER

NAME (SEASONS PLAYED)	POS	NO(S)	GP	G	A	PTS	PIM
STASTNY, Marian (85/86)	RW	10	70	23	30	53	21
STEEN, Alex (05/06 to 08/09)	LW	10	253	50	76	126	106
STEMKOWSKI, Pete (63/64 to 67/68)	C	12, 25	221	29	64	93	247
STEMPNIAK, Lee (08/09 to present)	RW	12	61	11	20	31	31
STEPHENSON, Bob (79/80)	RW	15	14	2	2	4	4
STEVENS, Mike (89/90)	LW	26	1	0	0	0	0
STEWART, Bill (83/84 to 84/85)	D	17	83	2	19	21	148
STEWART, Gaye (42/43; 45/46 to 47/48)	LW	15, 16, 21	165	81	52	133	52
STEWART, Ron (52/53 to 64/65)	RW	12, 19, 24	838	186	182	368	413
STOTHERS, Mike (87/88)	D	25	18	0	1	1	42
STOUGHTON, Blaine (74/75 to 75/76)	LW	17	121	29	25	54	32
STRALMAN, Anton (07/08 to 08/09)	D	36	88	4	18	22	38
STRONG, Ken (82/83 to 84/85)	LW	23, 32	15	2	2	4	6
SUGLOBOV, Alexander (05/06 to 06/07)	R	19, 9	16	0	0	0	4
SULLIVAN, Frank (49/50; 52/53)	D	25	6	0	0	0	2
SULLIVAN, Steve (96/97 to 99/00)	C	11	154	35	50	85	95
SUNDIN, Mats (94/95 to 07/08)	C	13	981	420	567	987	758
SUTHERLAND, Bill (68/69)	C	15	44	7	5	12	14
SUTTER, Rich (94/95)	RW	20	18	0	3	3	10
SVEHLA, Robert (02/03)	D	67	82	7	38	45	46
SVOBODA, Petr (00/01)	D	23	18	1	2	3	10
SYKES, Bob (74/75)	LW	25	2	0	0	0	0
T AYLOR, Billy (39/40 to 42/43; 45/46)	C	7, 19, 21	222	66	118	184	60
TAYLOR, Harry (46/47; 48/49)	C	17, 21	51	4	9	13	30
TERRION, Greg (82/83 to 87/88)	C	7	427	66	103	169	217
THIBAudeau, Gilles (89/90 to 90/91)	C	7	41	9	18	27	17
THOMAS, Cy (47/48)	F	22	8	1	2	3	4
THOMAS, Steve (84/85 to 86/87; 98/99 to 00/01)	RW	12, 25, 32	377	118	173	291	299
THOMPSON, Errol (70/71; 72/73 to 77/78)	LW	12, 22	365	126	119	245	70
THOMS, Bill (32/33 to 38/39)	C	7, 14, 16, 29	279	68	92	160	115
THOMSON, Jim (45/46 to 56/57)	D	2, 20	717	15	208	223	845
THOMSON, Rhys (42/43)	D	17	18	0	2	2	22
THORNTON, Scott (90/91)	C	24	33	1	3	4	30
TIMGREN, Ray (48/49 to 52/53; 54/55)	LW	22, 23	237	13	43	56	68
TLUSTY, Jiri (07/08 to present)	C	11, 41	72	10	10	20	14
TOMLINSON, Dave (91/92 to 92/93)	C	14, 37	6	0	0	0	4
TOPOROWSKI, Shayne (96/97)	RW	41	3	0	0	0	7
TREMBLAY, Yannick (96/97 to 98/99)	D	38	78	4	11	15	22
TROTTIER, Guy (70/71 to 71/72)	RW	11	113	28	17	45	37
TUCKER, Darcy (99/00 to 07/08)	RW	16	531	148	171	319	756
TURNBULL, Ian (73/74 to 81/82)	D	2	580	112	302	414	651
U LLMAN, Norm (67/68 to 74/75)	C	9	535	166	305	471	160
UNGER, Garry (67/68)	C	15	15	1	1	2	4
V AIVE, Rick (79/80 to 86/87)	RW	22, 20	534	299	238	537	940
VALIQUETTE, Jack (74/75 to 77/78)	C	8	172	33	66	99	52
VALK, Garry (98/99 to 01/02)	RW	10	287	31	63	94	171
VAN RYN, Mike (08/09 to present)	D	26	27	3	8	11	14
VEITCH, Darren (88/89; 90/91)	D	25, 26	39	3	8	11	16
VERSTRAETE, Leigh (82/83 to 84/85; 87/88)	RW	25, 34, 28	8	0	1	1	14
VOSS, Carl (26/27; 28/29)	C	6	14	0	0	0	0




Marian Stastny



Bill Stewart



Blaine Stoughton




Harry Taylor

LEAFS ALL-TIME PLAYER ROSTER


NAME (SEASONS PLAYED)	POS	NO(S)	GP	G	A	PTS	PIM
W ALKER, Kurt (75/76 to 77/78).....	LW	26	71	4	5	9	152
WALTON, Mike (65/66 to 70/71).....	C	15, 16	257	84	107	191	184
WARD, Dixon (94/95).....	RW	12	22	0	3	3	31
WARD, Ron (69/70).....	C	25	18	0	1	1	2
WARE, Jeff (96/97 to 97/98).....	D	23	15	0	0	0	6
WARNER, Bob (76/77).....	D	16	10	1	1	2	4
WARRINER, Todd (94/95 to 99/00).....	LW	8	253	36	48	84	117
WATSON, Harry (46/47 to 54/55).....	LW	4	500	163	122	285	111
WEBSTER, Don (43/44).....	LW	19	27	7	6	13	28
WEIR, Stan (75/76 to 77/78).....	C	14	159	42	56	98	40
WELLWOOD, Kyle (03/04 to 07/08).....	C	42	189	31	77	108	14
WESLEY, Blake (85/86).....	D	28	27	0	1	1	21
WESLEY, Glen (02/03).....	D	22	7	0	3	3	4
WESTRUM, Erik (06/07).....	C	39	2	0	0	0	0
WHITE, Ian (05/06 to present).....	D	7, 37	240	19	60	79	151
WHITE, Peter (95/96).....	C	18	1	0	0	0	0
WILLARD, Rod (82/83).....	LW	28	1	0	0	0	0
WILLIAMS, Dave (74/75 to 79/80).....	LW	22	407	109	132	241	1670
WILLIAMS, Jeremy (05/06 to 08/09).....	RW	48	31	9	2	11	6
WILM, Clarke (03/04 to 05/06).....	C	39	70	1	7	8	50
WILSON, John (59/60 to 60/61).....	LW	19	73	15	17	32	8
WILSON, Ron (77/78 to 79/80).....	RW	11, 14	64	7	15	22	6
WISEMAN, Brian (96/97).....	C	15	3	0	0	0	0
WOLANIN, Craig (96/97 to 97/98).....	D	26	33	0	4	4	19
WOOD, Randy (94/95 to 95/96).....	LW	24	94	20	20	40	70
WOZNIEWSKI, Andy (05/06 to 07/08).....	D	56	76	2	10	12	81
WREN, Bob (01/02).....	C	33	1	0	0	0	0
Y AKE, Terry (94/95).....	RW	25	19	3	2	5	2
YAKUSHIN, Dmitri (99/00).....	D	49	2	0	0	0	2
YAREMCHUK, Gary (81/82 to 84/85).....	C	8, 25, 28, 32	34	1	4	5	28
YAREMCHUK, Ken (86/87 to 88/89).....	C	15, 16, 13, 34	47	6	13	19	28
YUSHKEVICH, Dmitri (95/96 to 01/02).....	D	26, 36	506	25	110	135	409
Z ANUSSI, Ron (80/81 to 81/82).....	RW	32, 39	55	3	8	11	20
ZETTLER, Rob (95/96 to 97/98).....	D	2	136	2	20	22	207
ZEZEL, Peter (90/91 to 93/94).....	C	25	207	50	78	128	73



Kurt Walker



Dixon Ward



Dave Williams



Ken Yaremchuk

LEAFS ALL-TIME GOALTENDER ROSTER

GOALIES


(SEASONS PLAYED)	NO(S)	W	L	T	GPI	MIN	GA	GAA	SO
A UBIN, Jean-Sebastien (05/06 to 06/07)	30	12	5	4	31	1481	71	2.83	1
B ARRASSO, Tom (01/02)	30	2	2	0	4	219	10	2.74	0
BASTIEN, Baz (45/46)	1	0	4	1	5	300	20	4.00	0
BEAUPRE, Don (95/96 to 96/97)	31, 33	0	8	0	11	446	36	4.84	0
BELFOUR, Ed (02/03 to 05/06)	20	93	61	15	170	10,078	422	2.51	0
BELL, Gord (45/46)	1, 24	3	5	0	8	480	31	3.88	0
BERNHARDT, Tim (84/85 to 86/87)	1	17	31	7	61	3,468	246	4.26	0
BESTER, Allan (83/84 to 90/91)	31, 30	69	91	16	205	10,963	741	4.06	7
BIBEAULT, Paul (43/44)	1	13	14	2	29	1,740	87	3.00	5
BOWER, Johnny (58/59 to 69/70)	1	220	161	79	472	27,396	1,145	2.51	33
BRODA, Walter (Turk) (36/37 to 42/43; 45/46 to 51/52)	1, 19, 23	302	224	101	629	38,168	1,609	2.53	62
C ENTOMO, Sebastien (01/02)	30	0	0	0	1	40	3	4.50	0
CHABOT, Lorne (28/29 to 32/33)	1	103	80	31	214	13,024	477	2.20	33
CHADWICK, Ed (55/56 to 59/60)	1, 20	57	89	34	180	10,740	529	2.96	14
CHEEVERS, Gerry (61/62)	1	1	1	0	2	120	7	3.50	0
CLEMMENSEN, Scott (07/08)	30	1	1	0	3	154	10	3.90	0
COUSINEAU, Marcel (96/97 to 97/98)	31	3	5	1	15	583	31	3.19	1
CRHA, Jiri (79/80 to 80/81)	31	28	27	11	69	3,942	261	3.97	0
D OWIE, Bruce (83/84)	1	0	1	0	2	72	4	3.33	0
E DWARDS, Don (85/86)	30	12	23	0	38	2,009	160	4.78	0
EDWARDS, Marv (69/70)	31	10	9	4	25	1,420	77	3.25	1
F AVELL, Doug (73/74 to 75/76)	33	26	26	16	74	4,061	239	3.53	1
FUHR, Grant (91/92 to 92/93)	31	38	42	9	95	5,439	317	3.50	3
G AMBLE, Bruce (65/66 to 70/71)	1, 30	82	83	31	210	11,676	573	2.94	19
GERBER, Martin (08/09)	29	6	5	0	12	706	38	3.23	0
GRANT, Ben (28/29 to 31/32; 43/44)	1, 15, 16, 17	13	17	4	36	2,190	135	3.70	3




Jean-Sebastien Aubin



Ed Belfour



Grant Fuhr



Ben Grant

LEAFS ALL-TIME GOALTENDER ROSTER


GOALIES

(SEASONS PLAYED)

	NO(S)	W	L	T	GPI	MIN	GA	GAA	SO
H AINSWORTH, George (33/34 to 36/37)	1	79	48	20	147	9,157	345	2.26	19
HAMEL, Pierre (74/75; 78/79)	31, 32	1	2	0	5	196	18	5.51	0
HARRISON, Paul (78/79 to 79/80)	30	17	29	5	55	2,895	192	3.98	1
HEALY, Glenn (97/98 to 00/01)	30	23	30	5	65	3,649	177	2.91	2
I NG, Peter (89/90 to 90/91)	31, 1	16	31	9	59	3,308	218	3.95	1
IRONSTONE, Joe (27/28)	1	1	0	0	1	70	0	0.00	1
J OHNSTON, Ed (73/74)	1	12	9	4	26	1,516	78	3.09	1
JOSEPH, Curtis (98/99 to 01/02; 08/09)	31	138	97	28	270	15,808	656	2.49	17
K IDD, Trevor (02/03 to 03/04)	37	12	15	4	34	2,026	107	3.17	1
L aFOREST, Mark (89/90)	1	9	14	0	27	1,343	87	3.89	0
LAROCQUE, Michel (80/81 to 82/83)	1	16	35	13	74	3,942	315	4.80	0
LOW, Ron (72/73)	30	12	24	4	42	2,343	152	3.89	1
LUMLEY, Harry (52/53 to 55/56)	1	104	106	58	267	16,000	588	2.21	34
M ANIAGO, Cesare (60/61)	1	4	2	1	7	420	18	2.57	0
MAROIS, Jean (43/44)	1	1	0	0	1	60	4	4.00	0
MAYER, Gil (49/50; 53/54 to 1, 20, 55/56)	21, 22, 25	1	7	1	9	540	25	2.78	0
McCOOL, Frank (44/45 to 45/46)	1	34	31	7	72	4,320	242	3.36	4
McLACHLAN, Murray (70/71)	31	0	1	0	2	25	4	9.60	0
McNAMARA, Gerry (60/61; 69/70)	1	2	2	1	7	323	15	2.79	0
McRAE, Gord (72/73; 74/75 to 77/78)	1, 31	30	22	10	71	3,799	221	3.49	1




George Hainsworth



Pierre Hamel



Don Simmons



Ken Wregget

LEAFS ALL-TIME GOALTENDER ROSTER

GOALIES

(SEASONS PLAYED)

	NO(S)	W	L	T	GPI	MIN	GA	GAA	SO
P ALMATEER, Mike (76/77 to 79/80; 82/83 to 83/84).....	29	129	112	41	296	16,868	964	3.43	15
PARENT, Bernie (70/71 to 71/72).....	30	24	25	12	65	3,755	162	2.59	3
PARENT, Bob (81/82 to 82/83).....	31	0	2	0	3	160	15	5.63	0
PLANTE, Jacques (70/71 to 72/73).....	1	48	38	15	106	6,011	246	2.46	7
POGGE, Justin (08/09).....	29, 1	1	4	1	7	372	27	4.35	0
POTVIN, Felix (91/92 to 98/99).....	29	160	149	49	369	21,461	1026	2.87	12
PUPPA, Daren (92/93).....	1	6	2	0	8	479	18	2.25	2
R AYCROFT, ANDREW (06/07 to 07/08).....	1	39	34	14	91	5,072	268	3.17	3
REESE, Jeff (87/88 to 91/92; 98/99).....	1, 35	20	33	9	76	3,785	258	4.09	1
RHODES, Damian (90/91 to 95/96).....	31, 1	20	18	5	47	2,657	117	2.64	0
RIDLEY, Curt (79/80 to 80/81).....	1, 33, 35	1	2	0	6	234	20	5.13	0
ROACH, John Ross (26/27 to 27/28).....	1	33	42	12	87	5,454	182	2.00	8
ROLLINS, Al (49/50 to 51/52).....	23	57	30	24	112	6,643	228	2.06	11
RUTHERFORD, Jim (80/81).....	1	4	10	2	18	961	82	5.12	0
S T. CROIX, Rick (82/83 to 84/85).....	1, 30	11	28	2	47	2,467	191	4.65	0
SAWCHUK, Terry (64/65 to 66/67).....	30, 24	42	29	14	91	5,090	238	2.81	4
SCHWAB, Corey (01/02).....	35	12	10	5	30	1,646	75	2.73	1
SIMMONS, Don (61/62 to 63/64).....	1, 24	28	21	7	58	3,411	154	2.71	5
SMITH, Al (65/66 to 66/67; 68/69).....	1, 30, 31	4	3	1	10	457	23	3.02	0
SMITH, Gary (65/66 to 66/67).....	1	0	4	0	5	223	14	3.61	0
STEIN, Phil (39/40).....	1	0	0	1	1	70	2	1.71	0
T ELLQVIST, Mikael (02/03 to 06/07).....	32	16	16	4	40	2,191	110	3.01	2
THOMAS, Wayne (75/76 to 76/77).....	30, 33	38	37	18	97	5,487	312	3.41	3
TOSKALA, Vesa (07/08 to present).....	35	55	42	17	119	6893	341	2.97	4
TREMBLAY, Vincent (79/80 to 82/83).....	1, 29, 30	12	22	8	54	2,545	199	4.69	1
W AMSLEY, Rick (91/92 to 92/93).....	30	4	6	0	11	588	42	4.29	0
WILSON, Dunc (73/74 to 74/75).....	1, 30	17	22	7	49	2,805	154	3.29	1
WILSON, Ross (Lefty)(55/56).....	1	0	0	0	1	13	0	0.00	0
WREGGET, Ken (83/84 to 88/89).....	30, 31	55	112	17	200	10,923	791	4.34	2

LEAFS GOALTENDING RECORDS

Includes statistics of the Arenas (1917-19) and St. Patricks (1919-27)

Year	Goaltender	Record	GAA	Shutouts
1917-18	Holmes, Harry	10-6-0	4.73	0
	Brooks, Arthur	2-1-0	7.50	0
	Hebert, Sammy	1-1-0	5.75	0
1918-19	Lindsay, Bert	5-11-0	5.09	0
	Holmes, Harry	0-2-0	4.50	0
1919-20	Mitchell, Ivan	6-7-0	4.34	0
	Lockhart, Howie	4-2-0	4.84	0
	Forbes, Vernon	2-3-0	4.20	0
1920-21	Forbes, Vernon	13-7-0	3.83	0
1921-22	Roach, John	11-10-1	4.14	0
1922-23	Roach, John	13-10-1	3.59	1
1923-24	Roach, John	10-13-0	3.48	1
1924-25	Roach, John	19-11-0	2.80	1
1925-26	Roach, John	12-21-3	3.07	2
1926-27	Roach, John	15-24-5	2.04	4
1927-28	Roach, John	18-18-7	1.96	4
	Ironstone, Joe	0-0-1	0.00	1
1928-29	Chabot, Lorne	20-18-5	1.61	12
	Grant, Benny	1-0-0	2.18	0
	Horner, Red	0-0-0	0.00	0
1929-30	Chabot, Lorne	16-20-6	2.59	6
1930-31	Chabot, Lorne	21-8-8	2.09	6
	Grant, Benny	1-5-1	2.65	2
1931-32	Chabot, Lorne	22-16-6	2.36	4
	Grant, Benny	1-2-1	3.38	1
	*Clancy, King	0-0-0	60.00	0
	*Horner, Red	0-0-0	60.00	0
	*Levinsky, Alex	0-0-0	60.00	0
1932-33	Chabot, Lorne	24-18-6	2.26	5
	Conacher, Charlie	0-0-0	0.00	0
1933-34	Hainsworth, George	26-13-9	2.48	3
1934-35	Hainsworth, George	30-14-4	2.31	8
1935-36	Hainsworth, George	23-19-6	2.12	8
1936-37	Broda, Turk	22-19-4	2.30	3
	Hainsworth, George	0-2-1	2.84	0
1937-38	Broda, Turk	24-15-9	2.56	6
1938-39	Broda, Turk	19-20-9	2.15	8
1939-40	Broda, Turk	25-17-5	2.23	4
	Stein, Phil	0-0-1	1.71	0
1940-41	Broda, Turk	28-14-6	2.00	5
1941-42	Broda, Turk	27-18-3	2.76	6
1942-43	Broda, Turk	22-19-9	3.18	1
1943-44	Bibeault, Paul	13-14-2	3.00	5
	Grant, Benny	9-9-2	4.15	0
	Marois, Jean	1-0-0	4.00	0
1944-45	McCool, Frank	22-24-4	3.22	4
1945-46	McCool, Frank	10-9-3	3.68	0
	Broda, Turk	6-6-3	3.53	0
	Bell, Gordie	3-5-0	3.88	0
	Bastien, Baz	0-4-1	4.00	0
	Broda, Turk	31-19-10	2.87	4
1947-48	Broda, Turk	32-15-13	2.38	5
1948-49	Broda, Turk	22-25-13	2.68	5
1949-50	Broda, Turk	30-25-12	3.48	9
	Rollins, Al	1-1-0	2.40	1
	Mayer, Gil	0-1-0	2.00	0
1950-51	Rollins, Al	27-5-8	1.77	5
	Broda, Turk	14-11-5	2.23	6
1951-52	Rollins, Al	29-24-16	2.22	5
	Broda, Turk	0-1-0	6.00	0
1952-53	Lumley, Harry	27-30-13	2.39	10
1953-54	Lumley, Harry	32-24-13	1.86	13
	Mayer, Gil	0-0-1	3.00	0
1954-55	Lumley, Harry	24-23-22	1.94	8
	Mayer, Gil	1-0-0	1.00	0
1955-56	Lumley, Harry	21-28-10	2.71	3
	Mayer, Gil	1-5-0	3.17	0
	Chadwick, Ed	2-0-3	0.60	2
	Wilson, Lefty	0-0-0	0.00	0
1956-57	Chadwick, Ed	21-34-15	2.74	5
1957-58	Chadwick, Ed	21-38-11	3.23	4
1958-59	Bower, Johnny	15-17-7	2.74	3
	Chadwick, Ed	12-15-4	3.10	3
1959-60	Bower, Johnny	34-24-8	2.73	5
	Chadwick, Ed	1-2-1	3.75	0
1960-61	Bower, Johnny	33-15-10	2.50	2
	Maniago, Cesare	4-2-1	2.57	0
	McNamara, Gerry	2-2-1	2.60	0

*Clancy, Horner and Levinsky allowed a goal March 15, 1932 while Chabot was serving a penalty.

LEAFS GOALTENDING RECORDS

Year	Goaltender	Record	GAA	Shutouts
1961-62	Bower, Johnny	32-17-10	2.58	2
	Simmons, Don	4-4-1	2.33	1
	Cheevers, Gerry	1-1-0	3.50	0
1962-63	Bower, Johnny	20-15-7	2.62	1
	Simmons, Don	15-8-5	2.50	1
1963-64	Bower, Johnny	24-16-11	2.11	5
	Simmons, Don	9-9-1	3.17	3
1964-65	Sawchuck, Terry	17-13-6	2.56	1
	Bower, Johnny	13-13-8	2.38	3
1965-66	Bower, Johnny	18-10-5	2.25	3
	Sawchuck, Terry	10-11-3	3.16	1
	Gamble, Bruce	5-2-3	2.51	4
	Smith, Gary	0-2-0	3.56	0
	Smith, Al	1-0-0	1.94	0
1966-67	Sawchuck, Terry	15-5-4	2.81	2
	Bower, Johnny	12-9-3	2.64	2
	Gamble, Bruce	5-10-4	3.39	0
	Smith, Gary	0-2-0	3.65	0
	Smith, Al	0-1-0	5.00	0
1967-68	Bower, Johnny	14-18-7	2.25	4
	Gamble, Bruce	19-13-3	2.32	5
1968-69	Gamble, Bruce	28-20-11	2.80	3
	Bower, Johnny	5-4-3	2.82	2
	Smith, Al	2-2-1	2.87	0
1969-70	Gamble, Bruce	19-24-9	3.06	5
	Edwards, Marv	10-9-4	3.25	1
	Bower, Johnny	0-1-0	5.00	0
	McNamara, Gerry	0-0-0	5.22	0
1970-71	Plante, Jacques	24-11-4	1.88	4
	Parent, Bernie	7-7-3	2.65	0
	Gamble, Bruce	6-14-1	3.87	2
	McLachlan, Murray	0-1-0	9.60	0
1971-72	Plante, Jacques	16-13-5	2.62	2
	Parent, Bernie	17-18-9	2.56	3
	Plante, Jacques	8-14-6	3.04	1
1972-73	McRae, Gordon	7-3-0	3.77	0
	Low, Ron	12-24-4	3.89	1
	Favell, Doug	14-7-9	2.71	1
1973-74	Wilson, Dunc	9-11-3	2.89	0
	Johnston, Ed	12-9-4	3.09	1
	McRae, Gord	10-3-6	3.22	0
1974-75	Wilson, Dunc	8-11-4	3.70	0
	Favell, Doug	12-17-6	4.05	1
	Hamel, Pierre	1-2-0	5.54	0
	Thomas, Wayne	28-24-12	3.19	2
1975-76	McRae, Gord	6-5-2	3.70	0
	Favell, Doug	0-2-1	5.63	0
	Palmateer, Mike	23-18-8	3.21	4
1976-77	Thomas, Wayne	10-13-6	3.86	1
	McRae, Gord	0-1-1	4.50	0
	Palmateer, Mike	34-19-9	2.74	5
1977-78	McRae, Gord	7-10-1	3.29	1
	Palmateer, Mike	26-21-10	2.95	4
	Harrison, Paul	8-12-3	3.51	1
1978-79	Hamel, Pierre	0-0-0	0.00	0
	Crha, Jiri	8-7-0	3.61	0
	Palmateer, Mike	16-14-3	3.61	2
	Ridley, Curt	0-1-0	4.36	0
	Harrison, Paul	9-17-2	4.42	0
1979-80	Tremblay, Vincent	2-1-0	5.11	0
	Crha, Jiri	20-20-11	4.07	0
	Rutherford, Jim	4-10-2	5.12	0
	Larocque, Michel	3-3-2	5.22	0
	Ridley, Curt	1-1-0	5.81	0
	Tremblay, Vincent	0-3-0	6.71	0
1980-81	Tremblay, Vincent	10-18-8	4.52	1
	Larocque, Michel	10-24-8	4.69	0
	Parent, Bob	0-2-0	6.50	0
	St. Croix, Rick	4-9-2	3.80	0
1981-82	Palmateer, Mike	21-23-7	3.99	0
	Larocque, Michel	3-8-3	4.89	0
	Tremblay, Vincent	0-0-0	3.00	0
	Parent, Bob	0-0-0	3.00	0
	Bester, Allan	11-16-4	4.35	0
	Palmateer, Mike	9-17-4	4.88	0
1982-83	St. Croix, Rick	5-10-0	5.11	0
	Wregget, Ken	1-1-1	5.09	0
	Dowie, Bruce	0-1-0	3.33	0
	St. Croix, Rick	0-1-0	3.33	0

LEAFS GOALTENDING RECORDS

Year	Goaltender	Record	GAA	Shutouts
1984-85	Bernhardt, Tim	13-19-4	3.74	0
	Bester, Allan	3-9-1	4.22	1
	Wregget, Ken	2-15-3	4.84	0
1985-86	St. Croix, Rick	2-9-0	5.16	0
	Wregget, Ken	9-13-4	4.33	0
	Edwards, Don	12-23-0	4.78	0
1986-87	Bernhardt, Tim	4-12-3	5.07	0
	Bester, Allan	0-0-0	3.00	0
	Bester, Allan	10-14-3	3.65	2
1987-88	Wregget, Ken	22-28-3	3.97	0
	Bernhardt, Tim	0-0-0	9.00	0
	Bester, Allan	8-12-5	3.81	2
1988-89	Reese, Jeff	1-2-1	4.10	0
	Wregget, Ken	12-35-4	4.44	2
	Bester, Allan	17-20-3	3.80	2
1989-90	Wregget, Ken	9-20-2	4.42	0
	Reese, Jeff	2-6-1	4.94	0
	Laforest, Mark	9-14-0	3.89	0
1990-91	Reese, Jeff	9-6-3	4.41	0
	Bester, Allan	20-16-0	4.49	0
	Ing, Peter	0-2-1	5.93	0
1991-92	Ing, Peter	16-29-8	3.84	1
	Reese, Jeff	6-13-3	3.86	1
	Bester, Allan	0-4-0	4.37	0
1992-93	Rhodes, Damian	1-0-0	1.00	0
	Potvin, Felix	0-2-1	2.29	0
	Reese, Jeff	1-5-1	2.91	1
1993-94	Fuhr, Grant	25-33-5	3.66	2
	Wamsley, Rick	4-3-0	3.79	0
	Puppa, Daren	6-2-0	2.25	2
1994-95	Potvin, Felix	25-15-7	2.50	2
	Fuhr, Grant	13-9-4	3.14	1
	Wamsley, Rick	0-3-0	5.63	0
1995-96	Rhodes, Damian	9-7-3	2.62	0
	Potvin, Felix	34-22-9	2.89	3
	Rhodes, Damian	6-6-1	2.68	0
1996-97	Potvin, Felix	15-13-7	2.91	0
	Rhodes, Damian	4-5-1	2.79	0
	Beaupre, Don	0-5-0	4.64	0
1997-98	Potvin, Felix	30-26-11	2.87	2
	Potvin, Felix	27-36-7	3.15	0
	Beaupre, Don	0-3-0	5.45	0
1998-99	Cousineau, Marcel	3-5-1	3.29	1
	Potvin, Felix	26-33-7	2.73	5
	Healy, Glenn	4-10-2	2.98	0
1999-00	Cousineau, Marcel	0-0-0	0.00	0
	Joseph, Curtis	35-24-7	2.56	3
	Healy, Glenn	6-3-0	2.97	0
2000-01	Potvin, Felix	2-0-1	3.81	0
	Reese, Jeff	1-1-0	4.53	0
	Joseph, Curtis	36-20-7	2.49	4
2001-02	Healy, Glenn	9-10-0	3.04	2
	Joseph, Curtis	33-27-8	2.39	6
	Healy, Glenn	4-7-3	2.62	0
2002-03	Joseph, Curtis	29-17-5	2.23	4
	Schwab, Corey	12-10-5	2.73	1
	Barrasso, Tom	2-2-0	2.74	0
2003-04	Centomo, Sebastien	0-0-0	4.50	0
	Belfour, Ed	37-20-5	2.26	7
	Tellqvist, Mikael	1-1-0	2.79	0
2004-05	Kidd, Trevor	6-10-2	3.10	0
	Belfour, Ed	34-19-6	2.13	10
	Tellqvist, Mikael	5-3-2	2.87	0
2005-06	Kidd, Trevor	6-5-2	3.26	1
	Belfour, Ed	22-22-4	3.29	0
	Tellqvist, Mikael	10-11-2	3.13	2
2006-07	Aubin, J.S.	9-0-2	2.22	1
	Raycroft, Andrew	37-25-9	2.99	2
	Aubin, J.S.	3-5-2	3.43	0
2007-08	Tellqvist, Mikael	0-1-0	2.03	0
	Toskala, Vesa	33-25-6	2.74	3
	Raycroft, Andrew	2-9-5	3.92	1
2008-09	Clemmensen, Scott	1-1-0	3.90	0
	Gerber, Martin	6-5-0	3.23	0
	Toskala, Vesa	22-17-11	3.26	1
	Joseph, Curtis	5-9-1	3.57	0
	Pogge, Justin	1-4-1	4.35	0

*Glenn Healy and Marcel Cousineau shared a shutout November 4, 1997 vs. San Jose.

LEAFS INDIVIDUAL LEADERS BY YEAR

Regular Season 1927/28 to 1965/66

YEAR	GOALS	ASSISTS	POINTS	PIMS
1927/28	Bill Carson20	Hap Day8	Bill Carson26	Arthur Duncan97
1928/29	Ace Bailey22	Andy Blair15	Ace Bailey32	Art Smith91
1929/30	Ace Bailey22	Ace Bailey21 Joe Primeau21	Ace Bailey43	Red Horner96
1930/31	Charlie Conacher31	Joe Primeau32	Charlie Conacher43	Harvey Jackson81
1931/32	Charlie Conacher34	Joe Primeau37	Harvey Jackson53	Red Horner97
1932/33	Harvey Jackson27	Joe Primeau21	Harvey Jackson44	Red Horner144
1933/34	Charlie Conacher32	Joe Primeau32	Charlie Conacher52	Red Horner146
1934/35	Charlie Conacher36	Harvey Jackson22	Charlie Conacher57	Red Horner125
1935/36	Charlie Conacher23 Bill Thoms23	Charlie Conacher15 Bill Thoms15 Art Jackson15	Charlie Conacher38 Bill Thoms38	Red Horner167
1936/37	Harvey Jackson21	Syl Apps29	Syl Apps45	Red Horner124
1937/38	Gordie Drillon26	Syl Apps29	Gordie Drillon52	Red Horner92
1938/39	Gordie Drillon18	Syl Apps25	Syl Apps40	Red Horner85
1939/40	Gordie Drillon21	Gordie Drillon19	Gordie Drillon40	Red Horner87
1940/41	Sweeney Schriener24	Billy Taylor26	Gordie Drillon44 Syl Apps44	Reg Hamilton59
1941/42	Gordie Drillon23	Billy Taylor26	Gordie Drillon41 Syl Apps41	Bingo Kampman67
1942/43	Lorne Carr27	Billy Taylor42	Lorne Carr60 Billy Taylor60	Reg Hamilton68
1943/44	Lorne Carr36	Gus Bodnar40 Babe Pratt40	Lorne Carr74	Reg Hamilton32
1944/45	Ted Kennedy29	Gus Bodnar36	Ted Kennedy54	Bob Davidson49
1945/46	Gaye Stewart37	Gus Bodnar23	Gaye Stewart52	Bob Goldham44
1946/47	Ted Kennedy28	Ted Kennedy32	Ted Kennedy60	Gus Mortson133
1947/48	Syl Apps26 *Max Bentley26	Jim Thomson29	*Max Bentley54 Syl Apps53	Bill Barilko147
1948/49	Harry Watson26	Max Bentley22 Cal Gardner22	Harry Watson45	Bill Ezinicki145
1949/50	Max Bentley23	Ted Kennedy24	Sid Smith45	Bill Ezinicki144
1950/51	Tod Sloan31	Ted Kennedy43	Max Bentley62	Gus Mortson142
1951/52	Sid Smith27	Ted Kennedy33	Sid Smith57	Fern Flaman110
1952/53	Sid Smith20	Ted Kennedy23 Bob Hassard23	Sid Smith39	Fern Flaman110
1953/54	Sid Smith22	Tod Sloan32	Tod Sloan43	Tod Sloan100
1954/55	Sid Smith33	Ted Kennedy42	Sid Smith54	Eric Nesterenko99
1955/56	Tod Sloan37	George Armstrong32	Tod Sloan66	Tod Sloan100
1956/57	Dick Duff26	George Armstrong26	George Armstrong44	Gerry James90
1957/58	Dick Duff26	Billy Harris28	Dick Duff49	George Armstrong93
1958/59	Dick Duff29	Bert Olmstead31	Dick Duff53	Carl Brewer125
1959/60	Bob Pulford24	Bob Pulford28 George Armstrong28	Bob Pulford52	Carl Brewer150
1960/61	Frank Mahovlich48	Red Kelly50	Frank Mahovlich84	Frank Mahovlich131
1961/62	Frank Mahovlich33	Frank Mahovlich38	Frank Mahovlich71	Bob Pulford98
1962/63	Frank Mahovlich36	Red Kelly40	Frank Mahovlich73	Carl Brewer168
1963/64	Frank Mahovlich26	*Andy Bathgate58 Dave Keon37	*Andy Bathgate77 Dave Keon60	Eddie Shack128
1964/65	Frank Mahovlich23	Andy Bathgate29	Frank Mahovlich51	Carl Brewer177
1965/66	Frank Mahovlich32	George Armstrong35	Frank Mahovlich56 Bob Pulford56	Kent Douglas97

*Totals not all earned with Leafs

LEAFS INDIVIDUAL LEADERS BY YEAR

Regular Season 1966/67 to 2008/09

YEAR	GOALS	ASSISTS	POINTS	PIMS
1966/67	Ron Ellis22	Dave Keon33	Dave Keon52	Jim Pappin89
1967/68	*Norm Ullman35	*Norm Ullman37	*Norm Ullman72	Tim Horton82
	Mike Walton30	Dave Keon37	Mike Walton59	Pete Stelmowski82
1968/69	Norm Ullman35	Norm Ullman42	Norm Ullman77	*Forbes Kennedy219
				Jim Dorey200
1969/70	Ron Ellis35	Norm Ullman42	Dave Keon62	Rick Ley102
1970/71	Dave Keon38	Norm Ullman51	Norm Ullman85	Jim Dorey198
1971/72	Paul Henderson38	Norm Ullman50	Norm Ullman73	Rick Ley124
1972/73	Dave Keon37	Darryl Sittler48	Darryl Sittler77	Mike Pelyk118
1973/74	Darryl Sittler38	Norm Ullman47	Darryl Sittler84	Brian Glennie100
1974/75	Darryl Sittler36	Darryl Sittler44	Darryl Sittler80	Dave Williams187
1975/76	Errol Thompson43	Darryl Sittler59	Darryl Sittler100	Dave Williams299
1976/77	Lanny McDonald46	Borje Salming66	Darryl Sittler90	Dave Williams338
			Lanny McDonald90	
1977/78	Lanny McDonald47	Darryl Sittler72	Darryl Sittler117	Dave Williams351
1978/79	Lanny McDonald43	Borje Salming56	Darryl Sittler87	Dave Williams298
1979/80	Darryl Sittler40	Darryl Sittler57	Darryl Sittler97	Dave Williams197
1980/81	Darryl Sittler43	Borje Salming61	Wilf Paiement97	Rick Vaive229
1981/82	Rick Vaive54	Bill Derlago50	Rick Vaive89	Bob McGill263
1982/83	Rick Vaive51	John Anderson49	John Anderson80	Jim Korn236
1983/84	Rick Vaive52	Dan Daoust56	Rick Vaive93	Jim Korn257
1984/85	Rick Vaive35	Dan Daoust37	Rick Vaive68	Bob McGill250
1985/86	Wendel Clark34	Miroslav Frycer43	Miroslav Frycer75	Wendel Clark227
1986/87	Wendel Clark37	Russ Courtnall44	Russ Courtnall73	Wendel Clark271
1987/88	Ed Olczyk42	Mark Osborne37	Ed Olczyk75	Al Secord221
1988/89	Ed Olczyk38	Ed Olczyk52	Ed Olczyk90	John Kordic185
				Brian Curran185
1989/90	Gary Leeman51	Vincent Damphousse61	Gary Leeman95	Brian Curran301
1990/91	Vincent Damphousse26	Vincent Damphousse47	Vincent Damphousse73	Luke Richardson238
1991/92	*Doug Gilmour26	*Doug Gilmour61	*Doug Gilmour87	*K. Baumgartner225
	Glenn Anderson24	Glenn Anderson24	Glenn Anderson57	Bob Halkidis145
1992/93	*Dave Andreychuk54	Doug Gilmour95	Doug Gilmour127	Rob Pearson211
	Nikolai Borschevsky34			
1993/94	Dave Andreychuk53	Doug Gilmour84	Doug Gilmour111	Rob Pearson189
1994/95	Mats Sundin23	Mike Ridley27	Mats Sundin47	*Tie Domi159
				Warren Rychel101
1995/96	Mike Gartner35	Mats Sundin50	Mats Sundin83	Tie Domi297
1996/97	Mats Sundin41	Mats Sundin53	Mats Sundin94	Tie Domi275
1997/98	Mats Sundin33	Mats Sundin41	Mats Sundin74	Tie Domi365
1998/99	Sergei Berezin37	Mats Sundin52	Mats Sundin83	Tie Domi198
1999/00	Mats Sundin32	Mats Sundin41	Mats Sundin73	Tie Domi198
2000/01	Gary Roberts29	Mats Sundin46	Mats Sundin74	Tie Domi214
2001/02	Mats Sundin41	Mats Sundin39	Mats Sundin80	Tie Domi157
2002/03	Mats Sundin37	Alexander Mogilny46	Alexander Mogilny79	Wade Belak196
2003/04	Mats Sundin31	Mats Sundin44	Mats Sundin75	Tie Domi208
2004/05	Did not play due to work stoppage			
2005-06	Mats Sundin31	Tomas Kaberle58	Mats Sundin78	Bryan McCabe116
2006/07	Mats Sundin27	Mats Sundin49	Mats Sundin76	Bryan McCabe115
2007/08	Mats Sundin32	Mats Sundin46	Mats Sundin78	Pavel Kubina116
2008/09	Jason Blake25	Matt Stajan40	Jason Blake63	Pavel Kubina94

*Totals not all earned with Leafs

LEAFS ALL-TIME SCORING LEADERS

NAME (SEASON PLAYED)	POS	GP	G	A	PTS	PIM
1. Mats Sundin (94/95 to 07/08)	C	981	420	567	987	748
2. Darryl Sittler (70/71 to 81/82)	C	844	389	527	916	763
3. Dave Keon (60/61 to 74/75)	C	1062	365	493	858	75
4. Borje Salming (73/74 to 88/89)	D	1099	148	620	768	1292
5. George Armstrong (49/50;51/52 to 70/71)	RW	1187	296	417	713	721
6. Ron Ellis (63/64 to 74/75;77/78 to 80/81)	RW	1034	332	308	640	207
7. Frank Mahovlich (56/57 to 67/68)	LW	720	296	301	597	782
8. Bob Pulford (56/57 to 69/70)	C	947	251	312	563	691
9. Ted Kennedy (42/43 to 54/55;56/57)	C	696	231	329	560	432
10. Rick Vaive (79/80 to 86/87)	RW	534	299	238	537	940
11. Norm Ullman (67/68 to 74/75)	C	535	166	305	471	160
12. Lanny McDonald (73/74 to 79/80)	RW	477	219	240	459	372
13. Tim Horton (49/50;51/52 to 69/70)	D	1185	109	349	458	1389
14. Doug Gilmour (91/92 to 96/97; 02/03)	C	393	131	321	452	386
15. Wendel Clark (85/86 to 93/94, 95/96 to 97/98; 99/00)	LW	608	260	181	441	1535
16. *Tomas Kaberle (98/99 to present)	D	738	73	360	433	206
17. Syl Apps (36/37 to 42/43;45/46 to 47/48)	C	423	201	231	432	56
18. Ian Turnbull (73/74 to 81/82)	D	580	112	302	414	651
19. Gary Leeman (83/84 to 91/92)	RW	545	176	231	407	463
20. John Anderson (77/78 to 84/85)	RW	534	189	204	393	168
21. Sid Smith (46/47 to 57/58)	LW	601	186	183	369	94
22. Ron Stewart (52/53 to 63/65)	RW	838	186	182	368	413
23. Harvey (Busher) Jackson (29/30 to 38/39)	LW	434	186	165	351	342
Red Kelly (59/60 to 66/67)	C	470	119	232	351	74
25. Tod Sloan (47/48 to 48/49;50/51 to 57/58)	C	549	162	184	346	650
26. Dick Duff (54/55 to 63/64)	LW	582	174	165	339	535
27. Bill Derlago (79/80 to 85/86)	C	378	158	176	334	179
28. Vincent Damphousse (86/87 to 90/91)	LW	394	118	211	329	262
29. Jim McKenny (65/66 to 77/78)	D	594	81	246	327	292
30. Charlie Conacher (29/30 to 37/38)	RW	326	200	124	324	411
31. Darcy Tucker (99/00 to 07/08)	RW	531	148	171	319	756
32. Paul Henderson (67/68 to 73/74)	LW	408	162	156	318	166
33. Tom Fergus (85/86 to 91/92)	C	357	118	179	297	324
Bryan McCabe (00/01 to 07/08)	D	523	83	214	297	785
35. Steve Thomas (84/85 to 86/87; 98/99 to 00/01)	RW	377	118	173	291	299
Nik Antropov (99/00 to 07/08)	RW	509	125	166	291	477
37. Bill Harris (55/56 to 64/65)	C	610	106	181	287	187
38. Harry Watson (46/47 to 54/55)	LW	500	163	122	285	111
39. Todd Gill (84/85 to 95/96)	D	639	59	210	269	922
40. Miroslav Frycer (81/82 to 87/88)	RW	329	115	153	268	374
41. Ed Olczyk (87/88 to 90/91)	C	257	116	151	267	221
Peter Ilnacac (82/83 to 89/90)	C	417	102	165	267	175
43. Max Bentley (47/48 to 52/53)	C	354	122	134	256	136
44. Mark Osborne (86/87 to 90/91; 91/92 to 93/94)	LW	426	94	160	254	563
45. Bob Davidson (34/35 to 45/46)	L/RW	491	94	160	254	398
46. Dan Daoust (82/83 to 89/90)	C	518	87	166	253	540
47. Nick Metz (34/35 to 41/42;44/45 to 47/48)	LW	518	131	119	250	149
Al Iafrate (84/85 to 90/91)	D	472	81	169	250	546
49. Errol Thompson (70/71;72/73 to 77/78)	LW	365	126	119	245	70
50. Gord Drillon (36/37 to 41/42)	LW	262	127	117	244	42

*Still Active with Leafs

GAMES PLAYED

Most Games, Career
(600+ Regular Season)

1. George Armstrong.....	1187
2. Tim Horton.....	1185
3. Borje Salming.....	1099
4. Dave Keon.....	1062
5. Ron Ellis.....	1034
6. Mats Sundin.....	981
7. Bob Pulford.....	947
8. Darryl Sittler.....	844
9. Ron Stewart.....	838
10. Tie Domi.....	777
11. Bob Baun.....	739
12. *Tomas Kaberle.....	738
13. Frank Mahovlich.....	720
14. Jim Thomson.....	717
15. Ted Kennedy.....	696
16. Todd Gill.....	639
17. Allan Stanley.....	633
18. Walter (Turk) Broda.....	629
19. Bill Harris.....	610
20. Wendel Clark.....	608

GOALS

Most Goals, Career (160+)

1. Mats Sundin.....	420
2. Darryl Sittler.....	389
3. Dave Keon.....	388
4. Ron Ellis.....	332
5. Rick Vaive.....	299
6. Frank Mahovlich.....	296
George Armstrong.....	296
8. Wendel Clark.....	260
9. Bob Pulford.....	251
10. Ted Kennedy.....	231
11. Lanny McDonald.....	219
12. Syl Apps.....	201
13. Charlie Conacher.....	200
14. John Anderson.....	189
15. Busher Jackson.....	186
Sid Smith.....	186
Ron Stewart.....	186
18. Gary Leeman.....	176
19. Dick Duff.....	174
20. Norm Ullman.....	166
21. Harry Watson.....	163
22. Paul Henderson.....	162
Tod Sloan.....	162

Most Goals, Season (40+)

1. Rick Vaive (81-82).....	54
Dave Andreychuk (92-93)	
(29 with Buffalo).....	54
3. Dave Andreychuk (93-94).....	53
4. Rick Vaive (83-84).....	52
5. Rick Vaive (82-83).....	51
Gary Leeman (89-90).....	51
7. Frank Mahovlich (60-61).....	48
8. Lanny McDonald (77-78).....	47

*Still Active with Leafs

9. Wendel Clark (93-94).....	46
Lanny McDonald (76-77).....	46
11. Darryl Sittler (77-78).....	45
12. Errol Thompson (75-76).....	43
Lanny McDonald (78-79).....	43
Darryl Sittler (80-81).....	43
15. Ed Olczyk (87-88).....	42
16. Mats Sundin (01-02).....	41
Mats Sundin (96-97).....	41
Darryl Sittler (75-76).....	41
19. Darryl Sittler (79-80).....	40
Wilf Paiement (80-81).....	40
Bill Derlago (83-84).....	40

GAME-WINNING GOALS

Most Game Winning Goals, Career

1. Mats Sundin.....	79
2. Dave Keon.....	63
3. Frank Mahovlich.....	55
4. Ron Ellis.....	50
5. George Armstrong.....	43
6. Darryl Sittler.....	42

ASSISTS

Most Assists, Career (200+)

1. Borje Salming.....	620
2. Mats Sundin.....	567
3. Darryl Sittler.....	527
4. Dave Keon.....	493
5. George Armstrong.....	417
6. Tim Horton.....	349
7. *Tomas Kaberle.....	360
8. Ted Kennedy.....	329
9. Doug Gilmour.....	321
10. Bob Pulford.....	312
11. Ron Ellis.....	308
12. Norm Ullman.....	305
13. Ian Turnbull.....	302
14. Frank Mahovlich.....	301
15. Jim McKenny.....	246
16. Lanny McDonald.....	240
17. Rick Vaive.....	238
18. Red Kelly.....	232
19. Syl Apps.....	231
Gary Leeman.....	231
21. Vincent Damphousse.....	211
22. Todd Gill.....	210
23. Jim Thomson.....	208
24. John Anderson.....	204

Most Assists, Season (50+)

1. Doug Gilmour (92-93).....	95
2. Doug Gilmour (93-94).....	84
3. Darryl Sittler (77-78).....	72
4. Borje Salming (76-77).....	66
5. Borje Salming (80-81).....	61
Doug Gilmour (91-92)	
(Tor.) 34 (Overall).....	61
Vincent Damphousse (89-90).....	61

LEAFS ALL-TIME STATS LEADERS

8. Borje Salming (77-78).....	60
9. Darryl Sittler (75-76).....	59
10. * Tomas Kaberle (05-06).....	58
11. Ian Turnbull (76-77).....	57
Darryl Sittler (79-80).....	57
Wilf Paiement (80-81).....	57
14. Lanny McDonald (75-76).....	56
Borje Salming (78-79).....	56
Dan Daoust (83-84).....	56
Ed Olczyk (89-90).....	56
18. Darryl Sittler (80-81).....	53
Mats Sundin (96-97).....	53
20. Darryl Sittler (76-77).....	52
Borje Salming (79-80).....	52
Ed Olczyk (88-89).....	52
23. Norm Ullman (70-71).....	51
Ian Turnbull (78-79).....	51
Darryl Sittler (78-79).....	51
26. Red Kelly (60-61).....	50
Norm Ullman (71-72).....	50
Bill Derlago (81-82).....	50
Mark Osborne (89-90).....	50
Mats Sundin (95-96).....	50

POINTS

Most Points, Season (80+)

1. Doug Gilmour (92-93).....	127
2. Darryl Sittler (77-78).....	117
3. Doug Gilmour (93-94).....	111
4. Darryl Sittler (75-76).....	100
5. Dave Andreychuk (93-94).....	99
6. Darryl Sittler (79-80).....	97
Wilf Paiement (80-81).....	97
8. Darryl Sittler (80-81).....	96
9. Gary Leeman (89-90).....	95
10. Mats Sundin (96-97).....	94
Vincent Damphousse (89-90).....	94
12. Lanny McDonald (75-76).....	93
Rick Vaive (83-84).....	93
14. Lanny McDonald (76-77).....	90
Darryl Sittler (76-77).....	90
Ed Olczyk (88-89).....	90
17. Rick Vaive (81-82).....	89
18. Ed Olczyk (89-90).....	88
19. Lanny McDonald (77-78).....	87
Darryl Sittler (78-79).....	87
Doug Gilmour (91-92).....	87
22. Norm Ullman (70-71).....	85
Lanny McDonald (78-79).....	85
24. Frank Mahovlich (60-61).....	84
Darryl Sittler (73-74).....	84
Bill Derlago (81-82).....	84
27. Mats Sundin (95-96).....	83
Mats Sundin (98-99).....	83
29. Darryl Sittler (74-75).....	80
Errol Thompson (75-76).....	80
John Anderson (82-83).....	80
Mats Sundin (01-02).....	80

PENALTY MINUTES

Most Penalty Minutes, Career (500+)

1. Tie Domi.....	2265
2. Dave Williams.....	1670
3. Wendel Clark.....	1535
4. Tim Horton.....	1389
5. Borje Salming.....	1292
6. Red Horner.....	1264
7. Bob Baun.....	1155
8. Bob McGill.....	988
9. Rick Vaive.....	940
10. Todd Gill.....	922
11. Carl Brewer.....	917
12. Jim Thomson.....	845
13. Bryan McCabe.....	785
14. Frank Mahovlich.....	782
15. Darryl Sittler.....	763
Wade Belak.....	763
17. Darcy Tucker.....	756
18. Mats Sundin.....	748
19. George Armstrong.....	721
20. Gus Mortson.....	709
21. Jim Korn.....	708
22. Bob Pulford.....	691
23. Eddie Shack.....	676
24. Ian Turnbull.....	651
25. Tod Sloan.....	650
26. Brian Glennie.....	599
27. Luke Richardson.....	597
28. Mike Pelyk.....	566
29. Mark Osborne.....	563
30. Jim Dorey.....	553
31. Al Iafrate.....	546
32. Dan Daoust.....	540
33. Dan Maloney.....	538
34. Dick Duff.....	535
35. Hap Day.....	528
36. Bill Ezinicki.....	525
37. Pat Boutette.....	520
Ken Baumgartner.....	520
39. Brian Curran.....	512

Most Penalty Minutes, Season (200+)

1. Tie Domi (97-98).....	365
2. Dave Williams (77-78).....	351
3. Dave Williams (76-77).....	338
4. Brian Curran (89-90).....	301
5. Dave Williams (75-76).....	299
6. Dave Williams (78-79).....	298
7. Tie Domi (95-96).....	297
8. Tie Domi (96-97).....	275
9. Wendel Clark (86-87).....	271
10. Bob McGill (81-82).....	263
11. Jim Korn (83-84).....	257
12. John Kordic (89-90).....	252
13. Bob McGill (84-85).....	250
14. Luke Richardson (90-91).....	238
15. Jim Korn (82-83).....	236
16. Dave Hutchison (78-79).....	235
17. Rick Vaive (80-81).....	229
18. Wendel Clark (85-86).....	227

*Still Active with Leafs

LEAFS ALL-TIME STATS LEADERS

19. Al Secord (87-88)	221
20. Tie Domi (00-01)	214
21. Rob Pearson (92-93)	211
22. Jeff Brubaker (84-85)	209
23. Tie Domi (03-04)	208
24. Wilf Paiement (81-82)	203
25. Rob Ramage (89-90)	202
26. Jim Dorey (68-69)	200

GOALTENDING

Most Shutouts, Career

1. Walter Broda	62
2. Harry Lumley	34
3. Lorne Chabot	33
Johnny Bower	33
5. George Hainsworth	19
Bruce Gamble	19
7. Ed Belfour	17
Curtis Joseph	17
9. Mike Palmateer	15
10. Ed Chadwick	14
11. Felix Potvin	12
12. Al Rollins	11
13. John Ross Roach	8
14. Allan Bester	7
Jacques Plante	7
16. Paul Bibeault	5
Don Simmons	5

Most Wins, Career

1. Walter Broda	302
2. Johnny Bower	220
3. Felix Potvin	160
4. Curtis Joseph	138
5. Mike Palmateer	129
6. Harry Lumley	104
7. Lorne Chabot	103
8. Ed Belfour	93
9. Bruce Gamble	82
10. George Hainsworth	79
11. Allan Bester	69
12. Ed Chadwick	57
Al Rollins	57
14. Ken Wregget	55
*Vesa Toskala	55
15. Jacques Plante	48

Most Losses, Career

1. Walter Broda	224
2. Johnny Bower	161
3. Felix Potvin	149
4. Mike Palmateer	112
Ken Wregget	112
6. Harry Lumley	106
7. Curtis Joseph	97
8. Allan Bester	91
9. Ed Chadwick	89
10. Bruce Gamble	83
11. Lorne Chabot	80
12. Ed Belfour	61
13. George Hainsworth	48
14. John Ross Roach	42
Grant Fuhr	42
*Vesa Toskala	42

Most Games, Career

1. Walter Broda	629
2. Johnny Bower	472
3. Felix Potvin	369
4. Mike Palmateer	296
5. Curtis Joseph	270
6. Harry Lumley	267
7. Lorne Chabot	214
8. Bruce Gamble	210
9. Allan Bester	205
10. Ken Wregget	200

Goals Against Average, Career

(2400 minutes minimum)

1. John Ross Roach	2.00
2. Al Rollins	2.06
3. Lorne Chabot	2.20
4. Harry Lumley	2.21
5. George Hainsworth	2.26
6. Jacques Plante	2.46
7. Curtis Joseph	2.49
8. Ed Belfour	2.51
Johnny Bower	2.51
10. Walter Broda	2.53
11. Bernie Parent	2.59
12. Damian Rhodes	2.64
13. Don Simmons	2.71
14. Terry Sawchuk	2.81
15. Felix Potvin	2.87

*Still Active with Leafs

TEAM RECORDS, SEASON**POINTS, SEASON****Most Points**

103	2003-04 (82 games)
100	2001-02 (82 games)
100	1999-00 (82 games)

Fewest Points

35	1926-27 (44 games)
40	1929-30 (44 games)

Highest Points Percentage

.679	1950-51 (70 games)
.667	1934-35 (48 games)

Lowest Points Percentage

.300	1984-85 (80 games)
.325	1987-88 (80 games)

WINS, SEASON**Most Wins**

45	2003-04 (82 games)
45	1999-00 (82 games)
45	1998-99 (82 games)

Most Home Wins

26	2005-06 (41 games)
25	1992-93 (42 games)
25	1961-62 (35 games)

Most Road Wins

23	2003-04 (41 games)
22	1998-99 (41 games)

Fewest Wins

15	1926-27 (44 games)
17	1929-30 (44 games)

Fewest Home Wins

9	1927-28 (22 games)
10	Four times: Most recently in 1984-85 (40 games)

Fewest Road Wins

5	1955-56 (35 games)
5	1926-27 (22 games)

LOSSES, SEASON**Most Losses**

52	1984-85 (80 games)
49	1987-88 (80 games)

Most Home Losses

28	1984-85 (40 games)
21	Three times: Most recently in 1990-91 (40 games)

Most Road Losses

29	1987-88 (40 games)
29	1983-84 (40 games)
29	1972-73 (39 games)

Fewest Losses

13	1933-34 (48 games)
13	1930-31 (44 games)

Fewest Home Losses

2	1933-34 (24 games)
3	1947-48 (30 games)
3	1939-40 (24 games)

Fewest Road Losses

8	1950-51 (35 games)
8	1934-35 (24 games)

OVERTIME, SEASON**Most Overtime Wins**

7	2005-06
7	2002-03
7	1999-00

Most Home Overtime Wins

5	1998-99
4	2007-08
4	2006-07
4	2005-06
4	2002-03
4	1991-92

Most Road Overtime Wins

4	2003-04
4	1999-00

Most Overtime Losses

6	1985-86
5	2000-01

Most Home Overtime Losses

4	2008-09
4	2000-01

Most Road Overtime Losses

4	2001-02
4	1985-86

TIES, SEASON**Most Ties**

22	1954-55 (70 games)
16	Four times: Most recently in 1981-82

Most Home Ties

11	1954-55 (35 games)
10	1968-69 (38 games)
10	1948-49 (30 games)

Most Road Ties

11	1964-65 (35 games)
11	1954-55 (35 games)

Fewest Ties

3	1941-42 (48 games)
4	Four times: Most recently in 1989-90

Fewest Home Ties

0	1941-42 (24 games)
1	1936-37, 1943-44

Fewest Road Ties

0	1939-40 (24 games)
1	Four times: Most recently in 1988-89

STREAKS, SEASON**Longest Winning Streak**

10 Oct. 7 to Oct. 28, 1993

Longest Home Winning Streak

9 Mar. 6 to Apr. 7, 2007

9 Nov. 11 to Dec. 26, 1953

Longest Road Winning Streak

7 Jan. 29 to Feb. 22, 2003

7 Dec. 4, 1960 to Jan. 5, 1961

7 Nov. 14 to Dec. 15, 1940

Longest Undefeated Streak

11 Jan. 6 to Feb. 1, 1994 (7W-4T)

11 Oct. 15 to Nov. 8, 1950 (8W-3T)

Longest Home Undefeated Streak18 Oct. 31, 1953 to Jan. 23, 1954
(16W-2T)18 Nov. 28, 1933 to Mar. 10, 1934
(15W-3T)**Longest Road Undefeated Streak**9 Nov. 30, 1947 to Jan. 11, 1948
(4W-5T)**Longest Losing Streak**

10 Jan. 15 to Feb. 8, 1967

Longest Home Losing Streak

7 Nov. 11 to Dec. 5, 1984

Longest Road Losing Streak

11 Feb. 20 to Apr. 1, 1988

Longest Winless Streak15 Dec. 26, 1987 to Jan. 25, 1988
(11L-4T)**Longest Home Winless Streak**11 Dec. 19, 1987 to Jan. 25, 1988
(7L-4T)**Longest Road Winless Streak**18 Oct. 6, 1982 to Jan. 5, 1983
(13L-5T)**Longest Shutout Streak**311:42 Nov. 13-25, 1930, (Lorne Chabot,
Benny Grant)**GOALS, SEASON****Most Goals**

337 1989-90 (80 games)

322 1980-81 (80 games)

Most Goals Against

387 1983-84 (80 games)

386 1985-86 (80 games)

Fewest Goals

79 1926-27 (44 games)

Fewest Goals (Minimum 70 games)

147 1954-55 (70 games)

Fewest Goals Against

69 1928-29 (44 games)

Fewest Goals Against (Minimum 70 games)

131 1953-54 (70 games)

Highest Goals Per Game Average

4.28 1943-44 (214 goals in 50 games)

4.21 1989-90 (337 goals in 80 games)

Highest Goals Against Per Game Average

4.837 1983-84 (387 goals in 80 games)

4.825 1985-86 (386 goals in 80 games)

Most Powerplay Goals

107 2005-06 (82 games)

Most Shorthanded Goals

17 1986-87 (80 games)

Most 20-Goal Scorers7 1989-90 (Leeman, Damphousse, Iczyk,
Marois, Osborne, Iafate, Franceschetti)7 1985-86 (Clark, Vaive, Frycer, Fergus, M.
Stastny, Courtnall, Thomas)7 1980-81 (Sittler, Paiement, Vaive,
Derlago, Sedlbauer, Martin, Maloney)**Most 30-Goal Scorers**4 1989-90 (Leeman, Damphousse,
Olczyk, Marois)4 1980-81 (Sittler, Paiement, Vaive,
Derlago)**Most 40-Goal Scorers**

2 1993-94 (Clark, Andreychuk)

2 1983-84 (Vaive, Derlago)

2 1980-81 (Sittler, Paiement)

2 1977-78 (Sittler, McDonald)

2 1975-76 (Sittler, Thompson)

TEAM RECORDS, GAME**Largest Margin of Victory, Leaf Shutout**

13 Jan. 2, 1971 vs. Detroit W-13-0

GOALS, GAME**Most Goals**

14 Mar. 16, 1957 vs. NY Rangers, W 14-1

Most Goals Against

14 Mar. 19, 1981 at Buffalo, L 14-4

Most Goals, Both Teams

20 Jan. 8, 1986 vs. Edmonton W 11-9

Most Powerplay Goals

7 Oct. 14, 2005 at Atlanta W 9-1

Most Powerplay Goals Against

7 Mar. 13, 1987 at Washington, L 10-2

Most Powerplay Goals, Both Teams9 Oct. 14, 1978 vs. NY Islanders, 10-7
(Leafs 5PPG - Islanders 4PPG)**Most Shorthanded Goals**

3 Nov. 16, 1988 vs. Pittsburgh, W 8-5

Most Goals Against, One Player5 John Tonelli, Jan. 6, 1981 at
NY Islanders, L 6-3

ASSISTS, GAME**Most Assists**

23 Mar. 16, 1957 vs. NY Rangers, W 14-1

Most Assists Against

22 Mar. 19, 1981 at Buffalo, L 14-4

Most Assists, Both Teams32 Oct. 14, 1978, vs. NY Islanders, W 10-7
(Leafs 18A - Islanders 14A)**Most Assists Against, One Player**6 Mike Bossy, Jan. 6, 1981 at
NY Islanders, L 6-3**POINTS, GAME****Most Points**37 Mar. 16, 1957 vs. NY Rangers
(14G, 23A), W 14-1**Most Points Against**36 Mar. 19, 1981 at Buffalo
(14G, 22A), L 14-4**Most Points, Both Teams**53 Jan. 8, 1986 vs. Edmonton (20G, 33A),
W 11-9 (Leafs 17A - Oilers 16A)**Most Points Against, One Player**8 Bernie Nicholls, Dec. 1, 1988
at Los Angeles, L 9-3**FASTEST, GAME****Fastest Maple Leaf Goal, Start of Game**

0:07 Charlie Conacher, Feb. 6, 1932 vs. Boston

Fastest Opponent Goal, Start of a Game:

0:05** Alex Mogilny, Dec. 21, 1991 vs. Buffalo

Fastest Maple Leafs Goal, Start of a Period:0:06 Frank Mahovlich, Jan. 7, 1961 vs. Boston
(2nd period)0:06 Mats Sundin, Dec. 30, 1995 at
St. Louis (OT)**Fastest Opponent Goal, Start of a Period:**0:05 Alex Mogilny, Dec. 21, 1991 vs. Buffalo
(1st period)**Fastest Maple Leafs Goal, Overtime:**

0:06 Mats Sundin, Dec. 30, 1995 at St. Louis

Fastest Opponent Overtime Goal, Overtime:

0:12 Joe Thornton, Oct. 25, 2001 at Boston

Fastest Two Goals0:04** Dec. 29, 1988 at Quebec, 3rd period,
Ed Olczyk (5:24), Gary Leeman (5:28),
W 6-5**Fastest Three Goals**0:39 Jan. 20, 1940 vs. NY Americans,
1st period, Sweeney Schriner (3:25),
Harry Taylor (3:52), Pep Kelly (4:04),
W 5-1**Fastest Four Goals**1:25 Mar. 26, 2002 vs. Tampa Bay,
3rd period, Robert Reichel (5:10),
Mats Sundin (5:53), Tie Domi
(6:09), Tie Domi (6:35), W 7-2**Fastest Five Goals**4:18 Feb. 13, 1971 vs. Los Angeles,
2nd period, W 8-1**Fastest Six Goals**7:16 Jan. 12, 1946 vs. Detroit,
1st period, Gus Bodnar (3:17),
Billy Taylor (5:48), Gaye Stewart
(7:13), Syl Apps (7:46), Jack
Hamilton (9:22), Billy Taylor
(10:33), W 9-3**Fastest Two Powerplay Goals**0:06 Feb. 9, 1952 vs. Montreal, 2nd
period, Howie Meeker (10:14),
Howie Meeker (10:20), W 3-2**Fastest Three Powerplay Goals**1:16 Feb. 9, 1952 vs. Montreal, 2nd
period, Howie Meeker (10:14),
Howie Meeker (10:20),
George Armstrong (11:30), W 3-2**Fastest Two Goals Against**0:06 Jan. 26, 1933 vs. Boston, 3rd
period, Nels Stewart (15:03),
Percy Galbraith (15:09), L 4-2**Fastest Three Goals Against**0:27 Nov. 15, 1944 vs. Detroit, 2nd
period, Hal Jackson (11:48),
Steve Wochy (12:02),
Don Grosso (12:15), L 8-4**Fastest Two Shorthanded Goals Against, One Player**0:12* Esa Tikkanen, Nov. 12, 1988 vs.
Edmonton, 1st period (10:44 &
10:56), L 6-2**Fastest Two Goals, Both Teams**0:07 Feb. 25, 1992 vs. New Jersey, 3rd period,
Randy McKay, N.J. (9:06),
Peter Zezel (9:13) T 5-50:07 Oct. 11, 1970 at Vancouver, 3rd period,
Andre Boudrias, VAN (9:00),
Norm Ullman, TOR (9:07), L 5-30:07 Mar. 15, 1964 at NY Rangers, 3rd period,
Jim Neilson, NYR (1:27),
Tim Horton, TOR (1:34), W 3-1**Fastest Three Goals, Both Teams**0:29 Feb. 19, 1984 vs. Detroit,
3rd period, L 6-2

Fastest Four Goals, Both Teams

0:53* Oct. 16, 1983 vs. Chicago, 2nd period, Gaston Gingras, TOR (16:49), Denis Savard, CHI (17:12), Steve Larmer, CHI (17:27), Denis Savard, CHI (17:42), W 10-8

Fastest Five Goals, Both Teams

1:24* Oct. 16, 1983 vs. Chicago, 2nd period, Gaston Gingras, TOR (16:49), Denis Savard, CHI (17:12), Steve Larmer, CHI (17:27), Denis Savard, CHI (17:42), John Anderson, TOR (18:13), W 10-8

Fastest Six Goals, Both Teams

3:15 Jan. 4, 1944 at Montreal, 1st period, Maurice Richard, MTL (14:10), Don Webster, TOR (15:13), Fern Majeau, MTL (15:41), Bugsy Watson, MTL (15:52), Lorne Carr, TOR (16:55), Emile Bouchard, MTL (17:25), L 6-3

SHOTS ON GOAL, GAME (SINCE 1955/56)**Most Shots On Goal**

61 Feb. 25, 1976 vs. Detroit, W 8-0

Most Shots Against

65 Mar. 15, 1984 at Hartford, L 5-3

Most Shots, Both Teams

109 Oct. 9, 1955 at Chicago, W 5-3 (Leafs 58 - Blackhawks 51)

Fewest Shots On Goal

9 Mar. 4, 1999 at St. Louis, W 4-0

Fewest Shots Against

13 Mar. 9, 1975 at Washington, T 4-4
13 Oct. 12, 1955 at Boston, L 2-0

Fewest Shots, Both Teams

32 Jan. 5, 2002 vs. Ottawa, W 3-1
32 Jan. 24, 1985 at NY Islanders, L 4-1

PENALTIES, GAME**Most Penalty Minutes**

154 Nov. 15, 1986 vs. Detroit, W 6-0

Most Penalty Minutes, Opponent

160 Jan. 13 1986 vs. Detroit, W 7-4

Most Penalty Minutes, Both Teams

300 Nov. 15, 1986 vs. Detroit, W 6-0
Toronto: 17 min, 8 maj, 6 mis, 2 game
Detroit: 13 min, 10 maj, 4 min, 3 game

Most Penalties

33 Nov. 15, 1986 vs. Detroit, W 6-0

Most Penalties, Opponent

33 Jan. 13 1986 vs. Detroit, W 7-4

Most Penalties, Both Teams

66 Mar. 2, 1990 at Detroit, L 3-2

TEAM RECORDS, PERIOD**GOALS, PERIOD****Most Goals**

7 Jan. 2, 1971 vs. Detroit, 3rd period, W 13-0

Most Goals Against

9* Mar. 19, 1981 at Buffalo, 2nd period, L 14-4

Most Goals, Both Teams

12** Mar. 19, 1981 at Buffalo, 2nd period, L 14-4

Most Goals Against, One Player

4 Al Secord, Jan. 7, 1987 at Chicago, 2nd period, L 6-4

ASSISTS, PERIOD**Most Assists**

11 Nov. 12, 1999 at Chicago 3, 3rd period, W 10-3

11 Jan. 2, 1971 vs. Detroit, 3rd period, W 13-0

Most Assists Against

14 Mar. 19, 1981 at Buffalo, 2nd period, L 14-4

14 Mar. 16, 1969 vs. Boston, 2nd period, L 11-3

Most Assists, Both Teams

19 Mar. 19, 1981 at Buffalo, 2nd period, L 14-4 (Leafs 5A - Sabres 14A)

POINTS, PERIOD**Most Points**

18 Jan. 2, 1971 vs. Detroit, 3rd period, W 13-0

Most Points Against

23* Mar. 19, 1981 at Buffalo, 2nd period, L 14-4

Most Points, Both Teams

31 Mar. 19, 1981 at Buffalo, 2nd period, L 14-4 (Leafs 3G, 5A - Sabres 9G, 14A)

Most Points Against, One Player

4 Several Players

SHOTS ON GOAL, PERIOD (SINCE 1955/56)**Most Shots**

30 Feb. 25, 1976 vs. Detroit, 1st period, W 8-0

Most Shots Against

32 Mar. 15, 1984 at Hartford, 2nd period, L 5-3

Most Shots, Both Teams

46 Dec. 18, 1976 vs. Colorado,
3rd period, (Leafs 21 - Rockies
25 shots) W 4-2

Fewest Shots

0 Apr. 3, 2000 at Buffalo,
2nd period, L 3-2.

Fewest Shots Against

0 Oct. 21, 2008 vs. Anaheim,
3rd period, 2-3 L (50)

PENALTIES, PERIOD**Most Penalty Minutes**

108 Jan. 13, 1986 vs. Detroit,
3rd period, W 7-4

Most Penalty Minutes, Opponent

134 Jan. 13, 1986 vs. Detroit,
3rd period, W 7-4

Most Penalty Minutes, Both Teams

242 Jan. 13, 1986 vs. Detroit,
3rd period, W 7-4

Most Penalties

18 Jan. 13, 1986 vs. Detroit,
3rd period, W 7-4

Most Penalties, Opponent

23 Jan. 13, 1986 vs. Detroit,
3rd period, W 7-4

Most Penalties, Both Teams

41 Jan. 13, 1986 vs. Detroit,
3rd period, W 7-4

INDIVIDUAL RECORDS, CAREER**Most Seasons, Career**

21 George Armstrong
20 Tim Horton
16 Ron Ellis
16 Borje Salming

GAMES PLAYED, CAREER**Most Games**

1187 George Armstrong
1185 Tim Horton
1099 Borje Salming

Most Games, Goaltender

629 Walter (Turk) Broda
472 Johnny Bower
369 Felix Potvin

Most Games, Defence

1185 Tim Horton
1099 Borje Salming
739 Bob Baun

Most Games, Centre

1062 Dave Keon
981 Mats Sundin
947 Bob Pulford

Most Games, Left Wing

720 Frank Mahovlich
608 Wendel Clark
601 Sid Smith

Most Games, Right Wing

1187 George Armstrong
1034 Ron Ellis
838 Ron Stewart

Longest Consecutive Games Streak

486 Tim Horton, Feb. 11, 1961 to
Feb. 4, 1968

GOALS, CAREER**Most Goals**

420 Mats Sundin
389 Darryl Sittler
365 Dave Keon

Most Goals, Defence

148 Borje Salming
112 Ian Turnbull
109 Tim Horton

Most Goals, Centre

420 Mats Sundin
389 Darryl Sittler
365 Dave Keon

Most Goals, Left Wing

296 Frank Mahovlich
260 Wendel Clark
186 Busher Jackson
186 Sid Smith

Most Goals, Right Wing

332 Ron Ellis
299 Rick Vaive
296 George Armstrong

Overtime Goals

12 Mats Sundin
7 Tomas Kaberle
6 Wendel Clark
6 Steve Thomas

Most 20-goal Seasons

13 Mats Sundin
11 Ron Ellis
11 Dave Keon
9 Darryl Sittler

Most 30-goal Seasons

10 Mats Sundin
8 Darryl Sittler
7 Rick Vaive

Most 40-goal Seasons

4 Darryl Sittler
3 Rick Vaive
3 Lanny McDonald

Most 50-goal Seasons

3 Rick Vaive
2 Dave Andreychuk
1 Gary Leeman

Fastest Goal, Rookie

0:15 Gus Bodnar, Oct. 30, 1943 vs.
NY Rangers

ASSISTS, CAREER**Most Assists**

620 Borje Salming
567 Mats Sundin
527 Darryl Sittler

Most Assists, Defence

620 Borje Salming
360 Tomas Kaberle
349 Tim Horton

Most Assists, Centre

567 Mats Sundin
527 Darryl Sittler
493 Dave Keon

Most Assists, Left Wing

301 Frank Mahovlich
211 Vincent Damphousse
183 Sid Smith

Most Assists, Right Wing

417 George Armstrong
308 Ron Ellis
240 Lanny McDonald

POINTS, CAREER**Most Points**

987 Mats Sundin
916 Darryl Sittler
858 Dave Keon

Most Points, Defence

768 Borje Salming
458 Tim Horton
433 Tomas Kaberle

Most Points, Centre

987 Mats Sundin
916 Darryl Sittler
858 Dave Keon

Most Points, Left Wing

597 Frank Mahovlich
441 Wendel Clark
369 Sid Smith

Most Points, Right Wing

713 George Armstrong
640 Ron Ellis
537 Rick Vaive

PENALTY MINUTES, CAREER**Most Penalty Minutes**

2265 Tie Domi
1670 Dave (Tiger) Williams
1535 Wendel Clark

Most Penalty Minutes, Defence

1389 Tim Horton
1292 Borje Salming
1264 Red Horner

Most Penalty Minutes, Centre

763 Darryl Sittler
748 Mats Sundin
691 Bob Pulford

Most Penalty Minutes, Left Wing

1670 Dave (Tiger) Williams
1535 Wendel Clark
782 Frank Mahovlich

Most Penalty Minutes, Right Wing

2265 Tie Domi
940 Rick Vaive
721 George Armstrong

GOALTENDERS, CAREER**Most Wins**

302 Walter (Turk) Broda
220 Johnny Bower
160 Felix Potvin

Most Shutouts

62 Walter (Turk) Broda
34 Harry Lumley
33 Lorne Chabot
33 Johnny Bower

Lowest GAA (Min. 100 games)

2.06 Al Rollins
2.20 Lorne Chabot
2.21 Harry Lumley

INDIVIDUAL RECORDS, SEASON**GOALS, SEASON****Most Goals**

54 Dave Andreychuk, 1992-93,
(29-*Buffalo*)
54 Rick Vaive, 1981-82
53 Dave Andreychuk, 1993-94

Most Goals, Defence

22 Al Iafrate, 1987-88
22 Ian Turnbull, 1976-77
21 Al Iafrate, 1989-90

Most Goals, Centre

45 Darryl Sittler, 1977-78
43 Darryl Sittler, 1980-81
42 Ed Olczyk, 1987-88

Most Goals, Left Wing

54 Dave Andreychuk, 1992-93,
(29-*Buffalo*)
53 Dave Andreychuk, 1993-94
48 Frank Mahovlich, 1960-61
46 Wendel Clark, 1993-94

Most Goals, Right Wing

54 Rick Vaive, 1981-82
52 Rick Vaive, 1983-84
51 Gary Leeman, 1989-90
51 Rick Vaive, 1982-83

Most Goals, Rookie

34 Wendel Clark 1985-86
31 Daniel Marois, 1988-89

Most Powerplay Goals

21	Dave Andreychuk, 1993-94
21	Wendel Clark, 1993-94
18	Darcy Tucker, 2005-06
18	Rick Vaive, 1982-83

Most Shorthanded Goals

8	Dave Reid, 1990-91
8	Dave Keon, 1970-71

Most Overtime Goals (Since 1983-84)

4	Mats Sundin, 1999-00
2	Pavel Kubina, 2007-08 & 2008-09
2	Tomas Kaberle, 2005-06
2	Mats Sundin, 2001-02 & 2002-03
2	Nik Antropov, 2002-03
2	Steve Thomas, 1986-87 & 1999-00
2	Wendel Clark, 1991-92 & 1993-94

Longest Goal Streak

10	John Anderson, Mar. 18 to Apr. 7, 1985
----	--

ASSISTS, SEASON**Most Assists**

95	Doug Gilmour, 1992-93
84	Doug Gilmour, 1993-94
72	Darryl Sittler, 1977-78

Most Assists, Defence

66	Borje Salming, 1976-77
61	Borje Salming, 1980-81
60	Borje Salming, 1977-78

Most Assists, Centre

95	Doug Gilmour, 1992-93
84	Doug Gilmour, 1993-94
72	Darryl Sittler, 1977-78

Most Assists, Left Wing

61	Vincent Damphousse, 1989-90
47	Vincent Damphousse, 1990-91
46	Dave Andreychuk, 1993-94

Most Assists, Right Wing

57	Wilf Paiement, 1980-81
56	Lanny McDonald 1975-76
49	John Anderson, 1982-83

Most Assists, Rookie

40	Gus Bodnar, 1943-44
38	Peter Ichnacak, 1982-83

Longest Assist Streak

12	Norm Ullman, Dec. 12, 1970 to Jan. 6, 1971
----	--

Most Assists, Season, Goaltender

5	Mike Palmateer, 1978-79
5	Ken Wregget, 1987-88
5	Curtis Joseph, 1998-99
5	Vesa Toskala, 2007-08
4	Ken Wregget, 1986-87
4	Felix Potvin, 1993-94

POINTS, SEASON**Most Points**

127	Doug Gilmour, 1992-93
117	Darryl Sittler, 1977-78
111	Doug Gilmour, 1993-94

Most Points, Defence

79	Ian Turnbull, 1976-77
78	Borje Salming, 1976-77
76	Borje Salming, 1977-78

Most Points, Centre

127	Doug Gilmour, 1992-93
117	Darryl Sittler, 1977-78
111	Doug Gilmour, 1993-94

Most Points, Left Wing

99	Dave Andreychuk, 1993-94
94	Vincent Damphousse, 1989-90
84	Frank Mahovlich, 1960-61

Most Points, Right Wing

97	Wilf Paiement, 1980-81
95	Gary Leeman, 1989-90
93	Lanny McDonald, 1975-76

Most Points, Rookie

66	Peter Ichnacak, 1982-83
62	Gus Bodnar, 1943-44

Longest Point Streak

18	Ed Olczyk, 1989-90
18	Darryl Sittler, 1977-78

Longest Point Streak, Defence

10	Tom Kurvers, 1989-90 (four goals 11 assists) (Jan. 15-Feb. 7)
----	--

**Longest Overall Point-Streak,
Since Beginning of season:**

8	Frank Mahovlich, 1961-62
	Lanny McDonald, 1976-77
	John Anderson, 1982-83

**Longest Home Point-Streak,
Since Beginning of season**

16	Mats Sundin, 2007-08 (October 3 - December 4)
----	--

**Longest Road Point-Streak,
Since Beginning of season:**

9	Harry Cameron, 1921-22 (with St. Pats)
---	---

PENALTY MINUTES, SEASON**Most Penalty Minutes**

365	Tie Domi, 1997-98
351	Dave Williams, 1977-78
338	Dave Williams, 1976-77

Most Penalty Minutes, Defence

301	Brian Curran, 1989-90
263	Bob McGill, 1981-82
250	Bob McGill, 1984-85

Most Penalty Minutes, Centre

178	Laurie Boschman, 1980-81
150	Laurie Boschman, 1981-82
124	Nik Antropov, 2002-03

Most Penalty Minutes, Left Wing

351	Dave Williams, 1977-78
338	Dave Williams, 1976-77
299	Dave Williams, 1975-76

Most Penalty Minutes, Right Wing

365	Tie Dorn, 1997-98
297	Tie Dorn, 1995-96
275	Tie Dorn, 1996-97

Most Penalty Minutes, Rookie

263	Bob McGill, 1981-82
-----	---------------------

Shots on Goal, Season

346	Darryl Sittler, 1975-76
333	Dave Andreychuk, 1993-94
332	Jason Blake, 2007-08
331	Darryl Sittler, 1972-73
321	Mats Sundin, 2006-07

GOALTENDERS RECORDS, SEASON**Most Wins**

37	Andrew Raycroft, 2006-07
37	Ed Belfour, 2002-03
36	Curtis Joseph, 1999-00
35	Curtis Joseph, 1998-99

Most Shutouts

13	Harry Lumley, 1953-54
12	Lorne Chabot, 1928-29
10	Ed Belfour, 2003-04
10	Harry Lumley, 1952-53

Most Saves

2214	Felix Potvin, 1996-97
------	-----------------------

Lowest GAA (Min. 15 games)

1.61	Lorne Chabot (1928-29)
1.77	Al Rollins (1950-51)
1.86	Harry Lumley (1953-54)

INDIVIDUAL RECORDS, GAME & PERIOD**GOALS, GAME & PERIOD****Most Goals, Game**

6	Darryl Sittler, Feb. 7, 1976 vs. Boston, W-11-4
---	---

Most Goals, Defence, Game

5	Ian Turnbull, Feb. 2, 1977 vs. Detroit, W-9-1
4	Hap Day, Nov. 19, 1929 at Pittsburgh, L-10-5

Most Goals, Rookie, Game

5	Howie Meeker, Jan. 8, 1947 vs. Chicago, W 10-4
---	--

Most Goals, Period

4**	Harvey (Busher) Jackson, Nov. 20, 1934 at St. Louis, 3rd period, W 5-2
-----	--

Fastest Goal, Start of Game

0:07	Charlie Conacher, Feb. 6, 1932 vs. Boston
0:08	Ted Kennedy, Oct. 24, 1953 vs. Boston

Fastest Goal, Start of Period

0:06	Mats Sundin, Dec. 30, 1995 at St. Louis, Overtime, W 4-3
------	--

Fastest Two Goals

0:07	Harvey Jackson, Feb. 18, 1932 vs. NY Rangers, 2nd period (12:50 & 12:57), W 5-3
------	---

Fastest Three Goals

2:54	Lanny McDonald, Oct. 16, 1976 vs. Philadelphia, 1st period, (8:24, 9:25 & 11:18), T 5-5
------	---

Fastest Two Powerplay Goals

0:06	Howie Meeker, Feb. 9, 1952 vs. Montreal, 2nd period (10:14 & 10:20), W 3-2
------	--

ASSISTS, GAME & PERIOD**Most Assists, Game**

6	Doug Gilmour, Feb. 13, 1993 vs. Minnesota, W 6-1
6	Walter (Babe) Pratt, Jan. 8, 1944 vs. Boston, W 12-3

Most Assists, Defence, Game

6**	Walter (Babe) Pratt, Jan. 8, 1944 vs. Boston, W 12-3
-----	--

Most Assists, Rookie, Game

4	Dan Daoust, Jan. 2, 1983 vs. Detroit, W 6-3
4	Pat Boutette, Feb. 25, 1976 vs. Detroit, W 8-0

Most Assists, Period

3	Several players: Most recent: Matt Stajan, Nov. 13, 2008 at Edmonton, 2nd period, W 5-2
---	---

POINTS, GAME & PERIOD**Most Points, Game**

10*	Darryl Sittler, Feb. 7, 1976 vs. Boston (6G, 4A), W 11-4
-----	--

Most Points, Defence, Game

6	Walter (Babe) Pratt, Jan. 8, 1944 vs. Boston, W 12-3 (6A)
5	Ian Turnbull, Feb. 2, 1977 vs. Detroit, W 9-1 (5G)
5	Hap Day, Nov. 19, 1929 at Pittsburgh, L 10-5 (4G, 1A)

Most Points, Rookie, Game

5	Howie Meeker, Jan. 8, 1947 vs. Chicago, W 10-4
---	--

Most Points, Period

5	Darryl Sittler, Feb. 7, 1976 vs. Boston, 2nd period (3G, 2A), W 11-4
---	--

PIM, GAME & PERIOD**Most Penalty Minutes, Game**

57	Brad Smith, Nov. 15, 1986
----	---------------------------

Most Penalties, Game

9	Jim Dorey, Oct. 16, 1968
---	--------------------------

LEAFS ALL-TIME HAT TRICKS

DATE	PLAYER	HOME/ROAD	OPPOSITION
Jan. 14, 1928	Hap Day (1st)	Home	NY Rangers
Nov. 19, 1929	* Hap Day (2nd)	Road	Pittsburgh Pirates
Feb. 6, 1930	Charlie Conacher (1st)	Home	Montreal Canadiens
Jan. 31, 1931	Charlie Conacher (2nd)	Home	Philadel. Quakers
Mar. 5, 1931	Harold Cotton (1st)	Home	Montreal Maroons
Mar. 19, 1931	* Charlie Conacher (3rd)	Home	Chicago Blackhawks
Mar. 21, 1931	Charlie Conacher (4th)	Road	Ottawa Senators
Mar. 21, 1931	* Ace Bailey (1st)	Road	Ottawa Senators
Dec. 22, 1931	Charlie Conacher (5th)	Home	NY Americans
Jan. 19, 1932	** Charlie Conacher (6th)	Home	NY Americans
Mar. 4, 1933	Joe Primeau (1st)	Home	Montreal Maroons
Dec. 23, 1933	Charlie Conacher (7th)	Home	Montreal Maroons
Jan. 6, 1934	* Charlie Conacher (8th)	Home	Ottawa Senators
Jan. 16, 1934	Ken Doraty (1st)	Road	Ottawa Senators
Jan. 23, 1934	Harvey Jackson (1st)	Home	Montreal Maroons
Mar. 3, 1934	Charlie Conacher (9th)	Home	Detroit Red Wings
Nov. 20, 1934	* Harvey Jackson (2nd)	Road	St. Louis Eagles
Dec. 11, 1934	Harvey Jackson (3rd)	Road	NY Rangers
Jan. 12, 1935	Charlie Conacher (10th)	Home	Chicago Blackhawks
Mar. 5, 1935	* Charlie Conacher (11th)	Road	Montreal Canadiens
Mar. 16, 1935	Charlie Conacher (12th)	Home	Montreal Canadiens
Nov. 9, 1935	Charlie Conacher (13th)	Home	NY Americans
Dec. 28, 1935	Buzz Boll (1st)	Home	NY Rangers
Mar. 7, 1936	Bill Thoms (1st)	Home	Montreal Canadiens
Mar. 12, 1936	Bill Thoms (2nd)	Road	Montreal Canadiens
Jan. 19, 1937	Gord Drillon (1st)	Road	Boston Bruins
Jan. 23, 1937	Harvey Jackson (4th)	Home	NY Rangers
Jan. 30, 1937	Gord Drillon (2nd)	Home	Montreal Maroons
Jan. 30, 1937	Harvey Jackson (5th)	Home	Montreal Maroons
Nov. 6, 1937	Gord Drillon (3rd)	Home	NY Americans
Nov. 13, 1937	Charlie Conacher (14th)	Home	Chicago Blackhawks
Jan. 16, 1938	Pep Kelly (1st)	Road	Chicago Blackhawks
Nov. 12, 1938	Harvey Jackson (6th)	Home	Montreal Canadiens
Jan. 12, 1939	* Syl Apps (1st)	Road	Montreal Canadiens
Mar. 14, 1939	Nick Metz (1st)	Home	NY Americans
Dec. 17, 1939	Pep Kelly (2nd)	Road	NY Americans
Mar. 14, 1940	* Red Heron (1st)	Road	Montreal Canadiens
Nov. 30, 1940	* Hank Goldup (1st)	Home	NY Americans
Jan. 29, 1942	Pete Langelle (1st)	Home	Montreal Canadiens
Feb. 28, 1942	Nick Metz (2nd)	Home	Chicago Blackhawks
Jan. 23, 1943	Syl Apps (2nd)	Home	Chicago Blackhawks
Nov. 27, 1943	Bob Davidson (1st)	Home	Boston Bruins
Dec. 4, 1943	* Jack Hamilton (1st)	Home	NY Rangers
Jan. 8, 1944	George Boothman (1st)	Home	Boston Bruins
Jan. 18, 1944	Lorne Carr (1st)	Road	Boston Bruins
Feb. 19, 1944	Jack Hamilton (2nd)	Home	Boston Bruins
Feb. 19, 1944	Bud Poile (1st)	Home	Boston Bruins
Mar. 9, 1944	Lorne Carr (2nd)	Road	NY Rangers
Mar. 18, 1944	Bob Davidson (2nd)	Home	Boston Bruins
Oct. 29, 1944	Lorne Carr (3rd)	Road	Chicago Blackhawks
Oct. 29, 1944	Dave Schriener (1st)	Road	Chicago Blackhawks
Dec. 27, 1944	Ted Kennedy (1st)	Road	NY Rangers
Jan. 9, 1945	Ted Kennedy (2nd)	Home	NY Rangers
Feb. 4, 1945	Ted Kennedy (3rd)	Road	Chicago Blackhawks
Nov. 17, 1945	Gaye Stewart (1st)	Home	Detroit Red Wings
Feb. 3, 1946	Billy Taylor (1st)	Road	NY Rangers
Feb. 23, 1946	Gaye Stewart (2nd)	Home	Boston Bruins
Mar. 2, 1946	Dave Schriener (2nd)	Home	Chicago Blackhawks
Mar. 2, 1946	* Syl Apps (3rd)	Home	Chicago Blackhawks
Mar. 16, 1946	Billy Taylor (2nd)	Home	Detroit Red Wings

* Four goal game

** Five goal game

(Number in parenthesis represents hat tricks as a Maple Leaf)

LEAFS ALL-TIME HAT TRICKS

DATE	PLAYER	HOME/ROAD	OPPOSITION
Mar. 17, 1946	Gaye Stewart (3rd)	Road	Detroit Red Wings
Nov. 9, 1946	Syl Apps (4th)	Home	NY Rangers
Nov. 30, 1946	Bill Ezinicki (1st)	Home	Chicago Blackhawks
Jan. 8, 1947	** Howie Meeker (1st)	Home	Chicago Blackhawks
Mar. 8, 1947	Bud Poile (2nd)	Home	Chicago Blackhawks
Dec. 6, 1947	Max Bentley (1st)	Home	Chicago Blackhawks
Dec. 6, 1947	Harry Watson (1st)	Home	Chicago Blackhawks
Mar. 21, 1948	Syl Apps (5th)	Road	Detroit Red Wings
Feb. 6, 1949	Cal Gardner (1st)	Road	Boston Bruins
Oct. 29, 1949	Harry Watson (2nd)	Home	Boston Bruins
Feb. 11, 1951	Tod Sloan (1st)	Road	Chicago Blackhawks
Mar. 15, 1952	Sid Smith (1st)	Home	NY Rangers
Oct. 12, 1952	Ted Kennedy (4th)	Road	Detroit Red Wings
Dec. 8, 1954	Ron Stewart (1st)	Home	Montreal Canadiens
Dec. 15, 1954	Sid Smith (2nd)	Road	Chicago Blackhawks
Feb. 3, 1957	Dick Duff (1st)	Road	Chicago Blackhawks
Mar. 16, 1957	Brian Cullen (1st)	Home	NY Rangers
Mar. 16, 1957	Sid Smith (3rd)	Home	NY Rangers
Oct. 19, 1957	Billy Harris (1st)	Home	Boston Bruins
Oct. 19, 1957	Brian Cullen (2nd)	Home	Boston Bruins
Dec. 1, 1957	Frank Mahovlich (1st)	Road	Chicago Blackhawks
Dec. 25, 1957	Frank Mahovlich (2nd)	Home	Montreal Canadiens
Jan. 25, 1958	Barry Cullen (1st)	Home	NY Rangers
Mar. 15, 1959	George Armstrong (1st)	Road	NY Rangers
Oct. 29, 1960	Frank Mahovlich (3rd)	Road	Chicago Blackhawks
Nov. 5, 1960	* Frank Mahovlich (4th)	Home	NY Rangers
Nov. 12, 1960	Bob Pulford (1st)	Home	Chicago Blackhawks
Dec. 11, 1960	* Frank Mahovlich (5th)	Road	Chicago Blackhawks
Nov. 23, 1961	Red Kelly (1st)	Road	Chicago Blackhawks
Dec. 2, 1961	Billy Harris (2nd)	Home	Chicago Blackhawks
Dec. 16, 1961	George Armstrong (2nd)	Home	NY Rangers
Jan. 6, 1963	Ed Shack (1st)	Road	Chicago Blackhawks
Jan. 31, 1963	Red Kelly (2nd)	Road	Montreal Canadiens
Mar. 21, 1965	Red Kelly (3rd)	Road	NY Rangers
Dec. 18, 1965	Dave Keon (1st)	Home	NY Rangers
Dec. 18, 1965	Bob Pulford (2nd)	Home	NY Rangers
Jan. 15, 1966	Brit Selby (1st)	Home	Boston Bruins
Mar. 5, 1966	Dave Keon (2nd)	Home	Chicago Blackhawks
Dec. 10, 1966	Ron Ellis (1st)	Home	Chicago Blackhawks
Mar. 23, 1967	Pete Stelmowski (1st)	Road	Boston Bruins
Nov. 15, 1967	Mike Walton (1st)	Home	Boston Bruins
Dec. 30, 1967	Frank Mahovlich (6th)	Home	St. Louis Blues
Jan. 13, 1968	Bob Pulford (3rd)	Home	Pittsburgh Penguins
Mar. 17, 1968	Floyd Smith (1st)	Road	Philadelphia Flyers
Dec. 7, 1968	Norm Ullman (1st)	Home	NY Rangers
Jan. 4, 1969	Norm Ullman (2nd)	Home	NY Rangers
Feb. 5, 1969	Ron Ellis (2nd)	Home	Minnesota N. Stars
Jan. 17, 1970	Dave Keon (3rd)	Home	Pittsburgh Penguins
Dec. 2, 1970	Dave Keon (4th)	Home	Los Angeles Kings
Dec. 26, 1970	Paul Henderson (1st)	Home	Philadelphia Flyers
Jan. 9, 1971	Brian Spencer (1st)	Home	Pittsburgh Penguins
Nov. 1, 1971	Ron Ellis (3rd)	Home	Detroit Red Wings
Dec. 25, 1971	Bill MacMillan (1st)	Home	Detroit Red Wings
Dec. 28, 1971	Norm Ullman (3rd)	Road	Pittsburgh Penguins
Feb. 19, 1972	Darryl Sittler (1st)	Home	Buffalo Sabres
Feb. 26, 1972	Paul Henderson (2nd)	Home	Vancouver Canucks
Mar. 24, 1972	Ron Ellis (4th)	Road	Vancouver Canucks
Nov. 25, 1972	Rick Kehoe (1st)	Home	Oakland Seals
Jan. 7, 1974	Darryl Sittler (2nd)	Home	Atlanta Flames
Feb. 28, 1974	Paul Henderson (3rd)	Road	NY Islanders
Mar. 30, 1974	Lanny McDonald (1st)	Home	NY Rangers

* Four goal game

** Five goal game

LEAFS ALL-TIME HAT TRICKS

DATE	PLAYER	HOME/ROAD	OPPOSITION
Nov. 6, 1974	Darryl Sittler (3rd)	Home	Minnesota N. Stars
Nov. 15, 1974	Bill Flett (1st)	Road	Oakland Seals
Nov. 20, 1974	Dave Keon (5th)	Home	Pittsburgh Penguins
Dec. 14, 1974	Ron Ellis (5th)	Home	Atlanta Flames
Dec. 21, 1974	Inge Hammarstrom (1st)	Home	Boston Bruins
Feb. 25, 1975	Claire Alexander (1st)	Road	Minnesota N. Stars
Mar. 5, 1975	Darryl Sittler (4th)	Home	Detroit Red Wings
Mar. 8, 1975	Errol Thompson (1st)	Home	Minnesota N. Stars
Jan. 24, 1976	Errol Thompson (2nd)	Road	Vancouver Canucks
Feb. 7, 1976	*** Darryl Sittler (5th)	Home	Boston Bruins
Feb. 23, 1976	Darryl Sittler (6th)	Home	Atlanta Flames
Mar. 20, 1976	Darryl Sittler (7th)	Home	Washington Capitals
Oct. 16, 1976	Lanny McDonald (2nd)	Home	Philadelphia Flyers
Dec. 1, 1976	Lanny McDonald (3rd)	Home	Los Angeles Kings
Feb. 2, 1977	** Ian Turnbull (1st)	Home	Detroit Red Wings
Feb. 16, 1977	Jack Valiquette (1st)	Road	Cleveland Barons
Feb. 20, 1977	Errol Thompson (3rd)	Road	Chicago Blackhawks
Oct. 22, 1977	Darryl Sittler (8th)	Home	Philadelphia Flyers
Oct. 29, 1977	Lanny McDonald (4th)	Home	Detroit Red Wings
Dec. 16, 1977	Bruce Boudreau (1st)	Road	Minnesota N. Stars
Oct. 14, 1978	Darryl Sittler (9th)	Home	NY Islanders
Dec. 23, 1978	Ron Ellis (6th)	Road	St. Louis Blues
Feb. 17, 1979	Walt McKechnie (1st)	Home	Los Angeles Kings
Mar. 17, 1979	Darryl Sittler (10th)	Home	Minnesota N. Stars
Mar. 31, 1979	Lanny McDonald (5th)	Home	Minnesota N. Stars
Apr. 1, 1979	Lanny McDonald (6th)	Road	Buffalo Sabres
Jan. 12, 1980	Wilf Paiement (1st)	Home	Vancouver Canucks
Jan. 16, 1980	Darryl Sittler (11th)	Road	Pittsburgh Penguins
Feb. 23, 1980	Rocky Saganiuk (1st)	Road	Winnipeg Jets
Mar. 2, 1980	Darryl Sittler (12th)	Road	Detroit Red Wings
Mar. 5, 1980	Darryl Sittler (13th)	Road	Pittsburgh Penguins
Mar. 29, 1980	Wilf Paiement (2nd)	Home	Edmonton Oilers
Oct. 25, 1980	Darryl Sittler (14th)	Road	Los Angeles Kings
Oct. 26, 1980	Darryl Sittler (15th)	Road	Vancouver Canucks
Dec. 15, 1980	Dan Maloney (1st)	Road	Minnesota N. Stars
Dec. 28, 1980	Darryl Sittler (16th)	Road	Chicago Blackhawks
Jan. 17, 1981	Pat Hickey (1st)	Road	Montreal Canadiens
Jan. 24, 1981	Darryl Sittler (17th)	Home	Hartford Whalers
Mar. 14, 1981	Darryl Sittler (18th)	Home	Washington Capitals
Mar. 28, 1981	Wilf Paiement (3rd)	Home	Calgary Flames
Oct. 10, 1981	Borje Salming (1st)	Home	Chicago Blackhawks
Dec. 5, 1981	Bill Derlago (1st)	Home	Washington Capitals
Dec. 19, 1981	Terry Martin (1st)	Road	Winnipeg Jets
Dec. 30, 1981	Terry Martin (2nd)	Home	St. Louis Blues
Jan. 31, 1982	Rick Vaive (1st)	Road	Chicago Blackhawks
Mar. 10, 1982	Terry Martin (3rd)	Home	Chicago Blackhawks
Mar. 17, 1982	Miroslav Frycer (1st)	Home	Quebec Nordiques
Mar. 22, 1982	Rick Vaive (2nd)	Home	Chicago Blackhawks
Dec. 18, 1982	Miroslav Frycer (2nd)	Home	Chicago Blackhawks
Jan. 2, 1983	Rick Vaive (3rd)	Home	Detroit Red Wings
Jan. 12, 1983	John Anderson (1st)	Home	Boston Bruins
Feb. 16, 1983	Dan Daoust (1st)	Home	St. Louis Blues
Oct. 23, 1983	Rick Vaive (4th)	Road	Philadelphia Flyers
Dec. 8, 1983	Rick Vaive (5th)	Road	Hartford Whalers
Dec. 21, 1983	* Rick Vaive (6th)	Home	St. Louis Blues
Jan. 18, 1984	Rick Vaive (7th)	Home	Minnesota N. Stars
Mar. 7, 1984	Jim Korn (1st)	Home	New Jersey Devils
Mar. 12, 1984	Walt Poddubny (1st)	Home	Winnipeg Jets
Oct. 24, 1984	Bill Derlago (2nd)	Home	Detroit Red Wings
Dec. 14, 1984	Bill Derlago (3rd)	Road	Winnipeg Jets

* Four goal game

** Five goal game

*** Six goal game

LEAFS ALL-TIME HAT TRICKS

DATE	PLAYER	HOME/ROAD	OPPOSITION
Mar. 24, 1985	John Anderson (2nd)	Road	Detroit Red Wings
Apr. 3, 1985	Bill Derlago (4th)	Road	Minnesota N. Stars
Oct. 16, 1985	Rick Vaive (8th)	Home	Washington Capitals
Nov. 14, 1985	Rick Vaive (9th)	Home	Boston Bruins
Nov. 16, 1985	Greg Terrion (1st)	Home	Chicago Blackhawks
Nov. 23, 1985	Russ Courtnall (1st)	Home	Detroit Red Wings
Jan. 8, 1986	* Miroslav Frycer (3rd)	Home	Edmonton Oilers
Feb. 13, 1986	Miroslav Frycer (4th)	Road	Chicago Blackhawks
Feb. 25, 1986	Wendel Clark (1st)	Home	NY Rangers
Feb. 28, 1986	Walt Poddubny (2nd)	Road	Detroit Red Wings
Mar. 30, 1986	Miroslav Frycer (5th)	Road	Chicago Blackhawks
Oct. 9, 1986	Tom Fergus (1st)	Home	Montreal Canadiens
Oct. 11, 1986	* Wendel Clark (2nd)	Home	Buffalo Sabres
Nov. 5, 1986	Tom Fergus (2nd)	Home	St. Louis Blues
Nov. 16, 1986	Gary Leeman (1st)	Road	Chicago Blackhawks
Feb. 28, 1987	Rick Vaive (10th)	Home	Vancouver Canucks
Mar. 12, 1988	Peter Ihnacak (1st)	Home	Chicago Blackhawks
Oct. 17, 1988	Vincent Damphousse (1st)	Road	Montreal Canadiens
Nov. 21, 1988	Tom Fergus (3rd)	Home	St. Louis Blues
Feb. 17, 1989	Daniel Marois (1st)	Road	NY Rangers
Mar. 7, 1989	Daniel Marois (2nd)	Road	Quebec Nordiques
Mar. 19, 1989	Gary Leeman (2nd)	Road	Philadelphia Flyers
Mar. 25, 1989	Ed Olczyk (1st)	Home	Detroit Red Wings
Oct. 12, 1989	Wendel Clark (3rd)	Road	Chicago Blackhawks
Dec. 9, 1989	Ed Olczyk (2nd)	Home	Montreal Canadiens
Jan. 6, 1990	Daniel Marois (3rd)	Home	Los Angeles Kings
Jan. 8, 1990	Gary Leeman (3rd)	Home	Washington Capitals
Feb. 23, 1990	Vincent Damphousse (2nd)	Road	Edmonton Oilers
Mar. 8, 1990	Gary Leeman (4th)	Road	Hartford Whalers
Mar. 16, 1990	Vincent Damphousse (3rd)	Road	Buffalo Sabres
Oct. 5, 1991	Wendel Clark (4th)	Home	Detroit Red Wings
Oct. 26, 1991	Mike Bullard (1st)	Home	Detroit Red Wings
Jan. 11, 1992	Wendel Clark (5th)	Road	New Jersey Devils
Mar. 17, 1992	Glenn Anderson (1st)	Home	Quebec Nordiques
Oct. 15, 1993	Doug Gilmour (1st)	Home	Detroit Red Wings
Dec. 1, 1993	Dave Andreychuk (1st)	Home	St. Louis Blues
Feb. 28, 1994	Wendel Clark (6th)	Road	Ottawa Senators
Mar. 4, 1994	Wendel Clark (7th)	Road	Detroit Red Wings
Mar. 9, 1996	Kirk Muller (1st)	Home	Calgary Flames
Nov. 9, 1996	* Wendel Clark (8th)	Home	Edmonton Oilers
Dec. 21, 1996	Mats Sundin (1st)	Road	Colorado Avalanche
Dec. 4, 1997	Derek King (1st)	Road	St. Louis Blues
Nov. 12, 1998	Mats Sundin (2nd)	Road	Chicago Blackhawks
Feb. 10, 1999	Sergei Berezin (1st)	Home	Carolina Hurricanes
Apr. 1, 1999	Sergei Berezin (2nd)	Road	Edmonton Oilers
Apr. 7, 1999	* Yanic Perreault (1st)	Home	Ottawa Senators
Apr. 10, 1999	* Steve Sullivan (1st)	Home	Florida Panthers
Dec. 20, 1999	Nik Antropov (1st)	Road	Florida Panthers
Nov. 18, 2000	Jonas Hoglund (1st)	Road	Montreal Canadiens
Dec. 6, 2001	Gary Roberts (1st)	Road	New York Rangers
Nov. 5, 2002	Alexander Mogilny (1st)	Home	Tampa Bay Lightning
Dec. 23, 2002	Alexander Mogilny (2nd)	Home	Atlanta Thrashers
Oct. 14, 2005	Jeff O'Neill (1st)	Road	Atlanta Thrashers
Apr. 11, 2006	* Mats Sundin (3rd)	Home	Florida Panthers
Oct. 14, 2006	Mats Sundin (4th)	Home	Calgary Flames
Oct. 28, 2006	Tomas Kaberle (1st)	Road	Montreal Canadiens
Dec. 16, 2006	Kyle Wellwood (1st)	Home	NY Rangers
Jan. 4, 2007	Alex Steen (1st)	Road	Boston Bruins
Dec. 6, 2007	Nik Antropov (2nd)	Road	New York Rangers
Jan. 15, 2009	Jason Blake (1st)	Road	Carolina Hurricanes
Apr. 11, 2009	Boyd Devereaux (1st)	Home	Ottawa Senators

* Four goal game

LEAFS ALL-TIME OPPONENTS HAT TRICKS

DATE	PLAYER	HOME/ROAD	OPPOSITION
Jan. 7, 1928	Morenz, Howie	Home	Montreal Canadiens
Mar. 1, 1928	Milks, Hib	Road	Pittsburgh Pirates
Mar. 6, 1928	Hay, George	Road	Detroit Red Wings
Mar. 17, 1928	Morenz, Howie	Home	Montreal Canadiens
Mar. 24, 1928	Stewart, Nels	Home	Montreal Maroons
Jan. 8, 1929	Oliver, Harry	Away	Boston Bruins
Nov. 16, 1929	Gainor, Dutch	Home	Boston Bruins
Nov. 19, 1929	McKinnon, John	Away	Pittsburgh Pirates
Nov. 19, 1929	Milks, Hib	Away	Pittsburgh Pirates
Feb. 27, 1930	Morenz, Howie	Away	Montreal Canadiens
Dec. 25, 1930	Goodfellow, Ebbie	Away	Detroit Red Wings
Feb. 26, 1931	Cook, Bill	Away	New York Rangers
Mar. 21, 1931	Gagne, Art	Away	Ottawa Senators
Dec. 3, 1931	Ward, Jimmy	Away	Montreal Maroons
Feb. 3, 1932	Thompson, Paul	Away	Chicago Blackhawks
Mar. 15, 1932	Barry, Marty	Away	Boston Bruins
Mar. 7, 1933	Ward, Jimmy	Away	Montreal Maroons
Mar. 11, 1933	Lamb, Joe	Home	Boston Bruins
Jan. 25, 1934	Northcott, Baldy	Away	Montreal Maroons
Nov. 9, 1935	Schriner, Sweeney	Home	New York Americans
Dec. 12, 1936	Dillon, Cecil	Home	New York Rangers
Dec. 1, 1939	Sorrell, John	Away	New York Americans
Dec. 11, 1940	Cain, Herb	Home	Boston Bruins
Mar. 17, 1940	Egan, Pat	Away	New York Americans
Feb. 7, 1942	Patrick, Lynn	Home	New York Rangers
Mar. 15, 1942	Chamberlain, Murph	Away	Brooklyn Americans
Nov. 22, 1942	Jackson, Art	Away	Boston Bruins
Dec. 12, 1942	Howe, Syd	Home	Detroit Red Wings
Nov. 27, 1943	Gallinger, Don	Home	Boston Bruins
Dec. 21, 1943	Cowley, Bill	Away	Boston Bruins
Dec. 25, 1943	Aubuchon, Ossie	Home	New York Rangers
Mar. 5, 1944	Richard, Maurice	Away	Montreal Canadiens
Mar. 12, 1944	Bruneteau, Mud	Away	Detroit Red Wings
Nov. 26, 1944	Richard, Maurice	Away	Montreal Canadiens
Jan. 16, 1945	Cain, Herb	Away	Boston Bruins
Jan. 26, 1946	Kaletka, Alex	Home	Chicago Blackhawks
Feb. 27, 1946	Laprade, Edgar	Home	New York Rangers
Nov. 20, 1946	Bauer, Bobby	Away	Boston Bruins
Feb. 15, 1947	Richard, Maurice	Home	Montreal Canadiens
Mar. 5, 1947	Bauer, Bobby	Away	Boston Bruins
Nov. 2, 1947	O'Connor, Buddy	Away	New York Rangers
Mar. 19, 1950	Howe, Gordie	Away	Detroit Red Wings
Feb. 10, 1952	Slowinski, Eddie	Away	New York Rangers
Jan. 11, 1953	Howe, Gordie	Away	Detroit Red Wings
Jan. 7, 1954	Richard, Maurice	Away	Montreal Canadiens
Mar. 3, 1954	Raleigh, Don	Home	New York Rangers
Jan. 20, 1955	Richard, Maurice	Away	Montreal Canadiens
Mar. 13, 1955	Reibel, Earl	Away	Detroit Red Wings
Nov. 07, 1956	Moore, Dickie	Home	Montreal Canadiens
Nov. 17, 1956	McIntyre, Jack	Home	Chicago Blackhawks
Nov. 13, 1956	Beliveau, Jean	Away	Montreal Canadiens
Oct. 17, 1957	Richard, Henri	Away	Montreal Canadiens
Jan. 8, 1958	Henry, Camille	Away	New York Rangers
Mar. 2, 1958	Nesterenko, Eric	Away	Chicago Blackhawks
Nov. 19, 1958	Prentice, Dean	Away	New York Rangers
Dec. 14, 1958	McKenney, Don	Away	Boston Bruins
Feb. 1, 1959	Gendron, Jean-Guy	Away	Boston Bruins
Feb. 11, 1959	Beliveau, Jean	Home	Montreal Canadiens
Feb. 22, 1959	Lindsay, Ted	Away	Chicago Blackhawks
Nov. 1, 1959	Gendron, Jean-Guy	Away	Boston Bruins
Dec. 6, 1959	Bartlett, Jim	Away	New York Rangers
Dec. 20, 1959	Hull, Bobby	Away	Chicago Blackhawks
Feb. 21, 1960	Hull, Bobby	Away	Chicago Blackhawks
Mar. 9, 1960	Geoffrion, Bernie	Home	Montreal Canadiens
Nov. 3, 1960	Beliveau, Jean	Away	Montreal Canadiens
Jan. 4, 1961	Glover, Howie	Home	Detroit Red Wings
Nov. 9, 1961	Provost, Claude	Home	Montreal Canadiens
Nov. 19, 1961	Ingarfield, Earl	Away	New York Rangers
Dec. 3, 1961	Ullman, Norm	Away	Detroit Red Wings
Dec. 23, 1961	Oliver, Murray	Home	Boston Bruins
Dec. 31, 1961	Howe, Gordie	Away	Detroit Red Wings

LEAFS ALL-TIME OPPONENTS HAT TRICKS

201

DATE	PLAYER	HOME/ROAD	OPPOSITION
Nov. 17, 1963	Hull, Bobby	Away	Chicago Blackhawks
Jan. 18, 1964	Hebenton, Andy	Home	Boston Bruins
Jan. 18, 1964	Prentice, Dean	Home	Boston Bruins
Nov. 15, 1964	Hull, Bobby	Away	Chicago Blackhawks
Oct. 23, 1965	Hull, Bobby	Home	Chicago Blackhawks
Nov. 07, 1965	Hull, Bobby	Away	Chicago Blackhawks
Dec. 18, 1965	Ingarfield, Earl	Home	New York Rangers
Jan. 16, 1966	Ullman, Norm	Away	Detroit Red Wings
Oct. 22, 1966	Gilbert, Rod	Home	New York Rangers
Dec. 21, 1966	Cournoyer, Yvan	Away	Montreal Canadiens
Feb. 8, 1967	Ullman, Norm	Home	Detroit Red Wings
Feb. 11, 1967	Hull, Bobby	Home	Chicago Blackhawks
Dec. 20, 1967	Duff, Dick	Away	Montreal Canadiens
Jan. 7, 1968	Ratelle, Jean	Away	New York Rangers
Nov. 24, 1968	Esposito, Phil	Away	Boston Bruins
Feb. 23, 1969	Grant, Danny	Away	Minnesota N. Stars
Mar. 6, 1969	Cournoyer, Yvan	Away	Montreal Canadiens
Mar. 16, 1969	Sanderson, Derek	Away	Boston Bruins
Oct. 22, 1969	Lacroix, Andre	Home	Philadelphia Flyers
Nov. 8, 1969	Lemaire, Jacques	Away	Montreal Canadiens
Nov. 9, 1969	Mikita, Stan	Away	Chicago Blackhawks
Dec. 3, 1969	Cullen, Ray	Away	Minnesota N. Stars
Dec. 11, 1969	Lacroix, Andre	Away	Philadelphia Flyers
Jan. 23, 1970	Ingarfield, Earl	Away	Oakland Seals
Mar. 1, 1970	Collins, Bill	Away	Minnesota N. Stars
Mar. 7, 1970	Collins, Bill	Home	Minnesota N. Stars
Dec. 6, 1970	Martin, Pit	Away	Chicago Blackhawks
Apr. 3, 1971	Carleton, Wayne	Home	Boston Bruins
Nov. 29, 1972	Shack, Eddie	Away	Pittsburgh Penguins
Dec. 10, 1972	Dornhoefer, Gary	Away	Philadelphia Flyers
Jan. 16, 1973	Boudrias, Andre	Away	Vancouver Canucks
Feb. 1, 1973	Esposito, Phil	Away	Boston Bruins
Mar. 4, 1973	MacLeish, Rick	Away	Philadelphia Flyers
Mar. 21, 1973	Corrigan, Mike	Away	Los Angeles Kings
Mar. 25, 1973	Tannahill, Don	Away	Vancouver Canucks
Mar. 31, 1973	Orr, Bobby	Home	Boston Bruins
Nov. 11, 1973	Charron, Guy	Away	Detroit Red Wings
Dec. 11, 1973	Unger, Garry	Away	St. Louis Blues
Feb. 17, 1974	Pappin, Jim	Away	Chicago Blackhawks
Apr. 7, 1974	Cashman, Wayne	Away	Boston Bruins
Dec. 21, 1974	Esposito, Phil	Home	Boston Bruins
Jan. 23, 1975	Widing, Juha	Away	Los Angeles Kings
Feb. 9, 1975	Roberto, Phil	Away	Detroit Red Wings
Feb. 15, 1975	Kehoe, Rick	Home	Pittsburgh Penguins
Mar. 16, 1975	Martin, Rick	Home	Buffalo Sabres
Mar. 16, 1975	Perreault, Gilbert	Home	Buffalo Sabres
Oct. 12, 1975	Gare, Danny	Away	Buffalo Sabres
Nov. 11, 1975	Gould, John	Away	Vancouver Canucks
Jan. 4, 1976	Vadnais, Carol	Away	New York Rangers
Jan. 22, 1976	Murphy, Mike	Away	Los Angeles Kings
Jan. 25, 1976	Merrick, Wayne	Away	California Golden Seals
Feb. 19, 1976	Pronovost, Jean	Away	Pittsburgh Penguins
Mar. 11, 1976	Hodge, Ken	Away	Boston Bruins
Mar. 27, 1976	Martin, Rick	Home	Buffalo Sabres
Apr. 4, 1976	Gare, Danny	Home	Buffalo Sabres
Nov. 21, 1976	Shutt, Steve	Away	Montreal Canadiens
Jan. 5, 1977	Gardner, Paul	Home	Colorado Rockies
Feb. 14, 1977	Robert, Rene	Away	Buffalo Sabres
Feb. 19, 1977	Larouche, Pierre	Home	Pittsburgh Penguins
Nov. 12, 1977	Laffleur, Guy	Away	Montreal Canadiens
Mar. 29, 1978	Plett, Willi	Away	Atlanta Flames
Oct. 14, 1978	Potvin, Denis	Home	New York Islanders
Nov. 4, 1978	Gardner, Paul	Away	Colorado Rockies
Jan. 6, 1979	Bulley, Ted	Home	Chicago Blackhawks
Feb. 3, 1979	Shutt, Steve	Home	Montreal Canadiens
Mar. 15, 1979	Trottier, Bryan	Away	New York Islanders
Oct. 27, 1979	Murphy, Mike	Away	Los Angeles Kings
Dec. 17, 1979	MacAdam, Al	Away	Minnesota N. Stars
Dec. 26, 1979	Charron, Guy	Home	Washington Capitals
Jan. 26, 1980	MacDonald, Blair	Away	Edmonton Oilers
Mar. 15, 1980	Nilsson, Ulf	Home	New York Rangers

LEAFS ALL-TIME OPPONENTS HAT TRICKS

DATE	PLAYER	HOME/ROAD	OPPOSITION
Mar. 25, 1980	Smith, Bobby	Away	Minnesota N. Stars
Mar. 29, 1980	Ashby, Don	Home	Edmonton Oilers
Oct. 11, 1980	Allison, Mike	Home	New York Rangers
Dec. 3, 1980	Kehoe, Rick	Home	Pittsburgh Penguins
Dec. 30, 1980	Babych, Wayne	Away	St. Louis Blues
Jan. 6, 1981	Tonelli, John	Away	New York Islanders
Feb. 5, 1981	Turnbull, Perry	Away	St. Louis Blues
Mar. 4, 1981	Gradin, Thomas	Home	Vancouver Canucks
Mar. 8, 1981	Maruk, Dennis	Away	Washington Capitals
Mar. 19, 1981	Perreault, Gilbert	Away	Buffalo Sabres
Mar. 19, 1981	Savard, Andre	Away	Buffalo Sabres
Nov. 10, 1981	Mulvey, Grant	Home	Chicago Blackhawks
Nov. 17, 1981	Frycer, Miroslav	Away	Quebec Nordiques
Nov. 23, 1981	McKegney, Tony	Away	Buffalo Sabres
Dec. 1, 1981	Secord, Al	Away	Chicago Blackhawks
Dec. 27, 1981	Stoughton, Blaine	Away	Hartford Whalers
Dec. 15, 1982	Lambert, Yvon	Away	Buffalo Sabres
Jan. 25, 1982	Smith, Bobby	Home	Minnesota N. Stars
Feb. 13, 1982	Bulley, Ted	Home	Chicago Blackhawks
Mar. 4, 1982	Bossey, Mike	Away	New York Islanders
Mar. 4, 1982	Potvin, Denis	Away	New York Islanders
Mar. 13, 1982	Hawerchuk, Dale	Home	Winnipeg Jets
Apr. 4, 1982	Kerr, Tim	Away	Philadelphia Flyers
Oct. 26, 1982	Goulet, Michel	Away	Quebec Nordiques
Nov. 20, 1982	Rogers, Mike	Home	New York Rangers
Nov. 18, 1982	Larmer, Steve	Home	Chicago Blackhawks
Feb. 13, 1983	Stoughton, Blaine	Away	Hartford Whalers
Mar. 5, 1983	Kurri, Jari	Home	Edmonton Oilers
Oct. 15, 1983	Savard, Denis	Home	Chicago Blackhawks
Nov. 26, 1983	Broten, Neal	Home	Minnesota N. Stars
Dec. 14, 1983	Hawerchuk, Dale	Home	Winnipeg Jets
Dec. 23, 1983	Ogrodnick, John	Away	Detroit Red Wings
Dec. 23, 1983	Yzerman, Steve	Away	Detroit Red Wings
Feb. 19, 1984	Boldirev, Ivan	Home	Detroit Red Wings
Feb. 25, 1984	Messier, Mark	Away	Edmonton Oilers
Mar. 3, 1984	LaFontaine, Pat	Home	New York Islanders
Apr. 1, 1984	Tucker, John	Away	Buffalo Sabres
Oct. 27, 1984	Gretzky, Wayne	Home	Edmonton Oilers
Dec. 4, 1984	Ogrodnick, John	Away	Detroit Red Wings
Dec. 9, 1984	Savard, Denis	Away	Chicago Blackhawks
Dec. 14, 1984	Hawerchuk, Dale	Away	Winnipeg Jets
Jan. 7, 1985	Francis, Ron	Home	Hartford Whalers
Feb. 14, 1985	Petterson, Jorgen	Away	St. Louis Blues
Feb. 19, 1985	Anderson, Glenn	Home	Edmonton Oilers
Feb. 19, 1985	Kurri, Jari	Home	Edmonton Oilers
Mar. 30, 1985	Yzerman, Steve	Home	Detroit Red Wings
Nov. 3, 1985	Gretzky, Wayne	Away	Edmonton Oilers
Nov. 6, 1985	Flatley, Patrick	Home	New York Islanders
Nov. 20, 1985	Brooke, Bob	Away	New York Rangers
Nov. 26, 1985	Hunter, Mark	Away	St. Louis Blues
Jan. 8, 1986	Gretzky, Wayne	Home	Edmonton Oilers
Feb. 6, 1986	Broten, Neal	Away	Minnesota N. Stars
Feb. 13, 1986	Fraser, Curt	Away	Chicago Blackhawks
Mar. 17, 1986	Fox, Jimmy	Home	Los Angeles Kings
Mar. 20, 1986	Bossey, Mike	Home	New York Islanders
Dec. 12, 1986	Lemieux, Mario	Away	Pittsburgh Penguins
Jan. 7, 1987	Secord, Al	Away	Chicago Blackhawks
Feb. 7, 1987	Neely, Cam	Away	Boston Bruins
Mar. 18, 1987	Savard, Denis	Home	Chicago Blackhawks
Apr. 5, 1987	Savard, Denis	Away	Chicago Blackhawks
Jan. 8, 1988	Thomas, Steve	Away	Chicago Blackhawks
Jan. 15, 1988	Muller, Kirk	Away	New Jersey Devils
Feb. 13, 1988	Craven, Murray	Home	Philadelphia Flyers
Mar. 3, 1988	Neely, Cam	Away	Boston Bruins
Mar. 5, 1988	MacLean, Paul	Home	Winnipeg Jets
Nov. 12, 1988	Tikkanen, Esa	Home	Edmonton Oilers
Nov. 14, 1988	Gagner, Dave	Home	Minnesota N. Stars
Nov. 19, 1988	Anderson, Glenn	Away	Edmonton Oilers
Nov. 25, 1988	Bellows, Brian	Away	Minnesota N. Stars
Dec. 1, 1988	Taylor, Dave	Away	Los Angeles Kings
Dec. 15, 1988	MacLean, John	Away	New Jersey Devils

DATE	PLAYER	HOME/ROAD	OPPOSITION
Dec. 17, 1988	Tocchet, Rick	Home	Philadelphia Flyers
Dec. 21, 1988	Lemieux, Mario	Home	Pittsburgh Penguins
Feb. 13, 1989	Shanahan, Brendan	Away	New Jersey Devils
Feb. 13, 1989	Verbeek, Pat	Away	New Jersey Devils
Feb. 27, 1989	Federko, Bernie	Home	St. Louis Blues
Mar. 1, 1989	Turcotte, Darren	Away	New York Rangers
Mar. 18, 1989	Steen, Thomas	Home	Winnipeg Jets
Oct. 17, 1989	Lemieux, Mario	Away	Pittsburgh Penguins
Dec. 23, 1989	Roenick, Jeremy	Home	Chicago Blackhawks
Dec. 27, 1989	Carson, Jimmy	Home	Detroit Red Wings
Feb. 22, 1990	Mullen, Joe	Away	Calgary Flames
Feb. 22, 1990	Murzyn, Dana	Away	Calgary Flames
Oct. 24, 1990	Hull, Brett	Home	St. Louis Blues
Oct. 25, 1990	Hull, Brett	Away	St. Louis Blues
Nov. 17, 1990	Yzerman, Steve	Home	Detroit Red Wings
Jan. 17, 1991	Cullen, John	Home	Pittsburgh Penguins
Jan. 26, 1991	Wilson, Doug	Away	Chicago Blackhawks
Nov. 6, 1991	Bellows, Brian	Home	Minnesota N. Stars
Dec. 26, 1991	Mullen, Joe	Away	Pittsburgh Penguins
Jan. 3, 1992	Ysebaert, Paul	Away	Detroit Red Wings
Feb. 18, 1992	Mullen, Joe	Away	Pittsburgh Penguins
Nov. 26, 1992	Nolan, Owen	Home	Quebec Nordiques
Jan. 17, 1993	Goulet, Michel	Away	Chicago Blackhawks
Oct. 30, 1993	Damphousse, Vincent	Away	Montreal Canadiens
Nov. 15, 1993	Corson, Shayne	Home	Edmonton Oilers
Feb. 1, 1994	Hull, Brett	Away	St. Louis Blues
Mar. 7, 1994	Duchesne, Steve	Home	St. Louis Blues
Mar. 20, 1994	Reichel, Robert	Home	Calgary Flames
Feb. 4, 1995	Titov, German	Away	Calgary Flames
Apr. 22, 1995	Harvey, Todd	Away	Dallas Stars
Oct. 8, 1996	Smyth, Ryan	Home	Edmonton Oilers
Oct. 12, 1996	Gratton, Chris	Home	Tampa Bay Lightning
Nov. 27, 1996	Shanahan, Brendan	Away	Detroit Red Wings
Feb. 19, 1997	Czerkawski, Mariusz	Away	Edmonton Oilers
Mar. 19, 1997	Lindros, Eric	Home	Philadelphia Flyers
Oct. 22, 1997	McEachern, Shawn	Home	Ottawa Senators
Dec. 27, 1997	Maltby, Kirk	Home	Detroit Red Wings
Apr. 9, 1998	Roberts, Gary	Away	Carolina Hurricanes
Oct. 31, 1998	Sanderson, Geoff	Home	Buffalo Sabres
Dec. 23, 1998	Modano, Mike	Home	Dallas Stars
Dec. 9, 1999	Lindros, Eric	Away	Philadelphia Flyers
Jan. 8, 2000	Nedved, Petr	Home	New York Rangers
Feb. 1, 2001	Bondra, Peter	Away	Washington Capitals
Mar. 17, 2001	Bure, Pavel	Away	Florida Panthers
Oct. 18, 2001	Naslund, Markus	Away	Vancouver Canucks
Nov. 9, 2001	Elias, Patrik	Away	New Jersey Devils
Nov. 27, 2001	Kapanen, Sami	Home	Carolina Hurricanes
Jan. 13, 2003	Nedved, Petr	Away	New York Rangers
Mar. 20, 2003	Wright, Tyler	Away	Columbus Blue Jackets
Oct. 29, 2005	Heatley, Dany	Home	Ottawa Senators
Dec. 31, 2005	Gomez, Scott	Away	New Jersey Devils
Mar. 3, 2006	Roy, Derek	Away	Buffalo Sabres
Apr. 11, 2006	Nieuwendyk, Joe	Home	Florida Panthers
Apr. 12, 2006	Gionta, Brian	Away	New Jersey Devils
Oct. 26, 2006	Heatley, Dany	Away	Ottawa Senators
Nov. 30, 2006	Hossa, Marian	Away	Atlanta Thrashers
Jan. 20, 2007	Recchi, Mark	Away	Pittsburgh Penguins
Feb. 10, 2007	Staal, Jordan	Home	Pittsburgh Penguins
Apr. 7, 2007	Ryder, Michael	Home	Montreal Canadiens
Jan. 3, 2008	Evgeni Malkin	Road	Pittsburgh Penguins
Feb. 5, 2008	Richard Zednik	Home	Florida Panthers
Apr. 3, 2008	Antoine Vermette	Home	Ottawa Senators
Nov. 6, 2008	Blake Wheeler	Road	Boston Bruins
Dec. 4, 2008	Martin Hanzal	Road	Phoenix Coyotes
Dec. 18, 2008	David Krejci	Road	Boston Bruins
Dec. 23, 2008	James Neal	Home	Dallas Stars
Feb. 4, 2009	Thomas Vanek	Road	Buffalo Sabres
Mar. 14, 2009	Olli Jokinen	Home	Calgary Flames
Apr. 3, 2009	Jeff Carter	Road	Philadelphia Flyers

LEAFS ALL-TIME PENALTY SHOTS

PENALTY SHOTS FOR

DATE	LEAFS SHOOTER	GOALTENDER	HOME/ROAD	RESULT
Dec. 11, 1934	Charlie Conacher	Andy Aitkenhead (New York Rangers)	Road	Unsuccessful
Dec. 22, 1934	Charlie Conacher	Lorne Chabot (Blackhawks)	Home	Unsuccessful
Mar. 2, 1935	Charlie Conacher	Roy Worters (Americans)	Home	Unsuccessful
Feb. 8, 1936	Charlie Conacher	Roy Worters (Americans)	Home	Successful
Nov. 14, 1936	King Clancy	Mike Karakas (Blackhawks)	Home	Successful
Dec. 18, 1937	Gord Drillon	Earl Robertson (Americans)	Home	Unsuccessful
Nov. 29, 1941	Sweeney Schriner	Earl Robertson (Americans)	Home	Successful
Mar. 7, 1942	Bob Goldham	Jim Henry (Rangers)	Home	Successful
Nov. 19, 1942	Bud Poile	Steve Buzinski (Rangers)	Road	Successful
Feb. 28, 1943	Billy Taylor	Paul Bibeaault (Canadiens)	Road	Successful
Feb. 19, 1944	Jackie Hamilton	Bert Gardiner (Bruins)	Home	Successful
Mar. 6, 1946	Syl Apps	Mike Karakas (Blackhawks)	Road	Successful
Jan. 3, 1948	Max Bentley	Bill Durnan (Canadiens)	Home	Unsuccessful
Mar. 1, 1950	Bill Barilko	Jack Gelineau (Bruins)	Road	Successful
Feb. 17, 1951	Tod Sloan	Chuck Rayner (Rangers)	Home	Unsuccessful
Jan. 3, 1962	Dave Keon	Jacques Plante (Canadiens)	Home	Unsuccessful
Feb. 7, 1962	Ron Stewart	Bruce Gamble (Bruins)	Home	Unsuccessful
Jan. 31, 1963	Red Kelly	Jacques Plante (Canadiens)	Road	Successful
Jan. 4, 1964	Don McKenney	Eddie Johnston (Bruins)	Home	Unsuccessful
Nov. 23, 1966	Frank Mahovlich	Glenn Hall (Blackhawks)	Home	Successful
Feb. 8, 1967	Pete Stelmowski	Roger Crozier (Red Wings)	Home	Unsuccessful
Nov. 5, 1967	Bob Pulford	Gerry Cheevers (Bruins)	Road	Unsuccessful
Mar. 9, 1968	Mike Walton	Roger Crozier (Red Wings)	Home	Successful
Mar. 10, 1968	Mike Walton	Jack Norris (Blackhawks)	Road	Unsuccessful
Jan. 22, 1970	Norm Ullman	Wayne Rutledge (Kings)	Road	Unsuccessful
Oct. 20, 1971	Paul Henderson	Roger Crozier (Sabres)	Home	Unsuccessful
Oct. 20, 1973	Paul Henderson	Gilles Villemure (NVR)	Home	Unsuccessful
Nov. 20, 1974	Dave Keon	Gary Inness (Penguins)	Home	Successful
Mar. 12, 1977	Lanny McDonald	Jim Rutherford (Red Wings)	Home	Unsuccessful
Oct. 28, 1978	Lanny McDonald	Gilles Gilbert (Bruins)	Home	Successful
Jan. 3, 1979	Dan Maloney	Dan Bouchard (Flames)	Home	Unsuccessful
Oct. 14, 1979	Lanny McDonald	Pete Peeters (Flyers)	Road	Successful
Oct. 9, 1982	Terry Martin	Glenn Resch (Devils)	Home	Unsuccessful
Oct. 15, 1983	Greg Terrion	Tony Esposito (Blackhawks)	Home	Successful
Jan. 14, 1984	Greg Terrion	Murray Bannerman (Blackhawks)	Home	Successful
Jan. 1, 1986	Dan Daoust	Patrick Roy (Canadiens)	Home	Unsuccessful
Dec. 4, 1986	Rick Vaive	Darren Eliot (Kings)	Road	Successful
Mar. 10, 1990	Tom Kurvers	Bill Ranford (Oilers)	Home	Unsuccessful
Nov. 4, 1990	Gary Leeman	Pete Peeters (Flyers)	Home	Unsuccessful
Nov. 24, 1993	Wendel Clark	Trevor Kidd (Flames)	Road	Successful
Mar. 4, 1994	Peter Zezel	Chris Osgood (Red Wings)	Road	Unsuccessful
Mar. 15, 1995	Mats Sundin	Arturs Irbe (Sharks)	Road	Successful
Apr. 8, 1995	Dave Andreychuk	Tim Cheveldae (Jets)	Home	Unsuccessful
Mar. 8, 1996	Wayne Presley	Sean Burke (Whalers)	Road	Unsuccessful
Jan. 10, 1998	Mats Sundin	Andrei Trefilov (Blackhawks)	Home	Unsuccessful
Feb. 7, 1998	Derek King	John Vanbiesbrouck (Panthers)	Home	Successful
Mar. 6, 1999	Steve Sullivan	Ron Tugnutt (Senators)	Road	Unsuccessful
Feb. 14, 2000	Kevyn Adams	Arturs Irbe (Hurricanes)	Home	Unsuccessful
Dec. 20, 2000	Gary Roberts	Mike Dunham (Predators)	Home	Unsuccessful
Feb. 23, 2003	Robert Reichel	Tomas Vokoun (Predators)	Home	Unsuccessful
Feb. 26, 2003	Mats Sundin	Garth Snow (Islanders)	Home	Unsuccessful
Mar. 19, 2006	Chad Kilger	Marc-Andre Fleury (Penguins)	Road	Successful
Oct. 4, 2006	Mats Sundin	Martin Gerber (Senators)	Home	Successful
Dec. 15, 2006	John Pohl	Cam Ward (Hurricanes)	Road	Unsuccessful
Dec. 23, 2006	Mats Sundin	Olaf Kolzig (Washington)	Home	Successful
Dec. 26, 2006	John Pohl	Manny Fernandez (Minnesota)	Home	Successful
Nov. 22, 2008	Matt Stajan	Nikolai Khabibulin (Blackhawks)	Home	Unsuccessful
Jan. 1, 2009	Niklas Hagman	Ryan Miller (Sabres)	Home	Unsuccessful

OVERALL:

Leafs have scored 25 goals in 58 penalty shot opportunities (43.1%).

*A successful penalty shot denotes that a goal was scored.

LEAFS ALL-TIME PENALTY SHOTS

PENALTY SHOTS AGAINST

DATE	OPPOSITION SHOOTER	GOALTENDER	HOME/ROAD	RESULT
Nov. 10, 1934	Armand Mondou (Canadiens)	George Hainsworth	Home	Unsuccessful
Dec. 8, 1934	Bun Cook (Rangers)	George Hainsworth	Home	Unsuccessful
Jan. 8, 1935	Eddie Shore (Bruins)	George Hainsworth	Road	Unsuccessful
Jan. 19, 1935	Glenn Brydson (Eagles)	George Hainsworth	Home	Unsuccessful
Jan. 31, 1935	Bert Connelly (Rangers)	George Hainsworth	Home	Unsuccessful
Mar. 9, 1935	Babe Siebert (Bruins)	George Hainsworth	Home	Unsuccessful
Nov. 19, 1935	Jean Pusie (Canadiens)	George Hainsworth	Road	Unsuccessful
Jan. 16, 1936	Bert Connelly (Rangers)	George Hainsworth	Road	Successful
Jan. 18, 1936	Babe Siebert (Bruins)	George Hainsworth	Home	Successful
Jan. 7, 1941	Tony Demers (Canadiens)	Turk Broda	Road	Unsuccessful
Jan. 12, 1946	Carl Liscombe (Red Wings)	Frank McCool	Home	Unsuccessful
Dec. 4, 1948	Jim Conacher (Blackhawks)	Turk Broda	Home	Unsuccessful
Jan. 19, 1950	Maurice Richard (Canadiens)	Turk Broda	Road	Successful
Oct. 17, 1954	Joe Klukay (Bruins)	Harry Lumley	Road	Unsuccessful
Dec. 31, 1961	Gordie Howe (Red Wings)	Johnny Bower	Road	Successful
Jan. 20, 1962	Wayne Connelly (Bruins)	Johnny Bower	Home	Successful
Dec. 8, 1963	Claude Laforge (Red Wings)	Don Simmons	Road	Successful
Dec. 28, 1963	Tom Williams (Bruins)	Johnny Bower	Home	Unsuccessful
Dec. 12, 1964	John Bucyk (Bruins)	Terry Sawchuk	Home	Successful
Mar. 24, 1965	Yvon Cournoyer (Canadiens)	Johnny Bower	Home	Unsuccessful
Nov. 5, 1966	Bob Nevin (Rangers)	Terry Sawchuk	Home	Successful
Nov. 27, 1971	Jim Pappin (Blackhawks)	Bernie Parent	Home	Unsuccessful
Feb. 9, 1972	Syl Apps (Penguins)	Bernie Parent	Home	Successful
Mar. 25, 1972	Paul Curtis (Kings)	Bernie Parent	Road	Unsuccessful
Feb. 16, 1974	Bob Leiter (Flames)	Dunc Wilson	Home	Successful
Mar. 8, 1975	Dennis Hextall (North Stars)	Gord McRae	Home	Successful
Mar. 9, 1975	Nelson Pyatt (Capitals)	Gord McRae	Road	Successful
Jan. 11, 1978	Steve Jensen (North Stars)	Mike Palmatteer	Road	Unsuccessful
Apr. 1, 1978	Gilbert Perreault (Sabres)	Mike Palmatteer	Home	Unsuccessful
Jan. 30, 1980	Mike Foligno (Red Wings)	Paul Harrison	Home	Successful
Mar. 29, 1980	Stan Weir (Oilers)	Mike Palmatteer	Home	Successful
Jan. 16, 1982	Wayne Gretzky (Oilers)	Michel Larocque	Home	Unsuccessful
Oct. 15, 1983	Rick Paterson (Blackhawks)	Mike Palmatteer	Home	Unsuccessful
Oct. 26, 1983	Ken Linseman (Oilers)	Rick St. Croix	Home	Unsuccessful
Dec. 26, 1984	John Tucker (Sabres)	Rick St. Croix	Road	Unsuccessful
Jan. 2, 1985	Warren Young (Penguins)	Tim Bernhardt	Home	Successful
Mar. 6, 1986	Dave Poulin (Flyers)	Don Edwards	Road	Unsuccessful
Dec. 7, 1986	Rick Meagher (Blues)	Ken Wregget	Road	Successful
Dec. 23, 1986	Dennis Maruk (North Stars)	Allan Bester	Road	Unsuccessful
Nov. 15, 1987	Christian Ruutu (Sabres)	Ken Wregget	Road	Unsuccessful
Mar. 15, 1988	Lane Lambert (Nordiques)	Ken Wregget	Road	Unsuccessful
Nov. 26, 1988	Dino Ciccarelli (North Stars)	Allan Bester	Home	Unsuccessful
Dec. 12, 1988	Joe Nieuwendyk (Flames)	Jeff Reese	Home	Unsuccessful
Dec. 29, 1988	Michel Goulet (Nordiques)	Allan Bester	Road	Unsuccessful
Jan. 9, 1989	Greg Adams (Canucks)	Allan Bester	Home	Unsuccessful
Feb. 22, 1989	Hakan Loob (Flames)	Jeff Reese	Road	Unsuccessful
Mar. 7, 1989	Anton Stastny (Nordiques)	Allan Bester	Road	Unsuccessful
Jan. 5, 1991	Wayne Gretzky (Kings)	Peter Ing	Home	Unsuccessful
Jan. 3, 1992	Steve Yzerman (Red Wings)	Grant Fuhr	Road	Successful
Oct. 22, 1992	Brian Bradley (Lightning)	Felix Potvin	Road	Unsuccessful
Dec. 11, 1992	Theoren Fleury (Flames)	Rick Wamsley	Home	Successful
Dec. 27, 1992	Brendan Shanahan (Blues)	Grant Fuhr	Road	Unsuccessful
Nov. 20, 1993	Scott Pearson (Oilers)	Damian Rhodes	Road	Unsuccessful
Mar. 21, 1995	Geoff Courttnall (Canucks)	Damian Rhodes	Road	Unsuccessful
Nov. 21, 1996	Donald Audette (Sabres)	Felix Potvin	Road	Unsuccessful
Nov. 18, 1998	Adam Oates (Capitals)	Curtis Joseph	Road	Successful
Mar. 17, 1999	Landon Wilson (Bruins)	Curtis Joseph	Home	Unsuccessful
Apr. 1, 2000	Ulf Dahlen (Capitals)	Curtis Joseph	Road	Unsuccessful
Oct. 11, 2000	Brad Isbister (Islanders)	Glenn Healy	Home	Unsuccessful
Oct. 18, 2001	Markus Naslund (Canucks)	Curtis Joseph	Road	Successful
Oct. 30, 2001	Vincent Lecavalier (Lightning)	Curtis Joseph	Road	Unsuccessful
Nov. 6, 2001	Joe Sacco (Capitals)	Curtis Joseph	Home	Unsuccessful
Dec. 1, 2001	Kyle Calder (Blackhawks)	Curtis Joseph	Home	Unsuccessful
Jan. 22, 2002	Jarome Iginla (Flames)	Curtis Joseph	Road	Unsuccessful
Dec. 28, 2002	Mike Comrie (Oilers)	Ed Belfour	Road	Unsuccessful
Nov. 15, 2003	Marco Sturm (Sharks)	Mikael Telqvist	Road	Unsuccessful
Dec. 31, 2005	Scott Gomez (Devils)	Ed Belfour	Road	Successful
Feb. 4, 2006	Viktor Kozlov (Devils)	Ed Belfour	Home	Unsuccessful
Jan. 20, 2007	Jarkko Ruutu (Penguins)	Andrew Raycroft	Road	Successful
Jan. 30, 2007	Eric Belanger (Hurricanes)	Andrew Raycroft	Road	Unsuccessful
Feb. 17, 2007	Marc-Antoine Pouliot (Oilers)	Andrew Raycroft	Home	Successful
Mar. 29, 2008	Chris Higgins (Canadiens)	Vesa Toskala	Home	Unsuccessful
Feb. 26, 2009	Sean Bergenheim (Islanders)	Vesa Toskala	Road	Unsuccessful
Apr. 4, 2009	Guillaume Latendresse (Canadiens)	Martin Gerber	Home	Unsuccessful

OVERALL:

Opposition has scored 23 goals in 74 opportunities (31%).

*A successful penalty shot denotes that a goal was scored.

LEAFS GAME-BY-GAME OVERTIME RESULTS

YEAR-BY-YEAR OVERTIME RECORDS:

1983-84: 1-3-9	1989-90: 3-4-4	1995-96: 4-2-12	2002-03: 7-3-7
1984-85: 5-2-8	1990-91: 4-2-11	1996-97: 1-1-8	2003-04: 4-3-10
1985-86: 4-6-7	1991-92: 4-0-7	1997-98: 1-0-9	2004-05: 0-0-0*
1986-87: 3-4-6	1992-93: 1-1-11	1998-99: 6-1-7	2005-06: 10-8**
1987-88: 1-2-10	1993-94: 4-1-12	1999-00: 7-3-7	2006-07: 8-11**
1988-89: 1-4-6	1994-95: 0-0-8	2000-01: 3-5-11	2007-08: 8-11**
*Did not play due to work stoppage		2001-02: 3-4-10	2008-09: 10-13**

ALL-TIME OVERTIME RECORD:

OVERALL: 103-94-180

HOME: 54W, 42L

ROAD: 49W, 52L

**Records include shootout, which was implemented in 2005-06

ALL-TIME RECORD FOR GAMES DECIDED IN OVERTIME:

SEASON	DATE	OPPONENT	RESULT	GWG	GOALTENDERS
1983-84	Nov. 26, 1983	vs. MIN	L-7-6	Broten	Palmateer/Beaupre
	Jan. 12, 1984	@ MIN	L-5-4	McCarthy	Bester/ Meloche
	Mar. 10, 1984	vs. DET	W-4-3	GAVIN	Bester/ Micallef
1984-85	Mar. 12, 1984	vs. WPG	L-8-7	MacLean	Bester/ Soetaert
	Oct. 11, 1984	@ MIN	W-1-0	FRYCER	Bester/ Beaupre
	Oct. 13, 1984	vs. BUF	W-4-3	BENNING	Wregget/ Barrasso
	Oct. 31, 1984	@ StL	L-6-5	Sutter	Wregget/ Liut
	Feb. 10, 1985	vs. MTL	W-3-2	VAIVE	Bernhardt/ Penny
1985-86	Feb. 17, 1985	@ HFD	W-5-4	DAOUST	Wregget/ Weeks
	Feb. 25, 1985	vs. CHI	L-5-4	D. Wilson	Bernhardt/ Bannerman
	Mar. 18, 1985	vs. StL	W-4-3	ANDERSON	Bernhardt/ Wamsley
	Oct. 16, 1985	vs. WSH	L-6-5	Duchesne	Bernhardt/ Jensen
	Nov. 12, 1985	@ StL	L-4-3	Mullen	Bernhardt/ Wamsley
	Nov. 30, 1985	vs. BUF	W-3-2	THOMAS	Edwards/ Puppa
	Jan. 25, 1986	@ MTL	L-3-2	Smith	Bernhardt/ Roy
	Feb. 6, 1986	@ MIN	L-8-7	Rouse	Edwards/ Beaupre
	Feb. 8, 1986	vs. StL	W-3-2	COURTNALL	Wregget/ Wamsley
	Feb. 13, 1986	@ CHI	L-5-4	Fraser	Wregget/ Sauve
1986-87	Feb. 20, 1986	@ CGY	W-7-6	FERGUS	Wregget/ Lemelin
	Mar. 15, 1986	vs. PHI	L-6-5	Crossman	Edwards/ Froese
	Mar. 30, 1986	@ CHI	W-5-4	FRYCER	Wregget/ Sauve
	Dec. 13, 1986	vs. PIT	W-3-2	THOMAS	Bester/ Romano
	Dec. 17, 1986	@ NJ	L-3-2	Sullivan	Wregget/ Chevrier
	Dec. 19, 1986	vs. MIN	L-6-5	Broten	Wregget/ Takko
	Dec. 20, 1986	vs. BUF	W-5-4	THOMAS	Bester/ Cloutier
	Dec. 23, 1986	@ MIN	W-4-3	VAIVE	Wregget/ Takko
	Jan. 26, 1987	vs. CGY	L-6-5	Patterson	Bester/ Lemelin
	Mar. 9, 1987	@ StL	L-3-2	Paslawski	Wregget/ Wamsley
1987-88	Dec. 1, 1987	@ MIN	L-3-2	Bellows	Wregget/ Beaupre
	Dec. 7, 1987	vs. DET	W-5-4	COURTNALL	Bester/ Hanlon
	Mar. 26, 1988	@ StL	L-3-2	Paslawski	Wregget/ Millen
1988-89	Jan. 25, 1989	vs. BOS	L-2-1	Brickley	Wregget/ Lemelin
	Feb. 22, 1989	@ CGY	W-4-3	LEEMAN	Reese/ Wamsley
	Feb. 23, 1989	@ VAN	L-2-1	Sandlak	Bester/ McLean
	Apr. 1, 1989	@ StL	L-4-3	G. Cavallini	Bester/ Millen (EN)
	Apr. 2, 1989	@ CHI	L-4-3	Murray	Bester/ Chevier
1989-90	Oct. 27, 1989	@ BUF	L-6-5	Turgeon	Laforest/ Malarchuk
	Nov. 18, 1989	@ MTL	L-4-3	Naslund	Bester/ Roy
	Nov. 29, 1989	@ VAN	W-3-2	DAMPHOUSSE	Leforest/ McLean
	Dec. 30, 1989	@ BOS	W-7-6	CLARK	Bester/ Moog
	Mar. 2, 1990	@ DET	L-3-2	Yzerman	Reese/ Chevaldae
1990-91	Mar. 7, 1990	vs. WPG	L-5-4	Taglianetti	Laforest/ Essensa
	Mar. 24, 1990	@ QUE	W-4-3	OSBORNE	Reese/ Tugnuttt
	Nov. 27, 1990	@ StL	W-4-3	CLARK	Ing/ Joseph
	Dec. 6, 1990	@ MIN	W-2-1	RAMAGE	Ing/ Casey
	Jan. 17, 1991	vs. PIT	L-6-5	Young	Ing/ Barasso
1991-92	Feb. 4, 1991	vs. StL	W-6-5	HANNAN	Ing/ Joseph
	Feb. 25, 1991	@ DET	L-5-4	Racine	Reese/ Chevaldae
	Mar. 16, 1991	vs. MIN	W-4-3	PETIT	Ing/ Hayward
	Jan. 6, 1992	vs. StL	W-3-2	ELLETT	Fuhr/ Joseph
	Feb. 5, 1992	vs. MIN	W-3-2	CLARK	Fuhr/ Casey
1992-93	Feb. 29, 1992	vs. CHI	W-6-5	CLARK	Fuhr/ Belfour
	Mar. 17, 1992	vs. QUE	W-4-3	ANDERSON	Fuhr/ Fiset
	Nov. 26, 1992	vs. QUE	L-5-4	Nolan	Potvin/ Hextall
1993-94	Apr. 13, 1993	vs. StL	W-2-1	ZEZEL	Potvin/ Joseph
	Oct. 21, 1993	@ FLA	W-4-3	PEARSON	Rhodes/ Vansbrbk.
	Jan. 13, 1994	vs. DAL	W-4-3	ANDERSON	Potvin/ Wakaluk
1994-95	Feb. 15, 1994	vs. DET	W-5-4	CLARK	Potvin/ Chevaldae
	Mar. 4, 1994	@ DET	W-6-5	CLARK	Potvin/ Osgood
	Mar. 28, 1994	@ VAN	L-3-2	Craven	Potvin/ Whitmore
1995-96	No Overtime Scoring				
	Oct. 20, 1995	vs. CGY	W-4-3	CRAIG	Potvin/ Tabaracci
	Nov. 16, 1995	@ TB	W-5-4	HOGUE	Potvin/ Puppa
	Dec. 17, 1995	@ ANA	W-3-2	ANDREYCHUK	Rhodes/ Shtalenkov
	Dec. 30, 1995	@ StL	W-4-3	SUNDIN	Potvin/ Fuhr
	Feb. 21, 1996	vs. TB	L-3-2	Bellows	Potvin/ Puppa
	Mar. 20, 1996	vs. DET	L-4-3	McCarty	Beaupre/ Osgood
	Jan. 7, 1997	@ CGY	L-4-3	Gagner	Potvin/ Kidd
	Jan. 24, 1997	@ CHI	W-2-1	MULLER	Potvin/ Hackett
	Mar. 28, 1998	vs. NYI	W-4-3	COTE	Potvin/ Salo
1998-99	Nov. 28, 1998	vs. OTT	W-3-2	D. KING	Joseph/ Dafoe
	Dec. 5, 1998	@ MTL	W-4-3	KABERLE	Joseph/ Hackett

LEAFS GAME-BY-GAME OVERTIME RESULTS

	Jan. 4, 1999	vs. TB	W-5-4	MODIN	Joseph/ Ranford
	Feb. 17, 1999	@ BUF	W-3-2	SUNDIN	Healy/ Hasek
	Feb. 20, 1999	vs. MTL	W-3-2	THOMAS	Joseph/ Hackett
	Mar. 8, 1999	@ NYR	L-3-2	Nedved	Healy/ Richter
1999-00	Apr. 14, 1999	vs. NYI	W-3-2	BERARD	Joseph/ Potvin
	Nov. 11, 1999	@ BOS	L-4-3	Axelsson	Joseph/ Dafeo
	Nov. 20, 1999	vs. NYR	W-4-3	KOROLEV	Joseph/ Richter
	Nov. 26, 1999	@ PHI	L-3-2	Recchi	Healy/ Boucher
	Dec. 4, 1999	vs. PIT	W-3-2	SUNDIN	Joseph/ Barrasso
	Dec. 6, 1999	vs. BUF	W-3-2	THOMAS	Joseph/ Roloson
	Jan. 5, 2000	@ NYR	L-3-2	Graves	Joseph/ Richter
	Jan. 14, 2000	@ EDM	W-3-2	SUNDIN	Joseph/ Salo
	Jan. 17, 2000	@ VAN	W-5-4	THOMAS	Joseph/ Potvin
	Mar. 6, 2000	@ VAN	W-6-5	SUNDIN	Healy/ Snow
	Mar. 16, 2000	@ DET	W-4-3	SUNDIN	Joseph/ Osgood
2000-01	Oct. 28, 2000	@ BOS	W-2-1	SUNDIN	Joseph/ Raycroft
	Nov. 15, 2000	vs. PHI	L-2-1	Recchi	Joseph/ Cechmanek
	Nov. 29, 2000	vs. STL	L-6-5	Hecht	Joseph/ Johnson
	Dec. 16, 2000	vs. CGY	L-6-5	Bure	Joseph/ Vernon
	Jan. 18, 2001	@ NYR	L-2-1	Leetch	Joseph/ Richter
	Jan. 25, 2001	@ ATL	W-2-1	MCCABE	Healy/ Hnilicka
	Mar. 1, 2001	@ WSH	W-3-2	ROBERTS	Joseph/ Kolzig
	Mar. 3, 2001	vs. OTT	L-3-2	Yashin	Joseph/ Lalime
2001-02	Oct. 25, 2001	@ BOS	L-2-1	Thornton	Schwab/ Dafeo
	Nov. 9, 2001	@ NJ	L-3-2	Elias	Joseph/ Brodeur
	Nov. 17, 2001	@ OTT	L-2-1	Rachunek	Joseph/ Lalime
	Dec. 13, 2001	@ STL	W-4-3	SUNDIN	Joseph/ Johnson
	Jan. 17, 2002	@ NSH	L-3-2	Johnson	Schwab/ Dunham
	Mar. 19, 2002	vs. NYI	W-3-2	CROSS	Schwab/ Osgood
2002-03	Apr. 1, 2002	@ DET	W-5-4	SUNDIN	Schwab/ Legace
	Nov. 12, 2002	vs. LA	W-4-3	SUNDIN	Belfour/ Storr
	Dec. 3, 2002	vs. TB	W-4-3	PILAR	Belfour/ Khabibulin
	Dec. 28, 2002	@ EDM	L-3-2	Marchant	Belfour/ Salo
	Jan. 18, 2003	@ MTL	W-3-2	ANTROPOV	Tellqvist/ Theodore
	Feb. 6, 2003	@ TB	W-3-2	ANTROPOV	Kidd/ Khabibulin
	Mar. 13, 2003	@ CGY	L-4-3	Clark	Kidd/ Turek
	Mar. 20, 2003	@ CLB	L-4-3	Wright	Kidd/ Denis
	Mar. 22, 2003	vs. BUF	W-3-2	MCCABE	Belfour/ Norenen
	Mar. 29, 2003	vs. WSH	W-4-3	SUNDIN	Belfour/ Charpentier
2003-04	Apr. 1, 2003	@ NJ	W-3-2	KABERLE	Belfour/ Brodeur
	Oct. 27, 2003	vs. ATL	L-2-3	Savard	Belfour/ Nurminen
	Nov. 18, 2003	@ CGY	L-2-3	Lydman	Belfour/ McLennan
	Dec. 9, 2003	vs. STL	L-2-3	Pronger	Belfour/ Osgood
	Dec. 26, 2003	@ NYR	W-6-5	SUNDIN	Belfour/ Markannen
	Feb. 5, 2004	@ OTT	W-5-4	NOLAN	Kidd/ Lalime
	Feb. 19, 2004	@ CAR	W-2-1	TUCKER	Tellqvist/ Weekes
	Mar. 15, 2004	@ BUF	W-6-5	KABERLE	Kidd/ Biron
2004-05	Did not play due to work stoppage				
2005-06	Oct. 20, 2005	vs. CAR	W-5-4	KLEE	Belfour/ Ward
	Nov. 12, 2005	@ MTL	W-5-4	O'NEILL	Belfour/ Theodore
	Nov. 26, 2005	vs. MTL	W-4-3	SUNDIN	Belfour/ Theodore
	Dec. 27, 2005	@ PIT	W-3-2	KABERLE	Tellqvist/ Fleury
	Jan. 2, 2006	vs. PIT	W-3-2	MCCABE	Belfour/ Thibault
	Jan. 28, 2006	vs. MTL	L-3-4	Koivu	Tellqvist/ Theodore
	Apr. 11, 2006	vs. FLA	W-6-5	KABERLE	Aubin/ McLennan
	Apr. 13, 2006	@ NYI	W-4-3	STAJAN	Aubin/ Snow
	*Eric Lindros, Mats Sundin and Darcy Tucker each earned shootout game winning goals in 2005-06.				
2006-07	Oct. 14, 2006	vs. CGY	W-5-4	SUNDIN	Raycroft/ Kiprusoff
	Oct. 28, 2006	@ MTL	W-5-4	WELLWOOD	Aubin/ Aebischer
	Nov. 16, 2006	@ BOS	L-1-2	Bergeron	Aubin/ Thomas
	Dec. 30, 2006	vs. OTT	L-2-3	Phillips	Raycroft/ Emery
	Feb. 10, 2007	vs. PIT	L-5-6	Staal	Raycroft/ Fleury
	Mar. 10, 2007	vs. OTT	W-4-3	TUCKER	Raycroft/ Emery
	Mar. 29, 2007	@ ATL	L-2-3	Kozlov	Raycroft/ Hedberg
	Mar. 31, 2007	vs. PIT	W-5-4	KABERLE	Raycroft/ Thibault, Fleury
	Apr. 3, 2007	vs. PHI	W-3-2	MCCABE	Raycroft/ Biron
	*Mats Sundin, John Pohl and Jeff O'Neill each earned shootout game-winning goals in 2006-07.				
2007-08	Oct. 3, 2007	vs. OTT	3-4 L	Heatley	Raycroft/ Gerber
	Oct. 6, 2007	vs. MTL	4-3 W	KABERLE	Toskala/ Huet
	Oct. 15, 2007	at BUF	4-5 L	Gaustad	Raycroft/ Thibault
	Nov. 13, 2007	vs. MTL	3-4 L	Komisarek	Raycroft/ Price
	Dec. 18, 2007	@ CAR	2-3 L	Walker	Toskala/ Graham
	Dec. 22, 2007	@ FLA	2-1 W	KUBINA	Toskala/ Vokoun
	Dec. 26, 2007	@ NYI	3-4 L	Comrie	Raycroft/DiPietro,Dubielewicz(W)
	Jan. 31, 2008	@ CAR	2-3 L	Brind/Amour	Toskala/ Ward
	Feb. 9, 2008	vs. DET	3-2 W	ANTROPOV	Toskala/ Hasek
	Feb. 16, 2008	vs. BOS	4-3 W	TUCKER	Toskala/ Thomas
	Feb. 29, 2008	@ TB	2-3 L	Boyle	Toskala/ Smith
	Mar. 11, 2008	vs. PHI	4-3 W	KUBINA	Toskala/ Biron
	*Mats Sundin (2) and Tomas Kaberle each scored game-winning shootout goals in 2007-08.				
2008-09	Nov. 4, 2008	vs. CAR	4-5 L	Wallin	Toskala/ Ward
	Nov. 22, 2008	vs. CHI	4-5 L	Bolland	Toskala/ Khabibulin
	Dec. 30, 2008	vs. ATL	4-3 W	KUBINA	Joseph/ Hedberg
	Jan. 16, 2009	@ ATL	3-4 L	Peverley	Toskala/ Lehtonen
	Feb. 3, 2009	vs. FLA	3-4 L	McCabe	Toskala/ Anderson
	Feb. 10, 2009	@ FLA	4-5 L	Zednik	Toskala/ Vokoun
	Feb. 22, 2009	@ NYR	3-2 W	HAGMAN	Toskala/ Lundqvist
	Feb. 28, 2009	@ OTT	4-3 W	KUBINA	Joseph/ Ellett
	Mar. 3, 2009	vs. NJD	2-3 L	Oduya	Toskala/ Brodeur
	Mar. 10, 2009	vs. NYI	3-2 W	GRABOVSKI	Gerber/ MacDonald
	*Niklas Hagman, Jason Blake, Nikolai Kulemin, Tim Stapleton, John Mitchell and Jeff Hamilton each scored game-winning shootout goals in 2008-09.				

WINS WITH 10 OR MORE GOALS

DATE	SCORE	OPPONENT
December 22, 1917	11-4	vs. Ottawa Senators
January 21, 1919	11-3	vs. Montreal Canadiens
March 6, 1920	11-2	vs. Quebec Bulldogs
March 13, 1920	11-4	vs. Montreal Canadiens
January 26, 1921	10-3	vs. Hamilton Tigers
February 5, 1921	10-6	vs. Montreal Canadiens
December 22, 1924	10-1	at Boston Bruins
January 19, 1932	11-3	vs. New York Americans
March 19, 1932	11-3	vs. Chicago Blackhawks
March 5, 1935	10-3	at Montreal Canadiens
December 4, 1943	11-4	vs. New York Rangers
January 8, 1944	12-3	vs. Boston Bruins
February 19, 1944	10-4	vs. Boston Bruins
March 18, 1944	10-2	vs. Boston Bruins
October 29, 1944	11-5	at Chicago Blackhawks
March 17, 1946	11-7	at Detroit Red Wings
November 30, 1946	11-0	vs. Chicago Blackhawks
January 8, 1947	10-4	vs. Chicago Blackhawks
March 8, 1947	12-4	vs. Chicago Blackhawks
December 6, 1947	12-5	vs. Chicago Blackhawks
March 16, 1957	14-1	vs. New York Rangers
December 5, 1964	10-2	vs. Detroit Red Wings
March 21, 1965	10-1	at New York Rangers
January 2, 1971	13-0	vs. Detroit Red Wings
November 25, 1972	11-0	vs. California Golden Seals
February 7, 1976	11-4	vs. Boston Bruins
February 12, 1977	10-0	vs. Washington Capitals
February 20, 1977	10-8	at Chicago Blackhawks
October 14, 1978	10-7	vs. New York Islanders
October 15, 1983	10-8	vs. Chicago Blackhawks
December 4, 1985	10-7	vs. New Jersey Devils
January 8, 1986	11-9	vs. Edmonton Oilers
February 17, 1989	10-6	at New York Rangers
November 12, 1998	10-3	at Chicago Blackhawks
January 4, 2007	10-2	at Boston Bruins

LARGEST MARGINS OF DEFEAT (SINCE 1981)

DATE	SCORE	OPPONENT	DATE	SCORE	OPPONENT
March 19, 1981	14-4	at Buffalo Sabres	October 11, 1989	7-1	vs. Buffalo Sabres
December 11, 1981	11-2	at Washington Capitals	November 24, 1989	6-0	at Boston Bruins
January 15, 1982	8-2	at Buffalo Sabres	February 22, 1990	12-2	at Calgary Flames
January 25, 1982	9-2	vs. Minnesota North Stars	March 14, 1990	8-2	vs. New York Rangers
February 7, 1982	8-2	at Calgary Flames	October 4, 1990	7-1	at Winnipeg Jets
March 4, 1982	10-1	at New York Islanders	October 10, 1990	8-3	vs. St. Louis Blues
March 13, 1982	10-2	vs. Winnipeg Jets	November 16, 1990	7-1	vs. Philadelphia Flyers
March 20, 1982	7-0	at Winnipeg Jets	January 10, 1991	7-2	at Chicago Blackhawks
April 4, 1982	7-1	at Philadelphia Flyers	January 14, 1991	9-3	vs. Buffalo Sabres
October 19, 1983	8-1	vs. Quebec Nordiques	February 21, 1991	11-4	at Pittsburgh Penguins
November 4, 1983	8-2	at Winnipeg Jets	November 9, 1991	6-1	vs. Calgary Flames
December 23, 1983	9-2	at Detroit Red Wings	November 12, 1991	7-0	at Minnesota North Stars
January 28, 1984	8-0	vs. Washington Capitals	December 26, 1991	12-1	at Pittsburgh Penguins
February 5, 1984	7-0	at Philadelphia Flyers	February 18, 1992	7-1	at Pittsburgh Penguins
February 18, 1984	8-2	vs. Hartford Whalers	October 30, 1992	7-1	at Detroit Red Wings
October 20, 1984	12-3	vs. Quebec Nordiques	December 1, 1992	8-3	at New Jersey Devils
November 3, 1984	7-0	at Los Angeles Kings	December 6, 1992	6-0	at Anaheim Mighty Ducks
November 21, 1984	7-1	at Minnesota North Stars	May 3, 1995	6-1	at Anaheim Mighty Ducks
November 27, 1984	7-1	vs. Edmonton Oilers	October 7, 1995	8-3	at Pittsburgh Penguins
December 26, 1984	6-0	at Buffalo Sabres	October 24, 1995	6-1	at Florida Panthers
February 19, 1985	9-4	vs. Edmonton Oilers	October 17, 1996	6-1	at St. Louis Blues
March 30, 1985	9-3	vs. Detroit Red Wings	November 15, 1997	5-0	at Pittsburgh Penguins
November 3, 1985	7-1	at Edmonton Oilers	December 27, 1997	8-1	vs. Detroit Red Wings
November 27, 1985	7-1	at Pittsburgh Penguins	January 28, 1999	6-0	at Pittsburgh Penguins
January 15, 1986	10-1	at St. Louis Blues	January 1, 2000	8-1	at Buffalo Sabres
January 28, 1986	9-2	at New York Islanders	December 27, 2000	5-0	at Pittsburgh Penguins
April 5, 1986	7-1	at Hartford Whalers	January 25, 2002	6-1	at Vancouver Canucks
October 22, 1986	7-1	vs. Quebec Nordiques	February 27, 2003	7-2	at Detroit Red Wings
December 12, 1986	8-3	at Pittsburgh Penguins	November 1, 2003	7-1	vs. Philadelphia Flyers
October 21, 1987	10-3	at Montreal Canadiens	January 8, 2004	7-1	vs. Ottawa Senators
February 18, 1987	9-2	at Edmonton Oilers	March 23, 2004	7-2	vs. Tampa Bay Lightning
February 20, 1987	7-2	at Calgary Flames	October 29, 2005	8-0	vs. Ottawa Senators
March 13, 1987	10-2	at Washington Capitals	December 17, 2005	8-2	at Ottawa Senators
March 21, 1987	9-4	at Montreal Canadiens	January 21, 2006	7-0	at Ottawa Senators
January 25, 1988	11-3	vs. Calgary Flames	April 16, 2006	6-0	at Buffalo Sabres
March 5, 1988	10-1	vs. Winnipeg Jets	October 26, 2006	7-2	at Ottawa Senators
March 24, 1988	7-1	at Calgary Flames	November 30, 2006	5-0	at Atlanta Thrashers
November 19, 1988	9-1	at Edmonton Oilers	January 13, 2007	6-1	vs. Vancouver Canucks
December 1, 1988	9-3	at Los Angeles Kings	January 20, 2007	8-2	at Pittsburgh Penguins
December 14, 1988	8-2	vs. Edmonton Oilers	February 27, 2007	6-1	vs. Buffalo Sabres
December 17, 1988	7-1	vs. Philadelphia Flyers	October 9, 2007	7-1	vs. Carolina Hurricanes
January 27, 1989	8-1	at Detroit Red Wings	October 29, 2007	7-1	vs. Washington Capitals
January 30, 1989	7-1	at Chicago Blackhawks	February 5, 2008	8-0	vs. Florida Panthers
February 13, 1989	8-1	at New Jersey Devils	April 3, 2008	8-2	vs. Ottawa Senators
March 18, 1989	10-2	vs. Winnipeg Jets	December 23, 2008	8-2	vs. Dallas Stars

LEAFS – NHL AWARDS

YEAR	PLAYER	AWARD	WEEK/MONTH	STATS
1993	Felix Potvin	Player/Week	January 25	3-0-0, 0.67 GAA
1993	Felix Potvin	Rookie/Month	February	5-2-2, 1.97 GAA
1993	Doug Gilmour	Player/Week	February 22	3GP, 2G, 6A, 8 PTS
1993	Felix Potvin	Player/Week	October 18	3-0-0, 1.67 GAA
1993	Felix Potvin	Player/Month	October	9-1-0, 2.20 GAA
1994	Felix Potvin	Player/Week	January 17	4-0-0, 1.22 GAA
1997	Steve Sullivan	Rookie/Month	March	14GP, 4G, 7A, 11PTS
1998	Felix Potvin	Player/Week	March 16	3-1-0, 1.25 GAA
1998	Mats Sundin	Player/Week	October 25	3GP, 2G, 5A, 7PTS
1999	Sergei Berezin	Player/Week	April 4	3GP, 5G, 2A, 7PTS
2000	Curtis Joseph	Player/Week	February 27	3-0-0, 2.00 GAA
2000	Yanic Perreault	Player/Week	March 12	4GP, 5G, 3A, 8PTS
2002	Darcy Tucker	Player/Week	April 14	4GP, 4G, 5A, 9PTS
2002	Ed Belfour	Player/Week	November 24	2-0-0, 0.00 GAA
2004	Ed Belfour	Defensive/Week	January 25	3-0-0, 1.00 GAA
2004	Brian Leetch	Offensive/Week	March 21	4GP, 2G, 5A, 7PTS
2004	Ed Belfour	Defensive/Week	April 4	3-0-0, 0.67 GAA
2005	Bryan McCabe	Defensive/Week	October 16	4GP, 1G, 7A, 8PTS
2005	Bryan McCabe	Offensive/Week	November 20	3GP, 3G, 4A, 7PTS
2006	Mats Sundin	Third Star/Week	October 15	6GP, 4G, 4A, 8PTS
2006	Andrew Raycroft	Second Star/Week	November 5	3-0-0, 1.67 GAA
2007	Andrew Raycroft	First Star/Week	February 4	3-0-0, 1.33 GAA
2008	Mats Sundin	First Star/Week	March 2	4GP, 4G, 4A, 8PTS
2008	Vesa Toskala	Second Star/Week	March 23	3-0-0, 2.00 GAA

Mats Sundin was named the recipient of the Mark Messier Leadership Award for the 2007-08 season in recognition for his outstanding performance as a player, his leadership skills and his dedicated humanitarian efforts.



The Leafs' Ted Kennedy accepts the Hart Memorial Trophy from NHL president Clarence Campbell. Kennedy won the Hart Trophy as the NHL's Most Valuable Player in the 1954-55 season.

LEAFS POSTPONED GAMES SINCE 1951-52/ LEAFS NEW YEAR'S DAY RECORD

Leafs Postponed Games Since 1951-52

SEASON	ORIGINAL DATE	TEAMS	NEW DATE	REASON
1951-52	Feb. 6	NY Rangers @ Toronto	Feb. 19	Death of King George VI
1971-72	Oct. 13	Detroit @ Toronto	Nov. 1	Death of Stafford Smythe
1974-75	Dec. 1	Toronto @ Detroit	Feb. 9	Weather
1976-77	Feb. 7	Toronto @ Buffalo	Feb. 14	Weather
1978-79	Jan. 14	Toronto @ Chicago	Feb. 12	Weather
1981-82	Dec. 6	Toronto @ Boston	Jan. 6	Weather

Leafs New Year's Day Record

Year	Opponent	Score
1926	vs. Ottawa Senators	3-0 W
1927	vs. Montreal Maroons	0-3 L
1929	vs. New York Rangers	2-3 L
1930	vs. Montreal Maroons	5-3 W
1931	vs. New York Americans	2-0 W
1933	at Detroit Red Wings	2-2 T
1934	at Chicago Blackhawks	2-1 W
1935	vs. Detroit Red Wings	0-1 L
1938	vs. Montreal Canadiens	6-4 W
1939	at New York Americans	1-5 L
1942	at New York Rangers	3-3 T
1944	at Boston Bruins	5-2 W
1946	at Chicago Blackhawks	1-3 L
1947	vs. Detroit Red Wings	2-1 W
1948	vs. Montreal Canadiens	2-1 W
1949	vs. Montreal Canadiens	5-3 W
1950	at Detroit Red Wings	0-5 L
1953	at Boston Bruins	1-5 L
1955	vs. Chicago Blackhawks	2-2 T
1961	at New York Rangers	4-1 W
1963	at Boston Bruins	0-3 L
1965	at Boston Bruins	0-3 L
1966	vs. Boston Bruins	6-3 W
1967	at New York Rangers	2-1 W
1969	vs. Oakland Seals	7-3 W
1972	vs. Montreal Canadiens	5-2 W
1975	vs. California Golden Seals	3-3 T
1976	vs. California Golden Seals	5-1 W
1977	vs. Washington Capitals	3-1 W
1983	vs. Hartford Whalers	7-5 W
1986	vs. Montreal Canadiens	3-2 W
1989	at Chicago Blackhawks	3-3 T
1994	vs. Los Angeles Kings	4-7 L
1996	at Dallas Stars	1-0 W
1998	at Chicago Blackhawks	3-3 T
2000	at Buffalo Sabres	1-8 L
2004	at Boston Bruins	2-3 L
2007	vs. Boston Bruins	5-1 W
2008	vs. Tampa Bay Lightning	4-3 W (SO)
2009	vs. Buffalo Sabres	1-4 L

All-Time Record: 21-13-6
Home Record: 16-5-2
Road Record: 5-8-4

TEAM STREAKS AND RECORDS FOR TORONTO FRANCHISE

Season	Victory	Defeat	Highest Margins For	Defeat	Most Goals, 1 Game Against	Total	Record			Hat Tricks	Overall Team Streaks			Home Team Streaks			Road Team Streaks								
							1st 10 Games	Last 10 Games	Games		Wins	Under.	Losing	Wins	Under.	Losing	Wins	Under.	Losing	Wins	Under.	Losing			
2008-09	4(3)	6	8(3)	8	-	10(4)	4-3-3	5-5-0	2	4	4	8	5	5(2)	2(2)	4(2)	3	4	4	4	4	4	4	4	4
2007-08	7	8	8	8	8(2)	10(4)	3-4-3	4-5-1	4	4	4	5	5	3	2(2)	4(2)	3	4	4	4	4	4	4	4	4
2006-07	8	6	10	8	13	13	4-3-3	6-3-1	4	5	5(3)	3(3)	7	9	6	3(2)	3(4)	4(2)	4(2)	2(3)	7	7	7	7	7
2005-06	8	6	9	8	15	15	5-3-2	7-2-1	2	6	6	8	8	6	6	3(3)	3(3)	2(5)	2(5)	7	7	7	7	7	7
2004-05*	0	0	0	0	0	0	0-0-0	0-0-0	0	0	0	0	0	0	0	0	0	0	0	0	0	0	0	0	0
2003-04	6(2)	5(2)	0	0	7(3)	12	4-3-2-1	7-2-1-0	0	8	8	3(2)	5	6	2(3)	3(2)	6	7	7	7	7	7	7	7	7
2002-03	6(3)	6	6(4)	6(4)	9(6)	9(6)	3-6-1-0	5-2-2-1	2	5(2)	5(4)	3(4)	4(2)	8	13	3	4	4	4	4	4	4	4	4	4
2001-02	6	4	7(2)	6	11	11	5-3-1-1	6-2-2-0	1	5	6	3(2)	5	5	9	3	4	4	4	4	4	4	4	4	4
2000-01	6(3)	5	8(3)	6(3)	11(3)	11(3)	6-4-0-0	5-5-0-0	1	3(3)	6	4	6	6	6(2)	2(4)	5	5	5	5	5	5	5	5	5
1999-00	6	7	6(6)	8	11	11	5-3-1-0	5-5-0-0	1	6(2)	4	4	6	6	6(2)	4	4	4	4	4	4	4	4	4	4
1998-99	8	6	10	8	13(2)	13(2)	6-2-2	6-2-2	5	3(6)	7	3	3(3)	7	7	2(4)	4	4	4	4	4	4	4	4	4
1997-98	5	7	7	7	7(2)	11(5)	4-6-0	4-6-0	1	3(2)	3	4(2)	6	2(5)	4	4	4(2)	2(3)	3	4	6	6	6	6	
1996-97	4(4)	5	7	7	7(2)	11(5)	4-6-0	4-6-0	2	3(3)	5	7	7	4	5	4(2)	6	2(2)	4	9	9	9	9	9	
1995-96	5(3)	5(2)	7(2)	8	11(3)	13(3)	6-4-0	6-4-0	1	3	6	8	10	4	4	5(2)	6	4(2)	5	8	8	8	8	8	
1994-95	4(2)	5	7	7	8(3)	11	4-4-2	5-4-1	0	2(5)	3	3	4	4	4(2)	2	2(3)	1(6)	3	2(5)	4	4	4	4	
1993-94	7	4(2)	7(3)	7	11(2)	10-0-0	10-0-0	4	10	11	4	4	7	7	7	7	2(3)	3	5	7	4	4	4	4	
1992-93	7	6(2)	8(2)	8	11(4)	11(4)	5-4-1	5-4-1	0	5	10	3(2)	4	5	12	2	4	4	4	6	6	6	6	6	
1991-92	5	11	8	12	13(2)	13(2)	2-8-0	2-8-0	4	4(2)	4(3)	7	7(3)	6	6(2)	4	4	4	4	2	5	7	11	11	
1990-91	4(3)	7	7	11	15	15	1-8-1	1-8-1	0	2(5)	4	6	10	2(4)	6	5	5	5	5	2(3)	6	10	10	10	
1989-90	6	10	8(5)	12	14(4)	14(4)	4-6-0	3-6-1	0	5	5	4	6	4(2)	4(2)	5	4	4	4	5(2)	6	6	6	6	
1988-89	4(3)	8(2)	10	10	16	16	6-3-1	4-6-0	6	3	6	6	6(2)	15	3(2)	3(2)	4	4	4	6	6	6	6	6	
1987-88	6	9	7(5)	11	14	14	6-4-0	6-4-0	1	5	5	5	8	6	6	6	4	4	11	2	2(3)	11	11	11	
1986-87	6	8	8(3)	10	14	14	5-2-3	4-6-0	5	4	5(2)	6	6	4	4(3)	3	3(2)	2	2(2)	5	5	5	5	5	
1985-86	6	9	11	10	20	19-0	2-7-1	2-7-1	9	3	3(3)	9	13	4	6	6	6	8	1(9)	2(2)	5	6	6	6	
1984-85	5(3)	9	7	12	16	16	3-6-1	3-6-1	4	3	4	6	10(2)	2(2)	2(3)	7	10	2(2)	3(2)	5	10	10	10	10	
1983-84	5(2)	8	10	11	18	18	5-4-1	5-4-1	6	4	4	6	7	7	4(2)	4(2)	3(2)	7	3	3	7	7	7	7	
1982-83	6(3)	5(2)	8(2)	9	13(2)	13(2)	2-5-3	2-5-3	4	6	7	6	10	5	6(2)	4	4	4	4	4	3(2)	6	6	6	
1981-82	6	9(2)	9(3)	11	17	17	3-5-2	3-7-0	8	2(3)	5	6	9	4	5	5	5	8	2	3(2)	6	12	12	12	
1980-81	4(4)	10	9(2)	14	18	18	6-3-1	4-3-3	7	6	6	5(2)	7(2)	3(2)	3(4)	4(2)	6	6	3	5(2)	4	6	6	6	
1979-80	8	10	9(3)	10	15	15	4-5-1	5-5-0	6	4	5(2)	4(3)	6	3	4	3(2)	4	4	4	3(4)	7	7	7	7	
1978-79	6	5(2)	10	7(3)	17	17	4-5-1	4-4-2	6	5	6	5(2)	7	4	5(2)	3	6	2(2)	4(3)	5	5	5	5	5	
1977-78	6(2)	5	8	7	13	13	6-2-2	2-8-0	3	6	7(2)	5	5(2)	5	4	4	4	4	4	4	4	4	4	4	
1976-77	10	5(4)	10(2)	9	18	18	2-5-3	2-4-4	5	4	6	4	7(2)	5	6	3(2)	6(2)	4	4	4	4	4	4	4	
1975-76	8	7	11	9	15	15	5-4-1	3-6-1	4	4	6	3	10	5	8	2(3)	4	2(3)	4	4	4	4	4	4	
1974-75	7	8(2)	9	11	15	15	3-4-3	3-4-3	8	7	9	4(2)	6(2)	5	7(2)	5	3	4	5	3	4	5	5	5	
1973-74	7(2)	4(2)	9	7(2)	11(2)	11(2)	5-3-2	4-3-3	3	3(5)	7	3	5	5	9	2(2)	4	3	5	2(3)	5	5	5	5	
1972-73	11	10	11	10	12(2)	12(2)	3-6-1	3-6-1	1	3	4(2)	5(2)	6	3(3)	7(2)	2(3)	4	2	2(3)	7(2)	9	9	9	9	
1971-72	7	7	8	10	13(2)	13(2)	3-2-5	4-3-3	6	6	7(2)	8	8	7	7	2(2)	3	3	3(3)	7	8	8	8	8	
1970-71	13	8	13	9	13(2)	13(2)	3-7-0	3-5-2	3	7	8	4(2)	4(2)	7	14	2(2)	2(3)	3	5	9	9	9	9	9	
1969-70	7	9	8	9	13	13	4-4-2	2-7-1	1	2(5)	5	5	7	5	6	2(4)	5	4	4	4	4	4	4	4	
1968-69	5	8	8	11	14	14	5-4-1	3-4-3	3	4	8	4	6	3(3)	8	2(2)	5	3	3(2)	4	4	4	4	4	
1967-68	7(2)	5	9	7	12(2)	12(2)	6-4-0	6-3-1	4	4	7	9	7	9	7	11	5	5	3	3(2)	7	12	12	12	
1966-67	6	6	9	9	14	14	3-5-2	6-4-0	2	7	9	10	11	4	6	12	4	5	3	4	6	6	6	6	
1965-66	6(3)	9	8	9	12(2)	12(2)	3-5-2	4-4-2	4	5(2)	10	3(2)	6	8	8	3	3	3	4(3)	5	7	7	7	7	
1964-65	9	4	10(2)	6(2)	12	12	4-2-4	4-5-1	1	3(4)	7	4(2)	5(2)	3	3(2)	2(4)	4	4	5	2(2)	8	8	8	8	
1963-64	5	11	7	11	11	11	6-4-0	6-2-2	0	4	6	3	4(2)	6	10	3	4	4	2	3(3)	4	4	4	4	
1962-63	6(2)	4(2)	8(2)	7	10(4)	10(4)	4-5-1	5-2-3	2	5(2)	10	3	4	4	6	12	3	3(2)	3(2)	4	3(3)	4	4	4	

*Did not play due to work stoppage

TEAM STREAKS AND RECORDS FOR TORONTO FRANCHISE

Season	Highest Margins		Most Goals, 1 Game		Record		Hat Tricks		Overall Team Streaks			Home Team Streaks			Road Team Streaks					
	Victory	Defeat	For	Against	1st 10 Games	Last 10 Games	Tricks	Wins	Under.	Lossing	Wins	Under.	Lossing	Wins	Under.	Lossing	Wins	Under.	Lossing	
1961/62	8	6	9	7	7-2-1	4-3-3		5	9	2(4)	5	7	13	1(5)	2(3)	5	4(2)	6		
1960/61	6	5	8	6(2)	4-4-2	5-2-3		4	8	2(2)	5	5	1(6)	3	7	3	3(2)	6		
1959/60	6	6(2)	7	9	5-3-2	6-3-1		0	4	6	5	4	9	2(2)	2(4)	3(2)	4(2)	5	5(2)	
1958/59	5	5(2)	6(3)	7(2)	3-7-0	3-7-0		1	5	6	3(2)	2	1(5)	5	2(2)	5	4	5	6	
1957/58	7(2)	7(2)	9	9	3-6-1	1-8-1		5	3	5	8	9	2(2)	7	3(2)	6	2(2)	4	5	6
1956/57	13	4(3)	14	8	4-2-4	3-5-2		3	3	7	3(6)	9	2(3)	4	3	9	1(9)	5	3(4)	
1955/56	5(2)	7	7	8	4-5-1	4-3-3		0	4	5	6	7(2)	4	7	3	3(2)	2	3	5	11
1954/55	6	5	8	6	3-3-4	1-5-4		2	4	9	3	3	8(2)	4	5	1(10)	6	5	6	6(2)
1953/54	6	5(2)	6(2)	7	4-4-2	3-5-2		6	4	8	3	3	4	9	18	2	3	2(2)	3	5
1952/53	5	4(4)	7	6(2)	6-3-1	3-5-2		1	4(2)	5	5	7	3(2)	7	2(2)	8	2(3)	4	8	
1951/52	6	5(2)	8	7	4-4-2	4-5-1		1	3(2)	6	3	6	4	10	2(2)	5	2	7	5	7
1950/51	7(2)	3	8	5	7-1-2	8-2-0		1	6	11	2(3)	4	5	6	2(2)	4	8	3	3	
1949/50	8	6(2)	9	8	5-2-3	3-5-2		1	6	7	4	7(2)	7	11	2	6	4(2)	6	10	
1948/49	6	5(3)	7	6(3)	3-5-2	3-6-1		1	2(5)	6	3(2)	8	3(2)	7	2(2)	5	3	3	4	7
1947/48	5	12	12	7(2)	7-3-2	6-4-0		3	4(2)	10	2(3)	4	6	14	1(3)	2	2(4)	9	3(2)	7
1946/47	11	6	12	16	6-1-3	6-1-3		4	6	6(2)	3	5	5	2(2)	2(2)	4	6	4	11	
1945/46	6	1-8-1	8	18	8-1-1	5-4-1		7	4	5	5(2)	6	3	3	4	2	3	4	5	
1944/45	7(2)	5	11	8	8-2-0	5-3-2		5	6	4	7	3(2)	4	3	5	3(3)	3(3)	4	5	
1943/44	9	5(2)	12	9	4-4-2	4-5-1		8	3(2)	3(2)	3	4	4	4	4	2	3	3	3(2)	
1942/43	8(2)	5	6	14	6-4-0	3-4-3		1	3	5	2(6)	5	5	8	2(2)	3	2	3(2)	4	7
1941/42	6(2)	5	8(3)	7(2)	8-2-0	4-6-0		2	6	6	2(4)	3(2)	7	7	2	2	2(3)	3	4	4
1940/41	6	3(5)	9	8	8-2-0	4-4-2		1	8	8	2(4)	4(2)	4	6	1(5)	2	2	3	4	6
1939/40	6	5	8(2)	6(2)	6-2-2	6-3-1		2	3(2)	6	3	3(4)	4	1	2	3	2(2)	2(2)	4	4
1938/39	6	6	9	8	5-3-2	5-3-2		3	4	5	3	6	4	7	2(2)	2	4	3	6	
1937/38	5(3)	8	9	13	5-2-3	5-4-1		3	3(2)	6	2(3)	3(2)	4	6	3	3	3	3(2)	2(2)	4
1936/37	5	4(2)	7	6	4-5-1	6-2-2		4	3(3)	4(2)	3	5	6	6	2(3)	2(4)	4	4	4	4
1935/36	7	4(3)	9	7	6-3-1	5-3-2		4	3(2)	5	3(2)	5	7	10	1(4)	2(3)	2(3)	7	7	7
1934/35	7	3(4)	10	7(2)	9-1-0	8-2-0		5	8	8	3	8-2-0	5	5	2(2)	4	3(2)	6	3	3
1933/34	8	6	9	7	8-1-1	5-5-0		5	5	6(2)	2	4	7	18	1(2)	1(2)	3	4	3	7
1932/33	6	7	7	7(3)	5-3-2	3-6-1		1	4(2)	4(2)	3	4	8	8	1(4)	1(4)	2	2(3)	3(2)	3(3)
1931/32	8(2)	7	11(2)	8	3-4-3	6-3-1		2	3(2)	5	2	5	8	1(4)	3	2(2)	2(3)	6	9	
1930/31	6	9	10	15	5-3-2	5-2-3		5	3	5(3)	3	3(2)	8	9	2	2(3)	2	4	3	6
1929/30	6(2)	7	7	10	3-6-1	3-5-2		2	3(3)	6	4	6	6	2(3)	6	2(2)	3	5	5	6
1928/29	5	4	5	6	5-5-0	3-4-3		1	3(2)	6	3	7	4	7	1(5)	2	2(2)	3	4	6
1927/28	5	6	6(2)	9	4-4-2	3-4-3		1	4	4	3	7	4	5	1(8)	5	2(2)	3	5	8
1926/27	6	4(4)	6(2)	5(3)	2-7-1	5-4-1		n/a	2(2)	3	4(2)	6	2	2(3)	2(2)	1	1	10	12	
1925/26	5(2)	7(2)	10	7(2)	4-6-0	3-6-1		n/a	2	3	4	5	6	6	5	4	4	2	2	
1924/25	9	7(2)	10	10	5-5-0	4-6-0		n/a	9	9	2(2)	2(2)	9	9	5	5	4	4	2	
1923/24	3	5(2)	5(2)	8	7-3-0	7-3-0		n/a	3	3	4	4	2(3)	2(3)	2	2	1(3)	1(3)	3	3
1922/23	5(2)	6	9	9	4-5-1	5-5-0		n/a	3	3	2(2)	3	7	1	2	1(4)	2(2)	3	4	4
1921/22	4	5(2)	8	9	5-5-0	5-4-1		n/a	3	3	3	4	4	1(4)	1(4)	2(2)	2(2)	3	4	4
1920/21	7	7	10(2)	9	5-5-0	8-2-0		n/a	5	5	2	2	8	8	3	2	2	2	2(2)	2(2)
1919/20	9	7(2)	11(2)	14	21	6-4-0		n/a	4	4	3(2)	3	3	2	4	4	6	6	9	9
1918/19	8	10	11	13	17	3-7-0		n/a	2	2	3(3)	3(3)	2	2	1(2)	1(2)	0	0	9	9
1917/18	7	9(2)	11	11	18	6-4-0		n/a	4	4	2	2	7	7	1	1	2	2	4	4

Numbers in parentheses indicate the number of times the yearly high was reached that season. Team records are shown as white on black based only on Maple Leaf franchise (since 1927/28).

Toronto Arenas (1917-1919)
Toronto St. Patricks (1919-1927)

LEAFS ALL-TIME PLAYER TRANSACTIONS

1926-27 Season Through 2009

Acquired:

- 1926** **Harold Henderson** from Detroit for Pete Bellefeuille (Dec.)
- 1928** **Lorne Chabot** and **Alex Gray** from NY Rangers for Butch Keeling and John Roach
- 1928** **Eddie Rodden** from Chicago for Bert McCaffery to Pittsburgh; (Ty Arbour from Pittsburgh to Chicago) (Dec.)

1930s

Acquired:

- 1930** **Frank Nighbor** from Ottawa for Dan Cox (Jan.)
- 1930** **King Clancy** from Ottawa for Art Smith, Eric Pettinger and \$35,000 (Oct. 10)
- 1933** **George Hainsworth** from Montreal for Lorne Chabot
- 1938** **Doc Rommes** from Chicago for Bill Thoms (Dec.)
- 1939** **David "Sweeney" Schriner** from NY Americans for Murray Armstrong, Buzz Boll, Harvey "Busher" Jackson and Doc Rommes

1940s

Acquired:

- 1942** **Babe Pratt** from NY Rangers for Dudley Ganett and Hank Goldup
- 1943** **Ted Kennedy** from Montreal for rights to Frankie Eddolls (Feb. 28)
- 1946** **Harry Watson** from Detroit for Billy Taylor
- 1947** **Max Bentley** and **Cy Thomas** from Chicago for Gus Bodnar, Ernie Dickens, Bob Goldham, Bud Poile and Gaye Stewart (Nov. 2)
- 1948** **Cal Gardner** and **Bill Juzda** from NY Rangers for Wally Stanowski and Rene Trudel

1950s

Acquired:

- 1950** **Leo Boivin**, **Fern Flaman**, **Phil Maloney** and **Ken Smith** from Boston for Bill Ezinicki and Vic Lynn (Nov. 16)
- 1952** **Jim Morrison** from Boston for Fleming MacKell (Jan. 9)
- 1952** **Harry Lumley** from Chicago for Cal Gardner, Roy Hannigan, Gus Mortson and Al Rollins (Sept. 11)
- 1953** Max Bentley purchased from Toronto by NY Rangers
- 1954** **Dave Creighton** from Boston for Fern Flaman (Jul. 20)
- 1954** **Jack Price** from Chicago for Ray Timgren (Oct. 4)
- 1954** **Joe Klukay** from Boston for Leo Boivin (Nov. 9)
- 1958** **Allan Stanley** from Boston for Jim Morrison (Oct. 8)
- 1959** **Frank Roggeveen** and **Johnny Wilson** from Detroit for Barry Cullen (Jun. 9)

1960s

Acquired:

- 1960** **Red Kelly** from Detroit for Marc Reaume (Feb. 10)
- 1960** **Stan Smrke** from Montreal for Al MacNeil (Jun.)
- 1960** **Eddie Shack** from NY Rangers for Pat Hannigan and Johnny Wilson (Nov.)
- 1961** **Don Simmons** from Boston for Ed Chadwick (Jan. 31)
- 1962** **Kent Douglas** from Springfield (AHL) for Jim Wilcox,

Roger Cote, Wally Boyer, Bill White and Don Mattussi (Jun.)

- 1964** **Andy Bathgate** and **Don McKenney** from NY Rangers for Arnie Brown, Bill Collins, Dick Duff, Bob Nevin and Rod Seiling (Feb. 22)
- 1964** **Terry Sawchuk** claimed from Detroit (Jun. 10)
- 1964** **Ed Ehrenverth** and **Duane Rupp** from NY Rangers for Lou Angotti and Ed Lawson (Jun. 25)
- 1965** **Aut Erickson**, **Larry Jeffrey**, **Ed Joyal**, **Lowell MacDonald** and **Marcel Pronovost** from Detroit for Andy Bathgate, Bill Harris and Gary Janet (May 20)
- 1965** **Andy Heberton**, **Oriand Kurtenbach** and **Pat Stapleton** from Boston for Ron Stewart (Jun. 8)
- 1965** **Bruce Gamble**, from Springfield (AHL) for Larry Johnston and Bill Smith (Sept.)
- 1967** **Murray Oliver** and cash from Boston for Eddie Shack (May 15)
- 1967** **Bryan Hextall** and **J.P. Parise** from Oakland for Gerry Ehman (Oct. 3)
- 1968** **Paul Henderson**, **Floyd Smith** and **Norm Ullman** from Detroit for Frank Mahovlich, Peter Stelmowski, Gary Unger and the rights to Carl Brewer (Mar. 3)
- 1968** **Pat Quinn** purchased from St. Louis (Mar. 25)
- 1968** **Pierre Pilote** from Chicago for Jim Pappin (May 23)
- 1969** **Forbes Kennedy** and **Brit Selby** from Philadelphia for Mike Beyers and Gerry Meehan (Mar. 2)
- 1969** **Jim Harrison** from Boston for Wayne Carleton (Dec. 10)

1970s

Acquired:

- 1970** **Guy Trottier**, **Denis Dupere** and **Jacques Plante** from NY Rangers for Tim Horton (Mar. 3)
- 1970** **Brian Conacher** and **Terry O'Malley** from Minnesota for Murray Oliver (May 22)
- 1970** **Garry Monahan** and **Brian Murphy** from Los Angeles for Bob Pulford (Sept 3)
- 1970** **Bob Baun** from St. Louis for Brit Selby (Nov. 13)
- 1971** **Bernie Parent** and Philadelphia's 2nd Round Draft Choice in the 1971 Amateur Draft (**Rick Kehoe**) from Philadelphia for Bruce Gamble, Mike Walton and Toronto's 1st Round Choice in 1971 Amateur Draft (Pierre Plante) (Feb. 1)
- 1972** **Pierre Jarry** from NY Rangers for Jim Dorey (Feb. 20)
- 1973** 1st Round Draft Choice in draft (**Ian Turnbull**) and future considerations (**Ed Johnston**) from Boston for Jacques Plante and Toronto's 1st Round choice in 1973 amateur draft (Doug Gibson) (Mar. 3)
- 1973** **Dunc McCallum** from Vancouver for Murray Heatley and Larry McIntyre (May 29)
- 1973** 1st Round Amateur Draft Selection (**Bob Neely**) and (**Doug Favell**) from Philadelphia for 2nd Round Selection (Larry Goodenough) and the rights to Bernie Parent (Jul. 27)
- 1973** **Tim Ecclestone** from Detroit for Pierre Jarry (Nov. 29)
- 1974** **Bill Flett** from Philadelphia for Dave Fortier and Randy Osburn (May 27)
- 1974** **Gary Sabourin** from St. Louis for Ed Johnston (May 27)
- 1974** **Blaine Stoughton** and future considerations from Pittsburgh for Rick Kehoe (Sept. 13)
- 1974** **Dave Dunn** from Vancouver for John Grisdale and Garry Monahan (Oct. 16)

LEAFS ALL-TIME PLAYER TRANSACTIONS

- 1974 **Rod Seiling** from Washington for Willie Brossart and Tim Ecclestone (Nov. 2)
- 1975 **Wayne Thomas** from Montreal for 1st Round Selection in 1976 Amateur Draft (Peter Lee) (Jun. 17)
- 1975 **Stan Weir** from California for Gary Sabourin (Jun. 20)
- 1975 **Greg Hubick** from Montreal for Doug Jarvis (Jun. 26)
- 1977 **Tracy Pratt** from Colorado for 3rd Round Draft Choice in 1977 Amateur Draft (Randy Pierce) (Mar. 8)
- 1977 2nd Round Draft choice (**Bob Gladney**) from Chicago for the rights to Jim Harrison (Sept. 28)
- 1977 **Jerry Butler** from St. Louis for Inge Hammarstrom (Nov. 1)
- 1978 **Dan Maloney** and 2nd Round Draft Choice in 1980 Entry Draft (**Craig Muni**) from Detroit for Errol Thompson and Toronto's 1st Round Choice (Brent Peterson) and 2nd Round Choice (Al Jensen) in 1978 Amateur Draft and 1st Round Choice in 1980 Entry Draft (Mike Blaisdell) (Mar. 13)
- 1978 **Dave Burrows** from Pittsburgh for Randy Carlyle and George Ferguson (Jun. 14)
- 1978 **Dave Hutchison** and **Lorne Stamler** from Los Angeles for Scott Garland, Brian Glennie, Kurt Walker, Toronto's 2nd Round Choice in the 1979 Entry Draft (Mark Hardy)(Jun. 14)
- 1978 **Paul Harrison** from Minnesota for 4th Round Choice in 1981 Entry Draft (Terry Tait) (Jun. 14)
- 1978 **Walt McKechnie** from Minnesota for 3rd Round Choice in the 1980 Entry Draft (Randy Veliscek) (Oct. 5)
- 1978 2nd Round Draft Choice (**Gary Yaremchuk**) from Colorado for Jack Valiquette (Oct. 19)
- 1979 **Paul Gardner** from Colorado for Don Ashby and Trevor Johansen (Mar. 13)
- 1979 **Reg Thomas** from Edmonton for 6th Round Draft Choice in 1981 Entry Draft (Steve Smith) (Dec. 13)
- 1979 **Dave Farrish** and **Terry Martin** from Quebec for Reg Thomas (Dec. 13)
- 1979 **Bob Stephenson** from Hartford for Pat Boutette (Dec. 24)
- 1979 **Pat Hickey** and **Wilf Paiement** from Colorado Rockies for Lanny McDonald and Joel Quenneville (Dec. 29)

1980s

Acquired:

- 1980 **Pat Ribble** from Chicago for Dave Hutchinson (Jan. 10)
- 1980 **Mike Kaszycki** from Washington for Pat Ribble (Feb. 16)
- 1980 **Bill Derlago** and **Rick Vaive** from Vancouver for Jerry Butler and Dave "Tiger" Williams (Feb. 18)
- 1980 3rd Round Choice in 1980 Entry Draft (**Fred Boimistruck**) from Colorado for Walt McKechnie (Mar. 3)
- 1980 **Dave Shand** and 3rd Round Draft Choice in 1980 Entry Draft (**Torrie Robertson** - Toronto transferred this choice to Washington from Calgary for 2nd Round Draft Choice in 1980 Entry Draft (Kevin LaVallee) Jun. 10)
- 1980 **Tim Coulis**, **Robert Picard** and 2nd Round Draft Choice in 1980 Entry Draft (**Bob McGill**) from Washington for Mike Palmateer and Toronto's 3rd Round Choice in 1980 Entry Draft (Torrie Robertson) (Jun. 11)

- 1980 **Kim Davis** and **Paul Marshall** from Pittsburgh for Dave Burrows and Paul Gardner (Nov. 18)
- 1980 **Jim Rutherford** from Detroit for Mark Kirtou (Dec. 4)
- 1981 **Rene Robert** from Colorado for 3rd Round Choice in 1981 Entry Draft (Ulrich Hiemer) (Jan. 30)
- 1981 **Michel Larocque** from Montreal for Robert Picard (Mar. 10)
- 1981 5th Round Draft Choice in the 1981 Entry Draft (**Barry Brigley**) from Los Angeles for Jim Rutherford (Mar. 10)
- 1981 **Ron Zanussi** and 3rd Round Draft Choice (**Ernie Godden**) from Minnesota for 2nd Round Draft Choice in 1981 Entry Draft (Dave Donnelly) (Mar. 10)
- 1981 **Don Luce** from Los Angeles for Bob Gladney and Toronto's 6th Round Choice in 1983 Entry Draft (Joel Billargeon) (Aug. 10)
- 1981 5th Round Choice in 1982 Entry Draft (**Sylvain Charland**) from NY Rangers for Pat Hickey (Oct. 16)
- 1981 **John Gibson** and **Billy Harris** from Los Angeles for Ian Turnbull (Nov. 11)
- 1982 **Rich Costello**, 2nd Round Choice in 1982 Entry Draft (**Peter Ihnacak**) and future considerations (**Ken Strong**) from Philadelphia for Darryl Sittler (Jan. 20)
- 1982 6th Round Choice in 1982 Entry Draft (**Craig Kales**) from Pittsburgh for Greg Hotham (Feb. 3)
- 1982 **Walt Poddubny** and **Phil Drouillard** from Edmonton for Laurie Boschman(Mar. 8)
- 1982 **Jim Korn** from Detroit for 4th Round Draft Choice in 1982 Entry Draft (CraigCoxe) and 5th Round Choice in 1983 Entry Draft (Joey Kocur) (Mar. 8)
- 1982 **Miroslav Frycer** and 7th Round Draft Choice in 1982 Entry Draft (**Jeff Triano**) from Quebec for Wilf Paiement (Mar. 9)
- 1982 Future Considerations from Hartford for Paul Marshall (Oct. 5)
- 1982 **Greg Terrion** from Los Angeles for 4thRound Draft Choice in 1983 Entry Draft (David Korol - later transferred to Detroit) (Oct. 19)
- 1982 **Dan Daoust** from Montreal for 3rd Round Choice in 1984 Entry Draft (Ken Hodge - later transferred to Minnesota) (Dec. 17)
- 1982 **Gaston Gingras** for 2nd Round Choicein 1986 Entry Draft (Benoit Brunet).
- 1983 **Rick St. Croix** from Philadelphia for Michel Larocque (Jan. 11)
- 1983 **Reid Bailey** from Edmonton for Serge Boisvert (Jan. 15)
- 1983 **Basil McRae** from Quebec for Richard Turmel (Aug. 12)
- 1983 **Pat Graham** and **Nick Ricci** from Pittsburgh for Rocky Saganuik and Vincent Tremblay (Aug. 15)
- 1983 **Lee Norwood** from Washington for Dave Shand (Oct. 6)
- 1984 **Bill Root** and 2nd Round Choice in 1986 Entry Draft (**Darryl Shannon**) from Montreal for Dom Campedelli (Aug. 21)
- 1985 **Larry Landon** from Montreal for Gaston Gingras (Feb. 14)
- 1985 **Don Edwards** from Calgary for 4th Round Choice in 1987 Entry Draft (Tim Harris) (May 29)
- 1985 **Brad Maxwell** from Quebec for John Anderson (Aug. 21)
- 1985 **Chris Kotsopoulos** from Hartford for Stewart Gavin (Oct. 7)
- 1985 **Tom Fergus** from Boston for Bill Derlago (Oct. 11)
- 1986 **Mike Allison** from NY Rangers for Walt Poddubny (Aug. 18)

LEAFS ALL-TIME PLAYER TRANSACTIONS

- 1986 **Terry Johnson** from Calgary for Jim Korn (Oct. 3)
- 1986 5th Round Draft Choice in 1988 Entry Draft (**Leonard Esau**) from Vancouver for Brad Maxwell (Oct. 3)
- 1986 **Rick Lanz** from Vancouver for Jim Benning and Dan Hodgson (Dec. 2)
- 1987 **Mark Osborne** from NY Rangers for Jeff Jackson and 3rd Round Draft Choice in 1989 Entry Draft (Rob Zamuner)(Mar. 5)
- 1987 **Ed Olczyk** and **Al Secord** from Chicago for Bob McGill, Steve Thomas and Rick Vaive (Sept. 4)
- 1987 **Dave Semenko** from Hartford for Bill Root (Sept. 9)
- 1987 **Dale Degray** from Calgary for future considerations (Oct.)
- 1987 **Sean McKenna** from Los Angeles for Mike Allison (Dec. 14)
- 1988 **Brian Curran** from NY Islanders for 6th Round Choice in 1988 Entry Draft (Pavel Gross) (Mar. 8)
- 1988 **Darren Veitch** from Detroit for Miroslav Frycer (Jun. 10)
- 1988 **Bill Root** from Philadelphia for Mike Stothers (Jun. 21)
- 1988 **John Kordic** from Montreal for Russ Courtnall (Nov. 7)
- 1989 5th Round Draft Choice in 1989 Entry Draft (**Keith Carney**) from Philadelphia for Al Secord (Feb. 7)
- 1989 **Ken Hammond** from Denver Rangers (IHL) (Feb. 18) in return for earlier loan of Chris McRae to Denver (Jan. 30)
- 1989 **Paul Lawless** from Vancouver for Peter Deboer (Feb. 25)
- 1989 1st Round Choice in the 1989 Entry Draft (**Rob Pearson**) from Philadelphia and 1st Round Choice in the 1989 Entry Draft (obtained by Philadelphia from Calgary in trade for Brad McCrimmon, Aug. 26, 1987) (**Steve Bancroft**) from Philadelphia for Ken Wregget (Mar. 6)
- 1989 **Rob Ramage** from Calgary for 2nd Round Draft Pick in 1989 Entry Draft (Kent Manderville) (Jun. 16)
- 1989 **Lou Franceschetti** from Washington for a 5th Round Draft Pick in the 1990 Entry Draft (Mark Ouimet) (Jun. 29)
- 1989 6th Round Choice in the 1991 Entry Draft from Philadelphia for Jiri Latal (Aug. 22)
- 1989 **Mark Laforest** from Philadelphia for the Flyers 6th Round Draft Pick in the 1991 Entry Draft (obtained for Jiri Latal) and a 5th Round Draft Pick in the 1991 Entry Draft (Sept. 8)
- 1989 **Tom Kurvers** from New Jersey for 1st Round Draft Pick in the 1991 Entry Draft (Scott Niedermayer) (Oct. 16)
- 1989 **Gilles Thibaudeau** and **Mike Stevens** from NY Islanders for Jack Capuano, Paul Gagne and Derek Laxdal (Dec. 20)
- 1989 4th Round Choice in 1990 Entry Draft (**Greg Walters**) from Edmonton for Vladimir Ruzicka (Dec. 21)
- 1990s
- 1990 **Kevin Maguire** and an 8th Round Draft Pick in 1991 (**Dmitri Mironov** from Philadelphia) for a 3rd Round Choice in the 1990 Entry Draft (Al Kinsky) (Jun. 16)
- 1990 **Greg Johnston** from NY Rangers for Mark Laforest and Tie Domi (Jun. 29)
- 1990 **Mike Krushelnyski** from Los Angeles for John McIntyre (Nov. 9)
- 1990 **Robert Cimetta** from Boston for Steve Bancroft (Nov. 9)
- 1990 **Dave Ellett** and **Paul Fenton** from Winnipeg for Ed Olczyk and Mark Osborne (Nov. 10)
- 1990 **Michel Petit**, **Lucien DeBlois** and **Aaron Broten** from Quebec for Scott Pearson and a 2nd round pick in 1991 (transferred to Washington - Eric Lavigne) and 1992 (Tomas Gronman) (Nov. 17)
- 1990 **Mike Poligno** and Buffalo's 8th Round Choice in 1991. Entry Draft (**Tomas Kucharcik**) for Lou Franceschetti and Brian Curran (Dec. 17)
- 1991 **Brian Bradley** from Vancouver for Tom Kurvers (Jan. 12)
- 1991 **Peter Zezel** and **Bob Rouse** from Washington for Al lafrate (Jan. 16)
- 1991 **Todd Hawkins** from Vancouver for Brian Blad (Jan. 22)
- 1991 5th Round Choice in the 1991 Entry Draft (**Alexei Kudashov**) from Washington for Paul Fenton and John Kordic (Jan. 24)
- 1991 8th Round Choice in the 1991 Entry (**Robb McIntyre**) from Detroit for Brad Marsh (Feb. 5)
- 1991 6th Round Choice in the 1991 Entry Draft (**Alexander Kuzminsky**) from Detroit for Allan Bester (Mar. 5)
- 1991 **Keith Osborne** from St. Louis for Darren Veitch (Mar. 5)
- 1991 **Robert Mendel** from Washington for Bobby Reynolds (Mar. 5)
- 1991 **Mike Bullard** from Philadelphia for future considerations (Jul. 26)
- 1991 **Grant Fuhr**, **Glenn Anderson**, and **Craig Berube** from Edmonton for Vincent Damphousse, Peter Ing, Scott Thornton, Luke Richardson (Sept. 19)
- 1991 **Ken Linseman** from Edmonton for cash (Oct. 7)
- 1991 Cash from Vancouver for Tom Fergus (Dec.18)
- 1991 **Guy Larose** from NY Rangers for Mike Stevens (Dec. 26)
- 1992 **Doug Gilmour**, **Jamie Macoun**, **Ric Nattress**, **Rick Wamsley** and **Kent Manderville** from Calgary for Gary Leeman, Michel Petit, Jeff Reese, Craig Berube and Alexander Godmyuk (Jan. 2)
- 1992 **Mark Ferner** from Washington for 12th round draft choice in 1992 (Feb. 27)
- 1992 5th Round Draft Choice in the 1992 Entry Draft (**Chris Deruiter**) from Buffalo for Dave Hannan (Mar. 10)
- 1992 **Ken Baumgartner** and **Dave McLlwain** from NY Islanders for Daniel Marois and Claude Loiselle (Mar. 10)
- 1992 **Mark Osborne** from Winnipeg for Lucien DeBlois (Mar. 10)
- 1992 Cash from Calgary for Todd Gillingham (Jun. 2)
- 1992 **Brad Marsh** from Detroit for future considerations (Jun. 5)
- 1992 **Jarmo Myllys** from San Jose for cash (Jun. 15)
- 1992 NY Islanders' first and second round choices in 1992 Entry Draft (**Brandon Convery** and 2nd round pick later traded to Washington) (Jim Carey) in exchange for Toronto's first round choice in 1992 Entry Draft (Darius Kasparaitis) (Jun. 20).
- 1992 Future considerations from Ottawa for Brad Marsh (Jul. 20)
- 1992 **Ken McRae** from Quebec for Len Esau (Jul. 21)
- 1992 **Sylvain Lefebvre** from Montreal for Toronto's third round draft choice in 1994 (Martin Belanger) (Aug. 20).
- 1992 **Bob McGill** claimed on waivers from Tampa Bay Lightning (Sept. 9).
- 1992 **John Cullen** from Hartford for a second round draft choice in 1993 (traded to San Jose - Vlastamil Kroupa) (Nov. 24)

LEAFS ALL-TIME PLAYER TRANSACTIONS

- 1992** **Bill Berg** claimed on waivers from NY Islanders (Dec. 3).
- 1993** **Dave Andreychuk** and **Daren Puppa** and a first round pick in 1993 (**Kenny Jonsson**) from Buffalo for Grant Fuhr and Toronto's 6th round pick in 1995 (Feb. 2).
- 1993** **Brad Miller** from Ottawa in exchange for Toronto's ninth round selection in the 1993 Entry Draft (Pavol Demitra) (Feb. 26).
- 1993** Joe Sacco selected by Anaheim and Daren Puppa chosen by Florida in the 1993 Expansion Draft (Jun. 24).
- 1993** Future considerations from Florida for Dave Tomlinson (Aug. 3).
- 1993** Future considerations from Winnipeg for Kevin McClelland (Aug. 12)
- 1993** **Daniel Jardemyr** from Winnipeg for future considerations (Aug. 25).
- 1993** **Todd Gillingham** and **Paul Holden** from Calgary in exchange for Jeff Perry and Brad Miller (Sept. 2).
- 1993** **Chris Covedaris** signed as free agent from Hartford (Sept. 7).
- 1993** Future considerations from Florida for Mike Foligno (Nov. 5).
- 1993** **Greg Smyth** from Florida for future considerations (Dec. 7).
- 1994** Guy Larose claimed on waivers by Calgary (Jan. 1).
- 1994** Greg Smyth claimed on waivers by Chicago (Jan. 8).
- 1994** **Mark Greig** and a 6th round draft pick in 1995 (**Doug Bonner**) from Hartford for Ted Crowley (Jan. 25).
- 1994** **Pat Jablonski** from Tampa Bay for future considerations (Feb. 21).
- 1994** **Ken Belanger** from Hartford for a 9th round pick (Matt Ball) in 1994 (Mar. 18).
- 1994** **Mike Gartner** from NY Rangers for Glenn Anderson, Scott Malone and 4th round pick (Alexander Korobolin) in 1994 (Mar. 21).
- 1994** **Trent Cull** and **Mark Kolesar** signed as free agents (Jun. 3).
- 1994** **Mats Sundin**, **Garth Butcher**, **Todd Warriner** and Quebec's 1st round pick in 1994 (traded to Washington - Nolan Baumgartner) for Wendel Clark, Sylvain Lefebvre, Landon Wilson and Toronto's 1st round pick in 1994 (Jeffrey Kealty) (Jun. 28).
- 1994** **Mike Ridley** and Washington's 1st round pick in 1994 (**Eric Fichaud**) for Rob Pearson and Toronto's 1st round pick in 1994 (Nolan Baumgartner) (Jun. 28).
- 1994** NY Islanders third round pick in 1994 (**Fredrik Modin**) for Toronto's second-round pick in 1995 (D.J. Smith) (Jun. 28).
- 1994** Fourth round pick in 1996 from Los Angeles for Yanic Perreault (Jul. 14).
- 1994** **Mike Craig** signed as a free agent (Jul. 29).
- 1994** Peter Zezel and Grant Marshall awarded to Dallas as equalization for Toronto's signing of Mike Craig (Aug. 10).
- 1994** **Terry Yake** from Anaheim for David Sacco (Sept. 28).
- 1994** **Dixon Ward**, **Guy Leveque**, **Shayne Topowski** and **Kelly Fairchild** from Los Angeles in exchange for Eric Lacroix, Chris Snell and a fourth round pick in the 1996 Entry Draft (Eric Belanger) (Oct. 3)
- 1995** **Randy Wood** claimed from Buffalo in NHL Waiver Draft (Jan. 18).
- 1995** **Warren Rychel** obtained from Washington, who was obtained from Los Angeles earlier that day, for Toronto's fourth round selection in 1995 (Sebastien Charpentier) (Feb. 10)
- 1995** **Cord Kruppke** (with Adirondack of the AHL) from Detroit for Chris Covedaris (with Milwaukee of the IHL) (Feb. 17)
- 1995** **Rich Sutter** from Tampa Bay for future considerations (Mar. 13)
- 1995** **Benoit Hogue** and NY Islanders' third round pick in 1995 (**Ryan Pepperal**) and fifth round pick in 1996 (**Brandon Sugden**) for junior Eric Fichaud (Apr. 6)
- 1995** **Paul DiPietro** from Montreal for a fourth round draft selection in 1996 (Kim Staal) (Apr. 6).
- 1995** A sixth round pick in 1996 from Calgary for Nikolai Borschevsky (**Chris Bogas**) (Apr. 6)
- 1995** **Grant Jennings** from Pittsburgh for Drake Berehowsky (Apr. 7)
- 1995** **Tie Domi** from Winnipeg for Mike Eastwood and Toronto's third round selection in 1995 (Brad Isbister) (Apr. 7).
- 1995** **Sergio Momesso** from Vancouver for Mike Ridley (Jul. 8).
- 1995** **Larry Murphy** from Pittsburgh for Dmitri Mironov and Toronto's second round pick in 1996 (transferred to New Jersey - Joshua Dewolf) (Jul. 8).
- 1995** **Rob Zettler** from Philadelphia for a fifth round draft pick in 1996 (Per-Ragna Bergquist) (Jul. 8).
- 1995** **Mike Hudson** signed as a free agent from Pittsburgh (Aug. 28).
- 1995** **Dmitry Yushkevich** and Philadelphia's second round pick in 1996 (**Francis Larivee**) for Toronto's first round pick in 1996 (Dainius Zubrus), second pick in 1997 (Jean-Marc Pelletier), and LA's fourth round pick in 1996 (transferred back to Los Angeles - Mikael Simons) acquired in 1994 Yanic Perreault trade (Aug. 30).
- 1995** **Brent Gretzky** signed as a free agent (Sept. 8).
- 1995** Pat Jablonski claimed by St. Louis in NHL Waiver Draft. Future considerations from Colorado for Warren Rychel (Oct. 2).
- 1995** **Peter White** and 1996 4th round pick from Edmonton for Kent Manderville (Dec. 4).
- 1996** Mike Hudson claimed on waivers by St. Louis (Jan. 4).
- 1996** Damian Rhodes and Ken Belanger traded to the NY Islanders in exchange for **Kirk Muller**. New York then dealt Rhodes and Wade Redden to Ottawa in exchange for Bryan Berard and Martin Straka. Toronto received **Don Beaupre** from the Senators. (Jan. 23).
- 1996** **Dave Gagner** and Dallas' sixth round pick in 1996 (**Dmitri Yakushin**) for Randy Wood and Benoit Hogue. (Jan. 28).
- 1996** **Nick Kypreos** and **Wayne Presley** from NY Rangers for Bill Berg and Sergio Momesso. (Feb. 29).
- 1996** **Wendel Clark**, **Mathieu Schneider** and unsigned junior **Denis (D.J.) Smith** from the NY Islanders for Kenny Jonsson, Darby Hendrickson, junior Sean Haggarty and the Leafs' 1st round selection in 1997 (Roberto Luongo) (Mar. 13).

LEAFS ALL-TIME PLAYER TRANSACTIONS

- 1996 A 2nd round selection in the 1996 Entry Draft (**Marek Posmyk**) and New Jersey's 4th round selection in 1998 (transferred to Edmonton - **Kristian Antila**) for Dave Andreychuk (Mar. 13).
- 1996 A fourth round pick in 1996 (transferred to Montreal - Kim Staal) from Anaheim for Ken Baumgartner (Winnipeg's draft selection from Selanne trade on Feb. 7) (Mar. 20).
- 1996 **Jamie Baker** and San Jose's fifth round draft pick (**Peter Cava**) for Todd Gill (Jun. 14).
- 1996 A 4th round pick in 1996 (**Vladmir Antipov**) from Phoenix for Mike Gartner (Jun. 22).
- 1996 A 3rd round pick in 1996 (**Mike Lankshear**), from Calgary for Dave Gagner (Jun. 22).
- 1996 **Scott Pearson** signed as a free agent (Jul. 24).
- 1996 **Daniel Marois** signed as a free agent. (Aug. 20).
- 1996 **Greg Smyth** signed as a free agent. (Aug. 22).
- 1996 **Darby Hendrickson** acquired from NY Islanders in exchange for a conditional 1998 mid round draft pick (Jiri Dopita) (Oct. 11)
- 1996 Ralph Intranuovo claimed by Edmonton off waivers (Oct. 25)
- 1996 **Tom Pederson** signed as a free agent (Dec. 13).
- 1997 **Craig Wolanin** obtained from Tampa Bay in exchange for Toronto's 1998 third round draft pick (transferred to Edmonton - Alex Henry) (Jan. 31)
- 1997 **Jason Smith**, **Steve Sullivan** and **Alyn McCauley** from New Jersey in exchange for Doug Gilmour, Dave Ellett and a 1999 3rd round pick (Andre Lakos) previously obtained from Devils (Feb. 25)
- 1997 Future considerations from Detroit for Larry Murphy (Mar. 18)
- 1997 **Kelly Chase** from Hartford in exchange for Toronto's 8th round selection in 1998 Entry Draft (Jaros Svoboda) (Mar. 18)
- 1997 **Jason Podollan** from Florida in exchange for Kirk Muller (Mar. 18).
- 1997 **Per Gustafsson** obtained from Florida in exchange for Mike Lankshear (Jun. 12).
- 1997 **Derek King** and **Mike Kennedy** signed as free agents (Jul. 3).
- 1997 **Kris King** signed as a free agent (Jul. 7).
- 1997 **Glenn Healy** signed as a free agent (Jul. 8).
- 1997 **Kevyn Adams** signed as a free agent (Aug. 1)
- 1997 **Igor Korolev** signed as a free agent (Sept. 28)
- 1997 Future considerations from St. Louis for Kelly Chase (Sept. 30)
- 1998 **Jeff Brown** acquired from Carolina in exchange for a conditional 1999 4th round draft pick (transferred to Nashville - Yevgeny Pavlov) (Jan. 2)
- 1998 **Lonny Bohonos** from Vancouver in exchange for Brandon Convery (Mar. 7)
- 1998 An 8th round draft pick in 1998 (**Dwight Wolfe**) from Ottawa for Per Gustafsson (Mar. 17)
- 1998 **Sylvain Cote** from Washington for Jeff Brown (Mar. 24)
- 1998 A 4th round pick in 1998 Entry Draft from Detroit (**Alexei Ponikarovsky**) for Jamie Macoun (Mar. 24)
- 1998 An 8th round pick in 1998 Entry Draft from Dallas (**Mihail Travnicek**) for Mike Kennedy (Mar. 24)
- 1998 Rob Zettler selected by Nashville in the 1998 Expansion Draft (Jun. 26)
- 1998 **Ladislav Kohn** from Calgary for David Cooper (Jul. 2)
- 1998 **Steve Thomas** signed as a free agent (Jul. 12)
- 1998 **Dallas Eakins** signed as a free agent (Jul. 14)
- 1998 **Curtis Joseph** signed as a free agent (Jul. 15)
- 1998 **Niklas Andersson** signed as a free agent (Sept. 4)
- 1998 **Kevin Dahl** claimed from St. Louis in NHL Waiver Draft (Oct. 5)
- 1998 **Garry Valk** and **Glen Featherstone** signed as free agents (Oct. 6)
- 1998 **Alexander Karpovtsev** and the NY Rangers' fourth round pick in 1999 (**Mirko Murovic**) for Mathieu Schneider (Oct. 14)
- 1999 **Bryan Berard** and the NY Islanders' sixth round selection (**Jan Sochor**) for Felix Potvin and Toronto's sixth round selection, later traded to Tampa Bay - (Fedor Fedorov) (Jan. 9)
- 1999 **Chris McAllister** from Vancouver for Darby Hendrickson (Feb. 16)
- 1999 **David Nemirovsky** from Florida for Jeff Ware (Feb. 17)
- 1999 **Yanic Perreault** from Los Angeles for Jason Podollan and Toronto's third round pick (Cory Campbell) in the 1999 Entry Draft (Mar. 23)
- 1999 Edmonton's fourth round pick (**Jonathan Zion**) in the 1999 Entry Draft and second round pick in the 2000 Entry Draft (**Kris Vernarsky**) for Jason Smith (Mar. 23)
- 1999 Yannick Tremblay selected by Atlanta in the 1999 Expansion Draft (Jun. 25)
- 1999 **Jonas Hoglund** signed as a free agent (Jul. 7)
- 1999 **Greg Andrusak**, **Brian Wiseman** and **Terran Sandwith** signed as free agents (Jul. 9)
- 1999 **Jason Bonsignore** signed as a free agent (Jul. 15)
- 1999 Atlanta's sixth round pick in the 2001 Entry Draft for the rights to Martin Prochazka (Jul. 15)
- 1999 Future considerations from Tampa Bay for Jeff Reese (Aug. 6)
- 1999 **Craig Charron** obtained from NY Islanders in exchange for Niklas Andersson (Aug. 17)
- 1999 **Jimmy Waite** signed as a free agent (Aug. 19)
- 1999 **Cory Cross** and a 7th round selection in the 2001 Entry Draft from Tampa Bay for Fredrik Modin (Oct. 1)
- 1999 A 2nd round selection in the 2001 Entry Draft and a conditional draft choice also in 2001 from the Chicago in exchange for Sylvain Cote (Oct. 8)
- 1999 **Tyler Hariton** and future considerations from St. Louis in exchange for Derek King (Oct. 20)
- 1999 Boston's right to match **Dmitri Khristich's** arbitration award in exchange for Toronto's 2nd round choice in the 2000 Entry Draft (Ivan Huml) (Oct. 21)
- 1999 Steve Sullivan claimed by Chicago off waivers (Oct. 23)
- 1999 A 3rd round pick in the 2000 Entry Draft (**Mikael Tellqvist**) from Tampa Bay in exchange for Todd Warriner (Nov. 29)

2000s

- 2000 **Darcy Tucker** and a 4th round pick in the 2000 Entry Draft (**Miguel Delisle**) from Tampa Bay in exchange for Mike Johnson, Marek Posmyk and Toronto's 5th and 6th round picks in the 2000 Entry Draft (Pavel Sedov, Aaron Gionet) (Feb. 9)
- 2000 **Don MacLean** from Los Angeles in exchange for Craig Charron (Feb. 23)

LEAFS ALL-TIME PLAYER TRANSACTIONS

- 2000 Kevyn Adams selected by the Columbus and Tommi Rajamaki chosen by the Minnesota in the 2000 Expansion Draft (Jun. 23)
- 2000 Anaheim's 6th and 7th round picks (**Vadim Sozinov**, **Markus Seikola**) in exchange for the rights to Jonathan Hedstrom (Jun. 25)
- 2000 **Gary Roberts** and **Shayne Corson** signed as free agents (Jul. 4)
- 2000 **Dave Manson** signed as a free agent (Aug. 16)
- 2000 **Regan Kelly** from Philadelphia in exchange for Chris McAllister (Sept. 26)
- 2000 **Bryan McCabe** from Chicago in exchange for Alexander Karpovtsev and Toronto's 4th round pick in the 2001 Entry Draft (Vladimir Gusev) (Oct. 2)
- 2000 Future considerations from Dallas in exchange for Gerald Diduck (Oct. 29)
- 2000 A 3rd round pick in the 2001 Entry Draft (**Brendan Bell**) from Washington (originally Tampa Bay's pick) in exchange for Dmitri Khristich (Dec. 11)
- 2001 **Wade Belak** claimed off waivers from Calgary (Feb. 16)
- 2001 **Maxim Galanov** from Tampa Bay in exchange for Konstantin Kalmikov (Feb. 20)
- 2001 **Ali Berg** from Los Angeles in exchange for Adam Mair and Toronto's 2nd round pick in the 2001 Entry Draft (Mike Cammalleri) (Mar. 13)
- 2001 **Robert Reichel**, **Travis Green** and **Craig Mills** from Phoenix in exchange for Danny Markov (Jun. 12)
- 2001 **Mikael Renberg** from Phoenix in exchange for Sergei Berezin (Jun. 22)
- 2001 A 3rd round pick in the 2001 Entry Draft (**Nicolas Corbeil**) from Chicago (originally Philadelphia's pick) in exchange for Igor Korolev (Jun. 23)
- 2001 **Alexander Mogilny** signed as a free agent (Jul. 3)
- 2001 **Anders Eriksson** signed as a free agent (Jul. 4)
- 2001 **Marty Wilford** from Chicago in exchange for the rights to free agent Shawn Thornton, assigned Wilford to St. John's (AHL) (Sept. 30)
- 2001 **Corey Schwab** signed as a free agent. (Oct. 1)
- 2001 **Jyrki Lumme** from Dallas in exchange for Dave Manson (Nov. 21)
- 2002 **Marc Moro** from Nashville in exchange for D.J. Smith and Marty Wilford (Mar. 1)
- 2002 **Tom Barrasso** from Carolina in exchange for a fourth round draft choice (Kevin Nastiuk) in the 2003 NHL Entry Draft (Mar. 15)
- 2002 **Ric Jackman** from Boston in exchange for rights to Kris Vernarsky (May 13)
- 2002 **Josh Holden** from Vancouver in exchange for Jeff Farkas (Jun. 23)
- 2002 **Ryan Bonni** from Vancouver in exchange for future considerations (Jun. 25)
- 2002 **Ed Belfour** signed as a free agent (Jul. 2)
- 2002 **Tom Fitzgerald** signed as a free agent (Jul. 17)
- 2002 **Robert Svehla** from Florida in exchange for Dmitry Yushkevich (Jul. 19)
- 2002 **Aaron Gavey** signed as a free agent (Jul. 24)
- 2002 **Nathan Barrett** signed as a free agent (Jul. 31)
- 2002 **Trevor Kidd** signed as a free agent (Aug. 26)
- 2002 **Brad Leeb** from Vancouver in exchange for the rights to Tomas Mojzis (Sept. 4)
- 2002 **Harold Druken** off waivers from Carolina (Nov. 11)
- 2002 **Nathan Perrott** from Nashville in exchange for Bob Wren (Nov. 30)
- 2003 **Harold Druken** claimed off waivers by Carolina (Jan. 16)
- 2003 **Owen Nolan** from the San Jose in exchange for Alyn McCauley, Brad Boyes and a first round draft choice in the 2003 NHL Entry Draft (later traded to Boston - Mark Stuart) (Mar. 5)
- 2003 **Glen Wesley** from Carolina in exchange for a second round draft choice in the 2004 NHL Entry Draft (transferred to Columbus - Kyle Wharton) (Mar. 9)
- 2003 **Doug Gilmour** from Montreal in exchange for a sixth round draft choice in the 2003 NHL Entry Draft (Mark Flood) (Mar. 11)
- 2003 **Phil Housley** from Chicago in exchange for future considerations (Mar. 11)
- 2003 **Harold Druken** and **Jeff Daw** from Carolina in exchange for Allan Rourke and future considerations (May 29)
- 2003 **Bryan Marchment** signed as a free agent (Jul. 11)
- 2003 **Joe Nieuwendyk** signed as a free agent (Sept. 10)
- 2003 **Ken Klee** signed as a free agent (Sept. 27)
- 2003 **Travis Green** claimed on waivers by Columbus; **Petr Tenkrat** off waivers by Toronto to Columbus (Oct. 3)
- 2003 **Clarke Wilim** signed as a free agent (Oct. 28)
- 2004 **Craig Johnson** claimed off waivers from Anaheim (Jan. 10)
- 2004 **Drake Berehowsky** from Pittsburgh in exchange for Ric Jackman (Feb. 11)
- 2004 **Brian Leetch** from NY Rangers in exchange for Maxim Kondratiev, Jarkko Immonen, a first round selection in the 2004 NHL Entry Draft (transferred to Calgary - Kris Chucko) and a second round selection in the 2005 NHL Entry Draft (Michael Sauer) (Mar. 3)
- 2004 **Craig Johnson** claimed off waivers by Washington (Mar. 5)
- 2004 **Chad Kilger** claimed off waivers from Montreal (Mar. 9)
- 2004 **Ron Francis** from Carolina in exchange for a fourth round selection in 2005 NHL Entry Draft (transferred to Columbus - Jared Boll) (Mar. 9)
- 2004 **Calle Johansson** signed as a free agent (Mar. 9)
- 2004 **Andy Wozniwski** signed as a free agent (May 27)
- 2004 **Chris St. Jacques** signed as a free agent (Jun. 2)
- 2005 **Jeff O'Neill** from Carolina in exchange for a conditional fourth round selection in the 2006 NHL Entry Draft (transferred to St. Louis - Reto Berra) (Jul. 30)
- 2005 **Jason Allison** signed as a free agent (Aug. 5)
- 2005 **Alexander Khavanov** signed as a free agent (Aug. 10)
- 2005 **Eric Lindros** signed as a free agent (Aug. 11)
- 2005 **Mike Hoffman** signed as a free agent (Aug. 12)
- 2005 **Jean-Sebastien Aubin** signed as a free agent (Aug. 18)
- 2005 **John Pohl** from St. Louis for future considerations (Aug. 24)
- 2005 **Mariusz Czerkawski** signed as a free agent (Sept. 9)
- 2005 **Brad Brown** signed as a free agent (Sept. 10)
- 2005 A conditional 6th round pick (**Leo Komarov**) in 2006 Entry Draft in exchange for Nathan Perrott (Nov. 6)
- 2006 **Luke Richardson** from Columbus in exchange for a conditional 5th round pick (Nick Sucharski) in 2006 Entry Draft (Mar. 8)
- 2006 **Alexander Sjugobov** from New Jersey in exchange for Ken Klee (Mar. 8)
- 2006 **Andrew Raycroft** from Boston in exchange for Tuukka Rask (Jun. 24)

LEAFS ALL-TIME PLAYER TRANSACTIONS

- 2006 Hal Gill signed as a free agent (Jul. 1)
- 2006 Pavel Kubina signed as a free agent (Jul. 1)
- 2006 Erik Westrum signed as a free agent (Jul. 13)
- 2006 Michael Peca signed as a free agent (Jul. 18)
- 2006 Brent Aubin signed as a free agent (Sept. 15)
- 2006 Boyd Devereaux signed as a free agent (Oct. 7)
- 2006 Tyson Nash and a 4th round pick (Matt Frattin) in 2007 Entry Draft from Phoenix in exchange for Mikael Tellqvist (Nov. 28)
- 2007 Travis Green claimed off waivers from Anaheim (Jan. 10)
- 2007 Yanic Perreault and a 5th round choice in the 2008 NHL Entry Draft from Phoenix in exchange for Brendan Bell, and a 2nd round choice in 2008 Entry Draft (Feb. 27)
- 2007 Reid Cashman signed as a free agent (Mar. 20)
- 2007 Vesa Toskala and Mark Bell from San Jose in exchange for a first round pick in the 2007 Entry Draft (later traded to St. Louis-Lars Eller), a second round pick in the 2007 Entry Draft (later traded to St. Louis-Aaron Palushaj) and a fourth round pick in 2009 Entry Draft (Jun. 22).
- 2007 Simon Gamache signed as a free agent (Jun. 25)
- 2007 Jason Blake signed as a free agent (Jul. 1)
- 2007 Scott Clemmensen signed as a free agent (Jul. 6)
- 2007 David Ling signed as a free agent (Jul. 9)
- 2007 Derrick Walser signed as a free agent (Jul. 18)
- 2007 Tony Salmelainen signed as a free agent (Aug. 31)
- 2008 Dominic Moore claimed off waivers from Minnesota (Jan. 11)
- 2008 Kyle Rogers signed as a free agent (Mar. 29)
- 2008 Stefano Giliati signed as a free agent (Apr. 3)
- 2008 Tim Stapleton signed as a free agent (Jun. 6)
- 2008 A fifth round pick in 2008 from Florida in exchange for Wade Belak (Feb. 26)
- 2008 A second round pick in 2008 and a fifth round pick in 2009 from Pittsburgh in exchange for Hal Gill (Feb. 26)
- 2008 A third round pick in 2008 from Florida in exchange for a Chad Kilger (Feb. 26)
- 2008 Jamal Mayers from St. Louis in exchange for the 70th pick overall in 2008 Entry Draft (James Livingston) (Jun. 19)
- 2008 Jeff Finger signed as a free agent (Jul. 1)
- 2008 Niklas Hagman signed as a free agent (Jul. 1)
- 2008 Curtis Joseph signed as a free agent (Jul. 1)
- 2008 Mikhail Grabovski from Montreal in exchange for Toronto's second round pick in 2010 and rights to Greg Pateryn (Jul. 3)
- 2008 Ryan Hollweg from the New York Rangers in exchange for Pittsburgh's fifth round pick in 2009 (Jul. 14)
- 2008 Mike Van Ryn from Florida in exchange for Bryan McCabe and Toronto's fourth round pick in 2010 (Sep. 2)
- 2008 Lee Stempniak from St. Louis in exchange for Carlo Colaiacovo and Alex Steen (Nov. 24)
- 2009 Brad May from Anaheim in exchange for a conditional six-round pick in 2010 (Jan. 7)
- 2009 Ryan Hamilton from Minnesota in exchange for Robbie Earl (Jan. 21)
- 2009 Martin Gerber claimed off waivers from Ottawa (Mar. 4)
- 2009 Erik Reitz claimed off waivers from the New York Rangers (Mar. 4)
- 2009 A 2009 second round pick and a conditional pick from the New York Rangers in exchange for Nik Antropov (Mar. 4)
- 2009 A 2009 pick (previously Carolina's pick) from Buffalo in exchange for Dominic Moore (Mar. 4)
- 2009 Olaf Kolzig, Jamie Heward, Andy Rogers and a fourth round draft pick in 2009 from Tampa Bay in exchange for Richard Petiot (Mar. 4)
- 2009 Jeff Hamilton signed as a free agent (Mar. 5)
- 2009 Jay Harrison signed as a free agent (Mar. 27)
- 2009 Christian Hanson signed as a free agent (Mar. 31)
- 2009 Tyler Bozak signed as a free agent (Apr. 3)
- 2009 Robert Slaney signed as a free agent (Apr. 14)
- 2009 Mike Komisarek signed as a free agent (Jul. 1)
- 2009 Colton Orr signed as a free agent (Jul. 1)
- 2009 Garnet Exelby and Colin Stuart from Atlanta in exchange for Pavel Kubina and Tim Stapleton (Jul. 1)
- 2009 Francois Beauchemin signed as a free agent (Jul. 6)
- 2009 Tim Brent signed as a free agent (Jul. 6)
- 2009 Jay Rosehill signed as a free agent (Jul. 6)
- 2009 Richard Greenop signed as a free agent (Jul. 6)
- 2009 Jonas Gustavsson signed as a free agent (Jul. 7)
- 2009 Rickard Wallin signed as a free agent (Jul. 10)
- 2009 Wayne Primeau and Calgary's 2nd round pick in 2011 from Calgary in exchange for Anton Stralman, Colin Stuart and Toronto's 7th round draft pick in 2012 (Jul. 27)
- 2009 Conditional draft pick in 2011 from Anaheim in exchange for Justin Pogge (Aug. 10)
- 2009 Joey MacDonald signed as a free agent (Aug. 10)

OCTOBER

October 5, 2005

The Toronto Maple Leafs lost 3-2 in a shootout to the Ottawa Senators in the first ever NHL game decided by a shootout.

October 6, 2007

The Toronto Maple Leafs won their 2,500th game in franchise history when they defeated Montreal 4-3 in overtime at Air Canada Centre.

October 10, 1930

King Clancy joined Toronto after his services were purchased from Ottawa for an unheard of amount of \$35,000. The Board of Directors would only contribute \$25,000 and the remainder was obtained on a longshot bet on a race horse called Rare Jewel, owned by Smythe.

October 10, 2002

Leafs open the season in Pittsburgh with a 6-0 win. Ed Belfour makes 33 saves and becomes the first goaltender in franchise history to record a shutout in his Maple Leafs debut.

October 11, 2007

Mats Sundin became the Maple Leafs all-time leader in goals and points, when he scored his 390th goal and 917th point, in Toronto's 8-1 win over the New York Islanders at Air Canada Centre.

October 13, 1947

Leafs play NHL All-Stars in first game between Stanley Cup Champions and NHL All-Stars (4-3 All-Stars).

October 14, 2006

Mats Sundin registered three goals and an assist, including the game-winning goal, while shorthanded in overtime as the Maple Leafs won, 5-4, over Calgary. Sundin's final goal of the game was the 500th of his career and he became the first player in Maple Leafs history to record that milestone while playing for Toronto.

October 16, 1971

Normie Ullman becomes fourth NHLer to reach 1,000 career points.

October 23, 1993

Leafs set mark for most consecutive wins to start the season with their 9th over Tampa Bay (2-0), extending streak to 10 five days later (4-2) over Chicago (also club mark for consecutive wins).

October 26, 1980

Darryl Sittler establishes Leaf record with 15th career hat trick.

October 30, 1943

Gus Bodnar, playing first NHL game, sets NHL record that still stands today for fastest goal by a rookie (15 seconds).

NOVEMBER

November 10, 1986

King Clancy died after 42 years of service with the Maple Leafs as a player, coach, and assistant general manager.

November 12, 1931

Maple Leaf Gardens opens as Leafs play against the Blackhawks (2-1 Chicago).

November 20, 1934

Busher Jackson sets NHL record (since tied) for most goals in one period with four at St. Louis.

November 23, 1944

Toronto dresses only 11 players and lose 5-1 to Boston.

November 23, 1958

GM George (Punch) Imlach replaces Billy Reay as Coach.

November 29, 2008

Brian Burke named President and General Manager of the Toronto Maple Leafs.

DECEMBER

December 2, 2003

Mats Sundin scores his 64th game winning goal in a 5-4 win over the New York Rangers to move past Dave Keon as the franchise's all-time leader.

December 6, 2001

Pat Quinn records his 500th coaching victory in a 6-3 victory in New York against the Rangers

December 15, 2001

Tie Domi passes Dave Williams to become the Leafs' all-time penalty minute leader in a 6-4 win versus Montreal.

December 17, 1930

A \$5,000 cheque on this date, along with a \$20,000 cheque on October 6, 1930, two players and a racetrack longshot winner which returned \$10,000 allowed Leafs to pay Ottawa for King Clancy.

December 19, 2005

Ed Belfour registered his 448th career victory in a 9-6 win versus the New York Islanders surpassing Terry Sawchuk for second all-time in NHL wins.

December 29, 1988

Leafs tie NHL record and set club mark for two fastest goals (four seconds) when Ed Olczyk and Gary Leeman strike at Quebec.

JANUARY

January 2, 1971

During third period of 13-0 win over Detroit, Leafs set club records for most points (18), goals (7) and assists (11) in one period.

January 4, 2007

The Maple Leafs set a new franchise road record when they recorded three goals in 42 seconds, as they won, 10-2, over the Bruins. The three goals were scored in the second period by Bates Battaglia (15:33), Alex Steen (15:51), and Kris Newbury (16:15).

January 8, 1944

Babe Pratt sets Leaf game mark with six assists versus Boston (since tied).

January 8, 1947

Howie Meeker nets five versus Chicago (NHL record most goals one game by a rookie).

January 13, 2004

Gary Roberts and Tom Fitzgerald both play their 1000th career NHL games becoming the first players to reach the milestone on the same night. Toronto defeats Calgary 4-1 at Air Canada Centre

January 17, 2028

Hap Day becomes first Leaf to score three goals in one game during 6-1 home triumph over New York.

January 19, 1932

Charlie Conacher becomes first Leaf with five goals in a game (versus New York's Roy Worters) in 11-3 decision at MLC.

January 22, 1994

Felix Potvin becomes first Leaf player voted to starting lineup of the NHL All-Star Game, halting 16 of 19 shots for the Western Conference at Madison Square Garden.

January 27, 1988

Leafs snap a club-record 15-game winless streak (5-2 over LA at MLC).

January 31, 2004

Pat Quinn records his 600th career NHL win as a head coach after a 5-1 defeat of the Ottawa Senators at Air Canada Centre.

FEBRUARY

February 1, 1955

Hap Day appointed only the second general manager in team history. He would become the only man to serve as team captain, coach, and general manager.

February 2, 1977

Ian Turnbull achieves NHL record for defencemen with five goals versus Detroit.

February 5-6, 2000

Toronto plays host to the 50th NHL All-Star Game. The World team defeats North America by a score of 9-4. The Leafs are heavily represented in the game with three players (Joseph, Sundin, Yushkevich) and Pat Quinn as head coach of the North American team.

February 6, 1932

Charlie Conacher scored seven seconds into the game to set a record that stood for 41 years (Toronto defeated Boston 6-0).

February 7, 1976

Darryl Sittler sets NHL standard for most points one game (10) with six goals, four assists versus Boston.

February 13, 1993

Doug Gilmour ties Babe Pratt's mark for most assists in a game with six in 6-1 victory over Minnesota on same night Pat Burns celebrates 200th NHL regular-season win.

February 13, 1999

After 68 storied seasons at Maple Leaf Gardens the Maple Leafs played their final game. The Leafs hosted the Chicago Blackhawks, the team that opened the Gardens on November 12, 1931. While the Leafs dropped a 6-2 decision, the sellout crowd of 15,726 and millions more tuning in on television and radio were part of a special farewell to the last of the original six arenas.



February 14-24, 2002

Nine Leaf players/prospects participate in Olympic Winter Games. Pat Quinn and Curtis Joseph capture Gold medals for Canada.

February 14, 1934

"Ace Bailey Benefit Game" is played at MLG. Packed house watched the Leafs defeat NHL All-Stars 7-3. Game featured Eddie Shore, Howie Morenz and Lionel and Charlie Conacher on opposing teams.

February 17, 1927

Leafs beat N.Y. Americans 4-1 in their first game as the "Leafs." Pat Patterson scored first ever "Leaf" goal in that game.

February 17, 1990

Leaf great Hap Day dies. He was the only Leaf to serve the team as a Captain, Coach and General Manager.

February 20, 1944

Maple Leafs and Blackhawks played a penalty-free 0-0 tie at Chicago Stadium.

February 20, 1999

A new era in Maple Leaf hockey began with the inaugural game at the new home of the Maple Leafs - Air Canada Centre. A sellout crowd of 18,819 attending the christening of the new building witnessed a storybook ending with a 3-2 overtime victory over long-time rival the Montreal Canadiens. Todd Warriner scored the first goal at ACC 6:04 into the first period. Steve Thomas scored the overtime marker with only 1:12 remaining in the extra frame.

February 22, 1993

Glenn Anderson becomes second player in Leaf uniform to earn career 1,000 points in 8-1 victory at Vancouver on same night Doug Gilmour earns 73rd assist to break Darryl Sittler's season record.

February 26, 2006

Mats Sundin collected an assist on the game-winning goal versus Finland, as he captained Sweden to a gold medal at 2006 Winter Olympics in Turin, Italy. Also winning medals at the Olympics from the Maple Leafs were Mikael Tellqvist - Sweden (Gold), Aki Berg - Finland (Silver), Tomas Kaberle - Czech Republic (Bronze). Bryan McCabe and Head Coach Pat Quinn represented Canada, and Nik Antropov played for Kazakhstan.

MARCH**March 2, 2002**

Toronto wears commemorative St. Patricks uniforms in honour of the Maple Leafs 75th anniversary. The Leafs and Buffalo Sabres play to a 3-3 tie.

March 3, 1993

Doug Gilmour joins Darryl Sittler as second Leaf to earn 100 points with assist in 3-1 win over Minnesota then goes on to set single season Leaf marks for points (127) and assists (95).

March 3, 2009

The Maple Leafs set a franchise record and tied an NHL record by going to overtime in seven straight games from Feb. 19, 2009 to Mar. 3, 2009. The Leafs extended the streak to seven games on Mar. 3 when they lost 3-2 in overtime to New Jersey at Air Canada Centre.

March 4, 1967

Terry Sawchuk adds to his NHL record with 100th career shutout (versus Chicago).

March 6, 2008

Mats Sundin became the 46th player in NHL history to play in his 1300th career NHL game, as the Maple Leafs won 8-2 at Boston. Sundin scored his 30th goal of the season and collected two assists in the contest. Sundin recorded 30 or more goals in 13 NHL seasons. Sundin holds the Maple Leafs record for 30+ goal seasons with 10.

March 10, 2003

Leafs visit Edmonton and Mats Sundin records his 1000th career NHL point with the game winning goal.

March 12, 1994

Dave Andreychuk sets Leaf record for left wingers (held by Frank Mahovlich) by scoring 49th goal of season against the jets.

March 14, 1981

Darryl Sittler completes "hat trick scoring feat" with three goals in 5-3 home win over the Capitals. The three goals shatter Dave Keon's Leaf career mark of 365. On March 7, Sittler's 40th assist of the season versus Calgary breaks Keon's Leaf record of 493 while Keon's Leaf points record of 858 is eclipsed by Sittler with two assists at Washington on March 8.

March 15, 2004

Alexander Mogilny's assist on the tying goal in the final minute of regulation is his 1000th career NHL point. Mogilny becomes just the second Russian player to reach the milestone as Toronto goes on to a 6-5 overtime victory in Buffalo.

March 16, 1957

Leafs set a team record by scoring 14 goals against the Rangers at MLG (won 14-1).

March 17, 1934

A crowd of 11,000 turned out for "King Clancy Night" on St. Patrick's Day. Clancy was pushed to centre ice while seated in a sleigh shaped like a throne. The Irishman unveiled his robe to show a green uniform with a large shamrock on the back and he proceeded to wear the uniform for the game. Lester Patrick, coach of the Rangers, complained that his uniform was a distraction and Clancy changed into his regular Maple Leaf uniform.

**March 19, 2006**

When Chad Kilger scored on Pittsburgh goaltender Marc-Andre Fleury it marked the first time in team history that the Leafs have used a successful penalty shot to win a game by a score of 1-0. This feat has only been accomplished once in NHL history when Bert Connelly of the New York Rangers was successful against Maple Leafs goaltender George Hainsworth on a penalty shot on January 16, 1936 at Madison Square Garden.

March 21, 1951

First ever "televized" hockey game, seen by CBC employees only (a programming experiment). Leafs defeat Montreal 1-0.

March 21, 1948

Syl Apps, a player who coveted team achievements, scored a hat-trick in the last regular-season game of his career to reach the individual milestone of 200 career goals.

March 23, 1994

Doug Gilmour becomes first Leaf to achieve back-to-back 100-point seasons with a goal in 1-1 tie at Florida.

March 23, 1993

Dave Andreychuk scores his 50th goal of the season at Winnipeg. He scored 29 goals with Buffalo to start the season.

March 24, 1982

Rick Vaive first Leaf to score 50 goals in a season (versus St. Louis).

March 24, 1994

Dave Andreychuk scores 50th goal of season versus San Jose's Arturs Irbe to become third Leaf to score 50 goals in a season. Andreychuk also scored more than 50 in previous season but 29 came with Buffalo.

March 26, 1994

Mike Gartner tallies his 30th goal for an NHL record 15th consecutive season as Leafs defeat Quebec 6-3.

March 27, 1993

With an assist against the Oilers, Doug Gilmour shatters Darryl Sittler's Leaf record with his 118th point of season, finishing the term with 127.

APRIL**April 1, 2003**

Leafs visit New Jersey and Ed Belfour records his 400th career NHL victory, a 3-2 Toronto win.

April 3, 1933

Ken Doraty scores goal at 104:46 (1:48 AM) of OT (the second longest OT game) as the Leafs beat Boston 1-0 in Stanley Cup Semi-Final game.

April 3, 1976

Darryl Sittler first Leaf at 100 points in one season.

April 3, 2003

Leafs host Minnesota and with a 2-1 victory, Ed Belfour sets a franchise record for wins in a season by a goaltender with 37.

April 3, 2004

The Maple Leafs defeat the Senators in Ottawa 6-0 to set a franchise record for points (103) and road wins (23) in a season.

April 5, 1932

Busher Jackson becomes first player to score three goals in a single period during a Playoff game in Finals versus Rangers.

April 6, 2000

The Maple Leafs clinch the Northeast Division. It is their first division title since 1962-63.

April 9, 1932

Ace Bailey's winner versus Rangers brings Leafs first Stanley Cup. The series marked the debut of the Leafs famed "Kid Line" of Harvey "Busher" Jackson, Joe Primeau, and Charlie Conacher. The trio combined for eight goals in the three-game sweep.

April 9, 1963

Dick Duff scores fastest two goals from start of a Playoff game (68 seconds) in first game of Stanley Cup Final versus Red Wings, 4-2 win for Leafs.

April 10, 1949

Sid Smith equals Playoff record with three power-play goals in one game, guiding Leafs to 3-1 win at Detroit.

April 11, 1964

Bob Pulford scores with just :02 left in regulation while shorthanded to give the Leafs a 3-2 win in the first game of the Final versus Detroit at MLG.

April 11, 1978

George Ferguson ties Leaf Playoff record with three goals in a period versus L.A. Kings.

April 12, 1979

Darryl Sittler with two goals (4:04 and 4:16) and Ron Ellis' one (4:27) mark three fastest goals in a Playoff game versus Atlanta.

April 14, 1942

Brothers Don Metz (3-2-5) and Nick Metz (1-2-3) led the Leafs to a record-tying 9-3 win against Detroit in the Finals. The nine-goal outburst matched the single game Finals record set by Detroit against Toronto on April 7, 1936.

April 14, 1948

Harry Watson's goal is the winner as the Leafs gain their fifth Stanley Cup with 7-2 verdict at Detroit to sweep the series. This was captain Syl Apps' final game, who punctuated his career with a goal.

April 14, 1999

With a 3-2 overtime victory over the NY Islanders at Air Canada Centre (OT winner by Bryan Berard), the Leafs set a new club record with 45 regular season wins. The previous mark of 44 was set in the 1992-93 season.

April 16, 1949

Leafs become first modern era team to win three consecutive Stanley Cups as Cal Gardner scores winner in sweep over Detroit at MLG. It was the Leafs' sixth Stanley Cup.

April 18, 1942

Leafs only team to lose first three games of Final and then win Stanley Cup, beating Detroit 3-1 in deciding game with Pete Langelie netting winner. Turk Broda allowed just seven goals over the last four games.

April 18, 1963

Leafs claim ninth Stanley Cup.

April 18, 2006

With a 5-3 victory over the Pittsburgh Penguins at Air Canada Centre, the Leafs set a new club record with 26 regular season home wins. The previous mark of 25 was set in the 1961-62 and 1992-93 seasons.

April 19, 1947

Leafs claim fourth Stanley Cup as Ted Kennedy nets winner in 2-1 Game 6 triumph over the Canadiens at MLG.

April 21, 1951

Bill Barilko's goal at 2:53 of overtime versus Habs gives Leafs 3-2 win and seventh Stanley Cup in dramatic five-game series in which all games required OT. Barilko never played another NHL game after dying in an off-season plane crash.

April 22, 1945

Babe Pratt's third-period goal brings Leafs third Stanley Cup with 2-1 decision in seventh game at Detroit's Olympia. Frank McCool of Toronto earned shutouts in the first three games of the series and allowed nine goals in seven starts.

April 22, 1962

Dick Duff's goal past Glenn Hall gives Leafs 2-1 win in Game #6 at Chicago and the Leafs' eighth Stanley Cup Championship and first in 11 seasons. This was the first of three consecutive Stanley Cup triumphs for the Leafs.

April 22, 1976

Darryl Sittler ties Playoff record (and sets Leaf mark) with five goals, including equalling Leaf record with three goals in one period (versus Philadelphia).

April 23, 1964

Bob Baun scores overtime goal of Game #6 of Final series versus Detroit. Earlier in the game he sustained a fractured ankle after blocking a Gordie Howe slapshot. Toronto took the Stanley Cup with a Game #7 victory.

April 25, 1964

Andy Bathgate supplies decisive marker as Leafs achieve their 10th Stanley Cup with 4-0 win over Detroit in Game 7 at MLG.

MAY

May 1, 1993

Nikolai Borschevsky scores in OT to oust Red Wings 4-3 in seventh and deciding game of Norris Division Semi-Finals.

May 2, 1967

Jim Pappin supplies the winner as the Leafs notch Stanley Cup #11 with 3-1 verdict over the Canadiens at MLG. The roster included 42-year old Johnny Bower, and 41-year old Allan Stanley as well as seven others over the age of 30.



JUNE

June 10, 1964

Toronto drafts goalie Terry Sawchuk from Detroit Red Wings in NHL Inter-League Draft. Leafs selected immediately after Sawchuk was exposed by the Red Wings.

June 17, 1993

Pat Burns becomes first Leaf Coach to win Jack Adams Award as Coach of the Year and Doug Gilmour first Leaf awarded Selke Trophy as best defensive forward in the NHL.

June 28, 1994

Leafs trade Wendel Clark, Sylvain Lefebvre, Landon Wilson and their first-round Draft choice to Quebec for Mats Sundin, Garth Butcher, Todd Warriner and Quebec's first-round Draft choice; Leafs acquire Mike Ridley and a first-round Draft choice from Washington for Rob Pearson and a first-round Draft choice.

June 29, 2000

Wendel Clark announces his retirement after 15 seasons in the NHL, 13 of which were spent with the Maple Leafs.

JULY

July 1, 1991

Cliff Fletcher assumes duties as President, Chief Operating Officer and General Manager of the Maple Leafs.

July 18, 1990

Johnny Bower ends his 32-year term with the organization as he retires as a scout.

AUGUST

August 14, 2009

Leaf great Ted Kennedy passes away. He won five Stanley cups with the Leafs (1944-45, 1946-47, 1947-48, 1948-49, 1950-51) and served as team captain from 1948 to 1955, and again in 1956-57. In 1955, Kennedy became only the second Leaf (Babe Pratt, 1944) to claim the Hart Trophy as the NHL's most valuable player.

August 18, 1994

Doug Gilmour named 15th Captain in Maple Leafs' history at Hockey Hall of Fame ceremony.

SEPTEMBER

September 11, 1993

Maple Leafs face the Rangers at Wembley Arena in London, England in the first of two pre-season games on consecutive days. New York outscored Toronto 8-4 in winning both contests of the "French's Cup".

September 19, 1991

Leafs acquire Grant Fuhr, Glenn Anderson and Craig Berube from the Oilers for Vincent Damphousse, Luke Richardson, Peter Ing, Scott Thornton and future considerations.

September 30, 1997

Mats Sundin named captain.

LEAFS TROPHY WINNERS

ART ROSS MEMORIAL TROPHY



An annual award "to the player who leads the league in scoring points at the end of the regular season."

No Leaf has won this trophy since its inception in 1948

Prior to 1948 these Leafs led the NHL in scoring

1929 - Ace Bailey
1932 - Harvey Jackson
1934 - Charlie Conacher
1935 - Charlie Conacher
1938 - Gordie Drillon

CALDER MEMORIAL TROPHY



An annual award "to the player selected as the most proficient in his first year of competition in the NHL."

1937 - Syl Apps
1943 - Gaye Stewart
1944 - Gus Bodnar
1945 - Frank McCool
1947 - Howie Meeker
1958 - Frank Mahovlich
1961 - Dave Keon
1963 - Kent Douglas
1966 - Brit Selby

CONN SMYTHE TROPHY



An annual award "to the most valuable player for his team in the playoffs."

1967 - Dave Keon

HART MEMORIAL TROPHY



An annual award "to the player adjudged to be the most valuable to his team."

1944 - Babe Pratt
1955 - Ted Kennedy

LADY BYNG MEMORIAL TROPHY



An annual award "to the player adjudged to have exhibited the best type of sportsmanship and gentlemanly conduct combined with a high standard of playing ability."

1932 - Joe Primeau
1938 - Gordie Drillon
1942 - Syl Apps
1952 - Sid Smith
1955 - Sid Smith
1961 - Red Kelly
1962 - Dave Keon
1963 - Dave Keon
2003 - Alexander Mogilny

VEZINA TROPHY



An annual award "to the goalkeeper adjudged to be the best at his position" as voted by the general managers of each of the 30 clubs.

1941 - Turk Broda
1948 - Turk Broda
1951 - Al Rollins
1954 - Harry Lumley
1961 - Johnny Bower
1965 - Johnny Bower & Terry Sawchuk
1981 - Michel Larocque (Montreal)

MASTERTON TROPHY



An annual award "to the player who best exemplifies the qualities of perseverance sportsmanship and dedication to hockey."

2008 - Jason Blake

KING CLANCY MEMORIAL TROPHY



An annual award "to the player who best exemplifies leadership qualities on and off the ice and has made a noteworthy humanitarian contribution in his community."

2000 - Curtis Joseph

SELKE TROPHY



An annual award "to the forward who best excels in the defensive aspects of the game."

1993 - Doug Gilmour

JACK ADAMS TROPHY



An annual award "to the NHL coach adjudged to have contributed the most to his team's success."

1993 - Pat Burns

MOLSON CUP AWARD



An annual team award to the Leaf player having the most Molson Cup points. Each three star selection is worth five points.

1974 - Borje Salming	1991 - Peter Ing
1975 - Darryl Sittler	1992 - Grant Fuhr
1976 - Darryl Sittler	1993 - Doug Gilmour
1977 - Borje Salming	1994 - Doug Gilmour
1978 - Borje Salming	1995 - Mats Sundin
1979 - Darryl Sittler	1996 - Felix Potvin
1980 - Borje Salming	1997 - Felix Potvin
1981 - Darryl Sittler/ Wilf Paiement	1998 - Felix Potvin
1982 - Michel Larocque	1999 - Curtis Joseph
1983 - Rick Vaive	2000 - Curtis Joseph
1984 - Rick Vaive	2001 - Curtis Joseph
1985 - Bill Derlago	2002 - Mats Sundin
1986 - Ken Wregget	2003 - Ed Belfour
1987 - Rick Vaive	2004 - Ed Belfour
1988 - Ken Wregget	2006 - Mats Sundin
1989 - Gary Leeman	2007 - Mats Sundin
1990 - Gary Leeman	2008 - Vesa Toskala
	2009 - Vesa Toskala

These Toronto Maple Leafs have been selected to the National Hockey League year-end All-Star Teams. Numbers indicate first or second team.

1930-31

King Clancy, defence (1st)

1931-32

Harvey Jackson, left wing (1st)
King Clancy, defence (2nd)
Charlie Conacher, right wing (2nd)
Dick Irvin, coach (2nd)

1932-33

King Clancy, defence (2nd)
Charlie Conacher, right wing (2nd)
Harvey Jackson, left wing (2nd)
Dick Irvin, coach (2nd)

1933-34

King Clancy, defence (1st)
Charlie Conacher, right wing (1st)
Harvey Jackson, left wing (1st)
Joe Primeau, centre (2nd)
Dick Irvin, coach (2nd)

1934-35

Charlie Conacher, right wing (1st)
Harvey Jackson, left wing (1st)
Dick Irvin, coach (2nd)

1935-36

Charlie Conacher, right wing (1st)
Bill Thoms, centre (2nd)

1936-37

Harvey Jackson, left wing (1st)

1937-38

Gord Drillon,* right wing (1st)
Syl Apps, centre (2nd)
*Tied with Cecil Dillon, New York Rangers

1938-39

Syl Apps, centre (1st)
Gord Drillon, right wing (1st)

1940-41

Turk Broda, goal (1st)
Wally Stanowski, defence (1st)
Sweeney Schriner, left wing (1st)
Syl Apps, centre (2nd)

1941-42

Syl Apps, centre (1st)
Turk Broda, goal (2nd)
Bucko McDonald, defence (2nd)
Gord Drillon, right wing (2nd)

1942-43

Lorne Carr, right wing (1st)
Syl Apps, centre (2nd)

1943-44

Babe Pratt, defence (1st)
Lorne Carr, right wing (1st)
Paul Bibeault, goal (2nd)
Hap Day, coach (2nd)

1944-45

Babe Pratt, defence (2nd)

1945-46

Gaye Stewart, left wing (1st)

1947-48

Turk Broda, goal (1st)

1949-50

Gus Mortson, defence (1st)
Ted Kennedy, centre (2nd)

1950-51

Jim Thomson, defence (2nd)
Ted Kennedy,* centre (2nd)
Sid Smith, left wing (2nd)
*Kennedy tied with Sid Abel, Detroit

1951-52

Jim Thomson, defence (2nd)
Sid Smith, left wing (2nd)

1953-54

Harry Lumley, goal (1st)
 Tim Horton, defence (2nd)
 Ted Kennedy, centre (2nd)

1954-55

Harry Lumley, goal (1st)
 Sid Smith, left wing (1st)

1955-56

Tod Sloan, centre (2nd)

1959-60

Allan Stanley, defence (2nd)

1960-61

Johnny Bower, goal (1st)
 Frank Mahovlich, left wing (1st)
 Allan Stanley, defence (2nd)

1961-62

Carl Brewer, defence (2nd)
 Dave Keon, centre (2nd)
 Frank Mahovlich, left wing (2nd)

1962-63

Carl Brewer, defence (1st)
 Frank Mahovlich, left wing (1st)
 Tim Horton, defence (2nd)

1963-64

Tim Horton, defence (1st)
 Frank Mahovlich, left wing (2nd)

1964-65

Carl Brewer, defence (2nd)
 Frank Mahovlich, left wing (2nd)

1965-66

Allan Stanley, defence (2nd)
 Frank Mahovlich, left wing (2nd)

1966-67

Tim Horton, defence (2nd)

1967-68

Tim Horton, defence (1st)

1968-69

Tim Horton, defence (1st)

1970-71

Dave Keon, centre (2nd)
 Jacques Plante, goal (2nd)

1974-75

Borje Salming, defence (2nd)

1975-76

Borje Salming, defence (2nd)

1976-77

Borje Salming, defence (1st)
 Lanny McDonald, right wing (2nd)

1977-78

Borje Salming, defence (2nd)
 Darryl Sittler, centre (2nd)

1978-79

Borje Salming, defence (2nd)

1979-80

Borje Salming, defence (2nd)

2001-02

Mats Sundin, centre (2nd)

2003-04

Bryan McCabe, defence (2nd)
 Mats Sundin, centre (2nd)

LEAFS ALL-STAR GAME PARTICIPATION

The following Maple Leafs were selected as mid-season All-Stars:

SEASON	MAPLE LEAFS	POINTS/GOALS AGAINST
1968-69	Tim Horton	0
	Norm Ullman	1 (assist)
1969-70	Ron Ellis	0
	Dave Keon	0
1970-71	Dave Keon	0
1971-72	Paul Henderson	0
1972-73	Paul Henderson	1 (goal)
	Dave Keon	0
1973-74	Jim McKenny	0
	Norm Ullman	2 (assists)
1974-75	Darryl Sittler	2 (goal, assist)
1975-76	Borje Salming	0
	Wayne Thomas	4 goals against
1976-77	Lanny McDonald	2 (goals)
	Borje Salming	0
	Ian Turnbull	0
1977-78	Lanny McDonald	0
	Borje Salming	1 (assist)
	Darryl Sittler	1 (goal)
1978-79	Lanny McDonald	0
	Borje Salming	0
	Darryl Sittler	1 (assist)
1979-80	Dave Burrows	0
	Darryl Sittler	1 (assist)
1980-81	Robert Picard	0
1981-82	Rick Vaive	1 (goal)
	Bob Manno	0
1982-83	Rick Vaive	1 (goal)
1983-84	Rick Vaive	3 (all assists)
1984-85	Miroslav Frycer	1 (goal)
1985-86	Wendel Clark	0
1986-87	None - Rendezvous '87 (Team NHL vs Soviet Union)	
1987-88	Al Iafrate	0
1988-89	Gary Leeman	2 (goal, assist)
1989-90	Al Iafrate	0
1990-91	Vincent Damphousse	4 (all goals) MVP
1991-92	Dave Ellett	1 (assist)
1992-83	Doug Gilmour	1 (goal)
1993-94	Doug Gilmour	1 (assist)
	Dave Andreychuk	2 (goal, assist)
	*Felix Potvin	3 goals against
	Wendel Clark	Did not attend due to injury
1994-95	Did not play due to work stoppage.	
1995-96	Mike Gartner	0
	Mats Sundin	1 (assist)
	Larry Murphy	0
	Felix Potvin	1 goal against
1996-97	Mats Sundin	1 (assist)
1997-98	Mats Sundin	1 (assist)
1998-99	Mats Sundin	4 (goal, 3 assists)
	Curtis Joseph	Did not attend due to injury
1999-00	**Mats Sundin (543,428)	0
	**Curtis Joseph (554,789)	3 goals against
	Dmitry Yushkevich	2 (goal, assist)
2000-01	Mats Sundin	4 (2 goals, 2 assists)
2001-02	Mats Sundin	2 (assists)
	Tomas Kaberle	1 (assist)
2002-03	Mats Sundin	Did not attend due to injury
	Ed Belfour	Did not attend due to injury
2003-04	Mats Sundin	2 (assists)
	Gary Roberts	2 (goal, assist)
2004-05	Did not play due to work stoppage	
2005-06	None - 2006 Torino Olympics	
2006-07	Tomas Kaberle	0
2007-08	Tomas Kaberle	0
2008-09	Tomas Kaberle	2 (assists)

Challenge Cup (Team NHL vs. Soviet Union)

*Felix Potvin earned 231,993 fan votes to become the first Maple Leaf to ever start the All-Star Game at any position since the inception of the balloting system in 1985-86.

**Voted by the fans as a starter for the All-Star Game (Number of votes in brackets).

Prior to 1968-69, the All-Star Game participants consisted of the previous season's Stanley Cup winner versus All-Stars selected from the remainder of the league.

These esteemed members of the Hockey Hall of Fame all saw service either as a player or on the organizational side of the Toronto Maple Leaf hockey club. Year in brackets indicates year elected. Players recognized based on the following criteria:

- Skaters: 100 games as a Leaf
- Goaltenders: 80 games as a Leaf
- Coaches: 80 games as a Leaf

BUILDERS

HAROLD E. BALLARD (1977)
 J.P. BICKELL (1978)
 CLIFF FLETCHER (2004)
 JIM GREGORY (2007)
 WILLIAM A. HEWITT (1947)
 FOSTER HEWITT (1965)
 PUNCH IMLACH (1984)
 JAMES DICKENSON IRVIN (1958)
 ROGER NEILSON (2002)
 RUDY PILOUS (1985)
 FRANK J. SELKE (1960)
 CONN SMYTHE (1958)

PLAYERS

GLENN ANDERSON (2008)
 C.J. SYLAVANUS "SYL" APPS (1961)
 GEORGE ARMSTRONG (1975)
 IRVINE "ACE" BAILEY (1975)
 MAX BENTLEY (1966)
 JOHNNY BOWER (1976)
 WALTER "TURK" BRODA (1967)
 FRANCIS "KING" CLANCY (1958)
 CHARLIE CONACHER (1961)
 CLARENCE "HAP" DAY (1961)
 GORD DRILLON (1975)
 DICK DUFF (2006)
 FERNIE FLAMAN (1990)
 GRANT FUHR (2003)
 MIKE GARTNER (2001)
 GEORGE HAINSWORTH (1961)
 C.R. "RED" HORNER (1965)
 TIM HORTON (1977)
 HARVEY "BUSHER" JACKSON (1971)
 LEONARD "RED" KELLY (1971)
 THEODORE "TEEDER" KENNEDY (1966)
 DAVE KEON (1986)
 HARRY LUMLEY (1980)

PLAYERS (CONT'D)

FRANK MAHOVLICH (1981)
 LANNY McDONALD (1992)
 LARRY MURPHY (2004)
 BERT OLMSTEAD (1985)
 JACQUES PLANTE (1978)
 NORMAN "BUD" POILE (1990)
 WALTER "BABE" PRATT (1966)
 JOSEPH "JOE" PRIMEAU (1966)
 MARCEL PRONOVOST (1978)
 BOB PULFORD (1991)
 BORJE SALMING (1996)
 TERRY SAWCHUK (1971)
 DAVID "SWEENEY" SCHRINER (1962)
 DARRYL SITTLER (1989)
 ALLAN STANLEY (1981)
 NORM ULLMAN (1982)
 HARRY WATSON (1994)

RETIRED NUMBERS

- 5 BILL BARILKO (1946-1951)
 6 IRVINE "ACE" BAILEY (1927-1934)
 (Both men formally recognized on Oct. 17, 1992)

HONOURED NUMBERS

- 9 TED KENNEDY (October 3, 1993)
 10 SYL APPS (October 3, 1993)
 1 JOHNNY BOWER (March 11, 1995)
 1 WALTER "TURK" BRODA (March 11, 1995)
 7 FRANCIS "KING" CLANCY (November 21, 1995)
 7 TIM HORTON (November 21, 1995)
 9 CHARLIE CONACHER (February 28, 1998)
 10 GEORGE ARMSTRONG (February 28, 1998)
 27 FRANK MAHOVLICH (October 3, 2001)
 27 DARRYL SITTLER (February 8, 2003)
 4 CLARENCE "HAP" DAY (October 4, 2006)
 4 LEONARD "RED" KELLY (October 4, 2006)
 21 BORJE SALMING (October 4, 2006)
 17 WENDEL CLARK (November 22, 2008)
 93 DOUG GILMOUR (January 31, 2009)

Sweater number stays in circulation.



Leafs Playoff History

LEAFS ALL-TIME PLAYOFF GAME-BY-GAME RESULTS

YEAR	DATE	OPPONENT			YEAR	DATE	OPPONENT													
1929	MAR 19	DETROIT	1	TORONTO	3	APR 5	DETROIT	3	TORONTO	1										
	MAR 21	DETROIT	1	AT TORONTO	4	APR 7	DETROIT	9	TORONTO	4										
TORONTO WON TOTAL-GOALS QUARTER-FINAL 7-2					APR 9					DETROIT	3	AT TORONTO	4	OT						
					APR 11					DETROIT	3	AT TORONTO	1							
					DETROIT WON BEST-OF-FIVE FINAL 3-1															
1931	MAR 24	NY RANGERS	1	TORONTO	0	1937	MAR 23	NY RANGERS	3	AT TORONTO	0									
	MAR 26	NY RANGERS	2	AT TORONTO	1		OT	MAR 25	NY RANGERS	2	TORONTO	1	OT							
	NY RANGERS WON BEST-OF-THREE SEMI-FINAL 2-0						NY RANGERS WON BEST-OF-THREE QUARTER-FINAL 2-0													
1932	MAR 27	CHICAGO	1	TORONTO	0	1938	MAR 24	BOSTON	0	AT TORONTO	1	OT								
	MAR 29	CHICAGO	1	AT TORONTO	6		MAR 26	BOSTON	1	AT TORONTO	2	2								
TORONTO WON TOTAL-GOALS QUARTER-FINAL 6-2					MAY 29					BOSTON	2	TORONTO	3	OT						
					TORONTO WON BEST-OF-FIVE SEMI-FINAL 3-0					TORONTO WON BEST-OF-FIVE SEMI-FINAL 3-0										
1933	MAR 31	MTL MAROONS	1	TORONTO	1	APR 5					CHICAGO	3	AT TORONTO	1						
	APR 2	MTL MAROONS	2	AT TORONTO	3	OT	APR 7					CHICAGO	1	AT TORONTO	5					
	TORONTO WON TOTAL-GOALS SEMI-FINAL 4-3					APR 10					CHICAGO	2	TORONTO	1						
						APR 12					CHICAGO	4	TORONTO	1						
						CHICAGO WON BEST-OF-FIVE FINAL 3-1														
						APR 5					NY RANGERS	4	TORONTO	6						
						APR 7					NY RANGERS	2	TORONTO	6*						
						APR 9					NY RANGERS	4	AT TORONTO	6						
						TORONTO WON BEST-OF-FIVE FINAL 3-0					1939									
						* - PLAYED IN BOSTON					MAR 21					NY AMERICANS	0	AT TORONTO	4	
1934	MAR 25	BOSTON	2	TORONTO	1	OT	MAR 23					NY AMERICANS	0	TORONTO	2					
	MAR 28	BOSTON	0	TORONTO	1	OT	TORONTO WON BEST-OF-THREE QUARTER-FINAL 2-0													
	MAR 30	BOSTON	2	AT TORONTO	1	OT	MAR 28					DETROIT	1	AT TORONTO	4					
	APR 1	BOSTON	3	AT TORONTO	5	5	MAR 30					DETROIT	3	TORONTO	1					
	APR 3	BOSTON	0	AT TORONTO	1	OT	APR 1					DETROIT	4	AT TORONTO	5	OT				
	TORONTO WON BEST-OF-FIVE SEMI-FINAL 3-2					TORONTO WON BEST-OF-THREE SEMI-FINAL 2-1														
						APR 6					BOSTON	2	TORONTO	1						
						APR 9					BOSTON	2	TORONTO	3	OT					
						APR 11					BOSTON	3	AT TORONTO	1						
						APR 13					BOSTON	2	AT TORONTO	0						
						NY RANGERS WON BEST-OF-FIVE FINAL 3-1					APR 16					BOSTON	3	TORONTO	1	
											BOSTON WON BEST-OF-SEVEN FINAL 4-1									
	1935	MAR 22	DETROIT	2	AT TORONTO	1	OT	1940	MAR 19	CHICAGO	2	AT TORONTO	3	OT						
MAR 24		DETROIT	6	AT TORONTO	3	MAR 21	CHICAGO		1	TORONTO	2									
MAR 26		DETROIT	1	TORONTO	3	TORONTO WON BEST-OF-THREE QUARTER-FINAL 2-0														
MAR 28		DETROIT	1	TORONTO	5	MAR 26					DETROIT	1	AT TORONTO	2						
MAR 30		DETROIT	1	TORONTO	0	MAR 28					DETROIT	1	AT TORONTO	3						
DETROIT WON BEST-OF-FIVE SEMI-FINAL 3-2					TORONTO WON BEST-OF-THREE SEMI-FINAL 2-0															
1936	MAR 23	BOSTON	1	TORONTO	0	OT	APR 2					NY RANGERS	2	TORONTO	1	OT				
	MAR 26	BOSTON	0	TORONTO	2	2	APR 3					NY RANGERS	6	TORONTO	2					
	MAR 28	BOSTON	0	AT TORONTO	3	3	APR 6					NY RANGERS	1	AT TORONTO	2					
	MAR 30	BOSTON	1	AT TORONTO	2	OT	APR 9					NY RANGERS	0	AT TORONTO	3					
	TORONTO WON BEST-OF-FIVE SEMI-FINAL 3-1					APR 11					NY RANGERS	2	AT TORONTO	1	OT					
						APR 13					NY RANGERS	3	AT TORONTO	2	OT					
					MTL MAROONS					3	AT TORONTO	2	OT							
					APR 6					MTL MAROONS	3	AT TORONTO	1							
					APR 9					MTL MAROONS	4	TORONTO	1							
					MTL MAROONS WON BEST-OF-FIVE FINAL 3-0					NY RANGERS WON BEST-OF-SEVEN FINAL 4-2										
1937	MAR 24	BOSTON	3	TORONTO	0	1941	MAR 20	BOSTON	3	TORONTO	0									
	MAR 26	BOSTON	3	AT TORONTO	8		MAR 22	BOSTON	3	TORONTO	5									
	TORONTO WON TOTAL-GOALS QUARTER-FINAL 8-6						MAR 25					BOSTON	2	AT TORONTO	7					
							MAR 27					BOSTON	2	AT TORONTO	1					
							MAR 29					BOSTON	1	TORONTO	2	OT				
							APR 1					BOSTON	2	AT TORONTO	1					
					MAR 28					NY AMERICANS	1	AT TORONTO	3							
					MAR 31					NY AMERICANS	1	TORONTO	0							
					APR 2					NY AMERICANS	1	AT TORONTO	3							
					TORONTO WON BEST-OF-THREE SEMI-FINAL 2-1					BOSTON WON BEST-OF-SEVEN SEMI-FINAL 4-3										

LEAFS ALL-TIME PLAYOFF GAME-BY-GAME RESULTS

YEAR	DATE	OPPONENT		YEAR	DATE	OPPONENT	
1942	MAR 21	NY RANGERS	1 AT TORONTO 3	1948	MAR 24	BOSTON	4 AT TORONTO 5 OT
	MAR 22	NY RANGERS	2 TORONTO 4		MAR 27	BOSTON	3 AT TORONTO 5
	MAR 24	NY RANGERS	3 TORONTO 0		MAR 30	BOSTON	1 TORONTO 5
	MAR 28	NY RANGERS	1 AT TORONTO 2		APR 1	BOSTON	3 TORONTO 2
	MAR 29	NY RANGERS	3 TORONTO 1		APR 3	BOSTON	2 AT TORONTO 3
	MAR 31	NY RANGERS	2 AT TORONTO 3		TORONTO WON BEST-OF-SEVEN SEMI-FINAL 4-1		
	TORONTO WON BEST-OF-SEVEN SEMI-FINAL 4-2				APR 7	DETROIT	3 AT TORONTO 5
	APR 4	DETROIT	3 AT TORONTO 2		APR 10	DETROIT	2 AT TORONTO 4
	APR 7	DETROIT	4 AT TORONTO 2		APR 11	DETROIT	0 TORONTO 2
	APR 9	DETROIT	5 TORONTO 2		APR 14	DETROIT	2 TORONTO 7
	APR 12	DETROIT	3 TORONTO 4		TORONTO WON BEST-OF-SEVEN FINAL 4-0		
	APR 14	DETROIT	3 AT TORONTO 9		1949	MAR 22	BOSTON 0 TORONTO 3
	APR 16	DETROIT	0 TORONTO 3		MAR 24	BOSTON	2 TORONTO 3
	APR 18	DETROIT	1 AT TORONTO 3		MAR 26	BOSTON	5 AT TORONTO 4 OT
	TORONTO WON BEST-OF-SEVEN FINAL 4-3				MAR 29	BOSTON	1 AT TORONTO 3
1943	MAR 21	DETROIT	4 TORONTO 2		MAR 30	BOSTON	2 TORONTO 3
	MAR 23	DETROIT	2 TORONTO 3 OT		TORONTO WON BEST-OF-SEVEN SEMI-FINAL 4-1		
	MAR 25	DETROIT	4 AT TORONTO 2		APR 8	DETROIT	2 TORONTO 3 OT
	MAR 27	DETROIT	3 AT TORONTO 6		APR 10	DETROIT	1 TORONTO 3
	MAR 28	DETROIT	4 TORONTO 2		APR 13	DETROIT	1 AT TORONTO 3
	MAR 30	DETROIT	3 AT TORONTO 2 OT		APR 16	DETROIT	1 AT TORONTO 3
	DETROIT WON BEST-OF-SEVEN SEMI-FINAL 4-2				TORONTO WON BEST-OF-SEVEN FINAL 4-0		
1944	MAR 21	MONTREAL	1 TORONTO 3		1950	MAR 28	DETROIT 0 TORONTO 5
	MAR 23	MONTREAL	5 TORONTO 1		MAR 30	DETROIT	3 TORONTO 1
	MAR 25	MONTREAL	2 AT TORONTO 1		APR 1	DETROIT	0 AT TORONTO 2
	MAR 28	MONTREAL	4 AT TORONTO 1		APR 4	DETROIT	2 AT TORONTO 1 OT
	MAR 30	MONTREAL	11 TORONTO 0		APR 6	DETROIT	0 TORONTO 2
	MONTREAL WON BEST-OF-SEVEN SEMI-FINAL 4-1				APR 8	DETROIT	4 AT TORONTO 0
1945	MAR 20	MONTREAL	0 TORONTO 1		APR 9	DETROIT	1 TORONTO 0 OT
	MAR 22	MONTREAL	2 TORONTO 3		DETROIT WON BEST-OF-SEVEN SEMI-FINAL 4-3		
	MAR 24	MONTREAL	4 AT TORONTO 1		1951	MAR 28	BOSTON 2 AT TORONTO 0
	MAR 27	MONTREAL	3 AT TORONTO 4 OT		APR 1	BOSTON	1 AT TORONTO 1 OT*
	MAR 29	MONTREAL	10 TORONTO 3		APR 3	BOSTON	0 TORONTO 3
	MAR 31	MONTREAL	2 AT TORONTO 3		APR 7	BOSTON	1 AT TORONTO 4
	TORONTO WON BEST-OF-SEVEN SEMI-FINAL 4-2				APR 8	BOSTON	0 TORONTO 6
	APR 6	DETROIT	0 TORONTO 1		TORONTO WON BEST-OF-SEVEN SEMI-FINAL 4-1		
	APR 8	DETROIT	0 TORONTO 2		*MARCH 31 GAME WAS CALLED AFTER ONE OVERTIME PERIOD DUE TO CURFEW		
	APR 12	DETROIT	0 AT TORONTO 1		APR 11	MONTREAL	2 AT TORONTO 3 OT
	APR 14	DETROIT	5 AT TORONTO 3		APR 14	MONTREAL	3 AT TORONTO 2 OT
	APR 19	DETROIT	2 TORONTO 0		APR 17	MONTREAL	1 TORONTO 2 OT
	APR 21	DETROIT	1 AT TORONTO 0 OT		APR 19	MONTREAL	2 TORONTO 3 OT
	APR 22	DETROIT	1 TORONTO 2		APR 21	MONTREAL	2 AT TORONTO 3 OT
	TORONTO WON BEST-OF-SEVEN FINAL 4-3				TORONTO WON BEST-OF-SEVEN FINAL 4-1		
1947	MAR 26	DETROIT	2 AT TORONTO 3 OT		1952	MAR 25	DETROIT 3 TORONTO 0
	MAR 29	DETROIT	9 AT TORONTO 1		MAR 27	DETROIT	1 TORONTO 0
	APR 1	DETROIT	1 TORONTO 4		MAR 29	DETROIT	6 AT TORONTO 2
	APR 3	DETROIT	1 TORONTO 4		APR 1	DETROIT	3 AT TORONTO 1
	APR 5	DETROIT	1 AT TORONTO 6		DETROIT WON BEST-OF-SEVEN SEMI-FINAL 4-0		
	TORONTO WON BEST-OF-SEVEN SEMI-FINAL 4-1				1954	MAR 23	DETROIT 5 TORONTO 0
	APR 8	MONTREAL	2 TORONTO 0		MAR 25	DETROIT	1 TORONTO 3
	APR 10	MONTREAL	0 TORONTO 4		MAR 27	DETROIT	3 AT TORONTO 1
	APR 12	MONTREAL	2 AT TORONTO 4		MAR 30	DETROIT	2 AT TORONTO 1
	APR 15	MONTREAL	1 AT TORONTO 2 OT		APR 1	DETROIT	4 TORONTO 3 OT
	APR 17	MONTREAL	3 TORONTO 1		DETROIT WON BEST-OF-SEVEN SEMI-FINAL 4-1		
	APR 19	MONTREAL	1 AT TORONTO 2				
	TORONTO WON BEST-OF-SEVEN FINAL 4-2						

LEAFS ALL-TIME PLAYOFF GAME-BY-GAME RESULTS

YEAR	DATE	OPPONENT				YEAR	DATE	OPPONENT						
1955	MAR 22	DETROIT	7	TORONTO	4	1963	MAR 26	MONTREAL	1	AT	TORONTO	3		
	MAR 24	DETROIT	2	TORONTO	1		MAR 28	MONTREAL	2	AT	TORONTO	3		
	MAR 26	DETROIT	2	AT	TORONTO		1	MAR 30	MONTREAL	0		TORONTO	2	
	MAR 29	DETROIT	3	AT	TORONTO		0	APR 2	MONTREAL	3		TORONTO	1	
	DETROIT WON BEST-OF-SEVEN SEMI-FINAL 4-0						APR 4	MONTREAL	0	AT	TORONTO	5		
1956	MAR 20	DETROIT	3	TORONTO	2	TORONTO WON BEST-OF-SEVEN SEMI-FINAL 4-1								
	MAR 22	DETROIT	3	TORONTO	1	APR 9	DETROIT	2	AT	TORONTO	4			
	MAR 24	DETROIT	5	AT	TORONTO	4	APR 11	DETROIT	2	AT	TORONTO	4		
	MAR 27	DETROIT	0	AT	TORONTO	2	APR 14	DETROIT	3		TORONTO	2		
	MAR 29	DETROIT	3	TORONTO	1	APR 16	DETROIT	2		TORONTO	4			
	DETROIT WON BEST-OF-SEVEN SEMI-FINAL 4-1						APR 18	DETROIT	1	AT	TORONTO	3		
1959	MAR 24	BOSTON	5	TORONTO	1	1964	MAR 26	MONTREAL	2		TORONTO	0		
	MAR 26	BOSTON	4	TORONTO	2		MAR 28	MONTREAL	1		TORONTO	2		
	MAR 28	BOSTON	2	AT	TORONTO		3	MAR 31	MONTREAL	3	AT	TORONTO	2	
	MAR 31	BOSTON	2	AT	TORONTO		3	APR 2	MONTREAL	3	AT	TORONTO	5	
	APR 2	BOSTON	1	TORONTO	4		APR 4	MONTREAL	4		TORONTO	2		
	APR 4	BOSTON	5	AT	TORONTO	4	APR 7	MONTREAL	0	AT	TORONTO	3		
	APR 7	BOSTON	2	TORONTO	3	APR 9	MONTREAL	1		TORONTO	3			
	TORONTO WON BEST-OF-SEVEN SEMI-FINAL 4-3						TORONTO WON BEST-OF-SEVEN SEMI-FINAL 4-3							
	APR 9	MONTREAL	5	TORONTO	3	APR 11	DETROIT	2	AT	TORONTO	3			
	APR 11	MONTREAL	3	TORONTO	1	APR 14	DETROIT	4	AT	TORONTO	3	OT		
APR 14	MONTREAL	2	AT	TORONTO	3	APR 16	DETROIT	4		TORONTO	3			
APR 16	MONTREAL	3	AT	TORONTO	2	APR 18	DETROIT	2		TORONTO	4			
APR 18	MONTREAL	5	TORONTO	3	APR 21	DETROIT	2	AT	TORONTO	1				
MONTREAL WON BEST-OF-SEVEN FINAL 4-1						APR 23	DETROIT	3		TORONTO	4	OT		
1960	MAR 23	DETROIT	2	AT	TORONTO	1	APR 25	DETROIT	0	AT	TORONTO	4		
	MAR 26	DETROIT	2	AT	TORONTO	4	TORONTO WON BEST-OF-SEVEN FINAL 4-3							
	MAR 27	DETROIT	4	TORONTO	5	OT	1965	APR 1	MONTREAL	3		TORONTO	2	
	MAR 29	DETROIT	2	TORONTO	1	OT		APR 3	MONTREAL	3		TORONTO	1	
	APR 2	DETROIT	4	AT	TORONTO	5		APR 6	MONTREAL	2	AT	TORONTO	3	OT
	APR 3	DETROIT	2	TORONTO	4	APR 8		MONTREAL	2	AT	TORONTO	4		
	TORONTO WON BEST-OF-SEVEN SEMI-FINAL 4-2							APR 10	MONTREAL	3		TORONTO	1	
	APR 7	MONTREAL	4	TORONTO	2	APR 13	MONTREAL	4	AT	TORONTO	3	OT		
	APR 9	MONTREAL	2	TORONTO	1	MONTREAL WON BEST-OF-SEVEN SEMI-FINAL 4-2								
	APR 12	MONTREAL	5	AT	TORONTO	2	1966	APR 7	MONTREAL	4		TORONTO	3	
APR 14	MONTREAL	4	AT	TORONTO	0	APR 9		MONTREAL	2		TORONTO	0		
MONTREAL WON BEST-OF-SEVEN FINAL 4-0						APR 12		MONTREAL	5	AT	TORONTO	2		
1961	MAR 22	DETROIT	2	AT	TORONTO	3		OT	APR 14	MONTREAL	4	AT	TORONTO	1
	MAR 25	DETROIT	4	AT	TORONTO	2		MONTREAL WON BEST-OF-SEVEN SEMI-FINAL 4-0						
	MAR 26	DETROIT	2	TORONTO	0	1967	APR 6	CHICAGO	5		TORONTO	2		
	MAR 28	DETROIT	4	TORONTO	1		APR 9	CHICAGO	1		TORONTO	3		
	APR 1	DETROIT	3	AT	TORONTO		2	APR 11	CHICAGO	1	AT	TORONTO	3	
DETROIT WON BEST-OF-SEVEN SEMI-FINAL 4-1							APR 13	CHICAGO	4	AT	TORONTO	3		
1962	MAR 27	NY RANGERS	2	AT	TORONTO		4	APR 15	CHICAGO	2		TORONTO	4	
	MAR 29	NY RANGERS	1	AT	TORONTO	2	APR 18	CHICAGO	1	AT	TORONTO	3		
	APR 1	NY RANGERS	5	TORONTO	4	TORONTO WON BEST-OF-SEVEN SEMI-FINAL 4-2								
	APR 3	NY RANGERS	4	TORONTO	2	APR 20	MONTREAL	6		TORONTO	2			
	APR 5	NY RANGERS	2	AT	TORONTO	3	OT	APR 22	MONTREAL	0		TORONTO	3	
	APR 7	NY RANGERS	1	AT	TORONTO	7	APR 25	MONTREAL	2	AT	TORONTO	3		
	TORONTO WON BEST-OF-SEVEN SEMI-FINAL 4-2						APR 27	MONTREAL	6	AT	TORONTO	3		
	APR 10	CHICAGO	1	AT	TORONTO	4	APR 29	MONTREAL	1		TORONTO	4		
	APR 12	CHICAGO	2	AT	TORONTO	3	MAY 2	MONTREAL	1	AT	TORONTO	3		
	APR 15	CHICAGO	3	TORONTO	0	TORONTO WON BEST-OF-SEVEN FINAL 4-2								
APR 17	CHICAGO	4	TORONTO	1	1969	APR 2	BOSTON	10		TORONTO	0			
APR 19	CHICAGO	4	AT	TORONTO		8	APR 3	BOSTON	7		TORONTO	0		
APR 22	CHICAGO	1	TORONTO	2		APR 5	BOSTON	4	AT	TORONTO	3			
TORONTO WON BEST-OF-SEVEN FINAL 4-2						APR 6	BOSTON	3	AT	TORONTO	2			
						BOSTON WON BEST-OF-SEVEN QUARTER-FINAL 4-0								

LEAFS ALL-TIME PLAYOFF GAME-BY-GAME RESULTS

YEAR	DATE	OPPONENT		YEAR	DATE	OPPONENT											
1971	APR 7	NY RANGERS	5	TORONTO	4	1978	APR 11	LOS ANGELES	3	AT	TORONTO	7					
	APR 8	NY RANGERS	1	TORONTO	4		APR 13	LOS ANGELES	0	TORONTO	4						
	APR 10	NY RANGERS	1	AT	TORONTO		3	TORONTO WON BEST-OF-THREE PRELIMINARY 2-0									
	APR 11	NY RANGERS	4	AT	TORONTO		2	APR 17	NY ISLANDERS	4	TORONTO	1					
	APR 13	NY RANGERS	3	TORONTO	1		APR 19	NY ISLANDERS	3	TORONTO	2	OT					
	APR 15	NY RANGERS	2	AT	TORONTO		1	OT	APR 21	NY ISLANDERS	0	AT	TORONTO	2			
FINAL 4-2				NY RANGERS WON BEST-OF-SEVEN QUARTER-FINAL				APR 23	NY ISLANDERS	1	AT	TORONTO	3				
1972	APR 5	BOSTON	5	TORONTO	0	APR 25	NY ISLANDERS	2	TORONTO	1	OT	1979	APR 10	ATLANTA	1	TORONTO	2
	APR 6	BOSTON	3	TORONTO	4	OT	APR 12	ATLANTA	4	AT	TORONTO		7	TORONTO WON BEST-OF-THREE PRELIMINARY 2-0			
	APR 8	BOSTON	2	AT	TORONTO	0	APR 16	MONTREAL	5	TORONTO	2						
	APR 9	BOSTON	5	AT	TORONTO	4	APR 18	MONTREAL	5	TORONTO	1						
	APR 11	BOSTON	3	TORONTO	2	APR 21	MONTREAL	4	AT	TORONTO	3		OT				
	BOSTON WON BEST-OF-SEVEN QUARTER-FINAL 4-1				MAY 2				MONTREAL	5	TORONTO		3		MONTREAL WON BEST-OF-SEVEN QUARTER-FINAL 4-3		
1974	APR 10	BOSTON	1	TORONTO	0	MAY 4	MONTREAL	3	TORONTO	2							
	APR 11	BOSTON	6	TORONTO	3	MAY 6	MONTREAL	6	AT	TORONTO	1						
	APR 13	BOSTON	6	AT	TORONTO	3	MAY 9	MONTREAL	2	AT	TORONTO	0					
	APR 14	BOSTON	4	AT	TORONTO	3	OT	MONTREAL WON BEST-OF-SEVEN SEMI-FINAL 4-0									
	BOSTON WON BEST-OF-SEVEN QUARTER-FINAL 4-0				APR 10				ATLANTA	1	TORONTO	2					
	1975	APR 8	LOS ANGELES	3	TORONTO	2	OT	APR 12	ATLANTA	4	AT	TORONTO	7	TORONTO WON BEST-OF-THREE PRELIMINARY 2-0			
APR 10		LOS ANGELES	2	AT	TORONTO	3	OT	APR 16	MONTREAL	5	TORONTO	2					
APR 11		LOS ANGELES	1	TORONTO	2	APR 18	MONTREAL	5	TORONTO	1							
TORONTO WON BEST-OF-THREE PRELIMINARY 2-1				APR 21				MONTREAL	4	AT	TORONTO	3	OT				
APR 13		PHILADELPHIA	6	TORONTO	3	APR 22	MONTREAL	5	AT	TORONTO	4	OT					
APR 15		PHILADELPHIA	3	TORONTO	0	MONTREAL WON BEST-OF-SEVEN QUARTER-FINAL 4-0											
1976	APR 17	PHILADELPHIA	2	AT	TORONTO	0	1980	APR 8	MINNESOTA	6	TORONTO	3					
	APR 19	PHILADELPHIA	4	AT	TORONTO	3		OT	APR 9	MINNESOTA	7	TORONTO	2				
	PHILADELPHIA WON BEST-OF-SEVEN QUARTER-FINAL 4-0				APR 11				MINNESOTA	4	AT	TORONTO	3	OT			
	1977	APR 6	PITTSBURGH	1	AT	TORONTO		4	MINNESOTA WON BEST-OF-FIVE PRELIMINARY 3-0								
		APR 8	PITTSBURGH	2	TORONTO	0		1981	APR 8	NY ISLANDERS	9	TORONTO	2				
		APR 9	PITTSBURGH	0	AT	TORONTO			4	APR 9	NY ISLANDERS	5	TORONTO	1			
TORONTO WON BEST-OF-THREE PRELIMINARY 2-1				APR 11					NY ISLANDERS	6	AT	TORONTO	1				
APR 12		PHILADELPHIA	4	TORONTO	1	NY ISLANDERS WON BEST-OF-FIVE PRELIMINARY 3-0											
APR 13		PHILADELPHIA	3	TORONTO	1	1983	APR 6		MINNESOTA	5	TORONTO	4					
APR 15	PHILADELPHIA	4	AT	TORONTO	5		APR 7		MINNESOTA	5	TORONTO	4	OT				
APR 17	PHILADELPHIA	3	AT	TORONTO	4		APR 9	MINNESOTA	3	AT	TORONTO	6					
APR 20	PHILADELPHIA	7	TORONTO	1	APR 10		MINNESOTA	5	AT	TORONTO	4	OT					
APR 22	PHILADELPHIA	5	AT	TORONTO	8		MINNESOTA WON BEST-OF-FIVE DIVISION SEMI-FINAL 3-1										
APR 25	PHILADELPHIA	7	TORONTO	3	1986		APR 9	CHICAGO	3	TORONTO	5						
PHILADELPHIA WON BEST-OF-SEVEN QUARTER-FINAL 4-3				APR 10				CHICAGO	4	TORONTO	6						
1977	APR 5	PITTSBURGH	2	TORONTO		4	APR 12	CHICAGO	2	AT	TORONTO	7					
	APR 7	PITTSBURGH	6	AT		TORONTO	4	TORONTO WON BEST-OF-FIVE DIVISION SEMI-FINAL 3-0									
	APR 9	PITTSBURGH	2	TORONTO		5	APR 18	ST. LOUIS	6	TORONTO	1						
	TORONTO WON BEST-OF-THREE PRELIMINARY 2-1					APR 20				ST. LOUIS	0	TORONTO	3				
	APR 11	PHILADELPHIA	2	TORONTO	3	APR 22	ST. LOUIS	2	AT	TORONTO	5						
	APR 13	PHILADELPHIA	1	TORONTO	4	APR 24	ST. LOUIS	7	AT	TORONTO	4						
APR 15	PHILADELPHIA	4	AT	TORONTO	3	OT	APR 26	ST. LOUIS	4	TORONTO	3	OT					
APR 17	PHILADELPHIA	6	AT	TORONTO	5	OT	APR 28	ST. LOUIS	3	AT	TORONTO	5					
APR 19	PHILADELPHIA	2	TORONTO	0	APR 30	ST. LOUIS	2	TORONTO	1	ST. LOUIS WON BEST-OF-SEVEN DIVISION FINAL 4-3							
APR 21	PHILADELPHIA	4	AT	TORONTO	3												
PHILADELPHIA WON BEST-OF-SEVEN QUARTER-FINAL 4-2																	

LEAFS ALL-TIME PLAYOFF GAME-BY-GAME RESULTS

YEAR	DATE	OPPONENT			YEAR	DATE	OPPONENT				
1987	APR 8	ST. LOUIS	3	TORONTO	1	1994	APR 18	CHICAGO	1 AT TORONTO	5	
	APR 9	ST. LOUIS	2	TORONTO	3 OT		APR 20	CHICAGO	0 AT TORONTO	1 OT	
	APR 11	ST. LOUIS	5 AT	TORONTO	3		APR 23	CHICAGO	5 TORONTO	4	
	APR 12	ST. LOUIS	1 AT	TORONTO	2		APR 24	CHICAGO	4 TORONTO	3 OT	
	APR 14	ST. LOUIS	1	TORONTO	2		APR 26	CHICAGO	0 AT TORONTO	1	
	APR 16	ST. LOUIS	0 AT	TORONTO	4		APR 28	CHICAGO	0 TORONTO	1	
	TORONTO WON BEST-OF-SEVEN DIVISION SEMI-FINAL 4-2						TORONTO WON BEST-OF-SEVEN CONFERENCE QUARTER-FINAL 4-2				
	APR 21	DETROIT	2	TORONTO	4		MAY 2	SAN JOSE	3 AT TORONTO	2	
	APR 23	DETROIT	2	TORONTO	7		MAY 4	SAN JOSE	1 AT TORONTO	5	
	APR 25	DETROIT	4 AT	TORONTO	2		MAY 6	SAN JOSE	5 TORONTO	2	
	APR 27	DETROIT	2 AT	TORONTO	3 OT		MAY 8	SAN JOSE	3 TORONTO	8	
	APR 29	DETROIT	3	TORONTO	0		MAY 10	SAN JOSE	5 TORONTO	2	
	MAY 1	DETROIT	4 AT	TORONTO	2		MAY 12	SAN JOSE	2 AT TORONTO	3 OT	
	MAY 3	DETROIT	3	TORONTO	0		MAY 14	SAN JOSE	2 AT TORONTO	4	
DETROIT WON BEST-OF-SEVEN DIVISION FINAL 4-3					TORONTO WON BEST-OF-SEVEN CONFERENCE SEMI-FINAL 4-3						
1988	APR 6	DETROIT	2	TORONTO	6	MAY 16	VANCOUVER	2 AT TORONTO	3 OT		
	APR 7	DETROIT	6	TORONTO	2	MAY 18	VANCOUVER	4 AT TORONTO	3		
	APR 9	DETROIT	6 AT	TORONTO	3	MAY 20	VANCOUVER	4 TORONTO	0		
	APR 10	DETROIT	8 AT	TORONTO	0	MAY 22	VANCOUVER	2 TORONTO	0		
	APR 12	DETROIT	5	TORONTO	6 OT	MAY 24	VANCOUVER	4 TORONTO	3 OT		
	APR 14	DETROIT	5 AT	TORONTO	3	VANCOUVER WON BEST-OF-SEVEN CONFERENCE FINAL 4-1					
1990	APR 4	ST. LOUIS	4	TORONTO	2	1995	MAY 7	CHICAGO	3 TORONTO	5	
	APR 6	ST. LOUIS	4	TORONTO	2		MAY 9	CHICAGO	0 TORONTO	3	
	APR 8	ST. LOUIS	6 AT	TORONTO	5 OT		MAY 11	CHICAGO	3 AT TORONTO	2	
	APR 10	ST. LOUIS	2 AT	TORONTO	4		MAY 13	CHICAGO	3 AT TORONTO	1	
	APR 12	ST. LOUIS	4	TORONTO	3		MAY 15	CHICAGO	4 TORONTO	2	
	ST. LOUIS WON BEST-OF-SEVEN DIVISION SEMI-FINAL 4-1						MAY 17 CHICAGO 4 AT TORONTO 5 OT				
1993	APR 19	DETROIT	6	TORONTO	3	MAY 19	CHICAGO	5 TORONTO	2		
	APR 21	DETROIT	6	TORONTO	2	CHICAGO WON BEST-OF-SEVEN CONFERENCE QUARTER-FINAL 4-3					
	APR 23	DETROIT	2 AT	TORONTO	4	1996	APR 16	ST. LOUIS	3 AT TORONTO	1	
	APR 25	DETROIT	2 AT	TORONTO	3		APR 18	ST. LOUIS	4 AT TORONTO	5 OT	
	APR 27	DETROIT	4 TORONTO	5 OT	APR 21		ST. LOUIS	3 TORONTO	2 OT		
	APR 29	DETROIT	7 AT	TORONTO	3		APR 23	ST. LOUIS	5 TORONTO	1	
	MAY 1	DETROIT	3	TORONTO	4 OT		APR 25	ST. LOUIS	4 AT TORONTO	5 OT	
	TORONTO WON BEST-OF-SEVEN CONFERENCE QUARTER-FINAL 4-3						APR 27 ST. LOUIS 2 TORONTO 1				
	MAY 3	ST. LOUIS	1 AT	TORONTO	2 OT	ST. LOUIS WON BEST-OF-SEVEN CONFERENCE QUARTER-FINAL 4-2					
	MAY 5	ST. LOUIS	2 AT	TORONTO	1 OT	1999	APR 22	PHILADELPHIA	3 AT TORONTO	0	
	MAY 7	ST. LOUIS	4	TORONTO	3		APR 24	PHILADELPHIA	1 AT TORONTO	2	
	MAY 9	ST. LOUIS	1	TORONTO	4		APR 26	PHILADELPHIA	1 TORONTO	2	
	MAY 11	ST. LOUIS	1 AT	TORONTO	5		APR 28	PHILADELPHIA	5 TORONTO	2	
	MAY 13	ST. LOUIS	2	TORONTO	1		APR 30	PHILADELPHIA	1 AT TORONTO	2 OT	
MAY 15	ST. LOUIS	0 AT	TORONTO	6	MAY 2 PHILADELPHIA 0 TORONTO 1						
TORONTO WON BEST-OF-SEVEN DIVISION FINAL 4-3					TORONTO WON BEST-OF-SEVEN CONFERENCE QUARTER-FINAL 4-2						
MAY 17	LOS ANGELES	1 AT	TORONTO	4	MAY 7	PITTSBURGH	2 AT TORONTO	0			
MAY 19	LOS ANGELES	3 AT	TORONTO	2	MAY 9	PITTSBURGH	2 AT TORONTO	4			
MAY 21	LOS ANGELES	4	TORONTO	2	MAY 11	PITTSBURGH	4 TORONTO	3			
MAY 23	LOS ANGELES	2	TORONTO	4	MAY 13	PITTSBURGH	2 TORONTO	3 OT			
MAY 25	LOS ANGELES	2 AT	TORONTO	3 OT	MAY 15	PITTSBURGH	1 AT TORONTO	4			
MAY 27	LOS ANGELES	5	TORONTO	4 OT	MAY 17	PITTSBURGH	3 TORONTO	4 OT			
MAY 29	LOS ANGELES	5 AT	TORONTO	4	TORONTO WON BEST-OF-SEVEN CONFERENCE SEMI-FINAL 4-2						
LOS ANGELES WON BEST-OF-SEVEN CONFERENCE FINAL 4-3											

LEAFS ALL-TIME PLAYOFF GAME-BY-GAME RESULTS

YEAR	DATE	OPPONENT			YEAR	DATE	OPPONENT				
	MAY 23	BUFFALO	5	AT TORONTO	4	MAY 2	OTTAWA	5	AT TORONTO	0	
	MAY 25	BUFFALO	3	AT TORONTO	6	MAY 4	OTTAWA	2	AT TORONTO	3 OT	
	MAY 27	BUFFALO	4	TORONTO	2	MAY 6	OTTAWA	3	TORONTO	2	
	MAY 29	BUFFALO	5	TORONTO	2	MAY 8	OTTAWA	1	TORONTO	2	
	MAY 31	BUFFALO	4	AT TORONTO	2	MAY 10	OTTAWA	4	AT TORONTO	2	
	BUFFALO WON BEST-OF-SEVEN CONFERENCE FINAL 4-1					MAY 12	OTTAWA	3	TORONTO	4	
						MAY 14	OTTAWA	0	AT TORONTO	3	
2000	APR 12	OTTAWA	0	AT TORONTO	2	TORONTO WON BEST-OF-SEVEN CONFERENCE SEMI-FINAL 4-3					
	APR 15	OTTAWA	1	AT TORONTO	5	MAY 16	CAROLINA	1	TORONTO	2	
	APR 17	OTTAWA	4	TORONTO	3	MAY 19	CAROLINA	2	TORONTO	1 OT	
	APR 19	OTTAWA	2	TORONTO	1	MAY 21	CAROLINA	2	AT TORONTO	1 OT	
	APR 22	OTTAWA	1	AT TORONTO	2 OT	MAY 23	CAROLINA	3	AT TORONTO	0	
	APR 24	OTTAWA	2	TORONTO	4	MAY 25	CAROLINA	0	TORONTO	1	
	TORONTO WON BEST-OF-SEVEN CONFERENCE QUARTER-FINAL 4-2					MAY 28	CAROLINA	2	AT TORONTO	1 OT	
	APR 27	NEW JERSEY	1	AT TORONTO	2	CAROLINA WON BEST-OF-SEVEN CONFERENCE FINAL 4-2					
	APR 29	NEW JERSEY	1	AT TORONTO	0	2003	APR 9	PHILADELPHIA	3	TORONTO	5
	MAY 1	NEW JERSEY	5	TORONTO	1		APR 11	PHILADELPHIA	4	TORONTO	1
	MAY 3	NEW JERSEY	2	TORONTO	3		APR 14	PHILADELPHIA	3	AT TORONTO	4 OT
	MAY 6	NEW JERSEY	4	AT TORONTO	3		APR 16	PHILADELPHIA	3	AT TORONTO	2 OT
	MAY 8	NEW JERSEY	3	TORONTO	0		APR 19	PHILADELPHIA	4	TORONTO	1
	NEW JERSEY WON BEST-OF-SEVEN CONFERENCE SEMI-FINAL 4-2						APR 21	PHILADELPHIA	1	AT TORONTO	2 OT
	APR 13	OTTAWA	0	TORONTO	1 OT		APR 22	PHILADELPHIA	6	TORONTO	1
2001	APR 14	OTTAWA	0	TORONTO	3	PHILADELPHIA WON BEST-OF-SEVEN CONFERENCE QUARTER-FINAL 4-3					
	APR 16	OTTAWA	2	AT TORONTO	3 OT	2004	APR 8	OTTAWA	4	AT TORONTO	2
	APR 18	OTTAWA	1	AT TORONTO	3		APR 10	OTTAWA	0	AT TORONTO	2
	TORONTO WON BEST-OF-SEVEN CONFERENCE QUARTER-FINAL 4-0						APR 12	OTTAWA	0	TORONTO	2
	APR 26	NEW JERSEY	0	TORONTO	2		APR 14	OTTAWA	4	TORONTO	1
	APR 28	NEW JERSEY	6	TORONTO	5 OT		APR 16	OTTAWA	0	AT TORONTO	2
	MAY 1	NEW JERSEY	3	AT TORONTO	2 OT		APR 18	OTTAWA	2	TORONTO	1 OT
	MAY 3	NEW JERSEY	1	AT TORONTO	3		APR 20	OTTAWA	1	AT TORONTO	4
	MAY 5	NEW JERSEY	2	TORONTO	3	TORONTO WON BEST-OF-SEVEN CONFERENCE QUARTER-FINAL 4-3					
	MAY 7	NEW JERSEY	4	AT TORONTO	2		APR 22	PHILADELPHIA	3	TORONTO	1
	MAY 9	NEW JERSEY	5	TORONTO	1		APR 25	PHILADELPHIA	2	TORONTO	1
	NEW JERSEY WON BEST-OF-SEVEN CONFERENCE SEMI-FINAL 4-3						APR 28	PHILADELPHIA	1	AT TORONTO	4
2002	APR 18	NY ISLANDERS	1	AT TORONTO	3		APR 30	PHILADELPHIA	1	AT TORONTO	3
	APR 20	NY ISLANDERS	0	AT TORONTO	2		MAY 2	PHILADELPHIA	7	TORONTO	2
	APR 23	NY ISLANDERS	6	TORONTO	1		MAY 4	PHILADELPHIA	3	AT TORONTO	2 OT
	APR 24	NY ISLANDERS	4	TORONTO	3	PHILADELPHIA WON BEST-OF-SEVEN CONFERENCE SEMI-FINAL 4-2					
	APR 26	NY ISLANDERS	3	AT TORONTO	6						
	APR 28	NY ISLANDERS	5	TORONTO	3						
	APR 30	NY ISLANDERS	2	AT TORONTO	4						
	TORONTO WON BEST-OF-SEVEN CONFERENCE QUARTER-FINAL 4-3										

LEAFS PLAYOFF RECORD BY TEAM

ATLANTA FLAMES (Calgary)	Series	Won	Lost	Games	Won	Lost	Tied	GF	GA
--------------------------	--------	-----	------	-------	-----	------	------	----	----

1979 - Preliminary - Toronto won best-of-three series 2-0, outscoring Atlanta 9-5.

BOSTON BRUINS	Series	Won	Lost	Games	Won	Lost	Tied	GF	GA
---------------	--------	-----	------	-------	-----	------	------	----	----

1933 - Semi-Final - Toronto won best-of-five series 3-2, outscoring Boston 9-7.
 1935 - Semi-Final - Toronto won best-of-five series 3-1, outscoring Boston 7-2.
 1936 - Quarter-Final - Toronto won two-game, total goal series 8-6.
 1938 - Semi-Final - Toronto won best-of-five series 3-0, outscoring Boston 6-3.
 1939 - Final - Boston won best-of-seven series 4-1, outscoring Toronto 12-6.
 1941 - Semi-Final - Boston won best-of-seven series 4-3, Toronto outscored Boston 17-15.
 1948 - Semi-Final - Toronto won best-of-seven series 4-1, outscoring Boston 20-13.
 1949 - Semi-Final - Toronto won best-of-seven series 4-1, outscoring Boston 16-10.
 1951 - Semi-Final - Toronto won best-of-seven series 4-1, with one game tied, outscoring Boston 17-5.
 1959 - Semi-Final - Toronto won best-of-seven series 4-3, Boston outscored Toronto 21-20.
 1969 - Quarter-Final - Boston won best-of-seven series 4-0, outscoring Toronto 24-5.
 1972 - Quarter-Final - Boston won best-of-seven series 4-1, outscoring Toronto 18-10.
 1974 - Quarter-Final - Boston won best-of-seven series 4-0, outscoring Toronto 17-9.

BUFFALO SABRES	Series	Won	Lost	Games	Won	Lost	Tied	GF	GA
----------------	--------	-----	------	-------	-----	------	------	----	----

1999 - Conference Final - Buffalo won best-of-seven series 4-1, outscoring Toronto 21-16.

CAROLINA HURRICANES	Series	Won	Lost	Games	Won	Lost	Tied	GF	GA
---------------------	--------	-----	------	-------	-----	------	------	----	----

2002 - Conference Final - Carolina won best-of-seven series 4-2, outscoring Toronto 10-6.

CHICAGO BLACKHAWKS	Series	Won	Lost	Games	Won	Lost	Tied	GF	GA
--------------------	--------	-----	------	-------	-----	------	------	----	----

1931 - Quarter Final - Chicago won two-game, total-goal series 4-3.
 1932 - Quarter-Final - Toronto won two-game, total-goal series 6-2.
 1938 - Final - Chicago won best-of-five series 3-1, outscoring Toronto 10-8.
 1940 - Quarter-Final - Toronto won best-of-three series 2-0, outscoring Chicago 5-3.
 1962 - Final - Toronto won best-of-seven series 4-2, outscoring Chicago 18-15.
 1967 - Semi-Final - Toronto won best-of-seven series 4-2, outscoring Chicago 18-14.
 1986 - Preliminary - Toronto won best-of-five series 3-0, outscoring Chicago 18-9.
 1994 - Conference Quarter-Final - Toronto won best-of-seven series 4-0, outscoring Chicago 15-10.
 1995 - Conference Quarter-Final - Chicago won best-of-seven series 4-3, outscoring Toronto 22-20.

DETROIT RED WINGS	Series	Won	Lost	Games	Won	Lost	Tied	GF	GA
-------------------	--------	-----	------	-------	-----	------	------	----	----

1929 - Quarter-Final - Toronto won two-game, total-goal series 7-2.
 1934 - Semi-Final - Detroit won best-of-five series 3-2, Toronto outscored Detroit 12-11.
 1936 - Final - Detroit won best-of-five series 3-1, outscoring Toronto 18-11.
 1939 - Semi-Final - Toronto won best-of-three series 2-1, outscoring Detroit 10-8.
 1940 - Semi-Final - Toronto won best-of-three series 2-0, outscoring Detroit 5-2.
 1942 - Final - Toronto won best-of-seven series 4-3, outscoring Detroit 25-19.
 1943 - Semi-Final - Detroit won best-of-seven series 4-2, outscoring Toronto 20-17.
 1945 - Final - Toronto won best-of-seven series 4-3, teams tied in scoring 9-9.
 1947 - Semi-Final - Toronto won best-of-seven series 4-1, outscoring Detroit 18-14.
 1948 - Final - Toronto won best-of-seven series 4-0, outscoring Detroit 18-7.
 1949 - Final - Toronto won best-of-seven series 4-0, outscoring Detroit 12-5.
 1950 - Semi-Final - Detroit won best-of-seven series 4-3, Toronto outscored Detroit 11-10.
 1952 - Semi-Final - Detroit won best-of-seven series 4-0, outscoring Toronto 13-3.
 1954 - Semi-Final - Detroit won best-of-seven series 4-1, outscoring Toronto 15-8.
 1955 - Semi-Final - Detroit won best-of-seven series 4-0, outscoring Toronto 14-6.
 1956 - Semi-Final - Detroit won best-of-seven series 4-1, outscoring Toronto 14-10.
 1960 - Semi-Final - Toronto won best-of-seven series 4-2, outscoring Detroit 20-16.
 1961 - Semi-Final - Detroit won best-of-seven series 4-1, outscoring Toronto 15-8.
 1963 - Final - Toronto won best-of-seven series 4-1, outscoring Detroit 17-10.
 1964 - Final - Toronto won best-of-seven series 4-3, outscoring Detroit 22-17.
 1987 - Quarter-Final - Detroit won best-of-series 4-3, outscoring Toronto 20-18.
 1988 - Preliminary - Detroit won best-of-seven series 4-2, outscoring Toronto 32-20.
 1993 - Conference Quarter-Final - Toronto won best-of-seven series 4-3, Detroit outscored Toronto 30-24.

LEAFS ALL-TIME PLAYOFF GAME-BY-GAME RESULTS

LOS ANGELES KINGS	Series	Won	Lost	Games	Won	Lost	Tied	GF	GA
	3	2	1	12	7	5	0	41	31

1975 - Preliminary - Toronto won best-of-three series 2-1, outscoring Los Angeles 7-6.

1978 - Preliminary - Toronto won best-of-three series 2-0, outscoring Los Angeles 11-3.

1993 - Conference Final - Los Angeles won best-of-seven series 4-3, Toronto outscored Los Angeles 23-22.

MINNESOTA NORTH STARS (Dallas)	Series	Won	Lost	Games	Won	Lost	Tied	GF	GA
	2	0	2	7	1	6	0	26	35

1980 - Preliminary - Minnesota won best-of-five series 3-0, outscoring Toronto 17-8.

1983 - Quarter-Final - Minnesota won best-of-five series 3-1, both scoring 18 goals.

MONTREAL CANADIENS	Series	Won	Lost	Games	Won	Lost	Tied	GF	GA
	13	6	7	67	28	39	0	148	203

1944 - Semi-Final - Montreal won best-of-seven series 4-1, outscoring Toronto 23-6.

1945 - Semi-Final - Toronto won best-of-seven series 4-2, Montreal outscored Toronto 21-15.

1947 - Final - Toronto won best-of-seven series 4-2, teams tied in scoring 13-13.

1951 - Final - Toronto won best-of-seven series 4-1, outscoring Montreal 13-10.

1959 - Final - Montreal won best-of-seven series 4-1, outscoring Toronto 18-12.

1960 - Final - Montreal won best-of-seven series 4-0, outscoring Toronto 15-5.

1963 - Semi-Final - Toronto won best-of-seven series 4-1, outscoring Montreal 14-6.

1964 - Semi-Final - Toronto won best-of-seven series 4-3, outscoring Montreal 17-14.

1965 - Semi-Final - Montreal won best-of-seven series 4-2, outscoring Toronto 17-14.

1966 - Semi-Final - Montreal won best-of-seven series 4-0, outscoring Toronto 15-6.

1967 - Final - Toronto won best-of-seven series 4-2, outscoring Montreal 17-16.

1978 - Semi-Final - Montreal won best-of-seven series 4-0, outscoring Toronto 16-6.

1979 - Quarter-Final - Montreal won best-of-seven series 4-0, outscoring Toronto 19-10.

NEW JERSEY DEVILS	Series	Won	Lost	Games	Won	Lost	Tied	GF	GA
	2	0	2	13	5	8	0	27	37

2000 - Conference Semi-Final - New Jersey won best-of-seven series 4-2, outscoring Toronto 16-9.

2001 - Conference Semi-Final - New Jersey won best-of-seven series 4-3, outscoring Toronto 21-18.

NEW YORK ISLANDERS	Series	Won	Lost	Games	Won	Lost	Tied	GF	GA
	3	2	1	17	8	9	0	42	54

1978 - Quarter-Final - Toronto won best-of-seven series 4-3, outscoring New York 16-13.

1981 - Preliminary - New York won best-of-five series 3-0, outscoring Toronto 20-4.

2002 - Conference Quarter-Final - Toronto won best-of-seven series 4-3, outscoring New York 22-21.

NEW YORK RANGERS	Series	Won	Lost	Games	Won	Lost	Tied	GF	GA
	8	3	5	35	16	19	0	86	86

1929 - Semi-Final - New York won best-of-three series 2-0, outscoring Toronto 3-1.

1932 - Final - Toronto won best-of-five series 3-0, outscoring New York 18-10.

1933 - Final - New York won best-of-five series 3-1, outscoring Toronto 11-5.

1937 - Quarter-Final - New York won best-of-three series 2-0, outscoring Toronto 5-1.

1940 - Final - New York won best-of-seven series 4-2, outscoring Toronto 14-11.

1942 - Semi-Final - Toronto won best-of-seven series 4-2, outscoring New York 13-12.

1962 - Semi-Final - Toronto won best-of-seven series 4-2, outscoring New York 22-15.

1971 - Quarter-Final - New York won best-of-seven series 4-2, outscoring Toronto 16-15.

OTTAWA SENATORS	Series	Won	Lost	Games	Won	Lost	Tied	GF	GA
	4	4	0	24	16	8	0	57	42

2000 - Conference Quarter-Final - Toronto won best-of-seven series 4-2, outscoring Ottawa 17-10.

2001 - Conference Quarter-Final - Toronto won best-of-seven series 4-0, outscoring Ottawa 10-3.

2002 - Conference Semi-Final - Toronto won best-of-seven series 4-3, Ottawa outscored Toronto 18-16.

2004 - Conference Quarter-Final - Toronto won best-of-seven series 4-3, outscoring Ottawa 14-11.

PHILADELPHIA FLYERS	Series	Won	Lost	Games	Won	Lost	Tied	GF	GA
	6	1	5	36	14	22	0	85	119

1975 - Quarter-Final - Philadelphia won best-of-seven series 4-0, outscoring Toronto 15-6.

1976 - Quarter-Final - Philadelphia won best-of-seven series 4-3, outscoring Toronto 33-23.

1977 - Quarter-Final - Philadelphia won best-of-seven series 4-2, outscoring Toronto 19-18.

1999 - Conference Quarter-Final - Toronto won best-of-seven series 4-2, Philadelphia outscored Toronto 11-9.

2003 - Conference Quarter-Final - Philadelphia won best-of-seven series 4-3, outscoring Toronto 24-16.

2004 - Conference Semi-Final - Philadelphia won best-of-seven series 4-2, outscoring Toronto 17-13.

LEAFS ALL-TIME PLAYOFF GAME-BY-GAME RESULTS

PITTSBURGH PENGUINS	Series	Won	Lost	Games	Won	Lost	Tied	GF	GA
	3	3	0	12	8	4	0	39	27

1976 - Preliminary - Toronto won best-of-three series 2-1, outscoring Pittsburgh 8-3.
 1977 - Preliminary - Toronto won best-of-three series 2-1, outscoring Pittsburgh 13-10.
 1999 - Conference Semi-Final - Toronto won best-of-seven series 4-2, outscoring Pittsburgh 18-14.

ST. LOUIS BLUES	Series	Won	Lost	Games	Won	Lost	Tied	GF	GA
	5	2	3	31	14	17	0	90	88

1986 - Quarter-Final - St. Louis won best-of-seven series 4-3, outscoring Toronto 24-22.
 1987 - Preliminary - Toronto won best-of-seven series 4-2, outscoring St. Louis 15-12.
 1990 - Preliminary - St. Louis won best-of-seven series 4-1, outscoring Toronto 20-16.
 1993 - Conference Semi-Final - Toronto won best-of-seven series 4-3, outscoring St. Louis 22-11.
 1996 - Conference Quarter-Final - St. Louis won best-of-seven series 4-2, outscoring Toronto 21-15.

SAN JOSE SHARKS	Series	Won	Lost	Games	Won	Lost	Tied	GF	GA
	1	1	0	7	4	3	0	26	21

1994 - Conference Semi-Final - Toronto won best-of-seven series 4-3, outscoring San Jose 26-21

VANCOUVER CANUCKS	Series	Won	Lost	Games	Won	Lost	Tied	GF	GA
	1	0	1	5	1	4	0	9	16

1994 - Conference Final - Vancouver won best-of-seven series 4-1, outscoring Toronto 16-9.

DEFUNCT CLUBS	Series	Won	Lost	Games	Won	Lost	Tied	GF	GA
	4	3	1	10	5	4	1	20	16

1932 - Semi-Final - Toronto defeated Montreal Maroons in two-game, total goal series 4-3.
 1935 - Final - Montreal Maroons defeated Toronto 3-0 in best-of-five series, outscoring Toronto 10-4.
 1936 - Semi-Final - Toronto defeated New York Americans 2-1 in best-of-three series, outscoring Americans 6-3.
 1939 - Quarter-Final - Toronto defeated New York Americans 2-0 in best-of-three series, outscoring Americans 6-0.

SUMMARY OF TORONTO MAPLE LEAFS PLAYOFF SERIES

Stanley Cup Championships.....11

Against Chicago (1); Against Detroit (6);
 Against Montreal (3); Against NY Rangers (1).

Final Series.....19

Won 11; Lost 8 (to Boston 1; to Chicago 1; to Detroit 1; to Montreal 2; to NY Rangers 2; to Montreal Maroons 1).

Semi-Final Series.....37*

Won 19; Lost 18. Against Boston won 7, lost 1; Against Buffalo lost 1; Against Carolina lost 1; Against Chicago won 1; Against Detroit won 4, lost 8; Against Los Angeles lost 1; Against Montreal won 3, lost 4; Against NY Rangers won 2, lost 1; Against Vancouver lost 1; Against defunct clubs won 2.

Quarter-Final Series.....25**

Won 10; Lost 15. Against Boston won 1, lost 3; Against Chicago won 2, lost 1; Against Detroit won 1, lost 1; Against Montreal lost 1; Against New Jersey lost 2; Against NY Islanders won 1; Against NY Rangers lost 2; Against Ottawa won 1; Against Philadelphia lost 4; Against Pittsburgh won 1; Against St. Louis won 1, lost 1; Against San Jose won 1; Against defunct clubs won 1.

* Conference Finals
 **Conference Semi-Finals

LEAFS ALL-TIME PLAYOFF GAME-BY-GAME RESULTS

SUMMARY OF TORONTO ST. PATS PLAYOFF SERIES

Stanley Cup Championships1	NHL Final.1
Against Vancouver (1).	Won 1 (Ottawa); Lost 0.
Stanley Cup Final1	NHL Semi-Final1
Won 1 (Vancouver); Lost 0.	Won 0; Lost 1 (Montreal)

* In 1922 the winner of the NHL Final played the winner of the PCHA/WCHL Final in the Stanley Cup Final.

SUMMARY OF TORONTO ARENAS PLAYOFF SERIES

Stanley Cup Championships1	NHL Final.1
Against Vancouver (1).	Won 1 (Montreal).
Stanley Cup Final1	
Won 1 (Vancouver); Lost 0.	

* In 1918 the winner of the NHL Final played the winner of the PCHA Final in the Stanley Cup Final.

LEAFS ALL-TIME PLAYOFF PLAYER ROSTER

NAME	POS	GP	G	A	PTS	PIM
A DAMS, Kevyn.....	C	19	1	2	3	21
ALEXANDER, Claire.....	D	16	2	4	6	4
ALLISON, Mike.....	LW	13	3	5	8	15
ANDERSON, Glenn.....	RW	21	7	11	18	31
ANDERSON, John.....	RW	17	3	7	10	0
ANDREYCHUK, Dave.....	LW	46	20	14	34	76
ANDRUSAK, Greg.....	D	3	0	0	0	2
ANTROPOV, Nik.....	C	28	2	3	5	34
APPS, Syl.....	C	69	25	29	54	8
ARBOUR, Al.....	D	9	0	0	0	8
ARMSTRONG, George.....	RW	110	26	34	60	52
ARMSTRONG, Murray.....	C	3	0	0	0	0
ASHBY, Don.....	C	9	1	0	1	4
AUBIN, Normand.....	C	1	0	0	0	0
B AILEY, Bob.....	RW	6	0	2	2	4
BAILEY, Irvine (Ace).....	LW	21	3	4	7	12
BAILEY, Reid.....	D	2	0	0	0	2
BALFOUR, Earl.....	LW	4	0	1	1	2
BARILKO, Bill.....	D	47	5	7	12	104
BATHGATE, Andy.....	RW	20	6	4	10	31
BAUMGARTNER, Ken.....	LW	17	1	0	1	18
BAUN, Bob.....	D	92	3	12	15	165
BELAK, Wade.....	D/RW	22	1	0	1	36
BENNING, Jim.....	D	4	1	1	2	2
BENTLEY, Max.....	C	40	14	24	38	8
BERARD, Bryan.....	D	17	1	8	9	8
BEREZIN, Sergei.....	LW	40	12	15	27	6
BERG, Aki.....	D	48	1	4	5	45
BERG, Bill.....	LW	46	2	4	6	32
BLAIR, Andy.....	C	38	6	6	12	32
BLAISDELL, Mike.....	RW	6	1	2	3	10
BODNAR, Gus.....	C	19	3	1	4	4
BOESCH, Garth.....	D	34	2	5	7	18
BOHONOS, Lonny.....	RW	9	3	6	9	2
BOIVIN, Leo.....	D	5	0	0	0	2
BOLL, Frank (Buzz).....	LW	30	7	3	10	13
BOLTON, Hugh.....	D	17	0	5	5	14
BOOTHMAN, George.....	RW	5	2	1	3	2
BORSICHEVSKY, Nikolai.....	RW	31	4	9	13	4
BOSCHMAN, Laurie.....	C	6	1	1	2	25
BOUDREAU, Bruce.....	C	9	2	0	2	4
BOUTETTE, Pat.....	RW	38	6	13	19	95
BOYER, Wally.....	C	4	0	1	1	0
BREWER, Carl.....	D	63	3	15	18	136
BROSSART, Willie.....	D	1	0	0	0	0
BURROWS, Dave.....	D	9	0	2	2	9
BUTCHER, Garth.....	D	7	0	0	0	8
BUTLER, Jerry.....	RW	19	1	1	2	22
C AHAN, Larry.....	D	4	0	0	0	0
CARLYLE, Randy.....	D	16	0	2	2	28
CARR, Lorne.....	RW	37	6	7	13	11
CARRIERE, Larry.....	D	2	0	0	0	0
CHAMBERLAIN, Murph.....	C/LW	18	2	5	7	6
CHISHOLM, Lex.....	C	3	1	0	1	0
CHURCH, Jack.....	D	16	1	1	2	14
CLANCY, King.....	D	37	6	6	12	54
CLARK, Wendel.....	LW	79	34	27	61	185
COLLINS, Gary.....	C	2	0	0	0	0

LEAFS ALL-TIME PLAYOFF PLAYER ROSTER

NAME	POS	GP	G	A	PTS	PIM
CONACHER, Brian.....LW		12	3	2	5	21
CONACHER, Charlie.....RW		41	14	12	26	39
CONVERY, Brandon.....C		5	0	0	0	2
CORSON, Shayne.....LW		32	2	7	9	49
COSTELLO, Les.....LW		6	2	2	4	2
COTE, Sylvain.....D		17	2	1	3	10
COTTON, Harold.....LW		34	2	7	9	35
COURTNALL, Russ.....C		29	8	11	19	19
COX, Dan.....LW		4	0	1	1	4
CRAIG, Mike.....RW		8	0	1	1	20
CREIGHTON, Dave.....C		5	0	1	1	0
CROSS, Cory.....D		35	2	3	5	20
CULLEN, Barry.....RW		2	0	0	0	0
CULLEN, Brian.....C		19	3	0	3	2
CULLEN, John.....C		15	2	3	5	0
CURRAN, Brian.....D		11	0	1	1	60
D AMPHOUSSE, Vincent..... LW		23	1	8	9	20
DAOUST, Dan.....C		32	7	5	12	83
DARRAGH, Harold.....F		7	0	1	1	2
DAVIDSON, Bob.....RW		82	5	17	22	79
DAWES, Bob.....D		9	0	0	0	2
DAY, Hap.....D		45	4	7	11	56
DeGRAY, Dale.....D		5	0	1	1	16
DEMPSEY, Nathan.....D		6	0	2	2	0
DERLAGO, Bill.....C		10	4	0	4	8
DICKENS, Ernie.....D		13	0	0	0	4
DIDUCK, Gerald.....D		10	0	1	1	14
DIPIETRO, Paul.....C		7	1	1	2	0
DOMI, Tie.....RW		86	5	11	16	183
DORATY, Ken.....F		15	7	2	9	2
DOREY, Jim.....D		10	0	2	2	40
DOUGLAS, Kent.....D		19	1	3	4	33
DRILLON, Gord.....LW		45	22	13	35	10
DUFF, Dick.....LW		54	14	23	37	40
DUNCAN, Art.....D		5	0	0	0	4
DUNN, Dave.....D/F		10	1	1	2	41
DUPERE, Denis.....LW		14	0	0	0	0
DURIS, Vitezslav.....D		3	0	1	1	2
E AKINS, Dallas.....D		1	0	0	0	0
EASTWOOD, Mike.....C		28	4	4	8	20
ECCLESTONE, Tim.....LW		4	0	1	1	0
EDMUNDSON, Garry.....LW		9	0	1	1	4
EHMAN, Gerry.....RW		30	7	7	14	12
ELLETT, Dave.....D		52	7	25	32	43
ELLIS, Ron.....RW		70	18	8	26	20
ERICKSON, Aut.....D		1	0	0	0	2
ERIKSSON, Anders.....D		10	0	0	0	0
EVANS, Daryl.....LW		1	0	0	0	0
EVANS, Paul.....C		2	0	0	0	0
EZINICKI, Bill.....RW		34	4	7	11	69
F ARKAS, Jeff.....RW		5	1	0	1	0
FARRISH, Dave.....D		4	0	0	0	10
FERGUS, Tom.....C		23	9	12	21	14
FERGUSON, George.....C		42	8	9	17	25
FINNIGAN, Frank.....RW		25	3	8	11	10
FITZGERALD, Tom.....RW		17	0	1	1	10
FLAMAN, Fernie.....D		15	1	2	3	26

LEAFS ALL-TIME PLAYOFF PLAYER ROSTER

NAME	POS	GP	G	A	PTS	PIM
FLETT, Bill.....	RW	5	0	0	0	2
FOLIGNO, Mike.....	RW	18	2	6	8	42
FORSEY, Jack.....	F	3	0	1	1	0
FOWLER, Jim.....	D	18	0	3	3	2
FRANCESCHETTI, Lou.....	RW	5	0	1	1	26
FRANCIS, Ron.....	C	12	0	4	4	2
FRYCER, Miroslav.....	RW	17	3	8	11	16
G AGNER, Dave.....	C	6	0	2	2	6
GARDNER, Cal.....	C	30	4	6	10	10
GARDNER, Paul.....	C	6	0	1	1	4
GARLAND, Scott.....	C	7	1	2	3	35
GARTNER, Mike.....	RW	29	11	9	20	20
GAVIN, Stewart.....	LW	4	0	0	0	0
GILL, Todd.....	D	77	5	26	31	171
GILMOUR, Doug.....	C	52	17	60	77	90
GINGRAS, Gaston.....	D	3	1	2	3	2
GLENNIE, Brian.....	D	32	0	1	1	66
GOLDHAM, Bob.....	D	13	2	2	4	31
GOLDUP, Hank.....	LW	26	5	1	6	6
GOVEDARIS, Chris.....	LW	2	0	0	0	0
GRACIE, Bob.....	LW	18	3	2	5	0
GRAY, Alex.....	RW	4	0	0	0	0
GREEN, Travis.....	C	24	5	7	12	38
H AMILTON, Jack.....	C	11	2	1	3	0
HAMILTON, Reg.....	D	60	3	7	10	44
HAMMARSTROM, Inge.....	LW	13	2	3	5	4
HANNAN, Dave.....	C	3	1	0	1	4
HANNIGAN, Gord.....	C	9	2	0	2	8
HARRIS, Bill.....	C	62	8	10	18	30
HARRIS, Billy.....	RW	4	0	1	1	2
HARRISON, Jim.....	C	11	1	1	2	43
HEALEY, Paul.....	RW	22	0	2	2	4
HENDERSON, Paul.....	LW	19	6	6	12	12
HENDRICKSON, Darby.....	C	2	0	0	0	0
HERON, Bob (Red).....	C	18	2	2	4	6
HICKEY, Pat.....	LW	5	0	0	0	2
HIGGINS, Paul.....	RW	1	0	0	0	0
HILL, Mel.....	RW	19	5	3	8	6
HILLMAN, Larry.....	D	32	2	3	5	8
HOGLUND, Jonas.....	LW	49	6	11	17	8
HOGUE, Benoit.....	C/LW	7	0	0	0	6
HOLLETT, Flash.....	D	7	0	0	0	6
HORNE, George.....	F	4	0	0	0	4
HORNER, Red.....	D	71	7	10	17	170
HORTON, Tim.....	D	97	9	32	41	135
HOUSLEY, Phil.....	D	3	0	0	0	0
HURST, Ron.....	RW	3	0	2	2	4
HUTCHISON, Dave.....	D	6	0	3	3	23
I AFRATE, Al.....	D	29	4	10	14	21
IHNACAK, Miroslav.....	LW	1	0	0	0	0
IHNACAK, Peter.....	C	28	4	10	14	25
J ACKSON, Art.....	C	17	0	3	3	4
JACKSON, Harvey (Busher).....	LW	54	17	8	25	41
JAMES, Gerry.....	RW	15	1	0	1	8
JARRY, Pierre.....	LW	5	0	1	1	0
JARVIS, Wes.....	C	2	0	0	0	2

LEAFS ALL-TIME PLAYOFF PLAYER ROSTER

NAME	POS	GP	G	A	PTS	PIM
JEFFREY, Larry.....	LW	6	0	1	1	4
JENNINGS, Grant.....	D	4	0	0	0	0
JOHANSEN, Trevor.....	D	13	0	3	3	21
JOHANSSON, Calle.....	D	4	0	0	0	2
JOHNSON, Mike.....	RW	17	3	2	5	4
JOHNSON, Terry.....	D	5	0	0	0	10
JOHNSTONE, Ross.....	D	3	0	0	0	0
JONES, Buck.....	D	6	0	0	0	8
JONES, Jim.....	C	19	1	5	6	11
JONSSON, Kenny.....	D	4	0	0	0	0
JUZDA, Bill.....	D	30	0	2	2	33
K ABERLE, Tomas.....	D	77	6	22	28	24
KAMPMAN, Bingo.....	D	47	1	4	5	38
KARPOVTSSEV, Alexander.....	D	25	1	6	7	16
KASZYCKI, Mike.....	C	2	0	0	0	2
KEHOE, Rick.....	RW	2	0	0	0	2
KELLY, Pep.....	F	39	7	6	13	10
KELLY, Red.....	C	70	17	38	55	16
KENNEDY, Forbes.....	C	1	0	0	0	38
KENNEDY, Ted.....	C	78	29	31	60	32
KEON, Dave.....	C	89	32	35	67	6
KHRISTICH, Dmitri.....	RW	12	1	2	3	0
KILGER, Chad.....	LW	13	2	1	3	0
KING, Derek.....	LW	16	1	3	4	4
KING, Kris.....	LW	18	1	1	2	27
KILREA, Hec.....	LW	11	2	0	2	6
KLEE, Ken.....	D	11	0	0	0	6
KLUKAY, Joe.....	LW	56	12	8	20	14
KOHN, Ladislav.....	RW	2	0	0	0	5
KOLEGAR, Mark.....	RW	3	1	0	1	2
KORDIC, John.....	RW	5	0	1	1	33
KORN, Jim.....	D/LW	3	0	0	0	26
KOROLEV, Igor.....	C	24	0	4	4	6
KOTSOPOULOS, Chris.....	D	17	1	0	1	28
KRUSHELNYSKI, Mike.....	C	22	3	7	10	8
KURTENBACH, Orland.....	C	4	0	0	0	26
KURVERS, Tom.....	D	5	0	3	3	4
KYPREOS, Nick.....	RW	5	0	0	0	4
L ACROIX, Eric.....	LW	2	0	0	0	0
LANGELLE, Pete.....	C	41	5	9	14	4
LANZ, Rick.....	D	14	1	3	4	29
LEEMAN, Gary.....	RW	24	7	14	21	34
LEETCH, Brian.....	D	13	0	8	8	6
LEFEBVRE, Sylvain.....	D	39	3	6	9	36
LEVINSKY, Alex.....	D	23	1	0	1	26
LEWICKI, Danny.....	LW	9	0	0	0	0
LEY, Rick.....	D	14	0	2	2	20
LITZENBERGER, Ed.....	RW	20	1	4	5	20
LUMME, Jyrki.....	D	21	0	2	2	8
LYNN, Vic.....	LW	35	6	9	15	40
M acDONALD, Parker.....	LW	4	0	0	0	4
MacKELL, Fleming.....	C	27	5	8	13	24
MacLEAN, Don.....	C	3	0	0	0	0
MacMILLAN, Bill.....	RW	11	0	3	3	2
MacMILLAN, John.....	RW	8	0	0	0	0
MACCOUN, Jamie.....	D	52	2	11	13	64
MACUIRE, Kevin.....	RW	1	0	0	0	0

LEAFS ALL-TIME PLAYOFF PLAYER ROSTER

NAME	POS	GP	G	A	PTS	PIM
MAHOVLICH, Frank.....	LW	84	24	36	60	135
MAIR, Adam.....	C	10	1	0	1	22
MALONEY, Dan.....	LW	22	4	6	10	23
MANDERVILLE, Kent.....	LW	37	2	0	2	18
MANN, Norm.....	RW	1	0	0	0	0
MANSON, Dave.....	D	2	0	0	0	2
MARCETTA, Milan.....	C	3	0	0	0	0
MARCHMENT, Bryan.....	D	13	0	0	0	8
MARKER, Gus.....	RW	27	3	5	8	28
MARKOV, Danny.....	D	40	1	10	11	40
MAROIS, Daniel.....	RW	8	3	2	5	12
MARSH, Brad.....	D	5	1	0	1	2
MARSHALL, Don.....	LW	1	0	0	0	0
MARTIN, Terry.....	LW	10	2	0	2	16
MAXWELL, Brad.....	D	3	0	1	1	12
McALLISTER, Chris.....	D	6	0	1	1	4
McCABE, Bryan.....	D	51	10	16	26	70
McCAULEY, Alyn.....	C	35	5	10	15	12
McCORMACK, John.....	C	6	1	0	1	0
McCREEDY, John.....	RW	21	4	3	7	16
McDONALD, Bucko.....	D	46	3	1	4	12
McDONALD, Lanny.....	RW	45	20	17	37	22
McGILL, Bob.....	D	12	0	0	0	35
McINTYRE, John.....	C	2	0	0	0	2
McKECHNIE, Walt.....	C	6	4	3	7	9
McKENNA, Sean.....	RW	2	0	0	0	0
McKENNEY, Don.....	C	18	4	8	12	0
McKENNY, Jim.....	D	37	7	9	16	10
McLEAN, Jack.....	C	13	2	2	4	8
McLLWAIN, Dave.....	C	4	0	0	0	0
McRAE, Ken.....	C	6	0	0	0	4
MEEKER, Howie.....	RW	42	6	9	15	50
MELROSE, Barry.....	D	7	0	2	2	38
METZ, Don.....	RW	47	7	8	15	10
METZ, Nick.....	LW	76	19	20	39	31
MICKEY, Larry.....	RW	3	0	0	0	5
MIGAY, Rudy.....	C	15	1	0	1	20
MILLER, Earl.....	F	7	0	0	0	0
MIRONOV, Dmitri.....	D	38	9	12	21	10
MODIN, Fredrik.....	LW	8	0	0	0	6
MOGILNY, Alexander.....	RW	39	15	9	24	20
MONAHAN, Garry.....	LW	15	2	1	3	9
MOORE, Dick.....	RW	5	1	1	2	6
MORRIS, Moe.....	D	18	4	2	6	16
MORRISON, Jim.....	D	16	0	1	1	12
MORTSON, Gus.....	D	47	4	7	11	62
MULHERN, Richard.....	D	1	0	0	0	0
MULLER, Kirk.....	C/LW	6	3	2	5	0
MURPHY, Larry.....	D	6	0	2	2	4
N EELY, Bob.....	D	26	5	7	12	15
NESTERENKO, Eric.....	RW	9	0	2	2	15
NEVIN, Bob.....	RW	27	6	4	10	10
NIEUWENDYK, Joe.....	C	9	6	0	6	4
NIGRO, Frank.....	C	3	0	0	0	2
NOLAN, Owen.....	RW	7	0	2	2	2
NYLUND, Garry.....	D	10	0	2	2	25
O LCZYK, Ed.....	C	11	6	6	12	16
OLIVER, Murray.....	C	4	1	2	3	0

LEAFS ALL-TIME PLAYOFF PLAYER ROSTER

NAME	POS	GP	G	A	PTS	PIM
OLMSTEAD, Bert.....	LW	29	8	9	17	23
O'NEILL, Tom (Windy).....	RW	4	0	0	0	6
OSBORNE, Mark.....	LW	57	9	12	21	102
P AIEMENT, Wilf.....	RW	6	0	2	2	19
PAPPIN, Jim.....	RW	23	7	8	15	12
PARSONS, George.....	LW	7	3	2	5	11
PEARSON, Rob.....	RW	28	3	2	5	63
PEARSON, Scott.....	LW	2	2	0	2	10
PELYK, Mike.....	D	40	0	3	3	41
PERREAULT, Yanic.....	C	29	5	10	15	10
PETTINGER, Eric.....	LW	4	1	0	1	8
PILAR, Karel.....	D	12	1	4	5	12
PILOTE, Pierre.....	D	4	0	1	1	4
PODDUBNY, Walt.....	LW	13	7	2	9	4
POILE, Bud.....	C	13	4	4	8	6
PONIKAROVSKY, Alexei.....	LW	23	1	3	4	12
PRATT, Tracy.....	D	4	0	0	0	0
PRATT, Walter (Babe).....	D	24	3	9	12	20
PRESLEY, Wayne.....	RW	5	0	0	0	2
PRICE, Noel.....	D	5	0	0	0	2
PRIMEAU, Joe.....	C	38	5	18	23	12
PRONOVOST, Marcel.....	D	16	1	0	1	14
PULFORD, Bob.....	C	89	25	26	51	126
Q UENNEVILLE, Joel.....	D	6	0	1	1	4
QUINN, Pat.....	D	4	0	0	0	13
R AMAGE, Rob.....	D	5	1	2	3	20
REAUME, Marc.....	D	19	0	2	2	8
REGAN, Larry.....	RW	22	4	4	8	2
REICHEL, Robert.....	C	37	2	6	8	12
REID, Dave.....	LW	3	0	0	0	0
RENNBERG, Mikael.....	RW	12	1	0	1	14
RICHARDSON, Luke.....	D	7	0	0	0	22
RIDLEY, Mike.....	C	7	3	1	4	2
ROBERT, Rene.....	RW	3	0	2	2	2
ROBERTS, Gary.....	LW	50	14	26	40	74
ROBERTSON, Fred.....	D	7	0	0	0	0
ROMNES, Doc.....	F	10	1	4	5	0
ROOT, Bill.....	D	20	1	2	3	25
ROUSE, Bob.....	D	39	3	11	14	58
RYCHEL, Warren.....	LW	3	0	0	0	0
S AGANIUK, Rocky.....	RW	6	1	0	1	15
SALMING, Borje.....	D	81	12	37	49	91
SAMIS, Phil.....	D	5	0	1	1	2
SANDS, Charlie.....	C	13	3	2	5	2
SCHNEIDER, Mathieu.....	D	6	0	4	4	8
SCHRINER, Dave (Sweeney).....	LW	47	14	10	24	22
SECORD, Al.....	LW	6	1	0	1	16
SEDLBAUER, Ron.....	LW	2	0	1	1	2
SEILING, Rod.....	D	17	0	1	1	6
SELBY, Brit.....	LW	8	0	0	0	4
SELWOOD, Brad.....	D	5	0	0	0	4
SHACK, Eddie.....	RW	57	6	3	9	107
SHAND, Dave.....	D	7	1	0	1	13
SHILL, Jack.....	LW	13	0	3	3	8
SITTLER, Darryl.....	C	64	25	40	65	120
SLOAN, Tod.....	C	26	5	6	11	59

LEAFS ALL-TIME PLAYOFF PLAYER ROSTER

NAME	POS	GP	G	A	PTS	PIM
SMITH, Art.....	D	4	1	1	2	8
SMITH, Brad.....	RW	17	3	2	5	44
SMITH, Floyd.....	RW	4	0	0	0	0
SMITH, Sid.....	LW	44	17	10	27	2
SPENCER, Brian.....	LW	6	0	1	1	17
STAJAN, Matt.....	C	3	0	0	0	2
STANLEY, Allan.....	D	82	4	27	31	60
STANOWSKI, Wally.....	D	60	3	14	17	13
STASTNY, Marian.....	RW	3	0	0	0	0
STEMKOWSKI, Pete.....	C	22	5	10	15	53
STEWART, Gaye.....	LW	18	2	7	9	12
STEWART, Ron.....	RW	82	10	18	28	56
STOUGHTON, Blaine.....	LW	7	4	2	6	2
SULLIVAN, Steve.....	C	13	3	3	6	14
SUNDIN, Mats.....	C	77	32	38	70	66
SUTTER, Rich.....	RW	4	0	0	0	2
SVEHLA, Robert.....	D	7	0	3	3	2
T AYLOR, Billy.....	C	28	5	13	18	9
TAYLOR, Harry.....	C	1	0	0	0	0
TERRION, Greg.....	C	32	1	9	10	37
THOMAS, Steve.....	RW	63	26	20	46	48
THOMPSON, Errol.....	LW	27	5	4	9	9
THOMS, Bill.....	C	39	6	9	15	4
THOMSON, Jim.....	D	63	2	13	15	135
TIMGREN, Ray.....	LW	30	3	9	12	6
TROTTIER, Guy.....	RW	9	1	0	1	16
TUCKER, Darcy.....	RW	58	10	11	21	79
TURNBULL, Ian.....	D	55	13	32	45	94
U LLMAN, Norm.....	C	26	3	6	9	6
V AIVE, Rick.....	RW	32	14	9	23	53
VALIQUETTE, Jack.....	C	23	3	6	9	4
VALK, Garry.....	RW	45	6	6	12	42
W ALKER, Kurt.....	LW	16	0	0	0	34
WALTON, Mike.....	C	16	4	3	7	6
WARNER, Bob.....	D	4	0	0	0	0
WARRINER, Todd.....	LW	15	1	1	2	4
WATSON, Harry.....	LW	50	14	9	23	27
WEBSTER, Don.....	LW	5	0	0	0	12
WEIR, Stan.....	C	29	6	5	11	0
WESLEY, Glen.....	D	5	0	1	1	2
WILLIAMS, Dave.....	LW	44	5	11	16	240
WILM, Clarke.....	C	5	0	1	1	2
WILSON, John.....	LW	10	1	2	3	2
WILSON, Ron.....	RW	6	1	3	4	2
WOOD, Randy.....	LW	7	2	0	2	6
WREN, Bob.....	C	1	0	0	0	0
Y AREMCHUK, Ken.....	C	12	0	2	2	10
YUSHKEVICH, Dmitry.....	D	44	2	10	12	38
Z ANUSSI, Ron.....	RW	3	0	0	0	0
ZETTLER, Rob.....	D	2	0	0	0	0
ZEZEL, Peter.....	C	38	4	5	9	14

LEAFS ALL-TIME PLAYOFF GOALTENDER ROSTER

NAME	W	L	GPI	MINS	GA	GAA	SO
BEAUPRE, Don	0	0	2	20	2	6.00	0
BELFOUR, Ed	9	11	20	1306	51	2.34	3
BESTER, Allan	2	6	10	488	36	4.43	0
BIBEAULT, Paul	1	4	5	300	23	4.60	0
BOWER, Johnny	35	34	74	4378	184	2.52	5
BRODA, Walter (Turk)*	60	39	101	6398	211	1.98	13
CHABOT, Lorne**	11	9	22	1509	42	1.67	2
CRHA, Jiri	0	4	5	186	21	6.77	0
FAVELL, Doug	0	3	3	181	10	3.31	0
GAMBLE, Bruce	0	2	2	86	13	9.07	0
HAINSWORTH, George	9	12	21	1303	50	2.30	2
HARRISON, Paul	0	1	3	131	8	3.66	0
HEALY, Glenn	0	0	1	20	0	0.00	0
JOHNSTON, Ed	0	1	1	60	6	6.00	0
JOSEPH, Curtis	32	28	60	3678	138	2.25	8
KIDD, Trevor	0	0	1	33	1	1.82	0
LAROCQUE, Michel	0	1	2	75	8	6.40	0
LUMLEY, Harry	2	12	14	865	43	2.98	1
MANIAGO, Cesare	1	1	2	145	6	2.48	0
McCOOL, Frank	8	5	13	807	30	2.23	4
McRAE, Gord	2	5	8	454	22	2.91	0
PALMATEER, Mike	12	17	29	1765	89	3.03	2
PARENT, Bernie	3	5	8	478	22	2.76	0
PLANTE, Jacques	0	3	4	194	12	3.71	0
POTVIN, Felix	25	27	52	3206	147	2.75	5
PUPPA, Daren	0	0	1	20	1	3.00	0
REESE, Jeff	1	1	2	108	6	3.33	0
RHODES, Damian	1	0	0	1	0	0.00	0
ROLLINS, Al	3	3	6	330	12	2.18	0
ST. CROIX, Rick	0	0	1	1	1	60.00	0
SAWCHUK, Terry	6	7	13	745	34	2.74	0
SCHWAB, Corey	0	0	1	12	0	0.00	0
SIMMONS, Don	2	1	3	165	8	2.91	0
THOMAS, Wayne	6	7	14	789	46	3.50	1
WREGGET, Ken	13	11	25	1476	72	2.93	2

* Recorded one tie due to game being suspended because of the Toronto Curfew Law (Mar. 31, 1951 vs. Boston)

**Recorded two ties in total goal series (Mar. 24, 1931 vs Chicago and Mar. 31, 1932 at Mtl. Maroons)

LEAFS INDIVIDUAL PLAYOFF LEADERS BY YEAR

Stanley Cup Playoffs 1928/29 to 1960/61

YEAR	GOALS	ASSISTS	POINTS	PIMS
1928/29	Andy Blair3	Ace Bailey2	Andy Blair3	Art Smith8
			Ace Bailey3	Eric Pettinger8
1930/31	Andy Blair1	Hap Day3	Hap Day3	Hap Day7
	Ace Bailey1			
	King Clancy1			
1931/32	Charlie Conacher6	Joe Primeau6	Charlie Conacher8	Red Horner20
1932/33	Ken Doraty5	King Clancy3	Ken Doraty5	Hap Day21
		Hal Cotton3		
1933/34	Charlie Conacher3	Joe Primeau4	Joe Primeau6	Andy Blair16
1934/35	Harvey Jackson3	Charlie Conacher4	Harvey Jackson5	Hal Cotton17
			Charlie Conacher5	
1935/36	Buzz Boll7	Bill Thoms5	Buzz Boll10	Red Horner22
1936/37	Harvey Jackson1	Reg Hamilton1	Harvey Jackson1	Red Horner7
		Syl Apps1	Reg Hamilton1	
			Syl Apps1	
1937/38	Gordie Drillon7	Syl Apps4	Gordie Drillon8	Red Horner14
1938/39	Gordie Drillon7	Gordie Drillon6	Gordie Drillon13	Red Horner26
		Syl Apps6		
1939/40	Syl Apps5	Sweeney Schriener3	Syl Apps7	Red Horner55
	Hank Goldup5	Nick Metz3		
		Gus Marker3		
		Pete Langelle3		
		Bob Davidson3		
1940/41	Nick Metz3	Nick Metz4	Nick Metz7	Reg Hamilton13
	Gordie Drillon3			
	Syl Apps3			
1941/42	Sweeney Schriener6	Syl Apps9	Syl Apps14	Bob Goldham31
1942/43	Mel Hill3	Bud Poile4	Bud Poile6	Reg Hamilton9
1943/44	George Boothman2	Babe Pratt3	George Boothman3	Don Webster12
			Elwin Morris3	
			Babe Pratt3	
1944/45	Ted Kennedy7	Babe Pratt4	Ted Kennedy9	Elwin Morris14
1946/47	Syl Apps5	Ted Kennedy5	Ted Kennedy9	Bill Ezinicki30
		Gaye Stewart5		
1947/48	Ted Kennedy8	Max Bentley7	Ted Kennedy14	Vic Lynn20
1948/49	Sid Smith5	Ted Kennedy6	Ted Kennedy8	Bill Ezinicki20
				Bill Barilko20
1949/50	Max Bentley3	Ray Timgren4	Max Bentley6	Bill Barilko18
	Joe Klukay3			Gus Morton18
1950/51	Sid Smith7	Max Bentley11	Max Bentley13	Jim Thomson34
1951/52	Harry Watson1	Fern Flaman2	Joe Klukay2	Jim Thomson25
	Joe Klukay1		Fern Flaman2	
	Max Bentley1			
1953/54	Gordie Hannigan2	Bob Bailey2	Gord Hannigan, Sid Smith Ted Kennedy, Tim Horton, Tod Sloan, Bob Bailey2	Tod Sloan24
1954/55	Sid Smith3	Ted Kennedy3	Sid Smith4	Jim Thomson16
		Hugh Bolton3	Ted Kennedy4	
1955/56	George Armstrong4	Dick Duff4	George Armstrong6	Jim Thomson10
1958/59	Gerry Ehman6	Gerry Ehman7	Gerry Ehman13	Carl Brewer40
	Frank Mahovich6			
1959/60	Bob Pulford4	Red Kelly8	Red Kelly11	Frank Mahovich27
1960/61	8 Players Tied1	Allan Stanley3	Bert Olmstead3	Bert Olmstead10
			Allan Stanley3	

LEAFS INDIVIDUAL PLAYOFF LEADERS BY YEAR

Stanley Cup Playoffs 1961/62 to 2004/05

YEAR	GOALS	ASSISTS	POINTS	PIMS
1961/62	Bob Pulford7 George Armstrong.....7	Tim Horton13	Tim Horton16	Frank Mahovlich29
1962/63	Dave Keon7	George Armstrong6 Red Kelly6 Allan Stanley6	Dave Keon12	Bob Pulford14
1963/64	Dave Keon7	Frank Mahovlich11	Frank Mahovlich15	Bob Baun42
1964/65	Red Kelly3 Ron Ellis3	Frank Mahovlich3 Peter Stelmkowski3	Red Kelly5	Bob Baun19
1965/66	Ed Shack2	Red Kelly2 Dave Keon2	Ed Shack3	Ed Shack33
1966/67	Jim Pappin7	Bob Pulford10	Jim Pappin15	Tim Horton25
1968/69	Ron Ellis2	Dave Keon3	Dave Keon4	Forbes Kennedy38
1970/71	Paul Henderson5	Bill MacMillan3	Paul Henderson6	Jim Harrison33
1971/72	Jim McKenny3	Dave Keon3 Norm Ullman3	Dave Keon5	Brian Glennie25
1973/74	Ron Ellis2 Darryl Sittler2	Bob Neely3	Bob Neely4	Brian Glennie10
1974/75	Blaine Stoughton4	Dave Keon5	Blaine Stoughton6	Dave Williams25
1975/76	Darryl Sittler5	Ian Turnbull9	Darryl Sittler12	Dave Williams75
1976/77	Lanny McDonald10	Darryl Sittler16	Darryl Sittler21	Dave Williams29
1977/78	Ian Turnbull6	Ian Turnbull10	Ian Turnbull16	Dave Williams63
1978/79	Darryl Sittler5	Ian Turnbull4 Darryl Sittler4	Darryl Sittler9	Dave Williams48
1979/80	Terry Martin2	Ian Turnbull3	Ron Wilson3 Ian Turnbull3 Darryl Sittler3	Laurie Boschman18
1980/81	Bruce Boudreau1 Rick Vaive1 Bill Derlago1 Ian Turnbull1	Rene Robert2 Borje Salming2	Rene Robert2 Borje Salming2	Barry Melrose15
1982/83	Walt Poddubny3 Bill Derlago3	Rick Vaive5 Miroslav Frycer5	Miroslav Frycer7 Rick Vaive7	Jim Korn26
1985/86	Steve Thomas6 Rick Vaive6	Gary Leeman10	Steve Thomas14	Wendel Clark47
1986/87	Wendel Clark6	Wendel Clark5 Mike Allison5 Vincent Damphousse5	Wendel Clark11	Todd Gill42 Dan Daoust42
1987/88	Ed Olczyk5	Ed Olczyk4 Al Iafrate4	Ed Olczyk9	Brian Curran41
1989/90	Gary Leeman3	Gary Leeman3 Mark Osborne3 Todd Gill3 Tom Kurvers3	Gary Leeman6	John Kordic33
1992/93	Dave Andreychuk12	Doug Gilmour25	Doug Gilmour35	Wendel Clark51
1993/94	Wendel Clark9	Doug Gilmour22	Doug Gilmour28	Mark Osborne52
1994/95	Mats Sundin5	Doug Gilmour6	Mats Sundin9	Dave Andreychuk25
1995/96	Mike Gartner4	Doug Gilmour7	Doug Gilmour8	Todd Gill24
1998/99	Mats Sundin8	Mats Sundin8 Bryan Berard8	Mats Sundin16	Kris King25
1999/00	Steve Thomas6	Mats Sundin5	Steve Thomas9	Tie Domi20
2000/01	Mats Sundin6 Steve Thomas6	Gary Roberts9	Mats Sundin13	Tie Domi20
2001/02	Alexander Mogilny8	Gary Roberts12	Gary Roberts19	Tie Domi61
2002/03	Alexander Mogilny5	Darcy Tucker3 Bryan McCabe3 Robert Svehla3	Alexander Mogilny7	Tie Domi13
2003/04	Joe Nieuwendyk6	Brian Leetch8	Mats Sundin9	Tie Domi41
2004/05	Did not play due to work stoppage			

LEAFS ALL-TIME PLAYOFF SHUTOUTS

DATE	GOALTENDER	HOME/ROAD	OPPOSITION	SCORE
March 28, 1933	Lorne Chabot	Road	Boston Bruins	(1-0 OTW)
April 3, 1933	Lorne Chabot	Home	Boston Bruins	(1-0 OTW)
March 26, 1935	George Hainsworth	Road	Boston Bruins	(2-0 W)
March 28, 1935	George Hainsworth	Home	Boston Bruins	(3-0 W)
March 24, 1938	Turk Broda	Home	Boston Bruins	(1-0 OTW)
March 21, 1939	Turk Broda	Home	NY Americans	(4-0 W)
March 23, 1939	Turk Broda	Road	NY Americans	(2-0 W)
April 9, 1940	Turk Broda	Home	NY Rangers	(3-0 W)
April 16, 1942	Turk Broda	Road	Detroit Red Wings	(3-0 W)
March 20, 1945	Frank McCool	Road	Montreal Canadiens	(1-0 W)
April 6, 1945	Frank McCool	Road	Detroit Red Wings	(1-0 W)
April 8, 1945	Frank McCool	Road	Detroit Red Wings	(2-0 W)
April 12, 1945	Frank McCool	Home	Detroit Red Wings	(1-0 W)
April 10, 1947	Turk Broda	Road	Montreal Canadiens	(4-0 W)
April 11, 1948	Turk Broda	Road	Detroit Red Wings	(2-0 W)
March 22, 1949	Turk Broda	Road	Boston Bruins	(3-0 W)
March 28, 1950	Turk Broda	Road	Detroit Red Wings	(5-0 W)
April 1, 1950	Turk Broda	Home	Detroit Red Wings	(2-0 W)
April 6, 1950	Turk Broda	Road	Detroit Red Wings	(2-0 W)
April 1, 1951	Turk Broda	Road	Boston Bruins	(3-0 W)
April 8, 1951	Turk Broda	Road	Boston Bruins	(6-0 W)
March 27, 1956	Harry Lumley	Home	Detroit Red Wings	(2-0 W)
March 30, 1963	Johnny Bower	Road	Montreal Canadiens	(2-0 W)
April 4, 1963	Johnny Bower	Home	Montreal Canadiens	(5-0 W)
April 7, 1964	Johnny Bower	Home	Montreal Canadiens	(3-0 W)
April 25, 1964	Johnny Bower	Home	Detroit Red Wings	(4-0 W)
April 22, 1967	Johnny Bower	Road	Montreal Canadiens	(3-0 W)
April 9, 1976	Wayne Thomas	Home	Pittsburgh Penguins	(4-0 W)
April 13, 1978	Mike Palmateer	Road	Los Angeles Kings	(4-0 W)
April 21, 1978	Mike Palmateer	Home	NY Islanders	(2-0 W)
April 20, 1986	Ken Wregget	Road	St. Louis Blues	(3-0 W)
April 16, 1987	Ken Wregget	Home	St. Louis Blues	(4-0 W)
May 15, 1993	Felix Potvin	Home	St. Louis Blues	(6-0 W)
April 20, 1994	Felix Potvin	Home	Chicago Blackhawks	(1-0 OTW)
April 26, 1994	Felix Potvin	Home	Chicago Blackhawks	(1-0 OTW)
April 28, 1994	Felix Potvin	Road	Chicago Blackhawks	(1-0 W)
May 9, 1995	Felix Potvin	Road	Chicago Blackhawks	(3-0 W)
May 2, 1999	Curtis Joseph	Road	Philadelphia Flyers	(1-0 W)
April 12, 2000	Curtis Joseph	Home	Ottawa Senators	(2-0 W)
April 13, 2001	Curtis Joseph	Road	Ottawa Senators	(1-0 OTW)
April 14, 2001	Curtis Joseph	Road	Ottawa Senators	(3-0 W)
April 26, 2001	Curtis Joseph	Road	New Jersey Devils	(2-0 W)
April 20, 2002	Curtis Joseph	Home	New York Islanders	(2-0 W)
May 14, 2002	Curtis Joseph	Home	Ottawa Senators	(3-0 W)
May 25, 2002	Curtis Joseph	Road	Carolina Hurricanes	(1-0 W)
April 10, 2004	Ed Belfour	Home	Ottawa Senators	(2-0 W)
April 12, 2004	Ed Belfour	Road	Ottawa Senators	(2-0 W)
April 16, 2004	Ed Belfour	Home	Ottawa Senators	(2-0 W)

LEAFS ALL-TIME PLAYOFF SCORING LEADERS

RANK	PLAYER	POSITION	GP	G	A	PTS
1.	DOUG GILMOUR	CENTRE	52	17	60	77
2.	MATS SUNDIN	CENTRE	77	32	38	70
3.	DAVE KEON	CENTRE	89	32	35	67
4.	DARRYL SITTLER	CENTRE	64	25	40	65
5.	WENDEL CLARK	LEFT WING	79	34	27	61
6.	TED KENNEDY	CENTRE	78	29	31	60
	GEORGE ARMSTRONG	RIGHT WING	110	26	34	60
	FRANK MAHOVLICH	LEFT WING	84	24	36	60
9.	RED KELLY	CENTRE	70	17	38	55
10.	SYL APPS	CENTRE	69	25	29	54
11.	BOB PULFORD	CENTRE	89	25	26	51
12.	BORJE SALMING	DEFENCE	81	12	37	49
13.	STEVE THOMAS	RIGHT WING	63	26	20	46
14.	IAN TURNBULL	DEFENCE	55	13	32	45
15.	TIM HORTON	DEFENCE	97	9	32	41
16.	GARY ROBERTS	LEFT WING	50	14	26	40
17.	NICK METZ	LEFT WING	76	19	20	39
18.	MAX BENTLEY	CENTRE	40	14	24	38
19.	LANNY McDONALD	RIGHT WING	45	20	17	37
	DICK DUFF	LEFT WING	54	14	23	37
21.	GORD DRILLON	LEFT WING	45	22	13	35
22.	DAVE ANDREYCHUK	LEFT WING	46	20	14	34
23.	DAVE ELLETT	DEFENCE	52	7	25	32
24.	TODD GILL	DEFENCE	77	5	26	31
	ALLAN STANLEY	DEFENCE	82	4	27	31
26.	RON STEWART	RIGHT WING	82	10	18	28
	TOMAS KABERLE	DEFENCE	77	6	22	28
28.	SID SMITH	LEFT WING	44	17	10	27
	SERGEI BEREZIN	LEFT WING	40	12	15	27
30.	RON ELLIS	RIGHT WING	70	18	8	26
	CHARLIE CONACHER	RIGHT WING	41	14	12	26
	BRYAN McCABE	DEFENCE	51	10	16	26
33.	HARVEY JACKSON	LEFT WING	54	17	8	25
34.	ALEXANDER MOGILNY	RIGHT WING	39	15	9	24
	DAVE SCHRINER	LEFT WING	47	14	10	24
36.	RICK VAIVE	RIGHT WING	32	14	9	23
	HARRY WATSON	LEFT WING	50	14	9	23
	JOE PRIMEAU	CENTRE	38	5	18	23
39.	BOB DAVIDSON	RIGHT WING	82	5	17	22
40.	DARCY TUCKER	RIGHT WING	58	10	11	21
	TOM FERGUS	CENTRE	23	9	12	21
	DMITRI MIRONOV	DEFENCE	38	9	12	21
	MARK OSBORNE	LEFT WING	57	9	12	21
	GARY LEEMAN	RIGHT WING	24	7	14	21
45.	JOE KLUKAY	LEFT WING	56	12	8	20
	MIKE GARTNER	RIGHT WING	29	11	9	20
47.	RUSS COURTNALL	CENTRE	29	8	11	19
	PAT BOUTETTE	RIGHT WING	38	6	13	19
49.	BILL HARRIS	CENTRE	62	8	10	18
	GLENN ANDERSON	RIGHT WING	21	7	11	18
	BILLY TAYLOR	CENTRE	28	5	13	18
	CARL BREWER	DEFENCE	63	3	15	18

LEAFS ALL-TIME PLAYOFF OVERTIME RESULTS

DATE	OPPONENT	SCORER	TIME	RESULT	SCORE
Mar. 26, 1929	New York Rangers	Frank Boucher	2:03	Lost	2-1
Mar. 26, 1931	at Chicago Blackhawks	Stew Adams	19:20	Lost	2-1
Apr. 2, 1932	Montreal Maroons	Bob Gracie	17:59	Won	3-2
Mar. 25, 1933	at Boston Bruins	Marty Barry	14:14	Lost	2-1
Mar. 28, 1933	at Boston Bruins	Busher Jackson	15:03	Won	1-0
Mar. 30, 1933	Boston Bruins	Eddie Shore	4:23	Lost	2-1
Apr. 3, 1933	Boston Bruins	Ken Doraty	104:46	Won	1-0
Apr. 13, 1933	New York Rangers	Bill Cook	7:33	Lost	1-0
Mar. 22, 1934	Detroit Red Wings	Herbie Lewis	1:33	Lost	2-1
Mar. 23, 1935	at Boston Bruins	Dit Clapper	33:26	Lost	1-0
Mar. 30, 1935	Boston Bruins	Pep Kelly	1:36	Won	2-1
Apr. 4, 1935	Montreal Maroons	Dave Trottier	5:28	Lost	3-2
Apr. 9, 1936	Detroit Red Wings	Buzz Boll	0:31	Won	4-3
Mar. 25, 1937	at New York Rangers	Babe Pratt	13:05	Lost	2-1
Mar. 24, 1938	Boston Bruins	George Parsons	21:31	Won	1-0
Mar. 29, 1938	at Boston Bruins	Gordie Drillon	10:04	Won	3-2
Apr. 1, 1939	Detroit Red Wings	Gordie Drillon	5:42	Won	5-4
Apr. 9, 1939	at Boston Bruins	Doc Romnes	10:38	Won	3-2
Mar. 19, 1940	Chicago Blackhawks	Syl Apps	6:35	Won	3-2
Apr. 2, 1940	at New York Rangers	Alf Pike	15:30	Lost	2-1
Apr. 11, 1940	New York Rangers	Muzz Patrick	31:43	Lost	2-1
Apr. 13, 1940	New York Rangers	Bryan Hextall	2:07	Lost	3-2
Mar. 29, 1941	at Boston Bruins	Pete Langelle	17:31	Won	2-1
Mar. 23, 1943	at Detroit Red Wings	Jack McLean	70:18	Won	3-2
Mar. 30, 1943	Detroit Red Wings	Adam Brown	9:21	Lost	3-2
Mar. 27, 1945	Montreal Canadiens	Gus Bodnar	12:36	Won	4-3
Apr. 21, 1945	Detroit Red Wings	Ed Bruneteau	14:16	Lost	1-0
Mar. 26, 1947	Detroit Red Wings	Howie Meeker	3:05	Won	3-2
Apr. 15, 1947	Montreal Canadiens	Syl Apps	16:36	Won	2-1
Mar. 24, 1948	Boston Bruins	Nick Metz	17:03	Won	5-4
Mar. 26, 1949	Boston Bruins	Woody Dumart	16:14	Lost	5-4
Apr. 8, 1949	at Detroit Red Wings	Joe Klukay	17:31	Won	3-2
Apr. 4, 1950	Detroit Red Wings	Leo Reise	20:38	Lost	2-1
Apr. 9, 1950	at Detroit Red Wings	Leo Reise	8:39	Lost	1-0
* Mar. 31, 1951	Boston Bruins	No Scorer	20:00	Tie	1-1
Apr. 11, 1951	Montreal Canadiens	Sid Smith	5:51	Won	3-2
Apr. 14, 1951	Montreal Canadiens	Maurice Richard	2:55	Lost	3-2
Apr. 17, 1951	at Montreal Canadiens	Ted Kennedy	4:47	Won	2-1
Apr. 19, 1951	at Montreal Canadiens	Harry Watson	5:15	Won	3-2
Apr. 21, 1951	Montreal Canadiens	Bill Barilko	2:53	Won	3-2
Apr. 1, 1954	at Detroit Red Wings	Ted Lindsay	21:01	Lost	4-3
Mar. 24, 1956	Detroit Red Wings	Ted Lindsay	4:22	Lost	5-4
Mar. 28, 1959	Boston Bruins	Gerry Ehman	5:02	Won	3-2
Mar. 31, 1959	Boston Bruins	Frank Mahovlich	11:21	Won	3-2
Apr. 14, 1959	Montreal Canadiens	Dick Duff	10:06	Won	3-2
Mar. 27, 1960	at Detroit Red Wings	Frank Mahovlich	43:00	Won	5-4
Mar. 29, 1960	at Detroit Red Wings	Gerry Melnyk	1:54	Lost	2-1
Mar. 22, 1961	Detroit Red Wings	George Armstrong	24:51	Won	3-2
Apr. 5, 1962	New York Rangers	Red Kelly	24:23	Won	3-2
Apr. 14, 1964	Detroit Red Wings	Larry Jeffrey	7:52	Lost	4-3
Apr. 23, 1964	at Detroit Red Wings	Bob Baun	1:43	Won	4-3
Apr. 6, 1965	Montreal Canadiens	Dave Keon	4:17	Won	3-2
Apr. 13, 1965	Montreal Canadiens	Claude Provost	16:33	Lost	4-3
Apr. 25, 1967	Montreal Canadiens	Bob Pulford	28:26	Won	3-2
Apr. 15, 1971	New York Rangers	Bob Nevin	9:07	Lost	2-1

* Game was called after one overtime period due to Toronto Curfew Law

LEAFS ALL-TIME PLAYOFF OVERTIME RESULTS

DATE	OPPONENT	SCORER	TIME	RESULT	SCORE
Apr. 6, 1972	at Boston Bruins	Jim Harrison	2:58	Won	4-3
Apr. 14, 1974	Boston Bruins	Ken Hodge	1:27	Lost	4-3
Apr. 8, 1975	at Los Angeles Kings	Mike Murphy	8:53	Lost	3-2
Apr. 10, 1975	Los Angeles Kings	Blaine Stoughton	10:19	Won	3-2
Apr. 19, 1975	Philadelphia Flyers	Andre Dupont	1:45	Lost	4-3
Apr. 15, 1977	Philadelphia Flyers	Rick MacLeish	2:55	Lost	4-3
Apr. 17, 1977	Philadelphia Flyers	Reggie Leach	19:10	Lost	6-5
Apr. 19, 1978	at New York Islanders	Mike Bossy	2:50	Lost	3-2
Apr. 25, 1978	at New York Islanders	Bob Nystrom	8:02	Lost	2-1
Apr. 29, 1978	at New York Islanders	Lanny McDonald	4:13	Won	2-1
Apr. 21, 1979	Montreal Canadiens	Cam Connor	25:25	Lost	4-3
Apr. 22, 1979	Montreal Canadiens	Larry Robinson	4:14	Lost	5-4
Apr. 11, 1980	Minnesota North Stars	Al MacAdam	0:32	Lost	4-3
Apr. 7, 1983	at Minnesota North Stars	Bobby Smith	5:03	Lost	5-4
Apr. 10, 1983	Minnesota North Stars	Dino Ciccarelli	8:05	Lost	5-4
Apr. 26, 1986	at St. Louis Blues	Mark Reeds	7:11	Lost	4-3
Apr. 9, 1987	at St. Louis Blues	Rick Lanz	10:17	Won	3-2
Apr. 27, 1987	Detroit Red Wings	Mike Allison	9:31	Won	3-2
Apr. 12, 1988	at Detroit Red Wings	Ed Olczyk	0:34	Won	6-5
Apr. 8, 1990	St. Louis Blues	Sergio Momesso	6:04	Lost	6-5
Apr. 27, 1993	at Detroit Red Wings	Mike Foligno	2:05	Won	5-4
May 1, 1993	at Detroit Red Wings	Nikolai Borschevsky	2:35	Won	4-3
May 3, 1993	St. Louis Blues	Doug Gilmour	23:16	Won	2-1
May 5, 1993	St. Louis Blues	Jeff Brown	23:03	Lost	2-1
May 25, 1993	Los Angeles Kings	Glenn Anderson	19:20	Won	3-2
May 27, 1993	at Los Angeles Kings	Wayne Gretzky	1:41	Lost	5-4
Apr. 20, 1994	Chicago Blackhawks	Todd Gill	2:15	Won	1-0
Apr. 24, 1994	at Chicago Blackhawks	Jeremy Roenick	1:23	Lost	4-3
May 12, 1994	San Jose Sharks	Mike Gartner	8:53	Won	3-2
May 16, 1994	Vancouver Canucks	Peter Zezel	16:55	Won	3-2
May 24, 1994	at Vancouver Canucks	Greg Adams	20:14	Lost	4-3
May 17, 1995	Chicago Blackhawks	Randy Wood	10:00	Won	5-4
Apr. 18, 1996	St. Louis Blues	Mats Sundin	4:02	Won	5-4
Apr. 21, 1996	at St. Louis Blues	Glenn Anderson	1:24	Lost	3-2
Apr. 25, 1996	St. Louis Blues	Mike Gartner	7:31	Won	5-4
Apr. 30, 1999	Philadelphia Flyers	Yanic Perreault	11:51	Won	2-1
May 13, 1999	at Pittsburgh Penguins	Sergei Berezin	2:18	Won	3-2
May 17, 1999	at Pittsburgh Penguins	Garry Valk	1:57	Won	4-3
Apr. 22, 2000	Ottawa Senators	Steve Thomas	14:47	Won	2-1
Apr. 13, 2001	at Ottawa Senators	Mats Sundin	10:49	Won	1-0
Apr. 16, 2001	Ottawa Senators	Cory Cross	2:16	Won	3-2
Apr. 28, 2001	at New Jersey Devils	Randy McKay	5:31	Lost	6-5
May 1, 2001	New Jersey Devils	Brian Rafalski	7:00	Lost	3-2
May 4, 2002	Ottawa Senators	Gary Roberts	44:30	Won	3-2
May 19, 2002	at Carolina Hurricanes	Niclas Wallin	13:42	Lost	2-1
May 21, 2002	Carolina Hurricanes	Jeff O'Neill	6:01	Lost	2-1
May 28, 2002	Carolina Hurricanes	Martin Gelinas	8:05	Lost	2-1
Apr. 14, 2003	Philadelphia Flyers	Tomas Kaberle	27:20	Won	4-3
Apr. 16, 2003	Philadelphia Flyers	Mark Recchi	53:54	Lost	3-2
Apr. 21, 2003	Philadelphia Flyers	Travis Green	30:51	Won	2-1
Apr. 18, 2004	at Ottawa Senators	Mike Fisher	21:47	Lost	2-1
May 4, 2004	Philadelphia Flyers	Jeremy Roenick	7:39	Lost	3-2

Team Records, Series

TWO GAME SERIES

Most Goals

11* 1978 Preliminary vs. Los Angeles

Most Goals, Opponent

6 1936 Quarter-Final vs. Boston

Most Goals, Both Teams

14 1936 Quarter-Final vs. Boston
(Leafs: 8 goals, Bruins: 6 goals)

14 1979 Preliminary vs. Atlanta
(Leafs: 9 goals, Flames: 5 goals)

Fewest Goals

1 1937 Quarter-Final vs. NY Rangers

Fewest Goals, Opponent

0** 1939 Quarter-Final vs. NY Rangers

Fewest Goals, Both Teams

4 1929 Semi-Final vs. NY Rangers (Leafs: 1 goal,
Rangers: 3 goals)

THREE GAME SERIES

Most Goals

18 1932 Final vs. NY Rangers

18 1986 Division Semi-Final vs. Chicago

Most Goals, Opponent

20 1981 Preliminary vs. NY Islanders

Most Goals, Both Teams

28 1932 Final vs. NY Rangers
(Leafs: 18 goals, Rangers: 10 goals)

Fewest Goals

4 1935 Final vs. Montreal

4 1981 Preliminary vs. NY Islanders

Fewest Goals, Opponent

3 1936 Semi-Final vs. NY Americans

3 1938 Semi-Final vs. Boston

3 1976 Preliminary vs. Pittsburgh

Fewest Goals, Both Teams

9 1936 Semi-Final vs. NY Americans
(Leafs: 6 goals, Americans: 3 goals)

9 1938 Semi-Final vs. Boston
(Leafs: 6 goals, Bruins: 3 goals)

FOUR GAME SERIES

Most Goals

18 1948 Final vs. Detroit

18 1983 Division Semi-Final vs. Minnesota

Most Goals, Opponent

24 1969 Quarter-Final vs. Boston

Most Goals, Both Teams

36** 1983 Quarter-Final vs. Minnesota
(Leafs: 18 goals, North Stars: 18 goals)

Fewest Goals

3 1952 Semi-Final vs. Detroit

Fewest Goals, Opponent

2 1935 Semi-Final vs. Boston

Fewest Goals, Both Teams

9* 1935 Semi-Final vs. Boston
(Leafs: 7 goals, Bruins: 2 goals)

FIVE GAME SERIES

Most Goals

20 1948 Semi-Final vs. Boston

Most Goals, Opponent

23 1944 Semi-Final vs. Montreal

Most Goals, Both Teams

37 1999 Conference Final vs. Buffalo
(Leafs: 16 goals, Sabres: 21 goals)

Fewest Goals

6 1939 Final vs. Boston

6 1944 Semi-Final vs. Montreal

Fewest Goals, Opponent

6 1963 Semi-Final vs. Montreal

Fewest Goals, Both Teams

16 1933 Semi-Final vs. Boston
(Leafs: 9 goals, Bruins: 7 goals)

SIX GAME SERIES

Most Goals

22 1962 Semi-Final vs. NY Rangers

Most Goals, Opponent

32 1988 Division Semi-Final vs. Detroit

Most Goals, Both Teams

52 1988 Division Semi-Final vs. Detroit
(Leafs: 20 goals, Red Wings: 32 goals)

Fewest Goals

6 2002 Conference Final vs. Carolina

Fewest Goals, Opponent

5* 1951 Semi-Final vs. Boston

Fewest Goals, Both Teams

16* 2002 Conference Final vs. Carolina
(Leafs: 6 goals, Hurricanes: 10 goals)

SEVEN GAME SERIES

Most Goals

26 1994 Conference Semi-Final vs. San Jose

Most Goals, Opponent

33 1976 Quarter-Final vs. Philadelphia

Most Goals, Both Teams

56 1976 Quarter-Final vs. Philadelphia
(Leafs: 23 goals, Flyers: 33 goals)

Fewest Goals

9** 1945 Final vs. Detroit

Fewest Goals, Opponent

9* 1945 Final vs. Detroit

* NHL Record

** Ties NHL Record

LEAFS PLAYOFF RECORD BOOK

Fewest Goals, Both Teams

18* 1945 Final vs. Detroit
(Leafs: 9 goals, Red Wings 9 goals)

PENALTIES, SERIES

Most Penalty Minutes

230 1976 Quarter-Final vs. Philadelphia

Most Penalty Minutes, Opponent

295 1976 Quarter-Final vs. Philadelphia

Most Penalty Minutes, Both Teams

525 1976 Quarter-Final vs. Philadelphia
(Leafs: 230 penalty minutes, Flyers: 295 penalty minutes)

Most Penalties

65 1976 Quarter-Final vs. Philadelphia

Most Penalties, Opponent

92 1976 Quarter-Final vs. Philadelphia

Most Penalties, Both Teams

157 1976 Quarter-Final vs. Philadelphia
(Leafs: 65 penalties, Flyers: 92 penalties)

Fewest Penalties, Both Teams, Seven Game Series

19* Detroit Red Wings (10), Toronto Maple Leafs (9)
in 1945 Final. Detroit received 10 minors,
Toronto received 9 minors. Detroit won series
4-3.

Fewest Penalties, One Team, Best-of-Seven Series

9* Toronto Maple Leafs in 1945 Final. Toronto
received 9 minors. Detroit won series 4-3.

POWERPLAY GOALS, SERIES

Most Powerplay Goals

12 1976 Quarter-Final vs. Philadelphia

Most Powerplay Goals, Both Teams

20 1976 Quarter-Final vs. Philadelphia
(Leafs: 12 powerplay goals, Flyers: 8 powerplay
goals)

MOST OVERTIME GAMES, ONE SERIES

5* Toronto Maple Leafs, Montreal Canadiens in
1951. Toronto won best-of-seven series 4-1.

MOST SHUTOUTS, BOTH TEAMS, ONE SERIES

5* Toronto Maple Leafs (3), Detroit Red Wings (2)
in 1945 Final. Toronto won best-of-seven series
4-3.
Toronto Maple Leafs (3), Detroit Red Wings (2)
in 1950 Semi-Final. Detroit won best-of-seven
series 4-3.

Team Records, Game

GOALS, GAME

Most Goals

9 Apr. 14, 1942 vs. Detroit, W 9-3

Most Goals, Opponent

11 Mar. 30, 1944 at Montreal, L 11-0

Most Goals, Both Teams

13 Apr. 7, 1936 at Detroit, L 9-4
13 May 29, 1945 at Montreal, L 10-3
13 Apr. 22, 1976 vs. Philadelphia, W 8-5

Most Powerplay Goals

5 Apr. 15, 1976 vs. Philadelphia, W 5-4

Most Powerplay Goals, Opponent

6* Apr. 2, 1969 at Boston, L 10-0

Most Powerplay Goals, Both Teams

6 Apr. 2, 1969 at Boston, L 10-0
(Leafs: 0 powerplay goals, Bruins: 6 powerplay
goals)

6 Apr. 15, 1976 vs. Philadelphia, W 5-4

(Leafs: 5 powerplay goals, Flyers: 1 powerplay
goal)

Most Shorthanded Goals

3** May 8, 1994 at San Jose, W 8-3

Most Shorthanded Goals, Both Teams

4** May 8, 1994 at San Jose, W 8-3
(Leafs: 3 shorthanded goals, Sharks: 1 short-
handed goal)

FASTEST GOALS, GAME

Fastest Two Goals From Start of Game, One Player

1:08* Dick Duff - Apr. 9, 1963 vs. Detroit (Terry
Sawchuk). Duff scored at 0:49 and 1:08.

Fastest Goal From Start of Game

0:15 Apr. 11, 1951 vs. Montreal, Sid Smith, W 3-2

Fastest Goal From Start of Period (other than first)

0:10 Mar. 28, 1950 at Detroit, 2nd period, Joe Klukay,
W 5-0

Fastest Two Goals

0:11 Apr. 12, 1979 vs. Atlanta, 1st period, Darryl
Sittler (4:16), Ron Ellis (4:27), W 7-4

Fastest Three Goals

0:23* Apr. 12, 1979 vs. Atlanta, 1st period, Darryl
Sittler (4:04), Darryl Sittler (4:16), Ron Ellis
(4:27), W 7-4

Fastest Goal From Start of Game, Opponent

0:09 Apr. 1, 1954 at Detroit, Gordie Howe, L 4-3
0:09 Apr. 13, 1967 vs. Chicago, Ken Wharram, L 4-3

Fastest Goal From Start of Period (other than first), Opponent

0:12 Apr. 10, 1983 vs. Minnesota, 3rd period, Bobby
Smith, L 5-4

Fastest Two Goals, Opponent

0:07 Apr. 18, 1986 at St. Louis, 2nd period, Gino
Cavallini (2:40), Ron Flockhart (2:47), L 6-1

Fastest Two Goals, Both Teams

0:09 May 23, 1999 vs. Buffalo, 1st period, Vaclav
Varada, BUF (4:23), Mats Sundin, TOR (4:32), L
5-4

Fastest Three Goals, Both Teams

0:38 Apr. 13, 1963 vs. Montreal, 1st period, Red Kelly,
TOR (3:11), John Ferguson, MTL (3:32), Ron Ellis,
TOR (3:49), L 4-3

* NHL Record

** Ties NHL Record

LEAFS PLAYOFF RECORD BOOK

Fastest Four Goals, Both Teams

1:33* Apr. 20, 1976 at Philadelphia, 2nd period, Don Saleski, PHI (10:04), Bob Neely, TOR (10:42), Gary Dornhoefer, PHI (11:24), Don Saleski, PHI (11:37), L 7-1

Fastest Four Goals, Opponent

2:35* Mar. 30, 1944 at Montreal, 3rd period, Toe Blake (7:58), Toe Blake (8:37), Maurice Richard (9:17), Ray Getliffe (10:33), 0-11 L

Fastest Five Goals, Both Teams

4:19 Apr. 9, 1932 vs. NY Rangers, 3rd period, Ace Bailey, TOR (15:07), Fred Cook, NYR (16:32), Bob Gracie, TOR (17:36), Frank Boucher, NYR (18:26), Frank Boucher, NYR (19:26), W 6-4

Fastest Five Goals, Opponent

3:36* Mar. 30, 1944 at Montreal, 3rd period, Toe Blake (7:58), Toe Blake (8:37), Maurice Richard (9:17), Ray Getliffe (10:33), Buddy O'Connor (11:34) 0-11 L

SHOTS ON GOAL, GAME (SINCE 1955/56)

Most Shots

64 May 3, 1993 vs. St. Louis, W 2-1

Most Shots, Opponent

75 Apr. 16, 2003 vs. Philadelphia, L 3-2

Fewest Shots

6 May 8, 2000 at New Jersey, L 3-0

Fewest Shots, Opponent

14 May 13, 1999 at Pittsburgh, W 3-2

PENALTIES, GAME

Most Penalty Minutes

109 Apr. 10, 1979 vs. Atlanta, W 2-1

Most Penalty Minutes, Opponent

110 Apr. 10, 1979 vs. Atlanta, W 2-1

Most Penalty Minutes, Both Teams

219 Apr. 10, 1979 vs. Atlanta, W 2-1 (Leafs: 109 penalty minutes, Flames: 110 penalty minutes)

Most Penalties

24 Apr. 10, 1979 vs. Atlanta, W 2-1

Most Penalties, Opponent

30 Apr. 15, 1976 vs. Philadelphia, L 4-3

Most Penalties, Both Teams

46 Apr. 10, 1979 vs. Atlanta, W 2-1 (Leafs: 24 penalties, Flames: 22 penalties)

Team Records, Period

GOALS, PERIOD

Most Goals

6 Mar. 26, 1936 vs. Boston, 2nd period, W 8-3

Most Goals, Opponent

7 Mar. 30, 1944 at Montreal, 3rd period, L 11-0

Most Goals, Both Teams

7 Mar. 26, 1936 vs. Boston, 2nd period, W 8-3 (Leafs: 6 goals, Boston: 1 goal)
7 Mar. 30, 1944 at Montreal, 3rd period, L 11-0 (Leafs: 0 goals, Montreal: 7 goals)

Most Powerplay Goals

4** Mar. 26, 1936 vs. Boston, 2nd period, W 8-3

Most Shorthanded Goals

2** Apr. 5, 1947 vs. Detroit, 1st period, W 6-1

2** Apr. 13, 1965 vs. Montreal, 1st period, L 4-3

2** May 8, 1994 at San Jose, 3rd period, W 8-3

Most Shorthanded Goals, Both Teams

3** Apr. 5, 1947 vs. Detroit, 1st period, W 6-1 (Leafs: 2 shorthanded goals, Red Wings: 1 shorthanded goal)

3** May 8, 1994 at San Jose, 3rd period, W 8-3 (Leafs: 2 shorthanded goals, Sharks: 1 shorthanded goal)

SHOTS ON GOAL, PERIOD (SINCE 1955/56)

Most Shots

27 Apr. 15, 1976 vs. Philadelphia, 2nd period, W 5-4

Most Shots, Opponent

30 Apr. 8, 1980 at Minnesota, 2nd period, L 6-3

Fewest Shots

1 May 8, 2000 at New Jersey, 3rd period, L 3-0

1 Apr. 26, 2001 at New Jersey, 3rd period, W 2-0

Fewest Shots, Opponent

1 May 17, 1993 vs. Los Angeles, 3rd period, W 4-1

1 May 14, 2002 vs. Ottawa, 2nd period, W 3-0

1 Apr. 25, 2004 at Philadelphia, 2nd period, L 2-1

PENALTIES, PERIOD

Most Penalty Minutes

87 Apr. 10, 1979 at Atlanta, 2nd period, W 2-1

Most Penalty Minutes, Opponent

94 Apr. 10, 1979 at Atlanta, 2nd period, W 2-1

Most Penalty Minutes, Both Teams

181 Apr. 10, 1979 at Atlanta, 2nd period, W 2-1 (Leafs: 87 penalty minutes, Flames: 94 penalty minutes)

Most Penalties

17 Apr. 10, 1979 at Atlanta, 2nd period, W 2-1

Most Penalties, Opponent

19 Apr. 10, 1979 at Atlanta, 2nd period, W 2-1

Most Penalties, Both Teams

36 Apr. 10, 1979 at Atlanta, 2nd period, W 2-1 (Leafs: 17 penalties, Flames: 19 penalties)

* NHL Record

** Ties NHL Record

Individual Records, Career**GAMES PLAYED, CAREER**

Most Games, Goaltender

101	Walter Broda
74	Johnny Bower
60	Curtis Joseph

Most Games, Defence

97	Tim Horton
92	Bob Baun
82	Allan Stanley

Most Games, Centre

89	Dave Keon
89	Bob Pulford
78	Ted Kennedy

Most Games, Left Wing

84	Frank Mahovlich
79	Wendel Clark
76	Nick Metz

Most Games, Right Wing

110	George Armstrong
86	Tie Domi
82	Bob Davidson
82	Ron Stewart

GOALS, CAREER

Most Goals, Defence

13	Ian Turnbull
12	Borje Salming
10	Bryan McCabe

Most Goals, Centre

32	Mats Sundin
32	Dave Keon
29	Ted Kennedy

Most Goals, Left Wing

34	Wendel Clark
24	Frank Mahovlich
22	Gord Drillon

Most Goals, Right Wing

26	George Armstrong
26	Steve Thomas
20	Lanny McDonald

ASSISTS, CAREER

Most Assists, Defence

37	Borje Salming
32	Tim Horton
32	Ian Turnbull

Most Assists, Centre

60	Doug Gilmour
40	Darryl Sittler
38	Mats Sundin
38	Red Kelly

Most Assists, Left Wing

36	Frank Mahovlich
27	Wendel Clark
26	Gary Roberts

Most Assists, Right Wing

34	George Armstrong
20	Steve Thomas
18	Ron Stewart

POINTS, CAREER

Most Points, Defence

49	Borje Salming
45	Ian Turnbull
41	Tim Horton

Most Points, Centre

77	Doug Gilmour
70	Mats Sundin
67	Dave Keon

Most Points, Left Wing

61	Wendel Clark
60	Frank Mahovlich
40	Gary Roberts

Most Points, Right Wing

60	George Armstrong
46	Steve Thomas
37	Lanny McDonald

PENALTY MINUTES, CAREER

Most Penalty Minutes, Defence

171	Todd Gill
170	Red Horner
165	Bob Baun

Most Penalty Minutes, Centre

126	Bob Pulford
120	Darryl Sittler
90	Doug Gilmour

Most Penalty Minutes, Left Wing

240	Dave Williams
185	Wendel Clark
135	Frank Mahovlich

Most Penalty Minutes, Right Wing

183	Tie Domi
107	Eddie Shack
95	Pat Boutette

GOALTENDERS, CAREER

Most Wins

60	Walter Broda
34	Johnny Bower
32	Curtis Joseph

Most Shutouts

13	Walter Broda
8	Curtis Joseph
5	Johnny Bower
5	Felix Potvin

**Lowest Goals Against Average
(minimum 10 games)**

1.67	Lorne Chabot
1.98	Walter Broda
2.23	Frank McCool

Individual Records, Season

GOALS, SEASON

Most Goals, Defence

- 6 Dmitri Mironov (1994)
- 6 Ian Turnbull (1978)
- 5 Bryan McCabe (2002)

Most Goals, Centre

- 10 Doug Gilmour (1993)
- 8 Mats Sundin (1999)
- 8 Ted Kennedy (1948)

Most Goals, Left Wing

- 12 Dave Andreychuk (1993)
- 10 Wendel Clark (1993)
- 9 Wendel Clark (1994)

Most Goals, Right Wing

- 10 Lanny McDonald (1977)
- 8 Alexander Mogilny (2002)
- 7 Glenn Anderson (1993)
- 7 George Armstrong (1962)
- 7 Jim Pappin (1967)

ASSISTS, SEASON

Most Assists, Defence

- 15 Dave Ellett (1994)
- 13 Tim Horton (1962)
- 10 Todd Gill (1993)
- 10 Ian Turnbull (1978)

Most Assists, Centre

- 25 Doug Gilmour (1993)
- 22 Doug Gilmour (1994)
- 16 Darryl Sittler (1977)

Most Assists, Left Wing

- 12 Gary Roberts (2002)
- 11 Frank Mahovlich (1964)
- 10 Wendel Clark (1993)
- 10 Dick Duff (1962)

Most Assists, Right Wing

- 11 Glenn Anderson (1993)
- 10 Gary Leeman (1986)
- 8 Jim Pappin (1967)
- 8 George Armstrong (1964)

POINTS, SEASON

Most Points, Defence

- 18 Dave Ellett (1994)
- 16 Ian Turnbull (1978)
- 16 Tim Horton (1962)

Most Points, Centre

- 35 Doug Gilmour (1993)
- 28 Doug Gilmour (1994)
- 21 Darryl Sittler (1977)

Most Points, Left Wing

- 20 Wendel Clark (1993)
- 19 Gary Roberts (2002)
- 19 Dave Andreychuk (1993)

Most Points, Right Wing

- 18 Glenn Anderson (1993)
- 17 Lanny McDonald (1977)
- 15 Jim Pappin (1967)

PENALTY MINUTES, SEASON

Most Penalty Minutes, Defence

- 55 Red Horner (1940)
- 42 Todd Gill (1987)
- 42 Bob Baun (1964)
- 42 Doug Gilmour (1994)
- 42 Dan Daoust (1987)
- 38 Forbes Kennedy (1969)

Most Penalty Minutes, Left Wing

- 75 Dave Williams (1976)
- 63 Dave Williams (1978)
- 56 Gary Roberts (2002)

Most Penalty Minutes, Right Wing

- 61 Tie Domi (2002)
- 42 Mike Foligno (1993)
- 41 Tie Domi (2004)

GOALTENDERS, SEASON

Most Playoff Shutouts

- 4 Frank McCool (1945)
- 3 Ed Belfour (2004)
- 3 Curtis Joseph (2002)
- 3 Curtis Joseph (2001)
- 3 Felix Potvin (1994)
- 3 Walter Broda (1950)

Most Consecutive Shutouts, Season

- 3 Frank McCool - 1945. McCool shutout Detroit three times, 1-0 April 6; 2-0 April 8, 1-0 April 12. Toronto won best of seven F 4-3.

Individual Records, Series

Most Goals, Series

- 9 Babe Dye in 1922 Final, vs. Vancouver

Most Defencemen Goals, Series

- 4 Ian Turnbull in 1978 2nd round, vs. N.Y. Islanders

Most Assists, Series

- 13 Doug Gilmour in 1994 CSF, 7 games vs. San Jose

Most Defencemen Assists, Series

- 7 Dave Ellett in 1994 CSF, 7 games vs. San Jose
- Ian Turnbull in 1976 2nd round, vs. Philadelphia
- Tim Horton in 1962 SF, vs. N.Y. Rangers

Most Powerplay Goals, Series

- 4 Dave Andreychuk in 1993 1st round, vs. St. Louis
- Steve Thomas in 2001 CSF, vs. New Jersey

Most Shorthanded Goals, Series

- 2 Dave Keon in 1963 F vs. Detroit, won by Toronto 4-1
- Bob Pulford in 1964 F vs. Detroit, won by Toronto 4-3
- Mark Osborne in 1994 CSF vs. San Jose, won by Toronto 4-3

LEAFS PLAYOFF RECORD BOOK

Most Shutouts, Series

- 3** Frank McCool, 1945 F vs. Detroit. 7 games
Turk Broda, 1950 F vs. Detroit. 7 games
Felix Potvin, 1994 CQF vs. Chicago. 6 games
Ed Belfour, 2004 CQF vs. Ottawa. 7 games

Most Opponent Goals, Series

- 7 Maurice Richard (Montreal) in 1944 SF

Most Opponent Defenceman Goals, Series

- 3 Bucko McDonald (Detroit) in 1936 Final
Butch Bouchard (Montreal) in 1945 SF
Larry Robinson (Montreal) in 1979 CSF
Brad Maxwell (Minnesota) in 1983 QTR
Gary Suter (Chicago) in 1994 CQF
Brian Rafalski (New Jersey) in 2001 CSF

Most Opponent Assists, Series

- 9 Wayne Gretzky (St. Louis) in 1996 CQF

Most Opponent Defenceman Assists, Series

- 9 Paul Coffey (Detroit) in 1993 1st

Most Opponent Points, Series

- 12 Adam Oates (Detroit) in 1998 1st

Most Opponent Defencemen Points, Series

- 11 Paul Coffey (Detroit) in 1993 1st

Most Opponent Powerplay Goals, Series

- 4 Stu Barnes (Buffalo) in 1999 CF
Phil Esposito (Boston) in 1969 2nd

Individual Records, Game

GOALS, GAME

Most Goals

- 5** Darryl Sittler, Apr. 22, 1976 vs. Philadelphia, W 8-5

Most Goals, Opponent

- 5** Maurice Richard, Mar. 23, 1944 at Montreal, L 5-1

Most Powerplay Goals

- 3** Sid Smith, Apr. 10, 1949 at Detroit, W 3-1

Most Powerplay Goals, Opponent

- 3** Phil Esposito, Apr. 2, 1969 at Boston, L 10-0

Most Shorthanded Goals

- 2** Dave Keon, Apr. 18, 1963 vs. Detroit, W 3-1

ASSISTS, GAME

Most Assists

- 4 Ian Turnbull, Apr. 22, 1976 vs. Philadelphia, W 8-5
4 Doug Gilmour, May 8, 1994 at San Jose, W 8-3

Most Assists, Opponent

- 5 Toe Blake, Mar. 23, 1944 at Montreal, L 5-1

POINTS, GAME

Most Points

- 6 Darryl Sittler, Apr. 22, 1976 vs. Philadelphia, (5 goals, 1 assist), W 8-5

Most Points, Opponent

- 6 Phil Esposito, Apr. 2, 1969 at Boston, (4 goals, 2 assists), L 10-0

FASTEST, GAME

Fastest Two Goals

- 0:12 Darryl Sittler, Apr. 12, 1979 vs. Atlanta, 1st period, (4:04 & 4:16), W 7-4

Fastest Two Goals From Start of Game

- 1:08* Dick Duff, Apr. 9, 1963 vs. Detroit, (0:49 & 1:08), W 4-2

PENALTY MINUTES, GAME

Most Penalty Minutes

- 38 Forbes Kennedy, Apr. 2 1969 at Boston, L 10-0

Most Penalty Minutes, Opponent

- 42* Dave Schultz, Apr. 22, 1976 vs. Philadelphia, W 8-5

Most Penalties

- 8** Forbes Kennedy, Apr. 2, 1969 at Boston, L 10-0

Most Penalties, Opponent

- 6 Dave Schultz, Apr. 22, 1976 vs. Philadelphia, W 8-5

Individual Records, Period

GOALS, PERIOD

Most Goals

- 3 Harvey Jackson, Apr. 5, 1932 at NY Rangers, 2nd period, W 6-4
3 Darryl Sittler, Apr. 22, 1976 vs. Philadelphia, 2nd period, W 8-5
3 George Ferguson, Apr. 11, 1978 vs. Los Angeles, 3rd period, W 7-3

Most Goals, Opponent

- 3 Maurice Richard, Mar. 23, 1944 at Montreal, 2nd period, L 5-1
3 Maurice Richard, Mar. 29, 1945 at Montreal, 3rd period, L 10-3

Most Powerplay Goals

- 2 Charlie Conacher, Mar. 26, 1938 vs. Boston, 2nd period, W 8-3
2 Sid Smith, Apr. 10, 1949 at Detroit, 1st period, W 3-1
2 Dmitri Mironov, May 18, 1994 vs. Vancouver, 2nd period, L 4-3

Most Powerplay Goals, Opponent

- 2 Mac Colville, Mar. 22, 1942 at NY Rangers, 3rd period, W 4-2
2 Phil Esposito, Apr. 2, 1969 at Boston, 2nd period, L 10-0
2 Denis Savard, Apr. 10, 1986 at Chicago, 1st period, W 6-4
2 Stu Barnes, May 25, 1999 vs. Buffalo, 3rd period, W 6-3

* NHL Record

** Ties NHL Record

ASSISTS, PERIOD

Most Assists

- 3 Joe Primeau, Apr. 7, 1932 at NY Rangers, 3rd period, W 6-2
- 3 Nick Metz, Mar. 25, 1941 vs. Boston, 2nd period, W 7-2

Most Assists, Opponent

- 3 Several Players. Most Recent: Alexander Mogilny, Apr. 28, 2001 at New Jersey, 2nd period, L 6-5

POINTS, PERIOD

Most Points

- 3 Several Players: Most Recent: Mats Sundin, Apr. 28, 2001 at New Jersey, 3rd period, (two goals, one assist), L 6-5
Steve Thomas, Apr. 28, 2001 at New Jersey, 3rd period, (two goals, one assist), L 6-5

Most Points, Opponent

- 4** Maurice Richard, Mar. 29, 1945 at Montreal, 3rd period, (three goals, one assist), L 10-3
- 4** Alexander Mogilny, Apr. 28, 2001 at New Jersey, 2nd period, (one goal, three assists), L 6-5

NHL RECORDS HELD BY TORONTO ST. PATS

Fewest Goals, One Team, Two-Game Series

- 0 Toronto St. Patricks in 1921 NHL Final, Toronto lost two-game total-goals series 7-0 vs. Ottawa

Most Goals, Both Teams, Two-Game Series

- 17 Toronto St. Patricks (10), Montreal Canadiens (7) in 1918 NHL Final. Toronto won two-game total-goals series

Most Goals in Final Series (NHL Only)

- 9 Babe Dye, Toronto in 1922, 5 games vs. Vancouver

* NHL Record

** Ties NHL Record

LEAFS MISCELLANEOUS PLAYOFF STATISTICS

GAME SEVEN HISTORY

Since the best-of-seven format was introduced in 1939, the Maple Leafs have played in 21 Game Sevens. The Leafs have a record of 12-9 (5-8 on the road and 7-1 at home). The most recent Game Seven for Toronto occurred April 20, 2004 as the Leafs eliminated Ottawa with a 4-1 win at home in the Eastern Conference Quarter-Final.

Toronto has a 6-4 record in Game Sevens since the 1993 Playoffs (1-3 on the road and 5-1 at home).

Game Seven Overtimes Involving the Maple Leafs:

- Apr. 9, 1950 - Leo Reise of Detroit scored in OT to defeat Toronto 1-0 (at Det.).
- Apr. 29, 1978 - Lanny McDonald of Toronto scored in OT to defeat NYI 2-1(at NYI).
- May 1, 1993 - Nikolai Borschevsky of Toronto scored in OT to defeat Detroit 4-3 (at Det.).

PLAYOFF OVERTIME RECORD

All-Time Record	Home	Road
55-51-1	36-31-1	19-20-0

LEADING/TRAILING SERIES 2-0

Since the best-of-seven format was introduced in 1939, the Maple Leafs have won four series after trailing 2-0 in games to the opposition. They have been defeated three times after holding a 2-0 advantage in a best-of-seven series:

Trailing

- 1993 - Toronto defeated Detroit in the CQF (4-3)
- 1978 - Toronto defeated New York in the QF (4-3)
- 1959 - Toronto defeated Boston in the SF (4-3)
- 1942 - Toronto defeated Detroit in the F (4-3)

Leading

- 1995 - Chicago defeated Toronto in the CQF (4-3)
- 1987 - Detroit defeated Toronto in the DF (4-3)
- 1977 - Philadelphia defeated Toronto in the QF (4-2)

ALL-TIME PLAYOFF PENALTY SHOTS

PENALTY SHOTS AGAINST

DATE	OPPOSITION SHOOTER	GOALTENDER	HOME/ROAD	RESULT
April 9,1988	Petr Klima, Det.	Allan Bester	Home	Successful
May 9,1995	Patrick Poulin, Chi.	Felix Potvin	Road	Unsuccessful
April 24, 2002	Shawn Bates, NYI	Curtis Joseph	Road	Successful

PENALTY SHOTS FOR

DATE	LEAFS SHOOTER	GOALTENDER	HOME/ROAD	RESULT
April 22,1999	Mats Sundin	John Vanbiesbrouck, Phi.	Home	Unsuccessful
May 29,1999	Mats Sundin	Dominik Hasek, Buf.	Road	Successful
April 21, 2003	Robert Reichel	Roman Cechmanek, Phi.	Home	Unsuccessful

ALL-TIME PLAYOFF HAT TRICKS

DATE	PLAYER	HOME/ROAD	OPPOSITION
April 5,1932	Harvey Jackson (1st)	Road	NY Rangers
March 26,1936	Charlie Conacher (1st)	Home	Boston Bruins
March 25,1941	Syl Apps (1st)	Home	Boston Bruins
April 14,1942	Don Metz (1st)	Home	Detroit Red Wings
April 14,1945	Ted Kennedy (1st)	Home	Detroit Red Wings
March 27,1948	*Ted Kennedy (2nd)	Home	Boston Bruins
April 10,1949	Sid Smith (1st)	Road	Detroit Red Wings
April 19,1962	Bob Pulford (1st)	Home	Chicago Blackhawks
April 9,1964	Dave Keon (1st)	Road	Montreal Canadiens
April 22,1976	**Darryl Sittler (1st)	Home	Philadelphia Flyers
April 9,1977	Lanny McDonald (1st)	Road	Pittsburgh Penguins
April 17,1977	*Lanny McDonald (2nd)	Home	Philadelphia Flyers
April 11,1978	George Ferguson (1st)	Home	Los Angeles Kings
April 12,1988	Ed Olczyk (1st)	Road	Detroit Red Wings
May 27,1993	Wendel Clark (1st)	Road	Los Angeles Kings
April 25,1996	Mike Gartner (1st)	Home	St. Louis Blues
April 9, 2003	Alexander Mogilny (1st)	Road	Philadelphia Flyers

*Four goal game **Five goal game

**1931/32**

Charlie Conacher, Harvey Jackson, King Clancy, Andy Blair, Red Horner, Lorne Chabot, Alex Levinsky, Joe Primeau, Hal Darragh, Hal Cotton, Frank Finnigan, Hap Day, Ace Bailey, Bob Gracie, Fred Robertson, Conn Smythe (manager), Dick Irvin (coach), Tim Daly (trainer).

**1941/42**

Reg Hamilton, Wally Stanowski, Syl Apps, Bob Goldham, Gord Drillon, Hank Goldup, Ernie Dickens, Dave Schriener, Bucko McDonald, Bob Davidson, Nick Metz, Bingo Kampman, Don Metz, Gaye Stewart, Turk Broda, John McCreedy, Lorne Carr, Peter Langelle, Billy Taylor, Conn Smythe (manager), Hap Day (coach), Frank Selke (business manager), Tim Daly (trainer).

1944/45

Don Metz, Frank McCool, Wally Stanowski, Reg Hamilton, Elwyn Morris, John McCreedy, Tom O'Neil, Ted Kennedy, Babe Pratt, Gus Bodnar, Art Jackson, Jack McLean, Mel Hill, Nick Metz, Bob Davidson, Dave Schriener, Lorne Carr, Conn Smythe (manager), Frank Selke (business manager), Hap Day (coach), Tim Daly (trainer).

1946/47

Turk Broda, Garth Boesch, Gus Mortson, Jim Thomson, Wally Stanowski, Bill Barilko, Harry Watson, Bud Poile, Ted Kennedy, Syl Apps, Don Metz, Nick Metz, Bill Ezinicki, Vic Lynn, Howie Meeker, Gaye Stewart, Joe Klukay, Gus Bodnar, Bob Goldham, Conn Smythe (manager), Hap Day (coach), Tim Daly (trainer).

1947/48

Turk Broda, Jim Thomson, Wally Stanowski, Garth Boesch, Bill Barilko, Gus Mortson, Phil Samis, Syl Apps, Bill Ezinicki, Harry Watson, Ted Kennedy, Howie Meeker, Vic Lynn, Nick Metz, Max Bentley, Joe Klukay, Les Costello, Don Metz, Sid Smith, Conn Smythe (manager), Hap Day (coach), Tim Daly (trainer).

**1948/49**

Turk Broda, Jim Thomson, Gus Mortson, Bill Barilko, Garth Boesch, Bill Juzda, Ted Kennedy, Howie Meeker, Vic Lynn, Harry Watson, Bill Ezinicki, Cal Gardner, Max Bentley, Joe Klukay, Sid Smith, Don Metz, Ray Timgren, Fleming Mackell, Harry Taylor, Bob Dawes, Tod Sloan, Conn Smythe (manager), Hap Day (coach), Tim Daly (trainer).

1950/51

Turk Broda, Al Rollins, Jim Thomson, Gus Mortson, Bill Barilko, Bill Juzda, Fern Flaman, Hugh Bolton, Ted Kennedy, Sid Smith, Tod Sloan, Cal Gardner, Howie Meeker, Harry Watson, Max Bentley, Joe Klukay, Danny Lewicki, Ray Timgren, Fleming Mackell, John McCormack, Bob Hassard, Conn Smythe (manager), Joe Primeau (coach), Tim Daly (trainer).

LEAFS STANLEY CUP WINNERS

1961/62


Johnny Bower, Don Simmons, Carl Brewer, Tim Horton, Bob Baun, Allan Stanley, Al Arbour, Larry Hillman, Red Kelly, Dick Duff, George Armstrong, Frank Mahovlich, Bob Nevin, Ron Stewart, Billy Harris, Bert Olmstead, Bob Pulford, Eddie Shack, Dave Keon, Ed Litzenberger, John MacMillan, Punch Imlach (manager-coach), Bob Haggert (trainer).

1962/63

Johnny Bower, Don Simmons, Carl Brewer, Tim Horton, Kent Douglas, Allan Stanley, Bob Baun, Larry Hillman, Red Kelly, Dick Duff, George Armstrong, Bob Nevin, Ron Stewart, Dave Keon, Billy Harris, Bob Pulford, Eddie Shack, Ed Litzenberger, Frank Mahovlich, John MacMillan, Punch Imlach (manager-coach), Bob Haggert (trainer).

1963/64

Johnny Bower, Carl Brewer, Tim Horton, Bob Baun, Allan Stanley, Larry Hillman, Al Arbour, Red Kelly, Gerry Ehman, Andy Bathgate, George Armstrong, Ron Stewart, Dave Keon, Billy Harris, Don McKenney, Jim Pappin, Bob Pulford, Eddie Shack, Frank Mahovlich, Ed Litzenberger, Punch Imlach (manager-coach), Bob Haggert (trainer).



1966/67

Johnny Bower, Terry Sawchuk, Bob Baun, Tim Horton, Allan Stanley, Larry Hillman, Marcel Pronovost, Aut Erickson, Jim Pappin, Pete Stenkowski, Bob Pulford, Frank Mahovlich, Dave Keon, Mike Walton, Brian Conacher, Red Kelly, George Armstrong, Ron Ellis, Larry Jeffrey, Milan Marcetta, Eddie Shack, Punch Imlach (manager-coach), Bob Haggert (trainer).

LEAFS LEAGUE CHAMPIONSHIPS

1932/33

Lorne Chabot, Dave Downie, Charlie Sands, Stewart Adams, Harold Darragh, Alex Levinsky, Red Horner, Bill Thoms, Andy Blair, Ken Doraty, Ace Bailey, Hap Day, Hal Cotton, Bob Gracie, King Clancy, Joe Primeau, Charlie Conacher, Harvey Jackson, Conn Smythe (manager), Dick Irvin (coach), Tim Daly (trainer).

1933/34

George Hainsworth, Charlie Conacher, Joe Primeau, Harvey Jackson, King Clancy, Bill Thoms, Andy Blair, Hec Kilrea, Hal Cotton, Red Horner, Buzz Boll, Hap Day, Ken Doraty, Charlie Sands, Alex Levinsky, Flash Hollett, Ace Bailey, Jack Shill, Conn Smythe (manager), Dick Irvin (coach), Tim Daly (trainer).

1934/35

George Hainsworth, Ken Doraty, Bob Davidson, Art Jackson, Nick Metz, Hap Day, Red Horner, Frank Finnigan, Buzz Boll, Pep Kelly, Andy Blair, King Clancy, Bill Thoms, Hec Kilrea, Hal Cotton, Flash Hollett, Joe Primeau, Harvey Jackson, Charlie Conacher, Conn Smythe (manager), Dick Irvin (coach), Tim Daly (trainer).

1937/38

Turk Broda, Bingo Kampman, Reg Hamilton, George Parsons, Murph Chamberlain, Charlie Conacher, Pep Kelly, Bob Davidson, Jim Fowler, Nick Metz, Red Horner, Buzz Boll, Harvey Jackson, Bill Thoms, Syl Apps, Gordie Drillon, Conn Smythe (manager), Dick Irvin (coach), Tim Daly (trainer).

1947/48

Turk Broda, Garth Boesch, Don Metz, Nick Metz, Wally Stanowski, Bill Barilko, Sid Smith, Gus Mortson, Jim Thomson, Joe Klukay, Bill Ezinicki, Vic Lynn, Howie Meeker, Harry Watson, Ted Kennedy, Syl Apps, Max Bentley, Conn Smythe (manager), Hap Day (coach), Tim Daly (trainer).

1962/63

Johnny Bower, Don Simmons, Carl Brewer, Tim Horton, Kent Douglas, Allan Stanley, Bob Baun, Frank Mahovlich, Red Kelly, Dave Keon, Bob Pulford, George Armstrong, Dick Duff, Bob Nevin, Ron Stewart, Billy Harris, Eddie Shack, Ed Litzenberger, Punch Imlach (mgr.-coach), Bob Haggert (trainer).

LEAFS STATISTICS IN PLAYOFF FINALS

ALL-TIME FINAL SERIES RECORD

Versus	Series	W	L	GP	W	L	GF	GA
Boston	1	0	1	5	1	4	6	12
Chicago	2	1	1	10	5	5	26	25
Detroit	7	6	1	38	25	13	114	85
Montreal	5	3	2	26	13	13	60	72
NY Rangers	3	1	2	13	6	7	34	35
Defunct Teams	3	2	1	13	6	7	38	40
Totals	21	13	8	105	56	49	278	269

FINAL SERIES APPEARANCES

Versus	Year	Winner	W	L	GF	GA
Van. Millionaires	1918	Toronto (Toronto Arenas)	3	2	18	21
Van. Millionaires	1921	Toronto (Toronto St. Patricks)	3	2	16	9
NY Rangers	1932	Toronto	3	0	18	10
NY Rangers	1933	NY Rangers	1	3	5	11
Mtl Maroons	1935	Maroons	0	3	4	10
Detroit	1936	Detroit	1	3	11	18
Chicago	1938	Chicago	1	3	8	10
Boston	1939	Boston	1	4	6	12
NY Rangers	1940	NY Rangers	2	4	11	14
Detroit	1942	Toronto	4	3	25	19
Detroit	1945	Toronto	4	3	9	9
Montreal	1947	Toronto	4	2	13	13
Detroit	1948	Toronto	4	0	18	7
Detroit	1949	Toronto	4	0	12	5
Montreal	1951	Toronto	4	1	13	10
Montreal	1959	Montreal	1	4	12	18
Montreal	1960	Montreal	0	4	5	15
Chicago	1962	Toronto	4	2	18	15
Detroit	1963	Toronto	4	1	17	10
Detroit	1964	Toronto	4	3	22	17
Montreal	1967	Toronto	4	2	17	16

TOP FIVE FINAL SERIES SCORERS

Player	GP	G	A	TP	PIM
Ted Kennedy	26	12	11	23	8
George Armstrong	33	9	13	22	22
Frank Mahovlich	32	7	15	22	39
Syl Apps	32	10	11	21	6
Bob Pulford	33	8	13	21	44





Media Information

AIR CANADA CENTRE

INTRODUCTION

Air Canada Centre is Canada's premier sports and entertainment venue and home to the Toronto Maple Leafs Hockey Club, Toronto Raptors Basketball Club and the Toronto Rock Lacrosse Team. Air Canada Centre recently celebrated its tenth anniversary, having first opened its doors in February 1999. Over its ten-year history, Air Canada Centre has been recognized with more than 25 industry awards and has hosted over 27 million fans at close to 2,000 events including Leafs, Raptors and Rock games, as well as concerts and live events.

LOCATION

Air Canada Centre is connected to Union Station and the underground pedestrian PATH system, providing easy access to public transportation (TTC, subway and GO Transit) for fans attending events.

ARENA FEATURES

Air Canada Centre has just undergone an extensive \$48 million revitalization and renovation on its west side. The expanded area called the Atrium has created a multi-tiered concourse that includes retail stores, food and beverage concessions—such as (Brian) Burkie's Doghouse gourmet hot dog stand and Wally's Donuts with bear paws.

Leafs TV, Raptors NBA TV and GOLTV's high-definition broadcast studio will be also located in the Atrium enabling fans to get up close and interactive with some of your favourite Leafs TV personalities.

Running in an east-west direction just south of Union Station, the Galleria is a climate-controlled public walkway located at the north end of Air Canada Centre. The Galleria houses the Ticket Office, CentreSports (the official store of the Leafs and Raptors), a food court and the BMO Bank of Montreal Fan Zone, a fun and interactive hockey and basketball setting providing entertainment for fans attending the game. In addition, an historical display of artifacts from the original Canada Post Building and construction site are prominent features. Air Canada Centre remains the only arena in North America to house three of its own exclusive award-winning restaurants—the Platinum Club, Air Canada Club and the Hot Stove Club. The restaurants, along with themed concession stands and kiosks offer a diversity of food and beverages that capture Toronto's multicultural flavour. Two in-house bars, the newly renovated Ice Box and Lord Stanley's Mug, which has its own micro-brewery, are favourite spots where fans can meet friends before the game or for a drink between periods.

ACCESSIBILITY

As the proud recipient of the Jeff Adams Award of Excellence for facility accessibility, Air Canada Centre has dedicated accessible seating areas for disabled guests and their companions located throughout the building, providing maximum flexibility and pricing selection. All ticket and vendor windows, as well as the public washrooms are wheelchair accessible with accommodating counter heights and lower urinals equipped with grab bars. TTY phones are available on both the 100 and 300 levels with all payphones equipped with volume control. Braille and tactile signage is also used throughout the arena.

FAN CONSIDERATION

Air Canada Centre is committed to ensuring that the arena remains at the top of its game and its guests have a great fan experience. The arena's intimacy is felt from the moment fans walk inside the building. The seating pitch is steeper than

most, creating the very best sightlines for hockey. All Air Canada Centre seats are fully upholstered and 19-20" wide.

Since opening in 1999, millions of dollars have been invested in upgrading Air Canada Centre's features to keep the venue state-of-the-art and to keep fans excited and coming back.

When Leafs fans return to Air Canada Centre for the 2009-10 season, they will enjoy and benefit from numerous \$48 million revitalization and renovation upgrades. The arena's top-notch acoustic technology will be further enhanced through a new state-of-the-art BOSE sound system. A new seating retract system will dramatically reduce the arena's conversion time by hours enabling the facility to move from hockey to basketball (and visa versa) mode in a matter of hours with the possibility of holding two events in the building in one day.

Last year a new high-definition scoreboard and display system was installed at a cost of \$8 million. The system allows fans to feel much closer to the action thereby enhancing their hockey and basketball experience. Manufactured by Mitsubishi, Air Canada Centre's videoboard is the first of its kind in North America, with video screens that are 10 feet high and 16 feet wide. The high-definition videoboard screens deliver a top quality picture to all four corners of the arena with 414,720 LEDs on a single screen and 800% more LED display space. When combined with Air Canada Centre's 360 degree surface mounted LED video message board, it brings the total number of LEDs inside the arena to 2,293,760.



Air Canada Centre's broadcast, satellite and video facilities provide the 790 LG televisions throughout the building with live game action and replays. Other fan friendly features include a dedicated 50 milliwatt radio transmitter enabling fans to listen to play-by-play action and colour commentary while in the building and the high-grade acrylic rinkboard glass system providing fans with improved sight lines and greater safety.

MESSAGE BOARDS

Air Canada Centre's new concourse signage program provides a new level of digital fan interaction and dynamic brand messaging. The \$3 million digital signage platform is designed create an engaging and memorable media experience from the moment a fan enters the facility with over 300 High Definition monitors positioned on the 100 and 300-level concourses. The monitors will work in sequence to offer partners with near concourse dominance, while providing an integration of live game feed and exciting team content drawing a new level of fan attention and interaction. Other fan-friendly features include a dedicated 50 milliwatt radio transmitter enabling fans to listen to play-by-play action and colour commentary while in the building and the high-grade acrylic rinkboard glass system providing fans with improved sight lines and greater safety.



MLSQ PUBLIC SQUARE

Upon completion in 2010, Maple Leaf Square's public square will play host to tailgate parties and pre-and-post event celebrations in an open air environment within full view of the Square's new 30 x 50 foot outdoor High-Definition Mitsubishi Display. The outdoor videoboard will broadcast every Leafs game beginning with the team's 2009-10 pre-season games. The area adjacent to Air Canada Centre's west side will become Maple Leaf Square, a premier pre-and-post game sports and entertainment destination. Presently under construction, Maple Leaf Square will link to Air Canada Centre's Atrium by an enclosed glass bridge, and will include restaurants, a boutique hotel, extensive retail shopping and two condominium towers. Maple Leaf Square's public square will have the energy and feel of Times Square and supports city building, creating a larger significant stage that will attract major sports and world events to Toronto. Maple Leaf Square will open in Spring 2010.

COMMITMENT TO THE ENVIRONMENT

Reflecting a commitment to sustainability and reduce its environmental footprint, Air Canada Centre and Maple Leaf Sports & Entertainment have teamed up to Go Green through its long-term investment to investing more than \$5 million over five years for greening initiatives and programs for Air Canada Centre. The venue's environmental initiatives include: reducing its energy consumption and its greenhouse gas emissions by 30 percent, re-engineering Air Canada Centre's mechanical and electrical operations and implementing a waste diversion program. To date, Air Canada Centre's greening efforts have resulted in a total waste diversion of nearly 237 tonnes of plastics, glass, paper and organics.

AIR CANADA CENTRE FACTS

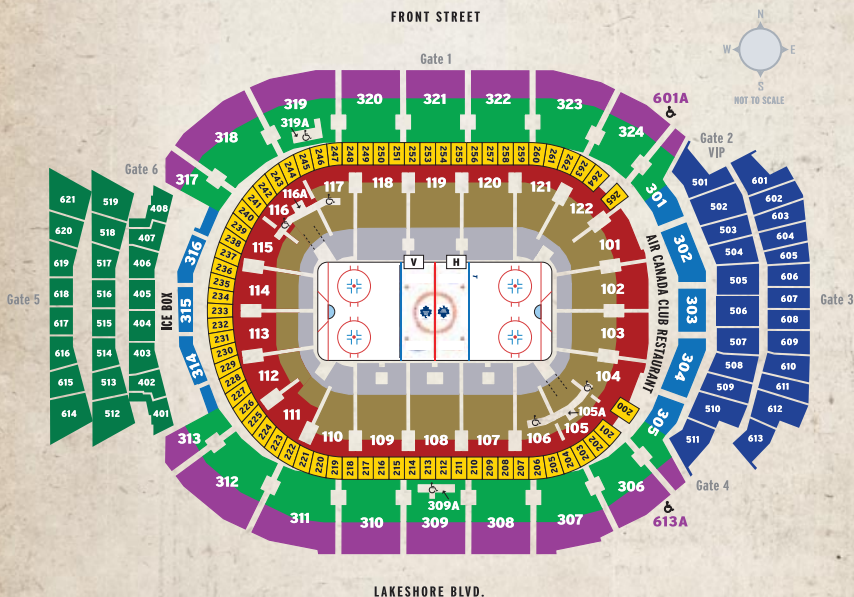
Location:	40 Bay Street, at Lakeshore Blvd.
Owner:	Maple Leaf Sports & Entertainment
Original Cost:	\$265 million, all privately financed
Economic Impact:	\$2.4+ billion to the local economy over 10 years
Architect:	Brisbin Brook Beynon Architects
Contractor:	PCL Constructors Eastern Inc.
Seating Capacity:	Hockey - 18,819 Basketball - 19,800 Full house concert - 20,000+ Theatre - 5,800
Luxury Suites:	154, in total, including 40 Platinum lounges, unique to North America
Size:	665,000 square foot arena project
Tower:	140,000 square foot, 12-storey office tower
Parking:	Approximately 13,000 parking spaces within immediate walking distance
Public Transit:	Two minute walk from adjacent Union Station (TTC, GO transit)
Accessibility:	1% of fixed seating for disabled and their companions, available at most price levels
Washrooms:	56 public washrooms in the building
Scoreboard:	Mitsubishi videoboard
Video:	Over 790 LG televisions located throughout the building
Audio:	State-of-the-art BOSE sound system
Seats:	19"-22" wide, fully upholstered
Restaurants:	Lord Stanley's Mug (brewpub), Ice Box, Air Canada Club, Platinum Club, Hot Stove Club.

AIR CANADA CENTRE

AIR CANADA CENTRE KEY DATES

December 21, 1994:	Plans unveiled for arena at 40 Bay Street site
February 24, 1995:	Building named Air Canada Centre
March 12, 1997:	Official ground-breaking
April 28, 1997:	The first concrete is poured at site
January 2, 1998:	Installation of roof begins
February 12, 1998:	Maple Leaf Gardens, Ltd. purchases Toronto Raptors and Air Canada Centre
February 20, 1999:	First NHL game: Toronto 3, Montreal 2 (OT) - Todd Warriner scored first goal, Steve Thomas scored overtime winner
February 21, 1999:	First NBA game: Toronto 102, Vancouver 87
February 22, 1999:	First concert: The Tragically Hip

AIR CANADA CENTRE SEATING CHART



PLATINUM END

GOLD SIDE

RED

BLUE

GREEN

PURPLE

EXECUTIVE SUITES

LOGE SUITES

THEATRE SUITES

GENERAL MEDIA INFORMATION

MEDIA INFORMATION LINE:

During the hockey season, the Maple Leafs' Media Information Line provides daily updated team information such as player transactions, media availability times, practice times and locations.

MEDIA CREDENTIALS:

Full season media credentials are issued to those members of the media who regularly cover the Toronto Maple Leafs. Approved media will receive a full season media credential prior to the conclusion of training camp. The credential is valid for all Maple Leaf home games, practices and game-day morning skates.

Single game media credentials will be issued on a priority basis to media covering game-related stories, on deadline only. Requests must be made to Pat Park by e-mail (ppark@torontomapeleaves.com) at least 24 hours prior to game time.

Credentials must be worn in a visible manner by all members of the approved media.

Media intent on covering the team on the road must notify Aaron Gogishvili (agogishvili@torontomapeleaves.com) of the Maple Leafs' Communications Department in order to guarantee road accreditation. Notification should be no later than one day before the game.

MEDIA BROADCAST VEHICLES AT AIR CANADA CENTRE:

Building security will not permit any media broadcast vehicles, satellite uplink trucks, company and personal vehicles to park on the East or West Plaza of the arena on game nights as per NHL and Air Canada Centre security regulations. Vehicles will be subject to ticketing and towing at the discretion of the Security staff.

LIVE BROADCAST POLICY:

Media may broadcast live from the public areas on Bay Street. Media is not permitted to broadcast live from inside the arena or the Galleria unless a feed has been arranged through the Air Canada Centre staff. Broadcasters requesting a live feed from inside the arena must use arena facilities and book their request through Kathy Spencer at Sure Connect at (416) 543-8429 (cellular) or (866) 805-9013 (office). Other than the game rights holder, broadcasters are not permitted to use the arena bowl as a backdrop for a live feed within 30 minutes prior to the start of the game as per NHL regulations.

MEDIA ENTRANCE:

The Media Entrance (Gate 2 1/2) on game nights is located directly beside Gate 2 at the northeast end of Air Canada Centre. Access for the media will commence two and half hours before the start of the game. Gate 2 is the media entrance for all practices and morning skates.

FOSTER HEWITT MEDIA GONDOLA AND SEATING:

Seating in the Foster Hewitt Media Gondola must be requested to Pat Park no later than 24 hours prior to a game. The gondola is located on the south end of the building, opposite the team benches. For access to the gondola, members of the media can take a dedicated elevator located on the southwest end of the event level (dressing room and Rogers Media Centre level).

STROBE LIGHTS/PHOTOGRAPHY:

Strobe photographers must contact Laura Leite (416-815-5455) of the Maple Leafs' Media Relations department to arrange payment method. A limited number of strobe light sets are available at Air Canada Centre on a first-come, first-served basis, at the discretion of the Leafs' Media Relations Staff.

PHOTOGRAPHY POSITIONS:

Section 108 in the red level (centre-ice opposite both team benches) is the designated area for non-ice level shooting positions. Shooting positions are unassigned in this area. A maximum of three photographers may shoot the pre-game warm-ups from the players' benches at one time (one on the Leaf bench and two on the visitors bench or vice versa).

Maple Leaf team photographer Graig Abel will assign ice-level shooting positions on game days. Shooting positions will remain the same throughout all games unless notified otherwise. Ice level positions in the southeast corner of the rink (Maple Leafs' net for two periods and on the penalty box side) will be restricted to three cameras. The arrangement will allow either two television rights holder handheld cameras and one still photographer, or one television rights holder camera and two still photographers.

THE STORY BEHIND LEAFS HONOURED NUMBERS

BY JOHN IABONI



It was felt that not retiring player sweaters gives the Leafs the flexibility of honouring more of these individuals than would be the case if the Leafs took the sweater numbers out of circulation.

The consulting group determined that the former player's number would be deemed an "Honoured Number" but remain in circulation. The special banner for the honouree remains on permanent display at Air Canada Centre.

The Leafs historically only retired numbers of distinguished players that have died or had their career shortened due to tragic or catastrophic circumstances while being a member of the team. Irvine (Ace) Bailey (No. 6) and Bill Barilko (No. 5) are the two represented in this category.

The Leafs formally recognized both men, posthumously, with a special ceremony at Maple Leaf Gardens on October 17, 1992 in which family and associates represented each individual.

Then on October 3, 1993, Syl Apps (No. 10) and Ted (Teeder) Kennedy (No. 9) were the initial honourees chosen as part of the new approach. The Leafs believed they wanted to celebrate the careers of these esteemed Leafs while they were still living. Apps was in failing health at the time of his ceremony but was represented by his family.

Perhaps one of the most stirring ceremonies occurred on February 8, 2003 when Darryl Sittler was honoured and his No. 27 banner took its permanent place at Air Canada Centre.



The 1990s symbolized a new era for the Toronto Maple Leafs and Leafs alumni. The Leafs embraced and welcomed Leafs alumni like never before. Together, the Leafs and Leafs alumni have since worked more closely together for the good of the community and in recognizing distinguished Maple Leafs from all generations.

During the initial phases, the Leafs organized discussions with various Leafs alumni members and Leafs management that culminated with the establishment of the policy regarding the honouring of players.



The event was originally to have taken place on October 3, 2001 as part of a dual tribute with Toronto's first great No. 27, Frank Mahovlich. While The Big M's ceremony went ahead as planned, Sittler cancelled to be with his wife, Wendy, who was dying of colorectal cancer.

Fittingly, Wendy's name is inscribed on Darryl's banner.

"We were married for 30 years and were together since we were 17 years old," Sittler said the night of his ceremony. "She's the most influential person in the lives of our children. So she's a big part of this ceremony."

Arm-in-arm, Sittler, and his children, Meaghen,

THE STORY BEHIND LEAFS HONOURED NUMBERS



On October 4, 2006, the list of Leafs honoured numbers grew by three when Clarence (Hap) Day (No. 4), Leonard (Red) Kelly (No. 4) and Borje Salming (No. 21) were saluted.

"As a kid, I dreamed of making the National Hockey League; I dreamed about playing for the Toronto Maple Leafs and I dreamed about winning the

Ashley and Ryan, stood at centre ice, as they watched the banner rising.

What ran through his mind as he witnessed that?

"I guess to be thought of so highly by the fans, the media and the organization," he said that night. "I mean, you're making a mark in history because that banner will be there forever. I'm in great company, in a great organization. And Wendy's name (signature) is on the banner, which is the right thing to do because it should be there. She'll be remembered up there just as I was. It's a feeling that will never go away."



Stanley Cup. But I never, ever dreamed of them putting my number up at the top of the Gardens which, of course, now has been replaced by the Air Canada Centre. It is a great honour ...one that I just never really imagined."

The Toronto Maple Leafs celebrated the achievements of two of their all-time greats in special ceremonies during the 2009-10 NHL season. Wendel Clark and Doug Gilmour, perhaps the two most beloved Toronto Maple Leafs over the course of the past 25 years, will have banners raised to honour their extraordinary contributions to the Original Six franchise. Clark was saluted in pregame ceremonies prior to the Maple Leafs' November 22 game against the Chicago Blackhawks, and Gilmour was recognized January 31 when the Pittsburgh Penguins visited Air Canada Centre.

A complete list of Honoured Numbers and ceremony dates may be found on page 229.

LEAFS ALL-TIME SWEATER NUMBERS

*Some players wore two or more numbers.

*Includes regular season and playoffs but does not include 2009-10 season.

1

Baz Bastien, Gord Bell, Tim Bernhardt, Paul Bibeault, Johnny Bower, Turk Broda, Lorne Chabot, Ed Chadwick, Gerry Cheevers, Bruce Dowie, Bruce Gamble, Ben Grant, George Hainsworth, Peter Ing, Ed Johnston, Mark Laforest, Michel Larocque, Harry Lumley, Cesare Maniago, Frank McCool, Gerry McNamara, Gord McRae, Jacques Plante, Justin Pogge, Daren Puppa, Andrew Raycroft, Jeff Reese, Damian Rhodes, Curt Ridley, Johnny Roach, Jim Rutherford, Don Simmons, Al Smith, Gary Smith, Rick St. Croix, Phil Stein, Vince Tremblay, Dunc Wilson, Ross "Lefty" Wilson.

2

Wade Belak, Carl Brewer, Garth Butcher, Bobby Copp, Bert Corbeau, Gerald Diduck, Jerome Dupont, Dallas Eakins, Ted Fauss, Bob Goldham, Danny Hillman, Larry Hillman, Red Horner, Greg Hotham, Trevor Johansen, Brian Leetch, Sylvain Lefebvre, Rick Ley, Joe Lundrigan, Darwin McCutcheon, Ric Nattress, Gary Nylund, Pierre Pilote, Babe Pratt, Beattie Ramsey, Marc Reaume, Luke Richardson, Luke Schenn, Art Smith, Wally Stanowski, Jim Thomson, Ian Turnbull, Rob Zettler.

3

Al Arbour, Wade Belak, Jim Benning, Mickey Blake, William Brydge, Larry Carriere, Sylvain Cote, Hap Day, Dale Degray, Art Duncan, Daryl Evans, Fern Flaman, Jimmy Fowler, Todd Gill, John Crisdale, Reg Hamilton, Pierre Hedin, Flash Hollett, Syd Howe, Grant Jennings, Alex Levinsky, Bob Manno, Dave Manson, Brad Marsh, Matt Martin, Bucko McDonald, Marc Moro, Jim Morrison, Gus Mortson, Ken Murray, Ronald Murray, Bob Neely, Marcel Pronovost, Joel Quenneville, Pat Ribble, Bob Rouse, Duane Rupp, Charlie Sands, Brad Selwood, Dave Shand, Art Smith, Wally Stanowski.

4

Reid Bailey, Hugh Bolton, Cory Cross, Kevin Dahl, Bob Davidson, Hap Day, Art Duncan, Dave Dunn, Dave Ellett, Jeff Finger, Greg Hotham, Trevor Johansen, Red Kelly, Steve Kraftcheck, Rick Lanz, Gary Leeman, Brad Maxwell, Bob McGill, Mike Pelyk, Robert Picard, Tracy Pratt, Duane Rupp, Dave Shand, Darryl Shannon, D.J. Smith, Hary Watson.

5

Bill Barilko, Andy Blair, Garth Boesch, King Clancy, Bill Carson, Bob Davidson, Corbett Denny, Reg Hamilton, Pep Kelly, Nick Metz, Moe Morris.

6

Ace Bailey, Charlie Conacher, Ron Ellis, George Patterson.

7

Max Bentley, King Clancy, Terry Clancy, Dan Cox, Kelly Fairchild, Jim Harrison, Jim Herberts, Tim Horton, Bingo Kampman, Butch Keeling, Derek King, Bert McCaffrey, Lanny McDonald, Jack McLean, Dave McLlwain, Sergio Momesso, Ken Murray, Frank Nighbour, Jason Podollan, Bud Poile, Joe Primeau, Mike Ridley, Gary Roberts, Doc Romnes, David Sacco, Rocky Saganuik, Jack Shill, Bill Taylor, Greg Terrier, Gilles Thibaudeau, Bill Thoms, Ian White.

8

Mike Allison, Tim Armstrong, Don Ashby, Ace Bailey, Ken Baumgartner, Aki Berg, Gus Bodnar, Buzz Boll, Murph Chamberlain, Carlo Colaiacovo, Rich Costello, Hal Cotton, Tie Dorn, Jim Dorey, Gerry Ehman, Alex Faulkner, Ron Ellis, Chris Govedaris, Todd Hawkins, Mel Hill, George Horne, Greg Hotham, Pierre Jarry, Larry Keenan, Dmitri Khristich, Joe Klukay, Les Kozak, Pete Langelie, John MacMillan, Norm Mann, Willie Marshall, Paul Masnick, Bob McGill, Sean McKenna, Don Metz, Richard Mulhern, Gary Nylund, Fred Perlini, Walt Poddubny, Rob Ramage, Larry Regan, Rocky Saganuik, Brit Selby, Sid Smith, Jack Valiquette, Todd Warriner, Gary Yaremchuk.

9

Stewart Adams, Glenn Anderson, Nik Antropov, Don Ashby, Andy Bathgate, Mark Bell, Lorne Carr, Lex Chisholm, Charlie Conacher, Russ Courtnall, Mike Craig, Dick Duff, Stewart Gavin, Alex Gray, Niklas Hagman, Dave Hanman, Josh Holden, Brent Imlach, Busher Jackson, Calle Johansson, Pep Kelly, Ted Kennedy, Gerald Lowrey, Dan Maloney, Alexander Sjugobov, Norm Ullman.

10

Glenn Anderson, John Anderson, Syl Apps, George Armstrong, Bill Berg, Vincent Damphousse, George Ferguson, Ron Francis, Aaron Gavey, Roger Jenkins, Butch Keeling, Ted Kennedy, Brad May, Nick Metz, Zdenek Nedved, Eric Pettinger, Joe Primeau, Marian Stastny, Alex Steen, Garry Valk.

11

Nik Antropov, Andy Blair, Fred Boimistruck, Bruce Boudreau, Harold Cotton, Dave Creighton, David Dowrie, Art Duncan, Ron Ellis, Gerry Foley, Mike Gartner, Todd Gill, Gaston Gingras, Mark Greg, Inge Hammarstrom, Red Horner, Jack Ingoldby, Busher Jackson, Gerry James, Larry Landon, Guy Larose, Gary Leeman, Al MacNeil, Walt McKechnie, Howie Meeker, Don Metz, Rudy Migay, Bob Nevin, Owen Nolan, Murray Oliver, Cam Plante, Norman (Bud) Poile, Sweeney Schriener, Brit Selby, Tod Sloan, Bob Solinger, Steve Sullivan, Jiri Tlustý, Guy Trotter, Ron Wilson.

12

Ace Bailey, Andy Blair, Serge Boisvert, Laurie Boschman, Bruce Boudreau, Wayne Carleton, Brandon Convery, Gord Drillon, Bill Ezinicki, Frank Finnigan, Tom Fitzgerald, Fern Flaman, Jim Harrison, Jeff Jackson, Wes Jarvis, Roger Jenkins, Ross Johnston, Ted Kennedy, Hec Kilrea, Kris King, Al MacNeil, Gary McAdam, Dale McCourt, Larry Mickey, Mark Osborne, Rob Pearson, Walt Poddubny, Babe Pratt, Eddie Rodden, Doug Shedden, Art Smith, Lorne Stampler, Pete Stemkowski, Lee Stempniak, Ron Stewart, Steve Thomas, Errol Thompson, Dixon Ward.

13

Ken Linseman, Mats Sundin, Ken Yaremchuk.

14

Dave Andreychuk, Peter Backor, Steve Backor, George Boothman, Red Carr, Murph Chamberlain, Rob Cimetta, Bobby Copp, Harold Cotton, Brian Cullen, Miroslav Frycer, Bob Gracie, Bob Goldham, Harold Halderson, Ted Hampson, Darby Hendrickson, Jonas Hoglund, Buck Jones, Mike Kaszycki, Dave Keon, Craig Laughlin, Gerry Lowrey, Vic Lynn, Gus Marker, John McLellan, Johnny McCreey, Rudy Migay, Gary Monahan, Jim Morrison, Dave Reid, Rene Robert, Matt Stajan, Dave Tomlinson, Bill Thoms, Stan Weir, Ron Wilson.

15

George Armstrong, Jim Benning, Pat Boutette, Wally Boyer, Bill Carson, Les Costello, Marty Dallman, Ken Doraty, Denis Dupere, Mike Foligno, Lou Franceschetti, Dave Gagner, Benny Grant, Jack Hamilton, Billy Harris, Pat Hickey, Flash Hollett, Red Horner, Syd Howe, Mike Hudson, Peter Ihnacik, Art Jackson, Larry Jeffrey, Tomas Kaberle, Pep Kelly, Derek Laxdal, Claude Loiselle, Paul Marshall, Bob McGill, Howie Meeker, Don Metz, Nick Metz, Earl Miller, Dmitri Mironov, Joe Primeau, Gary Sabourin, Brit Selby, Tod Sloan, Brian Spencer, Bob Stephenson, Gaye Stewart, Bill Sutherland, Gerry Unger, Mike Walton, Brian Wiseman, Ken Yaremchuk.

16

Russ Adam, Syl Apps, Earl Balfour, Jamie Baker, Craig Berube, Lonny Bohonos, Leo Brouin, Goerge Boothman, Nikolai Borschevsky, Greg Britz, Amie Brown, Ray Ceresino, Jack Church, Pete Conacher, Rich Costello, Russ Courtnall, Brian Cullen, Harold Darrah, Ernie Dickens, Tim Ecclestone, Bill Ezinicki, Paul Fenton, Benny Grant, Ray Hannigan, Billy Harris, Darby Hendrickson, Red Heron, Pat Hickey, Larry Hillman, Dan Hodgson, Tim Horton, Art Jackson, Gerry James, Wes Jarvis, Jim Jones, Greg Johnston, Mike Kaszycki, Rick Kehoe, Pep Kelly, Gary Leeman, Alex Levinsky, Blair Mackasey, Fleming Mackell, John McCormack, Nick Metz, Jim Mikol, Dickie Moore, Eric Nesterenko, Frank Nigro, Ed Olczyk, Bert Olmstead, Randy Osburn, George Parsons, Bud Poile, Charlie Sands, Rod Seiling, Sid Smith, Wally Stanowski, Gaye Stewart, Bill Thoms, Darcy Tucker, Mike Walton, Bob Warner, Ken Yaremchuk.

17

Murray Armstrong, Bob Bailey, Alain Belanger, Buzz Boll, Bruce Boudreau, Doug Brindley, Jerry Butler, Wendel Clark, Brian Conacher, Bob Davidson, Ab Demarco, Dave Downie, Bruce Draper, Dick Duff, Denis Dupere, Gerry Ehman, Paul Evans, Bill Ezinicki, Jack Forsey, Cal Gardner, Stewart Gavin, Bob Goldham, Benny Grant, Jack Hamilton, Gord Hannigan, Duke Harris, Bob Hassard, Red Heron, Paul Higgins, Bronco Horvath, Art Jackson, Harvey Jackson, Jim Jarvis, Bingo Kampman, Rick Kehoe, Joe Klukay, Don McKenney, Nick Metz, Jim Pappin, Jean Paul Parise, Eric Prentice, Fred Robertson, Duane Rupp, Charlie Sands, Rod Selling, Floyd Smith, Bill Stewart, Blaine Stoughton, Harry Taylor, Rys Thomson.

18

Al Abour, Norm Armstrong, Bob Bailey, Alain Belanger, Garth Boesch, Leo Boivin, Carl Brewer, Brian Conacher, Brian Cullen, Bob Davidson, Harold Druken, Paul Gagne, Paul Gardner, Ernie Godden, Red Heron, Peter Ihnacak, Art Jackson, Bill Juzda, Chad Kilger, Craig Laughlin, Kevin Maguire, Kent Manderville, Bob Manno, Gus Marker, Gary Marsh, Shep Mayer, Allyn McCauley, Jim McKenney, Jack McLean, Don Metz, Windy O'Neill, Jim Pappin, George Parsons, Scott Pearson, Wayne Presley, David Reid, Ron Sedlbauer, Jack Schill, Peter White, Jeremy Williams.

19

Doug Baldwin, Bill Barilko, Leo Boivin, Hugh Bolton, Bruce Boudreau, Turk Broda, Jack Church, Ray Corigan, Barry Cullen, John Cullen, Bill Derlago, Kent Douglas, Jeff Farkas, Tom Fergus, Bill Flett, Jack Hamilton, Paul Henderson, Greg Hubick, Gerry James, Kenny Jonsson, Dmitri Khristich, Joe Klukay, Norm Mann, Bucko McDonald, Don Metz, Nick Metz, Fredrik Modin, Dominic Moore, Gus Mortsion, Eric Nesterenko, Mikael Renberg, Jack Schill, Ron Stewart, Alexander Suglobov, Billy Taylor, Don Webster, John Wilson.

20

Claire Alexander, George Armstrong, Don Ashby, Bob Bailey, Ed Belfour, Mickey Blake, Hugh Bolton, Bill Burega, Larry Cahan, Ed Chadwick, Jack Church, Jack Dunlap, Jeff Farkas, Frank Finnigan, Hank Goldup, Reg Hamilton, Christian Hanson, Bob Hassard, Tim Horton, Jack Ingoldsbys, Ralph Intranuovo, Art Jackson, Mike Johnson, Terry Johnson, Bingo Kampman, Mike Kaszycki, Ted Kennedy, Mark Kirtan, Jim Korn, Alexei Kudashov, Paul Lawless, Don Luce, Frank Mathers, Kevin McClelland, John McCormack, John McCreedy, Garry Monahan, Zdenek Nedved, Mike Pelyk, Bob Pulford, Bobby Reynolds, Joe Sacco, Jack Schill, Al Secord, Tod Sloan, Wally Stanowski, Rich Sutter, Jim Thomson, Rick Vaive.

21

Gary Aldcorn, Bob Bailey, Bill Barilko, Bobby Baun, Gus Bodnar, Leo Boivin, Aaron Broten, Terry Clancy, Marjusz Czerkawski, Bob Dawes, Gord Drillon, Mike Eastwood, Jack Howard, Ron Hurst, Pete Langelle, Danny Lewicki, Parker MacDonald, Adam Mair, Norm Mann, Jack Markle, Willie Marshall, Jamal Mayers, Sean McKenna, Rudy Migay, Jim Morrison, Kirk Muller, Mark Osborne, Mike Pelyk, John Pohl, Martin Prochazka, Robert Reichel, Warren Rychel, Borje Salming, Darryl Sly, Bob Solinger, Gaye Stewart, Billy Taylor, Harry Taylor.

22

Doug Acomb, Gary Aldcorn, Earl Balfour, Ken Baumgartner, Jack Bionda, Charles Blair, Mike Blaisdell, Arnie Brown, Mike Bullard, Lex Chisholm, Brian Conacher, Les Costello, Dave Creighton, Brian Cullen, Boyd Devereaux, Dave Fortier, Jack Hamilton, Reg Hamilton, Gord Hannigan, Larry Hillman, Ron Hurst, Larry Jeffrey, Danny Johnson, Forbes Kennedy, Ken Klee, Igor Korolev, Fleming Mackell, Al MacNeil, Brian Marchinko, Don Marshall, Shep Mayer, Rudy Migay, Jim Morrison, Alexei Ponikarovskiy, Scott Pearson, Michel Petit, Luke Richardson, Tod Sloan, Sid Smith, Brian Spencer, Cy Thomas, Errol Thompson, Ray Timgren, Rick Vaive, Glen Wesley, Tiger Williams.

23

Bob Bailey, Earl Balfour, Hugh Bolton, Greg Britz, Turk Broda, Jeff Brubaker, Randy Carlyle, Dave Creighton, Joe Crozier, Bob Dawes, Ernie Dickens, Harold Druken, Slava Duris, Dave Farrish, John Gibson, Todd Gill, Hank Goldup, Pat Graham, Gord Hannigan, Pat Hannigan, Andre Hinse, Dave Hutchison, Danny Lewicki, Bill MacMillan, Phil Maloney, Alexei Ponikarovskiy, Noel Price, Pat Quinn, Al Rollins, Phil Samis, Eddie Shack, Dale Smedsomo, Bob Solinger, Ken Strong, Petr Svoboda, Ray Timgren, Jeff Ware.

24

Norman Aubin, Patrik Augusta, Earl Balfour, Gord Bell, Drake Berehowsky, John Brenneman, Al Buchanan, Mike Byers, Gary Collins, Dan Daoust, Dick Duff, Slava Duris, Art Erickson, Jonas Frogren, Brian Glennie, Felix Gustafsson, Brent Imlach, Ed Joyal, Bill Kendall, John MacMillan, Al MacNeil, Darryl Mags, Willie Marshall, Bryan McCabe, Jim Morrison, Mike Nykoluk, Tom Pederson, Michel Petit, Joe Sacco, Terry Sawchuk, Darryl Shannon, Don Simmons, D.J. Smith, Sid Smith, Ron Stewart, Scott Thornton, Randy Wood.

25

Greg Andrusak, John Arundel, Earl Balfour, Willy Brossart, Al Buchanan, Jack Caffery, Wayne Carleton, Bob Dawes, Paul DiPietro, Gary Edmundson, Scott Garland, Hal Gill, Bob Hassard, Jeff Jackson, Alexander Khavanov, Orland Kurtenbach, Tom Kurvers, Ed Litzenberger, Jyrki Lumme, John MacMillan, Phil Maloney, Milan Marcetta, Terry Martin, Gil Mayer, Larry McIntyre, Jim McKenney, Eric Nesterenko, Joe Nieuwendyk, Ben Ondrus, George Parsons, Bud Poile, Marc Reaume, David Reid, Bill Root, Rod Scott, Jason Smith, Greg Smyth, Bob Solinger, Peter Stelmokowski, Mike Stutts, Frank Sullivan, Steve Thomas, Darren Veitch, Leigh Verstraete, Ron Ward, Terry Yake, Gary Yaremchuk, Peter Zedel.

26

Gary Aldcorn, Bob Baun, Dave Burrows, Jack Capuano, Russ Courtnall, Paul Healey, Jamie Heward, Bill Kitchen, Chris Kotsopoulos, Mike Krushelnyski, Rick Ley, Bob Liddington, Frank Mahovlich, Wally Maxwell, Bob McGill, Basil McRae, Gary Meehan, Barry Melrose, Lyle Moffatt, Craig Muni, Ben Ondrus, Nathan Perrott, Allan Stanley, Mike Stevens, Mike Van Ryn, Darren Veitch, Kurt Walker, Craig Wolanin, Dmitry Yushkevich.

27

Shayne Corson, Brian Cullen, Lucien DeBlois, Ken Girard, Miroslav Ihnacak, John Kordic, Frank Mahovlich, Bryan Marchment, Chris McRae, Gary Meehan, Gord Nelson, Mike Nykoluk, Michael Peca, Dave Semenko, Darryl Sittler.

28

John Anderson, Carl Brewer, Bruce Boudreau, Randy Carlyle, Brian Curran, Tie Domi, Paul Evans, Dave Farrish, David Harlock, Benoit Hogue, Val James, Derek Laxdal, Kevin Maguire, Paul Marshall, Bill McCreary, Mike Pelyk, Fred Perlini, Bill Root, Bob Rouse, Darryl Shannon, Greg Smyth, Leigh Verstraete, Blake Wesley, Rod Willard, Gary Yaremchuk.

29

Drake Berehowsky, Paul Evans, Martin Gerber, Todd Gill, Ken Hammond, Paul Higgins, Chris McRae, Mike Palmateer, Fred Perlini, Karel Pilar, Justin Pogge, Felix Potvin, Darryl Shannon, Brad Smith, Bill Thoms, Vincent Tremblay.

30

Jean-Sebastien Aubin, Tom Barrasso, Allan Bester, Sebastien Centomo, Don Edwards, Bruce Gamble, Paul Harrison, Glenn Healy, Michel Laroque, Ron Low, Bernie Parent, Terry Sawchuk, Al Smith, Rick St. Croix, Wayne Thomas, Vince Tremblay, Rick Wamsley, Dunc Wilson, Ken Wregget.

31

Don Beaupre, Allan Bester, Marcel Cousineau, Jiri Cihra, Mark Edwards, Grant Fuhr, Pierre Hamel, Peter Ing, Curtis Joseph, Pavel Kubina, Murray McLachlin, Gord McRae, Bob Parent, Damian Rhodes, Al Smith, Ken Wregget.

32

Greg Britz, Mike Eastwood, Alex Foster, Pierre Hamel, Benoit Hogue, Wes Jarvis, Nick Kypros, Daniel Marois, Chris McRae, Craig Muni, Frank Nigro, Fred Perlini, Ken Strong, Mikael Tellqvist, Steve Thomas, Gary Yaremchuk, Ron Zanussi.

33

Reid Bailey, Bates Battaglia, Don Beaupre, Jeff Brown, Dave Cooper, Doug Favell, Bob Halkidis, Benoit Hogue, Dave Hutchison, Al Iafrate, Craig Johnson, Matt Martin, Chris McAllister, Craig Muni, Curt Ridley, Wayne Thomas, Bob Wren.

LEAFS ALL-TIME SWEATER NUMBERS

34

Bryan Berard, Rob Cimetta, Rocky Dundas, Ted Fausss, Flash Hollett, Wes Jarvis, Terry Johnson, Maxim Kondratiev, Jamie Macoun, Craig Muni, Fred Perlini, Dave Reid, Jeff Serowik, Darryl Shannon, Leigh Verstraete, Ken Yaremchuk.

35

Normand Aubin, Bruce Boudreau, Marty Dallman, Pat Jablonski, Derek Laxdal, Marc Magnan, Jeff Reese, Curt Ridley, Rod Schutt, Corey Schwab.

36

Brendan Bell, Frank Bialowas, Len Esau, Ken McRae, Mike Millar, Jamie Heward, Anton Stralman, Dmitry Yushkevich.

37

Darby Hendrickson, Trevor Kidd, Mark Kolesar, Eric Lacroix, Don MacLean, Jason Podollan, Doug Shedden, Dave Tomlinson, Ian White.

38

David Harlock, Brad Leeb, Chris Snell, Yannick Tremblay.

39

Kelly Chase, Jeff Farkas, Simon Gamache, Travis Green, Mike Kennedy, Ladislav Kohn, John Mitchell, Alexei Ponikarovskiy, Eric Westrum, Clarke Wilm, Ron Zanussi.

40

Tie Domi, Kelly Fairchild, Ken McRae, Phil Oreskovic.

41

Jason Allison, Paul Gagne, Eric Lacroix, Nikolai Kulemin, Matt Stajan, Jiri Tlustý, Shayne Toporowski.

42

Keven Adams, David Cooper, Tim Stapleton, Kyle Wellwood.

43

Ken Belanger, Nathan Dempsey, Jay Harrison.

44

Brian Bradley, John Craighead, Anders Eriksson, Ryan Hollweg, Staffan Kronwall, John McIntyre, Yanic Perreault.

45

Carlo Colaiacovo, Zdenek Nedved.

46

Ben Ondrus.

48

Jeremy Williams.

49

Dmitri Yakushin.

50

Darryl Boyce.

51

Jeff Hamilton.

52

Robbie Earl, Sean Haggerty, Alexander Karpovtsev.

53

John Pohl.

54

Kris Newbury.

55

Drake Berehowsky, Jason Blake, Danny Markov, Larry Murphy, Ric Jackman.

56

Andre Deveaux, Andy Wozniwski.

59

Jaime Sifers.

67

Robert Svehla.

71

Mike Foligno.

72

Mathieu Schneider.

73

Pavel Kubina.

77

Pavel Kubina.

80

Nik Antropov.

84

Mikhail Grabovski.

88

Eric Lindros.

89

Alexander Mogilny.

92

Jeff O'Neill.

93

Doug Gilmour, Alexander Godynyuk.

94

Sergei Berezin, Yanic Perreault.

96

Phil Housley.

99

Wilf Paiement.

PRIOR TO THE INCEPTION OF THE MAPLE LEAFS

Once known as the Blueshirts, Shamrocks, Marlboros, Arenas and the St. Patricks, Toronto's premier hockey franchise became known as the Maple Leafs after a group headed by Mr. Conn Smythe purchased the team on Valentine's Day, February 14, 1927. Taking over a club that earned Stanley Cup championships in 1918 (Toronto Arenas) and 1922 (Toronto St. Pat's), Smythe soon started laying the foundation that evolved into the current appearance of the storied Toronto Maple Leafs.

Now in charge of Toronto's National Hockey League entry, Smythe's patriotic pride led him to decide on a Maple Leaf as the team's namesake and crest. The Maple Leaf was a proud national symbol to Smythe due to his military career. It is also said that he admired the team name of the East Toronto Maple Leaves whom he scouted regularly. The uniform colours remained green and white for a year after he purchased the team out of respect for the previous organization. He then changed the colours to blue and white, likely due to his long time involvement with the University of Toronto Blues hockey team who have the same colours. Past Public Relations Director, Stan Obodiac was fond of saying the blue represented the blue of the Canadian sky and the white represented the white of the Canadian snow.

1928-33

The Leafs' second uniform consisted of a blue home jersey with a series of thin-wide-thin striped bands on the arms, leggings and shoulders, and a 47-point Maple Leaf on the chest with the words "Toronto Maple Leafs" on the crest. The Leafs road uniform of the time was white with three stripes of equal width on the top of the chest and on the back, three stripes on the waist, three stripes on the stockings and the same 48-point Maple Leaf on the chest.

1933-34

Same design, excepting that the thin-wide-thin stripes on the neck and shoulders were replaced with three thin stripes of equal width.

1934-37

The basic design of the Leaf uniform for the next four decades was established just prior to the Ace Bailey Benefit Game. The leggings remained the same – three sets of triple stripes – but the jersey itself consisted of two stripes of equal width on the arms and on the waist. There were no stripes on the shoulder, just a simple white band around the collar. The maple leaf crest remained unchanged. The road uniform was similar, with blue stripes and collar.

1937-67

The home uniform remained virtually unchanged during these years except for some subtle alterations to the Maple Leaf crest. The appearance of veins on the Leaf and the word "Toronto" curving downwards appeared in 1937. A 35-point Leaf crest was introduced in 1942. In 1947, the words "Toronto Maple Leafs" appeared in red, but the innovation was largely ceremonial and only lasted one semester. The first appearance of the captain's "C" and the alternate captain's "A" appeared during the 1946-47 season. Other modifications included highlighting the Leaf crest with a white border (or blue border) and variations to the veins of the Leaf. In 1958, the neck was outfitted with a six-eyelet lace and tie, and this remained a feature of the Leaf uniform until 1973.

In 1958, a major alteration was made to the Leafs' road uniform when a solid blue yolk was added to the shoulder, extending from the neck to just above the stripe on the arm. In 1961, when the Leafs began to put numbers on the sleeves of the jersey, this stripe was tapered back to the top of the arm.

1967-70

The first major modification in four decades was made to both the Leafs' home and road uniform prior to the start of the 1967 playoffs. The standard 35-point Leaf crest was replaced with a solid 11-point Maple Leaf – similar to the Maple Leaf displayed on the new Canadian flag – in celebration of Canada's centennial year. "Toronto" still curved slightly downward. The two stripes on the arm and waist were replaced with one set of thin-wide-thin stripes, not unlike those on the Leaf uniform of 1928. The road uniform still retained the solid blue yolk on the shoulders.

1970-92

Another distinctive change was made to the Leafs uniform prior to the start of the 1970-71 season, when the NHL introduced legislation requiring the home team to wear white uniforms at home. The crest remained unchanged except the word "Toronto" which was now straight across the crest, parallel to the words "Maple Leafs." The arm stripes on both home and away uniforms was discontinued, replaced with a solid yolk extending from the neck to the wrist. A solid stripe on the waist, three solid stripes on the stockings and a miniature Leaf crest on the shoulders completed the new uniform design.

In 1975, the Leafs went to the v-necked collar for the first time for the 1972-73 season, but went back to the tie down collar for 1973-74 to 1975-76. In 1976-77, the collar went back to the V-neck shape. In 1975, the leggings were altered to have two stripes instead of three. In 1977, names appeared on the back of the road uniform and by 1979, on the back of the home jersey as well. Ceremonial patches, such as those celebrating the 50th anniversary of the Gardens, commemorating the Heart and Stroke fund, and dedications to King Clancy and Harold Ballard were common features in the past decade.

1992 TO PRESENT

During selected games of the 1991-92 season, the Leafs wore an "Original Six" styled uniform, similar in design to the classic jerseys of the 1940's. The fans greeted the "old style" design enthusiastically and with that in mind, the first design changes to the Leafs uniform in 22 years occurred in 1992-93. The uniform is a mixture of the old – triple stripes on the legs, two stripes on the arm and waist with the solid shoulder and arm stripe being discontinued – and the new, with the distinctive 11-point Leaf crest remaining. The shoulder patch features an old-style Leaf, much like the one featured on the "Original Six" uniform. Honoured sweater numbers were commemorated by special shoulder patches on two current Leaf jerseys beginning in 1993-94. In 1997-98, the numerals and letters on the back of the sweater were modified to match the exact letters of the Maple Leaf logo. A mesh-style under-arm was also incorporated. In 1998-99, in commemoration of the final National Hockey League action at the venerable Maple Leaf Gardens, a special jersey was worn for five home games and five road games. It featured a 35-point Leaf crest on the front and solid blue yolk along the shoulders. The jersey also incorporated the six-eyelet lace and tie which was a feature of the Leaf uniform from 1958 to 1973. Beginning in the 2000-01 season, the Maple Leafs altered the jersey with a new Varsity Block number design and a stylized TML logo as a shoulder patch. The Maple Leafs joined the other 29 NHL clubs by introducing a new version of their uniform prior to 2007-08. The TML shoulder patches, plus the horizontal stripes around the waist and the silver trim around the numbers were removed from the sweater. The entire uniform was designed to repel water while having a more anatomical, lighter fit.

Order of Selection for 2010 Entry Draft

The NHL's annual Draft Drawing is a weighted lottery system to determine the order of selection for the first 14 picks of the 2010 Entry Draft.

The 14 teams that did not qualify for the Stanley Cup Playoffs, or clubs that acquired those clubs' 2010 first-round draft picks, participate in the Drawing.

The Club selected in the drawing may not move up more than four positions in the draft order, thus only the five Clubs with the fewest regular-season points have the opportunity to receive the first overall selection.

No Club can move down more than one position as a result of the Draft Drawing.

In the first round of the 2010 Entry Draft, the order of selection is as follows:

- a) The first 14 selections, as determined by the Draft Drawing (see above);
- b) Clubs eliminated in the first two rounds of the 2010 Stanley Cup Playoffs, regular-season division winners excluded, in inverse order of points;
- c) Regular-season division winning clubs eliminated in the first two rounds of the 2010 Stanley Cup Playoffs, in inverse order of points;
- d) Clubs eliminated in the 2010 Conference Finals, in inverse order of points;
- e) Stanley Cup finalist
- f) Stanley Cup champion

In the second and subsequent rounds the order of selection is as follows:

- a) Non-playoff clubs in inverse order of points;
- b) Clubs eliminated in the first two rounds of the 2010 Stanley Cup Playoffs, regular-season division winners excluded, in inverse order of points;
- c) Regular-season division winning clubs eliminated in the first two rounds of the 2010 Stanley Cup Playoffs, in inverse order of points;
- d) Clubs eliminated in the 2010 Conference Finals, in inverse order of points;
- e) Stanley Cup finalist
- f) Stanley Cup champion

Eligibility for Claim

- a) All Players age 18 or older are eligible for claim in the Entry Draft, except:
 - i. a Player on the Reserve List of a Club, other than as a try-out;
 - ii. a Player who has been claimed in two prior Entry Drafts;
 - iii. a Player who previously played in the League and became a Free Agent pursuant to this Agreement;
 - iv. a Player age 21 or older who: (A) has not been selected in a previous Entry Draft and (B) played hockey for at least one season in North America when he was age 18, 19, or 20 and shall be eligible to enter the League as an Unrestricted Free Agent pursuant to Article 10.1(d); and 18
 - v. a Player age 22 or older who has not been selected in a previous Entry Draft and shall be eligible to enter the League as an Unrestricted Free Agent pursuant to Article 10.1(d).

Unsigned Draft Choices

- a) A player aged 18 or 19 who was selected in the first three rounds of the Entry Draft and who was not signed by his NHL Club may not be retained by the Club and must be returned to his junior Club no later than the day prior to the opening of the NHL regular season.
- b) A player aged 18 or 19 who was selected in the fourth or subsequent rounds who has not been signed by his NHL Club may not be retained by his Club and must be returned to his junior Club no later than the fourth day prior to the opening of the NHL regular season.

Entry Level Players

1. Players 18 through 21 years of age when signing their first contract must remain in the entry-level system for a period of three years; players age 22 and 23 when signing their first contract are in the entry level system for two years; while those age 24 when signing their first contract are in the entry level system for one year. Age is defined as the player's age on September 15 of the calendar year in which he signs the contract, regardless of his actual age on the date he signs such contract.
2. In the event that a signed 18 or 19-year-old player does not play a minimum of 10 NHL games (regular season and/or playoffs) in his first season under contract, the term of his player contract and his number of years in the entry level system will be extended for a period of one year. The exception to this is a 19-year-old player who turns 20 years of age between September 16 and December 31 in his first contract year.
3. In the event that a player signs his first contract at age 18 and has had his Player Contract extended for one season already, and such player does not play at least 10 NHL games (regular season and/or playoffs) in the second season under that player's Player Contract, then the term of his Player Contract and his number of years in the Entry Level System shall be extended for one additional year.

23-Man Roster

There may be a maximum of 23 players on each Club's playing roster at any one time from the commencement of the NHL regular season through the trade deadline. Prior to the start of the season, each Club must submit to the NHL its "Opening Day Playing Roster" which shall be comprised of not more than 23 players. Each Club must have a roster of at least 20 players, composed of 18 skaters and two goaltenders. Players on Injured Reserve do not count in the 23-Man Roster limit.

Injured Reserve List

In the event that a player is injured and a Club wishes to place him on the Injured Reserve List, the Club must follow these procedures.

1. A Club may place a player on the injured reserve list if such player is injured, disabled or ill and unable to perform his duties as a hockey player after having passed the Club's initial physical examination in that season.
2. A player who has an injury that renders him physically unable to play for a minimum of seven days after that date of the injury can be placed on the Club's Injured Reserve List. Once a player is placed on the injured reserve, the Club may replace said player on its NHL roster with another player. All determinations that a player has suffered an injury warranting injured reserve status must be made by the Club's medical staff and in accordance with the Club's medical standards.
3. A player placed on Injured Reserve is ineligible to compete in NHL games for a period of not less than seven days from the date of injury.
4. Players on Injured Reserve may attend Club meetings and meals, travel with the Club and participate in practice sessions.
5. Players on Injured Reserve are prohibited from appearing in games, participating in pre-game warm-ups with their Clubs, or dressing in game uniforms on game days

Regular Season Waivers

For purposes of Regular Waivers and Re-Entry Waivers, the five (5) year exemption for an 18 year old skater and the four (4) year exemption for a 19 year old skater shall both be reduced to three (3) years commencing the first season that the 18 or 19 year old skater plays in eleven (11) NHL Games or more. The next two (2) seasons, regardless of whether the skater plays any NHL Games in either season, shall count as the second and third years toward satisfying the exemption. For purposes of Regular Waivers and Re-Entry Waivers, the six (6) year exemption for an 18 year old goalie and the five (5) year exemption for a 19 year old goalie shall both be reduced to four (4) years commencing the first season that the 18 or 19 year old goalie plays in eleven (11) NHL Games or more. The next three (3) seasons, regardless of whether the goalie plays any NHL Games in any of those three (3) seasons, shall count as the next three (3) years toward satisfying the exemption.

The first season in which a Player who is age 20 or older plays in one (1) or more Professional Games shall constitute the first year for calculating the number of years he is exempt from Regular Waivers and Re-Entry Waivers.

A Player 25 years old or older who plays in one (1) or more Professional Games in any season shall be exempt from Regular Waivers and Re-Entry Waivers for the remainder of that season.

Tie-Breaking Procedures

At the conclusion of the regular season, the standing of the teams in each Conference shall be determined in accordance with the following priorities in the order listed:

- a) First place in each of the three (3) divisions seeded 1, 2, and 3.
- b) The higher number of points earned by the Club.
- c) The greater number of games won by the Club.
- d) The higher number of points earned in games against each other among two (2) or more Clubs having equal standing under priority (b) and (c) **
- e) The greater differential between goals scored for and against by Clubs having equal standing under priority (d).

** NOTE: For the purpose of determining standing under priority (d) for two or more tied Clubs that have not played an even number of games with one or more of the other tied Clubs, the first game played in the city that has the extra game (the "odd game") shall not be included. When more than two Clubs are tied, the percentage of available points earned in games among each other (and not including any "odd games") shall be used to determine standing.



NATIONAL HOCKEY LEAGUE

New York, 1185 Avenue of the Americas, New York, NY 10036
212-789-2000, Fax: 212-789-2020, Communications Fax: 212-789-2080

Montréal, 1800 McGill College Avenue, Suite 2600, Montréal, Québec, H3A 3J6
514-841-9220, Fax: 514-841-1070

Toronto, 50 Bay Street, 11th Floor, Toronto, Ontario, M5J 2X8
416-359-7900, Communications Fax: 416-981-2769



Gary Bettman

Executive

Commissioner.....	Gary B. Bettman
Deputy Commissioner.....	William Daly
Chief Operating Officer.....	John Collins
Senior Executive Vice President of Hockey Operations.....	Colin Campbell

Communications

Senior Vice President, Public Relations & Media (Toronto).....	Gary Meagher
Senior Vice President, Corporate Communications.....	Bernadette Mansur
Group Vice President, Public Relations.....	Frank Brown
Vice President, Public Relations & Player Development.....	Jamey Horan
Statistician and Information Officer (Toronto).....	Benny Ercolani
Senior Director, News Services.....	Greg Inglis
Director, Media Relations.....	John Dellapina
Director, Public Relations (Toronto).....	Julie Young
Senior Publicist, Corporate Communications.....	Kerry McGovern
Senior Manager, Public Relations (Toronto).....	David Keon
Manager, Public Relations.....	Schuyler Baehman
Manager, Public Relations (Toronto).....	Jennifer Raimondi
Assistant, Public Relations.....	Celeste Velasco

2009-10 NHL Divisional Alignment

EASTERN CONFERENCE

ATLANTIC

New Jersey
New York Islanders
New York Rangers
Philadelphia
Pittsburgh

NORTHEAST

Boston
Buffalo
Montreal
Ottawa
Toronto

SOUTHEAST

Atlanta
Carolina
Florida
Tampa Bay
Washington

WESTERN CONFERENCE

CENTRAL

Chicago
Columbus
Detroit
Nashville
St. Louis

NORTHWEST

Calgary
Colorado
Edmonton
Minnesota
Vancouver

PACIFIC

Anaheim
Dallas
Los Angeles
Phoenix
San Jose

REGULAR-SEASON SCHEDULE FORMAT

- Each club will play 82 regular season games: six against its four Division rivals (24 total), four against each of the 10 non-division clubs within its conference (40 total) and 18 non-conference games - home-and-home series against three non-Conference clubs and one game against each of the 12 other non-Conference clubs.

PLAYOFF FORMAT

- First-round playoff berths will be awarded to the first-place team in each division, as well as to the next five-best teams (based on regular-season point totals in each conference). The three division winners in each conference will be seeded first through third (in order of points) and the next five-best teams (in order of points) will be seeded fourth through eighth. In each conference, the team seeded #1 will play the team seeded #8, #2 vs. #7, #3 vs. #6 and #4 vs. #5 in the Conference Quarterfinal round. Home-ice in the Conference Quarterfinals is granted to those teams seeded first through fourth in each conference.
- In the Conference Semifinals and Conference Finals, teams will be reseeded according to the same criteria as the Conference Quarterfinals (division leaders will be seeded first and granted home-ice advantage while the remaining teams will be seeded in order of regular-season points).
- Home-ice advantage in the Stanley Cup series will be determined by points. All series remain best-of-seven.

2009-10 CRITICAL DATES

September

- 05 Opening Day of Rookie Camp
- 12 Opening Day of NHL Training Camps
- 14 Pre-season schedule begins
- 14 Kraft Hockeyville Game—NY Islanders vs. Vancouver Canucks (Terrace, B.C.)
- 28 Victoria Cup—Chicago Blackhawks vs. HC Davos (Zurich, Switzerland)
- 28 NHL Premiere Challenge (pre-season) Florida Panthers vs. Tappara Tampere (Tampere, Finland)
- 29 Victoria Cup—Chicago Blackhawks vs. Zurich Lions (Zurich, Switzerland)
- 29 NHL Premiere Challenge (pre-season) St. Louis Blues vs. Linköping (Linköping, Sweden)
- 30 NHL Premiere Challenge (pre-season) Detroit Red Wings vs. Farjestad (Karlstad, Sweden)
- 30 NHL Premiere Challenge (pre-season) Florida Panthers vs. Jokerit (Helsinki, Finland)
- 30 Opening Day Playing Rosters set (3:00 p.m. ET)

October

- 1 Hockey Fights Cancer Awareness Month
- 1 Opening Night—92nd NHL Regular Season begins
- 1 San Jose @ Colorado—Joe Sakic's number #19 retired
- 2 NY Rangers at Pittsburgh (Stanley Cup Banner raised)
- 2 NHL Premiere—Chicago Blackhawks vs. Florida Panthers (Helsinki, Finland)
- 2 NHL Premiere—Detroit Red Wings vs. St. Louis Blues (Stockholm, Sweden)
- 3 NHL Premiere—Chicago Blackhawks vs. Florida Panthers (Helsinki, Finland)
- 3 NHL Premiere—Detroit Red Wings vs. St. Louis Blues (Stockholm, Sweden)
- 3 All 30 teams in action

November

- 4-7 U20 4 Nations Cup
- 7 Hockey Hall of Fame Game (Detroit Red Wings at Toronto Maple Leafs)
- 8 Hockey Hall of Fame Legends Game (Canada vs. World)
- 9 Hockey Hall of Fame Induction Ceremony (Toronto, ON)
Inductees: Brett Hull, Brian Leetch, Luc Robitaille, Steve Yzerman (Player category);
Lou Lamoriello (Builder category)

December

- 1 Signing deadline for Group 2 free agents
- 19-27 Holiday Roster Freeze in effect. For all players on an NHL active roster, injured reserve, or players with non-roster and injured non-roster status as of midnight, local time, December 19, a roster freeze shall apply through midnight local time December 27, with respect to waivers, trades and loans, subject to the exceptions provided for in CBA Article 16.10.
- 24-25 No scheduled practices—dressing rooms closed
- 26-Jan.5 IIHF World U20 Championship (Saskatoon & Regina, Canada)

January

- 1 2010 Bridgestone NHL Winter Classic—Philadelphia at Boston (Fenway Park, Boston)
- 17 NHL on NBC (game of the week coverage begins)
- 29-31 Hockey Weekend Across America (USA Hockey)
- 30 CBC's Hockey Day in Canada (Host: Stratford, ON)
Montreal at Ottawa, Vancouver at Toronto, Edmonton at Calgary

February

- 1 Hockey is for Everyone Month
- 14 Last NHL games before Olympic break
- 15-23 2010 Winter Olympic Break: No scheduled practices—dressing rooms closed
- 16 Olympic Hockey tournament begins (Vancouver, Canada)
- 22 30th Anniversary of 'Miracle on Ice' game (1980)
- 26 Olympic Bronze medal game
- 28 Olympic Gold medal game

March

- 1 NHL Regular season resumes after Olympic break
- 3 Trade deadline (3:00 p.m. ET)

April

- 8-10 NCAA Frozen Four (Ford Field, Detroit)
- 11 Last day of 2009-2010 regular season
- 13-23 IIHF U18 World Championship (Mogilev & Bobruisk, Belarus)
- 14 Stanley Cup Playoffs begin

May

- 1-9 2010 Royal Bank Cup (Dauphin, MB)
- 7-23 IIHF World Championship (Mannheim & Gelsenkirchen, Germany)
- 14-23 2010 Mastercard Memorial Cup (Brandon, MB)
- 24-29 NHL Combine (Toronto, ON)

June

- 18 Last possible day for 2010 Stanley Cup Final
- TBA Deadline for first club-elected salary arbitration (later of June 15 or 48 hours after the conclusion of the Stanley Cup Final, 5:00 p.m. ET)
- TBA 2010 NHL Awards (Las Vegas, Nevada)
- TBA NHL Entry Draft (Location: TBA)

July

- 1 Free Agency period begins
- 5 Deadline for player-elected salary arbitration notification (5:00 p.m. ET)
- 6 Deadline for club-elected salary arbitration notification (5:00 p.m. ET)
- 20-Aug.4 Salary arbitration hearings held

August

- 6 Deadline for salary arbitration decisions to be rendered



HOW TO FIGURE

Assist: An assist is awarded to the player or players (maximum of two) who touched the puck prior to the goal, provided no defender plays or possesses the puck in between.

Game Played: A player receives credit for playing in a game if: i) he steps on the ice during time played or; ii) serves any penalty.

Game-Winning Goal: After the final score has been determined, the goal which leaves the winning Club one goal ahead of its opponent is the game-winning goal (example: if Team A beats Team B 8-3, the player scoring the fourth goal for Team A receives credit for the game-winning goal).

Goal: A goal is awarded to the last player on the scoring Club to touch the puck prior to the puck entering the net.

Goals-Against Average: Multiply goals allowed (GA) by 60 and divide by minutes played (MINS).

Goaltender: A goaltender receives a "W" for a win in regulation, overtime or shootout; an "L" for a loss in regulation; or an "OT" for a loss in overtime or shootout.

Penalty-Killing Pct.: Subtract total number of power-play goals allowed from total number of shorthanded situations to get total number of power-plays killed. Divide the total number of power-plays killed by the total number of shorthanded situations.

Plus-Minus: A player receives a "plus" if he is on the ice when his Club scores an even-strength or shorthand goal. He receives a "minus" if he is on the ice for an even-strength or shorthand goal scored by the opposing Club. The difference in these numbers is considered the player's plus-minus statistic.

Power-Play Goal: A goal scored by a Club while it has a manpower advantage due to an opponent's penalty. Following are some examples of what is and is not considered a power-play goal:

- if a Club has an advantage on a minor penalty starting at 2:02 of the period and it scores at 4:02, the goal is not a power-play goal.
- if a Club scores on a delayed penalty, the goal is not a power-play goal.
- if a Club has an advantage due to a five-minute major or match penalty, that Club is always credited with having one more advantage than the number of power-play goals it scores during that advantage, because the penalty does not expire. A new advantage begins after each power-play goal. For example, if Team A scores three goals during a major penalty, it is credited with four advantages.
- if a Club is on a power-play for any length of time, it is considered to have had an advantage.
- if a minor penalty is incurred by a Club on a power-play due to a major penalty, a new advantage is given to that Club when its minor penalty expires, provided the opponent's major penalty is still in effect.

Power-Play Percentage: Total number of power-play goals divided by total number of power-play opportunities.

Save Percentage: Subtract goals allowed (GA) from shots against (SA) to determine saves. Then divide saves by shots-against.

Shooting Percentage: Divide the number of goals scored by the number of shots taken.

Shorthand Goal: A goal scored by a Club while it is at a manpower disadvantage. The same cases apply for shorthand as for power-play goals, but in the opposite manner.

Shot on Goal: If a player shoots the puck with the intention of scoring and if that shot would have gone in the net had the goaltender not stopped it, the shot is recorded as a "shot on goal".

Shutout: If two goaltenders combine for a shutout, neither receives credit for the shutout. Instead it is recorded as a Club shutout.

Tenths of a Second: If a penalty or goal occurs in the last minute, the time is rounded off to the previous second (ex: if a penalty is called with 12.4 seconds left in a period, the time is indicated as 19:47 and not 19:48.)

Coaches Record: A coach receives a "W" for a win in regulation, overtime or shootout; an "L" for a loss in regulation; or an "OT" for a loss in overtime or shootout.

****Note:** No individual skater/goaltender statistics apply for the shootout.

Abduction: Movement of a joint away from the center of the body.

AC joint (Acromioclavicular joint): joint of the shoulder where acromion process of the shoulder blade and the distal end of the collarbone meet; most shoulder separations occur at this point.

Adduction: Movement of a joint toward the center of the body.

Adhesion: Abnormal adherence of collagen fibers to surrounding structures during immobilization following trauma or as a complication of surgery which restricts normal elasticity of the structures involved; or scar tissue which forms after trauma or surgery which can restrict normal motion.

Aerobic: Exercise in which energy needed is supplied by oxygen inspired and is required for sustained periods of vigorous exercise with a continually high pulse rate.

Anabolic Steroids: Steroids that promote tissue growth by creating protein in an attempt to enhance muscle growth. The main anabolic steroid is testosterone (male sex hormone).

Anaerobic: Exercise without the use of oxygen as an energy source; short bursts of vigorous exercise.

Anterior Cruciate Ligament (ACL): A primary stabilizing ligament within the center of the knee joint that prevents hyperextension and excessive rotation of the joint. A complete tear of the ACL necessitating reconstruction could require up to 12 months of rehabilitation.

Anti Inflammatory: Any agent which prevents inflammation, such as aspirin or ibuprofen.

Arteriogram: A film demonstrating arteries after injection of a dye.

Arthrogram: X ray technique for joints using air and/or dye injected into the affected area; useful in diagnosing meniscus tears of the knee and rotator cuff tears of the shoulder.

Arthroscope: An instrument used to visualize the interior of a joint cavity.

Arthroscopy: A surgical examination of the internal structures of a joint by means of observation through an arthroscope. An arthroscopic procedure can be used to remove or repair damaged tissue or as a diagnostic procedure in order to inspect the extent of any damage or confirm a diagnosis.

Atrophy: To shrivel or shrink from disuse; as in muscular atrophy.

Baker's Cyst: Localized swelling of a bursa sac in the back of the knee as a result of fluid that has escaped from the knee capsule. A Baker's cyst indicates that there is a trauma inside the knee joint that leads to excessive fluid production.

Bone Scan: An imaging procedure in which a radioactive labeled substance is injected into the body to determine the status of a bone injury. If the radioactive substance is taken up by the bone at the injury site, the injury will show as a 'hot spot' on the scan image. The bone scan is particularly useful in the diagnosis of stress fractures.

Bursa: A fluid filled sac located in areas where friction is likely to occur. The bursa sac minimizes the friction, for example, between a tendon and bone.

Cartilage: Smooth, slippery substance preventing two ends of bones from rubbing together and grating. Most joints use this to cover bones next to each other. A meniscus is made of cartilage.

CAT Scan (Computerized Tomography): Use of a computer to produce a cross-sectional view of the anatomical part being investigated from x ray data.

Chondromalacia: Roughening of the articular cartilage. Best known for the roughening of the underside of the kneecap, which can occur in any kneecap injury.

Clavicle: Collarbone; the bone connecting the breastbone with the shoulder blade.

Closed Reduction: Re-alignment of a fracture or dislocation without surgery.

Coccyx: The 'tailbone,' a group of four vertebrae that are fused together to form a small triangular bone, located at the terminal end of the spine.

Concussion: Jarring injury of the brain resulting in dysfunction. It can be graded as mild, moderate or severe, depending on loss of consciousness, amnesia and loss of equilibrium.

Contusion: An injury to a muscle and tissues caused by a blow from a blunt object.

Corticosteroids: Used to suppress joint inflammation and inflammation in a bursa or near tendons.

Cryotherapy: A treatment with the use of cold.

Cyst: Abnormal sac containing liquid or semi solid matter.

Degenerative Joint Disease: Changes in the joint surfaces as a result of repetitive trauma and 'wear and tear'.

Deltoid Ligament: Ligament that connects the tibia to bones of the medial aspect of the foot and is primarily responsible for stability of the ankle on the medial side. Is sprained less frequently than other ankle ligaments.

Deltoid Muscle: Muscles at the top of the arm, just below the shoulder, responsible for shoulder motions in the front, side and back.

Disc, Intervertebral: A flat, rounded plate between each vertebrae of the spine. The disc consists of a thick fiber ring which surrounds a soft gel like interior. It functions as a cushion and shock absorber for the spinal column.

Dislocation: Complete displacement of joint surfaces.

Electromyogram (EMG): Test to determine nerve function.

Epicondylitis: Inflammation of tendons at the elbow due to overuse. Common in tennis players (outer part of elbow) and golfers (inner part of elbow)

Etiology: Study of the cause of injury and disease.

Extension: Action of straightening of a joint as achieved by an extensor muscle.

Fascia: A connective tissue sheath consisting of fibrous tissue and fat which unites the skin to the underlying tissue.

Fat Percentage: The amount of body weight that is adipose, fat tissue. Fat percentage can be calculated by underwater weighing, measuring select skinfold thickness or by analyzing electrical impedance.

Femur: Thighbone; longest bone in the body.

Fibula: Smaller of the two bones in the lower leg; runs from the knee to the ankle along the outside of the lower leg.

Flexibility: The ability of muscle to relax and yield to stretch forces.

Fracture: Breach in continuity of a bone. Types of fractures include simple, compound, comminuted, greenstick, incomplete, impacted, longitudinal, oblique, open, stress or transverse.

Glenohumeral: The shoulder girdle; consists of the glenoid capsule, head of the humerus and labrum.

Glenoid: Cavity of the scapula into which the head of the humerus fits to form the shoulder girdle.

Glenoid Labrum: A rim of fibrocartilaginous tissue attached around the margin of the glenoid fossa.

Grade One Injury: A mild injury in which ligament, tendon or other musculoskeletal tissue may have been stretched, but not torn or otherwise disrupted.

Grade Two Injury: A moderate injury in which musculoskeletal tissue has been partially, but not totally torn, causing appreciable limitation in function of the injured tissue.

Grade Three Injury: A severe injury in which tissue loss has been significant, and in many cases, totally torn or otherwise disrupted, causing a virtual loss of function.

Groin: Junction of the thigh and abdomen, location of muscles that rotate, flex and adduct the hip.

Hammer Toe: Condition when the first digit of a toe is at a different angle than the remaining digits of the same toe.

Hamstring: Category of muscle that runs from the buttocks to the knee along the back of the thigh. It functions to flex the knee and is often times injured as a result of improper conditioning or lack of muscle flexibility.

Hemarthrosis: Accumulation of blood within a joint as a result of an acute injury.

Hematoma: Mass produced by an accumulation of coagulated blood in a cavity or in soft tissues.

High Ankle Sprain: Disruption of thick connective tissue between the tibia and fibula above the ankle joint.

Hip Pointer: Contusion to the iliac crest.

Hydrotherapy: Treatment using water.

Hyperextension: Extreme extension of a limb or body part.

Ice and Stimulation: Use of ice to reduce inflammation and muscle stimulation by surface electrodes to maintain muscle strength used in rehabilitation of injury.

Iliotibial Band: A thick, wide fascial layer that runs from the iliac crest to the knee joint on the outside of the thigh.

Inflammation: The body's natural response to injury in which the injury site might display various degrees of pain, swelling, heat, redness and/or loss of function.

Isometric Contraction: Muscular contraction in which tension is developed but no mechanical work is done.

Labrum (Labrum Glenoidale): The cartilage of the glenoid cavity in the shoulder. A lip edged or lip like structure.

Lateral Collateral Ligament (LCL): Ligament of the knee along the outer aspect that connects the femur to the fibula. It provides lateral stability to the joint.

Ligament: Band of fibrous tissue that connects bone to bone or bone to cartilage and supports and strengthens joints.

Magnetic Resonance Imaging (MRI): Imaging procedure in which a radio frequency pulse causes certain electrical elements of the injured tissue to react to this pulse and through this process a computer display and permanent film establish a visual image. MRI does not require radiation and is very useful in the diagnosis of soft tissue, disc and meniscus injuries.

Mandible: Jaw bone

Medial Collateral Ligament (MCL): Ligament of knee along the inner aspect that connects the femur to the tibia.

Meniscus: Crescent-shaped cartilage, usually pertaining to the knee joint; also known as cartilage. There are two menisci in the knee - medial and lateral. These work to absorb weight within the knee and provide stability.

Metacarpals: Five long bones of the hand, joining the fingers to the wrist.

Metatarsals: Five long bones of the foot, running from the ankle to the toes.

Myositis: Inflammation of a muscle.

- Open Reduction:** Re-alignment of a fracture or dislocation with surgery.
- Orthotic:** Any device applied to or around the body of physical impairment of disability. Commonly used to control foot mechanics.
- Osteochondritis Desiccans:** A piece of bone and/or cartilage loosened from its attachment after trauma and a cause of a lesion.
- Osteomyelitis:** An inflammatory disease of bone caused usually by infection with streptococcus or staphylococcus bacteria.
- Patella:** The kneecap. The patella functions to protect the distal end of the femur as well as increase the mechanical advantage and force generating capacities of the quadriceps muscle group.
- Plantar Fasciitis:** Inflammation of the plantar (a thick tissue on the bottom of the foot which helps create the arch) fascia; associated with overuse or acute foot injury.
- Posterior Cruciate Ligament (PCL):** A primary stabilizing ligament of the knee that provides significant stability and prevents displacement of the tibia backward within the knee joint. A complete tear of this ligament necessitating reconstruction could require up to 12 months of rehabilitation.
- Quadricep Muscles:** A group of four muscles of the front thigh that run from the hip and form a common tendon at the patella; they are responsible for knee extension.
- Radius:** Bone in the forearm from elbow to the thumb side of the wrist.
- Reconstruction:** Surgical rebuilding of a joint using natural, artificial or transplanted materials.
- Rotator Cuff:** Comprised of four muscles in the shoulder area that can be irritated by overuse. The muscles are the supraspinatus (most commonly injured), infraspinatus, teres minor and subscapularis.
- Sacroiliac:** Junction of the sacrum, the lower back bone, with the pelvis.
- Sacrum:** Group of five fused vertebrae located just below the lumbar vertebrae of the lower back, which form part of the pelvis.
- Scapula:** Shoulder blade.
- Sciatica:** Irritation of the sciatic nerve resulting in pain or tingling running down the inside of the leg.
- Sciatic Nerve:** Major nerve that carries impulses for muscular action and sensations between the low back and thigh and lower leg; it is the longest nerve in the body.
- Shin Splint:** A catch all syndrome describing pain in the shin that is not a fracture or tumor and cannot be defined otherwise.
- Spleen:** Large, solid organ responsible for the normal production and destruction of blood cells located under the left rib cage.
- Spondylosis:** Abnormal vertebral fixation or immobility, or a general term for arthritis of the spine.
- Sprain:** Injury resulting from the stretching or twisting of the joint and causes various degrees of stretching or tearing of a ligament or other soft tissue at the joint.
- Strain:** Injury resulting from a pulling or torsion to the muscle or tendon that causes various degrees of stretching or tearing to the muscle or tendon tissue.
- Stress Fracture:** A hair line type of break in a bone. Caused by overuse.
- Subluxation:** Partial dislocation of a joint. The term usually implies that the joint can return to a normal position without formal reduction.
- Synovial Fluid:** Lubricating fluid for joints and tendons, produced in synovium, or the inner lining of a joint.
- Synovitis:** Inflammation of the synovial lining of a joint.
- Talus:** The ankle bone that articulates with the tibia and fibula to form the ankle joint.
- Tarsals:** Group of seven bones of the foot consisting of the calcaneal, talus, cuboid and three cuneiform bones.
- Tendinitis:** Inflammation of the tendon and/or tendon sheath, caused by chronic overuse or sudden injury.
- Tendon:** Tissue that connects muscle to bone.
- Tenosynovitis:** Swelling or inflammation of a tendon sheath caused by calcium deposits, repeated strain or trauma.
- Tibia:** Shin bone; larger of the two bones of the lower leg and is the weight bearing bone of the shin.
- Transcutaneous Electrical Nerve Stimulator (TENS):** An electrical modality that sends a mild current through pads at the injury site which stimulates the brain to release the natural analgesic endorphin.
- Transverse Process:** Small lateral projection off the right and left side of each vertebrae that functions as an attachment site for muscles and ligaments of the spine.
- Triceps:** Muscle of the back of the upper arm, primarily responsible for extending the elbow.
- Ulna:** Inner bone of the forearm that runs from the tip of the elbow to the little finger side of the wrist.
- Ulnar Nerve:** Nerve in the elbow commonly irritated from excessive throwing.
- Ultrasound:** An electrical modality that transmits a sound wave through an applicator into the skin to the soft tissue in order to heat the local area for relaxing the injured tissue and/or disperse edema...Also a type of imaging study for certain body areas.
- "Wind Knocked Out":** Syndrome describing a contraction of the abdominal nerve trunk, the solar plexus, as a result of an abdominal contusion.