

WASHINGTON
CAPITALS

2021 PLAYOFF *** MEDIA GUIDE

CARLSON

BACKSTROM

OVECHKIN



Table of Contents & Playoff Schedule

INTRODUCTION

Table of Contents.....	1
Media Information.....	2-3

OWNERSHIP & FRONT OFFICE

Ted Leonsis.....	4
Dick Patrick.....	5
Monumental Sports & Entertainment.....	6-7
Brian MacLellan.....	8
Hockey Operations.....	9
Peter Laviolette.....	10
Assistant Coaches.....	11-12
Hockey Operations.....	13

PLAYERS

Roster.....	14
Anderson.....	15
Backstrom.....	16
Carlson.....	20
Chara.....	22
Dillon.....	24
Dowd.....	25
Eller.....	26
Hagelin.....	27
Hathaway.....	28
Jensen.....	29
Kempny.....	30
Kuznetsov.....	31
Mantha.....	32
Orlov.....	33
Oshie.....	34
Ovechkin.....	36
Raffl.....	39
Samsonov.....	40
Schultz.....	41
Sheary.....	42
Sprong.....	43
Vanecek.....	44
van Riemsdyk.....	45
Wilson.....	46
Extras.....	47-53

2020-21 YEAR-IN-REVIEW

2020-21 Standings.....	54
2020-21 Capitals Notes.....	55-61
2020-21 Season Timeline.....	62-63
Individual Statistics.....	64
Game-by-Game Results/Goals & Shots.....	65-67
Home and Road Statistics.....	68
Situational Statistics.....	69-71
Highs, Lows and Streaks.....	72
Shootouts and Penalty Shots.....	73
Individual Game-by-Game Statistics.....	74-78
Goals and Shots by Period.....	79
Injuries, Illnesses & Transactions.....	80

OPPONENTS

Series History and 2020-21 Reviews.....	82-100
---	--------

PLAYOFF HISTORY

Year-by-Year Results.....	101
All-Time Playoff Scoring.....	102-103
Career Leaders and All-Time Goaltending.....	103-104
Overtime.....	105
Hat Tricks and Penalty Shots.....	106
Game-by-Game Results.....	107-113
Year-by-Year Statistics.....	114-118
Record Book.....	119-121
2018 Stanley Cup Timeline.....	122-125

2021 MassMutual EAST FIRST ROUND

DATE	TIME (ET)	Washington vs. Boston
Sat., May 15	7:15 p.m.	Boston at Washington
Mon., May 17	7:30 p.m.	Boston at Washington
Wed., May 19	6:30 p.m.	Washington at Boston
Fri., May 21	6:30 p.m.	Washington at Boston
*Sun., May 23	TBD	Boston at Washington
*Tues., May 25	TBD	Washington at Boston
*Thurs., May 27	TBD	Boston at Washington

DATE	TIME (ET)	Pittsburgh vs. NY Islanders
Sun., May 16	12 p.m.	NY Islanders at Pittsburgh
Tues., May 18	7:30 p.m.	NY Islanders at Pittsburgh
Thurs., May 20	7 p.m.	Pittsburgh at NY Islanders
Sat., May 22	3 p.m.	Pittsburgh at NY Islanders
*Mon., May 24	TBD	NY Islanders at Pittsburgh
*Wed., May 26	TBD	Pittsburgh at NY Islanders
*Fri., May 28	TBD	NY Islanders at Pittsburgh

2021 Discover CENTRAL FIRST ROUND

DATE	TIME (ET)	Carolina vs. Nashville
Mon., May 17	8 p.m.	Nashville at Carolina
Wed., May 19	8 p.m.	Nashville at Carolina
Fri., May 21	7 p.m.	Carolina at Nashville
Sun., May 23	TBD	Carolina at Nashville
*Tues., May 25	TBD	Nashville at Carolina
*Thurs., May 27	TBD	Carolina at Nashville
*Sat., May 29	TBD	Nashville at Carolina

DATE	TIME (ET)	Florida vs. Tampa Bay
Sun., May 16	7:30 p.m.	Tampa Bay at Florida
Tues., May 18	8 p.m.	Tampa Bay at Florida
Thurs., May 20	6:30 p.m.	Florida at Tampa Bay
Sat., May 22	12:30 p.m.	Florida at Tampa Bay
*Mon., May 24	TBD	Tampa Bay at Florida
*Wed., May 26	TBD	Florida at Tampa Bay
*Fri., May 28	TBD	Tampa Bay at Florida

*If Necessary

2021 Scotia NORTH FIRST ROUND

DATE	TIME (ET)	Toronto vs. Montreal
Thurs., May 20	7:30 p.m.	Montreal at Toronto
Sat., May 22	7 p.m.	Montreal at Toronto
Mon., May 24	TBD	Toronto at Montreal
Tues., May 25	TBD	Toronto at Montreal
*Thurs., May 27	TBD	Montreal at Toronto
*Sat., May 29	TBD	Toronto at Montreal
*Mon., May 31	TBD	Montreal at Toronto

DATE	TIME (ET)	Edmonton vs. Winnipeg
Wed., May 19	9 p.m.	Winnipeg at Edmonton
Fri., May 21	9 p.m.	Winnipeg at Edmonton
Sun., May 23	TBD	Edmonton at Winnipeg
Mon., May 24	TBD	Edmonton at Winnipeg
*Wed., May 26	TBD	Winnipeg at Edmonton
*Fri., May 28	TBD	Edmonton at Winnipeg
*Sun., May 30	TBD	Winnipeg at Edmonton

2021 Honda WEST FIRST ROUND

DATE	TIME (ET)	Colorado vs. St. Louis
Mon., May 17	10 p.m.	St. Louis at Colorado
Wed., May 19	10:30 p.m.	St. Louis at Colorado
Fri., May 21	9:30 p.m.	Colorado at St. Louis
Sun., May 23	TBD	Colorado at St. Louis
*Tues., May 25	TBD	St. Louis at Colorado
*Thurs., May 27	TBD	Colorado at St. Louis
*Sat., May 29	TBD	St. Louis at Colorado

DATE	TIME (ET)	Vegas vs. Minnesota
Sun., May 16	3 p.m.	Minnesota at Vegas
Tues., May 18	10 p.m.	Minnesota at Vegas
Thurs., May 20	9:30 p.m.	Vegas at Minnesota
Sat., May 22	8 p.m.	Vegas at Minnesota
*Mon., May 24	TBD	Minnesota at Vegas
*Wed., May 26	TBD	Vegas at Minnesota
*Fri., May 28	TBD	Minnesota at Vegas

2021 WASHINGTON CAPITALS PLAYOFF GUIDE

Written, edited and designed by the Washington Capitals media relations staff:
Tommy Chalk and Chase Pyke

Special Thanks: Mike Vogel, Ben Raby

Cover Design: Michelle Kim

Photography: Patrick McDermott, NHL Images/Getty Images Staff, Bruce Bennett, Rafael Suanes, Mitchell Layton, Greg Fiume, Washington Capitals Archives

Washington Capitals

MedStar Capitals Iceplex
627 N. Glebe Rd., Suite 850
Arlington, VA 22203
202.266.2200
Fax: 202.266.2360
WashingtonCaps.com



Media Information




SERGEY KOCHAROV
Vice President of Communications
Office: 202.266.2356
Cell: 703.405.0984
skocharov@washcaps.com
Twitter - @SergeyKocharov



MEGAN EICHENBERG
Senior Manager of Communications & Publicity
Office: 202.266.2310
Cell: 540.903.1627
meichenberg@washcaps.com
Twitter - @MegEic



TOMMY CHALK
Manager of Media Relations & Content
Office: 202.266.2357
Cell: 240.446.2578
tchalk@washcaps.com
Twitter - @Tommy_Chalk



CHASE PYKE
Assistant Manager of Media Relations
Office: 202.266.2299
Cell: 301.865.6504
cpyke@washcaps.com
Twitter - @chasepyke

PRACTICE SCHEDULE

WashingtonCaps.com under "Schedule"

Updates provided on Caps Today and twitter.com/CapitalsPR

The Washington Capitals media relations staff works to provide information about the team and access to players, coaches and management in a timely manner for members of the media. Due to social distancing and reduced capacity regulations set forth by the National Hockey League, Arlington County and District of Columbia, media access to Washington Capitals games and practices will be extremely limited during the 2020-21 season.

HEALTH GUIDELINES/PROTOCOLS FOR COVERING PRACTICES AND GAMES

Each media member and credential holder agrees not to attend the applicable practice or game if any one or more of the following is true on such day:

- Within the prior 14 days, the holder has (or any person with whom the holder has had close contact has) tested positive for, or been exposed to someone who tested positive for, COVID-19
- Within the prior 48 hours, the holder has (or any person with whom the holder has had close contact has) experienced symptoms of COVID-19 (e.g. fever of 100.4 F or higher, cough, shortness of breath or difficulty breathing, chills, repeating shaking, muscle pain/achiness, headache, sore throat, loss of taste or smell, nasal congestion, runny nose, vomiting, diarrhea, fatigue or any other symptoms associated with COVID-19 identified by the Centers for Disease Control and Prevention)
- Within the prior 14 days, the holder has (or any person with whom the holder has had close contact has) travelled to a state or international territory identified by federal or applicable local governments as being subject to travel or quarantine advisories due to COVID-19

Face coverings are required to be worn at all times inside Capital One Arena and MedStar Capitals Iceplex; masks must be worn so that the mask covers one's mouth and nose at the same time

Approved facial coverings:

- Non-medical disposable face masks (Capital One Arena and MedStar Capitals Iceplex will have these masks available at check-in - one per person)
- Cloth face masks
- Face shields are approved but a mask must also be worn

None-approved face coverings:

- Masks with exhalation valves or vents
- Masks that do not fit properly, do not cover both the nose and mouth or are made from ineffective materials (loosely woven fabrics, single layer, leather)
- Neck Gaiters

PRACTICE SESSIONS AT MEDSTAR CAPITALS ICEPLEX

Practice Coverage

Media members interested in attending a practice should direct their request to Chase Pyke in the Capitals media relations department (cpyke@washcaps.com) at least 24 hours in advance of practice. No exceptions. Due to NHL safety procedures and media guidelines, a limited number of media will be approved to cover each practice day. The Capitals will be able to accommodate 12 media members and three television videographers or still photographers each day. Priority will be granted to the Capitals beat reporters, local television affiliates and rightsholders.

Media Entrance

Media must check in at the public MedStar Capitals Iceplex entrance. Once check in is complete, media is asked to take the stairs to the 9th floor to access the media workspace, which is located on the balcony overlooking the Capitals rink.

MISCELLANEOUS NUMBERS

Media Relations Fax: 202.266.2360
Capital One Arena Press Room: 202.628.3200 x7500
Capital One Arena Press Box: 202.628.3200 x7600
Capital One Arena Press Room Fax: 202.661.5011

Media Arrival

Media must arrive 10-15 minutes before the scheduled start of practice to complete the check-in process. Media are advised to park on the eighth floor atop the parking garage adjoining the Ballston Quarter.

Media Workspace

The media workspace is located on the balcony overlooking the Capitals rink. Media must use one of 15 designated workstations and are required to watch practice from their selected workstation. Media may not leave the balcony area and must always maintain six feet of social distance. Media are encouraged to charge their devices before arriving, as access to power outlets will be limited.

Post-Practice Media Availability via Zoom

Head coach Peter Laviolette and select players will be available to the media on Zoom following practice. Links to video conferences will be emailed to both on-site and remote media by the Capitals media relations department.

Departure

Media must depart MedStar Capitals Iceplex shortly after the final player media availability.

GAME DAY INFORMATION AT CAPITAL ONE ARENA

Media Entrance

The new media entrance is located at Stairwell 4 on 7th and G Street in the Gallery Place alley next to Clyde's and will open two hours and 30 minutes before faceoff.

Media Parking

Parking will not be available at Capital One Arena this season. There will be parking available at Gallery Place (732 6th St NW) for \$15.95 all day with direct access to Capital One Arena from the garage through Gallery Place. There are also numerous lots within walking distance of Capital One Arena, and the arena is adjacent to the Gallery Place/Chinatown Metro Station. Gallery Place can be reached on the Red, Yellow and Green lines. It is also one stop away from Metro Center, which provides service to the Blue and Orange lines.

2020-21 Bag Policy

Capital One Arena has made updates to their bag policies for the 2020-21 season, using X-ray machines to screen bags in place of visual bag checks (bag searches) to allow for proper social and physical distancing. Until the proper X-ray machines arrive at Capital One Arena, there will be magnetometers at all entry locations and will observe a clear bag policy to allow for a safe, contactless bag check from a proper distance:

- One bag per person, clear bags only, size limit 14" x 14" x 6"
- Please limit what you bring into the facility and consider leaving items in your car
- Security staff assigned to conduct bag searches will be wearing proper PPE including face masks, face shields and gloves
- Disposable filters will not be provided for your small items (phones/keys/etc.) in the search process

Media Workspace

The new media workspace is located on the 200 level. Media will be assigned an individual workstation in sections 211-219, located on the penalty box side of the ice. Media can access the media workspace via stairwell 4, located directly next to the media check-in table, and walk the 200-level concourse to their assigned section. If you do not have an assigned seat, please check with a member of the media relations staff.

Press Work Area

There will not be a media work room/dining area this season; your assigned seat will serve as your workspace and dining location. A packaged meal will be provided at your workstation free of charge. Media are not permitted to move freely throughout Capital One Arena during their stay, restrooms will be accessed from the 200-level concourse. All gameday materials will be provided digitally (e.g. game notes, NHL Stats, lineups, etc.). Game sheets will be available on NHL.com and Media.NHL.com. Media members are advised to bring headphones for Zoom availabilities while working at Capital One Arena. Media members will be able to remain at their workstations for two hours following the conclusion of the game before exiting the arena.

Media Information

Photography

All credentialed photographers/videographers will also be assigned to a workstation in sections 211-219. There will not be a photographer's work room at Capital One Arena; your assigned workstation will serve as your workspace. All photo positions will be assigned prior to the game by team photographer Patrick McDermott (patrick@patrickmcdermott.com). Daily print and wire services receive priority for the prime positions. Freelance photographers will not receive credentials; all photographers must be on assignment.

Dress Code

The Capitals request members of the media covering our games and practices to dress in an appropriate and professional manner that reflects their respect for their colleagues, the teams and the players they are covering. In that regard, clothing should be appropriate for a business casual work environment. Flip-flops and shorts are not permitted. We ask all members of the media to respect these guidelines. The Capitals will consider appropriate actions in those cases in which the guidelines are violated.

Video/Photography

All outlets are prohibited by the National Hockey League from shooting game footage of any Capitals game being played at Capital One Arena. Television and online outlets are welcome to shoot Capitals practices, but are restricted to broadcasting five minutes of on-ice video content from any one practice. There is no limit to the length of interviews that local television outlets may broadcast. Please note that all media members (except for rightsholders and local television affiliates) are prohibited from shooting video or still photography of post-game player interviews in the Capitals locker room.

CREDENTIALS AND MEDIA SERVICES

Media Credentials

The Washington Capitals will not be issuing season credentials for the 2020-21 season; any media member who wishes to attend a Capitals game must request a single-game credential at least 48 hours prior to game day. Single-game credentials will be issued on an extremely limited basis in order to maintain the highest level of safety for media, fans, team personnel and arena staff. Media members requesting single-game credentials should email assistant manager of media relations Chase Pyke (cpyke@washcaps.com).

Approved media members who have requested access for a particular game will be notified with a confirmation at least 24 hours prior to game time; if you do not receive confirmation, your request has not been approved. Upon arrival at Capital One Arena, your name will be cross-referenced with the approved media list/seating chart to allow entry into the building.

Non-North American media outlets are required to request media credentials through the National Hockey League by contacting David Keon at dkeon@nhl.com.

Capitals' media credentials are issued to print, television, radio and online media outlets that adhere to professional standards, regularly produce quality content and have a demonstrated audience. The final decision on all applications for media credentials rests with the Capitals media relations staff; we reserve the right to revoke media credentials at any time.

Player Game Day Media Availability

Select Capitals players will be available following the morning skate (if applicable) at approximately 11 a.m. via Zoom. Media should check with the Capitals communication department to verify media availability schedules for the visiting team and/or if they have specific requests.

Select Capitals players will be available postgame via Zoom. The Zoom links for each session will be sent out in Caps Today the morning of the game. All Capitals media availabilities will be recorded and shared by the Capitals communication staff and will be posted on the NHL's password-protected media site at <https://media.nhl.com/media-availabilities>.

Head coach Peter Laviolette will be available following the morning skate (if applicable) at approximately 11:30 a.m. and following the postgame player availability via Zoom.

News Releases

Accredited members of the media who would like to receive Capitals news releases via e-mail should contact a member of the media relations staff with an e-mail address. Among our releases is "Caps Today," sent daily during the season, which includes an updated practice schedule, recent transactions and the top storyline of the day.

Twitter and Instagram

Media can follow @CapitalsPR on Twitter for Capitals news, notes, media appearances and practice times. Capitals PR is also on Instagram at @CapitalsPR. The team also maintains a general Twitter and Instagram feed at @Capitals.

NHLMedia.com

The NHL's password-protected media site includes statistics, press releases, game notes, credential applications and pdf files of every team's media guide. To access the site, visit <http://media.nhl.com>

DIRECTIONS TO CAPITAL ONE ARENA

From National Airport – Take I-395 North to 12th Street exit (stay left) ... right onto Constitution Avenue, NW ... left onto 6th Street, NW

From BWI Airport – Take Baltimore/Washington Pkwy. (I-295 South) to US Rt. 50 ... US Rt. 50 West toward Washington (New York Avenue, NE) ... left on 6th Street, NW

From Dulles Airport – Take Dulles Toll Road (Rt. 267 East) to I-66 East (becomes Constitution Avenue, NW) ... left on 6th Street, NW

From Metrorail – Capital One Arena is located at the Gallery Place/Chinatown stop on the Red, Yellow and Green lines and just blocks from Metro Center on the Orange, Blue and Silver lines

DIRECTIONS TO MEDSTAR CAPITALS ICEPLEX

From Washington, D.C. – Take Constitution Ave. west, toward the Lincoln Memorial ... take I-66 West ... take exit 71/Glebe Rd. and take a left on to Glebe Rd. ... pass Wilson Blvd. and the rink is on the eighth level of the parking garage attached to Ballston Quarter.

From National Airport – Take George Washington Parkway North toward Arlington ... take I-66 West ... take exit 71/Glebe Rd. and take a left on to Glebe Rd. ... pass Wilson Blvd. and the rink is on the eighth level of the parking garage attached to Ballston Quarter.

From Dulles Airport – Dulles Toll Road (Rt. 267 East) to I-66 ... take I-66 East ... take exit 71/Glebe Rd. and take a right on to Glebe Rd. ... pass Wilson Blvd. and the rink is on the eighth level of the parking garage attached to Ballston Quarter.

From BWI Airport – Take I-195 West to I-95 ... take I-95 South to the Capital Beltway (I-495) ... take I-495 West into Virginia ... take George Washington Parkway South ... take I-66 West ... take exit 71/Glebe Rd. and take a left on to Glebe Rd. ... pass Wilson Blvd. and the rink is on the eighth level of the parking garage attached to Ballston Quarter.

From Metrorail – MedStar Capitals Iceplex is located two blocks from the Ballston stop on the Orange and Silver line ... Follow Stuart Street to Ballston Quarter and take the parking garage elevators to the eighth level.





Ted Leonsis

Founder, Chairman, Principal Partner and Chief Executive Officer Monumental Sports & Entertainment

Ted Leonsis is founder, chairman, principal owner and chief executive officer of Monumental Sports & Entertainment (MSE), one of the largest integrated sports and entertainment companies in the country with one of the most diverse partnership groups in all of sports. MSE owns and operates the NHL's 2018 Stanley Cup Champion Washington Capitals, the 2019 WNBA Champion Washington Mystics, the NBA's Washington Wizards, the NBA G League's Capital City Go-Go, the NBA 2K League's Wizards District Gaming (NBA 2K) and Capital One Arena in downtown Washington, DC. The partnership operates MedStar Capitals Iceplex, the Washington Capitals' training facility and front office headquarters, and George Mason University's EagleBank Arena. MSE is also co-owner of aXiomatic, which has controlling interest in global esports franchise Team Liquid. Mr. Leonsis is co-executive chairman of aXiomatic.

The company also owns Monumental Sports Network, a first-of-its-kind regional sports network for digital, mobile and over-the-top platforms that allows users to access content whenever and wherever they want.

MSE and NBC Sports Washington, part of the NBC Sports Group, have developed an advanced media partnership that includes NBCSW's exclusive media rights to the Capitals and Wizards, and saw MSE become an equity partner in NBCSW. NBC Sports Group has also invested in Monumental Sports Network, creating a cross-equity leadership structure.

As part of a joint venture with the DC Mayor's Office and Events DC, MSE unveiled a brand-new sports and entertainment facility in Southeast DC on the St. Elizabeths East campus, which opened in the Fall of 2018. The new venue and basketball facility includes a practice court for the Wizards and serves as the Mystics and Go-Go home court. The arena is part of the St. Elizabeths East Campus redevelopment and is expected to generate significant expansion of arts, cultural, entertainment and civic programming. This project is designed to be a catalyst for new opportunities in Ward 8 and citywide and create a destination for residents and visitors.

Mr. Leonsis serves on the Board of Governors for the NBA and NHL as well as on the Executive Committee of the NHL. He is also chairman of the NBA Media Committee.

Revolution and Venture Capital Investor

Mr. Leonsis is a co-founder and partner at Revolution Growth, which invests speed-up capital in businesses outside of Silicon Valley that are leveraging technology and new models to disrupt existing, multi-billion dollar industries. The firm makes a select group of investments each year, typically investing \$25-50 million per deal, and invests in some of the economy's largest sectors including sports, media, entertainment and education technologies, transportation, energy, financial services, food and government services. Investments include companies such as Sportradar USA, DraftKings, Bedrock Manufacturing (parent company of Shinola and Filson), Resonate, Otoro, CustomInk, Cava and sweetgreen. He also serves on the boards of several public companies, American Express and Groupm.

He also has made early stage investments and owned equity in numerous companies, including AOL, Google, Revolution Money, AddThis, Preview Travel (Travelocity), Inside.com, MobilePosse, ObjectVideo, Vox Media, Zedge, iVillage, Proxicom, Cricket Media, MediaBank, Two Harbors, Algentis, Social Radar and Forbes' Travel Guide.

Filmmaker and Digital Entrepreneur

Mr. Leonsis created and produced the award-winning film "Nanking." The film premiered at the 2007 Sundance Film Festival and was awarded the Documentary Editors Award. The film went on to win a Peabody Award and an Emmy Award. The film was distributed theatrically, appeared on HBO and is one of the most viewed documentaries of all time because of its wide distribution in theater and on television throughout China. Mr. Leonsis also produced the documentary film "Kicking It," which premiered at the 2008 Sundance Film Festival and aired on ESPN. He then produced "A Fighting Chance," which aired on ESPN in 2010. In 2013 he produced "Lost for Life," a documentary that explores juvenile offenders who have been sentenced to life without parole. "Lost for Life" was broadcast in 58 countries in 2014 and garnered both critical acclaim and ratings success. Most recently he produced the documentary "We the People: The Market Basket Effect," which aired on Pivot and iTunes and was released theatrically.

Mr. Leonsis is also executive producer of the documentary film, "Willie," along with MSE partners Sheila Johnson and Earl Stafford. "Willie" is the story of Willie O'Ree, who in 1958 became the first black player in the National Hockey League.

Mr. Leonsis is founder and chairman of ViewLift, a full-service content distribution platform for the web, OTT and mobile, which empowers media companies, sports leagues and teams, education providers and others to monetize their content through native branded apps on every major digital device. ViewLift offers a complete end-to-end solution for creating, launching and monetizing video applications across 28 device platforms, including mobile, over-the-top, connected TV and game consoles. Mr. Leonsis also is the founder, chairman and largest shareholder in SnagFilms, which has more than 5,000 movies, TV show episodes, documentaries and original comedy shorts in its free, online digital library.

Philanthropy

Through the Leonsis Foundation, his sports teams, the Monumental Sports & Entertainment Foundation, SnagFilms and his family's personal giving, Mr. Leonsis supports hundreds of charities each year. In 2015 Mr. Leonsis was named chairman of the board of DC-CAP (District of Columbia College Access Program), which is dedicated to encouraging and enabling DC public high school students to enroll in and graduate

from college.

Other highlighted charities and causes include Best Buddies, DC Central Kitchen, Georgetown Entrepreneurship Initiative, The Georgetown Venture Lab and annual Bark Tank competition in partnership with the McDonough School of Business, See Forever Foundation, Venture Philanthropy Partners, Street Soccer USA, YouthAIDS, GlobalGiving.org, College Success Foundation - District of Columbia, Potomac School, Georgetown University, Children's Hospital, Potomac Valley Amateur Hockey Association, Salvation Army Angle Tree, Alliance for Lupus Research, Serve DC, Fort Dupont Ice Arena and Ice Hockey Club, USO of Metropolitan Washington, Capital Area Food Bank, Flashes of Hope, Inova Health System Foundation, UNICEF, obesity prevention and numerous local schools and cancer research and awareness programs.

As the former vice chairman of Washington 2024, Mr. Leonsis assumed a leading role in guiding the region's bid for the 2024 Summer Olympic and Paralympic Games. In June 2014, the United States Olympic Committee identified Washington and three other cities as potential locations.

Mr. Leonsis also co-founded and chairs the Greater Washington Partnership, which played a critical role in organizing the region's bid process for Amazon's HQ2. The bid was successful, which was built on cooperation between Washington, Maryland and Virginia, and offers a great blueprint for tackling economic challenges for everything from housing to transportation to workforce development. Thanks to a \$1.5 million gift from the Leonsis family, the legacy of Georgetown entrepreneurship continues with the launch of the Georgetown Venture Lab. The lab provides a collaborative space for the university and its network of alumni entrepreneurs to catalyze startups and initiatives. The Georgetown Venture Lab extends the Leonsis family's leadership role in supporting the university's entrepreneurial community. In 2016, they launched the Leonsis Family Entrepreneurship Prize to honor and financially assist students and recent alumni who kickstart social impact ventures and initiatives.

AOL

During his 14-year career at AOL, Mr. Leonsis served as president of America Online Services Company, president of AOL Studios, president of AOL Web Properties, vice chairman and president of AOL Core Services, vice chairman and president of AOL Audience Business and vice chairman emeritus. The company recorded its greatest levels of innovation and growth under his leadership, and in May 2010 AOL named a central office tower The Leonsis Creative Center in his honor. Mr. Leonsis retired from active management of AOL in 2006.

Author

Mr. Leonsis has authored numerous books, including "Blue Magic: The People, Power and Politics Behind the IBM PC" and "The Business of Happiness: 6 Secrets to Extraordinary Success in Work and Life."

Leonsis Facts

- Blogs regularly at Ted's Take (TedsTake.com)
- Previously served a 12-year term on the board of directors at Georgetown University
- Coined term "filmanthropy" to signify films that shine a light on important topics and activate charitable giving (2006)
- Created a 101-item life-list following an early 1980s reckoning and has checked off 83 of the 101 things to do
- Founded the first new media company: Redgate Communications in 1986
- Coined the phrase "New Rules - New Media" in 1987
- Co-invented successful board game "Only in New York" (1983)
- Founded six personal computer magazines between 1981 and 1988
- Served as mayor of Orchid, Fla. (1990-94)

Awards and Honors

- Emmy Award
- Peabody Award
- Sports Business Journal 50 Most Influential People in Sports Business
- Washington Business Man of the Year
- Washington CEO of the Year
- Washingtonian of the Year
- Georgetown University John Carroll Award
- United States Sports Academy Theodore Roosevelt Meritorious Achievement Award
- Greater Washington Urban League Unsung Philanthropist Award
- TAPS Engaged Philanthropist Award
- Tech Council of Maryland Lifetime Achievement Award
- Northern Virginia Technology Council Hall of Fame Award
- Top 10 Creative Executives in America
- Top 20 Most Powerful People in Sports
- Lowell (Mass.) High School Alumni Hall of Fame
- Honorary Degrees: Emerson College, LaSalle College, Simmons College and University of Massachusetts



Dick Patrick

Vice Chairman and Partner Monumental Sports and Entertainment; and President, Washington Capitals

Dick Patrick has been part of the Washington Capitals organization since 1982 and was one of Ted Leonsis's original partners when Monumental Sports & Entertainment was formed in June 2010. Mr. Patrick is President of the Capitals and Vice Chairman of Monumental Sports & Entertainment. For the first five years of MSE's existence, Mr. Patrick also assumed initial responsibility as Chief Operating Officer and was involved in all facets of operating three professional sports franchises – the Capitals, Washington Wizards and the Washington Mystics – and Capital One Arena.


For three generations the family name of Patrick has been synonymous with the sport of hockey and the National Hockey League. Mr. Patrick's grandfather, Lester Patrick, was the longtime coach and general manager of the New York Rangers. In his honor, the Lester Patrick Trophy is awarded annually for "outstanding service to hockey in the United States." It was Lester who instilled in his family the desire to remain active in the advancement of the sport of hockey and the National Hockey League. Mr. Patrick's father, Muzz, and uncle, Lynn, both played on the 1940 New York Rangers team that captured the Stanley Cup. In October 2012, Dick Patrick was awarded the Lester Patrick Trophy for his contributions to hockey in the United States. Mr. Patrick and his son, Chris, who is the Capitals director of player personnel, became the sixth and seventh members of the Patrick family to win the Stanley Cup in 2018, a tradition that goes back 100 years in their legendary family.

Mr. Patrick's cousin, Craig Patrick, played for the Capitals from 1977-79. He won two Stanley Cups as general manager of the Pittsburgh Penguins and was enshrined in the Hockey Hall of Fame in November 2001 in the "builder" category.

Before Mr. Patrick's arrival, the Capitals had never advanced to postseason play. In his 38 seasons with the club, Washington has qualified for the playoffs 31 times – including the team's Stanley Cup championship in 2018, the run to the Stanley Cup Final in 1998 and three Presidents' Trophy-winning teams (2009-10, 2015-16, 2016-17).

In addition to his commitment to the Capitals, Mr. Patrick previously served as co-chairman of the Washington, D.C., Division of the Fighting Blindness League. FBL, a charity event sponsored by the National Hockey League, benefits the Foundation Fighting Blindness in the fight against retinal degenerative diseases. Held in nine NHL cities on the eve of the Stanley Cup playoffs, FBL gives participants the chance to "own" an imaginary NHL franchise and participate in a rotisserie-style fantasy draft of NHL players.

Born in 1946 in Victoria, B.C., Mr. Patrick grew up in the United States. He earned his undergraduate degree from Dartmouth College and a law degree from the Washington College of Law at American University. He has developed commercial real estate in the Washington, D.C., area for more than 20 years and, while raising children who have skated within local youth hockey programs, he has been instrumental in increasing the Capitals' involvement in youth programs throughout the area.



Monumental Sports & Entertainment

Monumental Sports & Entertainment (MSE) located in Washington, D.C., is one of the largest integrated sports and entertainment companies in the country with one of the most diverse partnership groups in all of sports. MSE owns and operates five professional sports teams: NBA's Washington Wizards, NBA G League's Capital City Go-Go, 2020 NBA 2K League Champion Wizards District Gaming, the 2018 NHL Stanley Cup Champion Washington Capitals, and the WNBA's 2019 Championship Washington Mystics. The company is also co-owner of aXiomatic, which has controlling interest in global esports franchise Team Liquid, and owns and operates Capital One Arena in Washington, D.C. MSE also manages MedStar Capitals Iceplex, the state-of-the-art training facility for the Capitals and EagleBank Arena on George Mason University's campus. In conjunction with the District of Columbia and Events DC, MSE is a partner in Entertainment and Sports Arena (ESA), a sports and entertainment facility in Southeast D.C. on the St. Elizabeths East campus that opened in September 2018. ESA houses the MedStar Wizards Performance Center, the brand-new training facility for the Wizards, Go-Go and Mystics, and a 4,200-seat arena which serves as the new home of the Mystics and Go-Go. MSE also co-owns and operates Monumental Sports Network (MSN) with the NBC Sports Group. MSN is the mid-Atlantic region's top destination for exclusive fan experiences and original sports content across desktop, tablet, mobile and OTT streaming devices. In July 2020, MSE announced the first ever sportsbook located within a U.S. sports complex, through a partnership with William Hill, with a temporary location set-up within the Capital One Arena lobby. A permanent location for the William Hill Sportsbook will open in a newly renovated space within Capital One Arena in 2021. Visit www.monumentalsports.com.

Raul Fernandez

Vice Chairman and Partner, Monumental Sports & Entertainment

Raul J. Fernandez is an entrepreneur, investor, and strategic partner who brings more than three decades of executive experience scaling innovative technology companies. In addition to his role at Monumental, he is a Senior Advisor to General Atlantic Partners, a growth equity firm with more than \$40 billion under management. Mr. Fernandez currently serves on the board of directors at DXC Technology (NYSE), Broadcom Inc. (NASDAQ), and GameStop (NYSE). He founded Proxicom, a global provider of e-commerce solutions for Fortune 500 companies, which he took public in 1999 and later sold to Dimension Data. A native Washingtonian and University of Maryland graduate, Mr. Fernandez is an active philanthropist in D.C. regional nonprofits focused primarily on educational reform.

Sheila C. Johnson

Vice Chairman and Partner, Monumental Sports & Entertainment
President and Managing Partner, Washington Mystics

Sheila C. Johnson is an entrepreneur and philanthropist whose accomplishments span the arenas of hospitality, sports, TV/film, the arts and humanitarian causes. She is CEO of Salamander Hotels & Resorts, overseeing a growing portfolio of luxury properties and lifestyle businesses. Ms. Johnson is the only African American woman to have a principal shareholder stake in three professional sports teams: the Washington Wizards, Capitals and Mystics, for which she serves as governor. She also serves on the board of the Colonial Williamsburg Foundation, Chairman of the College of Performing Arts at The New School, and founder and chair of the Middleburg Film Festival. Ms. Johnson is known as a TV pioneer, having been a founding partner of Black Entertainment Television.

Monumental Sports & Entertainment Partners

David T. Blair is chairman of Accountable Health Solutions Inc., a healthcare services company that develops technology-enabled solutions to improve quality, increase efficiency and reduce costs in the delivery of healthcare. From its founding in 1998 through 2012, Mr. Blair served as chairman and chief executive officer of Catalyst Health Solutions Inc., a Fortune 500 company. Catalyst was acquired by SXC Health Solutions in 2012 for \$4.8 billion. Through their family foundation, Mr. Blair and his wife, Mikel, support a number of local and national philanthropic organizations. He also serves as a board member and acts in an advisory capacity to several corporations and nonprofits.

Scott Brickman is the managing director of Long Grove Capital an investment firm which invests in a broad array of businesses. Mr. Brickman is the retired Chairman and CEO of the Brickman Group, the nation's largest landscape services company which under his leadership grew from a handful of regional branches to 170 branches throughout the country employing over 12,000 associates. Mr. Brickman is Chairman of LandCare, and also serves as a senior advisor to Blue Marlin Partners, Kohlberg and Co., and



MONUMENTAL

the Conscious Leader Group. Active in philanthropy with a focus on poverty, homelessness and education, Mr. Brickman sits on the board of Catholic Charities, The Don Bosco Cristo Rey School, Cal Ripken Sr. Foundation, and is a member of Venture Philanthropy Partners.

Neil D. Cohen is the Executive Chairman of District Photo Inc., which is one of the largest consumer digital print, variable data printer and gift fulfillment services in the world. The company is an owner of the Snapfish and Shutterfly consumer brands. He started with the company in 1976 and has been president and CEO since 1989. Mr. Cohen, a native of Washington, D.C., is the past president of the Photo Marketing Association International. He has also been involved in numerous business groups, including the Young Presidents' Organization, and a wide-range of philanthropic organizations serving children's needs, education, faith-based organizations and health-related causes.

Jack Davies was the founder and president of AOL International and now serves on the board of directors of Scholastic where he is Chair of the Human Resources and Compensation Committee. Prior to joining AOL in 1993, Mr. Davies was managing director of Citicorp's London-based consumer mortgage business after serving as vice president, Europe, for RCA Records. Active in philanthropy in the D.C. area, Mr. Davies has served on countless boards, and currently is a member of the board and executive committee of Venture Philanthropy Partner and The Economic Club of Washington, D.C.

Richard D. Fairbank is founder, Chairman and Chief Executive Officer of Capital One Financial Corporation. As an innovator and entrepreneurial leader, Mr. Fairbank has grown Capital One from a start-up into one of the ten largest banks in America and 100 largest companies in the country as ranked by Fortune magazine. Mr. Fairbank has been recognized for his community and industry leadership, including his 2008 appointment to the President's Council on Service and Civic Participation, 2006 "Banker of the Year" by the American Banker, and 2015 "Best Strategic Thinker in Financial Services" by Bank Director Magazine. Mr. Fairbank has been recognized as one of "Best-Performing CEOs in the World" by Harvard Business Review and one of the top "100 CEO Leaders in STEM" by STEMconnector in partnership with US News and World Report, the Business-Higher Education Forum, and Fortune magazine.


Michelle DiFebo Freeman is the owner and CEO of the Carl M. Freeman Companies, a 74 year-old real estate company that specializes in land acquisition, planning, development, and management of residential and retail properties. CMFA also owns two award winning golf courses in Delaware, as well as a historic 600-acre bed-and-breakfast and event space, Tusculum Farm, in Sunshine, Maryland. Ms. Freeman is president and chairman of the Carl M. Freeman Foundation and is the founding chairman of the Joshua M. Freeman Foundation, which honors her late husband. A founding member of Venture Philanthropy Partners, Ms. Freeman serves on the board of Halcyon and the Entrepreneurship Board at Georgetown University. She was a founding member of WE Capital, a group of female investors, investing in women-led businesses. Ms. Freeman is active in YPO, the Urban Land Institute and the ICSC organization.

In Memoriam Richard Kay was chairman of Sentrillion Inc., a border security, cyber-security, information assurance and healthcare managed services company. He was the former founder, chairman and CEO of OTG Software, a leader in the data storage software company that he founded in 1992. OTG became the leader in online data storage solutions. Mr. Kay served on the board of directors of the University of Maryland School of Engineering. He was a special partner with ABS Capital, a multibillion-dollar equity investment firm focused on healthcare, IT, and media companies. Mr. Kay was also an honorary member of the board of directors of Venture Philanthropy Partners.

Jeong H. Kim is chairman of Kiswe Mobile Inc., a startup focusing on interactive mobile video. Dr. Kim also served as president of Bell Labs, the communication industry's most heralded research organization. His early career encompassed computer design, satellite systems design and data communications, including seven years as a nuclear submarine officer in the U.S. Navy. Dr. Kim currently serves on the boards of Samsung Electronics Co. and the Nuclear Threat Initiative. He is a member of the National Academy of Engineering, who named him one of the 10 most influential Asian Americans. In January 2014, the government of France awarded him membership in the Legion of Honor for his services in global technology.



Monumental Sports & Entertainment



Mark D. Lerner, representing members of the Lerner, Cohen and Tanenbaum family, is the managing principal owner and vice chairman of the 2019 World Series Champion Washington Nationals and a principal of Lerner Enterprises, a real estate development, management and investment company concentrated in the Washington, D.C., metropolitan area. Mr. Lerner and his family are leading philanthropists in the region, supporting numerous organizations and causes. He currently serves as a trustee of the Jewish Community Center of Greater Washington, and as a member of the board of The George Washington University Hillel.

Roger Mody was the founder and chairman of The Mody Foundation, whose goal is to provide higher education, health-based and athletics funding for economically disadvantaged inner-city children. The Mody Foundation had been actively involved in the Washington-area philanthropic community, participating with the St. Jude's Children's Research Hospital, Juvenile Diabetes Research Foundation, The Orphan Network, National Multiple Sclerosis Society and the Easter Seals. Mr. Mody was also an associate publisher of Inc. Magazine and was the former chairman and CEO of SIGNAL Corporation. He was a charter member of the Washington Football Team Leadership Council and was a member of the MSE Foundation board of directors.

Anthony Nader is a co-founder and managing director of SWaN & Legend Venture Partners, a multi-stage venture capital firm that invests in high-growth, high-quality organizations and the entrepreneurs behind them. Mr. Nader is Vice Chairman at Asurion, a company that he successfully merged with his company, NEW, in 2008 where he served as CEO. He is a partner in the Washington Nationals (MLB); aXiomatic, which has a controlling interest in e-sports franchise Team Liquid and a partner in the Professional Fighters League (PFL). He serves on a number of volunteer and for-profit boards, including serving as chairman of the Inova Health System Board of Trustees. Mr. Nader is a member of Venture Philanthropy Partners, The Economic Club of Washington, D.C. and YPO -Gold.

Fredrick D. Schaufeld is a co-Founder, along with Anthony Nader and Cliff White, and Managing Director of SWaN & Legend Venture Partners (SWaN). He is a Partner in the Washington Nationals, the Professional Fighters League and the Hill Top House Hotel, Harpers Ferry. Mr. Schaufeld also owns American Bike Ride, parent of the DC Bike Ride. Prior to SWaN, Mr. Schaufeld founded and led National Electronics Warranty Corporation (NEW), which was acquired by Asurion in 2008 (now NEWAsurion). NEWAsurion is the world's largest consumer product protection company, employing over 20,000 people worldwide. He currently sits on the boards of Sugar23, Noodle Partners, CustomInk, KIND, DuraStat, José Andrés ThinkFood Group, Mindshow, PFL, M34 Capital, Curator Solutions, Georgiamune and Telos (Nasdaq: TLS). He is an advisor to the boards of Cava, ClassEDU, Growcentia and Biothread. Mr. Schaufeld and his wife, Karen, live in Virginia and are active in a number of organizations dedicated to education, health, environment, peace, inter-faith tolerance, military support and the arts.

Earl Stafford is the chairman and CEO of The Stafford Foundation, a faith-based, nonprofit organization providing services to empowering self-reliance among the disadvantaged and underserved. Mr. Stafford also serves as the Chief Executive Officer of The Wentworth Group, LLC, a privately-held company that provides essential business services and growth investment support to commercial technology focused small businesses. He is the former chairman and CEO of UNITECH, a technology solutions company delivering training programs, simulation and homeland security systems for the federal government. Mr. Stafford also enjoyed a distinguished career in the U.S. military. He currently serves on the boards of the Smithsonian National Museum of African American History and Culture, the Horatio Alger Association, the Monumental Sports & Entertainment Foundation, and trustee emeritus of the Wesley Theological Seminary. Further, Mr. Stafford received Presidential appointments as Trustee to the Woodrow Wilson International Center for Scholars and the President's Board of Advisors for Historically Black Colleges and Universities.

George P. Stamas is a senior partner in the Washington and New York offices of the international law firm Gibson, Dunn & Crutcher LLP. He has been listed numerous times in Chambers USA: America's Leading Lawyers and Best Lawyers in America. Mr. Stamas was the former vice chairman of the board of Deutsche Banc Alex Brown Inc., a founding board member of FTI Consulting (NYSE) and serves on the boards of NexCen Brands Inc., Gridpoint Technologies, Medicity Inc. and MidOcean Partners. He is a venture partner of New Enterprise Associates and is active in numerous local and national civic affairs, including the Council on Foreign Relations, the Shakespeare Theatre Company, Leadership 100, Caves Valley Golf Club, the Baltimore Orioles and is an Archon of the International Order of St. Andrew.

Cliff White was a founding partner and the financial architect of NEW Corp. (now NEW Asurion Corp.), the world's largest consumer product protection company. He is now a partner in SWaN Investors, a diversified private investment fund with dozens of investments, including the Washington Nationals Baseball Club. Mr. White is an active philanthropist, honored as the 2017 Montgomery County Philanthropist of the Year. He serves on the board of the Greater Washington Community Foundation where he founded and chairs the Neighbors In Need Montgomery Fund, focused on helping county families help themselves out of poverty as well as emergency responses to the economic effect of COVID on these families. He is also Vice Chair of Venture Philanthropy Partners which serves vulnerable youth in the National Capital region. He and his wife, Debbie, are avid supporters of education and workforce development for young people and adults in their County.





Brian MacLellan

Senior Vice President, General Manager and Alternate Governor

Brian MacLellan completed his seventh season as general manager of the Capitals. MacLellan, 61, was named the sixth general manager in the franchise's history on May 26, 2014 and is in his 18th season with Washington after previously serving as the team's assistant general manager, player personnel.

Since appointing MacLellan as general manager, the Capitals are 330-150-55 and have led the League in points (715), road wins (159) and have recorded the second-most wins (330) in the NHL. The Capitals finished this season with 77 points (36-15-5) and a .688 winning percentage, which equates to a 112-point pace during an 82-game season. With 90 points in 69 games in the suspension-shortened 2019-20 season, the Capitals were on pace to reach the 100-point mark in each of MacLellan's seven seasons and become the third franchise in NHL history to accomplish this feat, joining the Detroit Red Wings (12 times: 1999-00 to 2011-12) and the Montreal Canadiens (eight times: 1974-75 to 1981-82).

During MacLellan's tenure, the Capitals have won a Stanley Cup, two Presidents' Trophies and a franchise-record five consecutive Metropolitan Division titles from 2014-15 to 2019-20.

With MacLellan at the helm, the Capitals won their first Stanley Cup in 2018. Of the 19 players to take the ice during the Cup-clinching win in Game 5, eight players were either signed, traded for or drafted by MacLellan, including three of the four players that scored in the game (Jakub Vrana, Devante Smith-Pelly and Lars Eller). The Capitals tied an NHL record with 10 road wins during the run and joined the 1991 Pittsburgh Penguins as the only teams to win the Stanley Cup despite trailing in all four series.

In the 2016-17 season, the Capitals won their second consecutive Presidents' Trophy, marking the seventh time in NHL history a team has won the Presidents' Trophy in consecutive seasons. Washington posted a 55-19-8 record, marking the second-most wins and third-most points (118) in a season in franchise history. The Capitals recorded 55 wins in two straight seasons (2015-16: 56, 2016-17: 55), joining the Montreal Canadiens (1975-78) as the only teams in NHL history to win 55 or more games in consecutive seasons. Washington also earned 238 points in the prior two seasons at the time, marking the most points in two straight seasons since Montreal recorded 244 points from 1977-79.

In the 2015-16 season, Washington led the NHL with a record of 56-18-8 (120 points) and captured its second Presidents' Trophy in franchise history (2009-10). The Capitals set franchise records in wins and road wins (27) and MacLellan was named a finalist for the 2015-16 NHL General Manager of the Year Award.

In his first season, Washington posted a record of 45-26-11 (101 points), reaching the 100 point mark for the eighth time in team history and the first since the 2010-11 season.


In his previous role, MacLellan oversaw the club's professional scouting staff and worked closely with the team's American Hockey League affiliate, the Hershey Bears, who won the Calder Cup in 2006, 2009 and 2010. MacLellan, who served as a pro scout for the Capitals from 2000-03 prior to his promotion to director of player personnel, assisted and advised the general manager in all player-related matters.

MacLellan, who won a Stanley Cup with the Calgary Flames in 1989, recorded 413 points (172 goals, 241 assists) in 606 games during his 10-year NHL career with the Los Angeles Kings, New York Rangers, Minnesota North Stars, Calgary Flames and Detroit Red Wings. MacLellan also won a silver medal with Team Canada at the 1985 World Championship in Prague.

The Guelph, Ont., native played hockey at Bowling Green State University from 1978-82, registering 143 points (64g, 79a) in 160 games. MacLellan's 345 career penalty minutes rank sixth in school history. The 6'3" forward earned 63 points his freshman year, marking the second most points by a freshman in school history behind teammate George McPhee, who tallied 88 points the same season. Late in his junior season, MacLellan moved to defense, and was named an All-American defenseman and First-Team All-CCHA in 1982. MacLellan served as co-captain for the Falcons from 1980-82. He was elected to the Bowling Green Athletic Hall of Fame in 1987. MacLellan graduated with a bachelor of science in business administration from Bowling Green and earned his MBA in finance from the University of St. Thomas in 1995. He went on to work for an investment consulting firm in Minneapolis before joining the Capitals as a pro scout.



MacLellan, second from right, poses with the Capitals' 2019 first-round pick, Connor McMichael, at the 2019 NHL Draft in Vancouver.



MacLellan hoists the Stanley Cup following the Capitals' Game 5 win in Las Vegas.



Nicklas Backstrom waves to the crowd during a ceremony honoring him as the all-time franchise leader in assists as general manager Brian MacLellan and Washington Capitals owner Ted Leonsis look on before the start of a game against the New York Rangers at Verizon Center on April 11, 2015.



Ross Mahoney

Assistant General Manager

Ross Mahoney completed his seventh season as assistant general manager with Washington. Mahoney served as the Capitals' director of amateur scouting for the prior 16 seasons. As assistant general manager, Mahoney is responsible for the NHL Entry Draft, the club's developmental programs, evaluations of opposing teams prospects and oversees the organization's amateur scouting staff. In Game 5 of the 2018 Stanley Cup Final, 12 players, all drafted during Mahoney's tenure, were in the lineup.

Prior to joining the Capitals, Mahoney was a scout with the Buffalo Sabres and Vancouver Canucks. He has coaching experience with the University of Regina, the Western Hockey League's Regina Pats and at the international level. He twice coached Team Western in the World Under-17 Challenge. In 1995, he coached Team Saskatchewan to the gold medal at the Canadian Winter Games.

Mahoney earned a degree in education from the University of Regina, where he played hockey for the Cougars. After graduating, he spent 17 years as a teacher.

Mahoney played junior hockey for the Tier II Regina Pat Blues and the Regina Pats in the WHL. He also played four years at the University of Regina, helping lead his team to two national finals. Mahoney was inducted as a player in the Saskatchewan Baseball Hall of Fame in 1997 and in the Saskatchewan Sports Hall of Fame in 1999.

Mahoney and his wife, Traci, reside in Regina, Saskatchewan. He has a son, Michael, and a daughter, Katie.



Don Fishman

Assistant General Manager, Director of Legal Affairs

Don Fishman completed his 16th season with the Washington Capitals and 12th as assistant general manager and director of legal affairs. In this role, he handles player contract negotiations, player contract research and analysis, the club's day-to-day salary cap position, team salary cap strategic planning, the salary arbitration process, NHL and team salary cap analysis, and interpretation of NHL/NHLPA Collective Bargaining Agreement (CBA) issues. Fishman also assists the club's general manager with the day-to-day operations of the Capitals hockey operations department such as roster issues, player movement, preseason and regular season scheduling, budgeting, and training camp planning.

Fishman, who spent two seasons as director of legal affairs and hockey administration before his appointment to assistant general manager, also helped lead the organization's efforts on a number of other special projects, including attracting two World Cup of Hockey exhibition games to Washington in 2016, bringing the United States Men's Olympic Hockey Team

Orientation Camp to the Capitals' Arlington, Virginia training facility in 2013, and bringing American Hockey League hockey games to Washington in 2012 and 2014. Fishman was also involved with the planning for two NHL Winter Classic outdoor hockey games involving the Capitals, held in Pittsburgh in 2011 and at Nationals Park in Washington D.C. in 2015. Finally, Fishman serves as legal counsel for the Capitals organization generally.

Prior to joining the Capitals, Fishman served as general counsel of two Washington, D.C. city government agencies. In his role with District government, he worked as part of the local host committee that successfully bid for the NCAA Men's Hockey Frozen Four, held in Washington, D.C. in 2009. Fishman also worked as a corporate and communications lawyer in Washington and Los Angeles with Latham & Watkins and Ervin, Cohen & Jessup. Fishman, a native Washingtonian, graduated with an economics degree from Harvard College, where he also served as the radio voice of Harvard Hockey, and a law degree from UCLA School of Law.



Peter Laviolette Head Coach

Laviolette, 56, completed his first season with the Capitals after becoming the 19th head coach in franchise history. Laviolette joined Washington following 18 years of NHL head coaching experience, having previously coached the New York Islanders (2001-03), the Carolina Hurricanes (2003-08), the Philadelphia Flyers (2009-13) and the Nashville Predators (2014-20). Laviolette has compiled a career coaching record of 673-440-25-128 and is tied for the most wins among U.S. born coaches and tied for 12th overall in NHL history.

In his first season with the Capitals, Laviolette set a franchise record with a .688 points percentage (36-15-5), the highest points percentage by a first year head coach in franchise history. The Capitals ranked third in the NHL in goals (188) and their 3.36 goals per game average marked the second-highest average by the Capitals in the last 10 seasons. Laviolette also passed four coaches on the all-time wins list and tied John Tortorella for the most wins by a US-born head coach in NHL history in 117 fewer games coached.

Laviolette became the fourth American-born coach to win the Stanley Cup in 2006 with Carolina. In his career, Laviolette has led 12 teams to postseason appearances and has an overall record of 75-68 in the playoffs. Laviolette is the fourth coach in NHL history to lead three different teams to the Stanley Cup Final (Carolina: 2006; Philadelphia: 2010; Nashville: 2017), joining Dick Irvin, Scotty Bowman and Mike Keenan.

Laviolette-coached teams have consistently ranked well offensively and defensively. In 14 full seasons, his teams have ranked in the top 10 in goals eight times. In six seasons with Nashville, Laviolette led the Predators to 248 wins. In his first season in Nashville in 2014-15, the Predators improved by nine wins and 16 points in the standings, with Laviolette and his staff representing the team at the All-Star Game. In the spring of 2017, the Laviolette-led Predators became the third club seeded lowest in its conference to advance to the Stanley Cup Final since the League adopted the conference-based playoff format in 1994. The club followed that up with the best record in franchise history (53-18-11, 117 points), a Presidents' Trophy and a Central Division title in 2017-18. In six seasons under Laviolette, the Predators ranked fourth (excluding Vegas) in the NHL with a 52.1 shot attempt percentage at five-on-five (19,082 shot attempts for, 17,565 against). Additionally, Nashville was tied with Los Angeles for the least amount of goals against in the NHL (1,051) in his five full seasons.

With each of his previous NHL coaching stops, the team saw an overall improvement from their season prior to his arrival. The Islanders finished with 96 points and the eighth-best record in the League in 2001-02 after finishing the previous season 30th in the NHL with 52 points. In 2005-06, Laviolette's first full season with the Hurricanes, Carolina finished with 112 points and captured the Stanley Cup after finishing with 76 points the year prior. With Philadelphia, the Flyers improved to 106 points in 2010-11 after finishing with 88 points in 2009-10. Laviolette led the Predators to 104 points in his first season in 2014-15 from 88 points the season prior.

Internationally, Laviolette has coached Team USA at the World Championship in 2004, 2005 and 2014. He has also represented his country in four Olympic Games, first as a player in the 1988 Calgary Games and the 1994 Lillehammer Games, then as a head coach at the 2006 Torino Games, and as an assistant at February's 2014 Sochi Games.

After recording 268 points (78g-190a) in 594 minor-league games in the American and International hockey leagues (Indianapolis, Colorado, Denver, Flint, Binghamton, Providence and San Diego) from 1986-97, and appearing in 12 games for the New York Rangers in 1988-89, Laviolette began his coaching career with the ECHL's Wheeling Nailers in 1997. After posting a 37-24-9 record and reaching the conference finals in his rookie coaching season, he was hired as head coach of the AHL's Providence Bruins, and led the team to an AHL-best 56-16-4-4 record and a Calder Cup in 1998-99, just one season after the team had gone 19-49-7-5 and finished last in the league. Following the 1999-2000 season, the 1999 AHL Coach of the Year was promoted to assistant coach of the parent Boston Bruins, which he held for a single campaign (2000-01) before starting his NHL head coaching career with the Islanders in 2001-02.

A native of Franklin, Mass., and graduate of Westfield State College, Laviolette and his wife, Kristen, have three children – sons Peter and Jack, and daughter Elisabeth.



Laviolette, who has reached the Stanley Cup Finals with three different teams, became the 19th coach in franchise history.



Laviolette's record of 36-15-5 in his first season with Washington marked the highest points percentage (.688) by a head coach in their opening season in franchise history.



Laviolette won the Stanley Cup as the head coach of the Carolina Hurricanes in 2006.



Scott Arniel

Assistant Coach

Arniel, 58, completed his third season as an assistant coach with the Capitals after spending the prior five seasons as an associate coach with the New York Rangers. Arniel has more than 18 years of professional coaching experience, which includes serving as head coach for the Columbus Blue Jackets from 2010-12.

The Kingston, Ont., native compiled a 218-136-21-21 record in five seasons as head coach in the American Hockey League with the Chicago Wolves and the Manitoba Moose. Arniel guided the Moose to the Calder Cup Final in 2009 after posting franchise records with 50 wins and 107 points to finish atop the AHL standings. Arniel captured the Louis A.R. Pieri Memorial Award that season as the AHL Coach of the Year.

Arniel also served as an assistant coach with the Buffalo Sabres (2002-2006) and with the Manitoba Moose (1999-2002).

Prior to joining the coaching ranks, Arniel won two Memorial Cup Championships with the Cornwall Royals in the QMJHL and won a gold medal in the 1982 World Junior Championship, Canada's first-ever gold medal in the tournament. Arniel appeared in 730 NHL games with the Winnipeg Jets (1981-86; 1990-91), Buffalo Sabres (1986-90), and Boston Bruins (1991-92), registering 338 points (149g, 189a) in 11 seasons. Arniel was originally selected by Winnipeg in the second round, 22nd overall, in the 1981 Entry Draft.

Arniel and his wife, Lia, have a son, Brendan, and a daughter, Stephanie.



Kevin McCarthy

Assistant Coach

McCarthy, 63, completed his first season with Washington after spending the previous six seasons with the Nashville Predators, the first three as an assistant coach and the last three as an associate coach.

The Winnipeg native brings more than 30 years of professional coaching experience, which includes assistant positions with the Hartford Whalers/Carolina Hurricanes, the Philadelphia Flyers and Nashville. McCarthy has coached three separate teams to the Stanley Cup Final (Carolina in 2002 and 2006, Philadelphia in 2010 and Nashville in 2017), winning in 2006 with Carolina.

In addition to his NHL coaching experience, McCarthy served as Philadelphia's director of player development from 1990 to 1992. McCarthy also has compiled a record of 186-153-47-14 in five seasons as

a head coach in the American Hockey League, which includes the Hershey Bears (1989-90), the Springfield Falcons (1995-97) and the New Haven Beast (1997-99).

Prior to joining the coaching ranks, McCarthy appeared in 527 NHL games with Philadelphia (1977-79; 1985-87), the Vancouver Canucks (1978-84), and the Pittsburgh Penguins (1983-85), registering 258 points (67g, 191a) in 10 seasons. He was the captain of Vancouver from 1979-82 and was named a starter in the 1981 NHL All-Star Game. McCarthy was originally selected by Philadelphia in the first round, 17th overall, in the 1977 Amateur Draft.

McCarthy and his wife, Rhonda, have three daughters: Melissa, Meaghan and Mallory, and three grandchildren: Cannon, Pryce and Chase.



Blaine Forsythe

Assistant Coach

Blaine Forsythe completed his 15th season with Washington and his 12th as an assistant coach. Forsythe is responsible for the Capitals power play and the team's centers.

Over the last seven seasons, the Capitals have converted on 22.5% of their power play opportunities, tied for first in power

play percentage (Boston Bruins).

During the Capitals' Stanley Cup run, Washington opened up its first six playoff games with a power play goal, marking the first time since 1989 the Capitals recorded a power play goal in six straight playoff games. The Capitals power play converted on 22 of their 75 opportunities (29.4 percent), the most power play goals in a postseason over the last eight seasons.

The Capitals have ranked in the top-10 in the NHL in power-play percentage seven of the last nine seasons and top-five in six of the last nine, including the top-ranked unit in 2012-13, 2013-14 and 2014-15. In addition, Forsythe took over the responsibility of working with the team's centers prior to the 2014-15 season. He helped improve the team's faceoff win percentage from 48.4% (19th) in 2013-14 to 51.2% (12th) in 2014-15.

Forsythe joined the Capitals as a video coach prior to the 2006-07 season and was an integral member of the Capitals staff that helped lead the Capitals to the 2007-08 Southeast Division championship. He was promoted to a position as an amateur scout in 2008-09 before returning to the coaching staff in 2009-10. In his first season back as an assistant coach, Forsythe led the team's video coaching operations and helped the team win the Presidents' Trophy and the Southeast Division championship.

Prior to joining the Washington organization, the Calgary, Alberta, native worked for the Calgary Hitmen from 1998-2006, where he served as both an assistant general manager (1998-06) and an assistant coach (2002-06). Forsythe helped lead Calgary to a WHL championship in 1999.

Forsythe received a business degree from the University of Minnesota and played Division II hockey at the University of Minnesota, Crookston. He played junior hockey with the CJHL's Pembroke Lumber Kings in Pembroke, Ontario.

Forsythe and his wife, Ivy, reside in Arlington. He has a daughter, Sloan, and a son, Bodhi.



Scott Murray

Goaltending Coach

Scott Murray completed his fourth season as the Capitals' goaltending coach. Murray previously spent four seasons with the Hershey Bears.

Over the last four seasons, Capitals goaltenders have combined for 174 wins, the third most wins in the NHL.

During the 2020-21 season, Murray worked with Vitek Vanecek and Ilya Samsonov. Vanecek ranked first among rookie goaltenders with 21 wins and tied for sixth in the NHL. He became just the second rookie goaltender in franchise history to record 21 wins in a season (Michal Neuvirth: 27 wins in 2010-11). Vanecek also became one of two rookie goaltenders in franchise history to remain unbeaten in regulation in his first seven career games, joining Jim Carey (6-0-0-1 in 1994-95), one of nine goaltenders to accomplish this feat since 1967-68 and one of seven among this list to accomplish this feat within one season.

During the Capitals' 2017-18 Stanley Cup-winning season, Murray helped Holtby set a franchise record for most wins in the postseason and lead all NHL goalies in goals-against average (2.16) during the playoffs.

Murray joined the Capitals organization in 2013 after spending four seasons as the goaltending coach for the Sudbury Wolves of the Ontario Hockey League. Murray, 40, played hockey collegiately at Lake Superior State University. The St. Clements, Ontario, native also played for the San Angelo Saints (Central Hockey League) and Motor City Mechanics (United Hockey League) during his professional career.

Murray and his wife Renee have three children, a son Tylar, and two daughters, Ella and Liv.



Jared Elenberger

Video Coordinator

Jared Elenberger completed his first year with the Capitals as a video coordinator. Elenberger previously worked as a video coach for the Hershey Bears during the 2019-20 season and worked as a coaching intern with the Capitals in 2017-18.

Prior to his time with the Capitals, Elenberger earned a bachelor's degree in business administration from Gonzaga University in Spokane, Wash. Elenberger also earned his master's in sport industry management at Georgetown University.

During his time in college, Elenberger volunteered as an instructor for the Gonzaga Exceptional Bulldogs, Spokane's Special Hockey program through the American Special Hockey Association, and as a club basketball coach. Additionally, during his time at Georgetown, Elenberger worked as a marketing intern with the Capitals during the 2016-17 season and worked as a basketball operations intern for the summer of 2017 with the Washington Wizards.

Elenberger was born and raised in Folsom, Calif. He currently resides in Arlington, Va.



Brett Leonhardt

Assistant Coach - Video

Brett Leonhardt completed his ninth season as the Capitals' video coach and third as an assistant coach.

Leonhardt spent two seasons in the NHL office in Toronto as their video manager for hockey operations beginning in 2011. In his role, he was responsible for breaking down and handling all video for rule changes, video reviews, officiating issues and more.

Prior to his time with the NHL, Leonhardt received a bachelor of arts in communications and media arts at Neumann University and was a recipient of the John A. Phillips Scholar-Athlete Award as well as the John Facenda Award for excellence in communication arts. He played hockey collegiately at both Neumann University and Oswego State University after spending three seasons playing for the Cambridge Winterhawks and Kitchener Dutchmen of the GOJHL.

Leonhardt was born in Kitchener, Ont. He and his wife Logan, a DCPS kindergarten teacher at Janney Elementary, reside in Ashburn, Va., with their twin boys, Beckham and Lennox.



Michael Peca

Player Development Coach

Michael Peca, 47, completed his first season with the Capitals as the team's player development coach. Peca primarily works with the Capitals Taxi Squad and as a skills development coach.

Peca, a two-time winner of the Frank J. Selke Trophy (1997, 2002) and an Olympic gold medal winner (Salt Lake City in 2002 with Team Canada), appeared in a total of 864 NHL games with six teams: Vancouver, Buffalo, New York Islanders, Edmonton, Toronto and Columbus. In his NHL career, Peca scored 176 goals and 289 assists for 465 points, and recorded a career +66 and 798 penalty minutes. He also

played on 10 playoff teams and two Stanley Cup finalists in his career.

Peca was the head coach of the Buffalo Jr. Sabres in the Ontario Jr. Hockey League from 2012-14, where he coached the team to a 69-18-11 record in his two years.

SCOUTING STAFF



Steve Bowman
Head Amateur Scout



Jason Fitzsimmons
Pro Scout/Minor League
Operations



Rich Alger
Scout



Darrell Baumgartner
Scout



Matt Bradley
Scout



Danny Brooks
Scout



Alan Haworth
Scout



Phil Horner
Scout



Matti Lamberg
Scout



Martin Pouliot
Scout



Karl Stewart
Scout



Brian Sutherby
Scout



A.J. Toews
Scout



Mats Weiderstal
Scout

HOCKEY OPERATIONS STAFF



Kris Wagner
Director, Hockey Operations



Chris Patrick
Director of Player
Personnel



Steve Richmond
Director, Player Development



Rob Tillotson
Team Services Manager



Tim Barnes
Director of Hockey Analytics

Not Pictured
Peter Ihnacak
Scout



Olie Kolzig
Professional Development
Coach



Brooks Orpik
Player Development,
Defense



Jim Slater
Player Development,
Forwards



H.T. Lenz
Manager of Hockey
Analytics



Jeremy Sinton
Hockey Operations
Assistant



Ralph Rice
Security Representative

EQUIPMENT AND TRAINING STAFF



Mark Nemish
Strength & Conditioning Coach



Zack Laddon
Assistant Strength & Conditioning Coach



Jason Serbus
Head Athletic Trainer



Steve Ruhmel
Assistant Athletic Trainer




Murphy Luatua
Assistant Athletic Trainer



Zach Bryne
Massage Therapist



Brock Myles
Head Equipment Manager



Cameron Parker
Equipment Assistant



Dave Marin
Equipment Assistant



Craig Leydig
Equipment Assistant

2020-21 Roster

FORWARDS (17)

#	Player	Ht.	Wt.	Shoots	Born	Hometown
19	BACKSTROM, Nicklas	6'1"	206	Left	11/23/87	Gavle, Sweden
28	CARR, Daniel	6'0"	186	Left	11/1/91	Sherwood Park, Alberta
26	DOWD, Nic	6'1"	192	Right	5/27/90	Huntsville, Alabama
20	ELLER, Lars	6'2"	208	Left	5/8/89	Rodovre, Denmark
62	HAGELIN, Carl	5'11"	185	Left	8/23/88	Sodertalje, Sweden
21	HATHAWAY, Garnet	6'2"	212	Right	11/23/91	Kennebunkport, Maine
92	KUZNETSOV, Evgeny	6'1"	205	Left	5/19/92	Chelyabinsk, Russia
16	MAILLET, Philippe	5'10"	174	Left	11/7/92	Lachenaie, Quebec
39	MANTHA, Anthony	6'5"	234	Left	9/16/94	Longueuil, Quebec
77	OSHIE, T.J.	5'11"	196	Right	12/23/86	Everett, Washington
8	OVECHKIN, Alex	6'3"	238	Right	9/17/85	Moscow, Russia
17	RAFFL, Michael	6'0"	200	Left	12/1/88	Villach, Austria
40	PILON, Garrett	6'0"	192	Right	4/13/98	Kindersley, Saskatchewan
23	SGARBOSSA, Michael	6'0"	182	Left	7/25/92	Campbellville, Ontario
73	SHEARY, Conor	5'9"	178	Left	6/8/92	Winchester, Massachusetts
10	SPRONG, Daniel	6'0"	200	Right	3/17/97	Amsterdam, Netherlands
43	WILSON, Tom	6'4"	220	Right	3/29/94	Toronto, Ontario

DEFENSEMEN (10)

#	Player	Ht.	Wt.	Shoots	Born	Hometown
74	CARLSON, John	6'3"	217	Right	1/10/90	Natick, Massachusetts
33	CHARA, Zdeno	6'9"	250	Left	3/18/77	Trencin, Slovakia
4	DILLON, Brenden	6'4"	225	Left	11/13/90	New Westminster, British Columbia
42	FEHERVARY, Martin	6'2"	200	Left	10/6/99	Bratislava, Slovakia
3	JENSEN, Nick	6'1"	196	Right	9/21/90	Rogers, Minnesota
6	KEMPNY, Michal	6'1"	195	Left	9/8/90	Hodonin, Czech Republic
36	LADUE, Paul	6'2"	197	Right	9/6/92	Grand Forks, North Dakota
9	ORLOV, Dmitry	5'11"	208	Left	7/23/91	Novokuznetsk, Russia
2	SCHULTZ, Justin	6'2"	186	Right	7/6/90	Kelowna, British Columbia
57	VAN RIEMSDYK, Trevor	6'3"	188	Right	7/24/91	Middletown, New Jersey

GOALTENDERS (4)

#	Player	Ht.	Wt.	Catches	Born	Hometown
31	ANDERSON, Craig	6'2"	186	Left	5/21/81	Park Ridge, Illinois
1	COPLEY, Pheonix	6'4"	198	Left	1/18/92	North Pole, Alaska
30	SAMSONOV, Ilya	6'3"	200	Left	2/22/97	Magnitogorsk, Russia
41	VANECEK, Vitek	6'2"	187	Left	1/9/96	Havlickuv Brod, Czech Republic

1	Pheonix Copley.....	G
2	Justin Schultz.....	D
3	Nick Jensen.....	D
4	Brenden Dillon.....	D
6	Michal Kempny.....	D
8	Alex Ovechkin.....	LW
9	Dmitry Orlov.....	D
10	Daniel Sprong.....	RW
16	Philippe Maillet.....	C
17	Michael Raffl.....	LW
19	Nicklas Backstrom.....	C
20	Lars Eller.....	C
21	Garnet Hathaway.....	RW
23	Michael Sgarbossa.....	C
26	Nic Dowd.....	C
28	Daniel Carr.....	LW
30	Ilya Samsonov.....	G
31	Craig Anderson.....	G
33	Zdeno Chara.....	D
36	Paul LaDue.....	D
39	Anthony Mantha.....	RW
40	Garrett Pilon.....	C
41	Vitek Vanecek.....	G
42	Martin Fehervary.....	D
43	Tom Wilson.....	RW
57	Trevor van Riemsdyk.....	D
62	Carl Hagelin.....	LW
73	Conor Sheary.....	LW
74	John Carlson.....	D
77	T.J. Oshie.....	RW
92	Evgeny Kuznetsov.....	C

Senior Vice President and General Manager.....Brian MacLellan
 Assistant General Manager.....Ross Mahoney
 Assistant General Manager, Director of Legal Affairs.....Don Fishman
 Head Coach.....Peter Laviolette
 Assistant Coach.....Scott Arniel
 Assistant Coach.....Kevin McCarthy
 Assistant Coach.....Blaine Forsythe
 Goaltending Coach.....Scott Murray
 Assistant Coach/Video.....Brett Leonhardt
 Video Coordinator.....Jared Elenberger
 Player Development Coach.....Michael Peca



CRAIG ANDERSON

BIOGRAPHICAL INFO

GOALTENDER | HEIGHT: 6'2" | WEIGHT: 186 | CATCHES: Left

BORN: May 21, 1981 | BIRTHPLACE: Park Ridge, Illinois

ACQUIRED: Signed as a free agent, January 14, 2021

31

VS. THE NHL

TEAM	GP	MIN	SO	W	L	OT	GAA	SV%
ANA	14	754	0	3	10	1	3.26	.901
ARI	18	1046	0	5	11	1	2.87	.906
BOS	27	1577	1	12	15	0	3.16	.902
BUF	34	1877	3	20	10	2	2.33	.928
CGY	21	1185	1	10	9	0	2.73	.913
CAR	21	1185	0	9	6	4	2.43	.930
CHI	15	876	0	6	5	4	3.49	.907
COL	11	568	0	6	4	1	3.91	.867
CBJ	21	1199	2	12	9	0	2.55	.912
DAL	15	867	1	9	3	0	2.98	.916
DET	26	1470	1	9	9	5	2.49	.922
EDM	21	1222	5	12	7	2	2.65	.914
FLA	29	1691	3	16	10	2	2.59	.918
LA	19	1035	0	5	8	4	3.36	.890
MIN	21	1163	1	6	11	3	2.99	.901
MTL	31	1699	1	13	14	3	3.14	.900
NSH	24	1396	1	6	11	4	3.22	.898
NJ	20	1117	2	13	4	3	2.69	.922
NYI	24	1313	3	9	8	4	2.61	.921
NYR	25	1498	5	13	8	3	1.88	.939
OTT	7	387	0	5	1	0	2.64	.918
PHI	27	1540	1	13	9	3	2.92	.914
PIT	23	1233	1	7	11	3	3.02	.910
SJ	17	1018	0	9	8	0	3.12	.913
STL	11	540	0	4	5	0	3.22	.913
TB	25	1434	3	11	8	5	2.59	.915
TOR	33	1900	3	17	9	4	2.91	.917
VAN	23	1307	2	7	13	2	3.21	.891
VGK	5	294	0	1	3	1	4.49	.891
WSH	23	1310	2	11	9	2	2.61	.915
WPG	21	1171	0	12	4	3	2.61	.930

REGULAR SEASON

PLAYOFFS

YEAR	TEAM	LEAGUE	GP	W	L	OT	MIN	GA	SO	GAA	SA	SV%	GP	W	L	GAA	SV%
1998-99	Chicago	NAHL	14	11	3	0	-	-	0	2.56	-	.914	-	-	-	-	-
	Guelph	OHL	21	12	5	1	-	-	1	3.10	-	.903	3	0	2	4.74	.889
1999-00	Guelph	OHL	38	12	17	2	-	-	0	3.59	-	.903	3	0	1	2.73	.909
2000-01	Guelph	OHL	59	30	19	9	-	-	3	2.63	-	.918	4	0	4	4.25	.869
2001-02	Norfolk	AHL	28	9	13	4	-	-	2	2.95	-	.886	1	0	1	2.86	.938
2002-03	Chicago	NHL	6	0	3	2	270	18	0	4.00	125	.856	-	-	-	-	-
	Norfolk	AHL	32	15	11	5	-	-	4	1.94	-	.923	5	2	3	2.61	.920
2003-04	Chicago	NHL	21	6	14	0	1,205	57	1	2.84	602	.905	-	-	-	-	-
	Norfolk	AHL	37	17	20	0	-	-	3	2.11	-	.914	-	-	-	-	-
2004-05	Norfolk	AHL	15	9	4	1	886	27	2	1.83	379	.929	6	2	4	2.36	.925
2005-06	Chicago	NHL	29	6	12	4	800	37	1	3.32	392	.886	-	-	-	-	-
	United States	WC	5	3	2	0	-	-	1	2.36	-	.908	-	-	-	-	-
2006-07	Florida	NHL	5	1	1	1	217	8	0	2.21	116	.931	-	-	-	-	-
	Rochester	AHL	34	23	10	1	2,060	88	1	2.56	1,087	.919	6	2	4	2.87	.909
2007-08	Florida	NHL	17	8	6	1	935	35	2	2.25	535	.935	-	-	-	-	-
	United States	WC	2	0	1	0	-	-	0	5.63	-	.714	-	-	-	-	-
2008-09	Florida	NHL	31	15	7	5	1,636	74	3	2.71	977	.924	-	-	-	-	-
2009-10	Colorado	NHL	71	38	25	7	4,235	186	7	2.63	2,233	.917	6	2	4	2.62	.933
2010-11	Colorado	NHL	33	13	15	3	1,810	99	0	3.28	957	.897	-	-	-	-	-
	Ottawa	NHL	18	11	5	1	1,055	36	2	2.05	589	.939	-	-	-	-	-
2011-12	Ottawa	NHL	63	33	22	6	3,492	165	3	2.83	1,917	.914	7	3	4	2.01	.933
2012-13	Ottawa	NHL	24	12	9	2	1,421	40	3	1.69	677	.941	10	5	4	3.01	.918
2013-14	Ottawa	NHL	53	25	16	8	3,000	150	4	2.49	1,680	.923	-	-	-	-	-
2014-15	Ottawa	NHL	35	14	13	8	2,093	87	3	2.49	1,134	.923	4	2	2	0.97	.972
2015-16	Ottawa	NHL	60	31	23	5	3,477	161	4	2.78	1,915	.916	-	-	-	-	-
2016-17	Ottawa	NHL	40	25	11	4	2,421	92	5	2.28	1,247	.926	19	11	8	2.34	.922
2017-18	Ottawa	NHL	58	23	25	6	3,251	180	2	3.32	1,768	.898	-	-	-	-	-
2018-19	Ottawa	NHL	50	17	27	4	2,785	163	2	3.51	1,676	.903	-	-	-	-	-
2019-20	Ottawa	NHL	34	11	17	2	1,845	100	0	3.25	1,018	.902	-	-	-	-	-
2020-21	CAPITALS	NHL	4	2	1	0	169	6	0	2.13	71	.915	-	-	-	-	-
NHL TOTALS			652	291	252	67	36,870	1,743	42	2.84	19,994	.913	46	23	22	2.35	.929
CAPITALS TOTALS			4	2	1	0	169	6	0	2.13	71	.915	-	-	-	-	-

2020-2021

Appeared in four games with Washington ... Stopped 28 of 29 shots, vs. PHI (5/8) ... Made his first start and earned his first win as a Capital, vs. NJD (2/21) ... Appeared in his 650th career game, vs. NJD (2/21).

PLAYOFF CAREER

2017: Helped Ottawa advance to the Eastern Conference Final, posting an 11-8 record ... Stopped all 22 shots faced, earning the shutout in Game 4 of the First Round at Boston (4/19). 2015: Posted a 2-2 record with a 0.97 goals against average and a .972 save percentage in four games with Ottawa ... Earned his third career postseason shutout in Game 4 of the First Round vs. MTL (4/22). 2013: Posted a 5-4 record in 10 games started ... Made 48 saves in a 4-2 win in Game 1 of the ECQF vs. MTL (5/2). 2012: Recorded a 2.01 goals against average and a .933 save percentage in seven games with Ottawa in the ECQF vs. NYR ... Stopped all 41 shots faced, earning the shutout in Game 5 of the ECQF vs. NYR (4/21). 2010: Posted a 2-4 record with a 2.62 goals against average and a .933 save percentage in six games with Colorado in the WCQF vs. SJ ... Stopped all 51 shots faced, recording his first career postseason shutout in Game 3 of the WCQF vs. SJ (4/18).

PLAYOFFS VS. THE NHL

TEAM	GP	MIN	SO	W	L	GAA	SV%
BOS	6	403	1	4	2	1.94	.921
MTL	9	547	1	6	3	1.43	.960
NYR	13	788	1	7	6	2.51	.920
PIT	12	684	0	4	7	2.98	.913
SJ	6	366	1	2	4	2.62	.933



NICKLAS BACKSTROM

BIOGRAPHICAL INFO

CENTER | HEIGHT: 6'1" | WEIGHT: 206 | SHOOTS: Left
BORN: November 23, 1987 | **BIRTHPLACE:** Gävle, Sweden
DRAFTED: Capitals' first-round choice, fourth overall, in the 2006 NHL Draft

19

VS. THE NHL

TEAM	GP	G	A	PTS	PIM
ANA	17	7	12	19	2
ARI	17	3	8	11	16
BOS	48	9	42	51	16
BUF	50	13	25	38	20
CGY	19	7	15	22	8
CAR	61	15	46	61	34
CHI	15	5	10	15	4
COL	18	5	7	12	6
CBJ	36	8	20	28	20
DAL	18	5	14	19	10
DET	23	4	19	23	10
EDM	17	5	7	12	8
FLA	52	13	37	50	42
LA	17	3	8	11	6
MIN	17	2	18	20	6
MTL	40	11	24	35	22
NSH	21	5	15	20	10
NJ	58	17	39	56	16
NYI	55	12	43	55	28
NYR	57	12	37	49	26
OTT	42	10	27	37	18
PHI	56	21	41	62	24
PIT	57	11	52	63	32
SJ	17	2	13	15	10
STL	19	8	16	24	4
TB	52	14	48	62	38
TOR	41	9	36	45	24
VAN	17	0	12	12	12
VGK	6	4	1	5	0
WPG	48	18	30	48	4

REGULAR SEASON

PLAYOFFS

YEAR	TEAM	LEAGUE	GP	G	A	PTS	PIM	+/-	PP	SH	GW	S	GP	G	A	PTS	PIM
2004-05	Brynäs	J20Selit	29	17	17	34	24	-	-	-	-	-	10	1	1	2	0
	Brynäs	SEL	19	0	0	0	2	-	-	-	-	-	-	-	-	-	-
2005-06	Brynäs	SEL	46	10	16	26	30	-	-	-	-	-	4	1	0	1	2
	Brynäs	J20Selit	-	-	-	-	-	-	-	-	-	-	1	0	0	0	2
	Sweden	WJC	6	4	3	7	2	-	-	-	-	-	-	-	-	-	-
	Sweden	WJC	6	4	3	7	2	-	-	-	-	-	-	-	-	-	-
2006-07	Brynäs	SEL	45	12	28	40	46	-	-	-	-	-	7	3	3	6	6
	Sweden	WJC	7	0	7	7	6	-	-	-	-	-	-	-	-	-	-
	Sweden	WC	9	1	5	6	4	-	-	-	-	-	-	-	-	-	-
2007-08	CAPITALS	NHL	82	14	55	69	24	13	3	0	4	153	7	4	2	6	2
	Sweden	WC	9	3	4	7	4	-	-	-	-	-	-	-	-	-	-
2008-09	CAPITALS	NHL	82	22	66	88	46	16	14	0	1	174	14	3	12	15	8
2009-10	CAPITALS	NHL	82	33	68	101	50	37	11	0	4	222	7	5	4	9	4
	Sweden	Olympics	4	1	5	6	0	-	-	-	-	-	-	-	-	-	-
2010-11	CAPITALS	NHL	77	18	47	65	40	24	4	1	2	202	9	0	2	2	4
2011-12	CAPITALS	NHL	42	14	30	44	24	-4	3	0	4	95	13	2	6	8	18
2012-13	CAPITALS	NHL	48	8	40	48	20	8	3	0	1	82	7	1	2	3	0
2013-14	CAPITALS	NHL	82	18	61	79	54	-20	6	1	1	196	-	-	-	-	-
	Sweden	Olympics	5	0	4	4	0	3	0	0	0	7	-	-	-	-	-
2014-15	CAPITALS	NHL	82	18	*60	78	40	5	3	0	3	153	14	3	5	8	2
2015-16	CAPITALS	NHL	75	20	50	70	36	17	3	0	4	129	12	2	9	11	8
2016-17	CAPITALS	NHL	82	23	63	86	38	17	8	0	5	162	13	6	7	13	2
	Sweden	World Cup	4	2	2	4	2	3	-	-	-	-	-	-	-	-	-
	Sweden	WC	5	3	4	7	8	6	-	-	-	-	-	-	-	-	-
2017-18	CAPITALS	NHL	81	21	50	71	46	5	7	0	4	165	20	5	18	23	6
2018-19	CAPITALS	NHL	80	22	52	74	30	2	7	0	5	169	7	5	3	8	4
2019-20	CAPITALS	NHL	61	12	42	54	14	-1	2	0	0	132	5	0	1	1	0
2020-21	CAPITALS	NHL	55	15	38	53	14	0	5	0	0	91	-	-	-	-	-
NHL / CAPITALS TOTALS			1,011	258	722	980	476	119	79	2	38	2,125	128	36	71	107	58

* League Leader

2020-21

Led the Capitals with 53 points (15g, 38a) ... Played in his 1,000th career game, vs. BUF (4/15), and became the second player in franchise history to play 1,000 games with the Capitals ... Became the second active player and the 23rd player all-time to reach the 1,000-game mark with at least 700 assists, vs. BUF (4/15) ... Passed Daniel Alfredsson (713) for the fourth-most assists among Swedish-born players, vs. PHI (4/13) ... Passed Calle Johansson for the second most games in franchise history, at BUF (3/15) ... Recorded 700th career assist, at BOS (3/5), and became first player in franchise history and 54th player in NHL history to reach the milestone ... Scored his 250th career goal, at PIT (2/14) ... Passed Peter Bondra for the third most games in franchise history, vs. BUF (1/24).

PLAYOFFS VS. THE NHL

TEAM	GP	G	A	PTS	PIM
BOS	7	1	3	4	16
CAR	7	5	3	8	4
CBJ	6	2	6	8	2
MTL	7	5	4	9	4
NYI	9	3	3	6	2
NYR	33	2	15	17	8
PHI	14	6	7	13	8
PIT	25	8	16	24	6
TB	9	1	4	5	4
TOR	6	2	4	6	2
VGK	5	1	6	7	2

NICKLAS BACKSTROM

19



PLAYOFF CAREER

2020: Recorded one assist in three Round Robin games ... Skated in two First Round games vs. NYI. **2019:** Led the Capitals in goals (5) and ranked second on the team in points (8) during the playoffs ... Recorded four points (2g, 2a), including the game winning goal, in Game 5 of the First Round vs. CAR (4/20) ... Recorded two points (1g, 1a) in Game 2 of the First Round vs. CAR (4/13) ... Scored two goals, including his 100th career playoff point, in Game 1 of the First Round vs. CAR (4/11). **2018:** Ranked second on the team in assists (18) and third in points (23) during playoffs ... Recorded seven multi-point games, including three three-point games ... Scored the game-winning goal in OT in Game 5 of the ECQF vs. CBJ (4/21), marking his fourth career playoff overtime goal, the most in franchise history ... Moved into second in franchise history in playoff goals scored (31) ... Passed Kelly Miller for second in franchise history in playoff games played (116). **2017:** Led the Capitals in goals (6), assists (7) and points (13) during the postseason ... Recorded five multi-point games in 13 playoff games ... Scored the game-winning goal in Game 6 of the ECSF at PIT (5/8), marking his fifth career postseason game-winning goal ... Ranked first on the team in power-play points (1g, 4a) ... Assisted on two game-winning goals during the postseason, in Game 4 of the ECQF at TOR (4/19) and in Game 3 of the ECSF at PIT (5/1) ... Finished second among Capitals forwards for time on ice per game (20:44) ... Scored a goal in Game 5 of the ECSF vs. PIT (5/6), passing Dale Hunter (72) for second place on the franchise playoff point list ... Recorded his 75th career playoff point in Game 6 of the ECSF at PIT (5/8). **2016:** Ranked first on the team in assists (9) and third in points (11) during the postseason ... Recorded three points (1g, 2a) in Game 2 of the ECQF vs. PHI (4/16), marking his fifth career three-point playoff game ... Earned two assists in Game 3 of the ECQF at PHI (4/18) ... Scored the game-winning and series-clinching goal in Game 6 of the ECQF vs. PHI (4/24), marking his fourth career postseason game-winning goal ... Won 18 of 20 faceoffs (90.0%) in Game 2 of the ECSF vs. PIT (4/30), marking the highest faceoff win percentage in the NHL playoffs since 1987-88 (min. 20 faceoffs) ... Earned two assists in Game 6 of the ECSF at PIT (5/10), passing Mike Ridley (60) for third place on the franchise playoff points list and fourth place on the Capitals franchise assists list. **2015:** Registered eight points (3g, 5a) in 14 playoff games ... Ranked tied for second on the team in playoff assists and faceoff win percentage (58.5%) and third in playoff points ... Recorded three points (1g, 2a) in Game 2 of the ECQF vs. NYI (4/17), marking his fourth career playoff game with three or more points, his sixth career multi-assist playoff game and his ninth multi-point playoff game ... Scored a goal in Game 3 of the ECQF at NYI (4/19) ... Earned two points (1g, 1a) in Game 4 of the ECQF at NYI (4/21) and scored the game-winning goal 11:09 into overtime, marking his franchise-leading third career playoff OT goal and second career postseason overtime goal against Jaroslav Halak (4/17/10 vs. MTL) ... Tallied an assist in Game 1 of the ECSF at NYR (4/30) ... Earned an assist in game 7 of the ECSF at NYR (5/13). **2013:** Ranked T-4th on the team with three points during the postseason ... Led the team in faceoff winning percentage (54.5%) during the playoffs ... Scored a goal in Game 3 of the ECQF at NYR. **2012:** Ranked 2nd on WSH in playoff scoring in 2012 and 1st in assists and penalty minutes ... Led all WSH forwards in ice time per game (21:31) and all Capitals in takeaways during the postseason (19) ... Scored the GWG in double overtime of Game 2 of the ECQF on 4/14 at BOS ... Had two, two-assist games during the playoffs. **2011:** Finished the 2011 playoffs 2nd among forwards in ice time per game (23:18) ... Led the team with 6 postseason takeaways ... **2010:** 2nd on the team with 9 points (5g-4a) in 7 playoff games in the 2010 playoffs ... Had his 1st hat trick as a professional and added an assist in Game 2 of the ECQF vs. MTL (4/17) ... He and MTL's Andrei Kostitsyn became the 5th pair of playoff opponents to both record hat tricks in the same game ... Had a 3-point night (1g-2a) and was +4 in Game 4 at MTL (4/21). **2009:** His 12 assists in 14 playoff games during 2009 led the Caps, while his 15 points was 2nd on the team behind Ovechkin ... Led the NHL with 7 assists in the first round of the playoffs ... Finished with the second-best assist total in Caps playoff history, one shy of Andrei Nikolishin's single-season record (13, 1998) ... Had a point in all 7 Capitals wins in the playoffs ... 2 of his goals were PPGs ... Recorded a 9-game point streak (3g-8a from 4/24—5/11) ... Notched 3 assists on 4/20 at NYR in Game 3 of the ECQF ... Tallied 8 points (3g-5a) vs. PIT in the ECSF ... Scored goals in Games 3, 4 and 5 vs. PIT (3g-1a; 5/6—5/9). **2008:** Shared the team lead in playoff goals (4) and was t-2nd in the NHL in first-round goals in 2008 ... Scored goals in 4 straight games to close out the ECQF series vs. PHI, notching the Capitals' first goal in each of those games.

NICKLAS BACKSTROM

19

RANKINGS AMONG ACTIVE PLAYERS

MOST PLAYOFF ASSISTS PER GAME

PLAYER	GP	A	A/GP
Sidney Crosby	168	121	0.72
Ryan Getzlaf	125	83	0.66
Evgeni Malkin	166	106	0.64
Joe Thornton	179	102	0.57
Patrick Kane	136	80	0.59
Nicklas Backstrom	128	71	0.55
Jonathan Toews	137	74	0.54
David Krejci	145	75	0.52

*Minimum 100 games played

MOST PLAYOFF OTG

PLAYER	GP	OTG
Patrick Kane	136	5
Corey Perry	145	5
Nicklas Backstrom	128	4
Patrick Marleau	195	4
Patrice Bergeron	149	4
Joe Pavelski	161	3
Nick Bonino	98	3
Brent Seabrook	123	3
Kyle Turris	69	3

HIGHEST PLAYOFF POINTS PER GAME

PLAYER	TEAM	GP	G	A	P	P/GP
Sidney Crosby	PIT	168	68	121	189	1.13
Evgeni Malkin	PIT	166	63	106	169	1.02
Patrick Kane	CHI	136	52	80	132	0.97
Alex Ovechkin	WSH	136	69	62	131	0.96
Ryan Getzlaf	ANA	125	37	83	120	0.96
Logan Couture	SJ	116	48	53	101	0.87
Jonathan Toews	CHI	137	45	74	119	0.87
Nicklas Backstrom	WSH	128	36	71	107	0.84
David Krejci	BOS	145	40	75	115	0.79
Brad Marchand	BOS	121	37	58	95	0.79

*Minimum 100 games played





JOHN CARLSON

74

BIOGRAPHICAL INFO

DEFENSE | HEIGHT: 6'3" | WEIGHT: 215 | SHOOTS: Right
 BORN: January 10, 1990 | BIRTHPLACE: Natick, Massachusetts
 DRAFTED: Capitals' first-round choice, 27th overall, in the 2008 NHL Draft

REGULAR SEASON

PLAYOFFS

YEAR	TEAM	LEAGUE	GP	G	A	PTS	PIM	+/-	PP	SH	GW	S	GP	G	A	PTS	PIM
2005-06	N.J. Rockets	ATJHL	38	2	10	12	42	-	-	-	-	-	-	-	-	-	-
2006-07	N.J. Rockets	ATJHL	44	12	38	50	96	-	-	-	-	-	-	-	-	-	-
	Indiana	USHL	2	0	0	0	6	-	-	-	-	-	-	-	-	-	-
2007-08	Indiana	USHL	59	12	31	43	72	-	-	-	-	-	4	1	0	1	0
2008-09	London	OHL	59	16	60	76	65	-	-	-	-	-	14	7	15	22	16
	Hershey	AHL	-	-	-	-	-	-	-	-	-	-	16	2	1	3	0
2009-10	CAPITALS	NHL	22	1	5	6	8	11	0	0	0	21	7	1	3	4	0
	Hershey	AHL	48	4	35	39	26	+37	1	0	1	100	13	2	5	7	8
	United States	WJC	7	4	3	7	2	-	-	-	-	-	-	-	-	-	-
2010-11	CAPITALS	NHL	82	7	30	37	44	21	1	0	3	144	9	2	1	3	4
2011-12	CAPITALS	NHL	82	9	23	32	22	-15	4	0	0	152	14	2	3	5	8
2012-13	CAPITALS	NHL	48	6	16	22	18	11	0	0	0	97	7	0	1	1	4
2013-14	CAPITALS	NHL	82	10	27	37	22	-3	5	0	0	208	-	-	-	-	-
	United States	Olympics	6	1	1	2	0	1	0	0	0	5	-	-	-	-	-
2014-15	CAPITALS	NHL	82	12	43	55	28	11	3	1	3	193	14	1	5	6	4
2015-16	CAPITALS	NHL	56	8	31	39	14	16	2	0	4	124	12	5	7	12	4
2016-17	CAPITALS	NHL	72	9	28	37	10	7	3	0	3	180	13	2	2	4	4
	United States	World Cup	2	0	0	0	0	-3	0	0	0	-	-	-	-	-	-
2017-18	CAPITALS	NHL	82	15	53	68	32	0	4	0	4	237	24	5	15	20	8
2018-19	CAPITALS	NHL	80	13	57	70	34	21	3	0	1	185	7	0	5	5	6
2019-20	CAPITALS	NHL	69	15	60	75	26	12	2	0	6	189	5	0	6	6	2
2020-21	CAPITALS	NHL	52	10	34	44	12	-5	3	0	1	128	-	-	-	-	-
NHL / CAPITALS TOTALS			809	115	407	522	270	87	30	1	25	1,858	112	18	48	66	44

VS. THE NHL

TEAM	GP	G	A	PTS	PIM
ANA	15	3	11	14	0
ARI	16	4	5	9	2
BOS	37	7	15	22	6
BUF	37	3	12	15	10
CGY	17	2	3	5	6
CAR	46	7	25	32	18
CHI	15	3	8	11	2
COL	16	3	7	10	6
CBJ	28	6	13	19	10
DAL	16	4	6	10	4
DET	22	4	13	17	4
EDM	15	1	12	13	2
FLA	36	6	16	22	16
LA	15	3	5	8	4
MIN	14	0	6	6	6
MTL	33	2	15	17	18
NSH	16	0	13	13	22
NJ	47	7	29	36	28
NYI	46	8	23	31	10
NYR	44	6	27	33	8
OTT	30	6	11	17	4
PHI	48	2	25	27	16
PIT	44	7	21	28	12
SJ	17	2	12	14	8
STL	16	2	10	12	2
TB	39	6	19	25	18
TOR	31	5	19	24	10
VAN	15	4	9	13	4
VGK	6	0	5	5	2
WPG	32	2	12	14	12

2020-21

Tied for fifth among NHL defensemen in points (10g-34a-44p) ... Recorded a career-high four points and four assists, at PHI (4/17) ... Played in his 800th career game and recorded his 400th career assist, vs. PHI (4/13), and became the 27th defenseman in NHL history to record at least 400 assists by their 800th game ... Passed Mike Green and Calle Johansson (113) for the third most goals by a defenseman in franchise history, at NYI (4/1) ... Passed Mike Gartner for the fourth-most assists in franchise history, vs. NYR (3/19) ... Recorded his 500th career point, at PHI (3/11), and became the third-fastest active defenseman to reach the 500-point mark ... Passed Dale Hunter for the fifth-most assists in franchise history, vs. BUF (1/22).

PLAYOFFS VS. THE NHL

TEAM	GP	G	A	PTS	PIM
BOS	7	0	2	2	4
CAR	7	0	5	5	6
CBJ	6	1	8	9	2
MTL	7	1	3	4	0
NYI	12	1	9	10	4
NYR	26	2	5	7	14
PHI	6	3	3	6	4
PIT	19	5	5	10	6
TB	11	2	5	7	0
TOR	6	1	1	2	0
VGK	5	2	2	4	4

JOHN CARLSON

74



PLAYOFF CAREER

2020: Led the Capitals in assists (6), points (6), points per game (1.20) and time on ice per game (24:50) during the playoffs ... Passed Dale Hunter (47) for the third-most playoff assists in franchise history in Game 4 of First Round at NYI (8/18) ... Passed Scott Stevens (44) for the most playoff assists by a defenseman in franchise history and the fourth-most by any player in Game 2 of the First Round vs. NYI (8/14) ... Skated in all five First Round games vs. NYI. **2019:** Led the Capitals in time on ice per game (26:14) and power play points (4) during the playoffs ... Recorded two assists in Game 5 of the First Round vs. CAR (4/20), passing Mike Ridley (41) and tying Calle Johansson (42) for the fifth-most playoff assists in franchise history ... Recorded three assists in the first period of Game 1 in the First Round vs. CAR (4/11), tying an NHL record for the most assists in a single period in the playoffs ... Passed Dale Hunter (100) for the third most playoff games played in franchise history in Game 1 of the First Round (4/11). **2018:** Recorded 20 points (5g, 15a) in 24 playoff games ... Led NHL defensemen in goals, assists and points during playoffs ... Set new franchise record for points by a defenseman in a single postseason ... Moved into first among defensemen in franchise history in playoff goals (18), total points (55) and games played (100) and third in assists (37). **2017:** Recorded four points (2g, 2a) in 13 postseason games ... Registered two power play goals, tying for the team lead ... Ranked second on the team in time on ice per game (22:24) ... Scored a power-play goal and assisted on the game-winning goal in Game 5 of the ECSEF vs. PIT (5/6) ... Led Capitals defensemen in shots (38) ... Appeared in his 76th career playoff game against PIT (5/10), tying Mike Ridley for ninth on the franchise postseason games played list. **2016:** Registered 12 points (5g, 7a) in 12 games during the postseason, tying the franchise record for most points in a postseason by a defenseman (Kevin Hatcher, 1988; Scott Stevens, 1988) ... Became the third defenseman in franchise history to score five goals in a postseason (Sergei Gonchar, 1998: 7; Kevin Hatcher, 1988: 5) and the sixth defenseman in franchise history to earn seven assists in a postseason (Calle Johansson, Kevin Hatcher, Mike Green, Scott Stevens, Sylvain Cote) ... Set the franchise record for power-play goals in a postseason by a defenseman (4) and his eight power-play points (4g, 4a) mark the most by a Capitals skater since Alex Ovechkin (3g, 5a) in the 2009 Stanley Cup playoffs ... Registered a point in six consecutive games (4/28-5/10: 2g, 4a), marking the longest playoff point streak by a Capitals defenseman since Sergei Gonchar in the 1998 Stanley Cup playoffs (5/3/98-5/15/98: 3g, 3a) ... Led the Capitals in ice time per game (26:53), power-play points (8) and power-play goals (4), ranked tied for first in points (12), tied for second in assists (7), goals (5) and power-play assists (4) and second in shots (49) during the postseason ... Scored his first career playoff game-winning goal in Game 1 of the ECQF vs. PHI (4/14) ... Tallied two points (1g, 1a) in Game 2 of the ECQF vs. PHI (4/16) ... Earned three points (1g, 2a) in Game 3 of the ECQF at PHI (4/18), marking his first career postseason three-point game and first career multi-assist playoff game ... He is the first defenseman in the NHL to record three power-play points (1g, 2a) in a single playoff game since Sami Salo on May 22, 2011 (2g, 1a) ... He is the first NHL player to score a power-play goal in three straight postseason games (4/14-4/18: 3 PPG) in one playoff year since Patrick Marleau in 2011 (5/15/11-5/20/11: 3g) and the first Capitals defenseman to score a power-play goal in three straight postseason games since Al Iafate in the 1993 Patrick Division semifinals (4/24/93-4/28/93: 3g) ... He is the first Capitals defenseman to record a power-play point in the first three playoff games of any series since Scott Stevens in the 1989 Patrick Division semifinals (4/5/89-4/8/89: 3a). **2015:** Registered playoff career highs in assists (5) and points (6) in 14 playoff games ... Led Washington in blocked shots (41) and ranked third in shots (41) during the postseason ... Led Capitals defensemen in assists and points ... Recorded an assist in Game 2 of the ECQF vs. NYI (4/17) ... Earned an assist in Game 4 of the ECQF at NYI (4/21) ... Scored a goal in Game 6 of the ECQF at NYI (4/25) ... Earned an assist in Game 7 of the ECQF vs. NYI (4/27) ... Earned an assist in Game 1 of the ECSEF at NYR (4/30), extending his points streak to three games ... Tallied an assist in Game 6 of the ECSEF vs. NYR (5/10). **2013:** Led the team with 22 blocked shots during playoffs ... Ranked 2nd on the team in shots on goal (21) and ice time per game (22:28) during the postseason ... Earned an assist in Game 3 of the ECQF at NYR. **2012:** Led WSH defensemen and T-5th on the team in 2012 postseason points ... T-1st among blueliners in goals and assists during playoffs ... Tied for team lead among defensemen in shots (27) ... 2nd on team in ice time per game (24:02) ... 4th on WSH in hits (30) and 1st in blocked shots (38) during the playoffs ... Scored a goal in Game 3 of ECSEF vs. NYR on 5/2 ... Scored in Game 5 of ECSEF at NYR on 5/7. **2011:** 2nd among rookies in the NHL in playoff ice time, skating 23:58 per game ... During the playoffs was 4th on the team in blocked shots (17) ... Tied for the league lead in goals by a rookie defenseman during the postseason (2). **2010:** Rejoined Hershey after the 2010 Stanley Cup playoffs and posted 7 points (2g-5a) in 13 games ... Had 5 points (2g-3a) in the last 3 games of the Calder Cup final (6/9—6/14), including the GWG in Games 4 and 6 ... Was +7 in the playoffs, including +4 in the final series vs. Texas. **2009:** Appeared in 16 playoff games for Hershey in 2009 upon finishing his junior season with the London Knights (OHL) ... Recorded 2 goals, 1 assist and was +3 as the Bears won the Calder Cup.



ZDENO CHARA

33

BIOGRAPHICAL INFO

DEFENSE | **HEIGHT:** 6'9" | **WEIGHT:** 250 | **SHOOTS:** Left
BORN: March 18, 1977 | **BIRTHPLACE:** Trenčin, Slovakia
ACQUIRED: Signed as a free agent, December 30, 2020

REGULAR SEASON

PLAYOFFS

YEAR	TEAM	LEAGUE	GP	G	A	PTS	PIM	+/-	PP	SH	GW	S	GP	G	A	PTS	PIM
1996-97	Prince George	WHL	49	3	19	22	120	-5	0	1	0	-	15	1	7	8	45
1997-98	NY Islanders	NHL	25	0	1	1	50	1	0	0	0	10	-	-	-	-	-
	Kentucky	AHL	48	4	9	13	125	0	-	-	-	-	1	0	0	0	4
1998-99	NY Islanders	NHL	59	2	6	8	83	-8	0	1	0	56	-	-	-	-	-
	Lowell	AHL	23	2	2	4	47	5	-	-	-	-	-	-	-	-	-
1999-00	NY Islanders	NHL	65	2	9	11	57	-27	0	0	1	47	-	-	-	-	-
2000-01	NY Islanders	NHL	82	2	7	9	157	-27	0	1	0	83	-	-	-	-	-
2001-02	Ottawa	NHL	75	10	13	23	156	30	4	1	2	105	10	0	1	1	12
	Dukla Trenčin	Slovakia	8	2	2	4	32	-	-	-	-	-	-	-	-	-	-
2002-03	Ottawa	NHL	74	9	30	39	116	29	3	0	2	168	18	1	6	7	14
2003-04	Ottawa	NHL	79	16	25	41	147	33	7	0	3	185	7	1	1	2	8
2004-05	Farjestads	SHL	33	10	15	25	132	24	-	-	-	-	13	3	5	8	82
2005-06	Ottawa	NHL	71	16	27	43	135	17	10	1	3	212	10	1	3	4	23
2006-07	Boston	NHL	80	11	32	43	100	-21	9	0	3	204	-	-	-	-	-
2007-08	Boston	NHL	77	17	34	51	114	14	9	1	0	207	7	1	1	2	12
2008-09	Boston	NHL	80	19	31	50	95	23	11	0	3	216	11	1	3	4	12
2009-10	Boston	NHL	80	7	37	44	87	19	4	0	1	242	13	2	5	7	29
2010-11	Boston	NHL	81	14	30	44	88	33	8	1	2	264	24	2	7	9	34
2011-12	Boston	NHL	79	12	40	52	86	33	8	0	0	224	7	1	2	3	8
	Boston	NHL	48	7	12	19	70	14	3	0	2	119	22	3	12	15	20
2012-13	Lev Praha	KHL	25	4	6	10	24	5	-	-	-	-	-	-	-	-	-
	Boston	NHL	77	17	23	40	66	25	10	0	3	168	12	2	2	4	14
2014-15	Boston	NHL	63	8	12	20	42	0	4	0	0	138	-	-	-	-	-
2015-16	Boston	NHL	80	9	28	37	71	12	10	0	3	158	-	-	-	-	-
2016-17	Boston	NHL	75	10	19	29	59	18	1	2	0	136	6	0	1	1	2
2017-18	Boston	NHL	73	7	17	24	60	22	0	0	3	144	12	1	2	3	4
2018-19	Boston	NHL	62	5	9	14	57	22	1	0	2	99	23	2	4	6	16
2019-20	Boston	NHL	68	5	9	14	60	26	0	0	2	86	13	0	2	2	8
2020-21	CAPITALS	NHL	55	2	8	10	44	5	0	0	0	67	-	-	-	-	-
NHL TOTALS			1,608	207	459	666	2,000	293	93	8	35	3,338	195	18	52	70	216
CAPITALS TOTALS			55	2	8	10	44	5	0	0	0	-	-	-	-	-	-

VS. THE NHL

TEAM	GP	G	A	PTS	PIM
ANA	25	6	6	12	21
ARI	28	5	12	17	28
BOS	42	8	7	15	74
BUF	109	13	38	51	103
CGY	28	6	7	13	22
CAR	70	7	21	28	81
CHI	30	3	6	9	44
COL	29	2	6	8	25
CBJ	30	2	8	10	23
DAL	26	1	6	7	22
DET	44	1	7	8	38
EDM	28	1	10	11	30
FLA	75	12	24	36	142
LA	28	2	6	8	53
MIN	22	1	9	10	22
MTL	100	16	26	42	174
NSH	25	3	5	8	19
NJ	82	5	20	25	93
NYI	69	12	25	37	51
NYR	83	11	28	39	121
OTT	76	10	24	34	73
PHI	80	17	28	45	102
PIT	82	18	22	40	129
SJ	26	2	4	6	43
STL	25	2	8	10	19
TB	77	11	26	37	114
TOR	101	16	31	47	112
VAN	30	2	3	5	22
VGK	6	0	0	0	6
WSH	74	7	19	26	89
WPG	58	5	17	22	105

PLAYOFFS VS. THE NHL

TEAM	GP	G	A	PTS	PIM
BUF	11	2	3	5	33
CAR	15	0	2	2	16
CHI	6	1	3	4	6
CBJ	6	0	1	1	2
DET	5	2	0	2	4
MTL	24	2	5	7	24
NJ	7	0	1	1	6
NYI	5	0	3	3	4
NYR	5	1	2	3	4
OTT	6	0	1	1	2
PHI	23	3	7	10	22
PIT	4	0	0	0	0
STL	7	1	2	3	6
TB	23	1	4	5	29
TOR	33	4	12	16	30
VAN	7	0	4	4	20
WSH	8	1	2	3	8

2020-21

Ranked first on the Capitals in shorthanded TOI (147:38) ... Ranked fifth on the Capitals in time on ice (1007:43) ... Ranked second on the team in blocked shots (67) and sixth in hits (88) ... Played in his 1,600th career game, becoming the fifth defenseman in NHL history to reach the mark, joining Chris Chelios (1,651), Scott Stevens (1,635), Larry Murphy (1,615) and Ray Bourque (1,612), at NYI (4/24) ... Passed Nicklas Lidstrom (1,564) for fifth most games played by a defenseman in NHL history, vs. PHI (2/7).

ZDENO CHARA

33



PLAYOFF CAREER

Career: His 195 career playoff games are the most among active defensemen and the ninth most all-time among defensemen ... Ranks second among active defensemen in playoff points (666) ... Has played in 14 career game sevens (6-8 record) ... Has played in 46 career playoff overtime games and has recorded three overtime assists. **2020:** Appeared in all 13 of Boston's playoff games ... Ranked third on Boston in blocked shots. **2019:** Led the Bruins to the Stanley Cup Final ... Led all skaters in plus/minus (+11) during the playoffs ... Ranked tied for first on Boston in penalty minutes ... Became oldest defenseman in NHL history to score a game-winning playoff goal in Game 4 of the First Round at TOR (4/17) and to score a game-winning goal in the Stanley Cup Final in Game 6 at STL (6/9). **2018:** Skated in all 12 of Boston's playoff games. **2017:** Appeared in all six of Boston's playoff games ... Led team in hits (36). **2014:** Skated in all 12 of Boston's playoff games ... Ranked tied for second on Boston in plus/minus (+4) **2013:** Led Bruins to Stanley Cup Final ... Led Boston in time on ice per game (29:32) ... Set a single-postseason career high in points with 15 (3g, 12a) ... Scored a goal in Game 3 of the Stanley Cup Final at CHI (6/22) ... Logged a playoff career high 45:05 time on ice in Game 1 of the Stanley Cup Final at CHI (6/12/13) ... Recorded a five-game point streak (5/8-5/18: 2g, 7a) ... Recorded two points (1g, 1a) in Game 1 of the ECSF vs. NYR (5/16) ... Recorded a playoff career high four points (0g, 4a) in Game 4 of the ECQF at TOR (5/8/13). **2012:** Skated in all seven of Boston's playoff games ... Tied for the team lead in penalty minutes (8) ... Scored the game-winning goal in Game 3 of the ECQF at WSH (4/16). **2011:** Won Stanley Cup with Boston, appearing in 24 contests ... Became second European-born captain to win the Stanley Cup ... Led all skaters in plus/minus (+16) during the playoffs ... Played in his 100th career playoff game in Game 7 of the Stanley Cup Final at VAN (6/15) ... Recorded two assists in Game 3 of the Stanley Cup Final vs. VAN (6/6) ... Recorded three points (2g, 1a) in Game 3 of the ECSF vs. PHI (5/4). **2010:** Led Boston in time on ice per game (28:08) during the playoffs **2009:** Appeared in all 11 of Boston's playoff games ... Ranked tied for the team lead in hits (37) ... Scored his first career playoff game-winning goal in Game 1 of the ECQF vs. MTL (4/16). **2008:** Skated in all seven of Boston's playoff games ... Ranked second on Boston in hits (21) ... Made his Boston postseason debut in Game 1 of the ECQF at MTL (4/10). **2006:** Appeared in all 10 of Ottawa's playoff games ... Led the team in penalty minutes (23) ... Ranked second on Ottawa in hits (29) and fourth in blocked shots (13). **2004:** Skated in all seven of Ottawa's playoff games ... Led team in plus/minus (+3). **2003:** Appeared in all 18 of Ottawa's playoff games ... Ranked second on Ottawa in time on ice per game (25:07) ... Ranked tied for fourth on the team in plus/minus (+3) ... Scored first career playoff goal in Game 1 of the ECSF vs. PHI (4/25/03) ... Recorded two assists in Game 3 of the ECQF vs. NYI (4/14). **2002:** Ranked second on Ottawa in time on ice per game (26:07) during the playoffs ... Recorded first career playoff point, an assist, in Game 5 of the ECSF at TOR (5/10/02) ... Made his Stanley Cup Playoff debut with Ottawa in Game 1 of the ECQF at PHI (4/17/02).



BRENDEN DILLON

4

BIOGRAPHICAL INFO

DEFENSE | **HEIGHT:** 6'4" | **WEIGHT:** 220 | **SHOOTS:** Left

BORN: November 13, 1990 | **BIRTHPLACE:** New Westminster, British Columbia

ACQUIRED: From San Jose for Washington's 2020 second-round pick (COL) and a conditional 2021 third-round pick, Feb. 18, 2020

REGULAR SEASON

PLAYOFFS

YEAR	TEAM	LEAGUE	GP	G	A	PTS	PIM	+/-	PP	SH	GW	S	GP	G	A	PTS	PIM
2007-08	Seattle	WHL	71	1	10	11	54	16	1	0	0	-	12	0	2	2	21
2008-09	Seattle	WHL	70	0	10	10	68	-11	0	0	0	-	5	0	1	1	6
2009-10	Seattle	WHL	67	2	12	14	101	-12	0	0	0	-	-	-	-	-	-
2010-11	Seattle	WHL	72	8	51	59	139	-25	2	0	0	-	-	-	-	-	-
	Texas	AHL	10	0	0	0	8	-2	0	0	0	8	6	0	2	2	7
2011-12	Dallas	NHL	1	0	0	0	0	0	0	0	0	6	-	-	-	-	-
	Texas	AHL	76	6	23	29	97	-6	1	1	0	119	-	-	-	-	-
2012-13	Dallas	NHL	48	3	5	8	65	1	0	0	1	75	-	-	-	-	-
	Texas	AHL	37	3	11	14	45	-1	0	0	0	72	-	-	-	-	-
	Canada	WC	8	1	0	1	0	3	-	-	-	-	-	-	-	-	-
2013-14	Dallas	NHL	80	6	11	17	86	9	0	2	1	97	2	0	0	0	0
2014-15	Dallas	NHL	20	0	1	1	23	-2	0	0	0	16	-	-	-	-	-
	San Jose	NHL	60	2	7	9	54	-11	0	0	1	75	-	-	-	-	-
2015-16	San Jose	NHL	76	2	9	11	61	8	0	0	1	93	24	0	2	2	11
2016-17	San Jose	NHL	81	2	8	10	60	-2	0	0	0	86	6	0	1	1	4
2017-18	San Jose	NHL	81	5	17	22	60	-7	0	0	0	88	10	0	4	4	32
2018-19	San Jose	NHL	82	1	21	22	61	19	0	1	0	71	20	0	2	2	24
2019-20	San Jose	NHL	59	1	13	14	83	0	0	0	0	48	-	-	-	-	-
	CAPITALS	NHL	10	0	0	0	21	-2	0	0	0	10	8	0	1	1	8
2020-21	CAPITALS	NHL	56	2	17	19	49	15	0	0	0	51	-	-	-	-	-
NHL TOTALS			654	24	109	133	623	28	0	4	4	716	70	0	10	10	81
CAPITALS TOTALS			66	2	17	19	70	13	0	0	0	61	8	0	1	1	8

VS. THE NHL

TEAM	GP	G	A	PTS	PIM
ANA	32	2	5	7	22
ARI	33	3	6	9	31
BOS	20	0	3	3	15
BUF	21	2	2	4	22
CGY	31	2	7	9	46
CAR	12	1	1	2	17
CHI	26	0	3	3	20
COL	22	0	2	2	28
CBJ	16	1	4	5	15
DAL	15	0	2	2	6
DET	17	0	3	3	11
EDM	32	2	5	7	32
FLA	11	1	3	4	11
LA	35	0	7	7	33
MIN	26	0	5	5	17
MTL	14	1	1	2	6
NSH	28	2	4	6	27
NJ	21	0	9	9	13
NYI	20	0	5	5	9
NYR	21	1	2	3	19
OTT	13	0	5	5	14
PHI	23	0	5	5	27
PIT	24	0	2	2	37
SJ	8	0	0	0	8
STL	26	1	2	3	9
TB	11	0	1	1	8
TOR	13	2	1	3	8
VAN	34	2	6	8	38
VGK	12	0	1	1	8
WSH	13	1	2	3	30
WPG	24	0	5	5	36

2020-21

Led Capitals defensemen in hits (143) and ranked eighth among NHL defensemen ... Ranked second on the Capitals in plus/minus (+15) ... Recorded two assists, at NYI (4/24) ... Recorded two points (1g, 1a), at BUF (4/9) ... Recorded his 100th career assist, vs. NJD (3/25) ... Recorded an assist in three straight games (1/26-1/30, 3a), tying a career-long assist streak ... Played in his 600th career game, at BUF (1/15).

PLAYOFF CAREER

2020: Led the Capitals in blocked shots during the playoffs (19) ... Led Capitals' defensemen in hits (26) during the playoffs ... Ranked third on the team in time on ice per game (22:09) ... Recorded an assist in Game 2 of the First Round vs. NYI (8/14) ... Skated in all three Round Robin games and all five First Round games vs. NYI. **2019:** Skated in all 20 of San Jose's playoff games ... Recorded an assist in Game 3 of the WCQ at STL (5/15) ... Recorded an assist in Game 2 of the Second Round vs. VGK (4/12). **2018:** Skated in all 10 of San Jose's playoff games ... Ranked second on San Jose in hits (28) and fourth in blocked shots (15) during the playoffs ... Recorded two assists in Game 4 of the Second Round vs. VGK (5/2). **2017:** Skated in all six of San Jose's playoff games ... Led San Jose defensemen in hits (14) during the playoffs. **2016:** Skated in all 24 of San Jose's playoff games ... Ranked second on San Jose in hits (72) during the playoffs ... Recorded an assist on the game winning goal in Game 5 of the SCF at PIT (6/9) ... Recorded an assist in Game 4 of the SCF vs. PIT (6/6). **2014:** Appeared in two postseason games for the Dallas Stars ... Made his Stanley Cup Playoff debut in Game 5 of the WCQF at ANA (4/25).

PLAYOFFS VS. THE NHL

TEAM	GP	G	A	PTS	PIM
ANA	6	0	2	2	6
BOS	1	0	0	0	0
COL	7	0	0	0	10
EDM	6	0	1	1	4
LA	5	0	0	0	0
NSH	7	0	0	0	6
NYI	5	0	1	1	6
PHI	1	0	0	0	2
PIT	6	0	2	2	0
STL	12	0	1	1	13
TB	1	0	0	0	0
VGK	13	0	3	3	34



NIC DOWD

BIOGRAPHICAL INFO

CENTER | **HEIGHT:** 6'1" | **WEIGHT:** 192 | **SHOOTS:** Right
BORN: May 27, 1990 | **BIRTHPLACE:** Huntsville, Alabama
ACQUIRED: Signed as a free agent, July 1, 2018

26

VS. THE NHL

TEAM	GP	G	A	PTS	PIM
ANA	10	1	2	3	0
ARI	10	0	0	0	0
BOS	17	3	1	4	2
BUF	15	1	1	2	12
CGY	10	2	1	3	8
CAR	9	2	3	5	10
CHI	6	1	0	1	4
COL	8	0	2	2	4
CBJ	8	0	1	1	4
DAL	7	2	2	4	2
DET	6	1	2	3	0
EDM	9	1	2	3	0
FLA	7	0	2	2	4
LA	7	1	0	1	2
MIN	8	0	1	1	4
MTL	10	1	0	1	4
NSH	5	1	3	4	0
NJ	17	1	3	4	2
NYI	18	2	1	3	2
NYR	15	6	2	8	15
OTT	7	0	0	0	2
PHI	16	3	4	7	14
PIT	16	4	1	5	2
SJ	13	1	4	5	8
STL	9	0	1	1	0
TB	10	1	0	1	6
TOR	7	0	1	1	0
VAN	5	0	1	1	4
VGK	7	0	0	0	6
WSH	4	0	0	0	6
WPG	11	0	2	2	7

REGULAR SEASON

PLAYOFFS

YEAR	TEAM	LEAGUE	GP	G	A	PTS	PIM	+/-	PP	SH	GW	S	GP	G	A	PTS	PIM
2007-08	Culver M.A.	USHS-Prep	45	15	31	46	38	-	-	-	-	-	-	-	-	-	-
2008-09	St. Louis	NAHL	3	0	0	0	2	-1	-	-	-	-	-	-	-	-	-
	Wenatchee	NAHL	43	16	33	49	71	9	-	-	-	-	13	8	14	22	34
2009-10	Indiana	USHL	46	16	23	39	48	20	-	-	-	-	9	2	4	6	2
2010-11	St. Cloud State	NCAA	36	5	13	18	34	1	1	0	2	44	-	-	-	-	-
2011-12	St. Cloud State	NCAA	39	11	13	24	36	2	2	1	0	91	-	-	-	-	-
2012-13	St. Cloud State	NCAA	41	14	25	39	41	6	4	0	5	92	-	-	-	-	-
2013-14	St. Cloud State	NCAA	38	22	18	40	32	17	10	2	5	95	-	-	-	-	-
	Manchester	AHL	7	0	3	3	0	1	0	0	0	6	4	1	0	1	0
2014-15	Manchester	AHL	75	9	32	41	44	17	2	0	2	118	19	7	6	13	10
2015-16	Los Angeles	NHL	5	0	0	0	2	1	0	0	0	3	-	-	-	-	-
	Ontario	AHL	58	14	34	48	49	13	3	1	3	140	13	4	7	11	14
2016-17	Los Angeles	NHL	70	6	16	22	25	-15	1	0	2	78	-	-	-	-	-
2017-18	Los Angeles	NHL	16	0	1	1	12	-3	0	0	0	11	-	-	-	-	-
	Vancouver	NHL	40	3	0	3	16	-7	1	0	1	40	-	-	-	-	-
2018-19	CAPITALS	NHL	64	8	14	22	20	10	0	0	3	47	7	1	0	1	6
2019-20	CAPITALS	NHL	56	7	8	15	28	11	0	3	1	52	8	0	0	0	4
2020-21	CAPITALS	NHL	56	11	4	15	31	4	0	0	3	68	-	-	-	-	-
NHL TOTALS			307	35	43	78	134	1	2	3	10	299	15	1	0	1	10
CAPITALS TOTALS			176	26	26	52	79	25	0	3	7	167	15	1	0	1	10

2020-21

Ranked ninth in the NHL in faceoff win percentage (56.3%) among skaters with at least 700 total faceoffs ... His 11 goals this season were a new single-season career high ... Ranked first on the Capitals in takeaways (38) ... Logged 14:22 time on ice per game this season, which was a career high ... Skated a career high 21:25 time on ice, at NYR (5/3) ... Played 300th career game, vs. NYI (4/27) ... Won 14 of 17 faceoffs (82%), vs. NYR (3/19) ... Scored the game-winning goal in consecutive games, at PHI (3/11-3/13) ... Scored two goals, at PHI (3/11), marking his second career multi-goal game.

PLAYOFFS VS. THE NHL

TEAM	GP	G	A	PTS	PIM
BOS	1	0	0	0	0
CAR	7	1	0	1	6
NYI	5	0	0	0	4
PHI	1	0	0	0	0
TB	1	0	0	0	0

PLAYOFF CAREER

2020: Led Capitals' centers in faceoff win percentage (56.3) during the playoffs ... Skated in all three Round Robin games and all five First Round games vs. NYI. **2019:** Skated in all seven of Washington's playoff games ... Led Capitals centers in faceoff win percentage (57.4) during the playoffs ... Scored on a penalty shot in Game 5 of the First Round vs. CAR (4/20), marking the first successful penalty shot in the playoffs in franchise history and his first career playoff goal ... Made his Stanley Cup Playoff debut in Game 1 of the First Round vs. CAR (4/11).



LARS ELLER

20

BIOGRAPHICAL INFO

CENTER | **HEIGHT:** 6'2" | **WEIGHT:** 208 | **SHOOTS:** Left

BORN: May 8, 1989 | **BIRTHPLACE:** Rodovre, Denmark

ACQUIRED: From Montreal in exchange for Washington's second-round pick in the 2017 and 2018 NHL Drafts, June 24, 2016

REGULAR SEASON

PLAYOFFS

YEAR	TEAM	LEAGUE	GP	G	A	PTS	PIM	+/-	PP	SH	GW	S	GP	G	A	PTS	PIM
2007-08	Frolunda HC	Sweden	14	0	2	2	4	-2	-	-	-	-	7	0	1	1	2
	Denmark	WJC	6	3	3	6	37	-5	-	-	-	-	-	-	-	-	-
	Denmark	WC	6	0	2	2	0	-7	-	-	-	-	-	-	-	-	-
2008-09	Frolunda HC	Sweden	48	12	17	29	28	13	-	-	-	-	10	3	1	4	12
2009-10	St. Louis	NHL	7	2	0	2	4	2	1	0	0	8	-	-	-	-	-
	Peoria	AHL	70	18	39	57	84	-1	-	-	-	-	-	-	-	-	-
	Denmark	WC	7	2	3	5	8	2	-	-	-	-	-	-	-	-	-
2010-11	Montreal	NHL	77	7	10	17	48	-4	0	0	2	79	7	0	2	2	4
2011-12	Montreal	NHL	79	16	12	28	66	-5	2	2	2	129	-	-	-	-	-
	Denmark	WC	7	3	2	5	14	-2	-	-	-	-	-	-	-	-	-
2012-13	Montreal	NHL	46	8	22	30	45	8	1	0	1	84	1	0	0	0	0
	JYP HY Jyväskylä	Finland	15	5	10	15	18	2	-	-	-	-	-	-	-	-	-
2013-14	Montreal	NHL	77	12	14	26	68	-15	2	1	3	137	17	5	8	13	18
2014-15	Montreal	NHL	77	15	12	27	42	-6	1	0	7	150	12	1	2	3	4
2015-16	Montreal	NHL	79	13	13	26	28	-13	1	1	2	149	-	-	-	-	-
2016-17	CAPITALS	NHL	81	12	13	25	36	15	0	1	2	115	13	0	5	5	10
2017-18	CAPITALS	NHL	81	18	20	38	38	-6	3	0	2	161	24	7	11	18	18
2018-19	CAPITALS	NHL	81	13	23	36	37	-1	0	1	1	163	7	1	2	3	2
	Denmark	WC	3	2	3	5	6	2	-	-	-	-	-	-	-	-	-
2019-20	CAPITALS	NHL	69	16	23	39	48	3	2	1	1	151	5	0	1	1	2
2020-21	CAPITALS	NHL	44	8	15	23	21	-1	0	0	2	69	-	-	-	-	-
NHL TOTALS			798	140	177	317	481	-23	13	7	25	1,395	86	14	31	45	58
CAPITALS TOTALS			356	67	94	161	180	10	5	3	8	659	49	8	19	27	32

2020-21

His 55.0 shot attempt percentage (548 shot attempts for, 448 against) ranked first on the team among skaters with at least 15 GP ... Ranked second on the Capitals in faceoff win percentage (50.4%) ... Skated a season high 25:49, vs. PHI (5/8) ... Scored two goals, at BOS (4/11), marking his 10th career multi-goal game ... Recorded two assists, at BUF (4/9) ... Recorded his 300th career point, vs. BUF (2/18) ... Recorded four-game point streak (2/7-2/18; 1g, 3a).

PLAYOFF CAREER

2020: Recorded an assist in lone Round Robin appearance, at TB (8/3) ... Skated in four First Round games vs. NYI. **2019:** Skated in all seven of Washington's playoff games ... Scored a goal in Game 1 of the First Round vs. CAR (4/11). **2018:** Recorded playoff career highs in goals (7), assists (11) and points (18) ... Led the team in game-winning goals during the playoffs ... Recorded four multi-point games, including three three-point games ... Scored the series-clinching goal in Game 5 of the SCF at VGK (6/7) ... Scored the game-winning goal in 2OT in Game 3 of the ECQF at CBJ (4/17). **2017:** Played in all 13 of Washington's playoff games ... Ranked tied for third on the team in assists (5) ... Registered an assist in Game 6 of the ECQF at TOR (4/23) ... Tallied two assists in Game 5 of the ECSF vs. PIT (5/6), his fifth career multi-point postseason game. **2015:** Played in all 12 of Montreal's playoff games ... Scored a shorthanded goal in Game 1 of the ECQF vs. OTT (4/15) ... Earned an assist in Game 5 of the ECQF vs. OTT (4/24) ... Tallied an assist in Game 4 of the ECSF vs. TB (5/7). **2014:** Played in all 17 of Montreal's playoff games ... Set playoff career highs in points (13), goals (5), assists (8), games played (17) and plus/minus (+6) ... Ranked second on the team in points and plus/minus (+6), tied for second in goals and third in assists during the postseason ... Earned two points (1g, 1a) in Game 1 of the ECQF vs. TB (4/16) ... Registered a career-high five-game point streak from April 16-May 1 (2g, 4a) ... Earned two points (1g, 1a) in Game 3 of the ECSF vs. BOS ... Scored the game-winning goal in Game 6 of the ECSF vs. BOS ... Earned two points (1g, 1a), including a shorthanded goal, in Game 1 of the ECF vs. NYR (5/17) ... Tallied two assists in Game 5 of the ECF vs. NYR (5/27). **2013:** Appeared in one playoff game with Montreal. **2011:** Played in all seven of Montreal's playoff games ... Made his NHL playoff debut at BOS (4/14) ... Earned his first career playoff point with an assist in Game 2 of the ECQF at BOS (4/16).

VS. THE NHL

TEAM	GP	G	A	PTS	PIM
ANA	15	1	2	3	6
ARI	16	1	2	3	10
BOS	44	13	5	18	41
BUF	47	3	9	12	6
CGY	19	7	4	11	16
CAR	35	11	6	17	18
CHI	14	2	5	7	4
COL	16	3	4	7	14
CBJ	26	2	3	5	6
DAL	14	2	5	7	6
DET	24	1	5	6	8
EDM	17	3	3	6	14
FLA	33	6	11	17	24
LA	15	3	2	5	10
MIN	14	2	4	6	6
MTL	12	6	2	8	8
NSH	18	1	3	4	4
NJ	42	9	10	19	22
NYI	42	7	11	18	34
NYR	38	5	9	14	37
OTT	39	7	9	16	28
PHI	44	5	13	18	31
PIT	42	11	11	22	20
SJ	16	2	2	4	20
STL	15	2	6	8	6
TB	36	3	7	10	22
TOR	39	7	12	19	18
VAN	18	4	4	8	12
VGK	6	0	0	0	0
WSH	19	4	2	6	18
WPG	23	7	6	13	12

PLAYOFFS VS. THE NHL

TEAM	GP	G	A	PTS	PIM
BOS	14	2	4	6	12
CAR	7	1	2	3	2
CBJ	6	2	0	2	6
NYI	4	0	0	0	2
NYR	6	1	3	4	8
OTT	7	1	1	2	4
PIT	13	1	7	8	4
TB	18	4	10	14	12
TOR	6	0	2	2	6
VGK	5	2	2	4	2



CARL HAGELIN

BIOGRAPHICAL INFO

LEFT WING | HEIGHT: 5'11" | WEIGHT: 185 | SHOOTS: Left
BORN: August 23, 1988 | **BIRTHPLACE:** Sodertälje, Sweden
ACQUIRED: From L.A. in exchange for Washington's third-round choice in the 2019 NHL Draft and a conditional sixth-round choice in the 2020 NHL Draft, February 21, 2019

REGULAR SEASON

PLAYOFFS

YEAR	TEAM	LEAGUE	GP	G	A	PTS	PIM	+/-	PP	SH	GW	S	GP	G	A	PTS	PIM
2004-05	Södertälje SK J18	J18 Allsvenskan	14	10	7	17	16	-	-	-	-	-	2	0	2	2	0
2005-06	Södertälje SK J18	J18 Allsvenskan	7	4	8	12	2	-	-	-	-	-	-	-	-	-	-
	Södertälje SK J20	SuperElit	41	20	20	40	42	-	-	-	-	-	4	1	2	3	22
2006-07	Södertälje SK J20	SuperElit	40	24	31	55	42	-	-	-	-	-	3	1	5	6	20
2007-08	Michigan	NCAA	41	11	11	22	28	18	-	-	-	-	-	-	-	-	-
	Sweden U20	WJC-20	6	0	0	0	0	-1	-	-	-	-	-	-	-	-	-
2008-09	Michigan	NCAA	41	13	18	31	32	19	-	-	-	-	-	-	-	-	-
2009-10	Michigan	NCAA	45	19	31	50	34	20	-	-	-	-	-	-	-	-	-
2010-11	Michigan	NCAA	44	18	31	49	39	21	-	-	-	-	-	-	-	-	-
	Connecticut	AHL	0	0	0	0	0	0	-	-	-	-	5	1	1	2	4
2011-12	NY Rangers	NHL	64	14	24	38	24	21	0	2	2	131	17	0	3	3	17
	Connecticut	AHL	17	7	6	13	6	12	-	-	-	-	-	-	-	-	-
2012-13	Södertälje SK	Allsvenskan	8	5	6	11	0	9	-	-	-	-	-	-	-	-	-
	NY Rangers	NHL	48	10	14	24	18	10	1	0	1	132	12	3	3	6	0
2013-14	NY Rangers	NHL	72	17	16	33	44	8	0	1	5	144	25	7	5	12	16
	Sweden	Olympics	6	2	0	2	0	1	-	-	-	-	-	-	-	-	-
2014-15	NY Rangers	NHL	82	17	16	33	44	8	1	0	4	185	25	7	5	12	16
2015-16	Anaheim	NHL	43	4	8	12	14	-10	0	0	0	82	-	-	-	-	-
	Pittsburgh	NHL	37	10	17	27	18	18	0	0	6	96	24	6	10	16	14
2016-17	Pittsburgh	NHL	61	6	16	22	16	10	0	0	2	128	15	2	0	2	19
	Sweden	WC	4	0	1	1	0	1	-	-	-	-	-	-	-	-	-
2017-18	Pittsburgh	NHL	81	10	21	31	28	8	0	0	2	169	9	2	1	3	2
2018-19	Pittsburgh	NHL	16	1	2	3	12	2	0	0	0	28	-	-	-	-	-
	Los Angeles	NHL	22	1	4	5	8	-2	0	0	1	36	-	-	-	-	-
	CAPITALS	NHL	20	3	8	11	10	7	0	0	1	35	7	0	1	1	0
2019-20	CAPITALS	NHL	58	8	17	25	16	12	0	1	2	107	8	0	1	1	2
2020-21	CAPITALS	NHL	56	6	10	16	19	7	0	1	0	85	-	-	-	-	-
NHL TOTALS			660	107	175	282	273	102	2	6	26	1,358	136	22	27	49	76
CAPITALS TOTALS			134	17	35	52	45	26	0	2	3	227	15	0	2	2	2

2020-21

Led Capitals' forwards and ranked second in the NHL among forwards in shorthanded time on ice (144:02) ... Recorded two assists, at BOS (4/11), marking his 16th career multi-assist game ... Scored a shorthanded goal, at NJD (4/4) ... Played in his 100th game as a Capital, at BOS (3/3) ... Scored first goal of the season, at NYR (2/4).

PLAYOFF CAREER

2020: Led the Capitals in shorthanded time on ice (25:37) ... Recorded an assist in Round Robin game at PHI (8/6) ... Skated in all three Round Robin games and all five First Round games vs. NYI. **2019:** Skated in all seven of Washington's playoff games ... Recorded an assist in Game 7 of the First Round vs. CAR (4/24). **2018:** Skated in nine playoff games with Pittsburgh ... Recorded two points (1g, 1a) in Game 1 of the ECQF vs. PHI (4/11) ... Scored a goal in Game 6 of the ECQF at PHI (4/22). **2017:** Won Stanley Cup with Pittsburgh, appearing in 15 contests ... Scored a goal in Game 5 of the ECSF at WSH (5/6) ... Scored an empty net goal in Game 6 of the SCF at NSH (6/11). **2016:** Won Stanley Cup with Pittsburgh, appearing in 24 contests ... Ranked fourth on the team in points (16) ... Set playoff career highs in assists (10), points (16) and plus/minus (9) ... Recorded two assists in Game 1 of the ECSF at WSH (4/28) ... Scored the game-winning goal in Game 3 of the ECSF vs. WSH (5/2) ... Recorded three points (1g, 2a) in Game 6 of the ECSF vs. WSH (5/10) ... Registered two points (1g, 1a) in Game 3 of the ECF at TB (5/18) ... Recorded four points (1g, 3a) in six games during 2016 SCF against San Jose. **2015:** Scored a goal in Game 3 of the ECQF at PIT (4/30). **2014:** Appeared in 25 playoff games with the New York Rangers and set a postseason career high in goals (7) ... Scored a goal in Game 1 of the ECQF vs. PHI (4/17) ... Recorded an assist in Game 3 of the ECQF at PHI (4/22) ... Scored the game-winning goal in Game 6 of the ECSF vs. PIT (5/11) ... Registered two points (1g, 1a) in Game 4 of the ECG vs. MTL (5/25) ... Scored a shorthanded goal in Game 1 of the SCF at LA (6/4) ... **2013:** Recorded his first career playoff goal in Game 1 of the ECQF at WSH (5/2) ... Recorded three points (1g, 2a) in Game 4 of the ECQF vs. WSH (5/8) ... **2012:** Made his postseason debut in Game 1 of the ECQF vs. OTT (4/12) and registered his first career playoff point, an assist ... Recorded two assists in Game 7 of the ECSF vs. WSH (5/12).

VS. THE NHL

TEAM	GP	G	A	PTS	PIM
ANA	9	2	4	6	2
ARI	14	1	4	5	8
BOS	32	3	5	8	12
BUF	32	7	4	11	18
CGY	12	2	3	5	6
CAR	33	7	17	24	20
CHI	13	2	6	8	4
COL	13	1	2	3	0
CBJ	21	5	2	7	10
DAL	14	4	3	7	10
DET	15	2	5	7	10
EDM	12	3	0	3	2
FLA	23	5	5	10	8
LA	9	0	2	2	4
MIN	13	2	5	7	6
MTL	21	3	9	12	8
NSH	16	0	5	5	12
NJ	45	8	17	25	18
NYI	46	6	7	13	16
NYR	25	6	9	15	15
OTT	23	5	6	11	8
PHI	44	5	13	18	14
PIT	33	6	6	12	14
SJ	13	1	3	4	2
STL	14	0	4	4	2
TB	28	5	7	12	10
TOR	22	4	6	10	6
VAN	15	2	6	8	4
VGK	4	0	3	3	0
WSH	29	4	6	10	20
WPG	17	6	1	7	4

PLAYOFFS VS. THE NHL

TEAM	GP	G	A	PTS	PIM
BOS	6	1	1	2	0
CAR	7	0	1	1	0
LA	5	1	1	2	2
MTL	6	2	1	3	2
NSH	4	1	0	1	2
NJ	6	0	0	0	10
NYI	5	0	0	0	0
NYR	5	1	0	1	4
OTT	4	0	1	1	5
PHI	14	4	4	8	14
PIT	12	4	2	6	4
SJ	6	1	3	4	4
TB	15	1	4	5	4
WSH	35	6	9	15	10



GARNET HATHAWAY

21

BIOGRAPHICAL INFO

RIGHT WING | HEIGHT: 6'2" | WEIGHT: 212 | SHOOTS: Right
BORN: November 23, 1991 | **BIRTHPLACE:** Kennebunkport, Maine
ACQUIRED: Signed as a free agent, July 1, 2019

VS. THE NHL

TEAM	GP	G	A	PTS	PIM
ANA	10	1	3	4	67
ARI	16	0	1	1	11
BOS	17	1	4	5	50
BUF	16	2	2	4	4
CAR	7	2	2	4	4
CHI	9	1	0	1	11
COL	9	0	0	0	14
CBJ	7	0	0	0	7
DAL	7	1	1	2	6
DET	4	1	0	1	0
EDM	11	1	0	1	8
FLA	4	0	0	0	7
LA	9	0	1	1	4
MIN	9	0	0	0	18
MTL	8	1	0	1	4
NSH	7	1	1	2	6
NJ	16	1	1	2	11
NYI	16	2	1	3	28
NYR	14	6	4	10	18
OTT	5	1	1	2	2
PHI	17	1	4	5	15
PIT	16	0	1	1	6
SJ	12	3	3	6	24
STL	5	0	0	0	4
TB	7	1	2	3	11
TOR	7	0	2	2	0
VAN	8	1	6	7	4
VGK	10	1	1	2	8
WSH	2	1	0	1	2
WPG	10	1	2	3	10

REGULAR SEASON

PLAYOFFS

YEAR	TEAM	LEAGUE	GP	G	A	PTS	PIM	+/-	PP	SH	GW	S	GP	G	A	PTS	PIM
2006-07	Phillips Acad.	USHS	25	0	6	6	-	-	-	-	-	-	-	-	-	-	-
2007-08	Phillips Acad.	USHS	27	5	9	14	-	-	-	-	-	-	-	-	-	-	-
2008-09	Phillips Acad.	USHS	26	16	13	29	-	-	-	-	-	-	-	-	-	-	-
2009-10	Phillips Acad.	USHS	28	17	20	37	32	-	-	-	-	-	-	-	-	-	-
2010-11	Brown	NCAA	31	5	9	14	42	3	-	-	-	-	-	-	-	-	-
2011-12	Brown	NCAA	26	3	5	8	48	-9	0	0	0	42	-	-	-	-	-
2012-13	Brown	NCAA	33	6	15	21	47	6	0	0	0	39	-	-	-	-	-
2013-14	Brown	NCAA	31	6	9	15	41	-1	0	0	1	50	-	-	-	-	-
	Abbotsford	AHL	8	0	0	0	10	1	0	0	0	7	1	0	0	0	10
2014-15	Adirondack	AHL	72	19	17	36	77	-8	6	2	0	123	-	-	-	-	-
2015-16	Calgary	NHL	14	0	3	3	31	-1	0	0	0	11	-	-	-	-	-
	Stockton	AHL	44	8	13	21	39	-4	1	3	0	87	-	-	-	-	-
2016-17	Calgary	NHL	26	1	4	5	44	0	0	0	0	2	-	-	-	-	-
	Stockton	AHL	31	8	12	20	67	22	1	1	0	81	5	2	2	4	2
2017-18	Calgary	NHL	59	4	9	13	88	3	0	1	0	68	-	-	-	-	-
	Stockton	AHL	18	11	8	19	30	16	2	0	1	41	-	-	-	-	-
2018-19	Calgary	NHL	76	11	8	19	56	14	0	2	5	77	5	0	0	0	14
2019-20	CAPITALS	NHL	66	9	7	16	79	6	0	0	1	80	8	0	0	0	12
2020-21	CAPITALS	NHL	56	6	12	18	66	7	0	0	0	62	-	-	-	-	-
NHL TOTALS			297	31	43	74	364	29	0	3	6	320	13	0	0	0	26
CAPITALS TOTALS			122	15	19	34	145	13	0	0	1	142	8	0	0	0	12

2020-21

Led the Capitals in hits (179) and ranked ninth in the NHL ... Logged 12:19 time on ice per game this season, which was a career high ... Recorded two points, at NYR (5/3), marking his ninth career multi-point game ... Recorded a shorthanded assist, at NJD (4/4) ... Registered eight hits, vs. NJD (3/25) ... Recorded a three-game point streak (3/11-3/15: 1g, 3a).

PLAYOFFS VS. THE NHL

TEAM	GP	G	A	PTS	PIM
BOS	1	0	0	0	0
COL	5	0	0	0	14
NYI	5	0	0	0	10
PHI	1	0	0	0	2
TB	1	0	0	0	0

PLAYOFF CAREER

2020: Ranked tied for fourth on the Capitals in hits (21) during the playoffs ... Skated in all three Round Robin games and all five First Round games vs. NYI. **2019:** Skated in all five of Calgary's playoff games ... Led Calgary in hits (26) during the playoffs ... Made his Stanley Cup Playoff debut in Game 1 of the First Round vs. COL (4/11). **2017:** Skated in five games with Stockton during the Calder Cup Playoffs, recording four points (2g, 2a). **2014:** Made his Calder Cup Playoff debut with Abbotsford in Game 2 of the Conference Quarterfinals vs. Grand Rapids (4/26).



NICK JENSEN

BIOGRAPHICAL INFO

DEFENSE | **HEIGHT:** 6'1" | **WEIGHT:** 205 | **SHOOTS:** Right
BORN: September 21, 1990 | **BIRTHPLACE:** Rogers, Minnesota
ACQUIRED: From DET along with DET's fifth-round choice in the 2019 NHL Draft for Madison Bowey and WSH's second-round choice in the 2020 NHL Draft, February 22, 2019

REGULAR SEASON

PLAYOFFS

YEAR	TEAM	LEAGUE	GP	G	A	PTS	PIM	+/-	PP	SH	GW	S	GP	G	A	PTS	PIM
2008-09	Green Bay	USHL	52	5	17	22	27	34	-	-	-	-	7	0	1	1	2
2009-10	Green Bay	USHL	53	6	21	27	35	36	-	-	-	-	12	2	6	8	6
2010-11	St. Cloud State	NCAA	38	5	18	23	18	-5	-	-	-	-	-	-	-	-	-
2011-12	St. Cloud State	NCAA	39	6	26	32	4	14	4	0	0	68	-	-	-	-	-
2012-13	St. Cloud State	NCAA	41	4	27	31	14	19	1	0	2	76	-	-	-	-	-
2013-14	Grand Rapids	AHL	45	0	9	9	8	12	0	0	0	40	10	0	1	1	2
	Toledo	ECHL	3	0	0	0	0	-2	-	-	-	-	-	-	-	-	-
2014-15	Grand Rapids	AHL	75	6	21	27	15	30	1	0	2	87	16	0	3	3	4
2015-16	Grand Rapids	AHL	75	3	16	19	17	1	0	0	1	94	9	0	2	2	0
2016-17	Detroit	NHL	49	4	9	13	12	-7	0	0	0	59	-	-	-	-	-
	Grand Rapids	AHL	27	1	5	6	6	8	1	0	0	44	-	-	-	-	-
2017-18	Detroit	NHL	81	0	15	15	27	-8	0	0	0	107	-	-	-	-	-
	United States	WC	10	1	3	4	0	0	-	-	-	-	-	-	-	-	-
2018-19	Detroit	NHL	60	2	13	15	17	1	0	0	0	66	-	-	-	-	-
	CAPITALS	NHL	20	0	5	5	4	3	0	0	0	28	7	0	0	0	2
2019-20	CAPITALS	NHL	68	0	8	8	13	1	0	0	0	61	8	0	0	0	0
2020-21	CAPITALS	NHL	53	2	12	14	14	5	0	0	0	60	-	-	-	-	-
NHL TOTALS			331	8	62	70	87	-5	0	0	0	381	15	0	0	0	2
CAPITALS TOTALS			141	2	25	27	31	9	0	0	0	149	15	0	0	0	2

VS. THE NHL

TEAM	GP	G	A	PTS	PIM
ANA	7	0	0	0	0
ARI	6	0	1	1	5
BOS	21	0	4	4	10
BUF	18	0	3	3	2
CGY	7	0	2	2	0
CAR	13	0	3	3	4
COL	7	0	1	1	0
CBJ	10	1	0	1	6
DAL	7	0	0	0	2
DET	1	0	0	0	0
EDM	6	0	1	1	2
FLA	11	0	1	1	4
LA	7	0	1	1	5
MIN	7	0	2	2	0
MTL	13	0	0	0	0
NSH	7	0	3	3	0
NJ	21	1	3	4	15
NYI	19	0	2	2	0
NYR	19	0	4	4	2
OTT	14	0	5	5	2
PHI	20	2	3	5	6
PIT	18	1	6	7	8
SJ	5	0	0	0	0
STL	5	0	1	1	2
TB	15	0	2	2	2
TOR	14	3	6	9	6
VAN	7	0	0	0	0
VGK	5	0	1	1	0
WSH	8	0	3	3	2
WPG	7	0	1	1	2

2020-21

Ranked second among Capitals' defensemen in shorthanded time on ice per game (2:38) ... Surpassed point total from 2019-20 (0g-8a-8p) in 44 fewer games ... Skated a season-high 21:00 TOI, vs. PIT (5/1) ... Recorded two assists, at BUF (3/15), marking his eighth career multi-point game ... Recorded two points (1g, 1a), at PHI (3/13) ... Played in his 300th career game, vs. NJD (3/9) ... Scored his first goal as a Capital, at PHI (3/7).

PLAYOFF CAREER

2020: Skated in all three Round Robin games and all five First Round games vs. NYI. **2019:** Skated in all seven of Washington's playoff games ... Logged 18:43 time on ice per game, which ranked fourth among Capitals' defensemen (18:43) ... Made his Stanley Cup Playoff debut in Game 1 of the First Round vs. CAR (4/11). **2016:** Skated in nine Calder Cup Playoff games with Grand Rapids, recording two assists. **2015:** Appeared in all 16 of Grand Rapids' Calder Cup Playoff games, recording three assists. **2014:** Made his Calder Cup Playoffs debut with Grand Rapids in Game 1 of Conference Quarterfinals at Abbotsford.

PLAYOFFS VS. THE NHL

TEAM	GP	G	A	PTS	PIM
BOS	1	0	0	0	0
CAR	7	0	0	0	2
NYI	5	0	0	0	0
PHI	1	0	0	0	0
TB	1	0	0	0	0



MICHAL KEMPNY

6

BIOGRAPHICAL INFO

DEFENSE | HEIGHT: 6'1" | WEIGHT: 195 | SHOOTS: Left

BORN: September 8, 1990 | BIRTHPLACE: Hodonin, Czech Republic

ACQUIRED: From Chicago for Washington's third-round choice in the 2018 NHL Draft, February 19, 2018

REGULAR SEASON

PLAYOFFS

YEAR	TEAM	LEAGUE	GP	G	A	PTS	PIM	+/-	PP	SH	GW	S	GP	G	A	PTS	PIM
2008-09	HC Kometa Brno U20	Czech U20	23	2	5	7	91	-10	-	-	-	-	-	-	-	-	-
	HC Kometa Brno	Czech2	18	1	0	1	6	4	-	-	-	-	14	1	0	1	6
	SHK Hodonin	Czech3	1	0	0	0	0	-	-	-	-	-	-	-	-	-	-
2009-10	HC Kometa Brno U20	Czech U20	8	2	1	3	34	7	-	-	-	-	-	-	-	-	-
	HC Kometa Brno	Czech	24	0	0	0	18	-13	-	-	-	-	-	-	-	-	-
	SK Horacka Slavia Trebic	Czech2	8	1	0	1	14	-8	-	-	-	-	11	2	1	3	32
	Czech Republic	WJC-20	6	0	2	2	0	-1	-	-	-	-	-	-	-	-	-
2010-11	HC Kometa Brno U20	Czech U20	1	0	0	0	0	1	-	-	-	-	-	-	-	-	-
	HC Kometa Brno	Czech	21	0	0	0	14	-9	-	-	-	-	-	-	-	-	-
	HC Havlickuv Brod	Czech2	32	3	4	7	26	8	-	-	-	-	14	1	6	7	16
2011-12	HC Kometa Brno U20	Czech U20	0	0	0	0	0	-	-	-	-	-	3	0	2	2	2
	HC Kometa Brno	Czech	23	1	1	2	14	-8	-	-	-	-	-	-	-	-	-
	HC Havlickuv Brod	Czech2	3	0	0	0	2	1	-	-	-	-	-	-	-	-	-
2012-13	HC Slavia Praha	Czech	51	5	9	14	32	15	-	-	-	-	11	1	3	4	12
2013-14	HC Kometa Brno	Czech	51	7	8	15	74	10	-	-	-	-	18	2	4	6	20
2014-15	HC Kometa Brno	Czech	43	8	21	29	94	19	-	-	-	-	2	1	0	1	2
2015-16	Avangard Omsk	KHL	59	5	16	21	46	18	-	-	-	-	11	2	2	4	12
2016-17	Chicago	NHL	50	2	6	8	22	1	-	-	-	-	1	0	0	0	0
	Czech Republic	World Cup	3	0	0	0	2	-4	-	-	-	-	-	-	-	-	-
2017-18	Chicago	NHL	31	1	6	7	12	13	-	-	-	-	-	-	-	-	-
	CAPITALS	NHL	22	2	1	3	14	1	0	0	0	32	24	2	3	5	10
2018-19	CAPITALS	NHL	71	6	19	25	60	24	0	0	3	111	-	-	-	-	-
2019-20	CAPITALS	NHL	58	3	15	18	22	19	0	0	0	73	5	0	1	1	4
2020-21	CAPITALS	NHL	-	-	-	-	-	-	-	-	-	-	-	-	-	-	-
	Hershey	AHL	2	0	1	1	0	-1	0	0	0	-	-	-	-	-	-
NHL TOTALS			232	14	47	61	130	58	0	0	3	333	25	2	3	5	10
CAPITALS TOTALS			151	11	35	46	96	44	0	0	3	216	24	2	3	5	10

VS. THE NHL

TEAM	GP	G	A	PTS	PIM
ANA	7	0	0	0	0
ARI	5	0	1	1	2
BOS	6	0	0	0	2
BUF	8	0	6	6	8
CGY	7	0	4	4	2
CAR	7	2	1	3	4
CHI	3	1	1	2	4
COL	8	0	3	3	2
CBJ	9	0	1	1	8
DAL	7	0	1	1	4
DET	8	2	1	3	2
EDM	7	0	0	0	8
FLA	5	0	2	2	2
LA	7	0	1	1	4
MIN	9	0	1	1	2
MTL	9	0	1	1	0
NSH	12	1	0	1	2
NJ	12	1	5	6	12
NYI	10	0	2	2	2
NYR	9	2	2	4	10
OTT	7	1	2	3	6
PHI	10	0	3	3	2
PIT	9	0	1	1	6
SJ	5	0	2	2	2
STL	8	1	2	3	4
TB	7	0	0	0	6
TOR	8	0	1	1	6
VAN	7	2	1	3	12
VGK	5	0	0	0	4
WSH	2	0	1	1	0
WPG	9	1	1	2	2

2020-21

Did not play due to injury.

PLAYOFF CAREER

2020: Recorded an assist in Round Robin game, vs. BOS (8/9) ... Skated in all three Round Robin games and Games 1 and 2 of First Round vs. NYI.
2019: Did not play due to injury. **2018:** Registered five points (2g, 3a) in 24 playoff games ... Scored a goal in Game 4 of the SCF vs. VGK (6/4) ... Scored a goal in Game 1 of the ECG at TB (5/11) ... Recorded an assist in Game 5 of the ECQF vs. CBJ, marking his first career playoff point. **2017:** Made his postseason debut with the Chicago Blackhawks in Game 4 of the WCQF at NSH (4/20).

PLAYOFFS VS. THE NHL

TEAM	GP	G	A	PTS	PIM
BOS	1	0	1	1	0
CBJ	6	0	1	1	0
NSH	1	0	0	0	0
NYI	2	0	0	0	0
PHI	1	0	0	0	4
PIT	6	0	0	0	4
TB	8	1	0	1	6
VGK	5	1	2	3	0



EVGENY KUZNETSOV

92

BIOGRAPHICAL INFO

CENTER | **HEIGHT:** 6'1" | **WEIGHT:** 205 | **SHOOTS:** Left
BORN: May 19, 1992 | **BIRTHPLACE:** Chelyabinsk, Russia
DRAFTED: Capitals' first-round choice, 26th overall, in the 2010 NHL Draft

VS. THE NHL

TEAM	GP	G	A	PTS	PIM
ANA	13	3	6	9	6
ARI	11	4	6	10	8
BOS	24	5	15	20	12
BUF	23	4	11	15	8
CGY	12	2	8	10	10
CAR	23	5	12	17	18
CHI	10	2	4	6	2
COL	10	5	11	16	8
CBJ	25	5	15	20	14
DAL	12	4	4	8	6
DET	14	3	11	14	2
EDM	11	5	3	8	6
FLA	17	4	10	14	12
LA	14	6	7	13	10
MIN	11	3	6	9	4
MTL	17	5	10	15	12
NSH	13	3	10	13	10
NJ	32	9	18	27	10
NYI	30	6	15	21	12
NYR	28	8	14	22	12
OTT	17	6	10	16	8
PHI	28	5	15	20	12
PIT	34	6	14	20	12
SJ	13	1	6	7	6
STL	11	2	4	6	10
TB	19	3	11	14	12
TOR	18	4	11	15	6
VAN	13	7	9	16	6
VGK	5	2	6	8	2
WPG	12	2	7	9	8

REGULAR SEASON

PLAYOFFS

YEAR	TEAM	LEAGUE	GP	G	A	PTS	PIM	+/-	PP	SH	GW	S	GP	G	A	PTS	PIM
2009-10	Chelyabinsk	KHL	35	2	7	9	10	-	-	-	-	-	4	1	0	1	0
	Russia U18	WJC-18	7	5	7	12	6	-	-	-	-	-	-	-	-	-	-
	Russia U20	WJC-20	6	2	0	2	10	-	-	-	-	-	-	-	-	-	-
2010-11	Chelyabinsk	KHL	44	17	15	32	30	-	-	-	-	-	-	-	-	-	-
	Russia U20	WJC-20	7	4	7	11	4	-	-	-	-	-	-	-	-	-	-
2011-12	Chelyabinsk	KHL	49	19	22	41	30	5	-	-	-	-	12	7	2	9	10
	Russia U20	WJC-20	7	6	7	13	4	6	-	-	-	-	-	-	-	-	-
	Russia	WC	10	2	4	6	4	3	-	-	-	-	-	-	-	-	-
2012-13	Chelyabinsk	KHL	51	19	25	44	42	-1	-	-	-	-	25	5	6	11	28
	Russia	EHT	9	2	2	4	8	1	-	-	-	-	-	-	-	-	-
	Russia	WC	3	1	0	1	2	1	-	-	-	-	-	-	-	-	-
2013-14	CAPITALS	NHL	17	3	6	9	6	-2	0	1	0	22	-	-	-	-	-
	Chelyabinsk	KHL	31	8	13	21	12	-10	-	-	-	-	-	-	-	-	-
	Russia	WC	10	1	1	2	4	3	0	0	0	8	-	-	-	-	-
2014-15	CAPITALS	NHL	80	11	26	37	24	10	4	0	1	127	14	5	2	7	8
2015-16	CAPITALS	NHL	82	20	57	77	32	27	5	0	4	193	12	1	1	2	8
	Russia	WC	6	1	1	2	0	4	0	0	1	16	-	-	-	-	-
2016-17	CAPITALS	NHL	82	19	40	59	46	18	3	0	4	170	13	5	5	10	-8
	Russia	World Cup	4	2	0	2	6	0	0	0	0	5	-	-	-	-	-
2017-18	CAPITALS	NHL	79	27	56	83	48	3	7	1	8	187	24	12	20	32	16
2018-19	CAPITALS	NHL	76	21	51	72	50	7	8	0	3	193	7	1	5	6	2
	Russia	WC	10	2	4	6	6	7	-	-	-	-	-	-	-	-	-
2019-20	CAPITALS	NHL	63	19	33	52	40	-2	6	0	0	129	8	3	2	5	4
2020-21	CAPITALS	NHL	41	9	20	29	18	7	1	0	4	78	-	-	-	-	-
NHL / CAPITALS TOTALS			520	129	289	418	264	68	34	2	24	1,099	78	27	35	62	46

2020-21

Recorded three points (1g, 2a), at NYI (4/24), marking his seventh multi-point game of the season ... Scored the GWG, at NJD (4/4) ... Scored two goals, vs. NJD (3/25), marking his 16th career multi-goal game ... Played in his 500th career game, vs. NYR (3/20) ... Recorded his 400th career point, at BUF (3/15), becoming the 18th player in franchise history to reach the 400-point mark ... Recorded six-game point streak (3/9-3/19: 1g, 6a).

PLAYOFF CAREER

2020: Ranked tied for second on the team in goals (3) and points (5) during the playoffs ... Ranked second among Capitals' forwards in time on ice per game (19:57) ... Passed Mike Ridley (60) for the fifth-most playoff points in franchise history in Game 4 of the First Round at NYI (8/18) ... Passed Dale Hunter (25) for the fourth-most playoff goals in franchise history in Game 3 of the First Round at NYI (8/16) ... Skated in all three Round Robin games and all five First Round games vs. NYI. **2019:** Passed Peter Bondra for the sixth most playoff points in franchise history ... Passed Kevin Hatcher for the ninth-most assists in franchise history (33) ... Placed in the top-15 in playoff games played in franchise history (70) ... Recorded two multi-point games ... Tied for the team lead in assists (5a). **2018:** Led NHL with 32 points (12g, 20a) in 24 playoff games ... Became the fifth NHL player since 1997, and the fourth active player, to register 30 or more points in a single postseason ... One of three Russian players to lead the NHL in postseason scoring during the league's modern era (since 1943-44), the others being Sergei Fedorov (1995 Red Wings) and Evgeni Malkin (2009 and 2017 Penguins) ... Recorded seven multi-point games ... Recorded four assists in Game 4 of the SCF vs. VGK, matching a single-game Stanley Cup Final record ... Recorded an 11-game point streak (5/3-5/28, 6g, 10a), setting a franchise playoff record ... Scored the series-clinching goal in OT in Game 6 of the ECSF at PIT (5/7) ... Registered four points (1g, 3a) in Game 4 of the ECQF at CBJ (4/19). **2017:** Ranked third on the team in points with 10 (5g, 5a), setting a new career high ... Scored the game-winning goal in Game 5 of the ECSF vs. PIT (5/6) ... Scored a goal and assisted on the game-winning goal in Game 3 of the ECSF at PIT (5/1) ... Tallied two assists in Game 6 of the ECSF at PIT (5/8), marking his fourth career multi-point playoff game ... Recorded at least one point in four consecutive games (5/1-5/8), while also scoring a goal in three consecutive postseason contests (5/1-5/6). **2016:** Scored a power-play goal in Game 3 of the ECQF at PHI (4/18) ... Earned an assist in Game 2 of the ECSF vs. PIT (4/30). **2015:** Led NHL rookies in playoff goals (5) and ranked tied for third among NHL rookies in playoff points (7) ... Made his NHL playoff debut in Game 1 of the ECQF vs. NYI (4/15) ... Scored two goals and added an assist in Game 5 of the ECQF vs. NYI (4/23), marking his first three career playoff points ... Became the second player in franchise history to record his first three playoff points in the same game, joining Sergei Gonchar (5/6/95 at PIT: 2g, 1a) ... Became the fourth rookie in franchise history to score two goals in a playoff game, joining Marcus Johansson (4/20/11 at NYR: 2g), Richard Zednik (5/28/98 at BUF: 2g, 1a) and Sergei Gonchar (5/6/95 at PIT: 2g, 1a) ... Is the third rookie in Capitals playoff history to record three points in a game, joining Zednik and Gonchar ... Scored the game-winning goal with 7:18 remaining in the third period in Game 7 of the ECQF vs. NYI (4/27) ... Became the first rookie in Capitals playoff history to score a series-clinching goal in a Game 7 and is one of six rookies in NHL history to score the game-winning goal in a Game 7 decided by a one-goal margin.

PLAYOFFS VS. THE NHL

TEAM	GP	G	A	PTS	PIM
BOS	1	0	0	0	2
CAR	7	1	5	6	2
CBJ	6	4	4	8	8
NYI	12	5	3	8	2
NYR	7	2	1	3	6
PHI	7	1	0	1	3
PIT	19	7	7	14	16
TB	8	5	6	11	2
TOR	6	1	2	3	2
VGK	5	1	7	8	2



ANTHONY MANTHA

39

BIOGRAPHICAL INFO

RIGHT WING | HEIGHT: 6'4" | WEIGHT: 234 | SHOOTS: Left
BORN: September 16, 1994 | **BIRTHPLACE:** Longueuil, Quebec
ACQUIRED: From Detroit in exchange for Jakub Vrana, Richard Panik and WSH's 2021 first-round pick and 2022 second-round pick, April 12, 2021

REGULAR SEASON

PLAYOFFS

YEAR	TEAM	LEAGUE	GP	G	A	PTS	PIM	+/-	PP	SH	GW	S	GP	G	A	PTS	PIM
2010-11	Val-d'Or Foreurs	QMJHL	2	0	0	0	0	-2	-	-	-	-	-	-	-	-	-
2011-12	Val-d'Or Foreurs	QMJHL	63	22	29	51	39	-11	-	-	-	-	4	2	2	4	6
	Canada U18	WJC-18	7	1	0	1	0	-2	-	-	-	-	-	-	-	-	-
2012-13	Val-d'Or Foreurs	QMJHL	67	50	39	89	71	21	-	-	-	-	9	5	7	12	13
2013-14	Val-d'Or Foreurs	QMJHL	57	57	63	120	75	34	-	-	-	-	24	24	14	38	52
	Canada U20	WJC-20	7	5	6	11	0	6	-	-	-	-	-	-	-	-	-
2014-15	Grand Rapids	AHL	62	15	18	33	64	5	6	0	1	140	16	2	2	4	16
2015-16	Detroit	NHL	10	2	1	3	2	-6	2	0	1	18	-	-	-	-	-
	Grand Rapids	AHL	60	21	24	45	32	13	4	0	4	150	9	4	7	11	8
2016-17	Detroit	NHL	60	17	19	36	53	10	1	0	3	133	-	-	-	-	-
	Grand Rapids	AHL	10	8	2	10	6	2	4	0	1	34	-	-	-	-	-
2017-18	Detroit	NHL	80	24	24	48	52	-1	9	0	2	190	-	-	-	-	-
2018-19	Detroit	NHL	67	25	23	48	30	-8	7	0	1	198	-	-	-	-	-
	Canada	WC	9	7	7	14	16	9	-	-	-	-	-	-	-	-	-
2019-20	Detroit	NHL	43	16	22	38	34	-7	6	0	3	137	-	-	-	-	-
2020-21	Detroit	NHL	42	11	10	21	17	-14	2	0	0	100	-	-	-	-	-
	CAPITALS	NHL	14	4	4	8	8	0	1	0	0	38	-	-	-	-	-
NHL TOTALS			316	99	103	202	196	-26	28	0	10	814	-	-	-	-	-
CAPITALS TOTALS			14	4	4	8	8	0	1	0	0	38	-	-	-	-	-

VS. THE NHL

TEAM	GP	G	A	PTS	PIM
ANA	8	1	4	5	7
ARI	6	2	1	3	9
BOS	15	7	5	12	6
BUF	16	4	8	12	7
CGY	7	5	6	11	27
CAR	15	8	2	10	10
CHI	12	2	5	7	2
COL	7	1	0	1	9
CBJ	17	6	5	11	13
DAL	10	7	3	10	2
EDM	7	2	1	3	0
FLA	17	5	1	6	0
LA	7	2	4	6	0
MIN	8	4	4	8	4
MTL	17	6	5	11	12
NSH	15	2	6	8	8
NJ	11	2	5	7	0
NYI	11	5	3	8	4
NYR	9	0	1	1	2
OTT	11	3	3	6	6
PHI	11	4	5	9	7
PIT	11	2	4	6	4
SJ	6	1	2	3	2
STL	6	0	1	1	0
TB	19	5	10	15	39
TOR	12	3	3	6	6
VAN	7	2	2	4	4
VGK	5	4	2	6	0
WSH	8	2	2	4	4
WPG	5	2	0	2	2

2020-21

Recorded 200th career point, an assist, at NYI (4/24) ... Scored a goal, at BOS (4/18), and became the first player in franchise history to score a goal in each of his first four games with the Capitals ... Recorded two points (1g, 1a) in his Capitals debut, vs. PHI (4/13), including his 100th career assist ... Recorded 21 points (11g, 10a) in 42 games with the Red Wings this season ... Led Detroit with 11 goals and ranked second with 21 points ... Led Detroit with 19 even strength points (9g, 10a).

PLAYOFF CAREER

2016: Skated in nine games with Grand Rapids during the Calder Cup Playoffs ... Led Grand Rapids in points (11) and ranked tied for first on the team in assists (4) ... Recorded four multi-point efforts in nine postseason contests ... Recorded three points (2g, 1a), including the game-winning goal, in Game 3 of Divisional Semifinals vs. Milwaukee (4/26). **2015:** Skated in 16 games with Grand Rapids during the Calder Cup Playoffs, recording four points (2g, 2a) ... Scored the game-winning goal in Game 2 of the Conference Semifinals vs. Rockford ... Made his Calder Cup Playoffs debut and recorded an assist in Game 1 of the Conference Quarterfinals at Toronto (4/25). **2014:** Won President's Cup with Val-d'Or (QMJHL), recording 38 points (24g, 14a) in 24 games ... Led Val-d'Or in scoring and ranked second among all skaters ... Scored the game-winning goal with 51 seconds remaining in regulation in Game 7 of the President's Cup Final at Baie-Comeau (5/13) ... Led Val-d'Or in scoring during the Memorial Cup with four points (1g, 3a) in four games. **2013:** Led Val-d'Or in goals (5) and points (12) in nine President's Cup Playoff games. **2012:** Recorded four points (2g, 2a) in four President's Cup Playoff games with Val-d'Or.



DMITRY ORLOV

BIOGRAPHICAL INFO

DEFENSE | **HEIGHT:** 5'11" | **WEIGHT:** 211 | **SHOOTS:** Left
BORN: July 23, 1991 | **BIRTHPLACE:** Novokuznetsk, Russia
DRAFTED: Capitals' second-round choice, 55th overall, in the 2010 NHL Draft

9

VS. THE NHL

TEAM	GP	G	A	PTS	PIM
ANA	12	0	1	1	6
ARI	12	0	3	3	2
BOS	28	0	8	8	6
BUF	27	2	7	9	14
CGY	11	0	0	0	6
CAR	27	4	7	11	20
CHI	11	1	6	7	0
COL	11	1	3	4	2
CBJ	23	1	4	5	10
DAL	11	1	2	3	6
DET	15	1	2	3	6
EDM	9	2	1	3	0
FLA	21	0	7	7	8
LA	13	1	3	4	4
MIN	11	4	3	7	6
MTL	20	1	7	8	7
NSH	13	0	2	2	6
NJ	34	4	10	14	23
NYI	34	3	9	12	12
NYR	36	1	16	17	14
OTT	19	1	7	8	10
PHI	33	7	6	13	13
PIT	35	4	7	11	14
SJ	14	1	3	4	0
STL	11	1	5	6	10
TB	23	2	10	12	4
TOR	19	1	4	5	2
VAN	11	0	3	3	4
VGK	6	0	4	4	2
WPG	17	1	7	8	8

REGULAR SEASON

PLAYOFFS

YEAR	TEAM	LEAGUE	GP	G	A	PTS	PIM	+/-	PP	SH	GW	S	GP	G	A	PTS	PIM
2007-08	Novokuznetsk	Russia	6	0	0	0	0	-	-	-	-	-	-	-	-	-	-
2008-09	Novokuznetsk	KHL	16	1	0	1	4	-	-	-	-	-	-	-	-	-	-
2009-10	Novokuznetsk	KHL	41	4	3	7	49	-	-	-	-	-	-	-	-	-	-
2010-11	Novo. Jr.	Russia-Jr.	7	7	6	13	6	-	-	-	-	-	17	9	10	19	26
	Russia	WJC	6	0	4	4	4	-	-	-	-	-	-	-	-	-	-
	Novokuznetsk	KHL	45	2	10	12	43	-	-	-	-	-	-	-	-	-	-
2010-11	Novo. Jr.	Russia-Jr.	1	0	0	0	0	-	-	-	-	-	-	-	-	-	-
	Hershey	AHL	19	2	7	9	12	1	0	0	0	24	6	0	1	1	4
	Russia	WJC	7	1	8	9	6	-	-	-	-	-	-	-	-	-	-
2011-12	CAPITALS	NHL	60	3	16	19	18	1	0	0	1	51	-	-	-	-	-
	Hershey	AHL	15	4	5	9	12	0	0	0	1	21	-	-	-	-	-
2012-13	CAPITALS	NHL	5	0	1	1	0	5	0	0	0	1	-	-	-	-	-
	Hershey	AHL	31	3	14	17	20	-2	2	0	0	52	4	1	2	3	4
2013-14	CAPITALS	NHL	54	3	8	11	19	-1	0	0	0	59	-	-	-	-	-
	Hershey	AHL	11	3	6	9	4	1	1	0	0	15	-	-	-	-	-
	Russia	WC	3	0	1	1	2	3	0	0	0	1	-	-	-	-	-
2014-15	CAPITALS	NHL	-	-	-	-	-	-	-	-	-	-	-	-	-	-	-
	Hershey	AHL	3	0	3	3	4	-3	0	0	0	6	-	-	-	-	-
2015-16	CAPITALS	NHL	82	8	21	29	26	8	0	0	3	90	11	0	1	1	2
	Russia	WC	6	0	3	3	2	3	0	0	0	7	-	-	-	-	-
2016-17	CAPITALS	NHL	82	6	27	33	51	30	1	0	0	125	13	0	3	3	2
	Russia	World Cup	4	0	0	0	4	3	0	0	0	11	-	-	-	-	-
2017-18	CAPITALS	NHL	82	10	21	31	22	10	0	0	2	125	24	2	6	8	4
2018-19	CAPITALS	NHL	82	3	26	29	33	3	1	0	0	101	7	0	4	4	4
	Russia	WC	10	2	4	6	2	8	-	-	-	-	-	-	-	-	-
2019-20	CAPITALS	NHL	69	4	23	27	36	5	1	0	2	105	8	0	3	3	4
2020-21	CAPITALS	NHL	51	8	14	22	20	16	0	0	2	83	-	-	-	-	-
NHL / CAPITALS TOTALS			567	45	157	202	225	77	2	0	10	740	63	2	17	19	16

2020-21

Ranked first on the Capitals in plus/minus (+16) ... Led Capitals' defensemen in takeaways (30) ... Recorded three assists, at NYR (5/5), marking his first career three-assist game ... Recorded his 200th career point, at NYR (5/5) ... Recorded a five-game point streak (4/11-4/18:2g, 3a) ... Skated a season high 27:30, at BOS (4/18) ... Scored his second career overtime goal, at NJD (4/2) ... Recorded two-game goal streak (3/7-3/9, 2g).

PLAYOFF CAREER

2020: Ranked second on the team in assists (3) and time on ice per game (24:00) during the playoffs ... Passed Rod Langway (18) for the 10th-most playoff points by a defenseman in franchise history in Game 4 of the First Round at NYI (8/18) ... Skated in all three Round Robin games and all five First Round games vs. NYI. **2019:** Ranked fourth on the Capitals with four assists ... Passed Sergei Gonchar (51) for the 10th most playoff games played in franchise history by a defenseman ... **2018:** Set career highs in playoff goals (2), assists (6) and points (8) ... Ranked third on the Capitals in TOI (24:12) ... **2017:** Set career highs in games played (13), assists (3) and points (3) during 2017 playoffs ... Registered an assist in Game 2 of the ECQF vs. TOR (4/15) ... Registered an assist in Game 4 of the ECQF at TOR (4/19) ... Assisted on game-winning goal in Game 6 of the ECSF at PIT (5/8) ... Ranked third on the team in time on ice per game (21:24). **2016:** Made his NHL playoff debut in Game 1 of the ECQF vs. PHI ... Earned his first NHL playoff point with an assist in Game 3 of the ECQF at PHI (4/18).

PLAYOFFS VS. THE NHL

TEAM	GP	G	A	PTS	PIM
BOS	1	0	0	0	2
CBJ	6	1	2	3	0
CAR	7	0	4	4	4
NYI	5	0	2	2	2
PHI	7	0	1	1	2
PIT	18	0	4	4	2
TB	8	1	2	3	0
TOR	6	0	2	2	2
VGK	5	0	0	0	2



T.J. OSHIE

77

BIOGRAPHICAL INFO

RIGHT WING | HEIGHT: 5'11" | WEIGHT: 196 | SHOTS: Right
BORN: December 23, 1986 | **BIRTHPLACE:** Everett, Washington
ACQUIRED: : From St. Louis in exchange for Troy Brouwer, Pheonix Copley and a third-round pick in the 2016 NHL Draft, July 2, 2015

REGULAR SEASON

PLAYOFFS

YEAR	TEAM	LEAGUE	GP	G	A	PTS	PIM	+/-	PP	SH	GW	S	GP	G	A	PTS	PIM
2004-05	Sioux Falls	USHL	11	3	2	5	6	-2	0	0	1	-	-	-	-	-	-
2005-06	North Dakota	NCAA	44	24	21	45	33	-	11	0	9	-	-	-	-	-	-
	United States	WJC	7	1	0	1	10	-	-	-	-	-	-	-	-	-	-
2006-07	North Dakota	NCAA	43	17	35	52	30	-	6	2	2	-	-	-	-	-	-
2007-08	North Dakota	NCAA	42	18	27	45	57	-	-	-	-	-	-	-	-	-	-
2008-09	St. Louis	NHL	57	14	25	39	30	16	6	1	1	101	4	0	0	0	2
	United States	WC	9	1	2	3	2	-	-	-	-	-	-	-	-	-	-
2009-10	St. Louis	NHL	76	18	30	48	36	-1	1	1	3	158	-	-	-	-	-
	United States	WC	6	4	2	6	2	-	-	-	-	-	-	-	-	-	-
2010-11	St. Louis	NHL	49	12	22	34	15	10	3	1	3	103	-	-	-	-	-
2011-12	St. Louis	NHL	80	19	35	54	50	15	3	1	3	188	9	0	3	3	6
2012-13	St. Louis	NHL	30	7	13	20	15	-5	2	1	1	65	6	2	0	2	2
	United States	WC	4	1	0	1	2	-	-	-	-	-	-	-	-	-	-
2013-14	St. Louis	NHL	79	21	39	60	42	19	5	2	5	152	5	2	0	2	2
	United States	Olympics	6	1	3	4	4	0	0	0	1	7	-	-	-	-	-
2014-15	St. Louis	NHL	72	19	36	55	51	17	3	0	4	162	6	1	1	2	0
2015-16	CAPITALS	NHL	80	26	25	51	34	16	11	0	5	185	12	6	4	10	11
2016-17	CAPITALS	NHL	68	33	23	56	36	28	7	1	4	143	13	4	8	12	4
	United States	World Cup	3	1	0	1	0	-2	0	0	0	4	-	-	-	-	-
2017-18	CAPITALS	NHL	74	18	29	47	31	2	9	0	3	127	24	8	13	21	31
2018-19	CAPITALS	NHL	69	25	29	54	36	5	6	1	4	143	4	1	1	2	4
2019-20	CAPITALS	NHL	69	26	23	49	26	4	10	0	4	133	8	3	0	3	13
2020-21	CAPITALS	NHL	53	22	21	43	18	-3	13	0	1	106	-	-	-	-	-
NHL TOTALS			856	260	350	610	420	123	79	9	41	1,766	91	27	30	57	75
CAPITALS TOTALS			413	150	150	300	181	52	56	2	2	837	61	22	26	48	63

VS. THE NHL

TEAM	GP	G	A	PTS	PIM
ANA	25	9	8	17	20
ARI	28	7	12	19	22
BOS	29	12	8	20	20
BUF	26	5	15	20	16
CGY	33	6	14	20	16
CAR	27	7	8	15	16
CHI	40	8	24	32	14
COL	31	9	19	28	23
CBJ	45	11	15	26	20
DAL	32	12	14	26	20
DET	37	10	10	20	20
EDM	31	7	18	25	12
FLA	21	2	4	6	10
LA	30	9	8	17	18
MIN	30	11	12	23	14
MTL	20	5	8	13	4
NSH	39	16	10	26	16
NJ	28	8	6	14	6
NYI	34	15	16	31	2
NYR	32	10	10	20	13
OTT	21	9	7	16	8
PHI	35	9	10	19	23
PIT	37	16	18	34	28
SJ	30	10	11	21	19
STL	6	1	5	6	0
TB	23	16	17	33	8
TOR	20	5	16	21	6
VAN	31	9	15	24	4
VGK	5	3	1	4	0
WSH	7	2	5	7	4
WPG	23	1	6	7	16

2020-21

Ranked first on the Capitals in PPGs (13) and tied for second in the NHL ... His 0.42 goals per game rate marked the second highest of his career (2016-17: 0.49) ... Led the Capitals with five three-point games ... Ranked third among Capitals' forwards in takeaways (28) ... Recorded 23 points (15g, 8a) in his final 22 games ... Recorded his fourth career hat trick, at NYR (5/5) ... Recorded three points (2g, 1a), at BOS (4/11), including his 600th career point ... Recorded three points (1g, 2a), vs. NYR (3/28).

PLAYOFFS VS. THE NHL

TEAM	GP	G	A	PTS	PIM
BOS	1	1	0	1	2
CBJ	6	3	1	4	4
CAR	4	1	1	2	4
CHI	5	2	0	2	2
LA	10	2	3	5	8
MIN	6	1	1	2	0
NYI	5	2	0	2	4
PHI	7	1	3	4	9
PIT	19	8	7	15	15
SJ	5	0	3	3	0
TB	8	2	5	7	9
TOR	6	3	4	7	2
VAN	4	0	0	0	2
VGK	5	1	5	6	14

T.J. OSHIE

77



PLAYOFF CAREER

2020: Ranked tied for second on the team in goals (3) during the playoffs ... Passed Dino Ciccarelli (21) for the sixth-most playoff goals in franchise history in Game 1 of the First Round vs. NYI (8/12) ... Skated in all three Round Robin games and all five First Round games vs. NYI. **2019:** Passed Mike Gartner (43) for the 13th-most playoff points in franchise history. **2018:** Set career highs in playoff goals (8), assists (13) and points (21) ... Ranked fourth on the team in points during playoffs ... Recorded six multi-point games ... Tied for the team lead in power play goals (6) during playoffs. **2017:** Ranked second on team in points with 12 (4g, 8a) ... Ranked first in time on ice per game among Capitals forwards ... Ranked first on team in assists (8), setting a new playoff career high ... Scored two goals, including the game-winning goal, in Game 4 of the ECQF at TOR (4/19), his third career multi-goal playoff game ... Tallied two assists in Game 3 of the ECQF at TOR (4/17) ... Tied for second on the team in power-play points (4). **2016:** Recorded 10 points (6g, 4a) in 12 games during the postseason after registering nine points (5g, 4a) in his previous 30 playoff games ... Led the team in goals (6) and game-winning goals (2) during the postseason and ranked tied for third in power-play goals (2), fourth in points (10), fifth in power-play points (4) and tied for fifth in assists (4) ... Made his Capitals playoff debut in Game 1 of the ECQF vs. PHI (4/14) ... Earned his first Capitals playoff point with an assist in Game 2 of the ECQF vs. PHI (4/16) ... Earned two assists in Game 3 of the ECQF at PHI (4/18) ... Scored a goal in Game 4 of the ECQF at PHI (4/20) ... Earned a point in three straight games (4/16-4/20: 1g, 3a) ... Earned his first career playoff hat trick and scored the game-winning goal in overtime in Game 1 of the ECSF vs. PIT (4/28) ... Became the first player to record a postseason hat trick that included an overtime goal since Patrick Kane vs. LA on June 8, 2013 ... Is the third player in franchise postseason history to record a hat trick and score an overtime goal in the same game, joining Dino Ciccarelli on April 5, 1990 at New Jersey and Nicklas Backstrom on April 17, 2010 against Montreal ... His goal in overtime marked his first career playoff game-winning goal and overtime goal ... The game also marked his second career multi-goal playoff game (May 6, 2013 at LA: 2g) ... Earned two points (1g, 1a), including the game-winning goal, in Game 5 of the ECSF vs. PIT (5/7) ... Scored a power-play goal in Game 6 of the ECSF at PIT (5/10). **2015:** Earned two points (1g, 1a) in six playoff games. **2014:** Ranked second on the club with two goals in five playoff games. **2013:** Posted a postseason career high with two goals in Game Four on May 6 at Los Angeles ... Tied for the club lead with two goals in six appearances. **2012:** Recorded three points (3a) in nine games including his first career playoff points on Apr. 14 vs. San Jose. **2009:** Made his postseason debut on April 15 at Vancouver.



ALEX OVECHKIN

BIOGRAPHICAL INFO

LEFT WING | HEIGHT: 6'3" | WEIGHT: 238 | SHOOTS: Right
BORN: September 17, 1985 | **BIRTHPLACE:** Moscow, Russia
DRAFTED: Capitals' first-round choice, first overall, in the 2004 NHL Draft

8

VS. THE NHL

TEAM	GP	G	A	PTS	PIM
ANA	20	12	14	26	14
ARI	20	8	11	19	16
BOS	59	27	27	54	43
BUF	56	35	21	56	69
CGY	19	11	14	25	4
CAR	81	43	52	95	53
CHI	19	10	9	19	39
COL	20	8	8	16	10
CBJ	37	18	10	28	24
DAL	20	10	6	16	10
DET	27	19	12	31	8
EDM	19	13	10	23	6
FLA	65	39	43	82	20
LA	21	11	10	21	6
MIN	17	17	12	29	4
MTL	50	33	22	55	38
NSH	21	13	6	19	18
NJ	65	36	37	73	20
NYI	62	40	21	61	44
NYR	66	39	20	59	39
OTT	48	31	20	51	38
PHI	63	42	29	71	24
PIT	65	36	28	64	44
SJ	22	12	8	20	10
STL	20	18	13	31	6
TB	72	48	43	91	40
TOR	50	41	32	73	34
VAN	20	9	8	17	12
VGK	6	3	0	3	2
WPG	67	48	44	92	36

REGULAR SEASON

PLAYOFFS

YEAR	TEAM	LEAGUE	GP	G	A	PTS	PIM	+/-	PP	SH	GW	S	GP	G	A	PTS	PIM
2005-06	CAPITALS	NHL	81	52	54	106	52	2	21	3	5	*425	-	-	-	-	-
	Russia	Olympics	8	5	0	5	8	-	-	-	-	-	-	-	-	-	-
	Russia	WC	7	6	3	9	6	-	-	-	-	-	-	-	-	-	-
2006-07	CAPITALS	NHL	82	46	46	92	52	-19	16	0	8	*392	-	-	-	-	-
	Russia	WC	8	1	2	3	29	-	-	-	-	-	-	-	-	-	-
2007-08	CAPITALS	NHL	82	*65	47	*112	40	28	22	0	11	*446	7	4	5	9	0
	Russia	WC	9	6	6	12	8	-	-	-	-	-	-	-	-	-	-
2008-09	CAPITALS	NHL	79	*56	54	110	72	8	19	1	10	*528	14	11	10	21	8
2009-10	CAPITALS	NHL	72	50	59	109	89	45	13	0	7	*368	7	5	5	10	0
	Russia	Olympics	4	2	2	4	2	-	-	-	-	-	-	-	-	-	-
	Russia	WC	9	5	1	6	4	-	-	-	-	-	-	-	-	-	-
2010-11	CAPITALS	NHL	79	32	53	85	41	24	7	0	*11	*367	9	5	5	10	10
	Russia	WC	5	0	0	0	4	-	-	-	-	-	-	-	-	-	-
2011-12	CAPITALS	NHL	78	38	27	65	26	-8	13	0	3	303	14	5	4	9	8
	Russia	WC	3	2	2	4	2	-	-	-	-	-	-	-	-	-	-
2012-13	CAPITALS	NHL	48	*32	24	56	36	2	*16	0	4	*220	7	1	1	2	4
	Russia	WC	1	1	1	2	0	-2	0	0	0	8	-	-	-	-	-
2013-14	CAPITALS	NHL	78	*51	28	79	48	-35	*24	0	10	*386	-	-	-	-	-
	Russia	Olympics	5	1	1	2	0	2	0	0	0	24	-	-	-	-	-
	Russia	WC	9	4	7	11	8	6	2	0	1	52	-	-	-	-	-
2014-15	CAPITALS	NHL	81	*53	28	81	58	10	*25	0	*11	*395	14	5	4	9	6
	Russia	WC	2	1	1	2	0	1	0	0	0	6	-	-	-	-	-
2015-16	CAPITALS	NHL	79	*50	21	71	53	21	*19	0	8	*398	12	5	7	12	2
	Russia	WC	6	1	1	2	2	3	0	0	0	23	-	-	-	-	-
2016-17	CAPITALS	NHL	82	33	36	69	50	6	*17	0	7	313	13	5	3	8	8
	Russia	World Cup	4	1	2	3	6	1	-	-	-	-	-	-	-	-	-
2017-18	CAPITALS	NHL	82	*49	38	87	32	3	17	0	7	355	24	15	12	27	8
2018-19	CAPITALS	NHL	81	*51	38	89	40	7	18	0	5	338	7	4	5	9	19
	Russia	WC	10	2	1	3	2	6	0	0	0	-	-	-	-	-	-
2019-20	CAPITALS	NHL	68	48*	19	67	30	-12	13	0	3	311	8	4	1	5	2
2020-21	CAPITALS	NHL	45	24	18	42	12	-7	9	0	6	182	-	-	-	-	-

NHL / CAPITALS TOTALS

1,197 730 590 1,320 731 75 269 4 116 5,727 136 69 62 131 75

* League Leader

2020-21

Led the Capitals in goals (24) ... Reached the 20-goal mark for the 16th time in his career, becoming the eighth player in NHL history with 16+ consecutive 20-goal seasons and the fourth to do so from the start of his career ... Passed Brett Hull (265) for the second-most power play goals in NHL history, vs. BOS (4/8) ... Passed Gordie Howe (147) for the fourth-most multi-goal games in NHL history, vs. NJD (3/26) ... Passed Phil Esposito (717g) for the sixth-most goals in NHL history, vs. NYI (3/16) ... Recorded 1,300th career point, becoming the 20th player in NHL history to reach the mark in fewer than 1,200 games played, 3/16 vs. NYI ... Passed Mike Gartner (708) for the seventh most goals in NHL history, 2/4 at NYR ... Passed Brett Hull and Teemu Selanne (110) for the fourth most game-winning goals in NHL history, 1/30 vs. BOS.

PLAYOFFS VS. THE NHL

TEAM	GP	G	A	PTS	PIM
BOS	8	2	3	5	4
CAR	7	4	5	9	19
CBJ	6	5	3	8	0
MTL	7	5	5	10	0
NYI	12	6	4	10	6
NYR	33	13	10	23	18
PHI	14	7	7	14	0
PIT	26	15	18	33	20
TB	12	6	5	11	4
TOR	6	3	0	3	2
VGK	5	3	2	5	2

ALEX OVECHKIN

8



PLAYOFF CAREER

Career: Ranks first in franchise playoff history in points (136), goals (69), shots (598), power-play goals (25), game-winning goals (10), games played (136) and second in assists (62) ... Ranks first among active NHL players (min. 100 games played) in career playoff goals per game (0.51) and fourth in playoff points per game (0.96) ... Passed Peter Bondra (30) for first place in all-time playoff goal scoring in Capitals history with a goal in Game 1 of the 2013 ECQF vs. NYR ... Became the first NHL player to score at least 30 goals in his first 50 Stanley Cup playoff games since Joe Sakic reached the 50-game mark with 33 goals in May 1997. **2020:** Passed Gordie Howe and Sidney Crosby (68) for the 18th-most playoff goals in NHL history in Game 4 of the First Round at NYI (8/18) ... Skated in all three Round Robin games and all five First Round games vs. NYI. **2019:** Led the Capitals with nine points (4g, 5a) ... Recorded three-point game in Game 5 (1g, 2a) ... Scored game-winning goal in Game 1 vs. CAR. **2018:** Became first Russian captain in NHL history to win the Stanley Cup ... Set single playoff record for goals (15) ... Recorded two game-winning goals ... Scored in Stanley Cup-clinching game ... Became first player in franchise history to win the Conn Smythe Trophy ... **2017:** Recorded eight points in 13 postseason games ... Ranked tied for second on the team in goals (5) ... Led team in shots (49) ... Ranked tied for first on the team in power-play goals (2) and tie for second in power-play points (4) ... Scored a goal in three consecutive games in ECQF vs. TOR (4/15-4/19) ... Registered two assists in Game 2 of the ECSF vs. PIT (4/29), marking his 23rd career multi-point playoff game ... Recorded his 43rd career postseason assist in Game 2 of the ECSF vs. PIT (4/28), passing Calle Johansson (42) for fourth on the franchise postseason assist list ... Scored a goal in game 5 of the ECSF vs. PIT (5/6), his franchise-leading 46th career playoff goal ... Played in his 96th career postseason game in Game 6 of the ECSF at PIT (5/8), passing Calle Johansson (95) for third place on franchise postseason games played list. **2016:** Led the team in shots (62) and hits (59), ranked tied for first in points (12) and plus/minus (+3), second in power-play goals (3) and tied for second in assists (7) and goals (5) during the postseason ... Earned three points (2g, 1a) in Game 3 of the ECQF vs. PHI (4/18), passing Dale Hunter (72) for first place on the Capitals franchise playoff points list ... The game marked his franchise-leading sixth three-point playoff game and fifth multi-goal game ... Scored his sixth career playoff game-winning goal in Game 3 against the Flyers, tying Jason Chimera and Peter Bondra for the most game-winning goals in franchise postseason history ... Earned two points (1g, 1a) in Game 3 of the ECSF at PIT (5/2) ... Tallied two points (1g, 1a) in Game 5 vs. PIT, including his 13th career postseason power-play goal, tying Peter Bondra (13) for first place in franchise playoff history ... Earned two points (2a) in Game 6 at PIT (5/10), marking his franchise-leading 22nd career multi-point playoff game and his sixth career multi-assist game. **2015:** Scored a goal in Game 2 of the ECQF vs. NYI (4/17) ... Earned two points (1g, 1a) in Game 4 at NYI (4/21) ... Earned two points (1g, 1a) in Game 1 of the ECSF at NYR (4/30), marking his 18th career multi-point performance in the playoffs ... Scored a goal in Game 2 at NYR (5/2), extending his point streak to four games (4/25-5/2: 2g, 3a) ... Scored a goal in Game 7 at NYR (5/13). **2013:** Led the team in shots (30) and hits (34) and all forwards in ice time per game (20:44) during the postseason. **2012:** Led the Capitals in goals, shots and points during the 2012 postseason and was T-3rd in assists ... Tallied a goal and an assist in Game 3 of the ECQF vs. BOS ... Scored GWG in Game 2 of the ECSF at NYR. **2011:** Led the team in goals (5) and points (10) in the 2011 playoffs and was T-2nd in assists (5) ... Now ranks 7th all-time in Capitals postseason points (50) and T-2nd (Dale Hunter) in goals (25). **2010:** Led the team in scoring (10 points) and was tied for the lead in goals (five) in 7 2010 playoff games ... Finished T-4th in the league in each category through the 1st round ... Had a playoff-career-high 4 points (1g-3a) and was +3 in Game 2 vs. MTL (4/17) ... Scored goals in 4-straight games from 4/17—4/23 (5g) ... Had 3 points (2g-1a) in Game 4 at MTL (4/21) ... Had an assist, 10 shots on goal, 6 hits and a goal waved off in Game 7 vs. MTL (4/28). **2009:** Through 2 rounds of the 2009 playoffs, led the NHL in points (tied), shots (90) and plus/minus (+10) ... Ranked 2nd in goals through 2 rounds and finished the playoffs T-4th in goals ... Had 6 points (3g-3a) in 5 games when the Caps faced elimination ... Had 13 shots and 2 assists in Game 1 of the ECQF vs. NYR (4/15) ... Recorded his 1st career playoff hat trick in Game 2 of the ECSF vs. PIT (3g, 5/4), the 1st playoff hat trick for a Cap in 85 games, since 4/26/93 (Al Iafate) ... Had back-to-back 3-point games vs. PIT in Games 5 (2g-1a, 5/9) and 6 (3a, 5/11). **2008:** Led the team with 9 points and shared the team lead with 4 goals in the 2008 playoffs ... Scored 2 GWGs, tied for the club record in a playoff series ... Finished T-2nd in the NHL in 1st-round scoring ... Made his playoff debut and had 2 points (1g-1a), including the GWG, in Game 1 of the ECQF vs. PHI (4/11) ... Had 3 goals and 4 points in Games 6 and 7 combined, with 9 shots on goal in each game.

ALEX OVECHKIN

8

RANKINGS AMONG ACTIVE PLAYERS

MOST PLAYOFF GOALS PER GAME

PLAYER	GP	G	G/GP
Alex Ovechkin	136	69	0.51
Logan Couture	116	48	0.41
Sidney Crosby	168	68	0.40
Patrick Kane	136	52	0.38
Evgeni Malkin	166	63	0.38
Joe Pavelski	161	61	0.38
Patrick Marleau	195	72	0.37
Jonathan Toews	137	45	0.33

*Minimum 100 games played

MOST PLAYOFF PPG

PLAYER	GP	PPG
Evgeni Malkin	166	27
Alex Ovechkin	136	25
Joe Pavelski	161	25
Patrick Marleau	195	24
Sidney Crosby	168	19
Jonathan Toews	137	19
Logan Couture	116	16
Jeff Carter	120	16
Patrice Bergeron	149	15

HIGHEST PLAYOFF POINTS PER GAME

PLAYER	TEAM	GP	G	A	P	P/GP
Sidney Crosby	PIT	168	68	121	189	1.13
Evgeni Malkin	PIT	166	63	106	169	1.02
Patrick Kane	CHI	136	52	80	132	0.97
Alex Ovechkin	WSH	136	69	62	131	0.96
Ryan Getzlaf	ANA	125	37	83	120	0.96
Logan Couture	SJ	116	48	53	101	0.87
Jonathan Toews	CHI	137	45	74	119	0.87
Nicklas Backstrom	WSH	128	36	71	107	0.84
David Krejci	BOS	145	40	75	115	0.79
Brad Marchand	BOS	121	37	58	95	0.79

*Minimum 100 games played



MICHAEL RAFFL

BIOGRAPHICAL INFO

LEFT WING | HEIGHT: 6'0" | WEIGHT: 200 | SHOOT: Left
BORN: December 1, 1988 | **BIRTHPLACE:** Villach, Austria
ACQUIRED: From Philadelphia in exchange VGK's 2021 fifth-round pick, April 12, 2021

REGULAR SEASON

PLAYOFFS

YEAR	TEAM	LEAGUE	GP	G	A	PTS	PIM	+/-	PP	SH	GW	S	GP	G	A	PTS	PIM
2008-09	Villacher SV	EBEL	49	9	10	19	77	-6	-	-	-	-	6	0	2	2	12
	Austria	WC	2	0	0	0	0	-3	-	-	-	-	-	-	-	-	-
2009-10	Villacher SV	EBEL	42	25	18	43	54	5	-	-	-	-	5	1	0	1	14
2010-11	Villacher SV	EBEL	50	26	29	55	62	25	-	-	-	-	8	5	4	9	20
	Austria	WC	3	0	1	1	0	-2	-	-	-	-	-	-	-	-	-
2011-12	Leksands IF	Allsvenskan	39	10	13	23	26	16	-	-	-	-	6	0	1	1	0
2012-13	Leksands IF	Allsvenskan	49	24	22	46	40	24	-	-	-	-	10	3	3	6	4
	Austria	WC	7	2	1	3	0	-2	-	-	-	-	-	-	-	-	-
2013-14	Philadelphia	NHL	68	9	13	22	28	2	0	0	3	101	7	0	1	1	0
	Adirondack	AHL	2	1	2	3	0	1	0	0	0	5	-	-	-	-	-
	Austria	Olympics	4	1	2	3	4	-4	-	-	-	-	-	-	-	-	-
2014-15	Philadelphia	NHL	67	21	7	28	34	6	2	1	2	134	-	-	-	-	-
	Austria	WC	7	1	2	3	6	-2	-	-	-	-	-	-	-	-	-
2015-16	Philadelphia	NHL	82	13	18	31	30	9	1	0	4	132	6	1	0	1	2
2016-17	Philadelphia	NHL	52	8	3	11	20	-7	0	0	3	63	-	-	-	-	-
2017-18	Philadelphia	NHL	76	13	9	22	28	9	1	0	3	96	6	0	1	1	2
	Austria	WC	5	4	1	5	4	3	-	-	-	-	-	-	-	-	-
2018-19	Philadelphia	NHL	67	6	12	18	32	-1	0	1	1	65	-	-	-	-	-
	Austria	WC	6	4	0	4	4	-5	-	-	-	-	-	-	-	-	-
2019-20	Philadelphia	NHL	58	8	12	20	14	-2	0	1	2	66	9	4	1	5	2
2020-21	Villacher SV	ICEHL	4	1	2	3	6	2	-	-	-	-	-	-	-	-	-
	Philadelphia	NHL	34	3	5	8	26	-5	0	0	0	31	-	-	-	-	-
	CAPITALS	NHL	10	1	2	3	7	1	0	0	1	19	-	-	-	-	-
NHL TOTALS			514	82	81	163	219	12	4	3	21	707	28	5	3	8	6
CAPITALS TOTALS			10	1	2	3	7	1	0	0	1	19	-	-	-	-	-

VS. THE NHL

TEAM	GP	G	A	PTS	PIM
ANA	11	4	1	5	0
ARI	7	2	0	2	0
BOS	27	1	1	2	6
BUF	21	5	7	12	8
CGY	14	3	3	6	8
CAR	24	6	4	10	2
CHI	12	2	3	5	6
COL	11	1	0	1	0
CBJ	23	3	4	7	9
DAL	12	2	0	2	4
DET	18	4	6	10	17
EDM	13	3	0	3	4
FLA	16	1	4	5	15
LA	13	1	0	1	2
MIN	10	1	2	3	0
MTL	17	6	1	7	2
NSH	12	1	0	1	8
NJ	27	3	3	6	20
NYI	31	5	6	11	8
NYR	31	4	8	12	29
OTT	16	3	3	6	8
PHI	2	0	0	0	0
PIT	29	2	2	4	25
SJ	12	2	0	2	4
STL	12	3	0	3	4
TB	19	4	2	6	6
TOR	16	1	5	6	4
VAN	14	3	2	5	2
VGK	6	1	3	4	0
WSH	28	4	8	12	16
WPG	10	1	3	4	2

2020-21

Scored his first goal as a Capital on May 11, the second-latest game-winning goal in franchise history (3 seconds remaining) ... Recorded two primary assists, at NYR (5/3), marking his first points as a Capital ... Made his Capitals debut, at NYI (4/22) ... Recorded eight points (3g, 5a) in 34 games with the Flyers this season ... Led Philadelphia forwards with 23 blocked shots and was tied for fifth on the team with 50 hits ... Ranked sixth among Flyers forwards with 37:24 penalty kill minutes.

PLAYOFF CAREER

2020: Skated in nine playoff games with the Flyers, recording five points (4g, 1a) ... Led the team in game-winning goals (2) ... Ranked tied for second on Philadelphia in goals (5). **2018:** Appeared in all six of Philadelphia's First Round games vs. PIT, recording one assist ... Ranked second on the team in hits (26). **2016:** Skated in all six of Philadelphia's First Round games vs. WSH, recording one goal. **2015:** Appeared in all seven of Philadelphia's First Round games vs. NYR, recording one assist.

PLAYOFFS VS. THE NHL

TEAM	GP	G	A	PTS	PIM
BOS	1	1	1	2	2
MTL	4	2	0	2	0
NYI	4	1	0	1	0
NYR	7	0	1	1	0
PIT	6	0	1	1	2
WSH	6	1	0	1	2



ILYA SAMSONOV

30

BIOGRAPHICAL INFO

GOALTENDER | HEIGHT: 6'3" | WEIGHT: 200 | CATCHES: Left
BORN: February 22, 1997 | **BIRTHPLACE:** Magnitogorsk, Russia
DRAFTED: Capitals' first-round choice, 22nd overall, in the 2015 NHL Draft

VS. THE NHL

TEAM	GP	MIN	SO	W	L	OT	GAA	SV%
ARI	1	64	0	0	0	1	2.81	.914
BOS	3	120	0	0	1	0	3.01	.860
BUF	1	60	0	1	0	0	4.00	.846
CGY	1	60	0	1	0	0	2.01	.926
CAR	2	119	1	2	0	0	1.51	.953
COL	1	49	0	0	1	0	2.46	.905
CBJ	1	63	0	1	0	0	0.95	.964
DAL	1	60	0	1	0	0	1.00	.960
DET	1	59	0	1	0	0	2.02	.926
LA	1	60	0	1	0	0	1.00	.957
MTL	1	59	0	0	1	0	4.07	.897
NJ	6	357	1	5	1	0	2.35	.920
NYI	7	339	1	5	2	0	2.83	.893
NYR	3	177	0	1	1	1	4.07	.855
OTT	2	120	0	2	0	0	2.01	.927
PHI	6	312	0	5	0	0	2.31	.924
PIT	3	183	0	0	2	1	3.27	.884
TB	1	60	0	1	0	0	2.00	.929
TOR	1	60	0	1	0	0	3.00	.906
VAN	1	65	0	1	0	0	4.63	.853
WPG	1	59	0	0	1	0	2.03	.935

REGULAR SEASON

PLAYOFFS

YEAR	TEAM	LEAGUE	GP	W	L	OT	MIN	GA	SO	GAA	SA	SV%	GP	W	L	GAA	SV%
2014-15	Magnitogorsk	Russia-Jr.	18	11	4	1	1,039	-	2	2.66	-	.918	-	-	-	-	-
	Magnitogorsk	KHL	1	0	0	0	22	1	0	5.50	4	.500	-	-	-	-	-
2015-16	Magnitogorsk	KHL	19	6	4	3	853	29	2	2.04	386	.925	6	2	2	2.63	2.29
	Russia U20	WJC-20	2	-	-	-	-	-	-	1.00	-	.956	-	-	-	-	-
2016-17	Magnitogorsk	KHL	27	15	3	5	1,128	40	2	2.13	589	.936	3	1	0	.93	1.28
	Russia U20	WJC-20	6	-	-	-	-	-	-	2.11	-	.926	-	-	-	-	-
2017-18	Magnitogorsk	KHL	26	12	9	1	1,325	51	3	2.31	690	.926	5	1	2	2.34	2.30
2018-19	Hershey	AHL	37	20	14	2	2,202	99	3	2.70	967	.898	5	2	3	2.99	.897
2019-20	CAPITALS	NHL	26	16	6	2	1,412	60	1	2.55	689	.913	-	-	-	-	-
2020-21	CAPITALS	NHL	19	13	4	1	1,093	49	2	2.69	499	.902	-	-	-	-	-
NHL/CAPITALS TOTALS			45	29	10	3	2,504	109	3	2.61	1,188	.908	-	-	-	-	-

2020-21

Posted a 13-4-1 record ... Stopped all 26 shots faced, at NYI (4/22), earning third career shutout ... Stopped 29 of 30 shots, vs. PHI (4/13) ... Stopped 35 of 39 shots, at NJD (4/4) ... Recorded second career shutout, vs. NJD (3/26) ... Stopped 21 of 22 shots, vs. NYI (3/16) ... Made 36 saves, at PHI (3/7), the second-most saves he's made in a game in his career.

PLAYOFF CAREER

2019: Earned first career AHL playoff win, stopping 26 of 27 shots, 4/23 vs. Bridgeport ... Made AHL playoff debut, 4/19 at Bridgeport, stopping 49 of 52 shots. **2018:** Recorded a 2.30 goals against average and a .913 save percentage in five KHL playoff games with Metallurg Magnitogorsk.



JUSTIN SCHULTZ

2

BIOGRAPHICAL INFO

DEFENSE | **HEIGHT:** 6'2" | **WEIGHT:** 186 | **SHOOTS:** Right
BORN: July 6, 1990 | **BIRTHPLACE:** Kelowna, British Columbia
ACQUIRED: Signed as a free agent, October 9, 2020

REGULAR SEASON

PLAYOFFS

YEAR	TEAM	LEAGUE	GP	G	A	PTS	PIM	+/-	PP	SH	GW	S	GP	G	A	PTS	PIM
2007-08	Westside	BCHL	57	9	31	40	28	-	-	-	-	-	11	3	5	8	4
2008-09	Westside	BCHL	49	15	35	50	29	-	-	-	-	-	6	1	2	3	2
2009-10	Wisconsin	WCHA	43	6	16	22	12	2	-	-	-	-	-	-	-	-	-
2010-11	Wisconsin	WCHA	41	18	29	47	28	11	9	0	3	-	-	-	-	-	-
2011-12	Wisconsin	WCHA	37	16	28	44	12	16	7	0	0	-	-	-	-	-	-
2012-13	Edmonton	NHL	48	8	19	27	8	-17	4	0	3	85	-	-	-	-	-
	Oklahoma City	WHL	34	18	30	48	6	8	7	2	3	92	-	-	-	-	-
	Canada	WC	8	0	4	4	2	1	0	0	0	-	-	-	-	-	-
2013-14	Edmonton	NHL	74	11	22	33	16	-22	1	0	3	109	-	-	-	-	-
2014-15	Edmonton	NHL	81	6	25	31	12	-17	0	0	1	122	-	-	-	-	-
2015-16	Edmonton	NHL	45	3	7	10	14	-22	1	0	0	59	-	-	-	-	-
	Pittsburgh	NHL	18	1	7	8	2	7	1	0	0	23	15	0	4	4	0
2016-17	Pittsburgh	NHL	78	12	39	51	34	27	3	0	1	154	21	4	9	13	4
2017-18	Pittsburgh	NHL	63	4	23	27	14	22	0	0	1	109	12	1	7	8	2
2018-19	Pittsburgh	NHL	29	2	13	15	4	0	1	0	0	47	4	1	2	3	0
2019-20	Pittsburgh	NHL	46	3	9	12	6	-13	0	0	0	86	4	0	1	1	0
2020-21	CAPITALS	NHL	46	3	24	27	10	12	0	0	1	67	-	-	-	-	-
NHL TOTALS			528	53	188	241	120	-23	11	0	10	861	56	6	23	29	6
CAPITALS TOTALS			46	3	24	27	10	12	0	0	1	67	-	-	-	-	-

VS. THE NHL

TEAM	GP	G	A	PTS	PIM
ANA	19	1	7	8	8
ARI	19	6	5	11	2
BOS	20	2	10	12	4
BUF	25	4	14	18	4
CGY	21	3	7	10	6
CAR	15	1	6	7	6
CHI	14	1	5	6	10
COL	16	2	7	9	4
CBJ	17	1	9	10	6
DAL	18	4	5	9	6
DET	16	2	2	4	0
EDM	4	0	1	1	2
FLA	14	0	5	5	2
LA	20	0	7	7	4
MIN	15	0	3	3	4
MTL	16	0	2	2	2
NSH	17	1	3	4	4
NJ	26	2	10	12	6
NYI	22	2	10	12	6
NYR	25	3	8	11	2
OTT	14	1	6	7	6
PHI	24	2	11	13	6
PIT	13	0	5	5	6
SJ	20	3	3	6	2
STL	16	3	2	5	2
TB	14	3	5	8	6
TOR	13	0	4	4	2
VAN	20	1	6	7	0
VGK	3	0	2	2	0
WSH	20	3	13	16	2
WPG	12	2	5	7	0

2020-21

Tied for fourth among NHL defensemen in primary assists (19) ... Surpassed point total from 2019-20 (3g-9a-12p) in 21 fewer games ... Ranked third on the Capitals in plus/minus (+12) ... His 59.2 on-ice GF% at even strength (45 goals for, 31 against) leads Caps' defensemen ... Recorded three points (1g, 2a), at BUF (4/9), marking his seventh career three-point game ... Played 500th career game, at BOS (3/3) ... Recorded three straight multi-point games (1/24-1/28; 2g-4a-6p)

PLAYOFF CAREER

2020: Recorded one assist in four playoff games with Pittsburgh. **2019:** Recorded three points (1g, 2a) in four playoff games with Pittsburgh, tying for the team lead. **2018:** Recorded eight points (1g, 7a) in 12 playoff games, which ranked second among Pittsburgh defensemen ... Logged a playoff career high 27:24 time on ice in Game two of the Second Round at WSH (4/29/18) **2017:** Won Stanley Cup with Pittsburgh, appearing in 21 contests ... Ranked tied for third among defensemen in scoring (4g-9a-13p) during the 2017 Stanley Cup Playoffs ... Scored the game-winning goal in Game 5 of the Stanley Cup Final vs. NSH (6/8/17) ... Recorded first career playoff game-winning goal in Game 4 of the Second Round vs. WSH (5/3/17) ... Scored his first career playoff goal in Game 3 of the Second Round vs. WSH (5/1/17). **2016:** Won Stanley Cup with Pittsburgh, appearing in 15 contests ... Recorded an assist in Game 6 of the Stanley Cup Final at SJ (6/12) ... Recorded his first career playoff point in Game 3 of the Eastern Conference Final at TB (5/18/16) ... Made his Stanley Cup playoff debut with Pittsburgh in Game 1 of the First Round vs. NYR (4/13/16).

PLAYOFFS VS. THE NHL

TEAM	GP	G	A	PTS	PIM
CBJ	5	0	3	3	2
MTL	4	0	1	1	0
NSH	6	1	2	3	2
NYI	4	1	2	3	0
NYR	1	0	0	0	0
OTT	3	1	1	2	0
PHI	6	1	2	3	2
SJ	6	0	2	2	0
TB	6	0	2	2	0
WSH	15	2	8	10	0



CONOR SHEARY

73

BIOGRAPHICAL INFO

LEFT WING | HEIGHT: 5'9" | WEIGHT: 178 | SHOOT: Left
BORN: June 8, 1992 | **BIRTHPLACE:** Winchester, Massachusetts
ACQUIRED: Signed as a free agent, December 22, 2020

REGULAR SEASON

PLAYOFFS

YEAR	TEAM	LEAGUE	GP	G	A	PTS	PIM	+/-	PP	SH	GW	S	GP	G	A	PTS	PIM
2010-11	UMass-Amherst	H-East	34	6	8	14	12	-5	0	0	1	59	-	-	-	-	-
2011-12	UMass-Amherst	H-East	36	12	23	35	10	15	4	0	0	80	-	-	-	-	-
2012-13	UMass-Amherst	H-East	34	11	16	27	29	-6	5	1	1	102	-	-	-	-	-
2013-14	UMASS-Amherst	H-East	34	9	19	28	2	-4	3	2	1	126	-	-	-	-	-
	Wilkes-Barre/Scranton	AHL	2	0	0	0	0	0	0	0	0	5	15	6	5	11	0
2014-15	Wilkes-Barre/Scranton	AHL	58	20	25	45	8	0	5	0	1	127	8	5	7	12	2
2015-16	Pittsburgh	NHL	44	7	3	10	8	-1	0	0	0	51	23	4	6	10	8
	Wilkes-Barre/Scranton	AHL	30	7	29	36	4	8	1	0	2	93	-	-	-	-	-
2016-17	Pittsburgh	NHL	61	23	30	53	22	24	2	0	6	154	22	2	5	7	4
2017-18	Pittsburgh	NHL	79	18	12	30	10	2	2	0	4	142	12	0	2	2	2
2018-19	Buffalo	NHL	78	14	20	34	12	-18	4	0	3	147	-	-	-	-	-
2019-20	Buffalo	NHL	55	9	10	19	8	-4	3	0	1	88	-	-	-	-	-
	Pittsburgh	NHL	8	1	3	4	2	-1	0	0	0	14	4	0	2	2	2
2020-21	CAPITALS	NHL	53	14	8	22	14	-1	1	0	1	88	-	-	-	-	-
NHL TOTALS			378	86	86	172	76	1	10	0	15	684	61	6	15	21	16
CAPITALS TOTALS			53	14	8	22	14	-1	1	0	1	88	-	-	-	-	-

VS. THE NHL

TEAM	GP	G	A	PTS	PIM
ANA	8	3	0	3	2
ARI	6	1	3	4	0
BOS	24	6	4	10	0
BUF	17	6	6	12	8
CGY	7	1	1	2	6
CAR	16	4	5	9	0
CHI	7	0	2	2	2
COL	6	0	1	1	0
CBJ	13	3	3	6	6
DAL	6	1	1	2	2
DET	16	3	3	6	4
EDM	8	3	1	4	0
FLA	12	3	7	10	2
LA	7	1	1	2	0
MIN	8	0	0	0	0
MTL	11	3	3	6	2
NSH	6	0	2	2	4
NJ	25	6	6	12	6
NYI	24	4	2	6	6
NYR	23	8	2	10	0
OTT	16	3	6	9	2
PHI	22	7	5	12	8
PIT	11	6	2	8	2
SJ	7	1	2	3	0
STL	7	2	1	3	0
TB	16	3	5	8	0
TOR	15	2	2	4	4
VAN	8	1	2	3	0
VGK	4	0	2	2	0
WSH	14	4	4	8	4
WPG	8	1	2	3	6

2020-21

Tied for fourth on the Capitals in goals (14) ... Scored his fourth career overtime goal, vs. PHI (5/8) ... Recorded three points (1g, 2a), vs. PHI (4/13), marking his sixth career three-point game ... Scored two goals, at BOS (4/11), marking his 13th career multi-goal game ... Reached 10-goal mark for fifth-straight season, at BOS (4/11) ... Recorded two points (1g, 1a), vs. NJD (3/26) ... Skated a season-high 19:56, at BOS (3/5) ... Made his Capitals debut, at BUF (1/14).

PLAYOFF CAREER

2020: Skate in all four of Pittsburgh's playoff games ... Recorded a postseason career high two points (0g, 2a) in Game 2 of the Qualifying Round vs. MTL (8/3/20). **2018:** Appeared in all 12 of Pittsburgh's playoff games. **2017:** Won Stanley Cup with Pittsburgh, appearing in 22 contests ... Logged a playoff career high 21:44 time on ice in Game 7 of the Eastern Conference Final vs. OTT (5/25/17). **2016:** Won Stanley Cup with Pittsburgh, appearing in 23 contests ... Scored an overtime goal in in Game 2 of the Stanley Cup Final vs. SJ (6/1/16), becoming the first rookie to score an overtime goal in a Stanley Cup Final since Montreal's Brian Skrudland in 1986 ... Scored a goal in Game 1 of the Stanley Cup Final vs. SJ (5/30/16) ... Scored first career playoff goal in Game 4 of the First Round at NYR (4/21/16).

PLAYOFFS VS. THE NHL

TEAM	GP	G	A	PTS	PIM
CBJ	5	0	2	2	0
MTL	4	0	2	2	2
NSH	6	2	1	3	2
NYR	5	2	1	3	6
OTT	5	0	1	1	2
PHI	6	0	2	2	2
SJ	6	2	1	3	2
TB	6	0	2	2	0
WSH	18	0	3	3	0



DANIEL SPRONG

10

BIOGRAPHICAL INFO

RIGHT WING | HEIGHT: 6'0" | WEIGHT: 200 | SHOOTS: Right
BORN: March 17, 1997 | **BIRTHPLACE:** Amsterdam, Netherlands
ACQUIRED: From Anaheim in exchange for Christian Djoos, February 24, 2020

REGULAR SEASON

PLAYOFFS

YEAR	TEAM	LEAGUE	GP	G	A	PTS	PIM	+/-	PP	SH	GW	S	GP	G	A	PTS	PIM
2013-14	Charlottetown	QMJHL	67	30	38	68	20	-20	9	0	0	260	4	4	1	5	0
2014-15	Charlottetown	QMJHL	68	39	49	88	18	-23	16	0	4	270	10	7	4	11	6
2015-16	Pittsburgh	NHL	18	2	0	2	0	-1	0	0	0	23	-	-	-	-	-
	Charlottetown	QMJHL	33	16	30	46	22	-7	5	0	6	145	12	4	11	15	12
	Wilkes-Barre	AHL	-	-	-	-	-	-	-	-	-	-	10	5	2	7	2
2016-17	Charlottetown	QMJHL	31	32	27	59	8	29	6	0	5	140	12	9	11	20	17
2017-18	Pittsburgh	NHL	8	2	1	3	0	2	0	0	1	22	-	-	-	-	-
	Wilkes-Barre	AHL	65	32	33	65	28	4	11	0	7	214	3	1	0	1	0
2018-19	Pittsburgh	NHL	16	0	4	4	0	-7	1	0	0	16	-	-	-	-	-
	Anaheim	NHL	47	14	5	19	10	-9	2	0	3	109	-	-	-	-	-
2019-20	Anaheim	NHL	8	1	1	2	0	-2	1	0	0	17	-	-	-	-	-
	San Diego	AHL	39	11	16	27	24	-11	3	0	2	122	-	-	-	-	-
	Hershey	AHL	5	1	5	6	2	-1	0	0	1	17	-	-	-	-	-
2020-21	CAPITALS	NHL	42	13	7	20	12	7	0	0	3	74	-	-	-	-	-
NHL TOTALS			139	32	18	50	22	-10	3	0	7	261	-	-	-	-	-
CAPITALS TOTALS			42	13	7	20	12	7	0	0	3	74	-	-	-	-	-

VS. THE NHL

TEAM	GP	G	A	PTS	PIM
ANA	1	0	0	0	0
ARI	4	1	0	1	0
BOS	10	1	1	2	2
BUF	8	1	0	1	0
CGY	3	0	0	0	2
CAR	3	0	0	0	0
CHI	3	1	0	1	2
COL	3	1	1	2	0
CBJ	4	2	0	0	0
DAL	3	0	0	0	0
DET	3	0	0	0	0
EDM	3	1	0	1	0
FLA	1	0	0	0	0
LA	4	2	0	2	2
MIN	2	0	0	0	0
MTL	6	1	2	3	0
NSH	4	2	1	3	0
NJ	11	3	3	6	4
NYI	11	7	2	9	2
NYR	9	1	0	1	0
OTT	4	1	0	1	0
PHI	10	2	2	4	4
PIT	6	2	2	4	0
SJ	2	0	0	0	2
STL	2	1	0	1	0
TB	1	0	0	0	0
TOR	4	0	0	0	0
VAN	5	0	1	1	0
VGK	3	1	0	1	0
WSH	3	0	1	1	0
WPG	3	1	2	3	2

2020-21

Ranked fourth in the NHL in goals per 60 minutes at 5v5 (1.59) among players with at least 30 games played ... Scored a career high three game-winning goals ... Scored two goals, at NYI (4/24), marking his third career multi-goal game ... His 0.31 goals per game rate is the highest single-season rate of his career ... Skated a season high 19:02, vs. PHI (5/7) ... Scored first goal as a Capital, vs. NYI (1/26) ... Made his Capitals debut, at PIT (1/17).

PLAYOFF CAREER

2018: Recorded one goal in three Calder Cup Playoff games with Wilkes-Barre/Scranton. **2017:** Led Charlottetown (QMJHL) in goals (9) and points (20) in 12 playoff games ... Finished tied for ninth in QMJHL playoff scoring. **2016:** Appeared in 10 Calder Cup Playoff games with Wilkes-Barre/Scranton, recording seven points (2g, 7a) ... Scored an overtime goal in Game 2 of the Divisional Semifinals vs. Providence (4/21) ... Made his Calder Cup Playoffs debut with Wilkes-Barre/Scranton in Game 1 of the Divisional Semifinals vs. Providence (4/20) ... Appeared in 12 President's Cup Playoff games with Charlottetown ... Ranked second on Charlottetown in assists (11) and points (15) in 12 playoff games. **2015:** Led Charlottetown in goals (7) and tied for the team lead in points (11) in 10 playoff games ... Recorded five multi-point efforts in 10 playoff games. **2014:** Led Charlottetown in goals (4) and points (5) in four playoff games.



VITEK VANECEK

41

BIOGRAPHICAL INFO

GOALTENDER | HEIGHT: 6'2" | WEIGHT: 187 | CATCHES: Left
BORN: January 9, 1996 | **BIRTHPLACE:** Havlickuv Brod, Czech Republic
DRAFTED: Capitals' second-round choice, 39th overall, in the 2014 NHL Draft

VS. THE NHL

TEAM	GP	MIN	SO	W	L	OT	GAA	SV%
BOS	7	399	0	4	3	0	2.86	.905
BUF	7	402	1	5	1	1	2.24	.927
NJ	4	246	0	4	0	0	2.44	.902
NYI	5	254	1	3	1	0	1.89	.938
NYR	6	356	0	3	3	0	2.70	.889
PHI	2	95	0	0	1	0	4.40	.833
PIT	6	363	0	2	1	3	3.31	.896

REGULAR SEASON

PLAYOFFS

YEAR	TEAM	LEAGUE	GP	W	L	OT	MIN	GA	SO	GAA	SA	SV%	GP	W	L	GAA	SV%
2013-14	Bili Tygri Liberec	Czech-20	38	21	17	0	2,156	95	2	2.64	-	.921	4	1	3	4.23	.899
	Benatky nad Jizerou	Czech2	1	-	-	-	-	-	-	3.05	-	.906	-	-	-	-	-
	Czech U18	WJC-18	7	4	2	0	437	20	0	2.74	-	.897	-	-	-	-	-
2014-15	Benatky nad Jizerou	Czech2	20	10	10	0	1,178	44	0	2.24	-	.925	5	2	3	2.77	.902
	Bili Tygri Liberec	Czech-20	4	3	1	0	240	12	1	3.00	-	.919	-	-	-	-	-
	Bili Tygri Liberec	Czech	2	0	2	0	120	3	0	1.50	-	.943	4	1	3	3.26	.870
	Czech U20	WJC-20	3	1	2	0	181	13	0	4.31	-	.828	-	-	-	-	-
2015-16	South Carolina	ECHL	32	18	7	6	1,867	63	4	2.03	-	.917	11	6	2	2.31	.914
	Hershey	AHL	1	1	0	0	65	1	0	0.92	26	.962	-	-	-	-	-
	Czech U20	WJC-20	5	2	3	0	264	12	1	2.73	-	.881	-	-	-	-	-
2016-17	Hershey	AHL	39	18	10	7	2,147	91	5	2.54	997	.909	4	1	2	2.75	.910
2017-18	Hershey	AHL	32	12	13	2	1,695	86	2	3.04	765	.888	-	-	-	-	-
	South Carolina	ECHL	2	1	1	0	119	4	0	2.01	-	.935	-	-	-	-	-
2018-19	Hershey	AHL	38	21	10	6	2,220	97	2	2.62	1,042	.907	4	1	3	2.25	.935
2019-20	Hershey	AHL	31	19	10	1	1,832	69	2	2.26	827	.917	-	-	-	-	-
2020-21	CAPITALS	NHL	37	21	10	4	2,116	95	2	2.69	1,031	.908	-	-	-	-	-
CAPITALS TOTALS			37	21	10	4	2,116	95	2	2.69	1,031	.908	-	-	-	-	-

2020-21

Led rookie goaltenders in wins (21) and ranked tied for sixth in the NHL in wins ... Recorded second career shutout, vs. NYI (4/27) ... Recorded first career shutout, stopping all 23 shots, at BUF (3/15) ... Became fourth goaltender in franchise history to be named Rookie of the Month (January) ... Recorded a seven-game unbeaten streak (1/15-1/30), becoming the second rookie goaltender in franchise history to earn points in his first seven career games (Jim Carey, seven games in 1994-95) ... Recorded 45 saves on 48 shots (.938 SV%), vs. BUF (1/24), becoming the fifth rookie goaltender in franchise history to record at least 45 saves ... Made his NHL debut and earned his first career win, at BUF (1/15).

PLAYOFF CAREER

2019: Started four games for Hershey in the Calder Cup Playoffs, recording a 2.25 goals against average and a .935 save percentage. **2017:** Appeared in four games for Hershey in the Calder Cup Playoffs, recording a 2.75 goals against average and a .910 save percentage. **2016:** Posted a 6-2-2 record in 11 Kelly Cup playoff games with South Carolina (ECHL), with a 2.31 goals against average and a .914 save percentage ... Helped lead South Carolina to the Eastern Conference Finals.



TREVOR VAN RIEMSDYK

57

BIOGRAPHICAL INFO

DEFENSE | HEIGHT: 6'3" | WEIGHT: 188 | SHOOTS: Right
 BORN: July 24, 1991 | BIRTHPLACE: Middletown, New Jersey
 ACQUIRED: Signed as free agent, Oct. 10, 2020

REGULAR SEASON

PLAYOFFS

REGULAR SEASON

PLAYOFFS

YEAR	TEAM	LEAGUE	GP	G	A	PTS	PIM	+/-	PP	SH	GW	S	GP	G	A	PTS	PIM
2009-10	N.H. Jr. Monarchs	EJHL	31	8	27	35	4	-	-	-	-	-	4	0	3	3	0
2010-11	N.H. Jr. Monarchs	EJHL	39	16	22	38	20	-	-	-	-	-	6	2	3	5	4
2011-12	New Hampshire	H-East	37	4	15	19	24	7	-	-	-	-	-	-	-	-	-
2012-13	New Hampshire	H-East	39	8	25	33	8	10	-	-	-	-	-	-	-	-	-
2013-14	New Hampshire	H-East	26	4	19	23	10	13	-	-	-	-	-	-	-	-	-
2014-15	Chicago	NHL	18	0	1	1	2	0	0	0	0	21	4	0	0	0	0
	Rockford	AHL	8	0	3	3	0	2	0	0	0	7	-	-	-	-	-
2015-16	Chicago	NHL	82	3	11	14	31	-5	0	0	1	85	7	1	0	1	2
2016-17	Chicago	NHL	58	5	11	16	29	17	0	0	2	73	4	0	0	0	0
2017-18	Carolina	NHL	79	3	13	16	20	9	0	0	1	111	-	-	-	-	-
2018-19	Carolina	AHL	78	3	11	14	10	-4	0	0	1	102	9	0	0	0	2
2019-20	Carolina	NHL	49	1	7	8	10	-7	0	0	0	58	2	0	1	1	4
2020-21	CAPITALS	NHL	20	1	2	3	2	-1	0	0	0	23	-	-	-	-	-
NHL TOTALS			384	16	56	72	104	9	0	0	5	473	26	1	1	2	8
CAPITALS TOTALS			20	1	2	3	2	-1	0	0	0	23	-	-	-	-	-

VS. THE NHL

TEAM	GP	G	A	PTS	PIM
ANA	12	0	2	2	2
ARI	12	0	7	7	0
BOS	15	1	1	2	4
BUF	13	0	2	2	2
CGY	9	0	1	1	2
CAR	4	0	0	0	0
CHI	6	0	0	0	0
COL	14	0	3	3	2
CBJ	13	0	1	1	7
DAL	16	2	2	4	2
DET	13	1	1	2	19
EDM	10	2	1	3	0
FLA	11	1	1	2	0
LA	9	0	0	0	0
MIN	15	1	5	6	4
MTL	10	2	0	2	2
NSH	15	0	3	3	6
NJ	12	0	2	2	0
NYI	20	2	4	6	4
NYR	18	1	1	2	2
OTT	13	0	1	1	2
PHI	18	0	1	1	2
PIT	15	0	3	3	8
SJ	10	0	3	3	4
STL	15	1	3	4	14
TB	12	0	2	2	4
TOR	12	1	1	2	2
VAN	10	0	3	3	2
VGK	5	1	0	1	2
WSH	13	0	1	1	2
WPG	14	0	1	1	4

2020-21

Recorded 51.5 shot attempt percentage (278 shot attempts for, 261 against), which ranked second among Capitals defensemen ... Skated a season-high 21:30 time on ice, vs. PHI (5/7) ... Recorded an assist, at NYR (5/5) ... Recorded an assist, at NYI (4/24) ... Scored his first goal as a Capital, vs. BOS (1/30) ... Made his Capitals debut, vs. BUF (1/24), skating 14:14.

PLAYOFF CAREER

2020: Appeared in two playoff games for Carolina ... Recorded an assist in Game 2 of the First Round at BOS (8/13). **2019:** Appeared in nine playoff games for Carolina ... Skated in all seven of Carolina's First Round games vs. Washington. **2017:** Skated in all four of Chicago postseason contests vs. Nashville ... Ranked eighth on the team in time on ice per game (19:02). **2016:** Recorded first career playoff point, a goal, in Game 6 of the First Round vs. STL (4/23) ... Logged a playoff career high 29:11 time on ice in Game 5 of the First Round at STL (4/21). **2015:** Skated in Games 3, 4, 5 and 6 of Stanley Cup Final vs. Tampa Bay ... Made Stanley Cup Playoffs debut in Game 3 of the Stanley Cup Final vs. TB (6/8).

PLAYOFFS VS. THE NHL

TEAM	GP	G	A	PTS	PIM
BOS	2	0	1	1	4
NSH	4	0	0	0	0
NYI	2	0	0	0	0
STL	7	1	0	1	2
TB	4	0	0	0	0
WSH	7	0	0	0	2



TOM WILSON

BIOGRAPHICAL INFO

RIGHT WING | HEIGHT: 6'4" | WEIGHT: 220 | SHOOTS: Right

BORN: March 29, 1994 | **BIRTHPLACE:** Toronto, Ontario

DRAFTED: Capitals' first-round choice, 16th overall, in the 2012 NHL Draft

43

VS. THE NHL

TEAM	GP	G	A	PTS	PIM
ANA	13	3	1	4	27
ARI	12	1	4	5	17
BOS	26	3	8	11	77
BUF	26	4	7	11	29
CGY	12	2	5	7	12
CAR	28	1	3	4	29
CHI	13	6	4	10	24
COL	14	1	5	6	40
CBJ	26	3	3	6	75
DAL	13	1	2	3	27
DET	18	3	2	5	12
EDM	10	1	4	5	17
FLA	18	2	1	3	32
LA	14	1	2	3	21
MIN	13	4	3	7	43
MTL	18	5	8	13	31
NSH	14	4	1	5	42
NJ	33	4	13	17	63
NYI	35	6	9	15	63
NYR	32	6	4	10	87
OTT	19	4	8	12	34
PHI	34	7	10	17	98
PIT	33	7	3	10	64
SJ	12	1	5	6	15
STL	13	0	2	2	23
TB	20	1	7	8	44
TOR	19	4	2	6	39
VAN	12	4	1	5	23
VGK	5	1	0	1	2
WPG	14	1	3	4	13

REGULAR SEASON

PLAYOFFS

YEAR	TEAM	LEAGUE	GP	G	A	PTS	PIM	+/-	PP	SH	GW	S	GP	G	A	PTS	PIM
2009-10	Toronto	GTHL	73	52	63	115	148	-	-	-	-	-	-	-	-	-	-
2010-11	Plymouth	OHL	28	3	3	6	71	0	-	-	-	-	-	-	-	-	-
	Can. Ontario U17	WHC-17	4	0	1	1	6	-	-	-	-	-	-	-	-	-	-
2011-12	Plymouth	OHL	49	9	18	27	141	17	-	-	-	-	13	7	6	13	39
2012-13	CAPITALS	NHL	-	-	-	-	-	-	-	-	-	-	3	0	0	0	0
	Plymouth	OHL	48	23	35	58	104	36	-	-	-	-	12	9	8	17	41
	Hershey	AHL	-	-	-	-	-	-	-	-	-	-	3	1	0	1	6
2013-14	CAPITALS	NHL	82	3	7	10	151	1	1	0	0	63	-	-	-	-	-
2014-15	CAPITALS	NHL	67	4	13	17	172	-1	0	0	0	79	13	0	1	1	25
	Hershey	AHL	2	0	0	0	0	-1	0	0	0	5	-	-	-	-	-
2015-16	CAPITALS	NHL	82	7	16	23	163	3	0	0	1	99	12	0	1	1	13
2016-17	CAPITALS	NHL	82	7	12	19	133	9	0	0	0	95	13	3	0	3	34
2017-18	CAPITALS	NHL	78	14	21	35	187	10	0	1	1	123	21	5	10	15	31
2018-19	CAPITALS	NHL	63	22	18	40	128	11	3	2	2	130	7	3	2	5	2
2019-20	CAPITALS	NHL	68	21	23	44	93	-3	5	1	5	154	8	1	2	3	23
2020-21	CAPITALS	NHL	47	13	20	33	96	1	4	1	4	83	-	-	-	-	-
NHL / CAPITALS TOTALS			569	91	130	221	1,123	31	13	5	13	826	77	12	16	28	128

2020-2021

His 0.70 points per game rate this season is the highest rate of his career (2019-20: 0.65) ... Ranked first on the Capitals in penalties drawn (24) ... Ranked fourth on the team in hits (105) ... Scored two goals, vs. NYR (3/28), marking his eighth career multi-goal game ... Recorded four points (1g, 3a), including his 200th career point, vs. PHI (2/7) ... Recorded a six-game point streak (1/15-1/30: 4g, 4a).

PLAYOFF CAREER

2020: Ranked tied for fourth on the team in points (1g-2a-3p) ... Led the Capitals in hits (38) and penalty minutes (23) ... Passed Mike Ridley for the 12th-most playoff games played in franchise history ... Skated in all three Round Robin games and all five First Round games vs. NYI. **2019:** Ranked third on the team in goals (3) ... Tied Marcus Johansson (69) for the 16th-most playoff games played in franchise history ... Scored first career playoff power play goal, CAR (4/20) ... Recorded most points in single playoff series in career (3g, 2a) in ECFR vs. CAR ... **2018:** Set career highs in playoff goals (5), assists (10) and points (15) ... Recorded four multi-point games. **2017:** Ranked tied for fourth on the team in goals (3), setting a postseason career-high ... Tied a career high with 13 postseason games played in 2017 ... Ranked first on the team in penalty minutes (34) ... Scored his first career game-winning goal in overtime in Game 1 of the ECQF vs. TOR (4/13) ... Scored two goals in Game 4 of the ECQF at TOR (4/19), marking his first career multi-point playoff game. **2016:** Earned an assist vs. NJ (10/10) ... Ranked second on the team in playoff hits (40) ... Earned an assist in Game 5 of the ECSF at PIT (5/4). **2015:** Tallied seven hits in Game 2 of the ECQF vs. NYI (4/17) ... Registered five hits in Game 3 at NYI (4/19) ... Recorded five hits in Game 4 at NYI (4/21) ... Earned his first career NHL playoff point with an assist in Game 5 of the ECSF at NYR (5/8). **2013:** Made NHL debut in Game 5 of ECQF vs. NYR ... Became first WSH teenager (19) to make NHL debut in the playoffs ... Recorded four hits in 6:24 in Game 5 vs. NYR ... Skated a career-high 9:02 vs. NYR in Game 7 ... Made professional debut with Hershey (AHL) in Game 3 of the AHL ECQF vs. Providence (5/4) ... Scored his first career AHL goal in Game 4 of the AHL ECQF (5/5) ... Recorded one goal and six penalty minutes in three playoff games.

PLAYOFFS VS. THE NHL

TEAM	GP	G	A	PTS	PIM
BOS	1	1	0	1	0
CAR	7	3	2	5	2
CBJ	6	2	1	3	10
NYI	11	0	2	2	26
NYR	10	0	1	1	16
PHI	7	0	0	0	11
PIT	16	0	5	5	30
TB	8	1	4	5	13
TOR	6	3	0	3	12
VGK	5	2	1	3	8



DANIEL CARR

28

LEFT WING • HEIGHT: 6'0" • WEIGHT: 186 • SHOOTS: Left

BORN: November 1, 1991 (Sherwood Park, Alberta)

ACQUIRED: Signed as a free agent, October 11, 2020

REGULAR SEASON													PLAYOFFS				
YEAR	TEAM	LEAGUE	GP	G	A	PTS	PIM	+/-	PP	SH	GW	S	GP	G	A	PTS	PIM
2011-12	Union College	ECAC	41	20	20	40	30	15	-	-	-	-	-	-	-	-	-
2012-13	Union College	ECAC	40	16	16	32	26	3	-	-	-	-	-	-	-	-	-
2013-14	Union College	ECAC	39	22	28	50	28	26	-	-	-	-	-	-	-	-	-
2014-15	Hamilton	AHL	76	24	15	39	21	8	3	0	5	177	-	-	-	-	-
2015-16	Montreal	NHL	23	6	3	9	8	0	1	0	1	39	-	-	-	-	-
	St. John's	AHL	24	10	11	21	10	7	3	0	1	66	-	-	-	-	-
2016-17	Montreal	NHL	33	2	7	9	6	4	0	0	1	39	-	-	-	-	-
	St. John's	AHL	19	6	5	11	2	1	3	0	0	51	-	-	-	-	-
2017-18	Montreal	NHL	38	6	10	16	8	2	2	0	0	52	-	-	-	-	-
	Laval	AHL	20	11	8	19	14	-3	3	1	3	58	-	-	-	-	-
2018-19	Vegas	NHL	6	1	0	1	0	-1	0	0	0	11	-	-	-	-	-
	Chicago	AHL	52	30	41	71	10	35	12	0	3	158	15	5	7	12	0
2019-20	Nashville	NHL	11	1	0	1	4	-5	0	0	0	14	-	-	-	-	-
	Milwaukee	AHL	47	23	27	50	20	19	4	1	6	134	-	-	-	-	-
2020-21	CAPITALS	NHL	6	0	1	1	2	-2	0	0	0	5	-	-	-	-	-
NHL TOTALS			117	16	21	37	28	-2	3	0	2	164	-	-	-	-	-
CAPITALS TOTALS			6	0	1	1	2	-2	3	0	0	5	-	-	-	-	-



PHEONIX COPLEY


1

GOALTENDER • HEIGHT: 6'4" • WEIGHT: 198 • CATCHES: Left

BORN: January 18, 1992 (North Pole, Alaska)

ACQUIRED: From St. Louis via trade, February 27, 2017

REGULAR SEASON														PLAYOFFS					
YEAR	TEAM	LEAGUE	GP	W	L	OT	MIN	GA	SO	GAA	SA	SV%		GP	W	L	GAA	SV%	
2010-11	Corpus Christi	NAHL	42	14	23	-	2376	165	0	4.17	1,375	.880		-	-	-	-	-	
2011-12	Tri-City	USHL	25	9	13	-	1451	75	2	3.14	804	.905		-	-	-	-	-	
	Des Moines	USHL	20	7	11	-	1163	60	0	3.09	659	.909		-	-	-	-	-	
2012-13	Michigan Tech	WCHA	24	8	5	-	1322	71	3	3.22	708	.900		-	-	-	-	-	
2013-14	Michigan Tech	WCHA	30	10	13	-	1724	72	1	2.51	808	.911		7	3	4	2.32	.912	
	South Carolina	ECHL	3	2	1	-	147	8	0	3.26	85	.906		-	-	-	-	-	
2014-15	Hershey	AHL	26	17	4	3	1,520	55	3	2.17	732	.925		5	3	1	1.83	.946	
2015-16	St. Louis	NHL	1	0	0	0	25	1	0	2.50	6	.833		-	-	-	-	-	
	Chicago	AHL	37	15	16	3	2,088	97	3	2.79	1,066	.909		-	-	-	-	-	
2016-17	St. Louis	NHL	1	0	1	0	59	5	0	5.08	24	.828		-	-	-	-	-	
	Chicago	AHL	25	15	6	3	1,452	56	1	2.31	641	.920		-	-	-	-	-	
	Hershey	AHL	16	11	5	3	920	33	0	2.15	443	.931		9	5	4	2.13	.933	
2017-18	Hershey	AHL	41	15	17	6	2,184	106	2	2.91	912	.896		-	-	-	-	-	
2018-19	CAPITALS	NHL	27	16	7	3	1,529	74	1	2.90	776	.905		-	-	-	-	-	
2019-20	Hershey	AHL	31	17	8	6	1868	77	2	2.47	810	.905		-	-	-	-	-	
2020-21	Hershey	AHL	15	10	4	1	902	40	2	2.66	386	.896		-	-	-	-	-	
NHL TOTALS			29	16	8	3	1,612	80	1	2.98	811	.901		-	-	-	-	-	
CAPITALS TOTALS			27	16	7	3	1,529	74	1	2.90	776	.905		-	-	-	-	-	



MARTIN FEHERVARY

42

DEFENSEMAN • HEIGHT: 6'2" • **WEIGHT:** 202 • **SHOOTS:** Left

BORN: October 6, 1999 (Bratislava, Slovakia)

DRAFTED: Capitals' second-round choice, 46th overall, in the 2018 NHL Draft

PLAYOFFS VS. THE NHL

TEAM	GP	G	A	PTS	PIM
BOS	1	0	0	0	0
NYI	1	0	0	0	0

REGULAR SEASON

PLAYOFFS

YEAR	TEAM	LEAGUE	GP	G	A	PTS	PIM	+/-	PP	SH	GW	S	GP	G	A	PTS	PIM
2016-17	Malmö J18	J18 Allsvenskan	-	-	-	-	-	-	-	-	-	-	2	1	1	2	6
	Malmö J20	SuperElit	32	4	5	9	41	10	-	-	-	-	2	0	0	0	0
	Malmö	SHL	9	0	0	0	0	-2	-	-	-	-	-	-	-	-	-
	Slovakia U18	WJC-18	5	1	1	2	4	1	-	-	-	-	-	-	-	-	-
	Slovakia U20	WJC-20	5	1	0	1	4	-3	-	-	-	-	-	-	-	-	-
2017-18	IK Oskarshamn	Allsvenskan	42	1	6	7	24	1	-	-	-	-	8	1	2	3	2
	HV71	SHL	1	0	0	0	0	-1	-	-	-	-	-	-	-	-	-
	Slovakia U20	WJC-20	5	1	1	2	4	0	-	-	-	-	-	-	-	-	-
2018-19	HV71	SHL	45	1	6	7	10	1	-	-	-	-	9	0	3	3	2
	Slovakia U20	WJC-20	5	1	4	5	2	1	-	-	-	-	-	-	-	-	-
	Slovakia	WC	7	0	1	1	0	-1	-	-	-	-	-	-	-	-	-
2019-20	CAPITALS	NHL	6	0	1	1	6	-2	0	0	0	7	2	0	0	0	0
	Hershey	AHL	56	4	10	14	32	15	0	1	0	102	-	-	-	-	-
2020-21	Hershey	AHL	24	3	14	17	29	10	0	1	2	38	-	-	-	-	-
NHL / CAPITALS TOTALS			6	0	1	1	6	-2	0	0	0	7	2	0	0	0	0



PAUL LADUE

36

DEFENSEMAN • HEIGHT: 6'2" • **WEIGHT:** 197 • **SHOOTS:** Right

BORN: September 6, 1992 (Grand Forks, North Dakota)

ACQUIRED: Signed as a free agent, October 10, 2020

PLAYOFFS VS. THE NHL

TEAM	GP	G	A	PTS	PIM
VGK	2	1	0	1	0

REGULAR SEASON

PLAYOFFS

YEAR	TEAM	LEAGUE	GP	G	A	PTS	PIM	+/-	PP	SH	GW	S	GP	G	A	PTS	PIM
2011-12	Lincoln Stars	USHL	56	9	25	34	27	36	-	-	-	-	8	1	2	3	2
2012-13	Lincoln Stars	USHL	62	12	37	49	20	27	-	-	-	-	5	1	1	2	0
2013-14	U. North Dakota	NCAA	41	6	15	21	23	15	-	-	-	-	-	-	-	-	-
2014-15	U. North Dakota	NCAA	41	5	17	22	31	7	-	-	-	-	-	-	-	-	-
2015-16	U. North Dakota	NCAA	41	5	14	19	14	31	-	-	-	-	-	-	-	-	-
	Ontario	AHL	-	-	-	-	-	-	-	-	-	-	3	0	0	0	2
2016-17	Los Angeles	NHL	22	0	8	8	4	-5	0	0	0	27	-	-	-	-	-
	Ontario	AHL	38	6	12	18	28	-1	4	0	1	80	3	1	0	1	2
2017-18	Los Angeles	NHL	12	3	1	4	6	5	1	0	2	13	2	1	0	1	0
	Ontario	AHL	36	8	10	18	22	8	4	0	0	85	4	0	0	0	6
2018-19	Los Angeles	NHL	33	2	3	5	12	0	0	0	1	33	-	-	-	-	-
2019-20	Los Angeles	NHL	2	0	1	1	0	0	0	0	0	2	-	-	-	-	-
	Ontario	AHL	48	9	18	27	30	11	5	0	1	114	-	-	-	-	-
2020-21	Hershey	AHL	16	2	4	6	18	9	1	0	0	49	-	-	-	-	-
NHL TOTALS			69	5	13	18	22	0	1	0	3	75	2	1	0	1	0



PHILIPPE MAILLET

16

CENTER • HEIGHT: 5'10" • WEIGHT: 174 • SHOOTS: Left

BORN: November 7, 1992 (Lachenaie, Quebec)

ACQUIRED: Signed as a Free Agent, July 1, 2019

REGULAR SEASON														PLAYOFFS				
YEAR	TEAM	LEAGUE	GP	G	A	PTS	PIM	+/-	PP	SH	GW	S		GP	G	A	PTS	PIM
2009-10	Victoriaville	QMJHL	58	3	9	12	4	-2	-	-	-	-	-	16	6	1	7	2
2010-11	Victoriaville	QMJHL	67	31	38	69	17	7	-	-	-	-	-	9	4	10	14	2
2011-12	Victoriaville	QMJHL	62	33	43	76	28	28	-	-	-	-	-	4	2	1	3	2
2012-13	Victoriaville	QMJHL	65	25	58	83	17	-12	-	-	-	-	-	8	2	7	9	0
2013-14	New Brunswick	USports	26	16	25	41	4	16	-	-	-	-	-	4	0	1	1	0
2014-15	New Brunswick	USports	28	14	25	39	28	17	-	-	-	-	-	7	5	2	7	0
2015-16	New Brunswick	USports	17	7	24	31	4	-	-	-	-	-	-	5	2	2	4	0
2016-17	New Brunswick	USports	30	23	32	55	26	-	-	-	-	-	-	9	8	8	16	4
	Ontario	AHL	8	2	2	4	4	0	0	0	1	16		4	0	0	0	0
2017-18	Ontario	AHL	64	18	18	36	18	3	5	0	3	133		4	2	0	2	4
2018-19	Ontario	AHL	68	16	38	54	20	-7	5	0	2	174		-	-	-	-	-
2019-20	Hershey	AHL	61	17	27	44	18	1	5	0	3	136		-	-	-	-	-
2020-21	CAPITALS	NHL	2	0	0	0	0	-1	0	0	0	0		-	-	-	-	-
	Hershey	AHL	16	6	15	21	8	12	3	0	0	51		-	-	-	-	-
NHL / CAPITALS TOTALS			2	0	0	0	0	-1	0	0	0	0		-	-	-	-	-





GARRETT PILON

40

CENTER • HEIGHT: 6'0" • WEIGHT: 193 • SHOOTS: Right

BORN: April 13, 1998 (Mineola, New York)

DRAFTED: Capitals' third-round choice, 87th overall, in the 2016 NHL Draft

REGULAR SEASON													PLAYOFFS				
YEAR	TEAM	LEAGUE	GP	G	A	PTS	PIM	+/-	PP	SH	GW	S	GP	G	A	PTS	PIM
2013-14	Saskatoon	SMHL	43	10	19	29	10	-	-	-	-	-	3	2	0	2	0
2014-15	Saskatoon	SMHL	44	30	57	87	40	-	-	-	-	-	4	1	4	5	2
2015-16	Kamloops	WHL	71	15	32	47	24	1	1	1	6	-	7	2	1	3	0
2016-17	Kamloops	WHL	67	20	45	65	20	26	3	1	5	-	6	1	3	4	6
	Hershey	AHL	-	-	-	-	-	-	-	-	-	-	1	0	0	0	0
2017-18	Kamloops	WHL	39	18	26	44	34	5	4	2	1	205	-	-	-	-	-
	Everett	WHL	30	16	20	36	14	17	6	0	3	138	22	11	17	28	8
2018-19	Hershey	AHL	71	10	23	33	12	-4	1	0	1	97	9	0	5	5	0
2019-20	Hershey	AHL	61	18	18	36	17	7	5	0	1	138	-	-	-	-	-
2020-21	CAPITALS	NHL	1	0	0	0	0	0	0	0	0	0	-	-	-	-	-
	Hershey	AHL	14	4	12	16	4	8	0	0	0	41	-	-	-	-	-
NHL / CAPITALS TOTALS			1	0	0	0	0	0	0	0	0	0	-	-	-	-	-



MICHAEL SGARBOSSA

23

CENTER • HEIGHT: 6'0" • WEIGHT: 182 • SHOOTS: Left
BORN: July 25, 1992 (Campbellville, Ontario)
ACQUIRED: Signed as a Free Agent, July 2, 2018

NHL HIGHLIGHTS

- NHL FIRSTS**
Game: 1/30/13 (COL 0 AT VAN 3)
Point: 12/4/13 (COL 3 AT CAL 4 OT, 1A)
Goal: 1/18/17 (FLA 3 AT EDM 4 OT)
- NHL HIGHS**
Goals: 1 (two times, last: 1/23/17, FLA 2 AT ARI 3 OT)
Assists: 2 (1/31/17, FLA 6 vs. OTT 5)
Points: 2 (1/31/17, FLA 6 vs. OTT 5)
PIM: 10 (12/5/14, COL 2 AT WPG 6)

REGULAR SEASON														PLAYOFFS					
YEAR	TEAM	LEAGUE	GP	G	A	PTS	PIM	+/-	PP	SH	GW	S		GP	G	A	PTS	PIM	
2008-09	Barrie	OHL	67	10	33	43	43	17	-	-	-	-		5	3	3	6	10	
2009-10	Barrie	OHL	19	7	13	20	14	6	-	-	-	-		-	-	-	-	-	
	Saginaw	OHL	48	13	19	32	49	-12	-	-	-	-		6	0	2	2	4	
2010-11	Canada U18	WJC-18	6	1	1	2	4	-1	-	-	-	-		-	-	-	-	-	
	Saginaw	OHL	26	7	13	20	24	-3	-	-	-	-		-	-	-	-	-	
2011-12	Sudbury	OHL	37	29	33	62	53	16	-	-	-	-		8	5	9	14	16	
	Sudbury	OHL	66	47	55	102	68	21	-	-	-	-		4	2	1	3	6	
2012-13	Colorado	NHL	6	0	0	0	4	-3	0	0	0	6		-	-	-	-	-	
	Lake Erie	AHL	57	19	25	44	71	-11	8	0	4	90		-	-	-	-	-	
2013-14	Lake Erie	AHL	49	5	15	20	56	-16	4	0	0	63		-	-	-	-	-	
	Colorado	NHL	3	0	1	1	10	0	0	0	0	2		-	-	-	-	-	
2014-15	Lake Erie	AHL	40	4	19	23	35	-15	0	0	2	83		-	-	-	-	-	
	Norfolk	AHL	20	6	9	15	29	-6	3	0	2	141		-	-	-	-	-	
2015-16	Anaheim	NHL	1	0	0	0	0	0	0	0	0	0		-	-	-	-	-	
	San Diego	AHL	62	17	27	44	48	-3	4	0	2	148		5	1	4	5	2	
2016-17	Anaheim	NHL	9	0	2	2	0	-2	0	0	0	7		-	-	-	-	-	
	San Diego	AHL	2	1	0	1	0	1	0	0	0	4		-	-	-	-	-	
	Florida	NHL	29	2	5	7	9	-3	1	0	0	26		-	-	-	-	-	
	Springfield	AHL	14	4	8	12	16	-6	2	0	0	29		-	-	-	-	-	
2017-18	Manitoba	AHL	68	16	24	40	88	8	2	0	0	100		9	2	3	5	14	
2018-19	Hershey	AHL	75	30	35	65	91	-3	14	0	1	172		5	1	2	3	8	
2019-20	CAPITALS	NHL	2	0	0	0	0	0	0	0	0	1		-	-	-	-	-	
	Hershey	AHL	39	13	27	40	16	5	5	0	4	109		-	-	-	-	-	
2020-21	CAPITALS	NHL	5	0	2	2	0	2	0	0	0	4		-	-	-	-	-	
	Hershey	AHL	13	5	5	10	6	7	1	0	0	34		-	-	-	-	-	
NHL TOTALS			55	2	10	12	23	-6	1	0	0	46		-	-	-	-	-	
CAPITALS TOTALS			7	0	2	2	0	0	0	0	0	1		-	-	-	-	-	



2020-21 NHL Standings

MassMutual East		GP	W	L	OT	P	Scotia North*		GP	W	L	OT	P
1.	y - Pittsburgh	56	37	16	3	77	1.	y - Toronto	56	35	14	7	77
2.	x - Washington	56	36	15	5	77	2.	x - Edmonton	55	35	18	2	72
3.	x - Boston	56	33	16	7	73	3.	x - Winnipeg	56	30	23	3	63
4.	x - NY Islanders	56	32	17	7	71	4.	x - Montreal	56	24	21	11	59
5.	NY Rangers	56	27	23	6	60	5.	Calgary	53	24	26	3	51
6.	Philadelphia	56	25	23	8	58	6.	Ottawa	56	23	28	5	51
7.	New Jersey	56	19	30	7	45	7.	Vancouver	52	21	28	3	45
8.	Buffalo	56	15	34	7	37							

Discover Central		GP	W	L	OT	P	Honda West		GP	W	L	OT	P
1.	y - Carolina	56	36	12	8	80	1.	p - Colorado	56	39	13	4	82
2.	x - Florida	56	37	14	5	79	2.	x - Vegas	56	40	14	2	82
3.	x - Tampa Bay	56	36	17	3	75	3.	x - Minnesota	56	35	16	5	75
4.	x - Nashville	56	31	23	2	64	4.	x - St. Louis	56	27	20	9	63
5.	Dallas	56	23	19	14	60	5.	Arizona	56	24	26	6	54
6.	Chicago	56	24	25	7	55	6.	Los Angeles	56	21	28	7	49
7.	Detroit	56	19	27	10	48	7.	San Jose	56	21	28	7	49
8.	Columbus	56	18	26	12	48	8.	Anaheim	56	17	30	9	43

*Scotia North Standings and records as of May 15, 2021

x - Clinched Playoff Spot

y - Clinched Division

p - Clinched Presidents' Trophy

2020-21 Capitals Notes

Passing Legends

This season, Ovechkin passed Mike Gartner (708), and Phil Esposito (717) on the NHL's all-time scoring list, jumping from eighth place to sixth. Ovechkin reached Esposito's mark in 97 fewer games played. Ovechkin now trails Marcel Dionne by one goal for fifth on the NHL's all-time goals list.

1,300

With an assist on March 16 against the New York Islanders, Ovechkin recorded his 1,300th career point. Ovechkin became the 35th player in NHL history to reach the 1,300 point mark, and he's one of three active players to have reached the mark (Joe Thornton, Sidney Crosby). Ovechkin became the 20th player in NHL history to reach the mark in fewer than 1,200 games played, and only Brett Hull (705g) reached the mark with at least 700 goals scored. In that same game, Ovechkin recorded a goal to pass Phil Esposito (717) for sixth on the NHL's all-time goals list.

Power Play Specialist

On April 8 against the Boston Bruins, Ovechkin recorded a power play goal, the 266th of his career, passing Brett Hull (265) for the second-most power play goals in NHL history. Ovechkin passed Hull in 81 fewer games played. Ovechkin is now six power play goals shy of passing Dave Andreychuk for the most power play goals in NHL history. Since entering the NHL in 2005-06, Ovechkin has 104 more power play goals than the next closest player.



Consecutive 20s

Ovechkin reached the 20-goal mark this season for the 16th time in his career. Ovechkin became the eighth player in NHL history with 16+ consecutive 20-goal seasons and the fourth to do so from the start of his career.

Player	Most Consecutive 20-Goal Seasons
Gordie Howe	22
Brendan Shanahan	19
Marcel Dionne	17*
Brett Hull	17
Jaromir Jagr	17*
Mats Sundin	17*
Alex Ovechkin	16*
Phil Esposito	16

*From start of career

Game-winners

Ovechkin scored an overtime goal on Jan. 31 against the Boston Bruins, marking his 111th career game-winning goal, which passed Teemu Selanne and Brett Hull (110) for sole possession of fourth place on the NHL's all-time game-winning goals list. Ovechkin recorded six game-winning goals this season, drawing him three game-winning goals shy of passing Phil Esposito (118) for sole possession of third place on the NHL's all-time game-winning goals list.

End of a Run

With 24 goals in 45 games played this season, Ovechkin's run of 15 consecutive seasons with at least 30 goals came to an end. Ovechkin tied with Mike Gartner and Jaromir Jagr for the most consecutive seasons in NHL history with at least 30 goals. Ovechkin and Gartner are the only players in NHL history to record 15 consecutive 30-goal seasons at the start of their career. Ovechkin only trails Gartner (17) for the most total 30-goal seasons in NHL history.

2020-21 Capitals Notes

No One is Safe

Ovechkin raised the number of goaltenders he has scored against in his career this season to 147, adding Carter Hart, Alex Lyon, Igor Shesterkin and Jeremy Swayman to the list. In NHL history, 6,531 skaters have scored 147 or fewer goals in their career. Since Ovechkin entered the NHL in 2005-06, 195 of 2,863 skaters have scored 147 or more goals.

Multi-Ovi

Ovechkin recorded four multi-goal games this season — giving him 149 career multi-goal games. That moved him passed Gordie Howe (147) for the fourth-most in NHL history. Since entering the NHL in 2005-06, Ovechkin has 65 more multi-goal games than the next closest player.

Road Master

Following this season, Ovechkin has scored 370 career regular-season goals on the road (in 601 games), the second-most in NHL history, trailing only Wayne Gretzky (402). Ovechkin has scored 50.7% of his career regular-season goals on the road (370 of 730). That's the highest such percentage among the NHL's eight members of the 700-goal club, three percentage points more than the next-closest player.

Pure Dominance

Ovechkin ranks first in franchise history in goals (730), points (1,320), power play goals (269), game-winning goals (116), overtime goals (24), shots (5,727) and multi-goal games (149). Additionally, since entering the NHL at the beginning of the 2005-06 season, Ovechkin leads the NHL in goals (730), power play goals (269), game-winning goals (116), overtime goals (24), shots (5,727) and multi-goal games (149).

Mr. 1,000

Backstrom played in his 1,000th career game on April 15 against the Buffalo Sabres. Backstrom became the second player in franchise history to play 1,000 games with the Capitals, joining Ovechkin. Backstrom became the second active player to reach the 1,000-game mark with at least 700 career assists (Sidney Crosby). Only 23 players in NHL history had at least 700 assists at the 1,000-game mark in their career. Of these 23 players, 21 are members of the Hockey Hall of Fame, while two are not yet eligible (Crosby and Jaromir Jagr). Additionally, Backstrom became the 69th player in NHL history and the 14th active player to play 1,000 career games with one team, and the first Capital to reach the 1,000-game mark in a Capitals sweater since Brooks Orpik on Jan. 14, 2019 against the St. Louis Blues. Leading up to his 1,000th game, the Capitals held a record of 592-296-111 with Backstrom in the lineup since his NHL debut on Oct. 5, 2007. He has skated with 165 different teammates, played in 39 different venues and has played in front of 17,104,313 fans in his career.

700

Backstrom became the first player in franchise history to reach the 700-assist mark on March 5 against the Boston Bruins. Backstrom became the second fastest active player (Sidney Crosby, PIT: 856 games) and the 23rd fastest player in NHL history to reach the 700-assist mark, doing so in his 979th career game. In addition, Backstrom became the 25th player in NHL history to reach the milestone before his 1,000th NHL game. Of the 24 players to accomplish this feat, 23 are in the Hockey Hall of Fame.



Climbing Lists

Backstrom played in his 984th career game against the Buffalo Sabres on March 15, passing Calle Johansson (983 games) for the second-most games played in franchise history. Backstrom additionally passed Peter Bondra (961) on the franchise's games played list. Excluding the Vegas Golden Knights, the Capitals became one of three franchises to have each of their top-two leaders in games played on their active roster (Washington: Alex Ovechkin and Backstrom; Pittsburgh Penguins: Sidney Crosby and Evgeni Malkin; Winnipeg Jets: Bryan Little and Blake Wheeler).

250

Backstrom recorded his 250th career goal on Feb. 14 against the Pittsburgh Penguins to become the fourth player in franchise history to reach the mark. With the goal, Backstrom passed Peter Forsberg (249g) for the fifth-most goals scored by a Swedish-born center (Mats Sundin: 564g; Henrik Zetterberg: 337g; Kent Nilsson and Thomas Steen: 264g).

Legendary Swede

On April 13 against the Philadelphia Flyers, Backstrom recorded his 714th career assist in his 999th career game, passing Daniel Alfredsson (713) for the fourth-most assists by a Swedish-born player in NHL history. Backstrom passed Alfredsson in 247 fewer games. Nicklas Lidstrom holds the all-time mark by a Swedish-born player with 878 assists.

2020-21 Capitals Notes

First W

Vitek Vanecek made his NHL debut on Jan. 15 against the Buffalo Sabres, stopping 30 of the 31 shots he faced (.968 save percentage) in his first career win. Vanecek became the 15th goaltender selected by the Capitals to play in the NHL and the 49th goaltender in franchise history. He also became the 28th goaltender in NHL history to allow one goal or fewer in his NHL debut and make at least 30 saves. The Capitals are the only team in franchise history to have four goaltenders accomplish this feat (Michal Neuvirth, Semyon Varlamov and Sebastian Charentier), and all four were originally selected by Washington in the NHL Draft.

Rookie of the Month

Vanecek was named the NHL's Rookie of the Month for January after posting a 5-0-2 record with a 2.78 goals-against average and .918 save percentage in seven appearances. Vanecek became the eighth player in franchise history to be named rookie of the month, the fourth goaltender (Michal Neuvirth, Jim Carey and Bob Mason) and the first since Neuvirth in October 2010.

Hot Start

Through his first seven games of his career, Vanecek was 5-0-2 with a 2.78 goals against average and a .918 save percentage. Vanecek became one of two rookie goaltenders in franchise history to remain unbeaten in regulation in his first seven career games, joining Jim Carey (6-0-0-1 in 1994-95), one of nine goaltenders to accomplish this feat since 1967-68 and one of seven among this list to accomplish this feat within one season. Through those seven games, Vanecek's .941 save percentage at even strength ranked second among goaltenders with at least six games played, only trailing Tampa Bay's Andrei Vasilevskiy (.944 save percentage).



Shutouts

Vanecek recorded two shutouts in his rookie season (March 15 at Buffalo and April 27 vs. NY Islanders). Vanecek became the 10th rookie goaltender in franchise history to record a shutout. Additionally, Vanecek became the fifth rookie goaltender in franchise history to record two shutouts in one season and the first since both Braden Holtby and Michal Neuvirth did so in 2010-11. Vanecek also became the sixth Czech-born goaltender in NHL history to record a shutout.

21 Wins

Vanecek finished with a 21-10-4 with two shutouts, a 2.69 goals-against average and a .908 save percentage. With his 21 wins, Vanecek joined Michal Neuvirth (27 wins in 2010-11) as the only rookie goaltenders in franchise history to record at least 21 wins in a season. Vanecek's 21 wins led all rookie goaltenders. This marked the second-consecutive season the Capitals have had a rookie goaltender finish in the top-2 in wins (Ilya Samsonov: 16 wins in 2019-20).

A March to Remember

Ilya Samsonov recorded a 6-1-0 record in March with one shutout, a 2.17 goals against average and a .920 save percentage. Among the 29 goaltenders who played at least eight games in March, Samsonov's 2.17 goals against average was the sixth-lowest in the NHL.

Sammy Shutout

Ilya Samsonov recorded two shutouts this season (March 26 vs. New Jersey and April 22 at NY Islanders). In Samsonov's shutout against the Islanders, Samsonov became the first Capitals goaltender in franchise history to record a shutout in a shootout win, and the first goaltender to accomplish this feat since Los Angeles Kings goaltender Jonathan Quick on March 5, 2020 vs. the Toronto Maple Leafs.

2020-21 Capitals Notes

Return of Fans

The Capitals were able to host fans at Capital One Arena on April 27, 2021, marking the first home game with fans since March 4, 2020, a span of 419 days. In the opening game, played against the New York Islanders, the Capitals welcomed and recognize hundreds of frontline workers for their service during the COVID-19 pandemic. Players paid tribute to the personnel during the game, and in-game content also spotlighted specific individuals.

Hot Start

The Capitals started the season 6-0-3 through their first nine games, setting a franchise record for the longest point streak to start a season. During that span, which began on Jan. 14 and ran through Jan. 30, the Capitals' 3.78 goals per game (34 goals in nine games) ranked third, while their 25 goals scored during five-on-five play also ranked third. The Capitals only trailed for 46:15 minutes in their nine combined games, the lowest total in the NHL among teams with at least seven games played during that span. The Capitals and the Florida Panthers were the only teams in the NHL that did not trail a game after the end of the second period during that span.

Perfect Attendance

Four Capitals (Brenden Dillon, Nic Dowd, Carl Hagelin, and Garnet Hathaway) played in all 56 games this season. Dillon currently owns a streak of 262 consecutive games played, which is the sixth-longest active streak by a defenseman. That marks the first time Hagelin has played in every game of a season since 2014-15, and the first time both Dowd and Hathaway played every game of a season in their careers.

Road Warriors

The Capitals finished the season with a 19-7-2 road record this season, tied with Edmonton and Vegas for the most road wins and points (40) in the NHL. That also marked the highest road point percentage (.714) in a season in franchise history. The Capitals scored 3.64 goals per game on the road this season, the highest rate in the NHL. Since 2016-17, the Capitals hold a record of 110-59-18 on the road, tied for the most road wins in the NHL during that span (Tampa Bay: 110).

10s

The Capitals had nine players score at least 10 goals this season, one more player than Washington had last season. That was also tied with Colorado for the most players with 10 goals in the NHL. Conor Sheary and Daniel Sprong reached the mark in their first season with the Capitals, while Nic Dowd reached the double digit mark for the first time in his career (11g).

Discipline

The Capitals went 40 straight games to close out the season allowing four or fewer power play opportunities against, a franchise record (previously 22 games in 2014-15). Washington's 40 game streak is tied for the seventh-longest such streak in the NHL since 1938-39 and the longest streak since the Tampa Bay Lightning recorded 40 straight games from Nov. 1, 2019 through Feb. 4, 2020. During that 40 game span, which began on Feb. 21, Washington went 28-10-2, tied for the fourth-best point percentage (.725) in the NHL. Since Feb. 21, Washington averaged 2.98 minor penalties per game (119 minor penalties in 40 games). From the start of the season until Feb. 20, Washington averaged 3.50 minor penalties per game (56 minors in 16 games). Since Feb. 21, Washington's 86.0 penalty kill percentage ranked fourth in the NHL.



Team Goals

The Capitals 188 goals this season were tied for fourth in the NHL. Washington's 3.36 average goals a game was the 16th-highest scoring rate the Capitals have had in a season in franchise history. Additionally, Washington scored on 11.4% of their shots this season (188 goals on 1,647 shots), the second-highest shooting percentage in the NHL this season.

Hanging 8

On April 11 against the Boston Bruins, the Capitals scored eight goals, the first time Washington scored eight goals in a game since Jan. 9, 2010 (8-1 win against the Atlanta Thrashers) and the most goals the Capitals scored on the road against the Bruins in franchise history. Washington's seven-goal winning margin marked their largest of this season. Fifteen different skaters recorded a point, including all 12 forwards. That marked the first time the Capitals had every forward record a point in a game since Jan. 19, 2017 (7-3 win at St. Louis Blues) and the fifth time in franchise history. Across the NHL, that had only occurred two other times in the regular season since Washington last accomplished this.

Instances Where 12 Forwards Recorded a Point

Team	Date	Opponent
Washington Capitals	April 12, 2021	Boston
Arizona Coyotes	Jan. 2, 2020	Anaheim Ducks
Pittsburgh Penguins	April 6, 2017	NJ Devils
Washington Capitals	Jan. 19, 2017	St. Louis Blues

2020-21 Capitals Notes

Special Trick

On May 5 against the New York Rangers and in his first game since the passing of his father, Tim “Coach” Oshie, T.J. Oshie recorded a hat trick, the only hat trick by a Capital this season. That marked the fourth hat trick of Oshie’s career, his first since March 18, 2017 against the Tampa Bay Lightning and his second as a Capital.

Power Play Specialist

Oshie led the Capitals with 13 power play goals this season, which was also tied for second in the NHL. Oshie became the first Capital outside of Alex Ovechkin to record at least 13 power play goals in a season since Nicklas Backstrom and Mike Green both did so in the 2008-09 season (Green: 18ppg; Backstrom: 14ppg). Since joining Washington in 2015-16, Oshie has scored 56 power play goals, and this season he passed Alex Semin and Dennis Maruk (55ppg each) and moved into a tie with Michal Pivonka (56ppg) for the ninth-most power play goals in franchise history.

600

With his three-point effort (2g, 1a) against the Boston Bruins on April 11, Oshie reached the 600 point mark (252g, 348a), where he became one of 40 active players to reach the mark. Since 2015-16, Oshie ranks second on the Capitals with 150 goals (Alex Ovechkin: 255).

Assist Leader

This season, John Carlson passed Dale Hunter (375a) and Mike Gartner (392a) for the third-most assists in franchise history. With 407 career assists, Carlson is now 12 assists shy of passing Michal Pivonka (418a) for the third-most assists in franchise history. With Carlson jumping in to the top four on the franchise’s all-time assists leader list, the Capitals are one of two teams (Winnipeg Jets) to have three of their top four assist leaders on their active roster (Nicklas Backstrom, Alex Ovechkin), excluding the Vegas Golden Knights.

400 in 800

In his 800th career game, Carlson recorded two assists to reach the 400 career assist mark. He became the 27th defenseman in NHL history to record at least 400 assists at their 800th game mark and one of two active players (Kris Letang: 408a at 800th career game).



Climbing the List

With a two-goal game on April 1 against the New York Islanders, his first multi-goal game of the season, Carlson recorded his 114th career goal, passing Mike Green and Calle Johansson (113g) for the third-most goals by a defenseman in franchise history. Carlson ended the season 30 goals shy of passing Sergei Gonchar (144g) for the second-most goals by a defenseman and 35 shy of passing Kevin Hatcher (149g) for the most in franchise history. With 522 career points with Washington (115g, 407a), Carlson is the franchise’s all-time point leader among defensemen.



4 Assist Night

Carlson recorded his first career four assist and four point game on April 17 against the Philadelphia Flyers. Carlson became just the fifth defenseman in franchise history to record four assists in a game and the first since Bob Rouse on Feb. 6, 1990.

Big Z

In his first season with the Capitals, Zdeno Chara ranked fifth on the team in time on ice (1007:43). The 44-year-old defenseman led the Capitals in shorthanded minutes (147:38) and ranked 16th among NHL defensemen. Chara became the second defenseman since 1997-98 – the first season the NHL began tracking TOI – to skate in 1,000 minutes in a season at the age of 44 or older (Chris Chelios, three times: 2005-06, 2006-07, 2007-08). Additionally, Chara who averaged 18:19 per game this season, joined Chelios (2005-06 and 2006-07) as the only defensemen to average at least 18 minutes per game at the age of 44 or older.

2020-21 Capitals Notes

1,600

Chara became the fifth defenseman in NHL history to reach the 1,600 game mark, joining Chris Chelios (1,651), Scott Stevens (1,635), Larry Murphy (1,615) and Ray Bourque (1,612). Three players on this list have played for the Capitals (Chara, Stevens, Murphy). With 1,608 career games, Chara sits six games shy of passing Bourque (1,612) for the fourth-most in NHL history.

Great Opening Season

In his first season with the Capitals, head coach Peter Laviolette set a franchise record with a .688 points percentage (36-15-5), the highest points percentage by a first year head coach in franchise history. The Capitals tied for fourth in the NHL in goals (188) and their 3.36 goals per game average marked the second-highest average by the Capitals in the last 10 seasons. Laviolette also passed four coaches on the all-time wins list and tied John Tortorella for the most wins by a US-born head coach in NHL history in 117 fewer games coached.

Willy 200

Tom Wilson recorded a four-point game (1g, 3a) against the Philadelphia Flyers on Feb. 7, his first career three assist game and second career four point game (2g, 2a on Dec. 6, 2017 against the Chicago Blackhawks). With the four point effort, Wilson reached the 200 point mark. With 221 career points (91g, 130a), Wilson ranks seventh among the 2012 NHL Draft class in points. Additionally, with 33 points (13g, 20a) in 47 games this season, Wilson's 0.70 points per game pace this season was the highest single season rate of his career. Over an 82-game season, that is a 57 point pace.

Nice and Kuzy

Evgeny Kuznetsov played in his 500th career game on March 20 against the New York Rangers. Earlier that week on March 15, Kuznetsov became the seventh player in franchise history to reach the mark before his 500th game (Kuznetsov: 497 games). Kuznetsov's 0.80 points per game rate is the 10th-highest rate among Capitals with 400 points. Since his NHL debut on March 10, 2014 against the Pittsburgh Penguins, Kuznetsov ranks fourth among players with at least 200 games played in assists per 60 minutes of five-on-five play (1.55), only trailing Connor McDavid (1.86), Mitchell Marner (1.66) and Artemi Panarin (1.66). Kuznetsov's 180 assists at five-on-five during this span ranks first on the Capitals and are tied for sixth in the NHL.

Strong Sprong

Daniel Sprong scored 13 goals in 42 games this season, one shy of his career high of 14 set in the 2018-19 season with the Anaheim Ducks. With six goals over his final eight games of the season, Sprong was tied for 19th in the NHL in goals since April 24. Sprong finished third on the Capitals with 0.31 goals per game. All 13 of Sprong's goals came at five-on-five, which ranked second on the Capitals. With 1.59 goals per 60 minutes of five-on-five play this season, Sprong ranked fourth in the NHL among players with at least 30 games played.

Not Shear Luck

Conor Sheary finished the season with 14 goals in 53 games this season, which ranked fourth on the Capitals this season. That tied for Sheary's third highest goal total in a season in his career, but his 0.26 goals per game rate this season marked the second-highest rate of his career (2016-17: 0.38), and entering this season, Sheary had a 0.22 goals per game rate. Sheary's 1.12 goals per 60 minutes of five-on-five play was tied for 34th among players with at least 30 games played this season.

Lar Star

Lars Eller recorded 23 points (8g, 15a) in 44 games this season, which was the third-highest points per game rate (0.52) of his career. Eller reached the 300 career point mark on Feb. 18 against the Buffalo Sabres and became one of three Danish-born players to reach the mark, joining Frans Nielsen and Mikkel Boedker. On May 8 against the Philadelphia Flyers and with



his team down multiple centers in the game, Eller skated a team-high 25:49 in the game, which was over three minutes more than his previous career high in a game (22:25 on Nov. 19, 2018 against Montreal). Eller was one of 19 forwards to skate in at least 25 minutes in a single game this season and one of two Capitals (Alex Ovechkin).

Dowd's Year

Nic Dowd set a career high for goals in a season with 11 this year, and his 0.20 goals per game rating doubled his goals per game rating entering this season (0.10 in his career). Additionally, no player in the NHL started more of his face-offs at five-on-five outside of the offensive zone than Dowd (84.9 percent). That's the fifth-highest percentage by a player in a season since 2009-10, when the NHL first began tracking the data.

PK Hags

Carl Hagelin's 144:02 of penalty kill time this season was the second-highest total among forwards in the NHL (Ottawa's Connor Brown: 163:40). Hagelin's 40.18 shots against per 60 minutes of penalty kill time was the lowest rate among forwards with at least 100 penalty kill minutes this season.

Wrath of Hath

Garnet Hathaway recorded 18 points in 56 games this season (6g, 12a), one shy of his career high of 19 set in 2018-19 when he played in 76 games. Hathaway's 179 hits led the Capitals and ranked ninth in the NHL. Hathaway averaged 15.56 hits per 60 minutes of play.

Great First Impression

Anthony Mantha scored a goal in each of his first four games with the Capitals after joining the team via trade on April 13, becoming the first player in franchise history to ever accomplish the feat. In his 14 games with the Capitals, Mantha recorded eight points (4g, 4a).

A Late First

Michael Raffl scored his first goal as a Capital in the final game of the season against Boston on May 11, marking the Capitals' last goal scored in the 2020-21 season. Raffl's goal was a game-winner with three seconds remaining, marking the second-latest game-winning goal scored in franchise history (Jay Beagle: 2 seconds remaining, Jan. 12, 2018).

2020-21 Capitals Notes

O From D

The Capitals' 139 combined points by defensemen this year (28g, 111a) were the third most in the NHL. Washington's 28 goals by defensemen are tied for fifth in the NHL (Vegas: 36; Dallas, Florida and Edmonton: 32; Pittsburgh and Minnesota: 28), and their 111 assists ranked second (Colorado: 121). Capitals defensemen recorded 35.4% of the Capitals' total assists this season (111 of 314 assists).

Among the Best

John Carlson finished the season with 44 points (10g, 34a), which tied for fifth among defensemen this season. That marked the third-highest points per game total of his career (0.85) and the fourth consecutive season he finished with a 0.80 points per game rate or higher. Carlson has ranked in the top-five in points among defensemen in each of the last four seasons. Since 2017-18, Carlson has recorded 257 points (53g, 204a), the highest point total among defensemen and the most assists during that span. During that stretch, Carlson holds a 33 point lead over the next-highest scoring defenseman, San Jose's Brent Burns.

Primary Schultzzy

Justin Schultz recorded 27 points (3g, 24a) in 46 games this season and had eight multi-point games, including a three point game (1g, 2a) on April 9 against the Buffalo Sabres. Schultz's 0.52 assists per game were tied for 17th among defensemen with at least 40 games played this season. Of Schultz's 24 assists, 19 were primary assists, tied for the fourth-most among defensemen. No defenseman with at least 20 assists this season had a higher percentage of primary assists than Schultz (79.2% primary assists).



Dmitry ScOrlov

Over his final 26 games of the season, Dmitry Orlov recorded 18 points (5g, 13a) after only recording four points (3g, 1a) in his first 25 games of the season. Since March 20, Orlov's 18 points were tied for ninth among defensemen and were tied with John Carlson for the most among the Capitals' blueline during that span.

Jensman

On March 7 against the Philadelphia Flyers, Nick Jensen scored a goal, his first as a Capital. It marked Jensen's first goal since Oct. 11, 2018, when he scored two goals in a game as a member of the Detroit Red Wings. The goal snapped a 165 game goalless drought. Jensen would add his second goal of the season less than a week later on March 13, also against the Flyers.

Dilly Dilly

On Jan. 15 against the Buffalo Sabres, Brenden Dillon played in his 600th career game. Dillon entered the game with a 207 consecutive games played streak, which at the time was the eighth-longest active streak by a defenseman. By reaching the mark, Dillon became one of three active undrafted defensemen to play at least 600 games (Andy Greene: 933 games at the time Dillon reached the mark; Mark Giordano: 893 games).



2020-21 Season Timeline

JAN. 14: CAPS START SEASON WITH SIX-PACK ATTACK OVER SABRES

On the one-year anniversary of the announcement of his five-year contract extension, Nicklas Backstrom started the season's scoring early in the first, the first of six different goal scorers helping the Caps to a 6-4 opening night win over the Sabres in Buffalo. T.J. Oshie scored Washington's first power-play goal of the season and finished with three points, and Jakub Vrana supplied the game-winning goal for the second straight opening night. With the win, Washington improved its all-time record in season-opening games to 23-21-1-1.

JAN. 15: NET GAIN: VANECEK'S NHL DEBUT RESULTS IN VICTORY

Vitek Vanecek stopped 30 of 31 shots in his NHL debut, helping the Caps squeak past the Sabres 2-1 as Washington swept a season-opening set of back-to-back games in Buffalo. Vanecek stopped every shot he faced in the game's first 40 minutes, enabling the Caps to nurse a 1-0 lead to the third despite being outshot 26-13. After Buffalo tied the game early in the third, Tom Wilson netted the game-winner midway through the third to help the 25-year-old Vanecek record his first NHL win.

JAN. 26: CAPS STUN ISLES ON SCHULTZ GOAL IN FINAL MINUTE

Despite playing without five of their top regulars and losing two more key players as the night wore on, the undermanned Caps overcame adversity and avoided heading to overtime for what would have been a franchise record fifth straight game. In their first meeting with the Islanders since the 2020 Stanley Cup Playoffs, the Caps eked out a 3-2 win in regulation when Justin Schultz scored off the rush with 26.4 seconds remaining, snapping a 2-2 tie and giving Washington a 3-2 triumph.

JAN. 30: OVECHKIN HELPS CAPS OVERCOME BRUINS IN OVERTIME

Caps captain Alex Ovechkin ended a four-game absence because of COVID-19 protocol, showing up for the morning skate and jumping right back into the lineup for the first time in 11 nights. Although Ovechkin logged only 14:24 in ice time in his return to the lineup, he made his presence felt with the overtime game-winning goal in Washington's 4-3 win over Boston. Ovechkin's goal – the 708th of his NHL career – came just 28 seconds into overtime and it tied him with Mike Gartner for seventh place on the NHL's all-time goals list. With the victory, the Caps improved to 6-0-3 on the season, extending their season-opening point streak to a franchise record nine.

FEB. 21: CAPS OVERPOWER DEVILS WITH TRIO OF EXTRA-MAN TALLIES

Trailing the Devils 2-0 midway through the second period, the Capitals rallied on the strength of three power-play goals, two from T.J. Oshie and the game-winner from Alex Ovechkin in the third period of a 4-3 Washington win. The three power-play goals in a game were the most for the Caps since they netted four goals with the extra man on Oct. 3, 2018 in a 7-0 opening night victory over Boston. Making his first start of the season and first in nearly a full calendar year, veteran goaltender Craig Anderson stopped 23 shots to earn his first victory as a member of the Capitals.

FEB. 28: SAMSONOV HELPS CAPS TO WIN IN FIRST NHL START IN SIX WEEKS

After six weeks away from the crease because of COVID-19 protocol, Ilya Samsonov returned to make his third start of the season, claiming his first victory since opening night with a 3-2 win over the Devils in New Jersey. After a rusty start in which he was beaten on the second shot he faced, Samsonov went on to make 19 saves to earn the victory. Alex Ovechkin netted the game-winning goal, his third of the season.



MARCH 15: CAPS STRIKE SIX TIMES AT 5-ON-5 IN SUPPORT OF VANECEK'S FIRST NHL SHUTOUT

Washington roared to a 6-0 win over the Sabres in Buffalo, getting goals from six different players with all six being scored at 5-on-5. Two months to the day after earning his first NHL win in Buffalo, Vitek Vanecek notched his first career shutout with a 23-save effort over the Sabres in the same building. Alex Ovechkin netted the 717th goal of his NHL career, tying Phil Esposito for sixth place on the NHL's all-time goals ledger.

MARCH 16: OVECHKIN TAKES OVER SIXTH PLACE ON GOALS LIST IN WIN OVER ISLES

Home from their longest road trip of the season, the Caps claimed a 3-1 win over the New York Islanders, their third win in as many games against the Isles to that point of the season. Ovechkin also recorded his 1,300th career point in the game, becoming the 35th player in League history to achieve that milestone. Ilya Samsonov made 21 saves to record his fifth victory in as many starts since coming off the COVID-19 protocol list.

2020-21 Season Timeline

MARCH 19: OVECHKIN STRIKES TWICE LATE TO GIVE CAPS WIN OVER RANGERS

Down 1-0 to the Rangers in the latter stages of the third period, the Caps got two goals from Alex Ovechkin in a span of 3:09 to overcome the Blueshirts, 2-1. Ovechkin's late goals made a winner of Vitek Vanecek, who stopped 32 of the 33 shots he faced in the game. With an assist on Ovechkin's second goal of the game, John Carlson recorded the 393rd helper of his career, passing Mike Gartner for sole possession of four place on Washington's all-time franchise assists ledger.

MARCH 26: OVECHKIN SCORES TWICE IN SUPPORT OF SAMSONOV'S SECOND CAREER SHUTOUT

Ilya Samsonov stopped all 24 shots sent in his direction, recording his first shutout of the season and the second of his NHL career as the Caps downed the New Jersey Devils, 4-0. Ovechkin scored Washington's first and fourth goals of the night, giving him nine goals in eight games. In the process, he recorded the 148th multi-goal game of his NHL career, moving ahead of Gordie Howe for sole possession of fourth place in multi-goal games. Ovechkin's game-winner was his third in a span of five games. Only one Caps player has ever had more game-winners over a five-game span, and that was Bengt Gustafsson who had four game-winners in five games from Feb. 7-18, 1986.

APRIL 11: CAPS ERUPT FOR EIGHT GOALS IN LOPSIDED WIN OVER B'S IN BOSTON

T.J. Oshie, Conor Sheary and Lars Eller each scored twice as the Caps put a crooked number on the board in all three periods in an 8-1 victory over the Bruins in Boston. All 12 Washington forwards picked up a point in the game, a feat the team achieved before the end of the second period. Washington's eight-goal outburst was its first in more than a decade, since an 8-1 win over the Thrashers in Atlanta on Jan. 9, 2010.

APRIL 15: A GRAND NIGHT FOR NIKKY BACKSTROM

Although the Caps came out on the wrong end of a 5-2 final score, nothing could dampen the mood of the celebration for Caps center Nicklas Backstrom, who was honored on the occasion of his 1,000th career NHL game. The team aired a video tribute that Backstrom was able to watch on the overhead scoreboard screen with his family just before the game, he was presented with the traditional silver stick to commemorate his 1,000th game, a gift of an all-expenses-paid golf trip from his teammates, and a team photo was taken at center ice.

APRIL 22: CAPS PICK UP A PAIR OF POINTS WITHOUT SCORING ANY GOALS

For the first time in Washington's franchise history, the Caps earned two standings points without scoring any goals in a 1-0 shootout win over the Islanders on Long Island. With Ilya Samsonov facing ex-Caps goalie Semyon Varlamov for New York, both goalies were perfect through 65 minutes of hockey, combining to stop 54 shots. Evgeny Kuznetsov's shootout goal put the two standings points in Washington's column. The shutout was Samsonov's second of the season.

APRIL 27: CAPS WELCOME FANS BACK, BLANK ISLES FOR SECOND TIME IN THREE GAMES

The Caps welcomed fans back to Capital One Arena for the first time in 13 and a half months, sending them home happy after claiming their third win in as many straight games over the Islanders, and their second 1-0 triumph over New York in a span of six nights. Daniel Sprong scored the only goal of the game early in the first period and Vitek Vanecek made 18 saves to record his second shutout of the season.

MAY 3: SHORT-STAFFED CAPS OVERWHELM RANGERS, 6-3

Playing with only 17 skaters for the first time in over 17 years, the Caps started the game with 11 forwards and finished with only 10, but six of them found the back of the net in a 6-3 win over the Rangers as Washington won at Madison Square Garden for the first time in just over two years. Garnet Hathaway scored late in the second to tie the game at 3-3, and the Caps erupted for three in the third to break it open.

MAY 5: OSHIE'S HAT TRICK PROPELS CAPS TO EMOTIONAL 4-1 WIN OVER RANGERS

Playing his first game since the passing of his father the day before, T.J. Oshie recorded his fourth career hat trick to lead the Caps to victory in a game fueled with emotion from the outset. A line brawl started the game, and for the first time in NHL history, there were six fights in the first five minutes of the contest. Oshie scored a pair of power-play goals in the second period and added a late empty-netter, helping Vitek Vanecek become the third Caps rookie goaltender ever to win 20 games in a season. With the victory in the road finale of the season, Washington secured the best road record in franchise history (19-7-2).

MAY 8: CAPS RALLY FOR LATE WIN OVER PHILLY

Playing with a short bench for the third time in four games and playing without every member of their "letterman" leadership trio of Alex Ovechkin, Nicklas Backstrom and John Carlson, and after losing T.J. Oshie to injury late in the second period, the Caps rallied from a 1-0 deficit with less than a minute remaining in regulation to eke out a 2-1 overtime win over the Flyers. Lars Eller – who skated a single-game career high of 25:49 in the game – scored a 6-on-5 goal with netminder Craig Anderson pulled for an extra attacker, tying the game and sending it to overtime. With a minute remaining in the extra session, Conor Sheary scored to give the Caps their third win in four games.



2020-21 Individual Statistics

Players	GP	G	A	P	+/-	PIM	PPG	SH	GW	OT	S	S%	TOI/G	Sft/G	FO%
Nicklas Backstrom	55	15	38	53	0	14	5	0	0	0	91	16.5	18:36	22.2	48.3
John Carlson	52	10	34	44	-5	12	3	0	1	0	128	7.8	23:47	26.2	-
T.J. Oshie	53	22	21	43	-3	18	13	0	1	0	106	20.8	18:04	21.4	47.9
Alex Ovechkin	45	24	18	42	-7	12	9	0	6	1	182	13.2	19:30	20.8	0.0
Tom Wilson	47	13	20	33	1	96	4	1	4	0	83	15.7	16:32	21.6	42.3
Evgeny Kuznetsov	41	9	20	29	7	18	1	0	4	0	78	11.5	16:34	20.8	41.4
Justin Schultz	46	3	24	27	12	10	0	0	1	0	67	4.5	19:01	23.1	-
Jakub Vrana	39	11	14	25	9	8	0	0	4	1	68	16.2	14:22	18.9	40.0
Lars Eller	44	8	15	23	-1	21	0	0	2	0	69	11.6	16:21	21.5	50.4
Dmitry Orlov	51	8	14	22	16	20	0	0	2	1	83	9.6	19:49	23.7	-
Conor Sheary	53	14	8	22	-1	14	1	0	1	1	88	15.9	13:43	17.7	30.0
Daniel Sprong	42	13	7	20	7	12	0	0	3	0	74	17.6	11:40	15.3	50.0
Brenden Dillon	56	2	17	19	15	49	0	0	0	0	51	3.9	18:57	23.7	-
Garnet Hathaway	56	6	12	18	7	66	0	0	0	0	62	9.7	12:19	17.8	41.7
Carl Hagelin	56	6	10	16	7	19	0	1	0	0	85	7.1	14:06	19.6	23.1
Nic Dowd	56	11	4	15	4	31	0	0	3	0	68	16.2	14:22	20.1	56.3
Nick Jensen	53	2	12	14	5	14	0	0	0	0	60	3.3	17:18	21.3	-
Zdeno Chara	55	2	8	10	5	44	0	0	0	0	67	3.0	18:19	22.1	-
Richard Panik	36	3	6	9	-9	16	1	0	0	0	40	7.5	11:36	15.8	42.9
Anthony Mantha	14	4	4	8	0	8	1	0	0	0	38	10.5	17:45	20.1	30.0
Michael Raffl	10	1	2	3	1	7	0	0	1	0	19	5.3	15:13	19.9	60.0
Trevor van Riemsdyk	20	1	2	3	-1	2	0	0	0	0	23	4.4	17:05	21.0	-
Michael Sgarbossa	5	0	2	2	2	0	0	0	0	0	4	0.0	9:48	13.2	34.5
Daniel Carr	6	0	1	1	-2	2	0	0	0	0	5	0.0	10:14	13.8	-
Jonas Siegenthaler	7	0	0	0	-3	0	0	0	0	0	3	0.0	13:23	16.3	-
Garrett Pilon	1	0	0	0	0	0	0	0	0	0	0	0.0	10:40	13.0	-
Philippe Maillet	2	0	0	0	-1	0	0	0	0	0	1	0.0	9:09	13.0	50.0
Brian Pinho	2	0	0	0	-2	0	0	0	0	0	3	0.0	7:49	11.0	57.1
Connor McMichael	1	0	0	0	0	2	0	0	0	0	1	0.0	9:34	13.0	100.0
Goaltenders	GP	GS	W	L	OT	SA	GA	GAA	Sv	Sv%	SO	G	A	PIM	MIN
Vitek Vanecek	37	36	21	10	4	1,031	95	2.69	936	.908	2	0	0	0	2,115
Ilya Samsonov	19	18	13	4	1	499	49	2.69	450	.902	2	0	1	0	1,093
Craig Anderson	4	2	2	1	0	71	6	2.13	65	.915	0	0	0	0	169

2020-21 Game-by-Game Results

#	Date	Team	W-L-OT	Record	GF-GA	Scorers	W Goal	PP	PK	SF-SA	W-L Gltdr.	Attend.
1	01/14/2021	@ BUF	W	01-00-00	6-4	19,77p,74,4,13,21	13	1-2	2-3	28-26	30 / 40	0
2	01/15/2021	@ BUF	W	02-00-00	2-1	13,43	43	0-0	5-5	21-31	41 / 35	0
3	01/17/2021	@ PIT	O**	02-00-01	3-4	26,8,19p	59	1-4	4-4	23-27	1 / 30	0
4	01/19/2021	@ PIT	O*	02-00-02	4-5	20,43,43,92	87	0-2	1-3	26-30	1 / 41	0
5	01/22/2021	BUF	W**	03-00-02	4-3	19,26,13	74	0-1	2-2	32-27	41 / 35	0
6	01/24/2021	BUF	O**	03-00-03	3-4	2,77p,19p	9	2-3	2-5	31-48	35 / 41	0
7	01/26/2021	NYI	W	04-00-03	3-2	74p,10,2	2	1-2	3-3	37-34	41 / 40	0
8	01/28/2021	NYI	W	05-00-03	6-3	73,73,21,74p,33,43p	74	2-3	2-3	23-30	41 / 40	0
9	01/30/2021	BOS	W*	06-00-03	4-3	19,57,14p,8	8	1-1	3-4	23-43	41 / 40	0
10	02/01/2021	BOS	L	06-01-03	3-5	33,10,74p	25	1-4	4-4	26-33	41 / 41	0
11	02/04/2021	@ NYR	L	06-02-03	2-4	62,8	16	0-4	3-3	33-31	31 / 41	0
12	02/07/2021	PHI	L	06-03-03	4-7	8p,43,8,19	14	1-1	4-4	37-23	79 / 31	0
13	02/14/2021	@ PIT	L	06-04-03	3-6	92p,13,19	59	1-4	1-2	31-38	35 / 41	0
14	02/16/2021	@ PIT	W	07-04-03	3-1	73,13,20	13	0-5	3-3	42-27	41 / 35	0
15	02/18/2021	BUF	W	08-04-03	3-1	19p,43s,73	43	1-1	1-2	21-23	41 / 35	0
16	02/20/2021	NYR	L	08-05-03	1-4	9	13	0-4	4-5	27-24	31 / 41	0
17	02/21/2021	NJD	W	09-05-03	4-3	77p,74,77p,8p	8	3-4	2-3	41-26	31 / 47	0
18	02/23/2021	PIT	O*	09-05-04	2-3	14,73	42	0-2	1-2	22-37	35 / 41	0
19	02/25/2021	PIT	W	10-05-04	5-2	19,77,43p,62,20	43	1-3	4-4	35-28	41 / 35	0
20	02/27/2021	@ NJD	W	11-05-04	5-2	21,10,20,13,26	20	0-2	2-3	24-24	41 / 29	0
21	02/28/2021	@ NJD	W	12-05-04	3-2	13,19,8	8	0-3	3-3	23-21	30 / 29	0
22	03/03/2021	@ BOS	W**	13-05-04	2-1	20	13	0-2	2-2	28-19	41 / 40	0
23	03/05/2021	@ BOS	L	13-06-04	1-5	13	11	0-3	2-2	32-25	41 / 41	0
24	03/07/2021	@ PHI	W	14-06-04	3-1	8,9,3	9	0-1	4-4	27-37	30 / 79	3023
25	03/09/2021	NJD	W*	15-06-04	5-4	77p,13,10,9,13	13	1-2	3-3	30-31	41 / 41	0
26	03/11/2021	@ PHI	W	16-06-04	5-3	8,73,74,26,26	26	0-2	1-2	22-33	30 / 37	2807
27	03/13/2021	@ PHI	W	17-06-04	5-4	10,62,3,8p,26	26	1-2	2-3	23-32	30 / 79	3083
28	03/15/2021	@ BUF	W	18-06-04	6-0	92,19,14,10,21,8	92	0-2	1-1	30-23	41 / 40	0

* Overtime

** Shootout

s Shorthanded goal

p Power-play goal

ps Penalty shot

e Empty net goal

+ Sellout

2020-21 Game-by-Game Results

#	Date	Team	W-L-OT	Record	GF-GA	Scorers	W Goal	PP	PK	SF-SA	W-L GltDr.	Attend.
29	03/16/2021	NYI	W	19-06-04	3-1	77,8p,19p	8	2-4	1-2	22-22	30 / 40	0
30	03/19/2021	NYR	W	20-06-04	2-1	8,8	8	0-1	2-3	18-33	41 / 40	0
31	03/20/2021	NYR	L	20-07-04	1-3	74	93	0-4	3-3	29-25	71 / 30	0
32	03/25/2021	NJD	W	21-07-04	4-3	9,8,92,92	92	0-2	2-3	22-24	41 / 29	0
33	03/26/2021	NJD	W	22-07-04	4-0	8,19,73,8	8	0-2	3-3	31-24	30 / 41	0
34	03/28/2021	NYR	W	23-07-04	5-4	43,8,43,92,77	77	0-3	3-4	22-20	30 / 71	0
35	03/30/2021	@ NYR	L	23-08-04	2-5	77p,26	23	1-3	2-2	32-27	31 / 41	1761
36	04/01/2021	@ NYI	L	23-09-04	4-8	74,10,77p,74	53	1-1	2-2	22-33	40 / 30	1400
37	04/02/2021	@ NJD	W*	24-09-04	2-1	74,9	9	0-2	2-2	40-23	41 / 29	3600
38	04/04/2021	@ NJD	W	25-09-04	5-4	77,73,8p,62s,92	92	1-3	4-4	19-39	30 / 29	3600
39	04/06/2021	@ NYI	L	25-10-04	0-1		29	0-2	2-2	29-39	40 / 41	1400
40	04/08/2021	BOS	L	25-11-04	2-4	8p,77p	63	2-7	3-4	33-32	1 / 30	0
41	04/09/2021	@ BUF	W	26-11-04	4-3	4,8,2,13	13	0-1	3-3	33-33	41 / 31	0
42	04/11/2021	@ BOS	W	27-11-04	8-1	77p,20,73,73p,26,43p,77,20	20	3-6	3-4	33-35	41 / 80	2191
43	04/13/2021	PHI	W	28-11-04	6-1	73,43p,19p,62,39,8p	43	3-3	2-2	32-30	30 / 37	0
44	04/15/2021	BUF	L	28-12-04	2-5	9,39	37	0-3	2-2	29-30	31 / 41	0
45	04/17/2021	@ PHI	W	29-12-04	6-3	8p,9,8p,92,73,39	92	2-5	3-4	41-25	30 / 34	3430
46	04/18/2021	@ BOS	L	29-13-04	3-6	77,77p,39p	46	2-6	3-3	33-28	40 / 41	2191
47	04/22/2021	@ NYI	W**	30-13-04	1-0		92	0-3	2-2	28-26	30 / 40	1400
48	04/24/2021	@ NYI	W	31-13-04	6-3	21,77,26,10,92,10	10	0-1	0-2	30-24	30 / 30	1400
49	04/27/2021	NYI	W	32-13-04	1-0	10	10	0-2	3-3	33-18	41 / 30	2133
50	04/29/2021	PIT	O*	32-13-05	4-5	77p,9,10,43	59	1-3	3-3	37-35	35 / 41	2133
51	05/01/2021	PIT	L	32-14-05	0-3		17	0-1	2-2	24-26	35 / 30	2133
52	05/03/2021	@ NYR	W	33-14-05	6-3	26,73,21,10,19,43	10	0-3	3-4	40-26	41 / 31	1800
53	05/05/2021	@ NYR	W	34-14-05	4-2	77p,77p,26,77	26	2-7	2-2	35-21	41 / 40	1800
54	05/07/2021	PHI	L	34-15-05	2-4	10,77	57	0-1	2-2	30-29	37 / 41	2133
55	05/08/2021	PHI	W*	35-15-05	2-1	20,73	73	0-4	2-2	40-29	31 / 34	2133
56	05/11/2021	BOS	W	36-15-05	2-1	62,17	17	0-1	1-1	32-25	41 / 1	2133

* Overtime

** Shootout

s Shorthanded goal

p Power-play goal

ps Penalty shot

e Empty net goal

+ Sellout



2020-21 Results

GOALS BY PERIOD

	1	2	3	OT	T	Avg
Washington Capitals:	55	78	51	4	188	(3.36 avg.)
Opponents:	42	56	60	3	161	(2.88 avg.)

SHOTS BY PERIOD

	1	2	3	OT	T	Avg
Washington Capitals:	561	582	478	26	1,647	(29.4 avg.)
Opponents:	548	536	518	19	1,612	(28.8 avg.)

POWER PLAY

	G	Att	%
Overall:	38	153	24.8 (3rd NHL)
Home:	22	72	30.6 (1st NHL)
Road:	16	81	19.8 (15th NHL)

8 SHORT HANDED GOALS ALLOWED (Most in the NHL)


PENALTY KILLING

	G	Att	%
Overall:	26	162	84.0 (5th NHL)
Home:	14	83	83.1 (8th NHL)
Road:	12	79	84.8 (7th NHL)

1 SHORT HANDED GOALS SCORED (T-15th NHL)

PENALTIES

GP	Min	Avg./Rank
56	527	9:24 (16th NHL)



2020-21 Home and Road Statistics

HOME					ROAD				
Player	G	A	P	+/-	Player	G	A	P	+/-
Nicklas Backstrom	9	22	31	2	T.J. Oshie	12	10	22	1
John Carlson	5	18	23	-2	Nicklas Backstrom	6	16	22	-2
Alex Ovechkin	13	8	21	-3	Alex Ovechkin	11	10	21	-4
T.J. Oshie	10	11	21	-4	John Carlson	5	16	21	-3
Tom Wilson	8	10	18	0	Evgeny Kuznetsov	6	11	17	-2
Justin Schultz	2	15	17	6	Jakub Vrana	8	7	15	5
Evgeny Kuznetsov	3	9	12	9	Lars Eller	6	9	15	3
Dmitry Orlov	5	6	11	12	Tom Wilson	5	10	15	1
Conor Sheary	7	3	10	1	Garnet Hathaway	5	8	13	9
Jakub Vrana	3	7	10	4	Conor Sheary	7	5	12	-2
Daniel Sprong	6	3	9	2	Brenden Dillon	2	10	12	21
Lars Eller	2	6	8	-4	Nic Dowd	10	1	11	8
Zdeno Chara	2	5	7	4	Daniel Sprong	7	4	11	5
Brenden Dillon	0	7	7	-6	Carl Hagelin	3	8	11	10
Carl Hagelin	3	2	5	-3	Dmitry Orlov	3	8	11	4
Anthony Mantha	2	3	5	-2	Nick Jensen	2	9	11	7
Garnet Hathaway	1	4	5	-2	Justin Schultz	1	9	10	6
Richard Panik	2	2	4	-9	Richard Panik	1	4	5	0
Nic Dowd	1	3	4	-4	Anthony Mantha	2	1	3	2
Nick Jensen	0	3	3	-2	Zdeno Chara	0	3	3	1
Michael Raffl	1	0	1	0	Michael Raffl	0	2	2	1
Trevor van Riemsdyk	1	0	1	-4	Trevor van Riemsdyk	0	2	2	3
Daniel Carr	0	1	1	-2	Michael Sgarbossa	0	1	1	1
Michael Sgarbossa	0	1	1	1	Daniel Carr	0	0	0	0
Garrett Pilon	0	0	0	0	Jonas Siegenthaler	0	0	0	0
Jonas Siegenthaler	0	0	0	-3					
Philippe Maillet	0	0	0	-1					
Brian Pinho	0	0	0	-2					
Connor McMichael	0	0	0	0					

2020-21 Situational Statistics

GOALS BY PERIOD

	1st	2nd	3rd	OT
Craig Anderson				
Nicklas Backstrom	7	5	3	
John Carlson	2	6	2	
Daniel Carr				
Zdeno Chara	1	1		
Brenden Dillon	1	1		
Nic Dowd	3	5	3	
Lars Eller	3		5	
Carl Hagelin	2	2	2	
Garnet Hathaway	2	2	2	
Nick Jensen		1	1	
Evgeny Kuznetsov	2	3	4	
Philippe Maillet				
Anthony Mantha		3	1	
Connor McMichael				
Dmitry Orlov	2	5		1
T.J. Oshie	8	9	5	
Alex Ovechkin	6	10	7	1
Richard Panik		3		
Garrett Pilon				
Brian Pinho				
Michael Raffl			1	
Ilya Samsonov				
Justin Schultz	1	1	1	
Michael Sgarbossa				
Conor Sheary	4	6	3	1
Jonas Siegenthaler				
Daniel Sprong	6	5	2	
Trevor van Riemsdyk		1		
Vitek Vanecek				
Jakub Vrana	1	5	4	1
Tom Wilson	4	4	5	
Total	54	77	50	4

SITUATIONAL GOALS

	For	Against
5 on 5:	129	106
5 on 4:	34	25
5 on 3:	2	1
4 on 4:	2	3
4 on 3:	1	0
3 on 3:	4	3
3 on 4:	0	0
3 on 5:	0	1
4 on 5:	6	5
Empty Net:	9	11
Penalty Shots:	0	0
Total:	188	161

Quickest back-to-back goals scored: 0:11, 2/1/21 vs. BOS

Quickest back-to-back goals scored, one player: 1:13, Conor Sheary, 1/28/21 vs. NYI

Quickest back-to-back goals allowed: 0:14, 2/14/21 at PIT

Fastest goal to start a game: 1:01, John Carlson, 4/1/21 at NYI

Fastest goal allowed to start a game: 0:19, Evan Rodrigues, 1/17/21 at PIT

Fastest goal to start a period: 0:12, T.J. Oshie, 5/5/21 at NYR, 2nd

Fastest goal allowed to start a period: 0:19, Evan Rodrigues, 1/17/21 at PIT, 1st

Fastest goal after an opponent's goal: 0:06, Tom Wilson, 1/19/21 at PIT, 1st

5-on-3 PP Goals/Opp.: 2/4, 2:30

5-on-3 PK Kill/Opp.: 1/2, 1:19

4-on-4 Goals/Opp.: 2/29, 40:37

4-on-3 PP Goals/Opp.: 1/2, 2:55

4-on-3 PK Kill/Opp.: 0/1, 1:13

3-on-3 Goals/Opp.: 3/11, 31:14

2020-21 Situational Statistics

Last 10 Games:	7 - 2 - 1	Outshooting opponent:	21-9-1	Playing on a Monday:	2-1-0
1-Goal Games:	19 - 1 - 5	Outshot by opponent:	12-6-4	Playing on a Tuesday:	7-2-2
2-Goal Games:	7 - 5	Even shots:	3-0-0	Playing on a Wednesday:	2-0-0
3-Goal Games:	10 - 9			Playing on a Thursday:	7-4-1
Scoring first:	25 - 5 - 3	Washington has 10-19 shots on net:	2-0-0	Playing on a Friday:	6-2-0
Opponent scoring first:	11 - 10 - 2	Washington has 20-29 shots on net:	15-7-3	Playing on a Saturday:	6-3-0
Leading after 1 period:	16 - 3 - 3	Washington has 30-39 shots on net:	13-8-2	Playing on a Sunday:	6-3-2
Trailing after 1 period:	3 - 9 - 1	Washington has 40+ shots on net:	6-0-0		
Tied after 1 period:	16 - 3 - 1			Record in first of back-to-back games:	6-4-0
Leading after 2 periods:	26 - 2 - 0	Opponent has 10-19 shots on net:	2-0-0	Record in second of back-to-back games:	8-2-0
Trailing after 2 periods:	2 - 11 - 0	Opponent has 20-29 shots on net:	21-8-1	Record in second following a win:	4-2-0
Tied after 2 periods:	8 - 2 - 5	Opponent has 30-39 shots on net:	12-7-3	Record in second following a loss:	4-0-0
		Opponent has 40+ shots on net:	1-0-1		
OT Record - This Season:	7 - 5			At night:	30-11-3
Shootout:	3 - 2	Washington has more penalties than opponent:	21-5-3	Afternoon (before 6 p.m.):	6-4-2
		Opponent has more penalties:	11-6-0		
SCORING FIVE OR MORE GOALS	15-0-0	Penalties are even:	4-4-2	vs. Boston:	4 - 4 - 0
SCORING FOUR GOALS	6-2-1			vs. Buffalo:	6 - 1 - 1
SCORING THREE GOALS	7-3-3	Washington scores on the power play:	15-7-3	vs. New Jersey:	8 - 0 - 0
SCORING TWO GOALS	5-4-1	Opponent scores on the power play:	16-3-3	vs. NY Islanders:	6 - 2 - 0
SCORING ONE GOAL	2-3-0	Washington fails to score on the power play:	21-8-2	vs. NY Rangers:	4 - 4 - 0
NOT SCORING (not incl. shootout)	1-2-0	Opponent fails to score on the power play:	20-12-2	vs. Philadelphia:	6 - 2 - 0
				vs. Pittsburgh:	2 - 2 - 4
ALLOWING FIVE OR MORE GOALS	0-7-2	January:	6-0-3		
ALLOWING FOUR GOALS	5-4-0	February:	6-5-1		
ALLOWING THREE GOALS	10-2-3	March:	11-3-0		
ALLOWING TWO GOALS	5-0-0	April:	9-5-1		
ALLOWING ONE GOAL	12-1-0	May:	4-2-0		
NOT ALLOWING A GOAL (not incl. shootout)	4-0-0				

SCORING BY MONTH

PLAYER	JAN.	FEB.	MARCH	APRIL	MAY
Craig Anderson					
Nicklas Backstrom	5-8-13	5-7-12	3-9-12	1-13-14	1-1-2
John Carlson	3-7-10	2-7-9	2-8-10	3-10-13	0-2-2
Daniel Carr	0-1-1				0-0-0
Zdeno Chara	1-2-3	1-2-3	0-3-3	0-0-0	0-1-1
Brenden Dillon	1-4-5	0-3-3	0-2-2	1-6-7	0-2-2
Nic Dowd	2-1-3	1-1-2	4-0-4	2-0-2	2-2-4
Lars Eller	1-1-2	3-6-9	1-0-1	2-7-9	1-1-2
Carl Hagelin	0-1-1	2-2-4	1-3-4	2-2-4	1-2-3
Garnet Hathaway	2-1-3	1-2-3	1-5-6	1-2-3	1-2-3
Nick Jensen	0-1-1	0-5-5	2-4-6	0-1-1	0-1-1
Evgeny Kuznetsov	1-2-3	1-2-3	4-8-12	3-8-11	0-0-0
Philippe Maillet		0-0-0			0-0-0
Anthony Mantha				4-2-6	0-2-2
Connor McMichael	0-0-0				
Dmitry Orlov	0-0-0	1-0-1	3-3-6	4-7-11	0-4-4
T.J. Oshie	2-5-7	3-4-7	4-7-11	8-5-14	4-0-4
Alex Ovechkin	2-5-7	5-5-10	11-2-13	6-6-12	0-0-0
Richard Panik	1-2-3	1-2-3	1-2-3	0-0-0	
Garrett Pilon					0-0-0
Brian Pinho	0-0-0				
Michael Raffl				0-0-0	1-2-3
Ilya Samsonov	0-0-0	0-0-0	0-1-1	0-0-0	0-0-0
Justin Schultz	2-4-6	0-3-3	0-8-8	1-7-8	0-2-2
Michael Sgarbossa	0-1-1	0-1-1			
Conor Sheary	2-1-3	3-1-4	2-3-5	5-3-8	2-0-2
Jonas Siegenthaler	0-0-0	0-0-0	0-0-0		
Daniel Sprong	1-1-2	2-0-2	3-3-6	5-3-8	2-0-2
Trevor van Riemsdyk	1-0-1	0-0-0	0-0-0	0-1-1	0-1-1
Vitek Vanecsek	0-0-0	0-0-0	0-0-0	0-0-0	0-0-0
Jakub Vrana	3-3-6	4-4-8	3-5-8	1-2-3	

2020-21 Statistics & Notes

CAPITALS MULTIPLE GAMES

	Goals			Assists			Points			Total
	2	3+	Total	2	3+	Total	2	3	4	
Nicklas Backstrom				7	1	8	10	3		13
John Carlson	1		1	5	1	6	10	1		11
Zdeno Chara								1		1
Brenden Dillon				2		2	3			3
Nic Dowd	1		1				2			2
Lars Eller	1		1	1		1	3			3
Carl Hagelin				2		2	3			3
Garnet Hathaway				1		1	2			2
Nick Jensen				1		1	2			2
Evgeny Kuznetsov	1		1	5		5	4	2		6
Anthony Mantha							1			1
Dmitry Orlov				2	1	3	4	1		5
T.J. Oshie	3	1	4	3		3	4	5		9
Alex Ovechkin	4		4	3		3	8	2	1	11
Richard Panik				1		1	1			1
Michael Raffl				1		1	1			1
Ilya Samsonov										
Justin Schultz				5		5	6	1		7
Conor Sheary	2		2	2		2	4	1		5
Jonas Siegenthaler										
Daniel Sprong	1		1	1		1	3			3
Trevor van Riemsdyk										
Vitek Vanecek										
Jakub Vrana	1		1	1		1	4			4
Tom Wilson	2		2	2	1	3	8		1	9
Total	17	1	18	45	4	49	84	15	3	102

CAPITALS THREE STARS

	1st	2nd	3rd	Selections	Points (5, 3, 1)
Craig Anderson		1		1	3
Nicklas Backstrom	1	3	2	6	16
John Carlson	2	3	2	7	21
Zdeno Chara		1		1	3
Brenden Dillon			1	1	1
Nic Dowd		2	1	3	7
Lars Eller		1		1	3
Carl Hagelin			1	1	1
Garnet Hathaway			1	1	1
Nick Jensen					
Evgeny Kuznetsov	2	1	1	4	14
Anthony Mantha		1		1	3
Dmitry Orlov	2	2	2	6	18
T.J. Oshie	4	1	3	8	26
Alex Ovechkin	5	8	3	16	52
Richard Panik	1			1	5
Michael Raffl	1		1	2	6
Ilya Samsonov	2		3	5	13
Justin Schultz	2	2		4	16
Conor Sheary	3	1	1	5	19
Jonas Siegenthaler					
Daniel Sprong	1	1	3	5	11
Trevor van Riemsdyk					
Vitek Vanecek	4	5	4	13	39
Jakub Vrana	5		1	6	26
Tom Wilson	2	1	1	4	14

RECORD WITH A

	GOAL	ASSIST	POINT
JUSTIN SCHULTZ	2-0-1	16-1-2	16-1-2
NICK JENSEN	2-0-0	9-2-0	10-2-0
BRENDEN DILLON	2-0-0	14-1-0	15-1-0
ALEX OVECHKIN	16-3-1	10-3-2	20-5-2
DMITRY ORLOV	5-2-1	8-1-1	13-3-1
DANIEL SPRONG	8-3-1	4-1-1	12-3-2
MICHAEL RAFFL	1-0-0	1-0-0	2-0-0
NICKLAS BACKSTROM	11-2-2	18-9-2	24-10-3
LARS ELLER	7-0-1	9-5-0	14-5-1
GARNET HATHAWAY	6-0-0	8-3-0	13-3-0
MICHAEL SGARBOSSA	0-0-0	1-1-0	1-1-0
NIC DOWD	8-1-1	3-1-0	10-2-1
DANIEL CARR	0-0-0	1-0-0	1-0-0
ZDENO CHARA	1-1-0	7-0-1	7-1-1
ANTHONY MANTHA	2-2-0	3-1-0	4-3-0
TOM WILSON	8-1-2	12-3-1	16-3-3
TREVOR van RIEMSDYK	1-0-0	2-0-0	3-0-0
CARL HAGELIN	5-1-0	8-0-0	12-1-0
CONOR SHEARY	11-0-1	5-1-0	14-1-1
JOHN CARLSON	6-3-0	19-4-3	21-7-3
T.J. OSHIE	10-5-2	14-3-1	19-7-3
EVGENY KUZNETSOV	6-1-1	11-1-3	14-2-4
ILYA SAMSONOV	0-0-0	1-0-0	1-0-0
VITEK VANECEK	0-0-0	0-0-0	0-0-0

2020-21 Highs, Lows & Streaks

TEAM

Most goals, game: 8 – 4/11/21 at BOS
 Most goals, period: 5 – 1/28/21 vs NYI
 Most goals allowed, game: 8 – 4/1/21 at NYI
 Most goals allowed, period: 4 – four times, m.r. 4/1/21 at NYI
 Most shots, game: 42 – 2/16/21 at PIT
 Most shots, period: 19 – twice, m.r. 4/17/21 at PHI
 Most shots allowed, game: 48 – 1/24/21 vs BUF
 Most shots allowed, period: 20 – 4/6/21 at NYI
 Fewest shots, game: 18 – 3/18/21 vs. NYR
 Fewest shots, period (regulation): 1 – twice, m.r. 2/28/21 at NJD
 Fewest shots allowed, game: 18 – 4/27/21 vs. NYI
 Fewest shots allowed, period (regulation): 2 – 3/15/21 at BUF
 Most power-play goals, game: 3 – three times, m.r. 4/14/21 vs PHI
 Most power-play goals allowed, game: 3 – 1/24/21 vs. BUF
 Most shorthanded goals, game: 1 – twice, m.r. 4/4/21 at NJD
 Most shorthanded goals allowed, game: 1 – seven times, m.r. 4/24/21 at NYI
 Largest margin of victory: 7 – 4/11/21 at BOS
 Largest margin of defeat: 4 – twice, m.r. 4/1/21 at NYI
 Longest winning streak: 7 – 3/7/21 – 3/19/21: 7-0-0
 Longest home winning streak: 4 – 2/25/21 – 3/19/21: 4-0-0
 Longest road winning streak: 4 – three times, m.r. 4/22/21 – 5/5/21
 Longest losing streak: 4 – 2/1/21 – 2/14/21: 0-4-0
 Longest home losing streak: 2 – 2/1/21 – 2/7/21: 0-2-0
 Longest road losing streak: 2 – twice, m.r. 3/30/21 – 4/1/21: 0-2-0
 Largest deficit overcome in a win: 3, 1/28/21 vs. NYI
 Largest deficit overcome in an OT or SO loss: 1, twice, m.r. 2/23/21 vs. PIT
 Largest lead surrendered in a regulation loss: 3, 2/1/21 vs. BOS
 Largest lead surrendered in an OT or SO loss: 2, 1/19/21 at PIT

INDIVIDUAL

Most goals, game: 3 – T.J. Oshie: 5/5/21 at NYR
 Most goals, period: 2 –
 Tom Wilson: twice, m.r. 3/28/21 vs. NYR
 Conor Sheary: 1/28/21 vs. NYI
 Alex Ovechkin: 3/19/21 vs. NYR
 T.J. Oshie: 5/5/21 at NYR
 Most assists, game: 4 – John Carlson: 4/17/21 at PHI
 Most points, game: 4 –
 Tom Wilson: 2/7/21 vs. PHI
 Alex Ovechkin: 2/7/21 vs. PHI
 John Carlson: 4/17/21 at PHI
 Most power-play goals, game: 2, four times, m.r. T.J. Oshie, 5/5/21 at NYR
 Most shorthanded goals, game: 1, twice, m.r. Carl Hagelin, 4/2/21 at NJD
 Most penalty minutes, game: 19 – Garnet Hathaway: 4/18/21 at BOS
 Most saves, game: 45 – Vitek Vanecek: 1/24/21 vs. BUF
 Most saves, period: 19 – Vitek Vanecek: twice, m.r.: 4/6/21 at NYI
 Most ice time, game: 28:52, John Carlson, 1/24/21 vs. BUF
 Most shots on goal, game: 10 – Alex Ovechkin, 4/11/21 at BOS
 Most face-off wins, game: 15, twice, m.r. Nic Dowd, 1/28/21 vs. NYI
 Most face-offs taken, game: 25, Lars Eller, 1/15/21 at BUF
 Most hits, game: 10, Tom Wilson, 1/19/21 at PIT
 Most blocked shots, game: 6, three times, m.r. Zdeno Chara, 3/25/21 vs. NJD
 Longest point streak: 7 games – John Carlson: 1/19/21 – 2/1/21: 3-6-9
 Longest goal streak: 6 games – Alex Ovechkin: 3/11/21 – 3/19/21: 6 goals
 Longest assist streak: 6 games – John Carlson: 1/19/21 – 1/30/21: 6 assists



2020-21 Shootouts & Penalty Shots

SHOOTOUTS

Date	Shootout Score	Rounds	Clinching Goal	Goaltender	Site
1/17/21	Pittsburgh 1 - Washington 0	4	Jake Guentzel	Ilya Samsonov	Pittsburgh
1/22/21	Washington 1 - Buffalo 0	4	John Carlson	Vitek Vanecek	Washington
1/24/21	Buffalo 1 - Washington 0	3	Jack Eichel	Vitek Vanecek	Washington
3/3/21	Washington 1 - Boston 0	3	Jakub Vrana	Vitek Vanecek	Boston
4/22/21	Washington 2 - NY Islanders 1	3	Evgeny Kuznetsov	Ilya Samsonov	New York

Player	Goals/Shots	Pct.	GDG
Evgeny Kuznetsov	1 / 2	50.0	1
John Carlson	1 / 2	50.0	1
Jakub Vrana	1 / 2	50.0	1
Nicklas Backstrom	1 / 4	25.0	0
Alex Ovechkin	0 / 1	0.0	0
T.J. Oshie	0 / 5	0.0	0

Goaltenders

Vitek Vanecek	2 - 1	1/9	.889
Ilya Samsonov	1 - 1	2/7	.714

PENALTY SHOTS

Capitals

None

Opponents

Taylor Hall: 1/24/21 at WSH, stopped

2020-21 GAME-BY-GAME STATISTICS

Date	Opp.	Schultz #2	Jensen #3	Dillon #4	Ovechkin #8	Orlov #9	Sprong #10
Jan 14	@ BUF	0-0,1/2 15:56	0-1,0/1 20:17	1-0,1/3 17:21	0-2,3/1 19:36	0-0,0/-2 19:41	
Jan 15	@ BUF	0-0,1/1 17:19	0-0,0/1 19:13	0-0,1/1 19:25	0-0,2/0 14:51	0-0,0/-1 22:15	
Jan 17	@ PIT	0-0,0/0 18:10	0-0,0/0 17:20	0-0,0/-1 18:31	1-1,6/0 23:50	0-0,1/-1 20:47	0-0,0/-1 08:01
Jan 19	@ PIT	0-0,1/1 20:11	0-0,0/0 18:35	0-0,0/2 19:03	0-1,2/0 18:20	0-0,1/0 20:32	0-1,4/1 12:50
Jan 22	Vs BUF	0-0,1/0 19:08	0-0,3/-1 19:12	0-1,1/1 23:31	DNP	DNP	0-0,2/-2 10:14
Jan 24	Vs BUF	1-1,5/1 24:39	DNP	0-0,0/0 18:50	DNP	DNP	0-0,3/0 09:27
Jan 26	Vs NYI	1-1(W),4/2 20:05	DNP	0-1,0/-1 16:49	DNP	DNP	1-0,2/1 11:22
Jan 28	Vs NYI	0-2,1/2 14:31	DNP	0-1,1/1 21:52	DNP	DNP	0-0,0/0 10:29
Jan 30	Vs BOS	DNP	0-0,1/-1 18:17	0-1,0/0 21:25	1-1(W),3/0 14:24	DNP	0-0,0/-1 07:03
Feb 1	Vs BOS	DNP	0-1,1/0 16:26	0-0,1/-2 17:36	0-0,5/-2 23:03	0-0,0/0 15:24	1-0,1/1 05:14
Feb 4	@ NYR	DNP	0-0,1/1 13:04	0-0,1/0 15:46	1-0,7/0 27:17	0-0,1/1 14:29	0-0,1/0 05:27
Feb 7	Vs PHI	DNP	0-0,2/1 17:19	0-0,3/-3 20:14	2-2,4/-1 20:02	0-0,3/-1 16:58	0-0,0/0 09:52
Feb 14	@ PIT	0-1,3/-1 16:48	0-0,0/-1 15:26	0-0,1/2 19:04	0-1,3/-2 25:46	0-0,0/-1 18:50	DNP
Feb 16	@ PIT	0-0,3/0 19:27	0-1,5/1 15:53	0-0,2/0 17:09	0-0,4/0 22:08	0-0,1/2 14:10	DNP
Feb 18	Vs BUF	0-1,0/1 18:04	0-0,1/1 18:28	0-0,0/0 22:24	0-1,4/0 16:25	0-0,2/0 17:37	DNP
Feb 20	Vs NYR	0-0,1/-1 16:47	0-1,4/1 16:47	0-0,1/-1 20:11	0-0,4/-1 22:25	1-0,3/1 16:39	DNP
Feb 21	Vs NJD	0-0,2/0 20:02	0-0,0/-1 16:48	0-1,2/0 18:39	1-0(W),2/0 16:43	0-0,5/0 20:06	DNP
Feb 23	Vs PIT	0-0,2/0 19:13	0-0,0/0 19:47	0-0,2/0 19:14	0-0,2/0 17:44	0-0,1/-1 18:55	DNP
Feb 25	Vs PIT	0-0,2/1 19:28	0-1,3/1 17:15	0-0,2/1 17:47	0-1,4/-1 16:04	0-0,2/0 20:43	DNP
Feb 27	@ NJD	0-1,1/1 19:24	0-0,0/0 18:13	0-1,1/1 17:57	0-0,2/1 18:11	0-0,0/1 21:05	1-0,1/1 10:07
Feb 28	@ NJD	0-0,3/-1 16:45	0-1,0/0 16:06	0-1,1/2 18:11	1-0(W),6/0 22:41	0-0,0/-1 17:35	0-0,1/-1 08:20
Mar 3	@ BOS	0-0,1/0 20:22	0-1,2/1 17:13	0-0,1/-1 20:32	0-0,5/-1 23:13	0-0,2/0 20:20	DNP
Mar 5	@ BOS	0-0,2/0 20:11	0-0,0/-1 18:36	0-0,1/-3 17:24	0-0,8/-4 22:41	0-0,1/0 20:40	DNP
Mar 7	@ PHI	0-0,3/-1 19:37	1-0,2/1 18:25	0-0,1/0 20:18	1-0,3/1 17:27	1-0(W),1/1 18:12	0-0,1/1 13:13
Mar 9	Vs NJD	0-1,0/1 20:36	0-0,1/-1 16:21	0-0,0/0 18:24	0-0,4/-1 23:47	1-0,4/0 21:29	1-0,1/1 12:27
Mar 11	@ PHI	0-0,1/-1 20:37	0-0,0/1 15:55	0-0,1/3 21:26	1-0,7/2 21:14	0-0,0/-1 18:17	0-1,0/3 13:42
Mar 13	@ PHI	0-0,0/1 17:53	1-1,3/1 18:38	0-0,0/3 19:31	1-0,4/-1 20:20	0-0,2/-1 18:33	1-0,1/-1 11:12
Mar 15	@ BUF	0-2,1/4 16:16	0-2,0/2 17:27	0-0,1/1 19:13	1-0,6/3 20:04	0-1,1/3 18:14	1-0,2/2 16:20
Mar 16	Vs NYI	0-1,0/0 19:43	0-0,2/1 17:25	0-0,0/0 16:59	1-1(W),2/1 20:30	0-0,1/0 19:04	0-0,1/0 13:07
Mar 19	Vs NYR	0-1,2/1 20:31	0-0,2/0 17:14	0-0,0/0 17:41	2-0(W),2/2 19:34	0-0,1/1 21:49	0-0,1/1 09:11
Mar 20	Vs NYR	0-0,1/0 18:34	0-0,1/-1 14:32	0-0,1/0 17:38	0-0,6/-2 23:19	0-0,3/0 18:34	0-0,2/-1 09:59
Mar 25	Vs NJD	0-2,1/2 19:49	0-0,0/-1 17:10	0-1,0/1 19:44	1-1,4/3 22:11	1-0,2/2 17:34	0-2,1/3 10:50
Mar 26	Vs NJD	0-0,2/1 20:16	0-0,1/3 17:03	0-0,0/0 19:20	2-0(W),4/2 18:50	0-0,2/2 19:56	0-0,1/1 14:31
Mar 28	Vs NYR	0-1,1/1 18:04	0-0,0/0 18:47	0-0,0/1 19:33	1-0,3/1 17:07	0-2,0/1 16:47	0-0,0/0 08:29
Mar 30	@ NYR	0-0,2/-2 19:20	0-0,0/0 16:14	0-1,3/0 20:38	0-0,2/-2 17:16	0-0,1/-2 20:20	0-0,4/-1 12:00
Apr 1	@ NYI	0-0,0/-2 22:23	0-0,1/-2 16:42	0-0,1/-2 19:30	0-1,2/-1 16:58	0-0,0/-1 21:37	1-1,3/1 14:00
Apr 2	@ NJD	0-0,3/0 22:22	0-0,1/0 16:25	0-0,1/0 19:59	0-0,6/1 19:00	1-0(W),6/1 23:18	0-0,1/0 13:41
Apr 4	@ NJD	0-1,0/0 18:25	0-0,0/0 17:45	0-2,0/-1 20:51	1-2,3/0 17:09	0-2,1/1 18:40	0-0,0/-2 12:23
Apr 6	@ NYI	0-0,3/0 21:10	0-0,0/-1 13:07	0-0,0/0 18:58	0-0,2/-1 22:16	0-0,1/0 21:59	0-0,3/-1 12:46
Apr 8	Vs BOS	0-0,2/-2 17:01	0-0,1/0 13:23	0-0,2/0 16:40	1-0,4/-3 22:40	0-0,1/-1 16:49	DNP
Apr 9	@ BUF	1-2,3/2 19:45	0-0,0/-1 17:06	1-1,1/2 19:44	1-0,5/0 14:08	0-0,4/0 21:47	0-0,2/-1 12:31
Apr 11	@ BOS	0-1,0/2 19:39	0-0,0/2 18:01	0-1,1/2 13:27	0-1,10/1 21:44	0-1,0/3 19:27	0-1,1/2 11:49
Apr 13	Vs PHI	0-0,1/0 19:40	0-0,2/0 18:20	0-0,0/-1 20:02	1-1,3/0 18:17	0-1,1/3 17:28	0-1,2/1 12:17
Apr 15	Vs BUF	0-0,1/-4 19:21	0-0,1/-1 16:31	0-0,0/-2 17:58	0-0,6/-1 21:49	1-0,2/2 18:34	0-0,3/-1 12:31
Apr 17	@ PHI	0-1,0/2 17:11	0-0,3/0 18:28	0-0,1/1 18:03	2-1,5/2 20:08	1-0,3/1 17:25	0-0,5/-1 09:49
Apr 18	@ BOS	0-0,0/0 02:45	0-0,2/1 19:08	0-0,2/0 19:47	0-0,5/-4 19:26	0-1,3/-3 27:30	0-0,3/0 09:33
Apr 22	@ NYI	DNP	0-0,0/0 17:55	0-0,2/0 17:13	0-0,4/0 17:18	0-0,1/0 22:36	DNP
Apr 24	@ NYI	DNP	0-1,3/1 20:37	0-2,1/4 17:12	DNP	0-0,4/1 21:32	2-0(W),3/3 14:23
Apr 27	Vs NYI	DNP	0-0,2/0 20:31	0-0,0/0 18:24	DNP	0-1,2/1 19:48	1-0(W),1/1 11:23
Apr 29	Vs PIT	0-2,0/0 23:37	0-0,2/-3 15:10	0-0,1/0 20:08	DNP	1-1,4/2 21:00	1-0,3/-2 11:03
May 1	Vs PIT	0-0,3/-2 18:26	0-0,1/0 21:00	0-0,1/-1 17:11	DNP	0-0,2/-2 20:28	0-0,2/0 15:43
May 3	@ NYR	DNP	0-1,1/0 13:46	0-0,2/2 18:54	0-0,0/0 00:39	0-0,1/2 22:51	1-0(W),7/0 17:25
May 5	@ NYR	DNP	0-0,0/-1 17:16	0-1,0/0 19:34	DNP	0-3,3/1 26:13	DNP
May 7	Vs PHI	DNP	0-0,0/0 15:48	0-1,5/1 19:23	DNP	0-0,1/-1 23:29	1-0,4/0 19:02
May 8	Vs PHI	0-1,4/1 24:48	0-0,2/-1 14:11	0-0,0/0 19:27	DNP	0-1,1/2 23:04	0-0,0/0 14:53
May 11	Vs BOS	0-1,0/1 20:25	0-0,3/1 20:40	0-0,0/-1 19:05	0-0,4/0 19:00	0-0,1/1 19:20	0-0,1/-1 11:26

Goals-Assists-PIM/Rating

DND-Did Not Dress

INJ-Injured

SPD-Suspension

2020-21 GAME-BY-GAME STATISTICS

Date	Opp.	Raffl #17	Backstrom #19	Eller #20	Hathaway #21	Sgarbossa #23	McMichael #24	Dowd #26
Jan 14	@ BUF		1-1,3/1 17:54	0-1,0/-1 15:13	1-0,2/1 12:13			0-0,0/1 11:24
Jan 15	@ BUF		0-1,3/0 16:22	0-0,1/0 17:30	0-0,0/0 09:05			0-0,0/0 12:30
Jan 17	@ PIT		1-0,2/-1 23:33	0-0,1/-1 16:27	0-0,0/1 09:38			1-0,1/1 11:10
Jan 19	@ PIT		0-0,0/-1 19:45	1-0,2/1 17:30	0-0,1/0 09:52			0-0,1/0 11:03
Jan 22	Vs BUF		1-0,3/1 20:56	0-0,1/0 17:29	0-0,1/1 16:19			1-0,1/1 19:10
Jan 24	Vs BUF		1-1,6/0 22:16	0-0,2/0 18:15	0-0,1/1 14:09		0-0,1/0 09:54	0-0,1/1 17:18
Jan 26	Vs NYI		0-1,3/-1 16:12	0-0,1/0 15:10	0-1,0/0 14:27	0-0,2/1 13:33	MIN	0-0,2/0 14:59
Jan 28	Vs NYI		0-2,2/0 18:47	DNP	1-0,1/1 15:14	0-1,0/0 10:47	MIN	0-1,1/1 18:43
Jan 30	Vs BOS		1-2,1/2 18:35	DNP	0-0,2/1 15:59	0-0,0/-1 07:22	MIN	0-0,0/0 19:01
Feb 1	Vs BOS		0-0,3/-1 22:15	DNP	0-1,0/-1 12:35	0-0,1/1 07:14	MIN	0-1,1/-1 14:49
Feb 4	@ NYR		0-1,1/0 21:13	DNP	0-1,4/0 13:23	0-1,1/1 10:03	MIN	0-0,1/-1 15:25
Feb 7	Vs PHI		1-2,3/0 21:17	0-1,3/-4 14:34	0-0,2/-1 14:56	MIN	MIN	0-0,3/-1 17:11
Feb 14	@ PIT		1-0,1/-1 21:20	0-1,2/-1 15:56	0-0,0/-2 08:32	MIN	MIN	0-0,0/-2 09:10
Feb 16	@ PIT		0-1,0/0 14:54	1-0,7/2 18:16	0-0,1/0 09:11	MIN	MIN	0-0,1/0 11:38
Feb 18	Vs BUF		1-0,1/0 14:28	0-1,2/1 16:06	0-0,0/0 12:47	MIN	MIN	0-0,1/1 15:54
Feb 20	Vs NYR		0-0,0/-2 17:20	0-0,0/-1 16:11	0-0,0/1 10:19	MIN	MIN	0-0,3/1 12:49
Feb 21	Vs NJD		0-2,2/-1 15:01	0-1,0/-1 19:12	0-0,1/-1 12:51	MIN	MIN	0-0,2/-1 15:53
Feb 23	Vs PIT		0-0,2/1 18:29	0-0,2/0 16:02	0-0,1/-1 12:40	MIN	MIN	0-0,0/-1 12:57
Feb 25	Vs PIT		1-1,5/1 16:43	1-1,1/2 15:54	0-0,0/0 07:06	MIN	MIN	0-0,1/0 12:15
Feb 27	@ NJD		0-0,0/0 18:26	1-0(W),1/2 18:01	1-0,1/1 12:03	MIN	MIN	1-0,2/2 13:53
Feb 28	@ NJD		1-0,1/2 16:42	0-1,0/0 18:12	0-0,2/0 14:31	MIN	MIN	0-0,0/0 16:32
Mar 3	@ BOS		0-0,1/0 17:26	1-0,4/1 16:18	0-0,0/0 08:10	MIN	MIN	0-0,1/0 10:39
Mar 5	@ BOS		0-1,3/0 17:36	0-0,2/-1 15:12	0-0,0/0 08:53	MIN	MIN	0-0,0/-1 11:05
Mar 7	@ PHI		0-1,1/1 16:25	0-0,1/0 17:51	0-0,0/0 14:42	MIN	MIN	0-0,0/0 14:39
Mar 9	Vs NJD		0-2,1/-1 21:09	0-0,0/-1 16:04	0-0,1/0 10:42	MIN	MIN	0-0,0/0 13:05
Mar 11	@ PHI		0-0,0/0 21:20	DNP	0-1,1/2 12:26	MIN	MIN	2-0(W),3/2 17:37
Mar 13	@ PHI		0-1,1/-1 23:00	0-0,0/0 01:29	0-2,0/3 15:39	MIN	MIN	1-0(W),3/3 17:17
Mar 15	@ BUF		1-0,1/2 17:40	DNP	1-0,3/1 14:41	MIN	MIN	0-0,2/1 20:14
Mar 16	Vs NYI		1-1,2/0 21:19	DNP	0-0,3/0 13:28	MIN	MIN	0-0,0/0 17:17
Mar 19	Vs NYR		0-0,0/0 19:41	DNP	0-0,1/1 13:45	MIN	MIN	0-0,1/0 17:31
Mar 20	Vs NYR		0-1,2/1 19:14	DNP	0-0,2/-1 13:49	MIN	MIN	0-0,2/-1 17:00
Mar 25	Vs NJD		0-0,0/0 16:33	DNP	0-0,0/-1 12:34	MIN	MIN	0-0,1/-1 15:41
Mar 26	Vs NJD		1-0,3/2 15:07	DNP	0-0,0/0 15:38	MIN	MIN	0-0,3/0 16:50
Mar 28	Vs NYR		0-1,1/2 21:42	DNP	0-1,1/1 15:43	MIN	MIN	0-0,0/0 14:59
Mar 30	@ NYR		0-1,1/-2 20:10	0-0,1/-1 10:05	0-1,2/0 12:24	MIN	MIN	1-0,2/0 12:14
Apr 1	@ NYI		0-1,0/-2 17:40	0-1,1/0 14:33	0-0,2/-2 10:08	MIN	MIN	0-0,0/-2 12:11
Apr 2	@ NJD		0-0,2/-1 18:33	0-1,2/1 16:39	0-0,2/0 13:36	MIN	MIN	0-0,3/0 16:22
Apr 4	@ NJD		0-1,1/1 16:49	0-0,0/-2 16:30	0-1,3/1 14:26	MIN	MIN	0-0,0/0 14:19
Apr 6	@ NYI		0-0,1/0 17:32	0-0,1/0 14:59	0-0,0/0 10:04	MIN	MIN	0-0,0/0 10:39
Apr 8	Vs BOS		0-1,0/-2 20:18	0-0,0/-1 17:46	0-0,1/0 08:11	MIN	MIN	0-0,2/0 11:48
Apr 9	@ BUF		0-0,3/-1 14:16	0-2,2/3 13:03	0-0,1/-1 15:22	MIN	MIN	0-0,0/-1 18:15
Apr 11	@ BOS		0-2,3/1 17:56	2-0(W),3/2 14:24	0-1,0/1 09:30	MIN	MIN	1-0,1/1 11:28
Apr 13	Vs PHI		1-1,3/1 17:39	0-1,0/1 14:14	0-0,1/1 14:26	MIN	MIN	0-0,0/0 14:19
Apr 15	Vs BUF		0-1,2/0 19:51	0-0,2/-1 16:37	0-0,0/-1 08:56	MIN	MIN	0-0,1/-1 09:01
Apr 17	@ PHI		0-0,3/0 17:44	0-1,1/-1 12:37	0-0,1/0 12:33	MIN	MIN	0-0,2/0 12:51
Apr 18	@ BOS		0-2,3/-2 18:19	0-1,3/0 14:13	0-0,0/-1 09:38	MIN	MIN	0-0,2/-1 12:46
Apr 22	@ NYI	0-0,2/0 13:32	0-0,0/0 18:13	0-0,1/0 16:34	0-0,0/0 12:53	MIN	MIN	0-0,1/0 14:28
Apr 24	@ NYI	0-0,0/0 15:55	0-1,0/1 15:06	0-0,1/0 18:59	1-0,4/2 12:14	MIN	MIN	1-0,2/2 13:40
Apr 27	Vs NYI	0-0,3/0 14:25	0-0,1/0 16:05	0-0,2/0 17:15	0-0,2/0 12:53	MIN	MIN	0-0,4/0 14:50
Apr 29	Vs PIT	0-0,1/0 12:59	0-3,2/0 21:16	0-0,2/1 20:35	0-0,3/0 10:28	MIN	MIN	0-0,1/0 10:50
May 1	Vs PIT	0-0,2/-1 15:02	0-0,1/0 15:20	0-0,3/-1 18:28	0-0,0/-2 10:24	MIN	MIN	0-0,0/-2 12:01
May 3	@ NYR	0-2,3/2 15:35	1-0,2/1 18:49	0-0,4/0 19:08	1-1,3/2 16:25	MIN	MIN	1-1,2/2 21:25
May 5	@ NYR	0-0,1/-1 18:34	0-1,1/0 22:19	0-0,1/-1 19:40	0-0,3/0 11:24	MIN	MIN	1-0(W),3/1 12:08
May 7	Vs PHI	0-0,1/0 13:11	0-0,3/-1 19:12	0-1,1/-1 18:14	0-0,1/-1 11:23	MIN	MIN	0-0,0/-1 10:59
May 8	Vs PHI	0-0,2/0 16:42	DNP	1-0,4/1 25:49	0-0,0/-1 12:51	MIN	MIN	0-1,3/0 16:20
May 11	Vs BOS	1-0(W),4/1 16:13	0-0,1/0 18:56	0-0,1/1 15:50	0-1,1/1 11:46	MIN	MIN	0-0,1/1 14:12

Goals-Assists-PIM/Rating

DND-Did Not Dress

INJ-Injured

SPD-Suspension

2020-21 GAME-BY-GAME STATISTICS

Date	Opp.	Carr #28	Chara #33	Siegenthaler #34	Mantha #39	Wilson #43	van Riemsdyk #57	Hagelin #62
Jan 14	@ BUF		0-0,1/2 20:16			0-0,0/0 17:11		0-0,1/1 12:54
Jan 15	@ BUF		0-0,3/1 20:06			1-1(W),1/1 18:44		0-0,3/0 13:55
Jan 17	@ PIT		0-0,3/1 19:22			0-1,0/0 18:32		0-0,0/1 11:51
Jan 19	@ PIT		0-0,0/0 18:51			2-0,3/0 18:23		0-0,1/0 11:43
Jan 22	Vs BUF		0-1,1/-1 19:08	0-0,1/-1 20:13		0-1,4/1 12:57		0-0,0/0 19:52
Jan 24	Vs BUF		0-0,2/1 22:37	0-0,0/0 15:14		DNP	0-0,0/0 14:14	0-0,1/1 20:18
Jan 26	Vs NYI	0-1,1/1 10:49	0-0,3/1 20:38	0-0,2/0 17:59		DNP	0-0,2/0 18:32	0-0,3/-1 15:28
Jan 28	Vs NYI	0-0,2/0 10:00	1-1,1/2 22:55	0-0,0/-1 15:36		1-0,1/0 18:15	0-0,0/-1 19:28	0-1,2/1 17:54
Jan 30	Vs BOS	MIN	0-0,1/1 20:54	0-0,0/-1 17:10		0-1,2/0 19:47	1-0,1/2 20:23	0-0,4/-1 18:42
Feb 1	Vs BOS	MIN	1-0,3/0 20:06	DNP		0-0,1/-1 16:36	0-0,0/-2 17:51	0-0,1/-1 15:56
Feb 4	@ NYR	MIN	0-0,2/-2 20:40	0-0,0/0 07:00		0-0,3/0 21:19	0-0,3/-1 16:32	1-0,1/0 16:29
Feb 7	Vs PHI	0-0,0/-3 09:56	0-0,2/0 19:19	DNP		1-3,4/0 21:02	0-0,1/-1 21:13	0-0,2/0 16:49
Feb 14	@ PIT	MIN	0-0,2/-2 14:16	DNP		0-0,2/-2 20:50	DNP	0-0,0/-2 09:37
Feb 16	@ PIT	MIN	0-1,0/0 18:54	DNP		0-0,1/0 16:02	DNP	0-0,2/0 11:43
Feb 18	Vs BUF	MIN	0-0,0/2 19:16	DNP		1-0(W),1/1 15:53	DNP	0-0,1/0 15:32
Feb 20	Vs NYR	MIN	0-0,1/-1 16:41	DNP		0-0,0/-2 17:06	DNP	0-0,0/1 11:12
Feb 21	Vs NJD	MIN	0-0,5/-1 18:29	DNP		0-0,0/0 16:43	DNP	0-0,4/-1 15:35
Feb 23	Vs PIT	MIN	0-1,0/1 18:34	DNP		0-0,1/0 15:30	DNP	0-0,1/-1 12:43
Feb 25	Vs PIT	MIN	0-0,1/3 18:22	DNP		1-0(W),1/1 18:09	DNP	1-0,4/1 12:18
Feb 27	@ NJD	MIN	0-0,1/2 19:35	DNP		0-1,3/0 19:14	DNP	0-2,1/1 13:36
Feb 28	@ NJD	MIN	0-0,0/0 18:29	DNP		0-2,2/2 14:46	DNP	0-0,2/0 16:48
Mar 3	@ BOS	MIN	0-0,0/1 16:59	DNP		0-0,2/0 16:10	DNP	0-0,1/0 09:53
Mar 5	@ BOS	MIN	0-0,1/-1 17:03	DNP		0-0,1/0 10:56	DNP	0-0,2/-1 09:34
Mar 7	@ PHI	MIN	0-1,3/2 20:10	DNP		DNP	DNP	0-0,3/0 14:26
Mar 9	Vs NJD	MIN	0-0,0/-1 17:08	DNP		DNP	DNP	0-0,1/0 12:23
Mar 11	@ PHI	MIN	0-1,0/1 17:23	0-0,0/0 00:28		DNP	DNP	0-0,0/1 11:50
Mar 13	@ PHI	MIN	0-0,0/-1 20:13	DNP		DNP	DNP	1-1,1/3 16:58
Mar 15	@ BUF	MIN	0-0,1/1 18:51	DNP		DNP	0-0,1/0 07:00	0-1,1/1 15:22
Mar 16	Vs NYI	MIN	0-0,0/1 17:53	DNP		DNP	0-0,0/0 00:51	0-0,0/0 14:54
Mar 19	Vs NYR	MIN	0-1,1/1 17:38	DNP		DNP	DND	0-0,1/0 16:17
Mar 20	Vs NYR	MIN	0-0,1/-1 13:44	DNP		0-1,0/0 16:33	DNP	0-0,1/0 15:58
Mar 25	Vs NJD	MIN	0-0,2/-1 18:41	DNP		0-0,0/1 17:15	DNP	0-0,0/-1 15:28
Mar 26	Vs NJD	MIN	0-0,2/2 17:34	DNP		0-2,0/2 15:34	DNP	0-0,3/0 17:08
Mar 28	Vs NYR	MIN	0-0,0/1 18:25	DNP		2-0,2/1 19:58	DNP	0-1,3/1 15:20
Mar 30	@ NYR	MIN	0-0,1/-1 15:45	DNP		0-0,2/-2 19:05	DNP	0-0,0/0 13:29
Apr 1	@ NYI	MIN	0-0,0/-2 18:32	DNP		0-1,4/-3 17:10	DNP	0-0,1/-2 11:45
Apr 2	@ NJD	MIN	0-0,0/0 16:38	DNP		0-0,3/0 16:02	DNP	0-0,2/0 16:21
Apr 4	@ NJD	MIN	0-0,1/0 18:22	DNP		0-0,1/1 19:29	DNP	1-0,1/1 13:35
Apr 6	@ NYI	MIN	0-0,4/-1 13:39	DNP		0-0,4/0 17:29	DNP	0-0,1/0 09:30
Apr 8	Vs BOS	0-0,2/0 08:13	0-0,2/-1 16:00	DNP		0-0,5/0 18:00	DNP	0-0,0/0 10:45
Apr 9	@ BUF	DNP	0-0,1/0 17:50	DNP		0-0,1/0 15:36	DNP	0-0,2/-1 18:16
Apr 11	@ BOS	DNP	0-0,0/0 17:45	DNP		1-1,1/0 15:35	DNP	0-2,0/2 12:52
Apr 13	Vs PHI	MIN	0-0,0/0 18:41		1-1,6/0 14:59	1-1(W),2/0 14:53	DNP	1-0,2/1 14:17
Apr 15	Vs BUF	MIN	0-0,1/-1 15:55		1-0,1/-1 17:59	0-0,1/-2 16:35	DNP	0-0,1/0 11:16
Apr 17	@ PHI	MIN	0-0,1/-1 19:30		1-0,3/1 15:26	0-1,3/2 16:44	DNP	0-0,2/0 14:20
Apr 18	@ BOS	MIN	DNP		1-0,1/-1 18:07	0-0,1/-2 18:02	0-0,0/-1 14:50	0-0,1/-1 11:57
Apr 22	@ NYI	MIN	0-0,1/0 17:50		0-0,0/0 18:17	0-0,4/0 17:01	0-0,0/0 15:28	0-0,3/0 12:32
Apr 24	@ NYI	MIN	0-0,1/2 19:42		0-1,2/0 16:05	0-1,2/3 14:03	0-1,1/3 18:07	0-0,2/2 13:24
Apr 27	Vs NYI	MIN	0-0,0/0 19:05		0-0,3/0 13:58	0-1,2/1 15:47	0-0,1/0 16:47	0-0,2/0 15:11
Apr 29	Vs PIT	MIN	0-0,1/-3 15:48		0-0,3/-1 16:25	1-0,3/-1 18:04	0-0,0/0 21:00	0-0,4/0 11:11
May 1	Vs PIT	MIN	0-0,0/0 21:26		0-0,3/0 15:00	0-0,2/0 16:26	0-0,0/-1 19:32	0-0,0/-2 11:47
May 3	@ NYR	MIN	0-0,1/0 17:23		0-0,3/2 19:51	1-1,2/1 11:49	0-0,0/2 17:40	0-1,1/2 18:02
May 5	@ NYR	0-0,0/0 11:32	0-0,2/-1 14:45		0-0,5/0 21:32	0-0,0/0 02:36	0-1,2/0 20:55	0-1,1/2 12:31
May 7	Vs PHI	0-0,0/0 10:52	0-0,0/-1 15:27		0-1,2/-1 19:48	0-0,1/-2 13:43	0-0,1/0 21:30	0-0,1/-1 10:34
May 8	Vs PHI	MIN	0-0,4/-1 18:17		0-1,2/1 21:54	0-0,3/1 16:42	0-0,7/0 20:51	0-0,4/-1 15:55
May 11	Vs BOS	MIN	0-1,3/1 20:13		0-0,4/0 19:12	0-0,1/-1 13:02	0-0,3/-1 18:48	1-0,3/1 13:43

Goals-Assists-PIM/Rating

DND-Did Not Dress

INJ-Injured

SPD-Suspension

2020-21 GAME-BY-GAME STATISTICS

Date	Opp.	Pinho #64	Sheary #73	Carlson #74	Oshie #77	Kuznetsov #92
Jan 14	@ BUF		0-1,0/0 10:40	1-1,6/-2 23:43	1-2,3/1 19:29	0-0,0/0 16:29
Jan 15	@ BUF		0-0,0/0 08:52	0-0,1/-1 22:19	0-0,1/0 16:16	0-0,3/1 14:58
Jan 17	@ PIT		DNP	0-0,0/-1 25:59	0-0,2/-1 20:29	0-2,2/0 16:08
Jan 19	@ PIT		DNP	0-1,1/1 22:10	0-1,2/0 17:06	1-0,6/0 14:31
Jan 22	Vs BUF	0-0,1/-2 07:26	0-0,0/-2 09:52	0-1,6/2 28:37	0-1,2/0 17:45	DNP
Jan 24	Vs BUF	0-0,2/0 08:11	0-0,0/0 10:11	0-1,3/0 28:52	1-0,1/0 22:03	DNP
Jan 26	Vs NYI	MIN	0-0,2/0 14:40	1-1,5/-2 24:02	0-0,2/0 18:40	DNP
Jan 28	Vs NYI	MIN	2-0,2/1 09:07	1-1(W),2/1 25:38	0-1,2/1 15:34	DNP
Jan 30	Vs BOS	MIN	0-0,1/0 10:46	0-1,1/0 22:25	0-0,0/0 16:22	DNP
Feb 1	Vs BOS	MIN	0-0,0/-1 12:24	1-0,4/-1 23:56	0-0,0/-3 22:47	DNP
Feb 4	@ NYR	MIN	DNP	0-0,3/-2 23:42	0-0,1/-3 18:37	DNP
Feb 7	Vs PHI	MIN	0-0,0/0 10:32	0-0,2/-3 23:53	DNP	DNP
Feb 14	@ PIT	MIN	0-0,4/0 09:55	0-1,2/-1 27:20	0-0,5/-1 19:27	1-0,1/-1 18:24
Feb 16	@ PIT	MIN	1-0,2/2 12:56	0-0,3/1 25:42	0-1,2/0 20:10	0-0,4/0 18:45
Feb 18	Vs BUF	MIN	1-0,2/1 12:56	0-0,1/0 23:07	0-1,0/0 15:56	0-0,2/0 14:56
Feb 20	Vs NYR	MIN	0-0,1/-1 10:22	0-0,2/-2 25:16	0-0,1/-1 18:24	0-0,1/-1 18:19
Feb 21	Vs NJD	MIN	0-0,0/1 11:46	1-1,4/0 21:49	2-1,4/-1 17:12	0-1,2/1 12:48
Feb 23	Vs PIT	MIN	1-0,2/1 13:36	0-1,1/1 22:00	0-0,2/1 17:54	0-1,0/0 15:11
Feb 25	Vs PIT	MIN	0-0,1/0 16:18	0-2,2/-1 22:34	1-1,3/1 18:14	0-0,1/0 16:38
Feb 27	@ NJD	MIN	0-1,2/1 13:33	0-2,3/3 21:36	0-0,1/1 14:56	DNP
Feb 28	@ NJD	MIN	0-0,1/0 14:33	0-0,1/2 27:15	0-0,1/-1 15:38	DNP
Mar 3	@ BOS	MIN	0-0,0/-1 18:31	0-0,3/-1 27:01	0-0,2/1 16:56	0-0,2/-1 20:52
Mar 5	@ BOS	MIN	0-0,2/-2 19:56	0-0,2/-3 21:16	0-1,2/-1 16:27	0-0,2/-2 18:17
Mar 7	@ PHI	MIN	0-0,2/0 13:01	0-1,2/1 21:21	0-2,1/1 14:55	0-0,1/1 13:03
Mar 9	Vs NJD	MIN	0-0,2/-1 11:59	0-1,5/0 23:22	1-0,3/-2 20:20	0-2,2/2 12:52
Mar 11	@ PHI	MIN	1-0,1/0 13:48	1-0,5/3 21:48	0-0,2/0 22:32	0-1,1/1 17:41
Mar 13	@ PHI	MIN	0-0,0/0 11:38	0-2,2/1 23:06	0-0,2/-1 22:38	0-1,1/-1 15:52
Mar 15	@ BUF	MIN	0-2,0/3 12:45	0-0,1/0 19:51	0-1,5/1 18:30	1-0(W),3/2 18:59
Mar 16	Vs NYI	MIN	0-0,2/0 16:08	0-1,3/0 21:50	1-0,2/1 20:14	0-1,3/1 18:33
Mar 19	Vs NYR	MIN	0-0,2/0 14:09	0-1,1/1 23:24	0-0,1/0 20:15	0-1,1/2 19:49
Mar 20	Vs NYR	MIN	0-0,1/0 10:26	1-0,5/-1 27:38	0-0,0/-1 18:10	0-0,0/-2 18:07
Mar 25	Vs NJD	MIN	0-0,1/0 12:44	0-1,2/1 22:59	0-0,3/1 15:43	2-0(W),3/2 19:30
Mar 26	Vs NJD	MIN	1-1,3/2 11:32	0-0,1/0 22:12	0-1,1/1 14:50	0-2,4/2 17:20
Mar 28	Vs NYR	MIN	0-0,0/0 16:05	0-0,3/0 22:52	1-2(W),3/1 16:54	1-0,2/2 15:00
Mar 30	@ NYR	MIN	0-0,1/-1 15:39	0-1,1/-2 23:56	1-0,3/-1 17:31	0-0,4/-2 17:19
Apr 1	@ NYI	MIN	0-1,1/-2 16:31	2-0,2/-1 20:28	1-0,4/-1 17:31	0-0,0/-1 15:45
Apr 2	@ NJD	MIN	0-0,2/-1 17:04	1-0,2/0 23:04	0-0,2/2 17:55	0-0,2/0 12:43
Apr 4	@ NJD	MIN	1-0,2/1 13:07	0-0,2/0 23:36	1-0,1/1 14:42	1-1(W),2/0 13:09
Apr 6	@ NYI	MIN	0-0,4/0 16:19	0-0,1/0 25:22	0-0,1/0 18:52	0-0,2/-1 19:52
Apr 8	Vs BOS	MIN	0-0,1/-1 10:59	0-2,4/-1 28:38	1-1,1/-3 20:31	0-0,4/0 19:23
Apr 9	@ BUF	MIN	0-0,3/0 13:43	0-1,2/-1 23:17	0-1,0/2 13:02	0-0,2/0 15:14
Apr 11	@ BOS	MIN	2-0,3/1 15:22	0-0,4/1 22:19	2-1,3/2 20:12	0-1,3/1 18:33
Apr 13	Vs PHI	MIN	1-2,2/1 11:35	0-2,2/2 21:52	0-1,5/0 17:25	0-0,0/0 15:54
Apr 15	Vs BUF	MIN	0-0,1/-3 13:48	0-1,1/2 23:11	0-1,2/0 19:18	0-0,3/0 17:11
Apr 17	@ PHI	MIN	1-0,4/-1 11:42	0-4,3/1 22:01	1-2(W),1/3 17:30	1-2(W),1/3 17:30
Apr 18	@ BOS	MIN	0-0,1/0 10:37	0-0,2/-5 25:50	2-0,3/-2 19:47	0-1,1/-4 17:20
Apr 22	@ NYI	MIN	0-0,5/0 14:08	0-0,1/0 27:41	0-0,2/0 19:54	0-0,1/0 17:36
Apr 24	@ NYI	MIN	0-0,0/-1 17:30	0-0,1/0 20:41	1-0,2/0 16:21	1-2,1/2 13:26
Apr 27	Vs NYI	MIN	0-0,3/0 13:41	0-0,2/1 22:50	0-0,2/0 14:59	0-0,1/1 14:21
Apr 29	Vs PIT	MIN	0-0,0/0 14:25	DNP	1-0,4/1 21:59	0-1,3/-1 16:01
May 1	Vs PIT	MIN	0-0,2/0 14:58	DNP	0-0,1/-1 17:37	0-0,1/0 15:08
May 3	@ NYR	MIN	1-0,5/0 18:00	0-1,3/2 25:00	DNP	DNP
May 5	@ NYR	MIN	0-0,3/-1 19:57	0-1,3/1 23:07	3-0,7/0 22:06	DNP
May 7	Vs PHI	MIN	0-0,4/0 15:21	0-0,4/-2 23:12	1-0,1/0 16:05	DNP
May 8	Vs PHI	MIN	1-0(W),4/2 20:38	DNP	0-0,0/0 12:29	DNP
May 11	Vs BOS	MIN	0-0,1/1 15:53	DNP	DNP	DNP

Goals-Assists-PIM/Rating

DND-Did Not Dress

INJ-Injured

SPD-Suspension

2020-21 CRAIG ANDERSON GAME-BY-GAME STATISTICS

Date	Opp.	GP	GS	W	L	OT	SA	GA	SV	SO	MIN
Feb. 7	vs PHI	--	0	1	0	0	8	2	.750	0	22:45
Feb 21	vs NJD	1	1	0	0	0	26	3	.885	0	60:00
Apr 15	vs BUF	--	--	--	--	0	8	0	1.000	0	24:44
May 8	vs PHI	1	1	0	0	0	29	1	.966	0	61:15

2020-21 ILYA SAMSONOV GAME-BY-GAME STATISTICS

Date	Opp.	GP	GS	W	L	OT	SA	GA	SV	SO	MIN
Jan 14	@ BUF	1	1	0	0	0	26	4	.846	0	60:00
Jan 17	@ PIT	1	--	--	--	1	27	3	.889	0	65:00
Feb 28	@ NJD	1	1	0	0	0	21	2	.905	0	60:00
Mar 5	@ BOS	--	--	--	--	0	7	1	.857	0	24:15
Mar 7	@ PHI	1	1	0	0	0	37	1	.973	0	60:00
Mar 11	@ PHI	1	1	0	0	0	33	3	.909	0	59:59
Mar 13	@ PHI	1	1	0	0	0	32	4	.875	0	60:00
Mar 16	vs NYI	1	1	0	0	0	22	1	.955	0	59:54
Mar 20	vs NYR	1	0	1	0	0	24	2	.917	0	58:24
Mar 26	vs NJD	1	1	0	0	0	24	0	1.000	1	59:40
Mar 28	vs NYR	1	1	0	0	0	20	4	.800	0	59:45
Apr 1	@ NYI	1	0	1	0	0	24	6	.750	0	43:34
Apr 4	@ NJD	1	1	0	0	0	39	4	.897	0	60:00
Apr 8	vs BOS	1	0	1	0	0	32	4	.875	0	57:45
Apr 13	vs PHI	1	1	0	0	0	30	1	.967	0	59:42
Apr 17	@ PHI	1	1	0	0	0	25	3	.880	0	60:00
Apr 22	@ NYI	1	1	0	0	0	26	0	1.000	1	64:51
Apr 24	@ NYI	1	1	0	0	0	24	3	.875	0	60:00
May 1	vs PIT	1	0	1	0	0	26	3	.885	0	60:00

2020-21 VITEK VANECEK GAME-BY-GAME STATISTICS

Date	Opp.	GP	GS	W	L	OT	SA	GA	SV	SO	MIN
Jan 15	@ BUF	1	1	0	0	0	31	1	.968	0	60:00
Jan 19	@ PIT	1	--	--	--	1	30	5	.833	0	61:11
Jan 22	vs BUF	1	1	0	0	0	27	3	.889	0	64:57
Jan 24	vs BUF	1	--	--	--	1	48	3	.938	0	65:00
Jan 26	vs NYI	1	1	0	0	0	34	2	.941	0	60:00
Jan 28	vs NYI	1	1	0	0	0	30	3	.900	0	60:00
Jan 30	vs BOS	1	1	0	0	0	43	3	.930	0	60:28
Feb 1	vs BOS	1	0	1	0	0	32	4	.875	0	58:36
Feb 4	@ NYR	1	0	1	0	0	30	3	.900	0	58:50
Feb 7	vs PHI	1	--	--	--	0	14	4	.714	0	36:36
Feb 14	@ PIT	1	0	1	0	0	36	4	.889	0	59:19
Feb 16	@ PIT	1	1	0	0	0	27	1	.963	0	60:00
Feb 18	vs BUF	1	1	0	0	0	23	1	.957	0	59:28
Feb 20	vs NYR	1	0	1	0	0	23	3	.870	0	58:36
Feb 23	vs PIT	1	--	--	--	1	37	3	.919	0	61:43
Feb 25	vs PIT	1	1	0	0	0	28	2	.929	0	59:55
Feb 27	@ NJD	1	1	0	0	0	24	2	.917	0	60:00
Mar 3	@ BOS	1	1	0	0	0	19	1	.947	0	64:39
Mar 5	@ BOS	1	0	1	0	0	18	4	.778	0	35:43
Mar 9	vs NJD	1	1	0	0	0	31	4	.871	0	61:04
Mar 15	@ BUF	1	1	0	0	0	23	0	1.000	1	60:00
Mar 19	vs NYR	1	1	0	0	0	33	1	.970	0	60:00
Mar 25	vs NJD	1	1	0	0	0	24	3	.875	0	60:00
Mar 30	@ NYR	1	0	1	0	0	26	4	.846	0	58:32
Apr 1	@ NYI	--	--	--	--	0	9	2	.778	0	16:26
Apr 2	@ NJD	1	1	0	0	0	23	1	.957	0	64:39
Apr 6	@ NYI	1	0	1	0	0	39	1	.974	0	58:12
Apr 9	@ BUF	1	1	0	0	0	33	3	.909	0	60:00
Apr 11	@ BOS	1	1	0	0	0	35	1	.971	0	60:00
Apr 15	vs BUF	1	0	1	0	0	21	4	.810	0	32:54
Apr 18	@ BOS	1	0	1	0	0	27	5	.815	0	59:25
Apr 27	vs NYI	1	1	0	0	0	18	0	1.000	1	59:47
Apr 29	vs PIT	1	--	--	--	1	35	5	.857	0	60:45
May 3	@ NYR	1	1	0	0	0	26	3	.885	0	60:00
May 5	@ NYR	1	1	0	0	0	21	2	.905	0	59:57
May 7	vs PHI	1	0	1	0	0	28	3	.893	0	58:47
May 11	vs BOS	1	1	0	0	0	25	1	.960	0	60:00

2020-21 GOALS & SHOTS BY PERIOD

			WSH GOALS				OPP GOALS				WSH SHOTS				OPP SHOTS				GOALS		SHOTS	
11	Jan. 14	BUF	2	2	2	0	1	1	2	0	14	9	5	0	8	9	9	0	6	4	28	26
2	Jan. 15	BUF	0	1	1	0	0	0	1	0	6	7	8	0	11	15	5	0	2	1	21	31
3	Jan. 17	PIT	2	1	0	0	1	2	0	0	12	3	7	1	8	11	6	2	3	3	23	27
4	Jan. 19	PIT	3	1	0	0	1	3	0	0	11	7	7	1	5	10	12	3	4	5	26	30
5	Jan. 22	BUF	1	2	0	0	1	2	0	0	11	10	7	4	7	14	6	0	3	3	32	27
6	Jan. 24	BUF	1	1	1	0	0	2	1	0	9	9	9	4	26	19	8	5	3	3	31	48
7	Jan. 26	NYI	1	1	1	0	1	1	0	0	17	9	11	0	11	14	9	0	3	2	37	34
8	Jan. 28	NYI	0	5	1	0	3	0	0	0	8	14	1	0	10	9	11	0	6	3	23	30
9	Jan. 30	BOS	1	2	0	1	0	1	2	0	7	10	5	1	19	15	9	0	4	3	23	43
10	Feb. 1	BOS	2	1	0	0	0	1	4	0	15	5	6	0	8	9	16	0	3	5	26	33
11	Feb. 4	NYR	0	1	1	0	1	1	2	0	8	14	11	0	15	8	8	0	2	4	33	31
12	Feb. 7	PHI	2	2	0	0	1	3	3	0	15	15	7	0	8	6	9	0	4	7	37	23
13	Feb. 14	PIT	1	2	0	0	2	2	2	0	9	14	8	0	10	11	17	0	3	6	31	38
14	Feb. 16	PIT	0	2	1	0	0	0	1	0	15	18	9	0	13	5	9	0	3	1	42	27
15	Feb. 18	BUF	1	1	1	0	0	0	1	0	6	11	4	0	6	11	6	0	3	1	21	23
16	Feb. 20	NYR	0	1	0	0	1	2	1	0	8	11	8	0	6	13	5	0	1	4	27	24
17	Feb. 21	NJD	0	1	3	0	1	1	1	0	11	15	15	0	10	5	11	0	4	3	41	26
18	Feb. 23	PIT	0	2	0	0	1	1	0	1	6	9	7	0	12	18	6	1	2	3	22	37
19	Feb. 25	PIT	1	0	4	0	0	0	2	0	12	14	9	0	11	11	6	0	5	2	35	28
20	Feb. 27	NJD	3	0	2	0	1	1	0	0	14	4	6	0	8	5	11	0	5	2	24	24
21	Feb. 28	NJD	1	2	0	0	1	1	0	0	13	9	1	0	7	10	4	0	3	2	23	21
22	Mar. 3	BOS	0	0	1	0	0	0	1	0	7	4	12	5	2	7	9	1	1	1	28	19
23	Mar. 5	BOS	0	0	1	0	1	3	1	0	12	8	12	0	8	10	7	0	1	5	32	25
24	Mar. 7	PHI	0	2	1	0	1	0	0	0	7	13	7	0	14	8	15	0	3	1	27	37
25	Mar. 9	NJD	1	3	0	1	0	1	3	0	11	13	5	1	9	6	16	0	5	4	30	31
26	Mar. 11	PHI	2	2	1	0	1	0	2	0	10	5	7	0	11	8	14	0	5	3	22	33
27	Mar. 13	PHI	2	2	1	0	0	2	2	0	9	7	7	0	8	15	9	0	5	4	23	32
28	Mar. 15	BUF	1	3	2	0	0	0	0	0	13	11	6	0	2	7	14	0	6	0	30	23
29	Mar. 16	NYI	0	2	1	0	0	0	1	0	7	7	8	0	11	4	7	0	3	1	22	22
30	Mar. 19	NYR	0	0	2	0	1	0	0	0	5	6	7	0	8	11	14	0	2	1	18	33
31	Mar. 20	NYR	0	0	1	0	1	0	2	0	10	7	12	0	7	8	10	0	1	3	29	25
32	Mar. 25	NJD	1	2	1	0	1	1	1	0	4	9	9	0	11	6	7	0	4	3	22	24
33	Mar. 26	NJD	2	0	2	0	0	0	0	0	9	5	17	0	8	11	5	0	4	0	31	24
34	Mar. 28	NYR	0	3	2	0	0	0	4	0	11	8	3	0	6	5	9	0	5	4	22	20
35	Mar. 30	NYR	2	0	0	0	1	0	4	0	12	10	10	0	10	6	11	0	2	5	32	27
36	Apr. 1	NYI	2	2	0	0	4	2	2	0	7	7	8	0	13	9	11	0	4	8	22	33
37	Apr. 2	NJD	0	1	0	1	0	1	0	0	9	15	13	3	5	8	7	3	2	1	40	23
38	Apr. 4	NJD	1	2	2	0	1	1	2	0	5	7	7	0	17	14	8	0	5	4	19	39
39	Apr. 6	NYI	0	0	0	0	0	0	1	0	7	12	10	0	12	7	20	0	0	1	29	39
40	Apr. 8	BOS	0	2	0	0	2	1	1	0	9	14	10	0	17	7	8	0	2	4	33	32
41	Apr. 9	BUF	2	1	1	0	1	1	1	1	7	15	11	0	9	12	12	0	4	3	33	33
42	Apr. 11	BOS	3	3	2	0	0	0	1	0	9	14	10	0	7	16	12	0	8	1	33	35
43	Apr. 13	PHI	4	1	1	0	1	0	0	0	19	7	6	0	9	6	15	0	6	1	32	30
44	Apr. 15	BUF	1	1	0	0	1	3	1	0	8	9	12	0	12	13	5	0	2	5	29	30
45	Apr. 17	PHI	1	3	2	0	1	1	1	0	11	19	11	0	6	10	9	0	6	3	41	25
46	Apr. 18	BOS	1	2	0	0	2	3	1	0	14	11	8	0	10	10	8	0	3	6	33	28
47	Apr. 22	NYI	0	0	0	0	0	0	0	0	4	14	9	1	15	7	3	1	0	0	28	26
48	Apr. 24	NYI	2	2	2	0	1	2	0	0	13	7	10	0	11	8	5	0	6	3	30	24
49	Apr. 27	NYI	1	0	0	0	0	0	0	0	10	13	10	0	7	5	5	0	1	0	33	18
50	Apr. 29	PIT	1	2	1	0	1	2	1	1	10	17	8	2	14	11	9	1	4	5	37	35
51	May 1	PIT	0	0	0	0	1	2	0	0	8	11	5	0	7	8	11	0	0	3	24	26
52	May 3	NYR	2	1	3	0	1	2	0	0	15	11	14	0	10	11	5	0	6	3	40	26
53	May 5	NYR	0	3	1	0	0	0	2	0	11	14	10	0	11	3	7	0	4	2	35	21
54	May 7	PHI	1	1	0	0	1	2	1	0	8	12	10	0	8	11	10	0	2	4	30	29
55	May 8	PHI	0	0	1	1	0	0	1	0	13	6	18	3	8	12	7	2	2	1	40	29
56	May 11	BOS	0	1	1	0	0	1	0	0	10	17	5	0	6	8	11	0	2	1	32	25
Totals			55	78	51	4	42	56	60	3	561	582	478	26	548	536	518	19	188	161	1647	1612

2020-21 Injuries & Illnesses

BY PLAYER

Evgeny Kuznetsov - 1/22-2/7, 2/27-2/28, 5/5-5/11 (14 games).....John Carlson - 4/29-5/1, 5/8-5/11 (4 games)
 T.J. Oshie - 2/7, 5/11 (2 games).....Alex Ovechkin - 1/22-1/28, 4/24-5/1, 5/5-5/8 (11 games)
 Nicklas Backstrom - 5/8 (1 game).....Justin Schultz - 1/30-2/7, 4/22-4/27, 5/3-5/7 (10 games)
 Daniel Sprong - 5/5 (1 game).....Zdeno Chara - 1/18 (1 game)
 Ilya Samsonov - 1/22-2/7, 4/15 (9 games).....Lars Eller - 1/28-2/4, 3/15-3/28 (11 games)
 Jakub Vrana - 2/7 (1 game).....Conor Sheary - 2/4 (1 game)
 Dmitry Orlov - 1/22-1/28 (4 games).....Tom Wilson - 1/24 - 1/26 (2 games)

Man Games Lost - 72

2020-21 Transactions

May 11, 2021: Recalled Philippe Maillet to the Active Roster, assigned Garrett Pilon to the Taxi Squad

May 10, 2021: Recalled Pheonix Copley, Martin Fehervary and Philippe Maillet to the Taxi Squad, re-assigned Michael Sgarbossa and Paul LaDue to Hershey

May 8, 2021: Recalled Garrett Pilon to the Active Roster, assigned Daniel Carr to the Taxi Squad

May 6, 2021: Recalled Daniel Carr to the Active Roster, recalled Zach Fucale to the Taxi Squad

May 3, 2021: Recalled Craig Anderson to the Active Roster, assigned Ilya Samsonov to the Taxi Squad

April 16, 2021: Assigned Craig Anderson to the Taxi Squad, assigned Zach Fucale to Hershey from the Taxi Squad

April 15, 2021: Recalled Bobby Nardella to Hershey, recalled Zach Fucale from Hershey to Taxi Squad, recalled Craig Anderson from Taxi Squad

April 14, 2021: Re-signed Conor Sheary to two-year contract

April 12, 2021: Acquired Michael Raffl in exchange for a 2021 fifth round pick

April 12, 2021: Acquired Anthony Mantha in exchange for Jakub Vrana, Richard Panik, a 2021 first round pick and a 2022 second round pick

April 11, 2021: Acquired a 2021 third round pick in exchange for Jonas Siegenthaler

April 8, 2021: Assigned Richard Panik to Taxi Squad, recalled Daniel Carr from Taxi Squad

April 7, 2021: Placed Richard Panik on waivers

April 5, 2021: Recalled Alexander Alexeyev to Hershey

March 28, 2021: Re-signed Zach Fucale

March 24, 2021: Assigned Brian Pinho and Philippe Maillet to Hershey from the Taxi Squad

March 23, 2021: Recalled Garrett Pilon and Michael Sgarbossa from Hershey to the Taxi Squad

March 21, 2021: Re-signed Trevor van Riemsdyk

March 18, 2021: Recalled Alaksei Protas to Hershey

Feb. 28, 2021: Recalled Ilya Samsonov to the Active Roster from the Taxi Squad, assigned Craig Anderson to the Taxi Squad

Feb. 27, 2021: Recalled Ilya Samsonov from Hershey to the Taxi Squad, re-assigned Pheonix Copley from the Taxi Squad to Hershey

Feb. 26, 2021: Assigned Ilya Samsonov to Hershey from the Taxi Squad

Feb. 25, 2021: Recalled Ilya Samsonov from Hershey to the Taxi Squad

Feb. 24, 2021: Assigned Ilya Samsonov to Hershey from the Taxi Squad

Feb. 23, 2021: Recalled Craig Anderson to the Active Roster from the Taxi Squad, assigned Ilya Samsonov to the Taxi Squad

Feb. 22, 2021: Recalled Ilya Samsonov to the Active Roster from the Taxi Squad, assigned Craig Anderson to the Taxi Squad

Feb. 20, 2021: Recalled Craig Anderson to the Active Roster from the Taxi Squad, assigned Ilya Samsonov to the Taxi Squad

Feb. 19, 2021: Recalled Ilya Samsonov to the Active Roster from the Taxi Squad, assigned Craig Anderson to the Taxi Squad, assigned Zach Fucale to Hershey from the Taxi Squad

Feb. 18, 2021: Recalled Craig Anderson to the Active Roster from the Taxi Squad, assigned Zach Fucale to the Taxi Squad, assigned Ilya Samsonov to the Taxi Squad from Hershey

Feb. 17, 2021: Recalled Zach Fucale to the Active Roster from the Taxi Squad, assigned Craig Anderson to the Taxi Squad

Feb. 16, 2021: Recalled Craig Anderson to the Active Roster from the Taxi Squad, assigned Zach Fucale to the Taxi Squad

Feb. 15, 2021: Recalled Zach Fucale from the Taxi Squad to the Active Roster, assigned Craig Anderson to the Taxi Squad

Feb. 14, 2021: Recalled Craig Anderson from the Taxi Squad to Active Roster, assigned Ilya Samsonov to Hershey

Feb. 13, 2021: Activated Ilya Samsonov, Evgeny Kuznetsov and Jakub Vrana from the Non-Roster, re-assigned Zach Fucale to the Taxi Squad from the Active Roster, recalled Pheonix Copley from Hershey to the Taxi Squad

Feb. 10, 2021: Re-assigned Martin Fehervary and Michael Sgarbossa from the Taxi Squad to Hershey

Feb. 9, 2021: Recalled Zach Fucale from the Taxi Squad to the Active Roster, assigned Daniel Carr and Craig Anderson to the Taxi Squad from the Active Roster

Feb. 8, 2021: Recalled Martin Fehervary from Hershey to the Taxi Squad, assigned Philippe Maillet from the Active Roster to Taxi Squad, re-assigned Pheonix Copley from the Taxi Squad to Hershey

Feb. 7, 2021: Non-rostered Jakub Vrana, recalled Philippe Maillet, Daniel Carr and Craig Anderson from the Taxi Squad to Active Roster, assigned Zach Fucale and Michael Sgarbossa from the Active Roster to Taxi Squad

Feb. 6, 2021: Recalled Pheonix Copley from Hershey to the Taxi Squad

Feb. 5, 2021: Assigned Martin Fehervary to Hershey from the Taxi Squad, re-assigned Craig Anderson from the Active Roster to the Taxi Squad, recalled Zach Fucale from the Taxi Squad to Active Roster

Feb. 4, 2021: Assigned Pheonix Copley from Hershey to the Taxi Squad

Jan. 30, 2021: Activated Alex Ovechkin, assigned Daniel Carr to the Taxi Squad, recalled Philippe Maillet from Hershey to the Taxi Squad, assigned Connor McMichael from the Taxi Squad to Hershey

Jan. 26, 2021: Recalled Daniel Carr and Michael Sgarbossa from the Taxi Squad to active roster, assigned Brian Pinho and Connor McMichael to Taxi Squad

Jan. 25, 2021: Recalled Michael Sgarbossa from Hershey to the Taxi Squad

Jan. 24, 2021: Recalled Connor McMichael from the Taxi Squad to Active Roster

Jan. 22, 2021: Recalled Brian Pinho from the Taxi Squad to the Active Roster

Jan. 21, 2021: Recalled Connor McMichael to the Taxi Squad, recalled Craig Anderson to the Active Roster, non-rostered Alex Ovechkin, Evgeny Kuznetsov and Ilya Samsonov

Jan. 14, 2021: Assigned Craig Anderson to the Taxi Squad

Jan. 14, 2021: Signed Craig Anderson

Jan. 12, 2021: Assigned Philippe Maillet, Michael Sgarbossa, Cameron Schilling, Paul LaDue, Lucas Johansen and Shane Gersich to Hershey

Jan. 12, 2021: Assigned Brian Pinho, Zach Fucale, Martin Fehervary, Pheonix Copley and Daniel Carr to the Taxi Squad



Boston Bruins

CLUB INFORMATION

Founded.....1924-25
Home Arena.....TD Garden (17,565)
Stanley Cups.....6 (most recent, 2011)
General Manager.....Don Sweeney
Head Coach.....Bruce Cassidy
Assistant Coaches.....Joe Sacco, Jay Pandolfo, Kevin Dean
Director of Communications and Content.....Brandon McNelis
2020-21 Record.....33-16-7 (73 points)
2020-21 Finish.....3rd, MassMutual East Division
2019-20 Playoffs.....E. Conference Second Round (def. by TB, 4-1)

TD Garden
 100 Legends Way
 Boston, MA 02114
 617.624.2327
 Fax: 617.523.7184
 @NHLBruins

2020-21 MEETINGS

Jan. 30: vs. BOS, OTW, 4-3
 Feb. 1: vs. BOS, L, 3-5
 March 3: at BOS, SOW, 2-1
 March 5: at BOS, L, 1-5
 April 8: vs. BOS, L, 2-4
 April 11: at BOS, W, 8-1
 April 18: at BOS, L, 3-6
 May 11: vs. BOS, W, 2-1



ALL-TIME SERIES HISTORY

YEAR	TOTALS								HOME								AWAY							
	GP	W	L	T	OT	PTS	GF	GA	GP	W	L	T	OT	PTS	GF	GA	GP	W	L	T	OT	PTS	GF	GA
74-75	5	0	4	1	-	1	10	41	2	0	1	1	-	1	3	11	3	0	3	0	-	0	7	30
75-76	5	0	4	1	-	1	14	20	3	0	2	1	-	1	9	13	2	0	2	0	-	0	5	7
76-77	5	0	4	1	-	1	12	20	2	0	2	0	-	0	3	7	3	0	2	1	-	1	9	13
77-78	5	0	4	1	-	1	10	25	3	0	2	1	-	1	9	15	2	0	2	0	-	0	1	10
78-79	4	0	3	1	-	1	10	20	2	0	1	1	-	1	6	9	2	0	2	0	-	0	4	11
79-80	4	1	2	1	-	3	13	15	2	1	1	0	-	2	8	9	2	0	1	1	-	1	5	6
80-81	4	1	2	1	-	3	9	18	2	0	1	1	-	1	3	9	2	1	1	0	-	2	6	9
81-82	3	0	3	0	-	0	8	16	1	0	1	0	-	0	4	7	2	0	2	0	-	0	4	9
82-83	3	3	0	0	-	6	12	8	2	2	0	0	-	4	10	7	1	1	0	0	-	2	2	1
83-84	3	1	2	0	-	2	5	9	1	0	1	0	-	0	1	4	2	1	1	0	-	2	4	5
84-85	3	2	1	0	-	4	12	8	2	1	1	0	-	2	7	4	1	1	0	0	-	2	5	4
85-86	3	2	0	1	-	5	10	6	1	1	0	0	-	2	6	3	2	1	0	1	-	3	4	3
86-87	3	1	1	1	-	3	8	8	2	1	0	1	-	3	6	5	1	0	1	0	-	0	2	3
87-88	3	2	1	0	-	4	10	5	1	1	0	0	-	2	4	1	2	1	1	0	-	2	6	4
88-89	3	1	1	1	-	3	11	7	2	0	1	1	-	1	4	5	1	1	0	0	-	2	7	2
89-90	3	1	2	0	-	2	13	13	1	0	1	0	-	0	3	5	2	1	1	0	-	2	10	8
90-91	3	1	1	1	-	3	11	11	2	0	1	1	-	1	6	8	1	1	0	0	-	2	5	3
91-92	3	1	1	1	-	3	12	12	2	1	1	0	-	2	7	7	1	0	0	1	-	1	5	5
92-93	3	1	2	0	-	2	13	11	1	1	0	0	-	2	6	2	2	0	2	0	-	0	7	9
93-94	4	0	4	0	-	0	10	23	2	0	2	0	-	0	5	9	2	0	2	0	-	0	5	14
94-95	3	2	0	1	-	5	6	3	1	1	0	0	-	2	2	1	2	1	0	1	-	3	4	2
95-96	4	2	2	0	-	4	11	11	2	0	2	0	-	0	5	9	2	2	0	0	-	4	6	2
96-97	4	1	1	2	-	4	11	11	2	0	0	2	-	2	5	5	2	1	1	0	-	2	6	6
97-98	4	1	2	1	-	3	5	7	2	1	1	0	-	2	4	4	2	0	1	1	-	1	1	3
98-99	4	1	3	0	-	2	13	14	2	1	1	0	-	2	6	5	2	0	2	0	-	0	7	9
99-00	4	1	1	2	0	4	7	7	2	0	1	1	0	1	2	5	2	1	0	1	0	3	5	2
00-01	4	2	1	1	0	5	7	7	2	1	0	1	0	3	4	3	2	1	1	0	0	2	3	4
01-02	4	2	2	0	0	4	7	12	2	2	0	0	0	4	3	1	2	0	2	0	0	0	4	11
02-03	4	1	1	1	1	4	14	18	2	1	1	0	0	2	7	10	2	0	0	1	1	2	7	8
03-04	4	1	2	1	0	3	12	14	2	1	1	0	0	2	7	8	2	0	1	1	0	1	5	6
04-05	4	1	2	-	1	3	9	11	2	0	1	-	1	1	5	7	2	1	1	-	0	2	4	4
05-06	4	0	0	-	4	4	9	10	2	0	0	-	2	2	4	4	2	0	0	-	2	2	5	6
06-07	4	2	2	-	0	4	12	7	2	2	0	-	0	4	11	3	2	0	2	-	0	0	1	4
07-08	4	3	0	-	1	7	11	8	2	2	0	-	0	4	5	2	2	1	0	-	1	3	6	6
08-09	4	3	0	-	1	7	14	7	2	1	0	-	1	3	6	5	2	2	0	-	0	4	8	2
09-10	4	1	3	-	0	2	9	13	2	1	1	-	0	2	6	6	2	0	2	-	0	0	3	7
10-11	4	3	1	-	0	6	12	12	2	1	1	-	0	2	6	7	2	2	0	-	0	4	6	5
11-12	3	2	1	-	0	4	8	9	2	2	0	-	0	4	7	5	1	0	1	-	0	0	1	4
12-13	3	1	2	-	0	2	6	9	1	0	1	-	0	0	2	4	2	1	1	-	0	2	4	5
13-14	3	3	0	-	0	6	9	0	2	2	0	-	0	4	5	0	1	1	0	-	0	2	4	0
14-15	3	3	0	-	0	6	9	4	1	1	0	-	0	2	4	1	2	2	0	-	0	4	5	3
15-16	3	3	0	-	0	6	12	7	2	2	0	-	0	4	9	6	1	1	0	-	0	2	3	1
16-17	3	3	0	-	0	6	11	8	1	1	0	-	0	2	3	3	2	2	0	-	0	4	8	5
17-18	3	2	1	-	0	4	11	3	2	1	1	-	0	2	7	1	1	1	0	-	0	2	4	2
18-19	3	2	1	-	0	4	8	11	1	1	0	-	0	2	3	2	2	1	1	-	0	2	5	9
19-20	8	4	4	-	0	8	24	26	4	2	2	-	0	4	11	13	4	2	2	-	0	4	13	13
Totals	171	68	74	21	8	157	480	545	85	36	33	12	4	88	249	260	86	32	41	9	4	77	231	285

SERIES INFORMATION

All-Time Series (W-L-T-OT)
 Current Streak
 Last Washington Win
 Last Boston Win
 Last Tie
 Last Overtime Game
 Overtime Record
 Last 10 Games (W-L-OT)
 Longest Unbeaten Streak
 Longest Winning Streak
 Longest Winless Streak
 Longest Losing Streak
 Washington Shutouts (Last)
 Boston Shutouts (Last)
 Last Washington Hat Trick
 Last Boston Hat Trick
 Most Washington Goals
 Most Boston Goals

Overall

WSH trails, 68-74-21-8
 1 BOS win (12/23/19)
 5/11/21
 4/18/21
 4/1/04 (3-3)
 11/16/19 (W, 3-2, SO)
 15-11-14
 5-5-0
 14 (10/11/14-1/10/19)
 14 (10/11/14-1/10/19)
 26 (11/7/74-11/15/79)
 6 (two times)
 9 (10/3/18)
 9 (2/3/19)
 M. Perreault (1/24/12)
 C. Neely (1/2/94)
 10 (3/3/08)
 12 (12/14/74)

at Washington

WSH leads, 36-33-12-4
 1 WSH win (12/11/19)
 5/11/21
 4/8/21
 1/20/03 (3-3)
 12/28/17 (W, 4-3, SO)
 8-4-7
 7-3-0
 7 (3/15/15-10/3/18)
 7 (3/15/15-10/3/18)
 13 (1/7/75-10/13/79)
 5 (12/29/03-2/6/07)
 4 (10/3/18)
 4 (2/3/19)
 M. Perreault (1/24/12)
 R. Middleton (12/23/81)
 10 (3/3/08)
 8 (3/4/75)

at Boston

WSH trails, 32-41-9-4
 1 BOS win (4/18/21)
 4/11/21
 4/18/21
 4/1/04 (3-3)
 11/16/19 (W, 3-2 SO)
 7-7-7
 7-3-0
 6 (10/11/14-1/10/19)
 6 (10/11/14-1/10/19)
 15 (11/7/74-12/7/80)
 6 (two times)
 5 (10/11/14)
 5 (3/6/14)
 C. Clark (3/15/07)
 C. Neely (1/2/94)
 8 (4/11/21)
 12 (12/14/74)

Boston Bruins

2020-21 WASHINGTON CAPITALS VS. BOSTON BRUINS

CAPITALS TIED SEASON SERIES, 4-4-0 • BOSTON 4-2-2

WASHINGTON	BRUINS	CAPITALS	ATTEND	GOALTENDERS	W. GOAL
JAN 30, 2021	3	4	0	VITEK VANECEK / TUUKKA RASK	ALEX OVECHKIN
FEB 1, 2021	5	3	0	JAROSLAV HALAK / VITEK VANECEK	BRANDON CARLO
APR 8, 2021	4	2	0	JEREMY SWAYMAN / ILYA SAMSONOV	BRAD MARCHAND
MAY 11, 2021	1	2	2,133	VITEK VANECEK / JEREMY SWAYMAN	MICHAEL RAFFL
BOSTON	BRUINS	CAPITALS	ATTEND	GOALTENDERS	W. GOAL
MAR 3, 2021	1	2	0	VITEK VANECEK / TUUKKA RASK	JAKUB VRANA
MAR 5, 2021	5	1	0	JAROSLAV HALAK / VITEK VANECEK	TRENT FREDERIC
APR 11, 2021	1	8	2,191	VITEK VANECEK / DAN VLADAR	LARS ELLER
APR 18, 2021	6	3	2,191	TUUKKA RASK / VITEK VANECEK	DAVID KREJCI

CAPITALS	GP	G	A	P	+/-	PIM	PPG	SH	GW	EN	S	%
NICKLAS BACKSTROM	8	1	8	9	-2	2	0	0	0	0	15	6.7
T.J. OSHIE	7	5	3	8	-6	4	3	0	0	0	11	45.4
LARS ELLER	6	3	1	4	2	0	0	0	1	0	13	23.1
ALEX OVECHKIN	8	2	2	4	-13	6	1	0	1	0	44	4.6
JAKUB VRANA	6	1	3	4	3	2	0	0	0	0	10	10.0
JOHN CARLSON	7	1	3	4	-10	0	1	0	0	0	20	5.0
TOM WILSON	8	1	2	3	-4	27	1	0	0	0	14	7.1
CARL HAGELIN	8	1	2	3	-1	2	0	0	0	0	12	8.3
GARNET HATHAWAY	8	0	3	3	1	30	0	0	0	0	4	0.0
CONOR SHEARY	8	2	0	2	-3	0	1	0	0	0	9	22.2
DANIEL SPRONG	5	1	1	2	1	2	0	0	0	0	6	16.7
RICHARD PANIK	4	1	1	2	-1	4	1	0	0	0	6	16.7
NIC DOWD	8	1	1	2	-1	2	0	0	0	0	8	12.5
ZDENO CHARA	7	1	1	2	1	0	0	0	0	0	10	10.0
JUSTIN SCHULTZ	6	0	2	2	1	2	0	0	0	0	4	0.0
NICK JENSEN	8	0	2	2	3	0	0	0	0	0	10	0.0
BRENDEN DILLON	8	0	2	2	-5	9	0	0	0	0	8	0.0
DMITRY ORLOV	7	0	2	2	0	2	0	0	0	0	8	0.0
EVGENY KUZNETSOV	5	0	2	2	-6	2	0	0	0	0	12	0.0
MICHAEL RAFFL	9	1	0	1	-4	0	0	0	1	0	12	8.3
ANTHONY MANTHA	2	1	0	1	-1	2	1	0	0	0	5	20.0
TREVOR VAN RIEMSDYK	4	1	0	1	-2	0	0	0	0	0	4	25.0
PHILIPPE MAILLET	1	0	0	0	-1	0	0	0	0	0	0	0.0
MICHAEL SGARBOSSA	2	0	0	0	0	0	0	0	0	0	1	0.0
DANIEL CARR	1	0	0	0	0	2	0	0	0	0	2	0.0
JONAS SIEGENTHALER	1	0	0	0	-1	0	0	0	0	0	0	0.0

GOALTENDERS	GP	MIN	GA	GAA	SO	W	L	OT	SA	SV%
VITEK VANECEK	7	399	19	2.86	0	4	3	0	199	.905
ILYA SAMSONOV	2	82	5	3.66	0	0	1	0	39	.872

POWER PLAY:	9 - 30 (30%)
PENALTY KILLING:	21 - 24 (87.5%)

BRUINS	GP	G	A	P	+/-	PIM	PPG	SH	GW	EN	S	%
BRAD MARCHAND	7	7	6	13	12	4	0	1	1	2	20	35.0
PATRICE BERGERON	7	3	6	9	12	0	0	1	0	0	19	15.8
DAVID PASTRNAK	7	3	5	8	7	2	0	0	0	0	21	14.3
CRAIG SMITH	7	3	4	7	3	2	2	0	0	0	13	23.1
DAVID KREJCI	7	2	3	5	1	6	0	0	1	0	17	11.8
CHARLIE MCAVOY	5	1	4	5	9	2	0	0	0	0	7	14.3
TAYLOR HALL	7	1	3	4	0	2	1	0	0	0	19	5.3
NICK RITCHIE	8	2	1	3	0	7	1	0	0	0	18	11.1
JAKE DEBRUSK	6	0	3	3	1	0	0	0	0	0	12	0.0
CURTIS LAZAR	8	1	1	2	-1	2	0	0	0	0	6	16.7
BRANDON CARLO	4	1	1	2	2	0	0	0	1	0	5	20.0
JEREMY LAUZON	5	1	1	2	4	4	0	0	0	0	6	16.7
ANDERS BJORK	5	1	1	2	2	0	0	0	0	0	3	33.3
CHARLIE COYLE	6	0	2	2	-1	6	0	0	0	0	11	0.0
JAKUB ZBORIL	7	0	2	2	-2	6	0	0	0	0	5	0.0
TRENT FREDERIC	5	1	0	1	-1	34	0	0	1	0	7	14.3
ANTON BLIDH	3	1	0	1	-2	4	0	0	0	0	5	20.0
CHRIS WAGNER	8	0	1	1	0	7	0	0	0	0	12	0.0
MATT GRZELCYK	3	0	1	1	4	0	0	0	0	0	4	0.0
SEAN KURALY	6	0	1	1	-1	2	0	0	0	0	11	0.0
CONNOR CLIFTON	8	0	1	1	6	10	0	0	0	0	9	0.0
JARRED TINORDI	5	0	1	1	-1	7	0	0	0	0	6	0.0
MIKE REILLY	1	0	0	0	1	2	0	0	0	0	2	0.0
GREG MCKEGG	1	0	0	0	-1	0	0	0	0	0	0	0.0
ZACH SENYSHYN	1	0	0	0	0	0	0	0	0	0	1	0.0
JACK STUDNICKA	3	0	0	0	0	0	0	0	0	0	7	0.0
STEVEN KAMPFER	4	0	0	0	-3	2	0	0	0	0	4	0.0
CAMERON HUGHES	1	0	0	0	-1	0	0	0	0	0	3	0.0
JACK AHCAN	2	0	0	0	-3	0	0	0	0	0	2	0.0
URHO VAAKANAINEN	1	0	0	0	-1	0	0	0	0	0	2	0.0
OSKAR STEEN	1	0	0	0	-1	0	0	0	0	0	1	0.0
KARSON KUHLMAN	5	0	0	0	-4	0	0	0	0	0	4	0.0
KEVAN MILLER	3	0	0	0	-1	2	0	0	0	0	1	0.0

GOALTENDERS	GP	MIN	GA	GAA	SO	W	L	OT	SA	SV%
JAROSLAV HALAK	2	119	4	2.01	0	2	0	0	58	.931
TUUKKA RASK	3	185	8	2.59	0	1	0	2	84	.905
JEREMY SWAYMAN	2	120	4	2.00	0	1	1	0	65	.938
DAN VLADAR	1	60	8	8.03	0	0	1	0	33	.758

POWER PLAY: 3 - 24 (12.5%)

PENALTY KILLING: 21 - 30 (70%)

Carolina Hurricanes

CLUB INFORMATION

Founded.....1972-73 (WHA), 1979-80 (Hartford- NHL), 1997-98 (Carolina)
Home Arena.....PNC Arena (18,680)
Stanley Cups.....1 (2006)
Owner/Governor.....Tom Dundon
President & General Manager.....Don Waddell
Head Coach.....Rod Brind'Amour
Assistant Coach.....Jeff Daniels, Dean Chynoweth
Vice President of Communications & Team Services.....Mike Sundheim
2020-21 Record.....36-12-8 (80 points)
2020-21 Finish.....1st, Discover Central Division
2019-20 Playoffs.....E. Conference First Round (def. by BOS 4-1)

PNC Arena
 1400 Edwards Mill Rd.
 Raleigh, NC 27607
 919.467.7825
 Fax: 919.462.0123
 @CanesNHL



2020-21 MEETINGS

Teams did not meet this season

ALL-TIME SERIES HISTORY

TOTALS										HOME										AWAY									
YEAR	GP	W	L	T	OT	PTS	GF	GA		GP	W	L	T	OT	PTS	GF	GA			GP	W	L	T	OT	PTS	GF	GA		
79-80	4	2	1	1	-	5	22	16		2	1	0	1	-	3	12	8			2	1	1	0	-	2	10	8		
80-81	4	3	1	0	-	6	19	13		2	1	1	0	-	2	6	7			2	2	0	0	-	4	13	6		
81-82	3	2	1	0	-	4	13	7		1	1	0	0	-	2	7	1			2	1	1	0	-	2	6	6		
82-83	3	2	0	1	-	5	15	10		2	2	0	0	-	4	11	6			1	0	0	1	-	1	4	4		
83-84	3	2	1	0	-	4	8	8		1	1	0	0	-	2	4	2			2	1	1	0	-	2	4	6		
84-85	3	1	2	0	-	2	4	7		2	1	1	0	-	2	4	5			1	0	1	0	-	0	0	2		
85-86	3	2	0	1	-	5	15	12		1	1	0	0	-	2	4	2			2	1	0	1	-	3	11	10		
86-87	3	1	2	0	-	2	9	9		2	0	2	0	-	0	3	8			1	1	0	0	-	2	6	1		
87-88	3	2	1	0	-	4	14	10		1	1	0	0	-	2	6	2			2	1	1	0	-	2	8	8		
88-89	3	3	0	0	-	6	12	4		2	2	0	0	-	4	4	2			1	1	0	0	-	2	8	2		
89-90	3	1	2	0	-	2	9	10		1	0	1	0	-	0	3	4			2	1	1	0	-	2	6	6		
90-91	3	0	3	0	-	0	6	10		2	0	2	0	-	0	4	6			1	0	1	0	-	0	2	4		
91-92	3	1	1	1	-	3	7	12		1	0	1	0	-	0	2	8			2	1	0	1	-	3	5	4		
92-93	4	3	1	0	-	6	18	13		2	2	0	0	-	4	9	5			2	1	1	0	-	2	9	8		
93-94	4	2	2	0	-	4	9	12		2	1	1	0	-	2	5	7			2	1	1	0	-	2	4	5		
94-95	4	2	1	1	-	5	15	8		2	1	1	0	-	2	9	7			2	1	0	1	-	3	6	1		
95-96	4	2	1	1	-	5	9	6		2	1	0	1	-	3	5	2			2	1	1	0	-	2	4	4		
96-97	4	2	1	1	-	5	9	8		2	2	0	0	-	4	8	5			2	0	1	1	-	1	1	3		
97-98	4	4	0	0	-	8	9	5		2	2	0	0	-	4	3	1			2	2	0	0	-	4	6	4		
98-99	5	2	2	1	-	5	11	11		2	1	1	0	-	2	6	4			3	1	1	1	-	3	5	7		
99-00	5	2	1	2	0	6	12	10		3	2	0	1	0	5	9	6			2	0	1	1	0	1	3	4		
00-01	5	2	1	1	1	6	15	11		2	1	1	0	0	2	7	3			3	1	0	1	1	4	8	8		
01-02	5	2	1	2	0	6	19	15		3	1	1	1	0	3	13	10			2	1	0	1	0	3	6	5		
02-03	5	4	1	0	0	8	14	8		2	2	0	0	0	4	7	3			3	2	1	0	0	4	7	5		
03-04	6	4	1	1	0	9	22	11		3	2	1	0	0	4	12	4			3	2	0	1	0	5	10	7		
05-06	8	3	3	-	2	8	26	28		4	1	2	-	1	3	11	13			4	2	1	-	1	5	15	15		
06-07	8	3	5	-	0	6	23	29		4	2	2	-	0	4	13	12			4	1	3	-	0	2	10	17		
07-08	8	4	4	-	0	8	20	22		4	3	1	-	0	6	12	5			4	1	3	-	0	2	8	17		
08-09	6	3	3	-	0	6	16	19		3	2	1	-	0	4	9	11			3	1	2	-	0	2	7	8		
09-10	6	3	1	-	2	8	19	20		3	2	1	-	0	4	11	12			3	1	0	-	2	4	8	8		
10-11	6	5	0	-	1	11	15	9		3	2	0	-	1	5	6	5			3	3	0	-	0	6	9	4		
11-12	6	3	2	-	1	7	14	17		3	2	0	-	1	5	9	8			3	1	2	-	0	2	5	9		
12-13	5	4	1	-	0	8	14	10		3	2	1	-	0	4	6	5			2	2	0	-	0	4	8	5		
13-14	5	2	2	-	1	5	15	15		3	0	2	-	1	1	6	11			2	2	0	-	0	4	9	4		
14-15	4	3	1	-	0	6	10	9		2	2	0	-	0	4	8	5			2	1	1	-	0	2	2	4		
15-16	4	3	1	-	0	6	10	7		2	2	0	-	0	4	6	2			2	1	1	-	0	2	4	5		
16-17	4	3	1	-	0	6	16	9		2	2	0	-	0	4	11	1			2	1	1	-	0	2	5	8		
17-18	4	2	2	-	0	4	11	14		2	0	2	-	0	0	2	7			2	2	0	-	0	4	9	7		
18-19	4	4	0	-	0	8	15	9		2	2	0	-	0	4	7	2			2	2	0	-	0	4	8	7		
19-20	4	2	1	-	1	5	12	12		2	1	0	-	1	3	4	3			2	1	1	-	0	2	8	9		
20-21										Teams did not meet in 2020-21																			
Totals	178	100	55	14	9	223	550	475		89	54	26	4	5	117	284	220			89	46	29	10	4	106	266	255		

SERIES INFORMATION

All-Time Series (W-L-T-OT)
 Current Streak
 Last Washington Win
 Last Carolina Win
 Last Tie
 Last Overtime Game
 Overtime Record
 Last 10 Games (W-L-OT)
 Longest Unbeaten Streak
 Longest Winning Streak
 Longest Winless Streak
 Longest Losing Streak
 Washington Shutouts (Last)
 Carolina Shutouts (Last)
 Last Washington Hat Trick
 Last Carolina Hat Trick
 Most Washington Goals
 Most Carolina Goals

Overall

WSH leads, 100-55-14-9
 2 WSH wins (1/3/20-1/13/20)
 1/13/20 (2-0)
 12/28/19 (4-6)
 2/12/04 (3-3)
 10/5/19 (L, 2-3 OT)
 10-7-19
 7-2-1
 6 (3/2/03-2/12/04)
 5 (three times)
 4 (two times)
 4 (3/2/90-3/12/91)
 12 (1/13/20)
 11 (2/27/15)
 A. Semin (10/7/06)
 J. Skinner (1/2/14)
 9 (3/8/80)
 8 (3/24/92)

at Washington

WSH leads, 54-26-4-5
 1 WSH win (1/3/20)
 1/3/20 (4-3)
 10/5/19 (2-3 OT)
 12/30/01 (5-5)
 10/5/19 (L, 2-3 OT)
 6-4-7
 7-2-1
 7 (4/21/95-4/19/98)
 5 (2/27/82-12/29/84)
 4 (3/2/90-3/24/92)
 4 (3/2/90-3/24/92)
 8 (2/7/17)
 3 (3/12/13)
 A. Semin (10/7/06)
 J. Skinner (1/2/14)
 9 (3/8/80)
 8 (3/24/92)

at Carolina

WSH leads, 46-29-10-4
 1 WSH wins(1/13/20)
 1/13/20 (2-0)
 12/28/19 (4-6)
 2/12/04 (3-3)
 12/14/18 (W, 6-5 SO)
 4-3-12
 7-3-0
 5 (3/14/13-12/4/14)
 5 (two times)
 5 (two times)
 5 (1/26/07-2/23/08)
 4 (1/13/20)
 8 (2/27/15)
 A. Ovechkin (12/14/18)
 J. Tlustý (4/2/13)
 8 (two times)
 7 (10/12/05)

Colorado Avalanche

CLUB INFORMATION

Founded..... 1972-73 (WHA), 1979-80 (NHL), 1995-96 (Colorado)
Home Arena..... Ball Arena (17,809)
Stanley Cups..... 2 (most recent, 2001)
President & Governor..... Josh Kroenke
Executive Vice President, General Manager & Alt. Governor..... Joe Sakic
Head Coach..... Jared Bednar
Assistant Coaches..... Ray Bennett, Nolan Pratt
Sr. Vice President, Communications & Team Services..... Jean Martineau
2020-21 Record..... 39-13-4 (82 points)
2020-21 Finish..... 1st, Honda West Division
2019-20 Playoffs..... W. Conference Second Round (def. by DAL 4-3)

Ball Arena
 1000 Chopper Circle
 Denver, CO 80204
 303.405.1100
 Fax: 303.893.0614
 @Avalanche



2020-21 MEETINGS

Teams did not meet this season

ALL-TIME SERIES HISTORY

TOTALS										HOME										AWAY									
YEAR	GP	W	L	T	OT	PTS	GF	GA		GP	W	L	T	OT	PTS	GF	GA			GP	W	L	T	OT	PTS	GF	GA		
79-80	4	1	1	2	-	4	12	8		2	1	0	1	-	3	8	3			2	0	1	1	-	1	4	5		
80-81	4	0	4	0	-	0	17	30		2	0	2	0	-	0	11	17			2	0	2	0	-	0	6	13		
81-82	3	0	2	1	-	1	8	14		2	0	1	1	-	1	8	11			1	0	1	0	-	0	0	3		
82-83	3	1	1	1	-	3	15	13		1	0	1	0	-	0	4	5			2	1	0	1	-	3	11	8		
83-84	3	1	2	0	-	2	10	13		2	1	1	0	-	2	7	7			1	0	1	0	-	0	3	6		
84-85	3	2	1	0	-	4	16	8		1	0	1	0	-	0	3	5			2	2	0	0	-	4	13	3		
85-86	3	3	0	0	-	6	14	8		2	2	0	0	-	4	7	3			1	1	0	0	-	2	7	5		
86-87	3	0	2	1	-	1	8	12		1	0	1	0	-	0	1	4			2	0	1	1	-	1	7	8		
87-88	3	2	1	0	-	4	9	7		2	1	1	0	-	2	7	6			1	1	0	0	-	2	2	1		
88-89	3	2	0	1	-	5	12	6		1	1	0	0	-	2	4	1			2	1	0	1	-	3	8	5		
89-90	3	3	0	0	-	6	19	5		2	2	0	0	-	4	16	5			1	1	0	0	-	2	3	0		
90-91	3	2	1	0	-	4	12	8		1	1	0	0	-	2	5	3			2	1	1	0	-	2	7	5		
91-92	3	3	0	0	-	6	17	7		1	1	0	0	-	2	3	1			2	2	0	0	-	4	14	6		
92-93	3	2	0	1	-	5	14	8		2	1	0	1	-	3	8	4			1	1	0	0	-	2	6	4		
93-94	4	2	2	0	-	4	12	10		2	1	1	0	-	2	5	5			2	1	1	0	-	2	7	5		
94-95	4	2	2	0	-	4	13	15		2	2	0	0	-	4	10	6			2	0	2	0	-	0	3	9		
95-96	2	1	1	0	-	2	5	5		1	1	0	0	-	2	3	1			1	0	1	0	-	0	2	4		
96-97	2	1	1	0	-	2	6	4		1	1	0	0	-	2	6	3			1	0	1	0	-	0	0	1		
97-98	2	0	1	1	-	1	9	10		1	0	0	1	-	1	6	6			1	0	1	0	-	0	3	4		
98-99	2	0	2	0	-	0	3	6		1	0	1	0	-	0	2	3			1	0	1	0	-	0	1	3		
99-00	1	1	0	0	0	2	2	1		1	1	0	0	0	2	2	1			0	0	0	0	0	0	0	0		
00-01	2	1	0	0	1	3	6	5		1	0	0	0	1	1	3	4			1	1	0	0	0	2	3	1		
01-02	1	1	0	0	0	2	3	0		0	0	0	0	0	0	0	0			1	1	0	0	0	2	3	0		
02-03	2	1	0	1	0	3	4	3		1	1	0	0	0	2	2	1			1	0	0	1	0	1	2	2		
03-04	1	0	1	0	0	0	1	4		0	0	0	0	0	0	0	0			1	0	1	0	0	0	1	4		
05-06										Teams did not meet in 2005-06																			
06-07	1	1	0	-	0	2	5	3		0	0	0	-	0	0	0	0			1	1	0	-	0	2	5	3		
07-08	1	1	0	-	0	2	2	1		1	1	0	-	0	2	2	1			0	0	0	-	0	0	0	0		
08-09	1	0	1	-	0	0	1	4		1	0	1	-	0	0	1	4			0	0	0	-	0	0	0	0		
09-10	1	1	0	-	0	2	6	1		0	0	0	-	0	0	0	0			1	1	0	-	0	2	6	1		
10-11	1	0	1	-	0	0	2	3		1	0	1	-	0	0	2	3			0	0	0	-	0	0	0	0		
11-12	1	0	1	-	0	0	1	2		0	0	0	-	0	0	0	0			1	0	1	-	0	0	1	2		
12-13										Teams did not meet in 2012-13																			
13-14	2	0	2	-	0	0	2	9		1	0	1	-	0	0	1	5			1	0	1	-	0	0	1	4		
14-15	2	2	0	-	0	4	5	3		1	1	0	-	0	2	2	1			1	1	0	-	0	2	3	2		
15-16	2	2	0	-	0	4	11	5		1	1	0	-	0	2	7	3			1	1	0	-	0	2	4	2		
16-17	2	2	0	-	0	4	8	3		1	1	0	-	0	2	3	0			1	1	0	-	0	2	5	3		
17-18	2	1	1	-	0	2	7	8		1	1	0	-	0	2	5	2			1	0	1	-	0	0	2	6		
18-19	2	2	0	-	0	4	7	5		1	1	0	-	0	2	4	3			1	1	0	-	0	2	3	2		
19-20	2	1	1	-	0	2	6	8		1	0	1	-	0	0	3	6			1	1	0	-	0	2	3	2		
20-21										Teams did not meet in 2020-21																			
Totals	87	45	32	9	1	100	310	265		43	24	14	4	1	53	161	133			44	21	18	5	0	47	149	132		

SERIES INFORMATION

All-Time Series (W-L-T-OT)

Current Streak

Last Washington Win

Last Colorado Win

Last Tie

Last Overtime Game

Overtime Record

Last 10 Games (W-L-T-OT)

Longest Unbeaten Streak

Longest Winning Streak

Longest Winless Streak

Longest Losing Streak

Washington Shutouts (Last)

Colorado Shutouts (Last)

Last Washington Hat Trick

Last Colorado Hat Trick

Most Washington Goals

Most Colorado Goals

Overall

WSH leads, 45-32-9-1

1 WSH win (2/13/20)

2/13/20 (3-2)

10/14/19 (3-6)

12/16/03 (2-2)

2/7/19 (W, 4-3)

0-2-5

8-2-0

9 (12/22/87-11/6/90)

6 (11/20/14-3/29/17)

9 (1/20/80-2/7/82)

6 (11/18/80-1/5/82)

5 (3/29/17)

2 (10/28/96)

P. Bondra (3/6/97)

G. Landeskog (11/16/17)

12 (2/6/90)

11 (2/22/81)

at Washington

WSH leads, 24-14-4-1

1 COL win (10/14/19)

2/7/19 (4-3 OT)

10/14/19 (3-6)

11/18/97 (6-6)

2/7/19 (W, 4-3)

0-2-2

6-4-0

9 (3/4/88-11/9/93)

6 (3/4/88-12/17/91)

7 (1/26/80-10/16/83)

3 (2/22/81-10/21/81)

1 (11/23/85)

None

P. Bondra (3/6/97)

C. Lemieux (11/18/97)

12 (2/6/90)

11 (2/22/81)

at Colorado

WSH leads, 21-18-5-0

2 WSH wins (11/16/18-2/13/20)

2/13/20 (3-2)

11/16/17 (2-6)

12/16/03 (2-2)

11/16/18 (W, 3-2)

0-0-3

7-3-0

5 (12/22/87-11/6/90)

3 (three times)

6 (1/24/95-3/26/99)

6 (1/24/95-3/26/99)

4 (3/29/17)

2 (10/28/96)

None

G. Landeskog (11/16/17)

10 (11/10/91)

7 (3/4/81)

Edmonton Oilers

CLUB INFORMATION

Founded 1972-73 (WHA), 1979-80 (NHL)
Home Arena Rogers Place (18,347)
Stanley Cups 5 (most recent, 1990)
General Manager and President of Hockey Operations Ken Holland
Head Coach Dave Tippett
Associate Coach Jim Playfair
Assistant Coaches Glen Gulutzan, Brian Wiseman
Sr. Vice President, Communications/Gov. Relations Tim Shipton
2020-21 Record 35-18-2 (72 points, as of May 15)
2020-21 Finish 2nd, Scotia North Division
2019-20 Playoffs W. Conference Qualifying Round (def. by CHI 3-1)

Rogers Place
 10220 104 Ave NW
 Edmonton, Alb. T5J 0H6
 780.414.5483
 @EdmontonOilers



2020-21 MEETINGS

Teams did not meet this season

ALL-TIME SERIES HISTORY

ALL TIME SERIES HISTORY																									
YEAR	TOTALS								HOME								AWAY								
	GP	W	L	T	OT	PTS	GF	GA	GP	W	L	T	OT	PTS	GF	GA	GP	W	L	T	OT	PTS	GF	GA	
79-80	4	1	3	0	-	2	13	22	2	0	2	0	-	0	5	10	2	1	1	0	-	2	8	12	
80-81	4	2	1	1	-	5	17	14	2	2	0	0	-	4	12	6	2	0	1	1	-	1	5	8	
81-82	3	0	2	1	-	1	10	15	2	0	1	1	-	1	7	10	1	0	1	0	-	0	3	5	
82-83	3	0	2	1	-	1	9	14	1	0	1	0	-	0	3	5	2	0	1	1	-	1	6	9	
83-84	3	1	2	0	-	2	16	20	2	1	1	0	-	2	13	9	1	0	1	0	-	0	3	11	
84-85	3	0	1	2	-	2	11	14	1	0	1	0	-	0	5	8	2	0	0	2	-	2	6	6	
85-86	3	3	0	0	-	6	15	8	2	2	0	0	-	4	10	6	1	1	0	0	-	2	5	2	
86-87	3	2	1	0	-	4	13	11	1	1	0	0	-	2	5	2	2	1	1	0	-	2	8	9	
87-88	3	2	1	0	-	4	8	5	2	2	0	0	-	4	6	2	1	0	1	0	-	0	2	3	
88-89	3	2	1	0	-	4	16	9	1	1	0	0	-	2	5	3	2	1	1	0	-	2	11	6	
89-90	3	1	2	0	-	2	11	13	2	0	2	0	-	0	7	10	1	1	0	0	-	2	4	3	
90-91	3	3	0	0	-	6	12	6	1	1	0	0	-	2	6	3	2	2	0	0	-	4	6	3	
91-92	2	2	0	0	-	4	12	7	1	1	0	0	-	2	6	2	1	1	0	0	-	2	6	5	
92-93	2	1	1	0	-	2	6	7	1	1	0	0	-	2	4	3	1	0	1	0	-	0	2	4	
93-94	2	1	0	1	-	3	5	4	1	0	0	1	-	1	2	2	1	1	0	0	-	2	3	2	
94-95	Teams did not meet in 1994-95																								
95-96	2	2	0	0	-	4	8	4	1	1	0	0	-	2	6	3	1	1	0	0	-	2	2	1	
96-97	2	0	2	0	-	0	2	7	1	0	1	0	-	0	1	3	1	0	1	0	-	0	1	4	
97-98	2	1	1	0	-	2	4	5	1	1	0	0	-	2	2	1	1	0	1	0	-	0	2	4	
98-99	2	1	1	0	-	2	6	11	1	1	0	0	-	2	4	3	1	0	1	0	-	0	2	8	
99-00	1	0	1	0	0	0	2	6	0	0	0	0	0	0	0	0	1	0	1	0	0	0	2	6	
00-01	1	1	0	0	0	2	4	0	1	1	0	0	0	2	4	0	0	0	0	0	0	0	0	0	
01-02	2	1	1	0	0	2	5	6	1	1	0	0	0	2	4	2	1	0	1	0	0	0	1	4	
02-03	1	0	1	0	0	0	3	5	0	0	0	0	0	0	0	0	1	0	1	0	0	0	3	5	
03-04	1	1	0	0	0	2	1	0	1	1	0	0	0	2	1	0	0	0	0	0	0	0	0	0	
05-06	Teams did not meet in 2005-06																								
06-07	1	0	1	-	0	0	0	4	0	0	0	-	0	0	0	0	1	0	1	-	0	0	0	4	
07-08	1	1	0	-	0	2	4	4	1	1	0	-	0	2	4	4	0	0	0	-	0	0	0	0	
08-09	1	0	1	-	0	0	2	5	1	0	1	-	0	0	2	5	0	0	0	-	0	0	0	0	
09-10	1	1	0	-	0	2	4	2	0	0	0	-	0	0	0	0	1	1	0	-	0	2	4	2	
10-11	1	1	0	-	0	2	5	0	1	1	0	-	0	2	5	0	0	0	0	-	0	0	0	0	
11-12	1	0	1	-	0	0	1	2	0	0	0	-	0	0	0	0	1	0	1	-	0	0	1	2	
12-13	Teams did not meet in 2012-13																								
13-14	2	2	0	-	0	4	8	3	1	1	0	-	0	2	4	2	1	1	0	-	0	2	4	1	
14-15	2	0	1	-	1	1	6	7	1	0	0	-	1	1	4	4	1	0	1	-	0	0	2	3	
15-16	2	2	0	-	0	4	8	4	1	1	0	-	0	2	1	0	1	1	0	-	0	2	7	4	
16-17	2	1	1	-	0	2	3	5	1	1	0	-	0	2	2	1	1	0	1	-	0	0	1	4	
17-18	2	2	0	-	0	4	6	3	1	1	0	-	0	2	1	1	1	1	0	-	0	2	5	2	
18-19	2	1	1	-	0	2	5	6	1	1	0	-	0	2	4	2	1	0	1	-	0	0	1	4	
19-20	1	0	0	-	1	1	3	4	0	0	0	-	0	0	0	0	1	0	0	-	1	1	3	4	
20-21	Teams did not meet in 2020-21																								
Totals	77	39	30	6	2	86	264	262	38	25	10	2	1	53	145	112	39	14	20	4	1	33	119	150	

SERIES INFORMATION

All-Time Series (W-L-T-OT)

Current Streak
 Last Washington Win
 Last Edmonton Win
 Last Tie
 Last Overtime Game
 Overtime Record
 Last 10 Games (W-L-T-OT)
 Longest Unbeaten Streak
 Longest Winning Streak
 Longest Winless Streak
 Longest Losing Streak
 Washington Shutouts (Last)
 Edmonton Shutouts (Last)
 Last Washington Hat Trick
 Last Edmonton Hat Trick
 Most Washington Goals
 Most Edmonton Goals

Overall

WSH leads, 39-30-6-2
 1 EDM win (10/24/19)
 11/5/18 (4-2)
 10/24/19 (3-4 OT)
 2/15/94 (2-2)
 10/24/19 (3-4 OT)
 3-3-5
 6-2-2
 6 (2/14/90-3/22/92)
 6 (2/14/90-3/22/92)
 8 (1/13/82-11/9/83)
 4 (2/23/83-11/9/83)
 6 (11/23/15)
 1 (10/28/06)
 E. Kuznetsov (10/23/15)
 E. Cole (1/13/09)
 9 (2/5/84)
 11 (11/2/83)

at Washington

WSH leads, 25-10-2-1
 4 WSH wins (11/23/15-11/5/18)
 11/12/17 (2-1 SO)
 1/20/15 (4-5)
 2/15/94 (2-2)
 11/12/17 (W, 2-1 SO)
 2-1-3
 8-1-1
 6 (two times)
 6 (two times)
 4 (1/13/82-11/9/83)
 3 (2/28/82-11/9/83)
 5 (11/23/15)
 None
 P. Bondra (3/10/02)
 E. Cole (1/13/09)
 9 (2/5/84)
 8 (11/9/84)

at Edmonton

WSH trails, 14-20-4-1
 2 EDM win (10/25/18-10/24/19)
 10/28/17 (5-2)
 10/24/19 (3-4 OT)
 10/24/84 (3-3)
 10/24/19 (3-4 OT)
 1-2-2
 4-5-1
 5 (2/17/89-10/23/91)
 5 (2/17/89-10/23/91)
 9 (2/15/80-2/23/85)
 7 (2/9/97-10/28/06)
 1 (10/28/90)
 1 (10/28/06)
 E. Kuznetsov (10/23/15)
 F. Pisani (3/22/03)
 8 (2/17/89)
 11 (11/2/83)

Florida Panthers

CLUB INFORMATION

Founded.....1993-94
Home Arena.....BB&T Center (19,250)
Stanley Cups.....None
President & CEO.....Matthew Caldwell
General Manager.....Bill Zito
Head Coach.....Joel Quenneville
Assistant Coaches.....Ulf Samuelsson, Andrew Brunette, Derek MacKenzie
Senior Director of Communications.....Adelyn Biedenbach
2020-21 Record.....37-14-5 (79 points)
2020-21 Finish.....2nd, Discover Central Division
2019-20 Playoffs.....E. Conference Qualifying Round (def. by NYI 3-1)

BB&T Center
 1 Panther Way
 Sunrise, FL 33323
 954.835.7000
 Fax: 954.835.7700
 @FlaPanthers



2020-21 MEETINGS
 Teams did not meet this season

ALL-TIME SERIES HISTORY

YEAR	TOTALS									HOME									AWAY									
	GP	W	L	T	OT	PTS	GF	GA		GP	W	L	T	OT	PTS	GF	GA		GP	W	L	T	OT	PTS	GF	GA		
93-94	5	2	2	1	-	5	13	15		2	1	0	1	-	3	7	5		3	1	2	0	-	2	6	10		
94-95	4	2	1	1	-	5	9	9		2	2	0	0	-	4	6	2		2	0	1	1	-	1	3	7		
95-96	5	1	3	1	-	3	16	18		3	0	3	0	-	0	9	12		2	1	0	1	-	3	7	6		
96-97	5	2	1	2	-	6	13	11		2	0	0	2	-	2	4	4		3	2	1	0	-	4	9	7		
97-98	6	3	3	0	-	6	20	19		3	2	1	0	-	4	9	9		3	1	2	0	-	2	11	10		
98-99	5	3	1	1	-	7	15	7		3	1	1	1	-	3	8	7		2	2	0	0	-	4	7	0		
99-00	5	3	2	0	0	6	14	11		2	2	0	0	0	4	7	4		3	1	2	0	0	2	7	7		
00-01	5	4	1	0	0	8	14	10		3	3	0	0	0	6	10	4		2	1	1	0	0	2	4	6		
01-02	5	3	2	0	0	6	12	13		2	1	1	0	0	2	5	5		3	2	1	0	0	4	7	8		
02-03	5	4	0	1	0	9	20	5		3	3	0	0	0	6	17	3		2	1	0	1	0	3	3	2		
03-04	6	1	2	2	1	5	11	13		3	0	1	1	1	2	4	6		3	1	1	1	0	3	7	7		
05-06	8	1	5	-	2	4	15	24		4	0	2	-	2	2	8	14		4	1	3	-	0	2	7	10		
06-07	8	3	3	-	2	8	24	28		4	2	1	-	1	5	12	11		4	1	2	-	1	3	12	17		
07-08	8	4	3	-	1	9	20	16		4	2	1	-	1	5	12	9		4	2	2	-	0	4	8	7		
08-09	6	3	3	-	0	6	19	21		3	1	2	-	0	2	8	12		3	2	1	-	0	4	11	9		
09-10	6	6	0	-	0	12	32	15		3	3	0	-	0	6	17	7		3	3	0	-	0	6	15	8		
10-11	6	3	2	-	1	7	14	14		3	2	1	-	0	4	8	7		3	1	1	-	1	3	6	7		
11-12	6	4	2	-	0	8	19	12		3	3	0	-	0	6	11	2		3	1	2	-	0	2	7	10		
12-13	4	4	0	-	0	8	22	9		2	2	0	-	0	4	12	1		2	2	0	-	0	4	10	8		
13-14	3	2	0	-	1	5	9	8		1	1	0	-	0	2	2	2		2	1	0	-	1	3	7	6		
14-15	3	2	0	-	1	5	6	5		2	2	0	-	0	4	5	4		1	0	0	-	1	1	1	1		
15-16	3	1	2	-	0	2	5	10		1	0	1	-	0	0	2	5		2	1	1	-	0	2	3	5		
16-17	3	2	1	-	0	4	8	6		2	1	1	-	0	2	4	4		1	1	0	-	0	2	4	2		
17-18	3	1	2	-	0	2	7	9		1	0	1	-	0	0	1	4		2	1	1	-	0	2	6	5		
18-19	3	0	1	-	2	2	12	15		0	0	0	-	2	2	9	10		1	0	1	-	0	0	3	5		
19-20	2	2	0	-	0	4	9	7		1	1	0	-	0	2	4	3		1	1	0	-	0	2	5	4		
20-21	Teams did not meet in 2020-21																											
Totals	128	66	42	9	11	152	378	330		64	35	17	5	7	82	201	156		64	31	25	4	4	70	177	174		

SERIES INFORMATION

All-Time Series (W-L-T-OT)

Current Streak
 Last Washington Win
 Last Florida Win
 Last Tie
 Last Overtime Game
 Overtime Record
 Last 10 Games (W-L-OT)
 Longest Unbeaten Streak
 Longest Winning Streak
 Longest Winless Streak
 Longest Losing Streak
 Washington Shutouts (Last)
 Florida Shutouts (Last)
 Last Washington Hat Trick
 Last Florida Hat Trick
 Most Washington Goals
 Most Florida Goals

Overall

WSH leads, 66-42-9-11
 2 WSH wins (11/7/19-11/27/19)
 11/27/19 (4-3)
 4/1/19 (5-3)
 2/21/04 (2-2)
 11/7/19 (W, 5-4 OT)
 8-4-9
 4-4-2
 8 (2/7/12-11/2/13)
 8 (2/7/12-11/2/13)
 8 (3/2/04-3/22/06)
 8 (3/2/04-3/22/06)
 10 (2/9/13)
 6 (4/9/17)
 A. Ovechkin (4/6/13)
 O. Jokinen (2/27/07)
 12 (1/11/03)
 7 (two times)

at Washington

WSH leads, 32-18-6-5
 1 WSH win (11/27/19)
 11/27/19 (4-3)
 2/9/19 (5-4)
 2/21/04 (2-2)
 10/19/18 (L, 6-5 SO)
 3-2-5
 5-3-2
 10 (1/8/11-1/4/15)
 10 (1/8/11-1/4/15)
 7 (11/22/03-3/18/06)
 5 (3/2/04-3/18/06)
 5 (2/9/13)
 5 (4/9/17)
 C. Clark (3/18/06)
 O. Jokinen (2/27/07)
 12 (1/11/03)
 6 (Two times)

at Florida

WSH leads, 31-25-4-4
 1 WSH win (11/7/19)
 11/7/19 (5-4 OT)
 4/1/19 (5-3)
 12/17/03 (2-2)
 11/7/19 (W, 5-4 OT)
 5-2-4
 5-3-2
 4 (1/12/02-12/17/03)
 4 (1/12/02-12/17/03)
 4 (1/13/07-11/15/07)
 4 (1/13/07-11/15/07)
 5 (3/17/09)
 1 (4/9/11)
 A. Ovechkin (4/6/13)
 S. Weiss (1/13/07)
 7 (3/16/10)
 7 (two times)

Minnesota Wild

CLUB INFORMATION

Founded.....2000-01
Home Arena.....Xcel Energy Center (17,954)
Stanley Cups.....None
General Manager.....Bill Guerin
Head Coach.....Dean Evason
Assistant Coaches.....Darby Hendrickson, Bob Woods, Brett McLean
Director of Media Relations.....Aaron Sickman
 2020-21 Record35-16-5 (75 points)
 2020-21 Finish3rd, Honda West Division
 2019-20 Playoffs.....W. Conference Qualifying Round (def. by VAN 3-1)

317 Washington Street
 St. Paul, MN 55102
 651.602.6000
 Fax: 651.222.1055
 @mnwild



2020-21 MEETINGS

Teams did not meet this season

ALL-TIME SERIES HISTORY

	TOTALS								HOME								AWAY							
YEAR	GP	W	L	T	OT	PTS	GF	GA	GP	W	L	T	OT	PTS	GF	GA	GP	W	L	T	OT	PTS	GF	GA
00-01	2	1	1	0	0	2	2	4	1	1	0	0	0	2	2	1	1	0	1	0	0	0	0	3
01-02	1	1	0	0	0	2	2	1	1	1	0	0	0	2	2	1	0	0	0	0	0	0	0	0
02-03	2	0	2	0	0	0	3	5	1	0	1	0	0	0	3	4	1	0	1	0	0	0	0	1
03-04	1	0	1	0	0	0	1	2	0	0	0	0	0	0	0	0	1	0	1	0	0	0	1	2
05-06	Teams did not meet in 2005-06																							
06-07	1	0	0	-	1	1	2	2	0	0	0	-	0	0	0	0	1	0	0	-	1	1	2	2
07-08	1	1	0	-	0	2	4	1	1	1	0	-	0	2	4	1	0	0	0	-	0	0	0	0
08-09	1	0	1	-	0	0	3	4	0	0	0	-	0	0	0	0	1	0	1	-	0	0	3	4
09-10	1	1	0	-	0	2	3	1	1	1	0	-	0	2	3	1	0	0	0	-	0	0	0	0
10-11	1	0	1	-	0	0	1	2	0	0	0	-	0	0	0	0	1	0	1	-	0	0	1	2
11-12	1	1	0	-	0	2	3	0	1	1	0	-	0	2	3	0	0	0	0	-	0	0	0	0
12-13	Teams did not meet in 2012-13																							
13-14	2	1	1	-	0	2	5	7	1	1	0	-	0	2	2	2	1	0	1	-	0	0	3	5
14-15	2	1	1	-	0	2	4	4	1	0	1	-	0	0	1	2	1	1	0	-	0	2	3	2
15-16	2	2	0	-	0	4	7	5	1	1	0	-	0	2	3	2	1	1	0	-	0	2	4	3
16-17	2	2	0	-	0	4	9	6	1	1	0	-	0	2	4	2	1	1	0	-	0	2	5	4
17-18	2	2	0	-	0	4	8	3	1	1	0	-	0	2	3	1	1	1	0	-	0	2	5	2
18-19	2	1	1	-	0	2	6	4	1	0	1	-	0	0	1	2	1	1	0	-	0	2	5	2
19-20	1	1	0	-	0	2	4	3	0	0	0	-	0	0	0	0	1	1	0	-	0	2	4	3
20-21	Teams did not meet in 2020-21																							
Totals	25	15	9	0	1	31	67	54	12	9	3	0	0	18	31	19	13	6	6	0	1	13	36	35

SERIES INFORMATION

	Overall	at Washington	at Minnesota
All-Time Series (W-L-T-OT)	WSH leads, 15-9-0-1	WSH leads, 9-3-0-0	WSH trails, 6-6-1-0
Current Streak	1 WSH win (3/1/20)	1 MIN wins (3/22/19)	6 WSH wins (3/19/15-3/1/20)
Last Washington Win	3/1/20 (4-3)	11/18/17 (3-1)	3/1/20 (4-3)
Last Minnesota Win	3/22/19 (2-1)	3/22/19 (2-1)	1/4/14 (5-3)
Last Tie	None	None	None
Last Overtime Game	3/28/17 (W, 5-4 OT)	11/7/13 (W, 3-2 SO)	3/28/17 (W, 5-4 OT)
Overtime Record	2-1-0	1-0-0	1-1-0
Last 10 Games (W-L-OT)	9-1-0	7-3-0	6-3-1
Longest Unbeaten Streak	7 (3/19/15-2/15/18)	4 (2/26/08-11/7/13)	3 (3/19/15-11/13/18)
Longest Winning Streak	7 (3/19/15-2/15/18)	4 (2/26/08-11/7/13)	6 (3/19/15-3/1/20)
Longest Winless Streak	4 (11/16/02-10/12/06)	1 (two times)	7 (1/10/01-1/4/14)
Longest Losing Streak	4 (11/16/02-10/12/06)	1 (two times)	7 (1/10/01-1/4/14)
Washington Shutouts (Last)	None	None	None
Minnesota Shutouts (Last)	2 (11/16/02)	None	2 (11/16/02)
Last Washington Hat Trick	A. Ovechkin (3/28/17)	None	A. Ovechkin (3/28/17)
Last Minnesota Hat Trick	R. Suter (1/4/14)	None	R. Suter (1/4/14)
Most Washington Goals	5 (2/15/18)	4 (2/26/08)	5 (2/15/18)
Most Minnesota Goals	5 (1/4/14)	4 (11/21/03)	5 (1/4/14)

Montreal Canadiens

CLUB INFORMATION

Founded..... 1909-10, 1917-18 (NHL)
Home Arena..... Bell Centre (21,302)
Stanley Cups..... 24 (most recent, 1993)
Executive Vice President & General Manager..... Marc Bergevin
Interim Head Coach..... Dominique Ducharme
Assistant Coaches..... Alex Burrows, Luke Richardson
Senior Vice President, Public Affairs and Communications..... Paul Wilson
2020-21 Record..... 24-21-11 (59 points)
2020-21 Finish..... 4th, Scotia North Division
2019-20 Playoffs..... E. Conference First Round (def. by PHI 4-2)

Bell Centre
 1909, avenue des Canadiens-de-
 Montréal
 Montréal, Qué. H3B 5E8
 514.932.2582
 Fax: 514.932.8285
 @CanadiensMTL



2020-21 MEETINGS

Teams did not meet this season

ALL-TIME SERIES HISTORY

YEAR	TOTALS						HOME						AWAY					
	GP	W	L	T	OT	PTS	GP	W	L	T	OT	PTS	GP	W	L	T	OT	PTS
74-75	6	0	6	0	-	0	3	0	3	0	-	0	3	0	3	0	-	0
75-76	6	0	6	0	-	0	3	0	3	0	-	0	3	0	3	0	-	0
76-77	6	0	6	0	-	0	3	0	3	0	-	0	3	0	3	0	-	0
77-78	6	0	5	1	-	1	3	0	2	1	-	1	3	0	3	0	-	0
78-79	8	0	7	1	-	1	4	0	3	1	-	1	4	0	4	0	-	0
79-80	4	1	2	1	-	3	2	1	0	1	-	3	2	0	2	0	-	0
80-81	4	0	2	2	-	2	2	0	0	2	-	2	2	0	2	0	-	0
81-82	3	2	1	0	-	4	2	2	0	0	-	4	2	0	1	0	-	0
82-83	3	0	1	2	-	2	1	0	0	1	-	1	3	0	1	1	-	1
83-84	3	3	0	0	-	6	2	2	0	0	-	4	1	1	0	0	-	2
84-85	3	1	1	1	-	3	1	1	0	0	-	2	2	0	1	1	-	1
85-86	3	2	0	1	-	5	2	2	0	0	-	4	1	0	1	1	-	1
86-87	3	3	0	0	-	6	1	1	0	0	-	2	2	0	0	0	-	4
87-88	3	1	1	1	-	3	2	1	1	0	-	2	1	0	0	1	-	1
88-89	3	1	1	1	-	3	1	1	0	0	-	2	2	0	1	1	-	1
89-90	3	2	1	0	-	4	2	2	1	0	-	2	1	1	0	0	-	2
90-91	3	0	3	0	-	0	1	0	1	0	-	0	2	0	2	0	-	0
91-92	3	3	0	0	-	6	2	2	0	0	-	4	1	1	0	0	-	2
92-93	3	2	0	1	-	5	1	1	0	0	-	2	2	1	0	1	-	3
93-94	4	1	2	1	-	3	2	0	1	1	-	1	2	1	1	0	-	2
94-95	3	1	2	0	-	2	1	1	0	0	-	2	2	0	2	0	-	0
95-96	4	3	1	0	-	6	2	2	0	0	-	4	1	1	1	0	-	2
96-97	4	4	0	0	-	8	2	2	0	0	-	4	2	2	0	0	-	4
97-98	4	2	1	1	-	5	2	0	1	1	-	1	2	2	0	0	-	4
98-99	4	1	1	2	-	4	2	0	1	1	-	1	2	1	0	1	-	3
99-00	4	3	1	0	0	6	2	1	1	0	0	2	2	2	0	0	0	4
00-01	4	3	1	0	0	6	2	2	0	0	0	4	2	1	1	0	0	2
01-02	4	1	3	0	0	2	2	1	1	0	0	2	0	2	0	0	0	0
02-03	4	2	1	1	0	5	2	1	1	0	0	2	1	1	0	1	0	3
03-04	4	1	3	0	0	2	2	1	1	0	0	2	0	2	0	0	0	0
05-06	4	2	1	-	1	5	2	1	1	-	0	2	1	0	-	1	3	7
06-07	4	1	3	-	0	2	2	1	1	-	0	2	0	2	-	0	0	4
07-08	4	2	2	-	0	4	2	1	1	-	0	2	1	1	-	0	2	5
08-09	4	3	1	-	0	6	2	2	0	-	0	4	1	1	-	0	2	6
09-10	4	2	1	-	1	5	2	1	1	-	0	2	1	0	-	1	3	8
10-11	4	3	0	-	1	7	2	1	0	-	1	3	2	2	0	-	0	4
11-12	4	4	0	-	0	8	2	2	0	-	0	4	2	2	0	-	0	4
12-13	3	2	1	-	0	4	1	0	1	-	0	0	2	2	0	-	0	4
13-14	3	2	1	-	0	4	2	1	1	-	0	2	1	1	-	0	2	5
14-15	3	1	0	-	2	4	1	0	0	-	1	1	2	1	0	-	1	3
15-16	3	2	1	-	0	4	2	1	1	-	0	2	1	1	0	-	0	2
16-17	3	2	1	-	0	4	1	0	1	-	0	0	2	2	0	-	0	4
17-18	3	2	1	-	0	4	2	1	1	-	0	2	1	1	0	-	0	2
18-19	3	2	1	-	0	4	1	1	0	-	0	2	2	1	1	-	0	2
19-20	3	1	1	-	1	3	2	0	1	-	1	1	1	1	0	-	0	2
20-21	Teams did not meet in 2020-21																	
Totals	171	74	74	17	6	171	85	39	34	9	3	90	86	35	40	8	3	81
						448						233						215
						537						241						296

SERIES INFORMATION

All-Time Series (W-L-T-OT)

Current Streak

Last Washington Win

Last Montreal Win

Last Tie

Last Overtime Game

Overtime Record

Last 10 Games (W-L-OT)

Longest Unbeaten Streak

Longest Winning Streak

Longest Winless Streak

Longest Losing Streak

Washington Shutouts (Last)

Montreal Shutouts (Last)

Last Washington Hat Trick

Last Montreal Hat Trick

Most Washington Goals

Most Montreal Goals

Overall

Series tied, 74-74-17-6

1 MTL win (2/20/20)

1/27/20 (4-2)

2/20/20 (3-4 OT)

1/25/03 (1-1)

2/20/20 (L, 3-4 OT)

8-4-17

6-3-1

8 (11/11/91-12/11/93)

7 (3/27/96-11/15/97)

34 (10/31/74-11/5/79)

23 (10/31/74-3/25/78)

12 (1/25/14)

20 (1/31/15)

A. Ovechkin (10/17/17) 4 goals

P. Turgeon (4/17/95)

6 (six times)

11 (two times)

at Washington

WSH leads, 39-34-9-3

2 MTL wins (11/15/19-2/20/20)

4/4/19 (2-1)

2/20/20 (3-4 OT)

10/16/98 (2-2)

2/20/20 (L, 3-4 OT)

1-1-8

4-4-2

14 (3/5/79-12/6/86)

6 (12/10/83-12/6/86)

16 (10/31/74-10/30/79)

10 (10/31/74-2/17/78)

5 (12/28/10)

9 (2/9/03)

A. Ovechkin (10/7/17) 4 goals

V. Damphousse (2/4/94)

6 (three times)

8 (three times)

at Montreal

WSH trails, 35-40-8-3

2 WSH wins (11/19/18-1/27/20)

1/27/20 (4-2)

11/1/18 (4-6)

1/25/03 (1-1)

11/19/18 (W, 5-4 OT)

7-3-9

8-1-1

15 (11/28/09-3/24/18)

7 (3/15/11-1/25/14)

23 (10/31/74-2/26/83)

22 (11/10/74-12/14/81)

8 (1/25/14)

11 (1/31/15)

B. Laich (2/10/10)

P. Turgeon (4/17/95)

6 (three times)

11 (two times)

Nashville Predators

CLUB INFORMATION

Founded 1998-99
Home Arena Bridgestone Arena (17,159)
Stanley Cups None
President of Hockey Operations/General Manager & Alternate Gov. ... David Poile
Head Coach John Hynes
Assistant Coach Dan Hinote, Todd Richards, Dan Lambert
Director of Communications Kevin Wilson
2020-21 Record 31-23-2 (64 points)
2020-21 Finish 4th, Discover Central Division
2019-20 Playoffs W. Conference Qualifying Round (def. by ARZ, 3-1)

Bridgestone Arena
 501 Broadway
 Nashville, TN 37203
 615.770.2100
 Fax: 615.770.2309
 @PredsNHL



2020-21 MEETINGS

Teams did not meet this season

ALL-TIME SERIES HISTORY

TOTALS										HOME										AWAY									
YEAR	GP	W	L	T	OT	PTS	GF	GA		GP	W	L	T	OT	PTS	GF	GA			GP	W	L	T	OT	PTS	GF	GA		
98-99	2	0	2	0	-	0	3	6		1	0	1	0	-	0	2	3			1	0	1	0	-	0	1	3		
99-00	2	2	0	0	0	4	5	2		1	1	0	0	0	2	1	0			1	1	0	0	0	2	4	2		
00-01	2	1	1	0	0	2	3	4		1	1	0	0	0	2	2	1			1	0	1	0	0	0	1	3		
01-02	1	0	0	1	0	1	3	3		0	0	0	0	0	0	0	0			1	0	0	1	0	1	3	3		
02-03	1	1	0	0	0	2	5	4		1	1	0	0	0	2	5	4			0	0	0	0	0	0	0	0		
03-04	1	0	1	0	0	0	2	5		0	0	0	0	0	0	0	0			1	0	1	0	0	0	2	5		
05-06	1	0	1	-	0	0	2	5		1	0	1	-	0	0	2	5			0	0	0	-	0	0	0	0		
06-07										Teams did not meet in 2006-07																			
07-08	1	1	0	-	0	2	4	2		0	0	0	-	0	0	0	0			1	1	0	-	0	2	4	2		
08-09	2	2	0	-	0	4	5	4		1	1	0	-	0	2	3	3			1	1	0	-	0	2	2	1		
09-10	1	1	0	-	0	2	2	2		1	1	0	-	0	2	2	2			0	0	0	-	0	0	0	0		
10-11	1	1	0	-	0	2	3	2		0	0	0	-	0	0	0	0			1	1	0	-	0	2	3	2		
11-12	2	1	1	-	0	2	5	4		1	1	0	-	0	2	4	1			1	0	1	-	0	0	1	3		
12-13										Teams did not meet in 2012-13																			
13-14	2	1	0	-	1	3	8	5		1	1	0	-	0	2	5	2			1	0	0	-	1	1	3	3		
14-15	2	0	2	-	0	0	6	8		1	0	1	-	0	0	3	4			1	0	1	-	0	0	3	4		
15-16	2	2	0	-	0	4	9	4		1	1	0	-	0	2	4	1			1	1	0	-	0	2	5	3		
16-17	2	0	1	-	1	1	3	7		1	0	0	-	1	1	1	2			1	0	1	-	0	0	2	5		
17-18	2	0	2	-	0	0	6	10		1	0	1	-	0	0	3	4			1	0	1	-	0	0	3	6		
18-19	2	0	2	-	0	0	5	13		1	0	1	-	0	0	3	6			1	0	1	-	0	0	2	7		
19-20	2	0	2	-	0	0	9	11		1	0	1	-	0	0	4	5			1	0	1	-	0	0	5	6		
20-21										Teams did not meet in 2020-21																			
Totals	31	13	15	1	2	29	88	101		15	8	6	0	1	17	44	43			16	5	9	1	1	12	44	58		

SERIES INFORMATION

All-Time Series (W-L-T-OT)

Current Streak

Last Washington Win

Last Nashville Win

Last Tie

Last Overtime Game

Overtime Record

Last 10 Games (W-L-T-OT)

Longest Unbeaten Streak

Longest Winning Streak

Longest Winless Streak

Longest Losing Streak

Washington Shutouts (Last)

Nashville Shutouts (Last)

Last Washington Hat Trick

Last Nashville Hat Trick

Most Washington Goals

Most Nashville Goals

Overall

WSH trails 13-15-1-2

8 NSH win (2/25/17-1/29/20)

3/18/16 (4-1)

1/29/20 (4-5)

2/8/02 (3-3)

3/16/17 (L, 1-2 OT)

4-2-1

2-7-1

5 (3/18/08-10/16/10)

5 (3/18/08-10/16/10)

8 (2/25/17-1/29/20)

6 (11/14/17-1/29/20)

1 (11/26/99)

None

None

V. Arvidsson (1/15/19)

5 (four times)

7 (1/15/19)

at Washington

WSH leads, 8-6-0-1

4 NSH wins (3/16/17-1/29/20)

3/18/16 (4-1)

1/29/20 (4-5)

None

3/16/17 (L, 1-2 OT)

2-1-0

5-4-1

4 (10/28/08-12/7/13)

4 (10/28/08-12/7/13)

4 (3/16/2017-1/29/20)

3 (4/5/18-1/29/20)

1 (11/26/99)

None

None

None

5 (two times)

6 (12/31/18)

at Nashville

WSH trails, 5-9-1-1

4 NSH wins (2/25/17-10/10/19)

2/9/16 (5-3)

10/10/19 (5-6)

2/8/02 (3-3)

3/30/14 (L, 3-4 SO)

2-1-1

3-6-1

3 (3/18/08-10/16/10)

3 (3/18/08-10/16/10)

4 (2/25/17-10/10/19)

4 (2/25/17-10/10/19)

None

None

None

V. Arvidsson (1/15/19)

5 (two times)

7 (1/15/19)



New York Islanders

CLUB INFORMATION

Founded 1972-73
Home Arena Barclays Center (15,759)
Stanley Cups 4 (most recent, 1983)
President & General Manager, & Alternate Governor Lou Lamoriello
Head Coach Barry Trotz
Associate Coach Lane Lambert
Assistant Coaches John Gruden, Jim Hiller
Executive Director of Communications Kimber Auerbach
2020-21 Record 32-17-7 (71 points)
2020-21 Finish 4th, MassMutual East Division
2019-20 Playoffs E. Conference Finals (def. by TB 4-2)

Nassau Veterans Memorial Coliseum
 1255 Hempstead Turnpike
 Uniondale, NY 11553
 516.231.4848
 @NYIslanders

2020-21 MEETINGS

Jan. 26: vs. NYI, W, 3-2
 Jan. 28: vs. NYI, W, 6-3
 March 16: vs. NYI, W, 3-1
 April 1: at NYI, L, 4-8
 April 6: at NYI, L, 0-1
 April 22: at NYI, W, 1-0 SO
 April 24: at NYI, W, 6-3
 April 27: vs. NYI, W, 1-0



ALL-TIME SERIES HISTORY

YEAR	TOTALS									HOME									AWAY								
	GP	W	L	T	OT	PTS	GF	GA		GP	W	L	T	OT	PTS	GF	GA		GP	W	L	T	OT	PTS	GF	GA	
74-75	4	0	4	0	-	0	3	22		2	0	2	0	-	0	2	9		2	0	2	0	-	0	3	10	
75-76	4	0	4	0	-	0	8	22		2	0	2	0	-	0	2	9		2	0	2	0	-	0	6	13	
76-77	4	0	1	3	-	3	8	9		2	0	0	2	-	2	4	4		2	0	1	1	-	1	4	5	
77-78	4	0	4	0	-	0	3	19		2	0	2	0	-	0	0	10		2	0	2	0	-	0	3	9	
78-79	4	1	3	0	-	2	11	18		2	1	1	0	-	2	8	8		2	0	2	0	-	0	3	10	
79-80	4	2	2	0	-	4	13	9		2	2	0	0	-	4	10	2		2	0	2	0	-	0	3	7	
80-81	4	0	4	0	-	0	10	17		2	0	2	0	-	0	5	7		2	0	2	0	-	0	5	10	
81-82	8	0	7	1	-	1	20	39		4	0	3	1	-	1	8	14		4	0	4	0	-	0	12	25	
82-83	7	2	4	1	-	5	20	32		3	1	1	1	-	3	7	11		4	1	3	0	-	2	13	21	
83-84	7	3	4	0	-	6	27	28		4	2	2	0	-	4	22	15		3	1	2	0	-	2	5	13	
84-85	7	4	3	0	-	8	27	26		3	2	1	0	-	4	10	10		4	2	2	0	-	4	17	16	
85-86	7	4	3	0	-	8	30	26		4	2	2	0	-	4	16	15		3	2	1	0	-	4	14	11	
86-87	7	3	2	2	-	8	18	23		3	1	0	2	-	4	7	6		4	2	2	0	-	4	11	17	
87-88	7	2	4	1	-	5	24	26		4	1	2	1	-	3	15	15		3	1	2	0	-	2	9	11	
88-89	7	4	3	0	-	8	29	27		3	3	0	0	-	6	14	10		4	1	3	0	-	2	15	17	
89-90	7	3	4	0	-	6	24	25		4	2	2	0	-	4	14	13		3	1	2	0	-	2	10	12	
90-91	7	7	0	0	-	14	30	17		3	3	0	0	-	6	12	9		4	4	0	0	-	8	18	8	
91-92	7	4	2	1	-	9	28	24		4	2	1	1	-	5	16	11		3	2	1	0	-	4	12	13	
92-93	7	4	3	0	-	8	23	18		3	0	3	0	-	0	6	11		4	4	0	0	-	8	17	7	
93-94	5	1	3	1	-	3	12	17		3	1	1	1	-	3	8	7		2	0	2	0	-	0	4	10	
94-95	4	4	0	0	-	8	20	14		2	2	0	0	-	4	11	7		2	2	0	0	-	4	9	7	
95-96	5	4	1	0	-	8	21	14		2	2	0	0	-	4	10	8		3	2	1	0	-	4	11	6	
96-97	5	1	4	0	-	2	7	14		3	1	2	0	-	2	6	6		2	0	2	0	-	0	1	8	
97-98	6	5	0	1	-	11	20	9		3	2	0	1	-	5	10	5		3	3	0	0	-	6	10	4	
98-99	4	4	0	0	-	8	16	8		2	2	0	0	-	4	9	4		2	2	0	0	-	4	7	4	
99-00	4	4	0	0	0	8	15	10		2	2	0	0	0	4	8	5		2	2	0	0	0	4	7	5	
00-01	4	3	0	1	0	7	13	7		2	1	0	1	0	3	5	4		2	2	0	0	0	4	8	3	
01-02	4	2	1	1	0	5	16	14		2	2	0	0	0	4	7	4		2	0	1	1	0	1	9	10	
02-03	4	4	0	0	0	8	12	5		2	2	0	0	0	4	7	3		2	2	0	0	0	4	5	2	
03-04	4	2	2	0	0	4	14	10		2	1	1	0	0	2	10	6		2	1	1	0	0	2	4	4	
05-06	4	1	3	-	0	2	11	17		2	1	1	-	0	2	8	7		2	0	2	-	0	0	3	10	
06-07	4	1	3	-	0	2	6	16		2	1	1	-	0	2	3	7		2	0	2	-	0	0	3	9	
07-08	4	1	1	-	2	4	8	11		2	0	1	-	1	1	4	7		2	1	0	-	1	3	4	4	
08-09	4	4	0	-	0	8	17	10		2	2	0	-	0	4	10	5		2	2	0	-	0	4	7	5	
09-10	4	3	0	-	1	7	17	12		2	1	0	-	1	3	7	8		2	2	0	-	0	4	10	4	
10-11	4	4	0	-	0	8	9	5		2	2	0	-	0	4	4	2		2	2	0	-	0	4	5	3	
11-12	4	2	2	-	0	4	10	14		2	1	1	-	0	2	3	5		2	1	1	-	0	2	7	9	
12-13	3	1	2	-	0	2	5	9		2	1	1	-	0	2	3	4		1	0	1	-	0	0	2	5	
13-14	4	3	1	-	0	6	12	8		2	1	1	-	0	2	6	3		2	2	0	-	0	4	6	5	
14-15	4	2	0	-	2	6	12	11		2	2	0	-	0	4	7	4		2	0	0	-	2	2	5	7	
15-16	4	3	0	-	1	7	13	9		2	1	0	-	1	3	6	6		2	2	0	-	0	4	7	3	
16-17	5	2	3	-	0	4	11	13		2	1	1	-	0	2	2	4		3	1	2	-	0	2	9	9	
17-18	4	3	1	-	0	6	18	12		2	2	0	-	0	4	10	6		2	1	1	-	0	2	8	6	
18-19	4	2	2	-	0	4	7	7		2	0	2	-	0	0	0	5		2	2	0	-	0	4	7	2	
19-20	4	2	2	-	0	4	14	14		2	0	2	-	0	0	6	9		2	2	0	-	0	4	8	5	
20-21	8	6	2	-	0	12	23	18		4	4	0	-	0	8	13	6		4	2	2	-	0	4	10	12	
Totals	230	117	94	13	6	253	715	735		115	60	41	11	3	134	359	339		115	57	53	2	3	119	356	396	

SERIES INFORMATION

All-Time Series (W-L-T-OT)
 Current Streak
 Last Washington Win
 Last New York Win
 Last Tie
 Last Overtime Game
 Overtime Record
 Last 10 Games (W-L-OT)
 Longest Unbeaten Streak
 Longest Winning Streak
 Longest Winless Streak
 Longest Losing Streak
 Washington Shutouts (Last)
 New York Shutouts (Last)
 Last Washington Hat Trick
 Last New York Hat Trick
 Most Washington Goals
 Most New York Goals

Overall

WSH leads, 117-94-13-6
 3 WSH wins (4/22/21-4/27/21)
 4/27/21 (1-0)
 4/6/21 (0-1)
 11/27/01 (5-5)
 4/22/21 (W, 1-0 SO)
 14-9-15
 7-3-0
 22 (4/12/97-3/30/02)
 11 (3/12/98-3/15/00)
 19 (10/20/74-1/16/79)
 9 (10/20/74-1/15/77)
 8 (4/27/21)
 17 (4/22/21)
 Ovechkin (1/18/20)
 M. Barzal (4/1/21)
 8 (1/1/92)
 8 (five times)

at Washington

WSH leads, 60-41-11-3
 4 WSH wins (1/26/21-4/27/21)
 4/27/21 (1-0)
 2/10/20 (3-5)
 10/21/00 (4-4)
 4/5/16 (L, 3-4 OT)
 6-4-12
 6-4-0
 15 (4/12/97-10/9/03)
 6 (11/24/00-10/9/03)
 9 (10/24/74-11/17/78)
 4 (10/20/74-2/22/76)
 4 (4/27/21)
 11 (4/6/19)
 P. Bondra (2/3/96)
 M. Barzal (4/1/21)
 8 (1/1/92)
 8 (10/8/83)

at NY Islanders

WSH leads, 57-53-2-3
 2 WSH wins (4/22/21-4/24/21)
 4/24/21 (6-3)
 4/6/21 (0-1)
 11/27/01 (5-5)
 4/22/21 (W, 1-0 SO)
 8-5-3
 7-3-0
 10 (10/8/97-11/27/01)
 9 (10/8/97-3/6/01)
 19 (1/2/75-10/21/82)
 13 (2/4/78-10/21/82)
 4 (4/22/21)
 6 (4/22/21)
 Ovechkin (1/18/20)
 M. Czerkawski (11/27/01)
 7 (four times)
 8 (four times)

New York Islanders

2020-21 WASHINGTON CAPITALS VS. NEW YORK ISLANDERS

CAPITALS WON SEASON SERIES 6-2-0 • NEW YORK 2-5-1

WASHINGTON	ISLANDERS	CAPITALS	ATTEND	GOALTENDERS	W. GOAL
JAN 26, 2021	2	3	0	VITEK VANECEK / SEMYON VARLAMOV	JUSTIN SCHULTZ
JAN 28, 2021	3	6	0	VITEK VANECEK / SEMYON VARLAMOV	JOHN CARLSON
MAR 16, 2021	1	3	0	ILYA SAMSONOV / SEMYON VARLAMOV	ALEX OVECHKIN
APR 27, 2021	0	1	2,133	VITEK VANECEK / ILYA SOROKIN	DANIEL SPRONG
NEW YORK	ISLANDERS	CAPITALS	ATTEND	GOALTENDERS	W. GOAL
APR 1, 2021	8	4	1,400	SEMYON VARLAMOV / ILYA SAMSONOV	CASEY CIZIKAS
APR 6, 2021	1	0	1,400	SEMYON VARLAMOV / VITEK VANECEK	BROCK NELSON
APR 22, 2021	0	1	1,400	ILYA SAMSONOV / SEMYON VARLAMOV	EVGENY KUZNETSOV
APR 24, 2021	3	6	1,400	ILYA SAMSONOV / ILYA SOROKIN	DANIEL SPRONG

CAPITALS	GP	G	A	P	+/-	PIM	PP	SH	GW	EN	S	%	ISLANDERS	GP	G	A	P	+/-	PIM	PP	SH	GW	EN	S	%
JOHN CARLSON	8	4	3	7	-1	2	2	0	1	0	17	23.5	MATHEW BARZAL	8	4	5	9	4	16	0	0	0	0	25	16.0
NICKLAS BACKSTROM	8	1	6	7	-2	4	1	0	0	0	9	11.1	TRAVIS ZAJAC	10	2	4	6	-2	2	0	0	0	0	9	22.2
DANIEL SPRONG	7	5	1	6	5	2	0	0	2	0	13	38.5	JORDAN EBERLE	8	2	2	4	4	2	0	0	0	0	15	13.3
JUSTIN SCHULTZ	5	1	4	5	2	2	0	0	1	0	8	12.5	JOSH BAILEY	8	1	3	4	-3	0	0	0	0	0	11	9.1
T.J. OSHIE	8	3	1	4	1	2	1	0	0	0	17	17.6	BROCK NELSON	8	2	1	3	-1	2	0	0	1	0	17	11.8
TOM WILSON	6	1	3	4	1	6	1	0	0	1	17	5.9	NOAH DOBSON	6	1	2	3	-1	2	0	0	0	0	9	11.1
EVGENY KUZNETSOV	6	1	3	4	2	2	0	0	0	0	8	12.5	OLIVER WAHLSTROM	5	2	0	2	-1	2	1	0	0	0	10	20.0
BRENDEN DILLON	8	0	4	4	2	0	0	0	0	0	5	0.0	CASEY CIZIKAS	8	2	0	2	-4	2	0	0	1	0	18	11.1
GARNET HATHAWAY	8	2	1	3	1	12	0	0	0	0	12	16.7	ANTHONY BEAUVILLIER	6	1	1	2	-1	2	1	0	0	0	12	8.3
CONOR SHEARY	8	2	1	3	-2	0	0	0	0	0	19	10.5	JEAN-GABRIEL PAGEAU	8	1	1	2	-2	2	1	0	0	0	13	7.7
ALEX OVECHKIN	4	1	2	3	-1	2	1	0	1	0	10	10.0	CAL CLUTTERBUCK	8	0	2	2	-4	0	0	0	0	0	8	0.0
NIC DOWD	8	1	1	2	1	0	0	0	0	0	10	10.0	KYLE PALMIERI	10	0	2	2	-1	6	0	0	0	0	17	0.0
ZDENO CHARA	8	1	1	2	3	10	0	0	0	0	10	10.0	SCOTT MAYFIELD	8	0	2	2	-3	4	0	0	0	0	11	0.0
JAKUB VRANA	5	0	2	2	-1	2	0	0	0	0	4	0.0	ADAM PELECH	8	1	0	1	-1	0	0	1	0	0	8	12.5
NICK JENSEN	6	0	1	1	-1	0	0	0	0	0	8	0.0	ANDERS LEE	2	1	0	1	1	0	1	0	0	0	7	14.3
DMITRY ORLOV	6	0	1	1	1	2	0	0	0	0	9	0.0	ANDY GREENE	8	0	1	1	3	0	0	0	0	0	9	0.0
LARS ELLER	6	0	1	1	0	4	0	0	0	0	7	0.0	RYAN PULOCK	8	0	1	1	0	4	0	0	0	0	19	0.0
MICHAEL SGARBOSSA	2	0	1	1	1	0	0	0	0	0	2	0.0	LEO KOMAROV	5	0	1	1	2	5	0	0	0	0	4	0.0
RICHARD PANIK	3	0	1	1	1	2	0	0	0	0	6	0.0	NICK LEDDY	8	0	0	0	-4	0	0	0	0	0	8	0.0
DANIEL CARR	2	0	1	1	1	0	0	0	0	0	3	0.0	AUSTIN CZARNIK	1	0	0	0	-1	0	0	0	0	0	0	0.0
ANTHONY MANTHA	3	0	1	1	0	2	0	0	0	0	5	0.0	MATT MARTIN	8	0	0	0	-4	12	0	0	0	0	5	0.0
TREVOR VAN RIEMSDYK	6	0	1	1	2	0	0	0	0	0	4	0.0	KIEFFER BELLOWES	4	0	0	0	1	0	0	0	0	0	7	0.0
CARL HAGELIN	8	0	1	1	0	4	0	0	0	0	14	0.0	SEBASTIAN AHO	1	0	0	0	0	2	0	0	0	0	1	0.0
MICHAEL RAFFL	8	0	0	0	-1	4	0	0	0	0	10	0.0	MICHAEL DAL COLLE	2	0	0	0	0	0	0	0	0	0	1	0.0
JONAS SIEGENTHALER	3	0	0	0	-3	0	0	0	0	0	2	0.0	ROSS JOHNSTON	2	0	0	0	-1	10	0	0	0	0	1	0.0
													BRAYDON COBURN	1	0	0	0	0	2	0	0	0	0	0	0.0
GOALTENDER	GP	MIN	GA	GAA	SO	W	L	OT	SA	SV%		GOALTENDER	GP	MIN	GA	GAA	SO	W	L	OT	SA	SV%			
VITEK VANECEK	5	254	8	1.89	1	3	1	0	130	.938		SEMYON VARLAMOV	6	361	15	2.50	2	2	3	1	160	.906			
ILYA SAMSONOV	4	228	10	2.63	1	3	1	0	96	.896		ILYA SOROKIN	2	118	7	3.56	0	0	2	0	63	.889			

POWER PLAY: 6 - 18 (33.3%)

PENALTY KILLING: 4 - 19 (78.9%)

POWER PLAY: 4 - 19 (21.1%)

PENALTY KILLING: 12 - 18 (66.7%)

Pittsburgh Penguins

CLUB INFORMATION

Founded.....1967-68
Home Arena.....PPG Paints Arena (18,387)
Stanley Cups.....5 (most recent, 2017)
General Manager.....Ron Hextall
Head Coach.....Mike Sullivan
Assistant Coaches.....Todd Reirden, Mike Vellucci
Vice President of Media Relations.....Jennifer Bullano Ridgley
2020-21 Record.....37-16-3 (77 points)
2020-21 Finish.....1st, MassMutual East Division
2019-20 Playoffs.....E. Conference Qualifying Round (def. by MTL 3-1)

CONSOL Energy Center
 1001 Fifth Avenue
 Pittsburgh, PA 15219
 412.642.1300
 Fax: 412.255.1980
 @penguins

2020-21 MEETINGS

Jan. 17: at PIT, SOL, 3-4
 Jan. 19: at PIT, OTL, 4-5
 Feb. 14: at PIT, L, 3-6
 Feb. 16: at PIT, W, 3-1
 Feb. 23: vs. PIT, OTL, 2-3
 Feb. 25: vs. PIT, W, 5-2
 April 29: vs. PIT, OTL, 4-5
 May 1: vs. PIT, L, 0-3



ALL-TIME SERIES HISTORY

YEAR	TOTALS									HOME									AWAY								
	GP	W	L	T	OT	PTS	GF	GA		GP	W	L	T	OT	PTS	GF	GA		GP	W	L	T	OT	PTS	GF	GA	
74-75	6	1	5	0	-	2	13	36		3	1	2	0	-	2	10	13		3	0	3	0	-	0	3	23	
75-76	6	1	4	1	-	3	23	36		3	0	2	1	-	1	11	17		3	1	2	0	-	2	12	19	
76-77	6	4	1	1	-	9	22	16		3	2	0	1	-	5	12	8		3	2	1	0	-	4	10	8	
77-78	6	4	1	1	-	9	20	15		3	2	1	0	-	4	7	7		3	2	0	1	-	5	13	8	
78-79	8	3	4	1	-	7	28	32		4	2	2	0	-	4	17	18		4	1	2	1	-	3	11	14	
79-80	4	1	3	0	-	2	10	16		2	1	1	0	-	2	9	7		2	0	2	0	-	0	1	9	
80-81	4	1	2	1	-	3	14	18		2	0	2	0	-	0	7	13		2	1	0	1	-	3	7	5	
81-82	8	2	5	1	-	5	33	40		4	1	3	0	-	2	17	19		4	1	2	1	-	3	16	21	
82-83	7	5	1	1	-	11	36	23		4	3	0	1	-	7	22	13		3	2	1	0	-	4	14	10	
83-84	7	6	1	0	-	12	28	12		3	2	1	0	-	4	15	5		4	4	0	0	-	8	13	7	
84-85	7	6	0	1	-	13	44	20		4	4	0	0	-	8	29	9		3	2	0	1	-	5	15	11	
85-86	7	6	1	0	-	12	27	22		3	3	0	0	-	6	14	9		4	3	1	0	-	6	13	13	
86-87	7	3	4	0	-	6	26	30		4	3	1	0	-	6	15	13		3	0	3	0	-	0	11	17	
87-88	7	1	5	1	-	3	23	32		3	1	2	0	-	2	13	14		4	0	3	1	-	1	10	18	
88-89	7	3	4	0	-	6	35	31		4	2	2	0	-	4	19	13		3	1	2	0	-	2	16	18	
89-90	7	2	5	0	-	4	28	34		3	1	2	0	-	2	14	16		4	1	3	0	-	2	14	18	
90-91	7	2	4	1	-	5	26	29		4	1	2	1	-	3	19	22		3	1	2	0	-	2	7	7	
91-92	7	5	2	0	-	10	35	21		4	3	1	0	-	6	19	15		3	2	1	0	-	4	16	6	
92-93	7	1	5	1	-	3	22	32		4	1	2	1	-	3	11	14		3	0	3	0	-	0	11	18	
93-94	4	2	1	1	-	5	18	14		2	1	0	1	-	3	11	7		2	1	1	0	-	2	7	7	
94-95	4	2	2	0	-	4	11	10		2	1	1	0	-	2	8	6		2	1	1	0	-	2	3	4	
95-96	4	1	3	0	-	2	8	12		2	1	1	0	-	2	6	5		2	0	2	0	-	0	2	7	
96-97	4	1	3	0	-	2	11	14		2	1	1	0	-	2	7	7		2	0	2	0	-	0	4	7	
97-98	4	1	1	2	-	4	9	9		2	0	1	1	-	1	3	6		2	1	0	1	-	3	6	3	
98-99	4	2	2	0	-	4	12	17		2	2	0	0	-	4	9	7		2	0	2	0	-	0	3	10	
99-00	4	1	2	0	1	3	8	12		2	1	0	0	1	3	6	6		2	0	2	0	0	0	2	6	
00-01	4	2	2	0	0	4	13	14		2	1	1	0	0	2	7	8		2	1	1	0	0	2	6	6	
01-02	4	0	2	2	0	2	11	16		2	0	0	2	0	2	6	6		2	0	2	0	0	0	5	10	
02-03	4	3	1	0	0	6	13	8		2	2	0	0	0	4	7	4		2	1	1	0	0	2	6	4	
03-04	4	2	2	0	0	4	12	13		2	2	0	0	0	4	8	5		2	0	2	0	0	0	4	8	
05-06	4	1	3	-	0	2	14	22		2	1	1	-	0	2	9	9		2	0	2	-	0	0	5	13	
06-07	4	0	3	-	1	1	9	13		2	0	1	-	1	1	7	9		2	0	2	-	0	0	2	4	
07-08	4	1	2	-	1	3	11	15		2	0	2	-	0	0	3	6		2	1	0	-	1	3	8	9	
08-09	4	3	0	-	1	7	18	11		2	1	0	-	1	3	8	5		2	2	0	-	0	4	10	6	
09-10	4	4	0	-	0	8	20	13		2	2	0	-	0	4	8	7		2	2	0	-	0	4	12	6	
10-11	4	3	0	-	1	7	9	3		2	1	0	-	1	3	5	2		2	2	0	-	0	4	4	1	
11-12	4	2	1	-	1	5	8	8		2	1	1	-	0	2	2	2		2	1	0	-	1	3	6	6	
12-13	3	0	3	-	0	0	6	13		1	0	1	-	0	0	3	6		2	0	2	-	0	0	3	7	
13-14	4	0	4	-	0	0	5	13		2	0	2	-	0	0	2	7		2	0	2	-	0	0	3	6	
14-15	4	3	1	-	0	6	13	5		2	1	1	-	0	2	7	4		2	2	0	-	0	4	6	1	
15-16	5	2	2	-	1	5	13	16		3	1	1	-	1	3	7	9		2	1	1	-	0	2	6	7	
16-17	4	2	0	-	2	6	21	14		2	2	0	-	0	4	12	3		2	0	0	-	2	2	9	11	
17-18	4	2	2	-	0	4	13	12		2	1	1	-	0	2	6	4		2	1	1	-	0	2	7	8	
18-19	4	1	2	-	1	3	12	15		2	1	1	-	0	2	3	3		2	0	1	-	1	1	9	12	
19-20	3	2	1	-	0	4	13	9		2	1	1	-	0	2	8	7		1	1	0	-	0	2	5	2	
20-21	8	2	2	-	4	8	24	28		4	1	1	-	2	4	11	13		4	1	1	-	2	4	13	15	
Totals	236	102	104	16	14	234	828	8843		120	59	45	9	7	134	459	407		116	43	59	7	7	100	369	436	

SERIES INFORMATION

All-Time Series (W-L-T-OT)

Current Streak
 Last Washington Win
 Last Pittsburgh Win
 Last Tie
 Last Overtime Game
 Overtime Record
 Last 10 Games (W-L-OT)
 Longest Unbeaten Streak
 Longest Winning Streak
 Longest Winless Streak
 Longest Losing Streak
 Washington Shutouts (Last)
 Pittsburgh Shutouts (Last)
 Last Washington Hat Trick
 Last Pittsburgh Hat Trick
 Most Washington Goals
 Most Pittsburgh Goals

Overall

WSH trails, 102-104-16-14
 2 PIT wins (4/29/21-5/1/21)
 2/25/21 (5-2)
 5/1/21 (0-3)
 12/22/01 (4-4)
 4/29/21 (L, 4-5 OT)
 7-19-9
 4-2-4
 15 (10/25/83-11/20/85)
 9 (12/2/84-11/20/85)
 8 (two times)
 8 (1/22/12-3/11/14)
 9 (1/28/15)
 10 (5/1/21)
 A. Ovechkin (2/7/10)
 E. Malkin (1/16/17)
 9 (two times)
 12 (3/15/75)

at Washington

WSH leads, 59-45-9-7
 2 PIT wins (4/29/21-5/1/21)
 2/25/21 (5-2)
 5/1/21 (0-3)
 12/22/01 (4-4)
 4/29/21 (L, 4-5 OT)
 4-9-6
 4-4-2
 9 (3/1/84-4/1/86)
 9 (3/1/84-4/1/86)
 4 (three times)
 4 (1/22/12-3/19/13)
 5 (1/28/15)
 4 (5/21/21)
 A. Ovechkin (2/7/10)
 M. Straka (1/8/01)
 9 (two times)
 7 (eight times)

at Pittsburgh

WSH trails, 43-59-7-7
 1 WSH win (2/16/21)
 2/16/21 (3-1)
 2/14/21 (3-6)
 2/4/98 (2-2)
 1/19/21 (L, 4-5 OT)
 3-10-3
 3-3-4
 11 (12/18/82-11/20/85)
 6 (12/18/82-3/5/84)
 9 (10/9/86-11/30/88)
 7 (3/16/04-12/27/07)
 4 (12/27/14)
 6 (3/11/14)
 R. Burridge (3/15/94)
 E. Malkin (1/16/17)
 8 (10/29/91)
 12 (3/15/75)

Pittsburgh Penguins

2020-21 WASHINGTON CAPITALS VS. PITTSBURGH PENGUINS

CAPITALS LOST SEASON SERIES, 2-2-4 • PITTSBURGH 6-2-0

WASHINGTON	PENGUINS	CAPITALS	ATTEND	GOALTENDERS	W. GOAL
FEB 23, 2021	3	2	0	TRISTAN JARRY / VITEK VANECEK	KASPERI KAPANEN
FEB 25, 2021	2	5	0	VITEK VANECEK / TRISTAN JARRY	TOM WILSON
APR 29, 2021	5	4	2,133	TRISTAN JARRY / VITEK VANECEK	JAKE GUENTZEL
MAY 1, 2021	3	0	2,133	TRISTAN JARRY / ILYA SAMSONOV	BRYAN RUST
PITTSBURGH	PENGUINS	CAPITALS	ATTEND	GOALTENDERS	W. GOAL
JAN 17, 2021	4	3	0	CASEY DESMITH / ILYA SAMSONOV	JAKE GUENTZEL
JAN 19, 2021	5	4	0	CASEY DESMITH / VITEK VANECEK	SIDNEY CROSBY
FEB 14, 2021	6	3	0	TRISTAN JARRY / VITEK VANECEK	JAKE GUENTZEL
FEB 16, 2021	1	3	0	VITEK VANECEK / TRISTAN JARRY	JAKUB VRANA

CAPITALS	GP	G	A	P	+/-	PIM	PP	SH	GW	EN	S	%	PENGUINS	GP	G	A	P	+/-	PIM	PP	SH	GW	EN	S	%
NICKLAS BACKSTROM	8	3	5	8	-1	2	1	0	0	0	13	23.1	JAKE GUENTZEL	8	5	5	10	4	8	1	0	2	0	24	20.8
EVGENY KUZNETSOV	8	2	4	6	-2	6	1	0	0	0	18	11.1	BRYAN RUST	8	4	3	7	-1	2	1	0	1	0	24	16.7
TOM WILSON	8	4	1	5	-2	6	1	0	1	0	13	30.8	KRIS LETANG	8	0	7	7	1	6	0	0	0	0	23	0.0
LARS ELLER	8	3	2	5	3	4	0	0	0	1	20	15.0	SIDNEY CROSBY	8	2	4	6	3	2	0	0	1	1	18	11.1
T.J. OSHIE	8	2	3	5	0	4	1	0	0	0	21	9.5	KASPERI KAPANEN	7	3	2	5	3	0	0	0	1	0	12	25.0
ALEX OVECHKIN	6	1	4	5	-3	2	0	0	0	0	21	4.8	TEDDY BLUEGER	8	1	4	5	4	5	0	1	0	0	6	16.7
JOHN CARLSON	6	0	5	5	0	2	0	0	0	0	9	0.0	COLTON SCEVIOUR	8	2	2	4	-2	0	0	0	0	0	13	15.4
RICHARD PANIK	6	1	3	4	3	0	0	0	0	0	8	12.5	ZACH ASTON-REESE	6	3	0	3	4	0	0	0	0	1	12	25.0
JAKUB VRANA	6	2	1	3	1	0	0	0	1	0	12	16.7	JOHN MARINO	8	0	3	3	-1	0	0	0	0	0	7	0.0
JUSTIN SCHULTZ	8	0	3	3	-1	4	0	0	0	0	14	0.0	BRANDON TANEV	6	2	0	2	0	0	0	1	0	0	6	33.3
CONOR SHEARY	6	2	0	2	3	2	0	0	0	0	11	18.2	EVGENI MALKIN	6	2	0	2	-8	4	2	0	0	0	20	10.0
DMITRY ORLOV	8	1	1	2	-1	2	0	0	0	0	12	8.3	JEFF CARTER	2	1	1	2	2	0	0	0	0	0	4	25.0
DANIEL SPRONG	4	1	1	2	-2	0	0	0	0	0	9	11.1	CODY CECI	6	0	2	2	3	0	0	0	0	0	6	0.0
NICK JENSEN	8	0	2	2	-2	2	0	0	0	0	11	0.0	JASON ZUCKER	7	0	2	2	-4	4	0	0	0	0	11	0.0
ZDENO CHARA	8	0	2	2	0	2	0	0	0	0	7	0.0	JARED MCCANN	4	0	2	2	3	0	0	0	0	0	7	0.0
MICHAEL RAFFL	7	1	0	1	-1	8	0	0	1	0	7	14.3	EVAN RODRIGUES	3	1	0	1	-1	2	0	0	0	0	6	16.7
NIC DOWD	8	1	0	1	-4	2	0	0	0	0	5	20.0	FREDERICK GAUDREAU	2	1	0	1	1	0	0	0	0	0	3	33.3
CARL HAGELIN	8	1	0	1	-3	0	0	0	0	1	12	8.3	MARCUS PETTERSSON	7	1	0	1	-3	2	0	0	0	0	9	11.1
BRENDEN DILLON	8	0	0	0	3	7	0	0	0	0	9	0.0	CHAD RUHWEDEL	3	0	1	1	2	4	0	0	0	0	0	0.0
GARNET HATHAWAY	8	0	0	0	-4	2	0	0	0	0	6	0.0	MIKE MATHESON	6	0	1	1	3	4	0	0	0	0	12	0.0
ANTHONY MANTHA	2	0	0	0	-1	0	0	0	0	0	6	0.0	BRIAN DUMOULIN	4	0	1	1	2	2	0	0	0	0	4	0.0
TREVOR VAN RIEMSDYK	2	0	0	0	-1	2	0	0	0	0	0	0.0	DREW O'CONNOR	1	0	0	0	-1	2	0	0	0	0	2	0.0
JONAS SIEGENTHALER	2	0	0	0	-1	2	0	0	0	0	2	0.0	MARK JANKOWSKI	6	0	0	0	-1	0	0	0	0	0	4	0.0
													SAM LAFFERTY	6	0	0	0	-2	0	0	0	0	0	7	0.0
													JUUSO RIIKOLA	2	0	0	0	0	0	0	0	0	0	1	0.0
													PIERRE-OLIVIER JOSEPH	4	0	0	0	-2	4	0	0	0	0	7	0.0
GOALTENDERS	GP	MIN	GA	GAA	SO	W	L	OT	SA	SV%		GOALTENDERS	GP	MIN	GA	GAA	SO	W	L	OT	SA	SV%			
VITEK VANECEK	6	363	20	3.31	0	2	1	3	193	.896															
ILYA SAMSONOV	2	125	6	2.88	0	0	1	1	53	.887															

POWER PLAY: 4 - 24 (16.7%)

PENALTY KILLING: 19 - 23 (82.6%)

POWER PLAY: 4 - 23 (17.4%)

PENALTY KILLING: 20 - 24 (83.3%)

St. Louis Blues

CLUB INFORMATION

Founded.....1967-68
Home Arena.....Enterprise Center (18,400)
Stanley Cups.....1 (2019)
President of Hockey Operations, General Manager/Alt. Gov......Doug Armstrong
Head Coach.....Craig Berube
Assistant Coaches.....Jim Montgomery, Mike Van Ryn, Steve Ott
Vice President, Media & Brand Communications.....Mike Caruso
 2019-20 Record.....27-20-9 (63 points)
 2019-20 Finish.....4th, Honda West Division
 2019-20 Playoffs.....W. Conference First Round (def. VAN 4-2)

Enterprise Center
 1401 Clark Ave.
 St. Louis, MO 63103
 314.622.2500
 Fax: 314.622.2582
 @StLouisBlues



2020-21 MEETINGS
 Teams did not meet this season

ALL-TIME SERIES HISTORY

TOTALS									HOME									AWAY										
YEAR	GP	W	L	T	OT	PTS	GF	GA	GP	W	L	T	OT	PTS	GF	GA	GP	W	L	T	OT	PTS	GF	GA				
74-75	4	0	4	0	-	0	6	25	2	0	2	0	-	0	3	10	2	0	2	0	-	0	3	15				
75-76	4	0	4	0	-	0	7	20	2	0	2	0	-	0	3	7	2	0	2	0	-	0	4	13				
76-77	4	3	1	0	-	6	14	10	2	2	0	0	-	4	8	4	2	1	1	0	-	2	6	6				
77-78	4	1	1	2	-	4	9	9	2	1	1	0	-	2	4	4	2	0	0	2	-	2	5	5				
78-79	4	2	2	0	-	4	14	16	2	1	1	0	-	2	8	8	2	1	1	0	-	2	6	8				
79-80	4	2	2	0	-	4	14	18	2	2	0	0	-	4	11	7	2	0	2	0	-	0	3	10				
80-81	4	0	2	2	-	2	12	16	2	0	1	1	-	1	5	6	2	0	1	1	-	1	7	10				
81-82	3	2	1	0	-	4	21	12	2	2	0	0	-	4	17	5	1	0	1	0	-	0	4	7				
82-83	3	1	1	1	-	3	12	12	1	0	1	0	-	0	3	4	2	1	0	1	-	3	9	8				
83-84	3	2	1	0	-	4	12	8	2	1	1	0	-	2	8	6	1	1	0	0	-	2	4	2				
84-85	3	2	0	1	-	5	14	10	1	1	0	0	-	2	7	5	2	1	0	1	-	3	7	5				
85-86	3	3	0	0	-	6	14	9	2	2	0	0	-	4	9	5	1	1	0	0	-	2	5	4				
86-87	3	2	0	1	-	5	14	10	1	1	0	0	-	2	5	3	2	1	0	1	-	3	9	7				
87-88	3	0	2	1	-	1	5	9	2	0	1	1	-	1	4	6	1	0	1	0	-	0	1	3				
88-89	3	2	0	1	-	5	13	10	1	1	0	0	-	2	4	3	2	1	0	1	-	3	9	7				
89-90	3	0	2	1	-	1	2	6	2	0	1	1	-	1	2	5	1	0	1	0	-	0	0	1				
90-91	3	0	2	1	-	1	7	12	1	0	1	0	-	0	1	2	2	0	1	1	-	1	6	10				
91-92	3	2	1	0	-	4	15	12	1	1	0	0	-	2	6	4	2	1	1	0	-	2	9	8				
92-93	2	2	0	0	-	4	15	8	1	1	0	0	-	2	5	2	1	1	0	0	-	2	10	6				
93-94	2	2	0	0	-	4	9	5	1	1	0	0	-	2	5	2	1	1	0	0	-	2	4	3				
94-95	Teams did not meet in 1994-95																											
95-96	2	2	0	0	-	4	7	2	1	1	0	0	-	2	4	1	1	1	0	0	-	2	3	1				
96-97	2	2	0	0	-	4	9	6	1	1	0	0	-	2	3	2	1	1	0	0	-	2	6	4				
97-98	2	1	1	0	-	2	6	7	1	1	0	0	-	2	4	2	1	0	1	0	-	0	2	5				
98-99	2	0	2	0	-	0	4	8	1	0	1	0	-	0	2	4	1	0	1	0	-	0	2	4				
99-00	2	0	1	1	0	1	2	3	1	0	0	1	0	1	1	1	1	0	1	0	0	0	1	2				
00-01	1	0	1	0	0	0	0	2	0	0	0	0	0	0	0	0	1	0	1	0	0	0	0	2				
01-02	2	0	2	0	0	0	2	8	1	0	1	0	0	0	1	4	1	0	1	0	0	0	1	4				
02-03	1	0	1	0	0	0	3	5	1	0	1	0	0	0	3	5	0	0	0	0	0	0	0	0				
03-04	1	0	1	0	0	0	1	4	0	0	0	0	0	0	0	0	1	0	1	0	0	0	1	4				
05-06	1	1	0	-	0	2	4	4	1	1	0	-	0	2	4	4	0	0	0	-	0	0	0	0				
06-07	Teams did not meet in 2006-07																											
07-08	1	0	1	-	0	0	3	4	0	0	0	-	0	0	0	0	1	0	1	-	0	0	3	4				
08-09	1	1	0	-	0	2	4	2	1	1	0	-	0	2	4	2	0	0	0	-	0	0	0	0				
09-10	1	0	0	-	1	1	3	3	0	0	0	-	0	0	0	0	1	0	0	-	1	1	3	3				
10-11	2	2	0	-	0	4	7	3	1	1	0	-	0	2	3	2	1	1	0	-	0	2	4	1				
11-12	1	0	1	-	0	0	1	2	1	0	1	-	0	0	1	2	0	0	0	-	0	0	0	0				
12-13	Teams did not meet in 2012-13																											
13-14	2	2	0	-	0	4	8	2	1	1	0	-	0	2	4	1	1	1	0	-	0	2	4	1				
14-15	2	0	2	-	0	0	4	8	1	0	1	-	0	0	3	4	1	0	1	-	0	0	1	4				
15-16	2	1	1	-	0	2	5	5	1	0	1	-	0	0	0	4	1	1	0	-	0	2	5	1				
16-17	2	2	0	-	0	4	11	6	1	1	0	-	0	2	4	3	1	1	0	-	0	2	7	3				
17-18	2	2	0	-	0	4	8	5	1	1	0	-	0	2	4	3	1	1	0	-	0	2	4	2				
18-19	2	0	2	-	0	0	3	9	1	0	1	-	0	0	1	4	1	0	1	-	0	0	2	5				
19-20	1	1	0	-	0	2	3	2	0	0	0	-	0	0	0	0	1	1	0	0	0	2	3	2				
20-21	Teams did not meet in 2020-21																											
Totals	100	45	42	12	1	103	327	337	49	26	19	4	0	56	164	146	51	19	23	8	1	47	163	191				

SERIES INFORMATION

All-Time Series (W-L-T-OT)

Current Streak
 Last Washington Win
 Last St. Louis Win
 Last Tie
 Last Overtime Game
 Overtime Record
 Last 10 Games (W-L-OT)
 Longest Unbeaten Streak
 Longest Winning Streak
 Longest Winless Streak
 Longest Losing Streak
 Washington Shutouts (Last)
 St. Louis Shutouts (Last)
 Last Washington Hat Trick
 Last St. Louis Hat Trick
 Most Washington Goals
 Most St. Louis Goals

Overall

WSH leads, 45-42-12-1
 1 WSH win (10/2/19)
 10/2/19 (3-2 OT)
 1/14/19 (1-4)
 1/1/00 (1-1)
 10/2/19 (W, 3-2 OT)
 3-0-9
 6-4-0
 11 (3/25/84 - 12/20/87)
 9 (3/17/92 - 3/25/97)
 9 (11/28/98-10/18/03)
 8 (12/7/74 - 2/13/76)
 None
 4 (3/26/16)
 A. Ovechkin (11/23/16)
 B. Hull (2/27/92)
 10 (2/11/93)
 9 (11/15/75)

at Washington

WSH leads, 26-19-4-0
 1 STL win (1/3/19)
 1/7/18 (4-3 OT)
 1/14/19 (1-4)
 1/1/00 (1-1)
 1/7/18 (W, 4-3 OT)
 2-0-4
 6-4-0
 6 (3/17/92 - 12/29/97)
 6 (3/17/92 - 12/29/97)
 4 (two times)
 4 (12/8/74-2/13/76)
 None
 2 (3/26/16)
 A. Ovechkin (11/23/16)
 none
 9 (2/25/82)
 7 (2/23/75)

at St. Louis

WSH trails, 19-23-8-1
 1 WSH win (10/2/19)
 10/2/19 (3-2 OT)
 1/3/19 (2-5)
 12/20/90 (3-3)
 10/2/19 (W, 3-2 OT)
 1-0-5
 6-3-1
 9 (10/30/82-3/14/87)
 4 (2/11/93-10/26/96)
 8 (10/25/97-2/13/10)
 8 (10/25/97-2/13/10)
 None
 2 (11/2/00)
 A. Ovechkin (4/9/16)
 B. Hull (2/27/92)
 10 (2/11/93)
 9 (11/15/75)

Tampa Bay Lightning

CLUB INFORMATION

Founded 1992-93
Home Arena Amalie Arena (19,092)
Stanley Cups 2 (2004, 2020)
Vice President & General Manager, Alternate Governor Julien BriseBois
Head Coach Jon Cooper
Assistant Coaches Jeff Halpern, Derek Lalonde, Rob Zettler
Senior Director of Broadcasting/Programming & Communications Brian Breseman
2020-21 Record 36-17-3 (75 points)
2020-21 Finish 3rd, Discover Central Division
2019-20 Playoffs Won Stanley Cup (def. DAL 4-2)

Amalie Arena
 401 Channelside Drive
 Tampa, FL 33602
 813.301.6500
 Fax: 813.301.1480
 @TBLightning



2020-21 MEETINGS
 Teams did not meet this season

ALL-TIME SERIES HISTORY

	TOTALS								HOME								AWAY							
YEAR	GP	W	L	T	OT	PTS	GF	GA	GP	W	L	T	OT	PTS	GF	GA	GP	W	L	T	OT	PTS	GF	GA
92-93	2	1	0	1	-	3	7	5	1	0	0	1	-	1	2	2	1	1	0	0	-	2	5	3
93-94	5	3	1	1	-	7	21	13	3	1	1	1	-	3	14	12	2	2	0	0	-	4	7	1
94-95	4	3	0	1	-	7	11	4	2	1	0	1	-	3	4	2	2	2	0	0	-	4	7	2
95-96	6	2	2	2	-	6	11	9	3	1	1	1	-	3	4	3	3	1	1	1	-	3	7	6
96-97	5	4	1	0	-	8	17	12	2	2	0	0	-	4	11	6	3	2	1	0	-	4	6	6
97-98	5	2	3	0	-	4	15	16	3	1	2	0	-	2	10	9	2	1	1	0	-	2	5	7
98-99	5	3	2	0	-	6	27	13	2	1	1	0	-	2	12	6	3	2	1	0	-	4	15	7
99-00	5	5	0	0	0	10	25	10	3	3	0	0	0	6	15	5	2	2	0	0	0	4	10	5
00-01	5	4	1	0	0	8	16	11	2	2	0	0	0	4	6	2	3	2	1	0	0	4	10	9
01-02	5	4	0	1	0	9	15	7	3	3	0	0	0	6	10	4	2	1	0	1	0	3	5	3
02-03	5	3	2	0	0	6	14	9	2	2	0	0	0	4	6	2	3	1	2	0	0	2	8	7
03-04	6	2	4	0	0	4	15	21	3	1	2	0	0	2	7	12	3	1	2	0	0	2	8	9
05-06	8	4	2	-	2	10	19	23	4	3	0	-	1	7	10	9	4	1	2	-	1	3	9	14
06-07	8	2	4	-	2	6	32	30	4	1	2	-	1	3	19	15	4	1	2	-	1	3	13	15
07-08	8	6	2	-	0	12	26	23	4	3	1	-	0	6	14	11	4	3	1	-	0	6	12	12
08-09	6	6	0	-	0	12	30	14	3	3	0	-	0	6	16	9	3	3	0	-	0	6	14	5
09-10	6	4	2	-	0	8	20	17	3	2	1	-	0	4	10	9	3	2	1	-	0	4	10	8
10-11	6	4	1	-	1	9	18	10	3	2	0	-	1	5	12	4	3	2	1	-	0	4	6	6
11-12	6	3	2	-	1	7	18	20	3	3	0	-	0	6	12	10	3	0	2	-	1	1	6	10
12-13	4	3	1	-	0	6	17	16	2	2	0	-	0	4	10	7	2	1	1	-	0	2	7	9
13-14	3	2	0	-	1	5	9	8	2	1	0	-	1	3	5	5	1	1	0	-	0	2	4	3
14-15	3	2	1	-	0	4	12	9	1	1	0	-	0	2	4	2	2	1	1	-	0	2	8	7
15-16	3	3	0	-	0	6	11	6	2	2	0	-	0	4	9	5	1	1	0	-	0	2	2	1
16-17	3	2	0	-	1	5	10	5	1	1	0	-	0	2	4	0	2	1	0	-	1	3	6	5
17-18	3	1	1	-	1	3	8	9	2	1	1	-	0	2	5	5	1	0	0	-	1	1	3	4
18-19	3	1	1	-	1	3	13	14	1	0	0	-	1	1	4	5	2	1	1	-	0	2	9	9
19-20	3	3	0	-	0	6	12	6	2	2	0	-	0	4	7	4	1	1	0	-	0	2	5	2
20-21	Teams did not meet in 2020-21																							
Totals	131	82	33	6	10	180	449	339	66	45	12	4	5	99	242	166	65	37	21	2	5	81	207	173

SERIES INFORMATION

All-Time Series (W-L-T-OT)
 Current Streak
 Last Washington Win
 Last Tampa Bay Win
 Last Tie
 Last Overtime Game
 Overtime Record
 Last 10 Games (W-L-OT)
 Longest Unbeaten Streak
 Longest Winning Streak
 Longest Winless Streak
 Longest Losing Streak
 Washington Shutouts (Last)
 Tampa Bay Shutouts (Last)
 Last Washington Hat Trick
 Last Tampa Bay Hat Trick
 Most Washington Goals
 Most Tampa Bay Goals

Overall

WSH leads, 82-33-6-10
 4 WSH wins (3/30/19-12/21/19)
 12/21/19 (3-1)
 3/20/19 (4-5 OT)
 10/23/01 (1-1)
 11/29/19 (W 4-3 OT)
 6-5-16
 6-2-2
 12 (12/15/07-12/5/09)
 12 (12/15/07-12/5/09)
 4 (two times)
 4 (12/19/06-3/1/07)
 8 (12/23/16)
 5 (4/13/14)
 T.J. Oshie (3/18/17)
 A. Killorn (3/16/19)
 10 (2/3/99)
 7 (1/12/10)

at Washington

WSH leads, 45-12-4-5
 2 WSH wins (11/29/19-12/21/19)
 12/21/19 (3-1)
 3/20/19 (4-5 OT)
 3/31/96 (1-1)
 11/29/19 (W, 4-3 OT)
 4-2-11
 7-1-2
 11 (2/3/99-12/23/02)
 11 (2/3/99-12/23/02)
 3 (10/21/06-3/1/07)
 3 (10/21/06-3/1/07)
 5 (12/23/16)
 1 (4/13/14)
 N. Backstrom (12/13/14)
 None
 10 (2/3/99)
 6 (10/21/06)

at Tampa Bay

WSH leads, 37-21-2-5
 2 WSH wins (3/30/19-12/14/19)
 12/14/19 (5-2)
 3/16/19 (3-6)
 10/23/01 (1-1)
 10/9/17 (L, 3-4 OT)
 2-3-5
 6-2-2
 7 (12/15/07-12/5/09)
 7 (12/15/07-12/5/09)
 5 (2/28/04-3/23/06)
 5 (2/28/04-3/23/06)
 3 (12/5/09)
 3 (1/12/11)
 T.J. Oshie (3/18/17)
 A. Killorn (3/16/19)
 8 (3/2/99)
 7 (1/12/10)

Toronto Maple Leafs

CLUB INFORMATION

Founded.....1917-18
Home Arena.....Scotiabank Arena (19,800)
Stanley Cups.....13 (most recent, 1967)
President and Alternate Governor.....Brendan Shanahan
General Manager.....Kyle Dubas
Head Coach.....Sheldon Keefe
Assistant Coaches.....Dave Hakstol, Manny Malhotra, Paul MacLean
Director of Media Relations.....Steve Keogh
 2020-21 Record.....35-13-7 (77 points)
 2020-21 Finish.....1st, Scotia North Division
 2019-20 Playoffs.....E. Conf. Qualifying Round (def. by CBJ, 3-2)

Scotiabank Arena
 40 Bay Street, Suite 400
 Toronto, Ont. M5J 2X2
 416.815.5700,
 Fax: 416.359.9331
 @MapleLeafs

2020-21 MEETINGS

Teams did not meet this season



ALL-TIME SERIES HISTORY

YEAR	TOTALS									HOME									AWAY								
	GP	W	L	T	OT	PTS	GF	GA		GP	W	L	T	OT	PTS	GF	GA		GP	W	L	T	OT	PTS	GF	GA	
74-75	5	1	4	0	-	2	13	21		3	1	2	0	-	2	8	9		2	0	2	0	-	0	5	12	
75-76	5	0	4	1	-	1	13	26		2	0	2	0	-	0	4	11		3	0	2	1	-	1	9	15	
76-77	5	3	2	0	-	6	15	21		3	3	0	0	-	6	14	8		2	0	2	0	-	0	1	13	
77-78	5	0	4	1	-	1	9	21		2	0	2	0	-	0	3	8		3	0	2	1	-	1	6	13	
78-79	4	1	1	2	-	4	16	19		2	1	0	1	-	3	9	8		2	0	1	1	-	1	7	11	
79-80	4	1	3	0	-	2	14	17		2	0	2	0	-	0	5	9		2	1	1	0	-	2	9	8	
80-81	4	3	1	0	-	6	23	13		2	2	0	0	-	4	13	5		2	1	1	0	-	2	10	8	
81-82	3	2	1	0	-	4	21	15		1	1	0	0	-	2	11	2		2	1	1	0	-	2	10	13	
82-83	3	2	1	0	-	4	11	9		2	1	1	0	-	2	6	6		1	1	0	0	-	2	5	3	
83-84	3	3	0	0	-	6	17	2		1	1	0	0	-	2	6	1		2	2	0	0	-	4	11	1	
84-85	3	2	0	1	-	5	11	4		2	1	0	1	-	3	7	3		1	1	0	0	-	2	4	1	
85-86	3	2	1	0	-	4	11	12		1	1	0	0	-	2	3	2		2	1	1	0	-	2	8	10	
86-87	3	2	1	0	-	4	16	12		2	2	0	0	-	4	14	4		1	0	1	0	-	0	2	8	
87-88	3	1	1	1	-	3	11	11		1	1	0	0	-	2	4	2		2	0	1	1	-	1	7	9	
88-89	3	2	1	0	-	4	7	5		2	1	1	0	-	2	4	3		1	1	0	0	-	2	3	2	
89-90	3	1	2	0	-	2	12	17		1	1	0	0	-	2	2	1		2	0	2	0	-	0	10	16	
90-91	3	1	2	0	-	2	10	13		2	1	1	0	-	2	7	8		1	0	1	0	-	0	3	5	
91-92	3	3	0	0	-	6	13	7		2	2	0	0	-	4	8	3		1	1	0	0	-	2	5	4	
92-93	2	2	0	0	-	4	9	6		1	1	0	0	-	2	3	1		1	1	0	0	-	2	6	5	
93-94	2	0	2	0	-	0	2	9		1	0	1	0	-	0	1	2		1	0	1	0	-	0	1	7	
94-95	Teams did not meet in 1994-95																										
95-96	2	1	1	0	-	2	5	9		1	1	0	0	-	2	4	3		1	0	1	0	-	0	1	6	
96-97	2	2	0	0	-	4	9	4		1	1	0	0	-	2	6	3		1	1	0	0	-	2	3	1	
97-98	2	2	0	0	-	4	9	4		1	1	0	0	-	2	5	3		1	1	0	0	-	2	4	1	
98-99	4	3	1	0	-	6	16	11		2	2	0	0	-	4	8	4		2	1	1	0	-	2	8	7	
99-00	4	1	2	1	0	3	14	15		2	1	1	0	0	2	8	7		2	0	1	1	0	1	6	8	
00-01	3	2	0	0	1	5	10	9		2	1	0	0	1	3	7	7		1	1	0	0	0	2	3	2	
01-02	4	1	2	1	0	3	11	13		2	0	1	1	0	1	5	6		2	1	1	0	0	2	6	7	
02-03	4	0	3	0	1	1	10	19		2	0	2	0	0	0	3	10		2	0	1	0	1	1	7	9	
03-04	4	0	2	2	0	2	7	11		2	0	1	1	0	1	4	5		2	0	1	1	0	1	3	6	
05-06	4	3	1	-	0	6	18	14		2	2	0	-	0	4	9	5		2	1	1	-	0	2	9	9	
06-07	4	2	2	-	0	4	9	13		2	1	1	-	0	2	6	8		2	1	1	-	0	2	3	5	
07-08	4	2	2	-	0	4	13	8		2	1	1	-	0	2	4	4		2	1	1	-	0	2	9	4	
08-09	4	2	1	-	1	5	9	6		2	1	1	-	0	2	5	3		2	1	0	-	1	3	4	3	
09-10	4	2	1	-	1	5	16	12		2	2	0	-	0	4	12	5		2	0	1	-	1	1	4	7	
10-11	4	3	0	-	1	7	14	11		2	1	0	-	1	3	8	8		2	2	0	-	0	4	6	3	
11-12	4	3	1	-	0	6	11	11		2	2	0	-	0	4	6	2		2	1	1	-	0	2	5	9	
12-13	3	1	2	-	0	2	9	7		2	1	1	-	0	2	7	4		1	0	1	-	0	0	2	3	
13-14	3	2	0	-	1	5	8	5		2	2	0	-	0	4	7	4		1	0	0	-	1	1	1	1	
14-15	3	2	1	-	0	4	12	8		1	1	0	-	0	2	4	0		2	1	1	-	0	2	8	8	
15-16	3	3	0	-	0	6	9	6		2	2	0	-	0	4	5	4		1	1	0	-	0	2	4	2	
16-17	3	2	1	-	0	4	12	10		1	1	0	-	0	2	6	5		2	1	1	-	0	2	6	5	
17-18	3	2	1	-	0	4	9	6		2	1	1	-	0	2	5	4		1	1	0	-	0	2	4	2	
18-19	3	1	2	-	0	2	8	12		1	0	1	-	0	0	2	4		2	1	1	-	0	2	6	8	
19-20	2	2	0	-	0	4	8	6		1	1	0	-	0	2	4	3		1	1	0	-	0	2	4	3	
20-21	Teams did not meet in 2020-21																										
Totals	149	76	57	10	6	168	510	490		76	47	23	4	2	100	272	207		73	29	34	6	4	68	238	283	

SERIES INFORMATION

All-Time Series (W-L-T-OT)

Current Streak
 Last Washington Win
 Last Toronto Win
 Last Tie
 Last Overtime Game
 Overtime Record
 Last 10 Games (W-L-OT)
 Longest Unbeaten Streak
 Longest Winning Streak
 Longest Winless Streak
 Longest Losing Streak
 Washington Shutouts (Last)
 Toronto Shutouts (Last)
 Last Washington Hat Trick
 Last Toronto Hat Trick
 Most Washington Goals
 Most Toronto Goals

Overall

WSH leads, 76-57-10-6
 3 WSH win (2/21/19-10/29/19)
 10/29/19 (4-3 OT)
 1/23/19 (3-6)
 12/19/03 (2-2)
 10/29/19 (4-3 OT)
 6-6-6
 7-3-0
 8 (12/17/83-12/10/85)
 7 (2/16/96-1/1/99)
 8 (11/26/03-1/21/04)
 4 (two times)
 5 (3/1/15)
 4 (10/17/17)
 A. Ovechkin (11/25/17)
 N. Kadri (1/23/19)
 11 (12/11/81)
 10 (2/12/77)

at Washington

WSH leads, 47-23-4-2
 1 WSH win (10/16/19)
 10/16/19 (4-3)
 10/13/18 (2-4)
 12/19/03 (2-2)
 1/3/17 (6-5 OT)
 3-2-3
 8-2-0
 7 (two times)
 7 (4/16/13-1/3/17)
 7 (3/1/01-1/21/04)
 3 (two times)
 4 (3/1/15)
 1 (10/17/17)
 P. Boudra (2/1/01)
 none
 11 (12/11/81)
 7 (11/2/06)

at Toronto

WSH trails, 29-34-6-4
 2 WSH wins (2/21/19-10/29/19)
 10/29/19 (4-3 OT)
 1/23/19 (3-6)
 10/13/03 (2-2)
 10/29/19 (4-3 OT)
 3-4-3
 6-3-1
 6 (4/3/82-10/16/85)
 6 (4/3/82-10/16/85)
 12 (11/30/74-3/28/79)
 4 (3/20/76-11/16/77)
 1 (1/28/84)
 3 (3/6/07)
 A. Ovechkin (11/25/17)
 N. Kadri (1/23/19)
 8 (two times)
 10 (2/12/77)

Vegas Golden Knights

CLUB INFORMATION

Founded 2017-18
Home Arena T-Mobile Arena (17,500)
Stanley Cups None
Chairman, CEO & Governor Bill Foley
President of Hockey Operations, Alt. Governor George McPhee
General Manager Kelly McCrimmon
Head Coach Peter DeBoer
Assistant Coaches Steve Spott, Ryan Craig, Ryan McGill
Vice President of Communications and Content Eric Tosi
2020-21 Record 40-14-2 (82 points)
2020-21 Finish 2nd, Honda West Division
2019-20 Playoffs W. Conference Finals (def. by DAL 4-1)

T-Mobile Arena
 3780 S. Las Vegas Blvd.
 Las Vegas, NV, R3C 89158
 702.790.2663
 @GoldenKnights



2020-21 MEETINGS

Teams did not meet this season

ALL-TIME SERIES HISTORY

TOTALS									HOME									AWAY								
YEAR	GP	W	L	T	OT	PTS	GF	GA	GP	W	L	T	OT	PTS	GF	GA	GP	W	L	T	OT	PTS	GF	GA		
17-18	2	0	2	-	0	0	3	7	1	0	1	-	0	0	3	4	1	0	1	-	0	0	0	3		
18-19	2	1	1	-	0	2	8	7	1	1	0	-	0	2	5	2	1	0	1	-	0	0	3	5		
19-20	2	1	1	-	0	2	7	5	1	1	0	-	0	2	5	2	1	0	1	-	0	0	2	3		
20-21	Teams did not meet in 2020-21																									
Totals	6	2	4	-	0	4	18	19	3	2	1	-	0	4	13	8	3	0	3	-	0	0	5	11		

SERIES INFORMATION

All-Time Series (W-L-T-OT)
 Current Streak
 Last Washington Win
 Last Vegas Win
 Last Tie
 Last Overtime Game
 Overtime Record
 Last 10 Games (W-L-OT)
 Longest Unbeaten Streak
 Longest Winning Streak
 Longest Winless Streak
 Longest Losing Streak
 Washington Shutouts (Last)
 Vegas Shutouts (Last)
 Last Washington Hat Trick
 Last Vegas Hat Trick
 Most Washington Goals
 Most Vegas Goals

Overall

WSH trails, 2-4-0-0
 1 VGK win (2/17/20)
 11/9/19 (5-2)
 2/17/20 (3-2)
 none
 none
 0-0-0
 2-4-0
 1, twice, m.r. (11/9/19)
 1, twice, m.r. (11/9/19)
 2 (12/23/17-2/4/18)
 2 (12/23/17-2/4/18)
 none
 1 (12/23/17)
 none
 none
 5, twice, m.r. (11/9/19)
 5 (12/4/18)

at Washington

WSH leads, 2-1-0-0
 2 WSH wins (10/10/18-11/9/19)
 11/9/19
 2/4/18
 none
 none
 0-0-0
 2-1-0
 2 (10/10/18-11/9/19)
 2 (10/10/18-11/9/19)
 1 (2/4/18)
 1 (2/4/18)
 none
 none
 none
 none
 5, twice, m.r. (11/9/19)
 4 (2/4/18)

at Vegas

WSH trails, 0-3-0-0
 3 VGK wins (12/23/17-2/17/20)
 none
 2/17/20
 none
 none
 0-0-0
 0-3-0
 none
 none
 3 (12/23/17-2/17/20)
 3 (12/23/17-2/17/20)
 none
 1 (12/23/17)
 none
 none
 3 (12/4/18)
 5 (12/4/18)

Winnipeg Jets

CLUB INFORMATION

Founded.....1999-00 (ATL), 2011-12 (WPG)
Home Arena.....Bell MTS Place (15,321)
Stanley Cups.....None
Executive Vice President & General Manager.....Kevin Cheveldayoff
Head Coach.....Paul Maurice
Associate Coach.....Jamie Kompon
Assistant Coaches.....Dave Lowry, Charlie Huddy, Wade Flaherty
Senior Director, Hockey Communications.....Scott Brown
2020-21 Record.....29-23-3 (61 points)
2020-21 Finish.....3rd, Scotia North Division
2019-20 Playoffs.....W. Conference Qualifying Round (def. by CGY 3-1)

Bell MTS Centre
 300 Portage Avenue
 Winnipeg, MB, R3C 5S4
 204.926.5599
 Fax: 204.926.5555
 @NHLJets



2020-21 MEETINGS

Teams did not meet this season

ALL-TIME SERIES HISTORY

	TOTALS								HOME								AWAY							
YEAR	GP	W	L	T	OT	PTS	GF	GA	GP	W	L	T	OT	PTS	GF	GA	GP	W	L	T	OT	PTS	GF	GA
99-00	5	4	1	0	0	8	18	7	2	2	0	0	0	4	8	2	3	2	1	0	0	4	10	5
00-01	5	2	1	2	0	6	14	10	3	2	0	1	0	5	10	5	2	0	1	1	0	1	4	5
01-02	5	3	1	1	0	7	14	6	2	2	0	0	0	4	8	2	3	1	1	1	0	3	6	4
02-03	5	3	1	1	0	7	26	19	3	2	0	1	0	5	17	13	2	1	1	0	0	2	9	6
03-04	6	2	3	1	0	5	16	15	3	1	1	1	0	3	7	7	3	1	2	0	0	2	9	8
05-06	8	3	4	-	1	7	24	39	4	2	2	-	0	4	13	18	4	1	2	-	1	3	11	21
06-07	8	3	3	-	2	8	22	25	4	1	2	-	1	3	11	14	4	2	1	-	1	5	11	11
07-08	8	4	2	-	2	10	22	19	4	2	2	-	0	4	11	11	4	2	0	-	2	6	11	8
08-09	6	4	2	-	0	8	24	24	3	3	0	-	0	6	15	10	3	1	2	-	0	2	9	14
09-10	6	6	0	-	0	12	29	13	3	3	0	-	0	6	12	5	3	3	0	-	0	6	17	8
10-11	6	2	4	-	0	4	13	20	3	2	1	-	0	4	11	10	3	0	3	-	0	0	2	10
11-12	6	2	2	-	2	6	13	16	3	1	0	-	2	4	9	9	3	1	2	-	0	2	4	7
12-13	5	4	1	-	0	8	20	8	2	1	1	-	0	2	7	7	3	3	0	-	0	6	13	1
13-14	2	2	0	-	0	4	8	6	1	1	0	-	0	2	4	2	1	1	0	-	0	2	4	4
14-15	2	1	1	-	0	2	5	4	1	1	0	-	0	2	5	1	1	0	1	-	0	0	0	3
15-16	2	1	0	-	1	3	6	5	1	1	0	-	0	2	5	3	1	0	0	-	1	1	1	2
16-17	2	2	0	-	0	4	7	5	1	1	0	-	0	2	4	3	1	1	0	-	0	2	3	2
17-18	2	1	0	-	1	3	6	6	1	1	0	-	0	2	3	2	1	0	0	-	1	1	3	4
18-19	2	1	1	-	0	2	4	4	1	1	0	-	0	2	3	1	1	0	1	-	0	0	1	3
19-20	2	1	1	-	0	2	3	6	1	1	0	-	0	2	3	3	1	0	1	-	0	0	0	3
20-21	Teams did not meet in 2020-21																							
Totals	93	51	28	5	9	116	294	257	46	31	9	3	3	68	166	128	47	20	19	2	6	48	128	129

SERIES INFORMATION

All-Time Series (W-L-T-OT)

Current Streak

Last Washington Win

Last Winnipeg Win

Last Tie

Last Overtime Game

Overtime Record

Last 10 Games (W-L-OT)

Longest Unbeaten Streak

Longest Winning Streak

Longest Winless Streak

Longest Losing Streak

Washington Shutouts (Last)

Winnipeg Shutouts (Last)

Last Washington Hat Trick

Last Winnipeg Hat Trick

Most Washington Goals

Most Winnipeg Goals

Overall

WSH leads, 51-28-5-9

1 WPG win (2/27/20)

2/25/20 (4-3 SO)

2/27/20 (0-3)

3/20/04 (2-2)

2/25/20 (W, 4-3 SO)

8-6-5

6-2-2

8 (4/5/09-4/9/10)

8 (4/5/09-4/9/10)

5 (3/14/04-10/8/05)

4 (10/14/06-11/22/06)

7 (3/21/13)

6 (2/27/20)

A. Semin (10/23/10)

I. Kovalchuk (12/6/02)

8 (1/9/10)

8 (10/8/05)

at Washington

WSH leads, 31-9-3-3

8 WSH wins (4/23/13-2/25/20)

2/25/20 (4-3 SO)

1/22/13 (2-4)

3/20/04 (2-2)

2/25/20 (W, 4-3 SO)

7-2-3

8-1-1

10 (1/8/00-3/6/03)

9 (3/14/08-11/14/10)

3 (10/14/06-11/22/06)

3 (10/14/06-11/22/06)

2 (11/10/01)

1 (2/2/08)

A. Semin (10/23/10)

I. Kovalchuk (12/6/02)

7 (12/6/02)

7 (10/7/05)

at Winnipeg

WSH leads, 20-19-2-6

3 WPG wins (2/13/18-2/27/20)

11/1/16 (3-2)

2/27/20 (0-3)

12/6/01 (3-3)

2/13/18 (L, 3-4 OT)

1-4-2

5-3-2

4 (two times)

4 (two times)

3 (three times)

3 (three times)

5 (3/21/13)

5 (2/27/20)

A. Ovechkin (12/15/06)

None

8 (1/9/10)

8 (10/8/05)

Playoff History

YEAR-BY-YEAR PLAYOFF RECORDS

Year	Series	W	L	GP	W	L	GF	GA	Result
2019-20	1	0	1	8	2	5	13	23	Reached First Round
2018-19	1	0	1	7	3	4	20	21	Reached First Round
2017-18	4	4	0	24	16	8	86	61	Won Stanley Cup
2016-17	2	1	1	13	7	6	36	36	Reached Second Round
2015-16	2	1	1	12	6	6	29	22	Reached Second Round
2014-15	2	1	1	14	7	7	28	28	Reached Second Round
2012-13	1	0	1	7	3	4	12	16	Reached ECQF
2011-12	2	1	1	14	7	7	29	30	Reached ECQF
2010-11	2	1	1	9	4	5	23	24	Reached ECQF
2009-10	1	0	1	7	3	4	22	20	Reached ECQF
2008-09	2	1	1	14	7	7	41	38	Reached ECQF
2007-08	1	0	1	7	3	4	20	23	Reached ECQF
2002-03	1	0	1	6	2	4	15	14	Reached ECQF
2000-01	1	0	1	6	2	4	10	14	Reached ECQF
1999-00	1	0	1	5	1	4	8	17	Reached ECQF
1997-98	4	3	1	21	12	9	53	44	Reached SCF
1995-96	1	0	1	6	2	4	17	21	Reached ECQF
1994-95	1	0	1	7	3	4	26	29	Reached ECQF
1993-94	2	1	1	11	5	6	32	32	Reached ECQF
1992-93	1	0	1	6	2	4	22	23	Reached DSF
1991-92	1	0	1	7	3	4	27	25	Reached DSF
1990-91	2	1	1	11	5	6	29	35	Reached DF
1989-90	3	2	1	15	8	7	49	48	Reached CF
1988-89	1	0	1	6	2	4	19	25	Reached DSF
1987-88	2	1	1	14	7	7	54	50	Reached DF
1986-87	1	0	1	7	3	4	19	19	Reached DSF
1985-86	2	1	1	9	5	4	36	24	Reached DF
1984-85	1	0	1	5	2	3	12	14	Reached DSF
1983-84	2	1	1	8	4	4	28	25	Reached DF
1982-83	1	0	1	4	1	3	11	19	Reached DSF

30-Year Totals 49 20 29 290 137 152 826 820

*Note: Shootout loss occurred in 2019-20 vs. Tampa Bay

ALL-TIME PLAYOFF RECORD VS. OPPONENTS – SERIES

Opponent	Series	W	L	Last Meeting	Round	Result
Boston	3	2	1	2019-20	ECQR	W, 4-3
Buffalo	1	1	0	1997-98	ECF	W, 4-2
Carolina	1	0	1	2018-19	ECFR	L, 3-4
Columbus	1	1	0	2017-18	ECFR	W, 4-2
Detroit	1	0	1	1997-98	SCF	L, 0-4
Montreal	1	0	1	2009-10	ECQF	L, 3-4
New Jersey	2	1	1	1989-90	ECQF	W, 4-2
NY Islanders	8	2	6	2019-20	ECFR	L, 4-1
NY Rangers	9	4	5	2014-15	ECSR	L, 3-4
Ottawa	1	1	0	1997-98	ECQF	W, 4-1
Philadelphia	5	3	2	2019-20	ECQR	W, 4-2
Pittsburgh	11	2	9	2017-18	ECSR	W, 4-2
Tampa Bay	3	1	2	2019-20	ECQR	W, 4-3
Toronto	1	1	0	2016-17	ECFR	W, 4-2
Vegas	1	1	0	2017-18	SCF	W, 4-1

ALL-TIME PLAYOFF RECORD VS. OPPONENTS – GAMES

Opponent	TOTAL					HOME					AWAY				
	GP	W	L	GF	GA	GP	W	L	GF	GA	GP	W	L	GF	GA
Boston	18	9	9	39	44	9	3	6	19	26	9	6	3	20	18
Buffalo	6	4	2	13	11	3	1	2	4	6	3	3	0	9	5
Carolina	7	3	4	20	21	4	3	1	17	9	3	0	3	3	12
Columbus	6	4	2	24	18	3	1	2	11	12	3	3	0	13	6
Detroit	4	0	4	7	13	2	0	2	2	6	2	0	2	5	7
Montreal	7	3	4	22	20	4	1	3	10	12	3	2	1	12	8
New Jersey	13	7	6	44	43	7	3	4	15	17	6	4	2	29	26
NY Islanders	42	17	25	112	131	23	10	13	61	74	19	7	12	51	57
NY Rangers	55	28	27	144	134	27	18	9	69	53	28	10	18	75	81
Ottawa	5	4	1	18	7	3	3	0	13	3	2	1	1	5	4
Philadelphia	30	16	14	100	87	16	10	6	53	45	14	6	8	47	42
Pittsburgh	68	28	40	195	214	35	16	19	91	98	32	12	21	104	116
Tampa Bay	18	6	11	50	47	8	1	7	16	24	10	5	4	34	23
Toronto	6	4	2	18	16	3	2	1	8	7	3	2	1	10	9
Vegas	5	4	1	20	14	2	2	0	9	3	2	2	1	11	11
Totals	290	137	152	826	820	149	74	75	398	395	141	63	77	428	425

*Note: Shootout loss occurred in 2019-20 vs. Tampa Bay

PLAYOFF RECORDS BY GAME

GAME 1:	28-21	Home: 19-12	Road: 9-9
GAME 2:	25-24	Home: 16-14	Road: 9-10
	When Leading, 1-0: 13-15		
	When Trailing, 0-1: 12-9		
GAME 3:	18-31	Home: 5-13	Road: 13-18
	When Leading, 2-0: 4-9		
	When Tied, 1-1: 11-16		
	When Trailing, 0-2: 3-6		
GAME 4:	24-23	Home: 11-8	Road: 13-15
	When Leading, 3-0: 0-1		
	When Leading, 2-1: 12-10		
	When Trailing, 1-2: 9-9		
	When Trailing, 0-3: 3-3		
GAME 5:	19-24	Home: 14-14	Road: 5-10
	When Leading, 3-1: 4-9		
	When Tied, 2-2: 9-10		
	When Trailing, 1-3: 6-5		
GAME 6:	17-16	Home: 5-5	Road: 12-11
	When Leading, 3-2: 9-9		
	When Trailing, 2-3: 8-7		
GAME 7:	5-12	Home: 3-9	Road: 2-3

All-Time Playoff Scoring

	Player	GP	G	A	PTS	PIM	PPG	SH	GW		Player	GP	G	A	PTS	PIM	PPG	SH	GW	
1.	Alex Ovechkin*	136	69	62	131	75	25	0	10			19	4	5	9	23	2	0	2	
2.	Nicklas Backstrom*	128	36	71	107	58	9	0	7		64.	Jeff Halpern	38	3	5	8	10	1	0	2
3.	Dale Hunter	100	25	47	72	372	11	0	2			Jakub Vrana*	27	7	1	8	12	0	0	2
4.	John Carlson*	112	18	48	66	44	12	0	1			Devante Smith-Pelly*	12	1	7	8	0	0	0	0
5.	Evgeny Kuznetsov*	78	27	35	62	46	6	0	4		67.	John Tucker	30	2	5	7	10	0	1	0
6.	Mike Ridley	76	19	41	60	40	3	1	2			Chandler Stephenson*	39	1	6	7	32	0	0	0
7.	Peter Bondra	73	30	26	56	54	13	0	6			John Erskine	24	4	3	7	8	0	0	1
8.	Michal Pivonka	95	19	36	55	86	5	1	1			David Steckel	21	4	3	7	51	1	0	0
9.	Calle Johansson	95	12	42	54	42	4	0	1			Robert Rouse	48	3	4	7	57	0	1	1
10.	Scott Stevens	67	9	44	53	180	4	0	2			Joseph Reekie	17	3	4	7	8	0	0	0
11.	T.J. Oshie*	61	22	26	48	63	12	0	5			Doug Jarvis	6	2	5	7	2	1	0	0
	Kevin Hatcher	83	16	32	48	224	4	2	1		74.	Jaromir Jagr	29	2	4	6	14	0	0	0
13.	Kelly Miller	100	17	30	47	59	1	4	2			Michal Kempny*	13	1	5	6	6	1	0	1
14.	Mike Gartner	47	16	27	43	61	4	0	1			Kevin Shattenkirk	33	5	1	6	10	0	0	0
15.	Joseph Juneau	44	13	28	41	22	3	1	5			Eric Fehr	21	3	3	6	20	1	0	0
16.	Dave Christian	49	17	19	36	17	4	0	1			Esa Tikkanen	17	2	4	6	8	0	0	0
17.	Mike Green	71	9	26	35	75	6	0	2			Dave Tippett	15	2	4	6	13	0	0	0
	Dino Ciccarelli	32	21	14	35	54	8	0	3			Garry Galley	25	1	5	6	8	0	0	0
19.	Alexander Semin	51	15	19	34	46	5	0	4			Michael Eagles	18	1	5	6	32	0	0	0
20.	Brooks Laich	65	10	22	32	26	2	0	1			Yvon Coriveau	9	1	5	6	2	1	0	0
21.	Sergei Gonchar	51	13	18	31	48	5	1	3	83.	Jason Arnett	21	1	4	5	6	0	0	0	
22.	Marcus Johansson	69	9	21	30	6	2	0	2		Nate Schmidt	22	3	2	5	10	1	0	1	
23.	Tom Wilson*	77	12	16	28	128	1	0	2		Tomas Fleischmann	9	3	2	5	10	1	0	1	
	Bengt-Ake Gustafsson	32	9	19	28	16	6	0	1		Michael Nylander	8	2	3	5	7	1	0	0	
25.	Lars Eller*	49	8	19	27	32	1	0	3		Bryan Erickson	6	2	3	5	19	0	0	0	
26.	Dmitri Khristich	45	9	17	26	33	4	0	1		Pat Elynuik	36	1	4	5	10	0	1	0	
	Larry Murphy	42	9	17	26	51	5	0	2	89.	Boyd Gordon	97	0	4	4	6	0	0	0	
	Jason Chimera	63	12	14	26	30	0	0	6		Braden Holtby*	11	1	3	4	0	0	0	0	
29.	Robert Gould	50	12	12	24	50	1	2	1		Mathieu Perreault	31	4	0	4	26	1	0	0	
30.	Bobby Carpenter	32	10	13	23	53	3	0	1		Brendan Witt	28	3	1	4	54	0	0	0	
31.	Matt Niskanen*	70	2	20	22	33	1	0	0		Chris Simon	26	2	2	4	22	0	0	0	
32.	John Druce	34	16	4	20	32	9	1	5		Timothy Bergland	13	2	2	4	20	2	0	0	
	Sylvain Cote	40	6	14	20	30	1	0	0		Pat Peake	13	2	2	4	19	0	0	0	
	Adam Oates	32	6	14	20	12	1	1	1		David Poulin	12	2	2	4	6	1	0	0	
	Geoff Courtnall	21	6	14	20	44	2	0	2		Dainius Zubrus	17	1	3	4	12	0	0	0	
36.	Dmitry Orlov*	63	2	17	19	16	0	0	0		Randy Burridge	14	1	3	4	12	0	0	0	
	Jay Beagle*	85	8	11	19	26	1	0	2		Roman Hamrlík	12	1	3	4	4	0	0	0	
	Alan Haworth	32	8	11	19	24	2	0	1		Glen Currie	6	1	3	4	0	0	0	0	
39.	Andre Burakovsky*	56	9	9	18	12	0	0	1		Andrew Brunette	18	0	4	4	4	0	0	0	
	Joel Ward	35	5	13	18	14	1	0	2		Philip Housley	6	0	4	4	14	0	0	0	
	Rod Langway	78	2	16	18	55	1	0	1	103.	Trevor Linden	33	2	1	3	83	0	0	1	
42.	Steve Konowalchuk	39	5	12	17	44	2	2	0		Lou Franceschetti	25	2	1	3	43	0	1	0	
	Justin Williams	25	6	10	16	20	1	0	1		Gregory Smith	14	2	1	3	9	0	0	0	
	Al Iafrate	23	11	5	16	40	4	0	2		Robert Joyce	9	2	1	3	35	0	0	1	
	Gaetan Duchesne	33	10	6	16	39	0	1	1		John Barrett	6	2	1	3	2	0	0	1	
	Andrei Nikolishin	32	1	15	16	18	1	0	0		Robert Lang	39	1	2	3	80	0	0	1	
47.	Brian Bellows	21	6	7	13	6	2	0	1		Alan May	34	1	2	3	38	0	0	0	
	Gregory Adams	36	2	11	13	132	1	0	0		Ken Klee	28	1	2	3	60	0	0	0	
	Sergei Fedorov	21	2	11	13	20	0	0	1		Mark Tinordi	10	1	2	3	22	0	0	0	
50.	Tom Poti	27	2	10	12	17	1	0	0		Michael Lalor	9	1	2	3	4	1	0	0	
	Todd Krygier	35	8	4	12	36	0	1	2		Marco Sturm	8	1	2	3	2	1	0	0	
	Stephen Leach	44	6	6	12	28	1	0	1		Jorgen Pettersson	14	0	3	3	2	0	0	0	
53.	Brooks Orpik*	64	2	9	11	44	0	0	2	115.	Dennis Wideman	15	0	2	2	2	0	0	0	
	Brett Connolly*	38	8	3	11	12	1	0	0		Carl Hagelin	5	0	2	2	2	0	0	0	
	Karl Alzner	64	3	8	11	16	0	0	1		Radko Gudas	16	1	1	2	4	0	0	0	
	Matt Bradley	37	3	8	11	8	0	1	1		Alex Chiasson*	21	2	0	2	18	0	1	0	
	Mike Knuble	24	6	5	11	20	1	1	0		Milan Jurcina	14	2	0	2	6	0	1	1	
58.	Richard Zednik	22	7	3	10	21	2	0	0		Peter Sundstrom	21	1	1	2	10	0	0	0	
	Craig Laughlin	27	6	4	10	18	1	0	4		Matt Hendricks	16	1	1	2	53	0	0	0	
60.	Troy Brouwer	35	3	6	9	28	1	0	1		Nick Kypreos	11	1	1	2	18	0	0	0	
	Keith Jones	26	4	5	9	75	1	0	0		Donald Brashear	11	1	1	2	2	1	0	0	
	Viktor Kozlov	21	4	5	9	8	0	0	1		John Slaney	7	1	1	2	10	0	0	1	
											Mike Ribeiro									

All-Time Playoff Scoring

Player	GP	G	A	PTS	PIM	PPG	SH	GW	Player	GP	G	A	PTS	PIM	PP	SH	GW
Joe Corvo	7	1	1	2	4	0	0	0	181. Nick Jensen	15	0	0	0	2	0	0	0
Mike Grier	6	1	1	2	2	0	0	0	Garnet Hathaway	8	0	0	0	12	0	0	0
Dennis Maruk	4	1	1	2	2	0	0	0	Shane Gersich*	2	0	0	0	0	0	0	0
Shaone Morrison	26	0	2	2	16	0	0	0	Brian Pinho	2	0	0	0	0	0	0	0
Brian Pothier	13	0	2	2	8	0	0	0	Martin Fehervary	2	0	0	0	0	0	0	0
James Johnson	13	0	2	2	14	0	0	0	Jonas Siegenthaler	11	0	0	0	2	0	0	0
Ulf Dahlen	11	0	2	2	4	0	0	0	Daniel Winnik	25	0	0	0	4	0	0	0
Darren Veitch	10	0	2	2	19	0	0	0	Trent Whitfield	14	0	0	0	12	0	0	0
Paul Cavallini	6	0	2	2	18	0	0	0	Timo Blomqvist	13	0	0	0	24	0	0	0
Kip Miller	5	0	2	2	2	0	0	0	Mike Richards	12	0	0	0	4	0	0	0
Brian Engblom	4	0	2	2	2	0	0	0	David Jensen	11	0	0	0	2	0	0	0
Jeff Brown	2	0	2	2	0	0	0	0	Ken Sabourin	11	0	0	0	34	0	0	0
Keith Aucoin	14	0	2	2	2	0	0	0	Joseph Sacco	11	0	0	0	6	0	0	0
Travis Boyd*	6	1	0	1	0	0	0	0	Rob Zettler	11	0	0	0	2	0	0	0
Nic Dowd	15	1	0	1	10	0	0	0	Rob Murray	9	0	0	0	18	0	0	0
Brenden Dillon	8	0	1	1	8	0	0	0	Kevin Kaminski	8	0	0	0	52	0	0	0
Richard Panik	8	1	0	1	6	0	0	0	Matt Cooke	7	0	0	0	4	0	0	0
Ilya Kovalchuk	8	0	1	1	2	0	0	0	Joel Kwiatkowski	6	0	0	0	2	0	0	0
Christian Djoos*	25	0	1	1	4	0	0	0	Eric Charron	6	0	0	0	8	0	0	0
Nathan Walker*	1	0	1	1	0	0	0	0	Steve Poapst	6	0	0	0	0	0	0	0
Jakub Jerabek*	2	0	1	1	2	0	0	0	Rick Tabaracci	6	0	0	0	4	0	0	0
Taylor Chorney	7	0	1	1	4	0	0	0	Stefan Ustorf	5	0	0	0	0	0	0	0
Tim Gleason	14	0	1	1	5	0	0	0	Joe Murphy	5	0	0	0	8	0	0	0
Curtis Glencross	10	1	0	1	2	0	0	0	Doug Wickenheiser	5	0	0	0	2	0	0	0
Jack Hillen	7	0	1	1	6	0	0	0	Brian Sutherby	5	0	0	0	10	0	0	0
Steve Oleksy	7	0	1	1	4	0	0	0	Michael Latta	4	0	0	0	2	0	0	0
Craig Berube	38	1	0	1	90	0	0	1	Martin Erat	4	0	0	0	4	0	0	0
Grant Ledyard	14	1	0	1	30	0	0	0	Dmitri Mironov	4	0	0	0	4	0	0	0
Shawn Anderson	14	1	0	1	12	0	0	0	Todd Nelson	4	0	0	0	0	0	0	0
Gary Sampson	12	1	0	1	0	0	0	0	Kent Paynter	4	0	0	0	10	0	0	0
Chris Clark	8	1	0	1	8	0	0	0	Bob Mason	4	0	0	0	0	0	0	0
Edward Kastelic	6	1	0	1	32	1	0	0	Terry Yake	3	0	0	0	0	0	0	0
Steve Eminger	5	1	0	1	2	0	0	0	Glen Metropolit	3	0	0	0	2	0	0	0
Jason Woolley	4	1	0	1	4	0	0	1	Dwight Schofield	3	0	0	0	14	0	0	0
Kenneth Houston	4	1	0	1	4	0	0	0	Scot Kleinendorst	3	0	0	0	0	0	0	0
Robert Pearson	3	1	0	1	17	0	0	1	Jeff Nelson	3	0	0	0	4	0	0	0
Grant Martin	1	1	0	1	2	0	0	0	Mark Taylor	3	0	0	0	0	0	0	0
Neil Sheehy	21	0	1	1	130	0	0	0	Mike Weber	2	0	0	0	0	0	0	0
Al Jensen	12	0	1	1	4	0	0	0	Andre Hidi	2	0	0	0	0	0	0	0
Scott Hannan	9	0	1	1	2	0	0	0	Milan Novy	2	0	0	0	0	0	0	0
David Shand	8	0	1	1	13	0	0	0	Igor Ulanov	2	0	0	0	4	0	0	0
Paul MacDermid	7	0	1	1	22	0	0	0	Jeff Greenlaw	2	0	0	0	21	0	0	0
Eric Belanger	7	0	1	1	4	0	0	0	Christopher Valentine	2	0	0	0	4	0	0	0
Brad Schlegel	7	0	1	1	2	0	0	0	Jeff Toms	1	0	0	0	0	0	0	0
John Blum	6	0	1	1	4	0	0	0	Scott Walker	1	0	0	0	0	0	0	0
Sergei Berezin	6	0	1	1	0	0	0	0	Mikko Leinonen	1	0	0	0	0	0	0	0
Jason Doig	6	0	1	1	6	0	0	0	Sean Collins	1	0	0	0	0	0	0	0
Brendan Morrison	5	0	1	1	2	0	0	0	Steve Maltais	1	0	0	0	0	0	0	0
Mike McEwen	5	0	1	1	4	0	0	0	Grant Jennings	1	0	0	0	0	0	0	0
Peter Andersson	5	0	1	1	2	0	0	0	Jaroslav Svejksky	1	0	0	0	2	0	0	0
Greg Theberge	4	0	1	1	0	0	0	0	Nolan Baumgartner	1	0	0	0	10	0	0	0
Stewart Holt	4	0	1	1	20	0	0	0	Edward Bulley	1	0	0	0	0	0	0	0
Tyler Sloan	4	0	1	1	0	0	0	0	Jim McKenzie	1	0	0	0	0	0	0	0
Ivan Ciernik	2	0	1	1	6	0	0	0	Craig Billington	1	0	0	0	0	0	0	0
Christopher Felix	2	0	1	1	0	0	0	0	Paul Carey	1	0	0	0	0	0	0	0
Don Beaupre	36	0	1	1	4	0	0	0									

*Indicates 2018 Stanley Cup Champion

CAREER LEADERS

GAMES PLAYED

1. Alex Ovechkin 136
2. Nicklas Backstrom 128
3. John Carlson 112
4. Dale Hunter 100
5. Kelly Miller 100
6. Michal Pivonka 95
7. Calle Johansson 95
8. Jay Beagle 85
9. Kevin Hatcher 83
10. Rod Langway 78

GOALS

1. Alex Ovechkin 69
2. Nicklas Backstrom 36
3. Peter Bondra 30
4. Evgeny Kuznetsov 27
5. Dale Hunter 25
6. T.J. Oshie 22
7. Dino Ciccarelli 21
8. Mike Ridley 19
9. Michal Pivonka 19
10. John Carlson 18

POWER-PLAY GOALS

1. Alex Ovechkin 25
2. Peter Bondra 13
3. T.J. Oshie 12
4. John Carlson 12
5. Dale Hunter 11

ASSISTS

1. Nicklas Backstrom 71
2. Alex Ovechkin 62
3. John Carlson 48
4. Dale Hunter 47
5. Scott Stevens 44
6. Calle Johansson 42
7. Mike Ridley 41
8. Michal Pivonka 36
9. Evgeny Kuznetsov 35
10. Kevin Hatcher 32

SHORTHANDED GOALS

1. Kelly Miller 4
2. Kevin Hatcher 2
3. Robert Gould 2
4. Steve Konowalchuk 2
5. 16 tied with 1

PENALTY MINUTES

1. Dale Hunter 372
2. Kevin Hatcher 224
3. Scott Stevens 180
4. Gregory Adams 132
5. Neil Sheehy 130
6. Tom Wilson 128
7. Craig Berube 90
8. Michal Pivonka 86
9. Lou Franceschetti 83
10. Alan May 80

GAME-WINNING GOALS

1. Alex Ovechkin 10
2. Nicklas Backstrom 7
3. Peter Bondra 6
4. Jason Chimera 6
5. T.J. Oshie 5
6. Joseph Juneau 5
7. John Druce 5

All-Time Playoff Goaltending

PLAYOFF GOALTENDING BY GOALS-AGAINST AVERAGE

Player	GP	MIN	W	L	GA	AVG	SO	SA	PCT
Robert Mason	4	309	2	2	9	1.75	1	143	.937
Braden Holtby*	97	6,013	50	46	213	2.13	7	2,888	.926
Olie Kolzig	45	2,797	20	24	100	2.14	6	1,376	.927
Michal Neuvirth	9	590	4	5	23	2.34	1	261	.912
Semyon Varlamov	19	1,107	10	9	46	2.49	2	542	.915
Byron Dafe	3	138	0	2	6	2.61	0	42	.857
Rick Tabaracci	6	415	1	5	20	2.89	0	210	.905
Pat Riggin	10	453	2	5	22	2.91	0	120	.876
Cristobal Huet	7	451	3	4	22	2.93	0	242	.909
Don Beaupre	36	1,992	18	15	99	2.98	2	948	.896
Craig Billington	1	20	0	0	1	3.00	0	6	.833
Pete Peeters	30	1,736	15	15	91	3.15	0	817	.888
Al Jensen	12	598	5	5	32	3.21	0	206	.886
Mike Liut	11	555	4	5	32	3.46	0	252	.873
Jose Theodore	4	178	0	2	11	3.71	0	73	.849
Philipp Grubauer*	4	184	1	1	13	4.24	0	79	.835
Jim Carey	10	455	2	5	35	4.61	0	190	.816
Clint Malarchuk	4	193	0	2	15	4.65	0	95	.842

*Indicates 2018 Stanley Cup Champion

GAMES PLAYED

1.	Braden Holtby.....	97
2.	Olie Kolzig.....	45
3.	Don Beaupre.....	36
4.	Pete Peeters.....	30
5.	Semyon Varlamov.....	19

MINUTES

1.	Braden Holtby.....	6,013
2.	Olie Kolzig.....	2,799
3.	Don Beaupre.....	1,992
4.	Pete Peeters.....	1,736
5.	Semyon Varlamov.....	1,107

WINS

1.	Braden Holtby.....	50
2.	Olie Kolzig.....	20
3.	Don Beaupre.....	18
4.	Pete Peeters.....	15
5.	Semyon Varlamov.....	10

SHUTOUTS

1.	Braden Holtby.....	7
2.	Olie Kolzig.....	6
3.	Don Beaupre.....	2
	Semyon Varlamov.....	2
5.	Michal Neuvirth.....	1
	Robert Mason.....	1

ALL-TIME SHUTOUTS

Shutouts For (19)

Date	Opponent	Score	Goaltender
4/20/19	vs. Carolina	6-0	Braden Holtby
5/23/18	@ Tampa Bay	4-0	Braden Holtby
5/21/18	Tampa Bay	3-0	Braden Holtby
4/24/16	@ Philadelphia	1-0	Braden Holtby
4/14/16	Philadelphia	2-0	Braden Holtby
5/4/15	NY Rangers	1-0	Braden Holtby
5/4/13	NY Rangers	1-0 (OT)	Braden Holtby
4/15/11	NY Rangers	2-0	Michal Neuvirth
4/24/09	NY Rangers	4-0	Semyon Varlamov
4/20/09	@ NY Rangers	4-0	Semyon Varlamov
4/10/03	@ Tampa Bay	3-0	Olie Kolzig
4/12/01	Pittsburgh	1-0	Olie Kolzig
5/30/98	@ Buffalo	2-0	Olie Kolzig
5/15/98	Ottawa	3-0	Olie Kolzig
5/13/98	@ Ottawa	2-0	Olie Kolzig
4/28/98	@ Boston	3-0	Olie Kolzig
4/21/94	Pittsburgh	2-0	Don Beaupre
4/5/91	@ NY Rangers	3-0	Don Beaupre
4/11/87	@ NY Islanders	2-0	Bob Mason

Shutouts Against (16)

Date	Opponent	Score	Goaltender
4/15/19	@ Carolina	0-5	Petr Mrazek
5/10/17	Pittsburgh	0-2	Marc-Andre Fleury
4/22/16	Philadelphia	0-2	Michal Neuvirth
5/13/13	NY Rangers	0-5	Henrik Lundqvist
5/12/13	@ NY Rangers	0-1	Henrik Lundqvist
4/12/12	@ Boston	0-1	Tim Thomas
4/18/09	NY Rangers	0-1	Henrik Lundqvist
4/13/08	Philadelphia	0-2	Martin Biron
4/16/01	@ Pittsburgh	0-3	Johan Hedberg
4/13/00	Pittsburgh	0-7	Ron Tugnutt
5/23/98	Buffalo	0-2	Dominik Hasek
5/1/98	Boston	0-4	Byron Dafe
5/18/95	@ Pittsburgh	0-3	Ken Wregget
5/5/94	NY Rangers	0-3	Mike Richter
4/7/91	NY Rangers	0-6	Mike Richter
5/5/90	@ Boston	0-3	Andy Moog

Playoff Overtimes

CAPITALS OVERTIME WINS

	Date	Opponent	Goal Scorer	Time	Game	Score
1.	4/10/85	NY Islanders	Alan Haworth	2:28	1	4-3
2.	4/11/85	NY Islanders (2 OT)	Mike Gartner	21:23	2	2-1
3.	4/16/88	Philadelphia	Dale Hunter	5:57	7	5-4
4.	4/8/89	Philadelphia	Kelly Miller	:51	3	4-3
5.	4/5/90	@ New Jersey	Dino Ciccarelli	5:34	1	5-4
6.	4/25/90	NY Rangers	Rod Langway	:34	4	4-3
7.	4/27/90	@ NY Rangers	John Druce	6:48	5	2-1
8.	4/11/91	@ NY Rangers	Dino Ciccarelli	6:44	5	5-4
9.	4/26/98	@ Boston (2 OT)	Joe Juneau	26:31	3	3-2
10.	5/3/98	@ Boston	Brian Bellows	15:24	6	3-2
11.	5/25/98	Buffalo	Todd Krygier	3:01	2	3-2
12.	5/28/98	@ Buffalo	Peter Bondra	9:37	3	4-3
13.	6/4/98	@ Buffalo	Joe Juneau	6:24	6	3-2
14.	4/18/01	@ Pittsburgh	Jeff Halpern	4:01	4	4-3
15.	5/11/09	@ Pittsburgh	David Steckel	6:22	6	5-4
16.	4/17/10	Montreal	Nicklas Backstrom	:31	2	6-5
17.	4/13/11	NY Rangers	Alexander Semin	18:24	1	2-1
18.	4/20/11	@ NY Rangers (2 OT)	Jason Chimera	32:36	4	4-3
19.	4/14/2012	@ Boston (2 OT)	Nicklas Backstrom	22:56	2	2-1
20.	4/25/2012	@ Boston	Joel Ward	2:57	7	2-1
21.	5/4/13	NY Rangers	Mike Green	8:00	2	1-0
22.	5/10/13	NY Rangers	Mike Ribeiro	9:24	5	2-1
23.	4/21/15	@ NY Islanders	Nicklas Backstrom	11:09	4	2-1
24.	4/28/16	Pittsburgh	T.J. Oshie	9:33	1	4-3
25.	4/13/17	Toronto	Tom Wilson	5:15	1	3-2
26.	4/21/17	Toronto	Justin Williams	1:04	5	2-1
27.	4/23/17	@ Toronto	Marcus Johansson	6:31	6	2-1
28.	5/1/17	@ Pittsburgh	Kevin Shattenkirk	3:13	3	3-2
29.	4/17/18	@ Columbus (2 OT)	Lars Eller	29:00	3	3-2
30.	4/21/18	Columbus	Nicklas Backstrom	11:53	5	4-3
31.	5/7/18	@Pittsburgh	Evgeny Kuznetsov	5:27	6	2-1
32.	4/13/19	Carolina	Brooks Orpik	1:48	2	4-3

CAPITALS OVERTIME LOSSES

	Date	Opponent	Goal Scorer	Time	Game	Score
1.	4/13/84	@ NY Islanders	Anders Kallur	7:35	2	4-5
2.	4/17/86	NY Rangers	Brian MacLellan	1:16	1	3-4
3.	4/23/86	@ NY Rangers	Bob Brooke	2:40	4	5-6
4.	4/18/87	NY Islanders (4 OT)	Pat LaFontaine	68:47	7	2-3
5.	4/10/88	@ Philadelphia	Murray Craven	1:18	4	4-5
6.	4/19/91	@ Pittsburgh	Kevin Stevens	8:10	2	6-7
7.	4/20/93	NY Islanders (2 OT)	Brian Mullen	34:50	2	4-5
8.	4/22/93	@ NY Islanders	Ray Ferraro	4:46	3	3-4
9.	4/24/93	@ NY Islanders (2 OT)	Ray Ferraro	25:40	4	3-4
10.	5/14/95	@ Pittsburgh	Luc Robitaille	4:30	5	5-6
11.	4/24/96	Pittsburgh (4 OT)	Petr Nedved	79:15	4	2-3
12.	4/24/98	Boston (2 OT)	Darren Van Impe	20:54	2	3-4
13.	6/11/98	@ Detroit	Kris Draper	15:24	2	4-5
14.	4/15/00	@ Pittsburgh	Jaromir Jagr	5:49	2	1-2
15.	4/24/01	@ Pittsburgh	Martin Straka	13:04	6	3-4
16.	4/15/03	Tampa Bay	Vincent Lecavalier	2:29	3	3-4
17.	4/20/03	Tampa Bay (3 OT)	Martin St. Louis	44:03	6	1-2
18.	4/17/08	@ Philadelphia (2 OT)	Mike Knuble	26:40	4	3-4
19.	4/22/08	Philadelphia	Joffrey Lupul	6:06	7	2-3
20.	5/6/09	@ Pittsburgh	Kris Letang	11:23	3	2-3
21.	5/9/09	Pittsburgh	Evgeni Malkin	3:28	5	3-4
22.	4/15/10	Montreal	Tomas Plekanec	13:19	1	2-3
23.	5/1/11	Tampa Bay	Vincent Lecavalier	6:19	2	2-3
24.	4/12/2012	@ Boston	Chris Kelly	1:18	1	0-1
25.	4/22/2012	Boston	Tyler Seguin	3:17	6	3-4
26.	5/2/2012	NY Rangers (3 OT)	Marian Gaborik	74:41	3	1-2
27.	5/7/2012	@ NY Rangers	Marc Staal	1:35	5	2-3
28.	4/19/15	@ NY Islanders	John Tavares	0:15	3	1-2
29.	5/8/15	@ NY Rangers	Ryan McDonagh	9:37	5	1-2
30.	5/13/15	@ NY Rangers	Derek Stepan	11:24	7	1-2
31.	5/4/16	@ Pittsburgh	Patric Hornqvist	2:34	4	2-3
32.	5/10/16	@ Pittsburgh	Nick Bonino	6:32	6	3-4
33.	4/15/17	Toronto (2 OT)	Kasperi Kapanen	11:53	2	3-4
34.	4/17/17	@ Toronto	Tyler Bozak	1:37	3	3-4
35.	4/12/18	Columbus	Artemi Panarin	6:02	1	3-4
36.	4/15/17	Columbus	Matt Calvert	12:22	2	4-5
37.	4/24/19	Carolina (2 OT)	Brock McGinn	31:05	7	3-4
38.	8/16/20	@ NY Islanders	Mathew Barzal	4:28	3	0-3

OVERTIME RECORD BY YEAR

Year	Total			Home			Away		
	GP	W	L	GP	W	L	GP	W	L
2019-20	2	0	1	0	0	0	2	0	1
2018-19	2	1	1	2	1	1	0	0	0
2017-18	5	3	2	3	1	2	2	2	0
2016-17	6	4	2	3	2	1	3	2	1
2015-16	3	1	2	1	1	0	2	0	2
2014-15	4	1	3	0	0	0	4	1	3
2012-13	2	2	0	2	2	0	0	0	0
2011-12	6	2	4	2	0	2	4	2	2
2010-11	3	2	1	2	1	1	1	1	0
2009-10	2	1	1	2	1	1	0	0	0
2008-09	3	1	2	1	0	1	2	1	1
2007-08	2	0	2	1	0	1	1	0	1
2002-03	2	0	2	2	0	2	0	0	0
2000-01	2	1	1	0	0	0	2	1	1
1999-00	1	0	1	0	0	0	1	0	1
1997-98	7	5	2	2	1	1	5	4	1
1995-96	1	0	1	1	0	1	0	0	0
1994-95	1	0	1	0	0	0	1	0	1
1993-94	0	0	0	0	0	0	0	0	0
1992-93	3	0	3	1	0	1	2	0	2
1991-92	0	0	0	0	0	0	0	0	0
1990-91	2	1	1	0	0	0	2	1	1
1989-90	3	3	0	1	1	0	2	2	0
1988-89	1	1	0	1	1	0	0	0	0
1987-88	2	1	1	1	1	0	1	0	1
1986-87	1	0	1	1	0	1	0	0	0
1985-86	2	0	2	1	0	1	1	0	1
1984-85	2	2	0	2	2	0	0	0	0
1983-84	1	0	1	0	0	0	1	0	1

*Note: Shootout loss occurred in 2019-20 vs. Tampa Bay

OVERTIME RECORD BY OPPONENT

Year	Total			Home			Away		
	GP	W	L	GP	W	L	GP	W	L
Boston	7	4	3	2	0	2	5	4	1
Buffalo	3	3	0	1	1	0	2	2	0
Carolina	2	1	1	2	1	1	0	0	0
Columbus	4	2	2	3	1	2	1	1	0
Detroit	1	0	1	0	0	0	1	0	1
Montreal	2	1	1	2	1	1	0	0	0
New Jersey	1	1	0	0	0	0	1	1	0
NY Islanders	10	3	7	4	2	2	6	1	5
NY Rangers	13	7	6	6	4	2	7	3	4
Ottawa	0	0	0	0	0	0	0	0	0
Philadelphia	5	2	3	3	2	1	2	0	2
Pittsburgh	14	5	9	3	1	2	11	4	7
Tampa Bay	4	0	3	3	0	3	0	0	0
Toronto	5	3	2	3	2	1	2	1	1
Totals	71	32	38	32	15	17	39	17	21

*Note: Shootout loss occurred in 2019-20 vs. Tampa Bay

Playoff Hat Tricks & Penalty Shots

CAPITALS HAT TRICKS

	Date	Player	Opponent	Score	Goaltender
1.	4/5/90	Dino Ciccarelli	@ New Jersey	W, 5-4	Sean Burke
2.	4/21/90	John Druce	@ NY Rangers	W, 6-3	John Vanbiesbrouck, Mike Richter
3.	4/25/92	Dino Ciccarelli (4)	@ Pittsburgh	W, 7-2	Tom Barrasso, Ken Wregget
4.	4/20/93	Dale Hunter	NY Islanders	L, 4-5 2 OT	Glenn Healy
5.	4/26/93	Al Iafrate	NY Islanders	W, 6-4	Glenn Healy, Mark Fitzpatrick
6.	5/4/09	Alex Ovechkin	Pittsburgh	W, 4-3	Marc-Andre Fleury
7.	4/17/10	Nicklas Backstrom	Montreal	W, 6-5 OT	Jaroslav Halak
8.	4/28/16	T.J. Oshie	Pittsburgh	W, 4-3 OT	Matthew Murray

OPPONENTS HAT TRICKS

	Date	Player	Opponent	Score	Goaltender
1.	4/20/88	Aaron Broten	New Jersey	L, 2-5	Pete Peeters
2.	4/22/88	Mark Johnson (4)	@ New Jersey	L, 4-10	Clint Malarchuk, Pete Peeters
3.	4/22/88	Patrik Sundstrom	@ New Jersey	L, 4-10	Clint Malarchuk, Pete Peeters
4.	4/19/90	Bernie Nicholls	@ NY Rangers	L, 3-7	Mike Liut
5.	4/26/93	Ray Ferraro (4)	NY Islanders	W, 6-4	Don Beaupre
6.	5/11/98	Daniel Alfredsson	@ Ottawa	L, 3-4	Olie Kolzig
7.	5/4/09	Sidney Crosby	Pittsburgh	W, 4-3	Semyon Varlamov

CAPITALS PENALTY SHOTS

	Date	Player	Opponent	Score	Result	Goalie
1.	4/14/85	Bob Carpenter	@ NY Islanders	L, 4-6	Failed	Billy Smith
2.	5/10/95	Michal Pivonka	Pittsburgh	W, 6-2	Failed	Tom Barrasso
3.	4/24/96	Joe Juneau	Pittsburgh	L, 2-3 4 OT	Failed	Ken Wregget
4.	4/20/19	Nic Dowd	Carolina	W, 6-0	Goal	Petr Mrazek

OPPONENTS PENALTY SHOTS

	Date	Player	Opponent	Score	Result	Goalie
1.	4/9/83	Denis Potvin	NY Islanders	L, 2-6	Failed	Al Jensen
2.	4/15/08	Mike Richards	@ Philadelphia	L, 3-6	Goal	Cristobal Huet
3.	5/6/15	Carl Hagelin	NY Rangers	W, 2-1	Failed	Braden Holtby



Nic Dowd converted the first penalty shot in the playoffs in franchise history in Game 5 of the Eastern Conference first round against Carolina on April 20, 2019.

Game-by-Game Playoff Results

2019-20

Eastern Conference First Round - Washington vs. New York Islanders (best of seven) - New York wins series 4-1

GM	Date	Opponent	Result	Series	PP	PK	SF-SA	GWG	Goalies
1	8/12	NY Islanders	L, 2-4	0-1	2-7	4-4	26-28	Bailey	Holtby/Varlamov
2	8/14	NY Islanders	L, 2-5	0-2	0-2	4-5	25-32	Nelson	Holtby/Varlamov
3	8/16	@ NY Islanders	L, 1-2 (OT)	0-3	1-2	5-5	23-34	Barzal	Holtby/Varlamov
4	8/18	@ NY Islanders	W, 3-2	1-3	1-5	5-5	29-26	Ovechkin	Holtby/Varlamov
5	8/20	NY Islanders	L, 0-4	1-4	0-2	2-3	21-17	Beauvillier	Holtby/Varlamov

Eastern Conference Round Robin

GM	Date	Opponent	Result	Series	PP	PK	SF-SA	GWG	Goalies
1	8/3	@ Tampa Bay	SOL, 2-3	N/A	1-4	0-0	33-28	Kucherov	Holtby/Vasilevskiy
2	8/6	@ Philadelphia	L, 1-3	N/A	0-4	6-6	14-21	Sanheim	Holtby/Elliott
3	8/9	Boston	W, 2-1	N/A	0-2	0-2	25-31	Wilson	Holtby/Rask

2018-19

Eastern Conference First Round - Washington vs. Carolina Hurricanes (best of seven) - Carolina wins series 4-3

GM	Date	Opponent	Result	Series	PP	PK	SF-SA	GWG	Goalies
1	4/11	Carolina	W, 4-2	1-0	2-4	3-3	18-29	Ovechkin	Holtby/Mrazek
2	4/13	Carolina	W, 4-3 OT	2-0	0-4	4-5	33-28	Orpik	Holtby/Mrazek
3	4/15	@ Carolina	L, 0-5	2-1	0-4	3-5	18-45	Foegle	Holtby/Mrazek
4	4/18	@ Carolina	L, 1-2	2-2	1-3	2-2	31-24	Teravainen	Holtby/Mrazek
5	4/20	Carolina	W, 6-0	3-2	3-4	5-5	28-30	Backstrom	Holtby/Mrazek
6	4/22	@ Carolina	L, 2-5	3-3	0-2	4-4	35-36	Staal	Holtby/Mrazek
7	4/24	Carolina	L, 3-4 2OT	3-4	0-3	1-1	37-42	McGinn	Holtby/Mrazek

2017-18

Eastern Conference First Round - Washington vs. Columbus Blue Jackets (best of seven) - Washington wins series 4-2

GM	Date	Opponent	Result	Series	PP	PK	SF-SA	GWG	Goalies
1	4/12	Columbus	L, 4-3 OT	0-2	2-6	2-4	30-27	Panarin	Grubauer/Bobrovsky
2	4/15	Columbus	L, 5-4 OT	0-2	3-7	2-4	58-30	Calvert	Grubauer, Holtby/Bobrovsky
3	4/17	@ Columbus	W, 3-2 2OT	1-2	1-4	4-4	45-35	Eller	Holtby/Bobrovsky
4	4/19	@ Columbus	W, 4-1	2-2	1-3	3-3	33-24	Oshie	Holtby/Bobrovsky
5	4/21	Columbus	W, 4-3 OT	3-2	1-4	5-5	29-42	Backstrom	Holtby/Bobrovsky
6	4/23	@ Columbus	W, 6-3	4-2	1-3	4-4	28-38	Smith-Pelly	Holtby/Bobrovsky

Eastern Conference Second Round - Washington vs. Pittsburgh Penguins (best of seven) - Washington wins series 4-2

GM	Date	Opponent	Result	Series	PP	PK	SF-SA	GWG	Goalies
1	4/26	Pittsburgh	L, 2-3	0-1	0-1	2-2	34-25	Guentzel	Holtby/Murray
2	4/29	Pittsburgh	W, 4-1	1-1	1-3	3-3	32-33	Vrana	Holtby/Murray
3	5/1	@ Pittsburgh	W, 4-3	2-1	1-4	3-4	22-22	Ovechkin	Holtby/Murray
4	5/3	@ Pittsburgh	L, 1-3	2-2	1-3	2-4	21-24	Malkin	Holtby/Murray
5	5/5	Pittsburgh	W, 6-3	3-2	1-3	3-5	32-39	Vrana	Holtby/Murray
6	5/7	@ Pittsburgh	W, 2-1 OT	4-2	0-1	1-1	30-22	Kuznetsov	Holtby/Murray

Eastern Conference Final - Washington vs. Tampa Bay Lightning (best of seven) - Washington wins series 4-3

GM	Date	Opponent	Result	Series	PP	PK	SF-SA	GWG	Goalies
1	5/11	@ Tampa Bay	W, 4-2	1-0	2-4	2-3	32-21	Beagle	Holtby/Vasilevskiy, Domingue
2	5/13	@ Tampa Bay	W, 6-2	2-0	1-3	2-4	37-35	Eller	Holtby/Vasilevskiy
3	5/15	Tampa Bay	L, 2-4	2-1	0-3	3-5	38-23	Hedman	Holtby/Vasilevskiy
4	5/17	Tampa Bay	L, 2-4	2-2	0-4	1-2	38-20	Killorn	Holtby/Vasilevskiy
5	5/19	@ Tampa Bay	L, 2-3	2-3	0-0	0-1	30-22	Callahan	Holtby/Vasilevskiy
6	5/21	Tampa Bay	W, 3-0	3-3	1-1	2-2	34-24	Oshie	Holtby/Vasilevskiy
7	5/23	@ Tampa Bay	W, 4-0	4-3	0-2	1-1	23-29	Ovechkin	Holtby/Vasilevskiy

Stanley Cup Final - Washington vs. Vegas Golden Knights (best of seven) - Washington wins series 4-1

GM	Date	Opponent	Result	Series	PP	PK	SF-SA	GWG	Goalies
1	5/28	@ Vegas	L, 4-6	0-1	0-1	0-1	28-34	Nosek	Holtby/Fleury
2	5/30	@ Vegas	W, 3-2	1-1	1-2	4-5	26-39	Orpik	Holtby/Fleury
3	6/2	Vegas	W, 3-1	2-1	0-4	2-2	26-22	Kuznetsov	Holtby/Fleury
4	6/4	Vegas	W, 6-2	3-1	3-5	4-4	23-30	Smith-Pelly	Holtby/Fleury
5	6/7	@ Vegas	W, 4-3	4-1	1-4	1-2	33-31	Eller	Holtby/Fleury

2016-17

Eastern Conference First Round - Washington vs. Toronto Maple Leafs (best of seven) - Washington wins series 4-2

GM	Date	Opponent	Result	Series	PP	PK	SF-SA	GWG	Goalies
1	4/13	Toronto	W, 3-2 OT	1-0	1-3	1-1	44-37	Wilson	Holtby/Andersen
2	4/15	Toronto	L, 3-4 OT	1-1	2-5	4-5	50-51	Kapanen	Holtby/Andersen
3	4/17	@ Toronto	L, 3-4 OT	1-2	0-3	2-3	26-28	Bozak	Holtby/Andersen
4	4/19	@ Toronto	W, 5-4	2-2	1-1	3-4	27-34	Oshie	Holtby/Andersen
5	4/21	Toronto	W, 2-1 OT	3-2	1-3	4-4	28-25	Williams	Holtby/Andersen
6	4/23	@ Toronto	W, 2-1 OT	4-2	0-2	1-1	36-38	Johansson	Holtby/Andersen

Game-by-Game Playoff Results

Eastern Conference Second Round - Washington vs. Pittsburgh Penguins (best of seven) - Pittsburgh wins series 4-3

GM	Date	Opponent	Result	Series	PP	PK	SF-SA	GWG	Goalies
1	4/27	Pittsburgh	L, 2-3	0-1	0-0	2-2	35-21	Bonino	Holtby/Fleury
2	4/29	Pittsburgh	L, 2-6	0-2	1-5	2-3	36-24	Guentzel	Holtby, Grubauer/Fleury
3	5/1	@ Pittsburgh	W, 3-2 OT	1-2	2-5	5-5	33-30	Shattenkirk	Holtby, Fleury
4	5/3	@ Pittsburgh	L, 2-3	1-3	0-4	4-5	38-18	Schultz	Holtby, Fleury
5	5/6	Pittsburgh	W, 4-2	2-3	0-3	1-2	32-22	Kuznetsov	Holtby, Fleury
6	5/8	@ Pittsburgh	W, 5-2	3-3	2-4	3-3	26-18	Backstrom	Holtby, Fleury
7	5/10	Pittsburgh	L, 0-2	3-4	0-2	2-2	29-28	Rust	Holtby, Fleury

2015-16

Eastern Conference First Round - Washington vs. Philadelphia Flyers (best of seven) - Washington wins series 4-2

GM	Date	Opponent	Result	Series	PP	PK	SF-SA	GWG	Goalies
1	4/14	Philadelphia	W, 2-0	1-0	1-6	4-4	31-19	Carlson	Holtby/Mason
2	4/16	Philadelphia	W, 4-1	2-0	2-2	4-4	23-42	Chimera	Holtby/Mason
3	4/18	@ Philadelphia	W, 6-1	3-0	5-9	5-5	27-32	Ovechkin	Holtby/Mason
4	4/20	@ Philadelphia	L, 1-2	3-1	0-2	1-2	32-25	MacDonald	Holtby/Neuvirth
5	4/22	Philadelphia	L, 0-2	3-2	0-3	6-6	44-11	White	Holtby/Neuvirth
6	4/24	@ Philadelphia	W, 1-0	4-2	0-5	3-3	29-26	Backstrom	Holtby/Neuvirth

Eastern Conference Second Round - Washington vs. Pittsburgh Penguins (best of seven) - Pittsburgh wins series 4-2

GM	Date	Opponent	Result	Series	PP	PK	SF-SA	GWG	Goalies
1	4/28	Pittsburgh	W, 4-3 OT	1-0	0-4	2-2	35-45	Oshie	Holtby/Murray
2	4/30	Pittsburgh	L, 1-2	1-1	1-2	5-5	24-35	Fehr	Holtby/Murray
3	5/2	@ Pittsburgh	L, 2-3	1-2	0-4	3-3	49-23	Hagelin	Holtby/Murray
4	5/4	@ Pittsburgh	L, 2-3 OT	1-3	0-2	4-4	36-33	Hornqvist	Holtby/Murray
5	5/7	Pittsburgh	W, 3-1	2-3	2-5	1-2	19-31	Oshie	Holtby/Murray
6	5/10	@ Pittsburgh	L, 3-4 OT	2-4	2-6	1-3	39-42	Bonino	Holtby/Murray

2014-15

Eastern Conference First Round - Washington vs. New York Islanders (best of seven) - Washington wins series 4-3

GM	Date	Opponent	Result	Series	PP	PK	SF-SA	GWG	Goalies
1	4/15	NY Islanders	L, 1-4	0-1	0-2	2-2	25-27	Strome	Holtby/Halak
2	4/17	NY Islanders	W, 4-3	1-1	1-1	1-1	35-21	Chimera	Grubauer/Halak
3	4/19	@ NY Islanders	L, 1-2 OT	1-2	0-3	3-3	25-42	Tavares	Holtby/Halak
4	4/21	@ NY Islanders	W, 2-1 OT	2-2	0-1	4-4	30-37	Backstrom	Holtby/Halak
5	4/23	NY Islanders	W, 5-1	3-2	0-3	2-2	41-23	Alzner	Holtby/Halak, Neuvirth
6	4/25	@ NY Islanders	L, 1-3	3-3	1-3	1-1	39-38	Kulemin	Holtby/Halak
7	4/27	NY Islanders	W, 2-1	4-3	0-0	1-1	26-11	Kuznetsov	Holtby/Halak

Eastern Conference Second Round - Washington vs. New York Rangers (best of seven) - New York wins series 4-3

GM	Date	Opponent	Result	Series	PP	PK	SF-SA	GWG	Goalies
1	4/30	@ NY Rangers	W, 2-1	1-0	1-2	2-2	29-32	Ward	Holtby/Lundqvist
2	5/2	@ NY Rangers	L, 2-3	1-1	0-1	3-4	32-35	Brassard	Holtby/Lundqvist
3	5/4	NY Rangers	W, 1-0	2-1	0-2	2-2	22-30	Beagle	Holtby/Lundqvist
4	5/6	NY Rangers	W, 2-1	3-1	0-1	1-1	30-29	Burakovsky	Holtby/Lundqvist
5	5/8	@ NY Rangers	L, 1-2 OT	3-2	0-2	2-2	29-43	McDonagh	Holtby/Lundqvist
6	5/10	NY Rangers	L, 3-4	3-3	0-4	2-3	45-28	Boyle	Holtby/Lundqvist
7	5/13	@ NY Rangers	L, 1-2 OT	3-4	0-3	3-4	36-39	Stepan	Holtby/Lundqvist

2012-13

Eastern Conference Quarterfinals - Washington vs. New York Rangers (best of seven) - New York wins series 4-3

GM	Date	Opponent	Result	Series	PP	PK	SF-SA	GWG	Goalies
1	5/2	NY Rangers	W 3-1	1-0	1-5	4-4	30-36	Johansson	Holtby/Lundqvist
2	5/4	NY Rangers	W 1-0 OT	2-0	1-2	3-3	38-24	Green	Holtby/Lundqvist
3	5/6	@ NY Rangers	L 3-4	2-1	0-3	5-6	31-30	Stepan	Holtby/Lundqvist
4	5/8	@ NY Rangers	L 3-4	2-2	0-2	3-4	30-34	Stepan	Holtby/Lundqvist
5	5/10	NY Rangers	W 2-1 OT	3-2	1-2	4-4	35-25	Ribeiro	Holtby/Lundqvist
6	5/12	@ NY Rangers	L 0-1	3-3	0-0	5-5	27-29	Brassard	Holtby/Lundqvist
7	5/13	NY Rangers	L 0-5	3-4	0-2	2-2	35-27	Asham	Holtby/Lundqvist

2011-12

Eastern Conference Quarterfinals - Washington vs. Boston Bruins (best of seven) - Washington wins series 4-3

GM	Date	Opponent	Result	Series	PP	PK	SF-SA	GWG	Goalies
1	4/12	@ Boston	L 0-1 OT	0-1	0-2	4-4	17-30	Kelly	Holtby/Thomas
2	4/14	@ Boston	W 2-1 2OT	1-1	0-3	2-2	39-44	Backstrom	Holtby/Thomas
3	4/16	Boston	L 3-4	1-2	1-4	5-5	32-29	Chara	Holtby/Thomas
4	4/19	Boston	W 2-1	2-2	1-3	1-1	21-45	Semin	Holtby/Thomas
5	4/21	@ Boston	W 4-3	3-2	1-2	2-3	32-37	Brouwer	Holtby/Thomas
6	4/22	Boston	L 3-4 OT	3-3	0-4	4-5	39-31	Seguin	Holtby/Thomas
7	4/25	@ Boston	W 2-1 OT	4-3	0-1	3-3	27-32	Ward	Holtby/Thomas

Game-by-Game Playoff Results

Eastern Conference Semifinals - Washington vs. New York Rangers (best of seven) - New York wins series 4-3

GM	Date	Opponent	Result	Series	PP	PK	SF-SA	GWG	Goalies
1	4/28	@ NY Rangers	L 1-3	0-1	0-4	4-4	18-14	Kreider	Holtby/Lundqvist
2	4/30	@ NY Rangers	W 3-2	1-1	1-3	2-3	25-28	Ovechkin	Holtby/Lundqvist
3	5/2	NY Rangers	L 1-2 3OT	1-2	0-3	3-4	46-49	Gaborik	Holtby/Lundqvist
4	5/5	NY Rangers	W 3-2	2-2	1-2	2-2	26-20	Green	Holtby/Lundqvist
5	5/7	@ NY Rangers	L 2-3 OT	2-3	1-4	3-5	18-38	Staal	Holtby/Lundqvist
6	5/9	NY Rangers	W 2-1	3-3	1-3	5-5	23-31	Chimera	Holtby/Lundqvist
7	5/12	@ NY Rangers	L 1-2	3-4	0-1	2-2	23-31	Del Zotto	Holtby/Lundqvist

2010-11

Eastern Conference Quarterfinals - Washington vs. New York Rangers (best-of-seven) - Washington wins series 4-1

GM	Date	Opponent	Result	Series	PP	PK	SF-SA	GWG	Goalies
1	4/13	NY Rangers	W 2-1 OT	1-0	0-2	2-2	33-25	Semin	Neuvirth/Lundqvist
2	4/15	NY Rangers	W 2-0	2-0	1-3	2-2	18-22	Chimera	Neuvirth/Lundqvist
3	4/17	@ NY Rangers	L 2-3	2-1	1-3	6-7	25-35	Dubinsky	Neuvirth/Lundqvist
4	4/20	@ NY Rangers	W 4-3 2OT	3-1	0-4	7-7	53-39	Chimera	Neuvirth/Lundqvist
5	4/23	NY Rangers	W 3-1	4-1	1-4	2-2	27-27	Ovechkin	Neuvirth/Lundqvist

Eastern Conference Semifinals - Washington vs. Tampa Bay (best-of-seven) - Tampa Bay wins series 4-0

GM	Date	Opponent	Result	Series	PP	PK	SF-SA	GWG	Goalies
1	4/29	Tampa Bay	L 2-4	0-1	0-5	3-4	28-24	Stamkos	Neuvirth/Roloson
2	5/1	Tampa Bay	L 2-3 OT	0-2	0-6	4-5	37-23	Lecavalier	Neuvirth/Roloson
3	5/3	@ Tampa Bay	L 3-4	0-3	1-5	4-4	32-30	Malone	Neuvirth/Roloson
4	5/4	@ Tampa Bay	L 3-5	0-4	1-3	3-5	36-37	Bergeron	Neuvirth/Roloson

2009-10

Eastern Conference Quarterfinals - Washington vs. Montreal Canadiens (best-of-seven) - Montreal wins series 4-3

GM	Date	Opponent	Result	Series	PP	PK	SF-SA	GWG	Goalies
1	4/15	Montreal	L 2-3 OT	0-1	0-4	3-4	47-38	Plekanec	Theodore/Halak
2	4/17	Montreal	W 6-5 OT	1-1	0-3	2-3	37-24	Backstrom	Varlamov/Halak
3	4/19	@ Montreal	W 5-1	2-1	0-7	4-5	36-27	Laich	Varlamov/Halak, Price
4	4/21	@ Montreal	W 6-3	3-1	1-5	3-4	38-39	Chimera	Varlamov/Price
5	4/23	Montreal	L 1-2	3-2	0-5	6-6	38-28	Moen	Varlamov/Halak
6	4/26	@ Montreal	L 1-4	3-3	0-6	4-5	54-22	Cammalleri	Varlamov/Halak
7	4/28	Montreal	L 1-2	3-4	0-3	2-3	42-16	Moore	Varlamov/Halak

2008-09

Eastern Conference Quarterfinals - Washington vs. New York Rangers (best-of-seven) - Washington wins series 4-3

GM	Date	Opponent	Result	Series	PP	PK	SF-SA	GWG	Goalies
1	4/15	NY Rangers	L 3-4	0-1	2-7	2-4	35-21	Dubinsky	Theodore/Lundqvist
2	4/18	NY Rangers	L 0-1	0-2	0-3	5-5	35-24	Callahan	Varlamov/Lundqvist
3	4/20	@ NY Rangers	W 4-0	1-2	2-6	6-6	40-33	Semin	Varlamov/Lundqvist
4	4/22	@ NY Rangers	L 1-2	1-3	0-6	3-3	39-21	Drury	Varlamov/Lundqvist
5	4/24	NY Rangers	W 4-0	2-3	0-7	4-4	21-20	Bradley	Varlamov/Lundqvist, Valiquette
6	4/26	@ NY Rangers	W 5-3	3-3	2-2	6-8	22-32	Kozlov	Varlamov/Lundqvist
7	4/28	NY Rangers	W 2-1	4-3	0-2	1-1	24-15	Fedorov	Varlamov/Lundqvist

Eastern Conference Semifinals - Washington vs. Pittsburgh (best-of-seven) - Pittsburgh wins series 4-3

GM	Date	Opponent	Result	Series	PP	PK	SF-SA	GWG	Goalies
1	5/2	Pittsburgh	W 3-2	1-0	1-2	5-5	26-36	Fleischmann	Varlamov/Fleury
2	5/4	Pittsburgh	W 4-3	2-0	1-5	3-5	33-36	Ovechkin	Varlamov/Fleury
3	5/6	@ Pittsburgh	L 2-3 OT	2-1	1-2	6-7	23-42	Letang	Varlamov/Fleury
4	5/8	@ Pittsburgh	L 3-5	2-2	0-4	5-6	22-28	Crosby	Varlamov/Fleury
5	5/9	Pittsburgh	L 3-4 OT	2-3	1-2	1-2	31-42	Malkin	Varlamov/Fleury
6	5/11	@ Pittsburgh	W 5-4 OT	3-3	1-4	3-5	24-42	Steckel	Varlamov/Fleury
7	5/13	Pittsburgh	L 2-6	3-4	0-0	2-4	21-30	Guerin	Varlamov, Theodore/Fleury

2007-08

Eastern Conference Quarterfinals - Washington vs. Philadelphia (best-of-seven) - Philadelphia wins series 4-3

GM	Date	Opponent	Result	Series	PP	PK	SF-SA	GWG	Goalies
1	4/11	Philadelphia	W 5-4	1-0	1-3	2-3	27-22	Ovechkin	Huet/Biron
2	4/13	Philadelphia	L 0-2	1-1	0-6	5-5	24-41	Umberger	Huet/Biron
3	4/15	@ Philadelphia	L 3-6	1-2	1-7	6-7	19-33	Briere	Huet/Biron
4	4/17	@ Philadelphia	L 3-4 2OT	1-3	2-4	6-7	41-46	Knuble	Huet/Biron
5	4/19	Philadelphia	W 3-2	2-3	2-6	2-3	26-32	Semin	Huet/Biron
6	4/21	@ Philadelphia	W 4-2	3-3	1-5	3-5	40-35	Ovechkin	Huet/Biron
7	4/22	Philadelphia	L 2-3 OT	3-4	1-4	4-6	41-34	Lupul	Huet/Biron

Game-by-Game Playoff Results

2002-03

Eastern Conference Quarterfinals – Washington vs. Tampa Bay (best-of-seven) – Tampa Bay wins series 4-2

GM	Date	Opponent	Result	Series	PP	PK	SF-SA	GWG	Goalies
1	4/10	@ Tampa Bay	W 3-0	1-0	0-3	4-4	22-28	Lang	Kolzig/Khabibulin
2	4/12	@ Tampa Bay	W 6-3	2-0	3-6	4-4	31-43	Nylander	Kolzig/Khabibulin
3	4/15	Tampa Bay	L 3-4 OT	2-1	1-4	3-4	19-28	Lecavalier	Kolzig/Khabibulin
4	4/16	Tampa Bay	L 1-3	2-2	0-3	6-6	23-25	St. Louis	Kolzig/Khabibulin
5	4/18	@ Tampa Bay	L 1-2	2-3	0-4	2-3	23-22	St. Louis	Kolzig/Khabibulin
6	4/20	Tampa Bay	L 1-2 3OT	2-4	1-7	4-6	61-46	St. Louis	Kolzig/Khabibulin

2000-01

Eastern Conference Quarterfinals – Washington vs. Pittsburgh (best-of-seven) – Pittsburgh wins series 4-2

GM	Date	Opponent	Result	Series	PP	PK	SF-SA	GWG	Goalies
1	4/12	Pittsburgh	W 1-0	1-0	1-5	1-1	27-16	Bondra	Kolzig/Hedberg
2	4/14	Pittsburgh	L 1-2	1-1	1-3	1-2	18-27	Lemieux	Kolzig/Hedberg
3	4/16	@ Pittsburgh	L 0-3	1-2	0-4	4-4	34-24	Stevens	Kolzig/Hedberg
4	4/18	@ Pittsburgh	W 4-3 OT	2-2	3-4	3-5	29-32	Halpern	Kolzig/Hedberg
5	4/21	Pittsburgh	L 1-2	2-3	1-3	3-3	22-18	Lemieux	Kolzig/Hedberg
6	4/23	@ Pittsburgh	L 3-4 OT	2-4	1-3	4-6	31-36	Straka	Kolzig/Hedberg

1999-00

Eastern Conference Quarterfinals – Pittsburgh vs. Washington (best-of-seven) – Pittsburgh wins series 4-1

GM	Date	Opponent	Result	Series	PP	PK	SF-SA	GWG	Goalies
1	4/13	Pittsburgh	L 0-7	0-1	0-5	5-8	32-26	Laukkanen	Kolzig, Billington/Tugnutt
2	4/15	@ Pittsburgh	L 1-2 OT	0-2	1-5	8-9	38-21	Jagr	Kolzig/Tugnutt
3	4/17	@ Pittsburgh	L 3-4	0-3	1-3	4-5	27-22	Slegr	Kolzig/Tugnutt
4	4/19	Pittsburgh	W 3-2	1-3	1-6	3-4	37-23	Halpern	Kolzig/Tugnutt
5	4/21	Pittsburgh	L 1-2	1-4	0-2	3-3	26-17	Jagr	Kolzig/Tugnutt

1997-98

Eastern Conference Quarterfinals – Washington vs. Boston (best-of-seven) – Washington wins series 4-2

GM	Date	Opponent	Result	Series	PP	PK	SF-SA	GWG	Goalies
1	4/22	Boston	W 3-1	1-0	0-2	3-4	28-28	Gonchar	Kolzig/Dafoe
2	4/24	Boston	L 3-4 2OT	1-1	1-2	6-7	28-40	Van Impe	Kolzig/Dafoe
3	4/26	@ Boston	W 3-2 OT	2-1	1-5	8-10	27-54	Juneau	Kolzig/Dafoe
4	4/28	@ Boston	W 3-0	3-1	1-3	7-7	18-38	Oates	Kolzig/Dafoe
5	5/1	Boston	L 0-4	3-2	0-5	4-6	26-30	Samsonov	Kolzig/Dafoe
6	5/3	@ Boston	W 3-2 2OT	4-2	0-3	6-6	33-49	Bellows	Kolzig/Dafoe

Eastern Conference Semifinals – Washington vs. Ottawa (best-of-seven) – Washington wins series 4-1

GM	Date	Opponent	Result	Series	PP	PK	SF-SA	GWG	Goalies
1	5/7	Ottawa	W 4-2	1-0	0-2	4-5	23-38	Bondra	Kolzig/Rhodes, Tugnutt
2	5/9	Ottawa	W 6-1	2-0	1-4	7-7	18-31	Juneau	Kolzig/Tugnutt
3	5/11	@ Ottawa	L 3-4	2-1	2-4	2-5	17-34	Yashin	Kolzig/Rhodes
4	5/13	@ Ottawa	W 2-0	3-1	0-3	5-5	11-36	Gonchar	Kolzig/Rhodes
5	5/15	Ottawa	W 3-0	4-1	1-3	4-4	21-29	Juneau	Kolzig/Rhodes

Eastern Conference Finals – Washington vs. Buffalo (best-of-seven) – Washington wins series 4-2

GM	Date	Opponent	Result	Series	PP	PK	SF-SA	GWG	Goalies
1	5/23	Buffalo	L 0-2	0-1	0-5	7-7	19-20	Grosek	Kolzig/Hasek
2	5/25	Buffalo	W 3-2 OT	1-1	1-7	3-4	39-33	Krygier	Kolzig/Hasek
3	5/28	@ Buffalo	W 4-3 OT	2-1	2-4	4-5	30-30	Bondra	Kolzig/Hasek
4	5/30	@ Buffalo	W 2-0	3-1	0-4	7-7	19-30	Berube	Kolzig/Hasek
5	6/2	Buffalo	L 1-2	3-2	1-5	4-4	35-16	Woolley	Kolzig/Hasek
6	6/4	@ Buffalo	W 3-2 OT	4-2	1-6	6-6	38-41	Juneau	Kolzig/Hasek

Stanley Cup Final – Washington vs. Detroit (best-of-seven) – Detroit wins series 4-0

GM	Date	Opponent	Result	Series	PP	PK	SF-SA	GWG	Goalies
1	6/9	@ Detroit	L 1-2	0-1	0-4	3-3	17-31	Lidstrom	Kolzig/Osgood
2	6/11	@ Detroit	L 4-5 OT	0-2	1-4	4-4	33-60	Draper	Kolzig/Osgood
3	6/13	Detroit	L 1-2	0-3	1-5	5-5	18-34	Fedorov	Kolzig/Osgood
4	6/16	Detroit	L 1-4	0-4	0-4	2-5	31-38	Lapointe	Kolzig/Osgood

1995-96

Eastern Conference Quarterfinals – Washington vs. Pittsburgh (best-of-seven) – Pittsburgh wins series 4-2

GM	Date	Opponent	Result	Series	PP	PK	SF-SA	GWG	Goalies
1	4/17	@ Pittsburgh	W 6-4	1-0	1-5	5-6	35-28	Krygier	Carey, Kolzig/Barrasso
2	4/19	@ Pittsburgh	W 5-3	2-0	3-6	6-7	34-36	Bondra	Kolzig/Barrasso
3	4/22	Pittsburgh	L 1-4	2-1	1-10	5-6	39-19	Murray	Carey/Wregget
4	4/24	Pittsburgh	L 2-3 4OT	2-2	2-8	8-10	63-65	Nedved	Kolzig/Wregget
5	4/26	@ Pittsburgh	L 1-4	2-3	0-5	9-9	40-32	Leroux	Kolzig/Wregget
6	4/28	Pittsburgh	L 2-3	2-4	0-4	2-4	37-26	Francis	Carey, Kolzig/Wregget

Game-by-Game Playoff Results

1994-95

Eastern Conference Quarterfinals – Washington vs. Pittsburgh (best-of-seven) – Pittsburgh wins series 4-3

GM	Date	Opponent	Result	Series	PP	PK	SF-SA	GWG	Goalies
1	5/6	@ Pittsburgh	W 5-4	1-0	0-6	4-7	34-27	Gonchar	Carey, Kolzig/Wregget
2	5/8	@ Pittsburgh	L 3-5	1-1	1-5	4-6	22-33	Stevens	Carey/Wregget
3	5/10	Pittsburgh	W 6-2	2-1	3-10	8-9	28-25	Bondra	Carey/Wregget, Barrasso
4	5/12	Pittsburgh	W 6-2	3-1	0-8	5-5	31-22	Pearson	Carey/Barrasso
5	5/14	@ Pittsburgh	L 5-6 OT	3-2	2-6	4-5	28-31	Robitaille	Carey/Wregget
6	5/16	Pittsburgh	L 1-7	3-3	0-6	4-6	31-21	Jagr	Carey, Kolzig, Dafoe/Wregget
7	5/18	@ Pittsburgh	L 0-3	3-4	0-3	3-4	33-18	MacIver	Carey/Wregget

1993-94

Eastern Conference Quarterfinals – Washington vs. Pittsburgh (best-of-seven) – Washington wins series 4-2

GM	Date	Opponent	Result	Series	PP	PK	SF-SA	GWG	Goalies
1	4/17	@ Pittsburgh	W 5-3	1-0	0-5	4-4	31-30	Juneau	Beaupre/Barrasso
2	4/19	@ Pittsburgh	L 1-2	1-1	1-7	5-6	35-17	Tocchet	Dafoe/Barrasso
3	4/21	Pittsburgh	W 2-0	2-1	0-6	7-7	17-27	Reekie	Beaupre/Barrasso
4	4/23	Pittsburgh	W 4-1	3-1	1-2	2-2	30-22	Bondra	Beaupre/Barrasso
5	4/25	@ Pittsburgh	L 2-3	3-2	0-5	3-3	28-22	Jagr	Dafoe/Barrasso
6	4/27	Pittsburgh	W 6-3	4-2	1-4	5-6	29-22	Johansson	Beaupre/Barrasso

Eastern Conference Semifinals – Washington vs. NY Rangers (best-of-seven) – NY Rangers win series 4-1

GM	Date	Opponent	Result	Series	PP	PK	SF-SA	GWG	Goalies
1	5/1	@ NY Rangers	L 3-6	0-1	1-6	6-7	30-24	Noonan	Beaupre/Richter
2	5/3	@ NY Rangers	L 2-5	0-2	0-4	4-4	24-25	Tikkanen	Tabaracci/Richter
3	5/5	NY Rangers	L 0-3	0-3	0-4	2-4	21-21	Leetch	Beaupre/Richter
4	5/7	NY Rangers	W 4-2	1-3	1-6	5-6	23-27	Woolley	Beaupre/Richter, Healy
5	5/9	@ NY Rangers	L 3-4	1-4	0-5	4-4	31-36	Leetch	Beaupre, Tabaracci/Richter

1992-93

Patrick Division Semifinals – NY Islanders vs. Washington (best-of-seven) – NY Islanders win series 4-2

GM	Date	Opponent	Result	Series	PP	PK	SF-SA	GWG	Goalies
1	4/18	NY Islanders	W 3-1	1-0	2-5	5-5	27-23	Hunter	Tabaracci/Healy
2	4/20	NY Islanders	L 4-5 2OT	1-1	2-5	5-5	45-61	Mullen	Tabaracci/Healy
3	4/22	@ NY Islanders	L 3-4 OT	1-2	0-2	4-4	25-30	Ferraro	Tabaracci/Healy
4	4/24	@ NY Islanders	L 3-4 2OT	1-3	2-6	4-5	40-46	Ferraro	Tabaracci/Healy
5	4/26	NY Islanders	W 6-4	2-3	2-4	4-4	26-32	Iafrate	Beaupre/Healy, Fitzpatrick
6	4/28	@ NY Islanders	L 3-5	2-4	1-4	6-6	26-33	Green	Beaupre/Healy

1991-92

Patrick Division Semifinals – Pittsburgh vs. Washington (best-of-seven) – Pittsburgh wins series 4-3

GM	Date	Opponent	Result	Series	PP	PK	SF-SA	GWG	Goalies
1	4/19	Pittsburgh	W 3-1	1-0	0-3	2-2	31-33	Druce	Beaupre/Barrasso
2	4/21	Pittsburgh	W 6-2	2-0	3-8	5-7	31-35	Pivonka	Beaupre/Barrasso
3	4/23	@ Pittsburgh	L 4-6	2-1	2-11	9-12	34-29	Lemieux	Beaupre/Barrasso
4	4/25	@ Pittsburgh	W 7-2	3-1	1-3	5-5	35-33	Khristich	Beaupre/Barrasso, Wregget
5	4/27	Pittsburgh	L 2-5	3-2	0-4	1-2	23-25	Murphy	Beaupre/Barrasso
6	4/29	@ Pittsburgh	L 4-6	3-3	1-6	1-5	29-39	Lemieux	Beaupre/Barrasso
7	5/1	Pittsburgh	L 1-3	3-4	0-1	0-1	19-21	Jagr	Beaupre/Barrasso

1990-91

Patrick Division Semifinals – Washington vs. NY Rangers (best-of-seven) – Washington wins series 4-2

GM	Date	Opponent	Result	Series	PP	PK	SF-SA	GWG	Goalies
1	4/3	@ NY Rangers	L 1-2	0-1	0-5	5-5	29-30	Nicholls	Beaupre/Richter
2	4/5	@ NY Rangers	W 3-0	1-1	1-7	8-8	32-36	Ciccarelli	Beaupre/Richter
3	4/7	NY Rangers	L 0-6	1-2	0-5	7-9	37-38	King	Beaupre, Liut/Richter
4	4/9	NY Rangers	W 3-2	2-2	0-2	4-4	26-21	May	Beaupre/Richter
5	4/11	@ NY Rangers	W 5-4 OT	3-2	1-5	5-6	55-35	Ciccarelli	Beaupre/Richter
6	4/13	NY Rangers	W 4-2	4-2	0-3	3-4	26-25	Ridley	Beaupre/Richter, Vanbiesbrouck

Patrick Division Final – Washington vs. Pittsburgh (best-of-seven) – Pittsburgh wins series 4-1

GM	Date	Opponent	Result	Series	PP	PK	SF-SA	GWG	Goalies
1	4/17	@ Pittsburgh	W 4-2	1-0	2-4	1-3	31-26	Iafrate	Beaupre/Pietrangelo
2	4/19	@ Pittsburgh	L 6-7 OT	1-1	3-6	4-6	42-43	Stevens	Beaupre, Liut/Pietrangelo
3	4/21	Pittsburgh	L 1-3	1-2	1-6	4-4	27-22	Stevens	Beaupre/Barrasso
4	4/23	Pittsburgh	L 1-3	1-3	0-4	5-6	39-19	Stevens	Beaupre/Barrasso
5	4/25	@ Pittsburgh	L 1-4	1-4	0-2	4-4	34-31	Francis	Beaupre/Barrasso

Game-by-Game Playoff Results

1989-90

Patrick Division Semifinals – Washington vs. New Jersey (best-of-seven) – Washington wins series 4-2

GM	Date	Opponent	Result	Series	PP	PK	SF-SA	GWG	Goalies
1	4/5	@ New Jersey	W 5-4 OT	1-0	1-6	6-7	24-30	Ciccarelli	Liut/Burke
2	4/7	@ New Jersey	L 5-6	1-1	1-5	6-8	26-39	Stastny	Liut, Beaupre/Terreri
3	4/9	New Jersey	L 1-2	1-2	1-8	4-5	21-10	Shanahan	Liut/Terreri
4	4/11	New Jersey	W 3-1	2-2	1-5	4-4	33-24	Druce	Beaupre/Burke
5	4/13	@ New Jersey	W 4-3	3-2	0-2	3-4	24-20	Courttnall	Beaupre/Terreri
6	4/15	New Jersey	W 3-2	4-2	0-3	3-3	32-34	Druce	Beaupre/Terreri

Patrick Division Finals – Washington vs. NY Rangers (best-of-seven) – Washington wins series 4-1

GM	Date	Opponent	Result	Series	PP	PK	SF-SA	GWG	Goalies
1	4/19	@ NY Rangers	L 3-7	0-1	0-3	3-6	35-38	Ogrodnick	Liut/Vanbiesbrouck
2	4/21	@ NY Rangers	W 6-3	1-1	2-3	5-6	25-28	Druce	Beaupre/Vanbiesbrouck, Richter
3	4/23	NY Rangers	W 7-1	2-1	3-9	7-7	49-19	Courttnall	Beaupre, Liut/Richter
4	4/25	NY Rangers	W 4-3 OT	3-1	2-7	7-8	25-33	Langway	Liut/Richter, Vanbiesbrouck
5	4/27	@ NY Rangers	W 2-1 OT	4-1	0-6	5-5	34-29	Druce	Liut/Vanbiesbrouck

Wales Conference Finals – Washington vs. Boston (best-of-seven) – Boston wins series 4-0

GM	Date	Opponent	Result	Series	PP	PK	SF-SA	GWG	Goalies
1	5/3	@ Boston	L 3-5	0-1	1-3	4-5	26-35	Propp	Liut/Moog
2	5/5	@ Boston	L 0-3	0-2	0-4	3-3	28-30	Carpenter	Beaupre/Moog
3	5/7	Boston	L 1-4	0-3	1-6	4-5	26-24	Janney	Beaupre/Moog
4	5/9	Boston	L 2-3	0-4	0-1	2-3	14-17	Neely	Liut/Moog

1988-89

Patrick Division Semifinals – Washington vs. Philadelphia (best-of-seven) – Philadelphia wins series 4-2

GM	Date	Opponent	Result	Series	PP	PK	SF-SA	GWG	Goalies
1	4/5	Philadelphia	W 3-2	1-0	1-8	4-5	36-29	Franceschetti	Peeters/Hextall
2	4/6	Philadelphia	L 2-3	1-1	1-8	2-4	21-26	Propp	Peeters/Hextall
3	4/8	@ Philadelphia	W 4-3 OT	2-1	2-5	5-6	44-24	Miller	Peeters/Hextall
4	4/9	@ Philadelphia	L 2-5	2-2	1-9	4-6	32-31	Murphy	Peeters/Hextall
5	4/11	Philadelphia	L 5-8	2-3	3-9	3-5	34-26	Eklund	Peeters/Hextall
6	4/13	@ Philadelphia	L 3-4	2-4	1-4	7-8	34-28	Tocchet	Peeters/Hextall

1987-88

Patrick Division Semifinals – Washington vs. Philadelphia (best-of-seven) – Washington wins series 4-3

GM	Date	Opponent	Result	Series	PP	PK	SF-SA	GWG	Goalies
1	4/6	Philadelphia	L 2-4	0-1	2-8	3-4	37-31	Poulin	Peeters/Hextall
2	4/7	Philadelphia	W 5-4	1-1	0-4	5-5	28-35	Miller	Peeters/Hextall
3	4/9	@ Philadelphia	L 3-4	1-2	1-6	5-6	17-29	Samuelsson	Peeters/Hextall
4	4/10	@ Philadelphia	L 4-5 OT	1-3	0-4	5-5	26-30	Craven	Malarchuk/Hextall, Laforest
5	4/12	Philadelphia	W 5-2	2-3	0-8	7-8	32-33	Hatcher	Peeters/Hextall, Laforest
6	4/14	@ Philadelphia	W 7-2	3-3	4-9	7-8	28-26	Gustafson	Peeters/Hextall
7	4/16	Philadelphia	W 5-4	4-3	1-8	4-5	40-33	Hunter	Peeters/Hextall

Patrick Division Finals – Washington vs. New Jersey (best-of-seven) – New Jersey wins series 4-3

GM	Date	Opponent	Result	Series	PP	PK	SF-SA	GWG	Goalies
1	4/18	New Jersey	W 3-1	1-0	1-3	4-4	31-34	Murphy	Peeters/Burke
2	4/20	New Jersey	L 2-5	1-1	1-9	4-7	30-30	Broten	Peeters/Burke
3	4/22	@ New Jersey	L 4-10	1-2	1-9	5-8	32-31	Samuelsson	Malarchuk, Peeters/Burke
4	4/24	@ New Jersey	W 4-1	2-2	1-11	5-6	31-25	Sunderstrom	Malarchuk, Peeters/Burke
5	4/26	New Jersey	L 1-3	2-3	0-6	4-5	29-31	Kurvers	Malarchuk/Sauve
6	4/28	@ New Jersey	W 7-2	3-3	2-9	3-3	31-27	Leach	Peeters/Burke, Sauve
7	4/30	New Jersey	L 2-3	3-4	0-5	3-3	32-26	MacLean	Peeters/Burke

1986-87

Patrick Division Semifinals – Washington vs. NY Islanders (best-of-seven) – NY Islanders win series 4-3

GM	Date	Opponent	Result	Series	PP	PK	SF-SA	GWG	Goalies
1	4/8	NY Islanders	W 4-3	1-0	0-8	5-6	32-28	Ridley	Peeters/Hrudey
2	4/9	NY Islanders	L 1-3	1-1	0-5	2-3	28-24	Trottier	Peeters/Hrudey
3	4/11	@ NY Islanders	W 2-0	2-1	0-6	4-4	32-26	Murphy	Mason/Hrudey
4	4/12	@ NY Islanders	W 4-1	3-1	0-9	4-5	37-26	Christian	Mason/Hrudey
5	4/14	NY Islanders	L 2-4	3-2	1-6	6-6	42-24	Gilbert	Peeters/Hrudey
6	4/16	@ NY Islanders	L 4-5	3-3	1-2	3-4	27-34	LaFontaine	Mason/Hrudey
7	4/18	NY Islanders	L 2-3 4OT	3-4	0-2	2-2	75-57	LaFontaine	Mason/Hrudey

Game-by-Game Playoff Results

1985-86

Patrick Division Semifinals – Washington vs. NY Islanders (best-of-five) – Washington wins series 3-0

GM	Date	Opponent	Result	Series	PP	PK	SF-SA	GWG	Goalies
1	4/9	NY Islanders	W 3-1	1-0	0-5	5-5	36-33	Carpenter	Peeters/Hrudey
2	4/10	NY Islanders	W 5-2	2-0	0-2	1-2	34-29	Stevens	Peeters/Smith
3	4/12	@ NY Islanders	W 3-1	3-0	-	-	23-28	Stevens	Peeters/Hrudey

Patrick Division Finals – Washington vs. NY Rangers (best-of-seven) – NY Rangers win series 4-2

GM	Date	Opponent	Result	Series	PP	PK	SF-SA	GWG	Goalies
1	4/17	NY Rangers	L 3-4 OT	0-1	0-3	3-3	27-23	MacLellan	Peeters/Vanbiesbrouck
2	4/19	NY Rangers	W 8-1	1-1	2-7	7-7	39-20	Laughlin	Peeters/Vanbiesbrouck, Hanlon
3	4/21	@ NY Rangers	W 6-3	2-1	-	-	28-42	Barrett	Peeters/Vanbiesbrouck
4	4/23	@ NY Rangers	L 5-6 OT	2-2	-	-	29-30	Brooke	Peeters/Vanbiesbrouck
5	4/25	NY Rangers	L 2-4	2-3	2-6	2-3	32-27	Sandstrom	Peeters/Vanbiesbrouck
6	4/27	@ NY Rangers	L 1-2	2-4	-	-	28-21	Larouche	Peeters/Vanbiesbrouck

1984-85

Patrick Division Semifinals – Washington vs. NY Islanders (best-of-five) – NY Islanders win series 3-2

GM	Date	Opponent	Result	Series	PP	PK	SF-SA	GWG	Goalies
1	4/10	NY Islanders	W 4-3 OT	1-0	2-10	4-5	42-17	Haworth	Riggin/Smith
2	4/11	NY Islanders	W 2-1 2OT	2-0	0-5	2-2	41-37	Gartner	Jensen/Hrudey
3	4/13	@ NY Islanders	L 1-2	2-1	0-2	3-3	16-15	Sutter	Jensen/Smith
4	4/14	@ NY Islanders	L 4-6	2-2	2-5	4-6	33-34	Trottier	Jensen/Smith
5	4/16	NY Islanders	L 1-2	2-3	0-4	3-3	31-32	Sutter	Riggin/Smith

1983-84

Patrick Division Semifinals – Washington vs. Philadelphia (best-of-five) – Washington wins series 3-0

GM	Date	Opponent	Result	Series	PP	PK	SF-SA	GWG	Goalies
1	4/4	Philadelphia	W 4-2	1-0	0-3	0-1	26-21	Duchesne	Riggin/Froese, Lindbergh
2	4/5	Philadelphia	W 6-2	2-0	2-6	2-2	32-32	Laughlin	Jensen/Froese
3	4/7	@ Philadelphia	W 5-1	3-0	1-2	4-4	32-38	Laughlin	Jensen/Lindbergh, Froese

Patrick Division Finals – Washington vs. NY Islanders (best-of-seven) – NY Islanders win series 4-1

GM	Date	Opponent	Result	Series	PP	PK	SF-SA	GWG	Goalies
1	4/12	@ NY Islanders	W 3-2	1-0	2-6	2-3	27-18	Laughlin	Jensen/Smith, Melanson
2	4/13	@ NY Islanders	L 4-5 OT	1-1	4-7	4-5	35-22	Kallur	Jensen, Riggin/Smith
3	4/15	NY Islanders	L 1-3	1-2	0-3	3-3	33-19	Sutter	Riggin/Smith
4	4/16	NY Islanders	L 2-5	1-3	0-4	2-2	24-23	Boutilier	Riggin, Jensen/Smith
5	4/18	@ NY Islanders	L 3-5	1-4	1-7	3-5	26-28	Flatley	Jensen, Riggin/Smith

1982-83

Patrick Division Semifinals – Washington vs. NY Islanders (best-of-five) – NY Islanders win series 3-1

GM	Date	Opponent	Result	Series	PP	PK	SF-SA	GWG	Goalies
1	4/6	@ NY Islanders	L 2-5	0-1	-	-	29-37	Tonelli	Riggin/Smith
2	4/7	@ NY Islanders	W 4-2	1-1	-	-	39-32	Gould	Jensen/Smith
3	4/9	NY Islanders	L 2-6	1-2	-	-	28-28	Trottier	Jensen, Riggin/Smith
4	4/10	NY Islanders	L 3-6	1-3	-	-	31-37	Hallin	Jensen, Riggin/Smith

Year-by-Year Playoff Statistics

2019-20

Player	GP	G	A	PTS	PIM
John Carlson	5	0	6	6	2
Alex Ovechkin	8	4	1	5	2
Evgeny Kuznetsov	8	3	2	5	4
T.J. Oshie	8	3	0	3	13
Tom Wilson	8	1	2	3	23
Dmitry Orlov	8	0	3	3	4
Radko Gudas	5	0	2	2	2
Richard Panik	8	1	0	1	6
Travis Boyd	4	1	0	1	0
Brenden Dillon	8	0	1	1	8
Lars Eller	5	0	1	1	2
Michal Kempny	5	0	1	1	4
Nicklas Backstrom	5	0	1	1	0
Carl Hagelin	8	0	1	1	2
Ilya Kovalchuk	8	0	1	1	2
Brian Pinho	2	0	0	0	0
Nic Dowd	8	0	0	0	4
Martin Fehervary	2	0	0	0	0
Jonas Siegenthaler	7	0	0	0	0
Jakub Vrana	8	0	0	0	2
Garnet Hathaway	8	0	0	0	12
Nick Jensen	8	0	0	0	0

Goaltender	GP	MIN	W	L	GAA	SO	SA	PCT
Braden Holtby	8	483	2	5	2.49	0	213	.906

2018-19

Player	GP	G	A	PTS	PIM
Alex Ovechkin	7	4	5	9	19
Nicklas Backstrom	7	5	3	8	4
Evgeny Kuznetsov	7	1	5	6	2
Tom Wilson	7	3	2	5	2
John Carlson	7	0	5	5	6
Dmitry Orlov	7	0	4	4	4
Lars Eller	7	1	2	3	2
Brett Connolly	7	2	0	2	6
Brooks Orpik	7	1	1	2	8
Andre Burakovsky	7	1	1	2	0
T.J. Oshie	4	1	1	2	4
Matt Niskanen	7	0	2	2	0
Nic Dowd	7	1	0	1	6
Carl Hagelin	7	0	1	1	0
Nick Jensen	7	0	0	0	2
Jakub Vrana	7	0	0	0	6
Travis Boyd	1	0	0	0	0
Christian Djoos	3	0	0	0	0
Jonas Siegenthaler	4	0	0	0	2
Devante Smith-Pelly	3	0	0	0	0
Chandler Stephenson	6	0	0	0	2

Goaltender	GP	MIN	W	L	GAA	SO	SA	PCT
Braden Holtby	7	449	3	4	2.67	1	233	.914

2017-18

Player	GP	G	A	PTS	PIM
Evgeny Kuznetsov	24	12	20	32	16
Alex Ovechkin	24	15	12	27	8
Nicklas Backstrom	20	5	18	23	6
T.J. Oshie	24	8	13	21	31
John Carlson	24	5	15	20	8
Lars Eller	24	7	11	18	18
Tom Wilson	21	5	10	15	31
Brett Connolly	24	6	3	9	6
Matt Niskanen	24	1	8	9	8
Devante Smith-Pelly	24	7	1	8	12
Jakub Vrana	23	3	5	8	2
Jay Beagle	23	2	6	8	8
Dmitry Orlov	24	2	6	8	4
Chandler Stephenson	24	2	5	7	8
Andre Burakovsky	13	2	4	6	4
Michal Kempny	24	2	3	5	10
Brooks Orpik	24	1	4	5	15
Alex Chiasson	16	1	1	2	4
Christian Djoos	22	0	1	1	4
Jakub Jerabek	2	0	1	1	2
Nathan Walker	1	0	1	1	0
Shane Gersich	2	0	0	0	0
Travis Boyd	1	0	0	0	0

Goaltender	GP	MIN	W	L	GAA	SO	SA	PCT
Braden Holtby	23	1,386	16	7	2.16	2	639	.922
Philipp Grubauer	2	106	0	1	4.55	0	49	.837

2016-17

Player	GP	G	A	PTS	PIM
Nicklas Backstrom	13	6	7	13	2
T.J. Oshie	13	4	8	12	4
Evgeny Kuznetsov	13	5	5	10	8
Justin Williams	13	3	6	9	6
Alex Ovechkin	13	5	3	8	8
Marcus Johansson	13	2	6	8	2
Kevin Shattenkirk	13	1	5	6	6
Andre Burakovsky	13	3	3	6	2
Lars Eller	13	0	5	5	10
Nate Schmidt	11	1	3	4	4
Matt Niskanen	13	1	3	4	19
John Carlson	13	2	2	4	4
Tom Wilson	13	3	0	3	34
Dmitry Orlov	13	0	3	3	2
Brooks Orpik	13	0	2	2	11
Daniel Winnik	13	0	0	0	0
Brett Connolly	7	0	0	0	0
Paul Carey	1	0	0	0	0
Jay Beagle	13	0	0	0	4
Karl Alzner	7	0	0	0	2

Goaltender	GP	MIN	W	L	GAA	SO	SA	PCT
Braden Holtby	13	803	7	6	2.46	0	364	.909
Philipp Grubauer	1	19	0	0	6.46	0	9	.778

2015-16

Player	GP	G	A	PTS	PIM
Alex Ovechkin	12	5	7	12	2
John Carlson	12	5	7	12	4
Nicklas Backstrom	12	2	9	11	8
T.J. Oshie	12	6	4	10	11
Justin Williams	12	3	4	7	14
Marcus Johansson	12	2	5	7	2
Jay Beagle	12	3	0	3	2
Matt Niskanen	12	0	3	3	6
Jason Chimera	12	1	1	2	12
Evgeny Kuznetsov	12	1	1	2	8
Karl Alzner	12	0	2	2	6
Andre Burakovsky	12	1	0	1	6
Braden Holtby	12	0	1	1	0
Tom Wilson	12	0	1	1	13
Dmitry Orlov	11	0	1	1	2
Nate Schmidt	10	0	1	1	2
Taylor Chorney	7	0	1	1	4
Mike Richards	12	0	0	0	4
Daniel Winnik	12	0	0	0	4
Brooks Orpik	6	0	0	0	10
Mike Weber	2	0	0	0	0

Goaltender	GP	MIN	W	L	GAA	SO	SA	PCT
Braden Holtby	12	732	6	6	1.72	2	363	.942

2014-15

Player	GP	G	A	PTS	PIM
Alex Ovechkin	14	5	4	9	6
Joel Ward	14	3	6	9	2
Nicklas Backstrom	14	3	5	8	2
Evgeny Kuznetsov	14	5	2	7	8
Jason Chimera	14	3	4	7	4
John Carlson	14	1	5	6	4
Jay Beagle	14	1	4	5	4
Karl Alzner	14	2	2	4	6
Marcus Johansson	14	1	3	4	2
Matt Niskanen	14	0	4	4	0
Andre Burakovsky	11	2	1	3	0
Troy Brouwer	14	0	3	3	10
Brooks Laich	14	1	1	2	0
Brooks Orpik	14	0	2	2	8
Mike Green	14	0	2	2	14
Curtis Glencross	10	1	0	1	2
Tim Gleason	14	0	1	1	5
Braden Holtby	13	0	1	1	0
Tom Wilson	13	0	1	1	25
Eric Fehr	4	0	0	0	2
Michael Latta	4	0	0	0	2

Goaltender	GP	MIN	W	L	GAA	SO	SA	PCT
Braden Holtby	13	806	6	7	1.71	1	412	.944
Philipp Grubauer	1	60	1	0	3.00	0	21	.857

Year-by-Year Playoff Statistics

2012-13

Player	GP	G	A	PTS	PIM
Mike Green	7	2	2	4	4
Mathieu Perreault	7	1	3	4	0
Joel Ward	7	1	3	4	6
Nicklas Backstrom	7	1	2	3	0
Jason Chimera	7	1	2	3	4
Karl Alzner	7	1	1	2	2
Alex Ovechkin	7	1	1	2	4
Troy Brouwer	7	1	1	2	10
Mike Ribeiro	7	1	1	2	10
Marcus Johansson	7	1	1	2	0
Jay Beagle	7	1	0	1	4
John Carlson	7	0	1	1	4
John Erskine	7	0	1	1	4
Jack Hillen	7	0	1	1	6
Steve Olesky	7	0	1	1	4
Eric Fehr	7	0	0	0	6
Matt Hendricks	7	0	0	0	0
Martin Erat	4	0	0	0	4
Tom Wilson	3	0	0	0	0

Goaltender PCT

GP	MIN	W	L	GAA	SO	SA	PCT
Braden Holtby	7	433	3	4	2.22	1	189 .922

2011-12

Player	GP	G	A	PTS	PIM
Alex Ovechkin	14	5	4	9	8
Nicklas Backstrom	13	2	6	8	18
Jason Chimera	14	4	3	7	6
Brooks Laich	14	2	5	7	6
John Carlson	14	2	3	5	8
Joel Ward	14	1	4	5	6
Alexander Semin	14	3	1	4	10
Mike Green	14	2	2	4	10
Troy Brouwer	14	2	2	4	8
Roman Hamrlik	14	1	3	4	12
Mike Knuble	11	2	1	3	6
Marcus Johansson	14	1	2	3	0
Dennis Wideman	14	0	3	3	2
Matt Hendricks	14	1	1	2	6
Jay Beagle	12	1	1	2	4
Karl Alzner	14	0	2	2	0
Keith Aucoin	14	0	2	2	2
John Erskine	4	0	1	1	0
Jeff Schultz	10	0	0	0	2
Mathieu Perreault	4	0	0	0	0
Jeff Halpern	2	0	0	0	4

Goaltender PCT

GP	MIN	W	L	GAA	SO	SA	PCT
Braden Holtby	14	922	7	7	1.95	0	459 .935

2010-11

Player	GP	G	A	PTS	PIM
Alex Ovechkin	9	5	5	10	10
Brooks Laich	9	1	6	7	2
Alexander Semin	9	4	2	6	8
Marcus Johansson	9	2	4	6	0
Mike Green	8	1	5	6	8
Jason Arnott	9	1	5	6	2
Jason Chimera	9	2	2	4	2
John Carlson	9	2	1	3	4
Marco Sturm	9	1	2	3	4
Mike Knuble	6	2	0	2	8
John Erskine	9	1	1	2	6
Nicklas Backstrom	9	0	2	2	4
Eric Fehr	5	1	0	1	0
Scott Hannan	9	0	1	1	2
Karl Alzner	9	0	1	1	0
Matt Bradley	9	0	0	0	4
Sean Collins	1	0	0	0	0
Matt Hendricks	7	0	0	0	4
Jeff Schultz	9	0	0	0	6
Boyd Gordon	9	0	0	0	6

Goaltender

GP	MIN	W	L	GAA	SO	SA	PCT
Michal Neuvirth	9	590	4	5	2.34	1	261 .912

2009-10

Player	GP	G	A	PTS	PIM
Alex Ovechkin	7	5	5	10	0
Nicklas Backstrom	7	5	4	9	4
Mike Knuble	7	2	4	6	6
Eric Fehr	7	3	1	4	4
John Carlson	7	1	3	4	0
Tom Poti	6	0	4	4	5
Brooks Laich	7	2	1	3	4
Matt Bradley	7	1	2	3	2
Jason Chimera	7	1	2	3	2
Mike Green	7	0	3	3	12
Joe Corvo	7	1	1	2	4
Boyd Gordon	6	1	1	2	0
Alexander Semin	7	0	2	2	4
Eric Belanger	7	0	1	1	4
Jeff Schultz	7	0	1	1	4
Tomas Fleischmann	6	0	1	1	6
Brendan Morrison	5	0	1	1	2
Shaone Morrisonn	5	0	0	0	2
David Steckel	3	0	0	0	0
Tyler Sloan	2	0	0	0	0
Scott Walker	1	0	0	0	0
Karl Alzner	1	0	0	0	0

Goaltender

GP	MIN	W	L	GAA	SO	SA	PCT
Semyon Varlamov	6	349	3	3	2.41	0	153 .908
Jose Theodore	2	81	0	1	3.70	0	40 .875

2008-09

Player	GP	G	A	PTS	PIM
Alex Ovechkin	14	11	10	21	8
Nicklas Backstrom	14	3	12	15	8
Alexander Semin	14	5	9	14	16
Mike Green	14	1	8	9	12
Sergei Fedorov	14	1	7	8	12
Brooks Laich	14	3	4	7	10
Tom Poti	14	2	5	7	4
Viktor Kozlov	14	4	2	6	6
Matt Bradley	14	2	4	6	0
David Steckel	14	3	2	5	4
Tomas Fleischmann	14	3	1	4	4
Boyd Gordon	14	0	3	3	4
Milan Jurcina	14	2	0	2	12
Brian Pothier	13	0	2	2	8
Chris Clark	8	1	0	1	8
Shaone Morrisonn	14	0	1	1	8
John Erskine	12	0	1	1	16
Tyler Sloan	2	0	1	1	0
Semyon Varlamov	13	0	0	0	2
Eric Fehr	9	0	0	0	0
Donald Brashear	4	0	0	0	18
Jay Beagle	4	0	0	0	0
Michael Nylander	3	0	0	0	2
Jose Theodore	2	0	0	0	0
Jeff Schultz	1	0	0	0	0

Goaltender

GP	MIN	W	L	GAA	SO	SA	PCT
Semyon Varlamov	13	759	7	6	2.53	2	389 .918
Jose Theodore	2	97	0	1	3.71	0	33 .818

2007-08

Player	GP	G	A	PTS	PIM
Alex Ovechkin	7	4	5	9	0
Alexander Semin	7	3	5	8	8
Mike Green	7	3	4	7	15
Nicklas Backstrom	7	4	2	6	2
Brooks Laich	7	1	5	6	4
Sergei Fedorov	7	1	4	5	8
Viktor Kozlov	7	0	3	3	2
Donald Brashear	7	1	1	2	0
David Steckel	7	1	1	2	4
Matt Bradley	7	0	2	2	2
John Erskine	7	0	2	2	6
Steve Eminger	5	1	0	1	2
Eric Fehr	5	1	0	1	0
Tom Poti	7	0	1	1	8
Shaone Morrisonn	7	0	1	1	6
Tomas Fleischmann	2	0	0	0	0
Jeff Schultz	2	0	0	0	2
Matt Cooke	7	0	0	0	4
Cristobal Huet	7	0	0	0	2
Milan Jurcina	7	0	0	0	6
Boyd Gordon	7	0	0	0	0

Goaltender

GP	MIN	W	L	GAA	SO	SA	PCT
Cristobal Huet	7	451	3	4	2.93	0	242 .909

Year-by-Year Playoff Statistics

2002-03

Player	GP	G	A	PTS	PIM
Jaromir Jagr	6	2	5	7	2
Peter Bondra	6	4	2	6	8
Michael Nylander	6	3	2	5	8
Sergei Gonchar	6	0	5	5	4
Dainius Zubrus	6	2	2	4	4
Robert Lang	6	2	1	3	2
Mike Grier	6	1	1	2	2
Brendan Witt	6	1	0	1	0
Ivan Ciernik	2	0	1	1	6
Sergei Berezin	6	0	1	1	0
Jason Doig	6	0	1	1	6
Jeff Halpern	6	0	1	1	2
Calle Johansson	6	0	1	1	0
Brian Sutherby	5	0	0	0	10
Ken Klee	6	0	0	0	6
Steve Konowalchuk	6	0	0	0	6
Joel Kwiatkowski	6	0	0	0	2
Trent Whitfield	6	0	0	0	10

Goaltender	GP	MIN	W	L	GAA	SO	SA	PCT
Olie Kolzig	6	404	2	4	2.08	1	192	.927

2000-01

Player	GP	G	A	PTS	PIM
Steve Konowalchuk	6	2	3	5	14
Jeff Halpern	6	2	3	5	17
Sergei Gonchar	6	1	3	4	2
Trevor Linden	6	0	4	4	14
Calle Johansson	6	1	2	3	2
Peter Bondra	6	2	0	2	2
Brendan Witt	6	2	0	2	12
Ulf Dahlen	6	0	1	1	2
Ken Klee	6	0	1	1	8
Chris Simon	6	0	1	1	4
Glen Metropolit	1	0	0	0	0
Dmitri Khristich	3	0	0	0	0
Joe Reekie	4	0	0	0	4
Sylvain Cote	5	0	0	0	2
Trent Whitfield	5	0	0	0	2
Adam Oates	6	0	0	0	0
Joe Sacco	6	0	0	0	2
Rob Zettler	6	0	0	0	0
Andrei Nikolishin	6	0	0	0	2
Dainius Zubrus	6	0	0	0	2

Goaltender	GP	MIN	W	L	GAA	SO	SA	PCT
Olie Kolzig	6	375	2	4	2.24	1	153	.908

1999-00

Player	GP	G	A	PTS	PIM
Jeff Halpern	5	2	1	3	0
Calle Johansson	5	1	2	3	0
Adam Oates	5	0	3	3	4
Chris Simon	4	2	0	2	24
Peter Bondra	5	1	1	2	4
Andrei Nikolishin	5	0	2	2	4
Sergei Gonchar	5	1	0	1	6
Steve Konowalchuk	5	1	0	1	2
Ulf Dahlen	5	0	1	1	2
Ken Klee	5	0	1	1	10
Joe Reekie	5	0	1	1	2
Jim McKenzie	1	0	0	0	0
Glen Metropolit	2	0	0	0	2
Trent Whitfield	3	0	0	0	0
Brendan Witt	3	0	0	0	0
Terry Yake	3	0	0	0	0
Dmitri Mironov	4	0	0	0	4
Joe Murphy	5	0	0	0	8
Joe Sacco	5	0	0	0	4
Richard Zednik	5	0	0	0	5
Rob Zettler	5	0	0	0	2

Goaltender	GP	MIN	W	L	GAA	SO	SA	PCT
Craig Billington	1	20	0	0	3.00	0	5	.833
Olie Kolzig	5	284	1	4	3.40	0	87	.845

1997-98

Player	GP	G	A	PTS	PIM
Joe Juneau	21	7	10	17	8
Adam Oates	21	6	11	17	8
Andrei Nikolishin	21	1	13	14	12
Brian Bellows	21	6	7	13	6
Peter Bondra	17	7	5	12	12
Sergei Gonchar	21	7	4	11	30
Richard Zednik	17	7	3	10	16
Calle Johansson	21	2	8	10	16
Esa Tikkanen	21	3	3	6	20
Phil Housley	18	0	4	4	4
Dale Hunter	21	0	4	4	30
Todd Krygier	13	1	2	3	6
Joe Reekie	21	1	2	3	20
Mark Tinordi	21	1	2	3	42
Michal Pivonka	13	0	3	3	0
Jeff Brown	2	0	2	2	0
Mike Eagles	12	0	2	2	2
Ken Klee	9	1	0	1	10
Brendan Witt	16	1	0	1	14
Chris Simon	18	1	0	1	26
Craig Berube	21	1	0	1	21
Kelly Miller	10	0	1	1	4
Jeff Toms	1	0	0	0	0
Jaroslav Svejksky	1	0	0	0	2
Olie Kolzig	21	0	0	0	4

Goaltender	GP	MIN	W	L	GAA	SO	SA	PCT
Olie Kolzig	21	1351	12	9	1.95	4	740	.941

1995-96

Player	GP	G	A	PTS	PIM
Joe Juneau	5	0	7	7	6
Sergei Gonchar	6	2	4	6	4
Dale Hunter	6	1	5	6	24
Peter Bondra	6	2	3	5	8
Michal Pivonka	6	3	2	5	18
Andrew Brunette	6	1	3	4	0
Pat Peake	5	2	1	3	12
Sylvain Cote	6	2	0	2	12
Todd Krygier	6	2	0	2	12
Mike Eagles	6	1	1	2	2
Steve Konowalchuk	2	0	2	2	0
Kelly Miller	6	0	1	1	4
Ken Klee	1	0	0	0	0
Nolan Baumgartner	1	0	0	0	10
Craig Berube	2	0	0	0	19
Keith Jones	2	0	0	0	7
Kevin Kaminski	3	0	0	0	16
Jeff Nelson	3	0	0	0	4
Jim Carey	3	0	0	0	0
Olaf Kolzig	5	0	0	0	4
Stefan Ustorf	5	0	0	0	0
Jim Johnson	6	0	0	0	6
Mark Tinordi	6	0	0	0	16
Eric Charron	6	0	0	0	8
Steve Poapst	6	0	0	0	0

Goaltender	GP	MIN	W	L	GAA	SO	SA	PCT
Jim Carey	3	97	0	1	6.19	0	39	.744
Olie Kolzig	5	341	2	3	1.94	0	167	.934

1994-95

Player	GP	G	A	PTS	PIM
Peter Bondra	7	5	3	8	10
Dale Hunter	7	4	4	8	24
Keith Jones	7	4	4	8	22
Joe Juneau	7	2	6	8	2
Steve Konowalchuk	7	2	5	7	12
Dmitri Khristich	7	1	4	5	0
Michal Pivonka	7	1	4	5	21
Calle Johansson	7	3	1	4	0
Sergei Gonchar	7	2	2	4	2
Sylvain Cote	7	1	3	4	2
Kelly Miller	7	0	3	3	4
Mike Eagles	7	0	2	2	4
Jim Johnson	7	0	2	2	8
Rob Pearson	3	1	0	1	17
Mark Tinordi	1	0	0	0	2
Dave Poulin	2	0	0	0	0
Igor Ulanov	2	0	0	0	4
Kevin Kaminski	5	0	0	0	36
Craig Berube	7	0	0	0	29
Joe Reekie	7	0	0	0	2
Ken Klee	7	0	0	0	4
Jim Carey	7	0	0	0	4

Goaltender	GP	MIN	W	L	GAA	SO	SA	PCT
Olie Kolzig	2	44	1	0	1.36	0	21	.952
Byron Dafoe	1	20	0	0	3.00	0	3	.667
Jim Carey	7	358	2	4	4.19	0	151	.834

Year-by-Year Playoff Statistics

1993-94

Player	GP	G	A	PTS	PIM
Mike Ridley	11	4	6	10	6
Joe Juneau	11	4	5	9	6
Kelly Miller	11	2	7	9	0
Sylvain Cote	9	1	8	9	6
Michal Pivonka	7	4	4	8	4
Kevin Hatcher	11	3	4	7	37
Peter Bondra	9	2	4	6	4
Dmitri Khristich	11	2	3	5	10
Dave Poulin	11	2	2	4	19
Calle Johansson	6	1	3	4	4
Joe Reekie	11	2	1	3	29
Dale Hunter	7	0	3	3	14
Todd Krygier	5	2	0	2	10
John Slaney	11	1	1	2	2
Randy Burridge	11	0	2	2	12
Jason Woolley	4	1	0	1	4
Shawn Anderson	8	1	0	1	12
Pat Peake	8	0	1	1	8
Keith Jones	11	0	1	1	36
Steve Konowalchuk	11	0	1	1	10
Todd Nelson	4	0	0	0	0
Don Beaupre	8	0	0	0	2
Craig Berube	8	0	0	0	21

Goaltender	GP	MIN	W	L	GAA	SO	SA	PCT
Byron Dafoe	2	118	0	2	2.54	0	39	.872
Don Beaupre	8	429	5	2	2.94	1	191	.890
Rick Tabaracci	2	111	0	2	3.24	0	50	.880

1992-93

Player	GP	G	A	PTS	PIM
Dale Hunter	6	7	1	8	35
Dmitri Khristich	6	2	5	7	2
Al Iafrate	6	6	0	6	4
Mike Ridley	6	1	5	6	0
Peter Bondra	6	0	6	6	0
Pat Elynuik	6	3	2	5	19
Calle Johansson	6	0	5	5	6
Kelly Miller	6	0	3	3	2
Sylvain Cote	6	1	1	2	4
Todd Krygier	6	1	1	2	4
Paul Cavallini	6	0	2	2	18
Michal Pivonka	6	0	2	2	0
Randy Burridge	4	1	0	1	0
Steve Konowalchuk	2	0	1	1	0
Kevin Hatcher	6	0	1	1	14
Alan May	6	0	1	1	6
Don Beaupre	2	0	0	0	0
Rick Tabaracci	4	0	0	0	4
Shawn Anderson	6	0	0	0	0
Keith Jones	6	0	0	0	10

Goaltender	GP	MIN	W	L	GAA	SO	SA	PCT
Rick Tabaracci	4	304	1	3	2.76	0	160	.913
Don Beaupre	2	119	1	1	4.54	0	65	.862

1991-92

Player	GP	G	A	PTS	PIM
Mike Ridley	7	0	11	11	0
Dino Ciccarelli	7	5	4	9	14
Peter Bondra	7	6	2	8	4
Al Iafrate	7	4	2	6	14
Kevin Hatcher	7	2	4	6	19
Michal Pivonka	7	1	5	6	13
Dmitri Khristich	7	3	2	5	15
Dale Hunter	7	1	4	5	16
Calle Johansson	7	0	5	5	4
Todd Krygier	5	2	1	3	4
Sylvain Cote	7	1	2	3	4
Kelly Miller	7	1	2	3	4
John Druce	7	1	0	1	2
Randy Burridge	2	0	1	1	0
Rod Langway	7	0	1	1	2
Paul MacDermid	7	0	1	1	22
Dave Tippett	7	0	1	1	0
Brad Schlegel	7	0	1	1	2
Alan May	7	0	0	0	0

Goaltender	GP	MIN	W	L	GAA	SO	SA	PCT
Don Beaupre	7	419	3	4	3.15	0	212	.896

1990-91

Player	GP	G	A	PTS	PIM
Dale Hunter	11	1	9	10	41
Dino Ciccarelli	11	5	4	9	22
Calle Johansson	10	2	7	9	8
Mike Ridley	11	3	4	7	8
Kelly Miller	11	4	2	6	6
Kevin Hatcher	11	3	3	6	8
Dave Tippett	10	2	3	5	8
Michal Pivonka	11	2	3	5	8
Al Iafrate	10	1	3	4	22
Dmitri Khristich	11	1	3	4	6
Stephen Leach	9	1	2	3	8
Mike Lalor	10	1	2	3	8
Tim Bergland	11	1	1	2	12
John Druce	11	1	1	2	7
Alan May	11	1	1	2	37
Rod Langway	11	0	2	2	6
Peter Bondra	4	0	1	1	2
Nick Kypreos	9	0	1	1	38
Jeff Greenlaw	1	0	0	0	2
Kent Paynter	1	0	0	0	0
Mike Liut	2	0	0	0	0
Neil Sheehy	2	0	0	0	19
Ken Sabourin	11	0	0	0	34

Goaltender	GP	MIN	W	L	GAA	SO	SA	PCT
Don Beaupre	11	624	5	5	2.79	1	294	.901
Mike Liut	2	48	0	1	5.00	0	30	.867

1989-90

Player	GP	G	A	PTS	PIM
John Druce	15	14	3	17	23
Goeff Courtall	15	4	9	13	32
Dale Hunter	15	4	8	12	61
Dino Ciccarelli	8	8	3	11	6
Scott Stevens	15	2	7	9	25
Kelly Miller	15	3	5	8	23
John Tucker	12	1	7	8	0
Kevin Hatcher	11	0	8	8	32
Mike Ridley	14	3	4	7	8
Calle Johansson	15	1	6	7	4
Bob Rouse	15	2	3	5	47
Rod Langway	15	1	4	5	12
Stephen Leach	14	2	2	4	8
Bob Joyce	14	2	1	3	9
Tim Bergland	15	1	1	2	10
Michal Pivonka	11	0	2	2	6
Nick Kypreos	7	1	0	1	15
Neil Sheehy	10	0	1	1	92
Steve Maltais	1	0	0	0	0
Scott Kleinendorst	3	0	0	0	0
Kent Paynter	3	0	0	0	10
Don Beaupre	8	0	0	0	2
Rob Murray	9	0	0	0	18
Alan May	15	0	0	0	37

Goaltender	GP	MIN	W	L	GAA	SO	SA	PCT
Don Beaupre	8	401	4	3	2.69	0	187	.904
Mike Liut	9	507	4	4	3.31	0	223	.874

1988-89

Player	GP	G	A	PTS	PIM
Goeff Courtall	6	2	5	7	12
Dino Ciccarelli	6	3	3	6	12
Bengt Gustafsson	4	2	3	5	6
Kevin Hatcher	6	1	4	5	20
Scott Stevens	6	1	4	5	11
Mike Ridley	6	0	5	5	2
Michal Pivonka	6	3	1	4	10
Dale Hunter	6	0	4	4	27
Calle Johansson	6	1	2	3	0
Bob Rouse	6	2	0	2	4
Dave Christian	6	1	1	2	0
Bob Gould	6	0	2	2	0
Lou Franceschetti	6	1	0	1	8
Stephen Leach	6	1	9	1	12
Kelly Miller	6	1	0	1	2
Chris Felix	1	0	1	1	0
Yvon Corriveau	1	0	0	0	0
John Druce	1	0	0	0	0
Doug Wickenheiser	5	0	0	0	2
Rod Langway	6	0	0	0	6
Pete Peeters	6	0	0	0	2
Neil Sheehy	6	0	0	0	19

Goaltender	GP	MIN	W	L	GAA	SO	SA	PCT
Pete Peeters	6	359	2	4	4.01	0	164	.853

Year-by-Year Playoff Statistics

1987-88

Player	GP	G	A	PTS	PIM
Bengt Gustafsson	14	4	9	13	6
Michal Pivonka	14	4	9	13	4
Dale Hunter	14	7	5	12	98
Kevin Hatcher	14	5	7	12	55
Scott Stevens	13	1	11	12	46
Mike Ridley	14	6	5	11	10
Dave Christian	14	5	6	11	6
Larry Murphy	13	4	4	8	33
Kelly Miller	13	4	4	8	10
Mike Gartner	14	3	4	7	14
Garry Galley	13	2	4	6	13
Greg Adams	14	0	5	5	58
Bob Gould	14	3	1	4	21
Stephen Leach	3	2	1	3	0
Yvon Corriveau	13	1	2	3	30
Peter Sundstrom	14	2	0	2	6
Grant Ledyard	14	1	0	1	3
Chris Felix	1	0	0	0	0
Jeff Greenlaw	1	0	0	0	19
Grant Jennings	1	0	0	0	0
Ed Kastelic	1	0	0	0	19
Lou Franceschetti	4	0	0	0	14
Clint Malarchuk	4	0	0	0	2
Rod Langway	6	0	0	0	8
Greg Smith	9	0	0	0	23
Pete Peeters	12	0	0	0	4

Goaltender	GP	MIN	W	L	GAA	SO	SA	PCT
Pete Peeters	12	654	7	5	3.12	0	326	.895
Clint Malarchuk	4	193	0	2	4.66	0	95	.842

1986-87

Player	GP	G	A	PTS	PIM
Mike Gartner	7	4	3	7	14
Scott Stevens	7	0	5	5	19
Kelly Miller	7	2	2	4	0
Larry Murphy	7	2	2	4	6
Greg Adams	7	1	3	4	38
Dave Christian	7	1	3	4	6
Gaetan Duchesne	7	3	0	3	14
Mike Ridley	7	2	1	3	6
Alan Haworth	6	0	3	3	7
Bob Gould	7	0	3	3	8
Michal Pivonka	7	1	1	2	2
Grant Martin	1	1	0	1	2
Ed Kastelic	5	1	0	1	13
Kevin Hatcher	7	1	0	1	20
John Blum	6	0	1	1	4
Rod Langway	7	0	1	1	2
Craig Laughlin	1	0	0	0	0
Garry Galley	2	0	0	0	0
Pete Peeters	3	0	0	0	2
Lou Franceschetti	7	0	0	0	23
Dave Jensen	7	0	0	0	2
Greg Smith	7	0	0	0	11

Goaltender	GP	MIN	W	L	GAA	SO	SA	PCT
Bob Mason	4	309	2	2	1.75	1	143	.937
Pete Peeters	3	180	1	2	3.00	0	76	.880

1985-86

Player	GP	G	A	PTS	PIM
Mike Gartner	9	2	10	12	4
Scott Stevens	9	3	8	11	12
Alan Haworth	9	4	6	10	11
Bob Carpenter	9	5	4	9	12
Dave Christian	9	4	4	8	0
Gaetan Duchesne	9	4	3	7	12
Bob Gould	9	4	3	7	11
Larry Murphy	9	1	5	6	6
Greg Adams	9	1	3	4	27
John Barrett	9	1	2	3	35
Greg Smith	9	1	2	3	9
Jorgen Pettersson	8	1	2	3	2
Rod Langway	9	1	2	3	6
Craig Laughlin	9	1	2	3	10
Yvon Corriveau	4	0	3	3	2
Kevin Hatcher	9	1	1	2	19
Stephen Leach	6	0	1	1	0
Dwight Schofield	3	0	0	0	14
Marc Taylor	3	0	0	0	0
Dave Jensen	4	0	0	0	0
Lou Franceschetti	8	0	0	0	15
Pete Peeters	9	0	0	0	2

Goaltender	GP	MIN	W	L	GAA	SO	SA	PCT
Pete Peeters	9	544	5	4	2.65	0	253	.905

1984-85

Player	GP	G	A	PTS	PIM
Mike Gartner	5	4	3	7	9
Larry Murphy	5	2	3	5	0
Bob Carpenter	5	1	4	5	8
Bengt Gustafsson	5	1	3	4	0
Dave Christian	5	1	1	2	0
Lou Franceschetti	5	1	1	2	15
Alan Haworth	5	1	0	1	0
Doug Jarvis	5	1	0	1	0
Gaetan Duchesne	5	0	1	1	7
Bob Gould	5	0	1	1	2
Rod Langway	5	0	1	1	6
Mike McEwen	5	0	1	1	4
Scott Stevens	5	0	1	1	20
Darren Veitch	5	0	1	1	4
Kevin Hatcher	1	0	0	0	0
Mikko Leinonen	1	0	0	0	0
Peter Anderson	2	0	0	0	0
Timo Blomquist	2	0	0	0	0
Al Jensen	3	0	0	0	2
Gary Sampson	4	0	0	0	0
Greg Adams	5	0	0	0	9
Craig Laughlin	5	0	0	0	2

Goaltender	GP	MIN	W	L	GAA	SO	SA	PCT
Al Jensen	3	201	1	2	2.39	0	86	.906
Pat Riggan	2	122	1	1	2.46	0	39	.872

1983-84

Player	GP	G	A	PTS	PIM
Mike Gartner	8	3	7	10	16
Dave Christian	8	5	4	9	5
Scott Stevens	8	1	8	9	5
Craig Laughlin	8	4	2	6	6
Alan Haworth	8	3	2	5	4
Bengt Gustafsson	8	2	3	5	0
Bryan Erickson	8	3	2	5	7
Doug Jarvis	8	2	3	5	6
Rod Langway	8	0	5	5	7
Bobby Carpenter	8	2	1	3	25
Gaetan Duchesne	8	2	1	3	2
Larry Murphy	8	0	3	3	6
Bob Gould	5	0	2	2	4
Glen Currie	8	1	0	1	0
Gary Sampson	8	1	0	1	0
Peter Andersson	3	0	1	1	2
Darren Veitch	5	0	1	1	15
Al Jensen	6	0	1	1	2
Dave Shand	8	0	1	1	13
Greg Adams	1	0	0	0	0
Andre Hidi	2	0	0	0	0
Lou Franceschetti	3	0	0	0	8
Pat Riggan	5	0	0	0	2
Timo Blomqvist	8	0	0	0	8

Goaltender	GP	MIN	W	L	GAA	SO	SA	PCT
Pat Riggan	5	230	1	3	2.35	0	81	.888
Al Jensen	6	258	3	1	3.26	0	120	.882

1982-83

Player	GP	G	A	PTS	PIM
Bob Gould	4	5	0	5	4
Glen Currie	4	0	3	3	4
Gaetan Duchesne	4	1	1	2	4
Dennis Maruk	4	1	1	2	2
Brian Engblom	4	0	2	2	2
Bobby Carpenter	4	1	0	1	2
Ken Houston	4	1	0	1	4
Craig Laughlin	4	1	0	1	0
Scott Stevens	4	1	0	1	26
Bengt Gustafsson	4	1	0	1	4
Randy Holt	4	0	1	1	20
Doug Jarvis	4	0	1	1	0
Greg Theberge	4	0	1	1	0
Ted Bulley	1	0	0	0	0
Milan Novy	2	0	0	0	0
Chris Valentine	2	0	0	0	4
Timo Blomquist	3	0	0	0	16
Mike Gartner	4	0	0	0	4
Alan Haworth	4	0	0	0	2
Rod Langway	4	0	0	0	0

Goaltender	GP	MIN	W	L	GAA	SO	SA	PCT
Al Jensen	3	139	1	2	4.32	0	75	.867
Pat Riggan	3	101	0	1	4.75	0	59	.864

Playoff Record Book

TEAM - PLAYOFF

ALL-TIME APPEARANCES

30

STANLEY CUP CHAMPIONSHIPS

1 2018

STANLEY CUP FINAL APPEARANCES

2 1998, 2018

CONFERENCE FINALS APPEARANCES

3 1990, 1998, 2018

TEAM - SEASON

MOST GOALS

86 2018

54 1988

53 1998

At Home

39 2018

25 1998

1988

On Road

47 2018

29 1988

28 1998

1990

MOST GOALS AGAINST

61 2018

50 1988

48 1990

At Home

30 2018

26 1988

24 1998

On Road

32 1990

31 2018

24 1988

MOST POWER-PLAY GOALS

22 2018

14 1998

1988

At Home

12 2018

On Road

10 2018

MOST POWER-PLAY ATTEMPTS

99 1988

At Home

51 1988

On Road

48 1988

MOST POWER-PLAY GOALS ALLOWED

18 2018

15 1998

At Home

9 2018

1998

On Road

9 2018

1990

MOST SHORTHANDED GOALS

4 1988

MOST SHORTHANDED GOALS ALLOWED

3 1990

MOST SHOTS

762 2018

529 1998

444 2015

MOST SHOTS ALLOWED

740 1998

691 2018

459 2012

MOST PENALTY MINUTES

529 1988

MOST PENALTY MINUTES, OPPONENTS

635 1988

MOST SHUTOUTS

4 1998

2 2018

2016

2009

MOST TIMES SHUTOUT

2 2013

1998

MOST CONSECUTIVE SHUTOUTS

2 5/21/18 to 5/23/18

5/13/98 to 5/15/98

FEWEST GOALS

8 2000

10 2001

11 1983

At Home

3 2001

4 2000

5 Three times; most recent 2003

On Road

3 2019

4 2000

5 1985

FEWEST GOALS AGAINST

14 Three times; most recent 2003

16 2013

At Home

4 2001

6 1985

7 2013

On Road

5 2003

6 Twice; most recent 2000

7 1983

FEWEST POWER-PLAY GOALS

1 2010

1983

FEWEST POWER-PLAY GOALS ALLOWED

2 2020

2013

1993

FEWEST POWER-PLAY ATTEMPTS

16 2013

21 2000

22 2001

FEWEST POWER-PLAY ATTEMPTS, OPPONENTS

18 1983

FEWEST SHOTS

127 1983

FEWEST SHOTS ALLOWED

109 2000

125 1985

FEWEST PENALTY MINUTES

69 2010

2019

76 2013

FEWEST PENALTY MINUTES, OPPONENTS

42 2013

57 2000

65 2019

TEAM - SERIES

MOST GOALS

31 1988 vs. PHI

27 1992 vs. PIT

26 1995 vs. PIT

At Home

17 1988 vs. PHI

2019 vs. CAR

On Road

16 2018 vs. TB

MOST GOALS AGAINST

29 1995 vs. PIT

27 2009 vs. PIT

At Home

15 2009 vs. PIT

On Road

18 1995 vs. PIT

MOST POWER-PLAY GOALS

11 1992 vs. PIT

At Home

6 2018 vs. CBJ

1993 vs. NYI

On Road

7 1984 vs. NYI

MOST POWER-PLAY ATTEMPTS

52 1988 vs. NJ

MOST POWER-PLAY GOALS ALLOWED

10 1995 vs. PIT

At Home

5 2009 vs. PIT

1996 vs. PIT

1989 vs. PHI

On Road

7 1995 vs. PIT

MOST POWER-PLAY ATTEMPTS, OPPONENT

42 1996 vs. PIT

1995 vs. PIT

MOST SHORTHANDED GOALS

3 1988 vs. PHI

MOST SHORTHANDED GOALS ALLOWED

2 1989 vs. PHI

1990 vs. NYR

MOST SHOTS

292 2010 vs. MTL

273 1987 vs. NYI

MOST SHOTS ALLOWED

256 2009 vs. PIT

MOST PENALTY MINUTES

305 1988 vs. NJ

MOST PENALTY MINUTES, OPPONENT

349 1988 vs. NJ

FEWEST GOALS

6 1990 vs. BOS

7 1998 vs. DET

8 2000 vs. PIT

2020 vs. NYI

At Home

2 1998 vs. DET

1991 vs. PIT

On Road

3 Three times; most recent 2019

vs. CAR

FEWEST GOALS AGAINST

4 1986 vs. NYI

5 1984 vs. PHI

6 2016 vs. PHI

At Home

2 2011 vs. NYR

On Road

1 1986 vs. NYI

1984 vs. PHI

FEWEST POWER-PLAY GOALS

1 2015 vs. NYR

2010 vs. MTL

1983 vs. NYI

FEWEST POWER-PLAY ATTEMPTS

11 1984 vs. PHI

FEWEST POWER-PLAY GOALS ALLOWED

0 2015 vs. NYI

FEWEST POWER-PLAY ATTEMPTS, OPPONENT

7 1984 vs. PHI

FEWEST SHOTS

90 1998 vs. OTT

1984 vs. PHI

FEWEST SHOTS AGAINST

90 1986 vs. NYI

Playoff Record Book

FEWEST PENALTY MINUTES

36 2011 vs. TB

FEWEST PENALTY MINUTES, OPPONENT

38 2011 vs. TBL

TEAM – GAME

MOST GOALS

At Home
8 4/19/86 vs. NYR
7 4/23/90 vs. NYR
On Road
7 4/25/92 at PIT
4/14/88 at PHI
4/28/88 at NJ

MOST GOALS AGAINST

At Home
8 4/11/89 vs. PHI
7 4/13/00 vs. PIT
5/16/95 vs. PIT
On Road
10 4/22/88 at NJ
7 4/19/91 at PIT
4/19/90 at NYR

MOST POWER-PLAY GOALS

At Home
3 seven times; most recent
4/20/19 vs. CAR
On Road
5 4/18/16 at PHI

MOST POWER-PLAY GOALS ALLOWED

At Home
3 Three times; most recent
4/13/00 vs. PIT
On Road
4 4/29/92 at PIT

MOST POWER-PLAY GOALS, BOTH TEAMS

5 11 times; most recent
4/15/18 vs. CBJ

MOST POWER-PLAY ATTEMPTS

At Home
11 4/9/83 vs. NYI
On Road
11 Twice; most recent
4/23/92 at PIT

MOST POWER-PLAY ATTEMPTS, OPPONENT

At Home
10 4/24/96 vs. PIT
On Road
12 4/23/92 at PIT

MOST SHORTHANDED GOALS

1 26 times; most recent
4/23/18 at CBJ

MOST SHORTHANDED GOALS ALLOWED

1 19 times; most recent
8/12/20 vs. NYI

MOST SHOTS

At Home
75 4/18/87 vs. NYI
On Road
55 4/11/91 at NYR

MOST SHOTS IN A REGULATION GAME

At Home
49 4/23/90 vs. NYR
On Road
54 4/26/10 at MTL

MOST SHOTS ALLOWED

At Home
65 4/24/96 vs. PIT
On Road
60 6/11/98 at DET

MOST SHOTS ALLOWED IN A REGULATION GAME

At Home
45 4/19/12 vs. BOS
On Road
45 4/15/19 at CAR

MOST PENALTY MINUTES

At Home
80 4/20/88 vs. NJ
On Road
123 4/22/88 at NJ

MOST PENALTY MINUTES, OPPONENT

At Home
82 4/20/88 vs. NJ
On Road
108 4/22/88 at NJ

FEWEST GOALS

At Home
0 11 times; most recent
8/20/20 vs. NYI
On Road
0 Six times; most recent
4/15/19 at CAR

FEWEST GOALS ALLOWED

At Home
0 10 times; most recent
4/20/19 vs. CAR
On Road
0 nine times; most recent
5/23/18 at TB

FEWEST POWER-PLAY ATTEMPTS

0 10 times; most recent
5/19/18 at TB

FEWEST POWER-PLAY ATTEMPTS, OPPONENT

0 8/3/20 at TB

FEWEST SHOTS

At Home
14 5/9/90 vs. BOS
On Road
11 5/13/98 at OTT

FEWEST SHOTS ALLOWED

At Home
10 4/9/90 vs. NJ
On Road
14 4/28/12 at NYR

FEWEST PENALTY MINUTES

At Home
2 Seven times; most recent
4/24/19 vs. CAR
On Road
2 Two times; most recent
5/19/18 at TB

FEWEST PENALTY MINUTES, OPPONENT

At Home
0 4/27/15 vs. NYI
5/13/09 vs. PIT
On Road
0 5/19/18 vs. TB

TEAM – PERIOD

MOST GOALS

At Home
4 Four times; most recent
5/5/18 vs. PIT
On Road
4 Six times; most recent
4/19/17 at TOR

MOST GOALS ALLOWED

At Home
4 4/11/89 vs. PHI
5/16/95 vs. PIT
On Road
5 4/22/88 at NJ

MOST POWER-PLAY GOALS

4 4/18/16 at PHI
3 4/14/88 at PHI

MOST POWER-PLAY GOALS ALLOWED

3 4/23/92 at PIT

MOST POWER-PLAY ATTEMPTS

7 4/28/88 vs. NJ

MOST POWER-PLAY ATTEMPTS, OPPONENT

6 4/7/91 vs. NYR

MOST SHOTS

At Home
21 4/15/18 vs. CBJ
On Road
22 4/26/10 at MTL

MOST SHOTS ALLOWED

At Home
21 4/19/08 vs. PHI
On Road
21 4/21/10 at MTL

FEWEST SHOTS

At Home
0 5/7/94 vs. NYR

On Road
1 4/15/19 at CAR

FEWEST SHOTS ALLOWED

At Home
1 4/28/09 vs. NYR
4/21/01 vs. PIT
4/22/96 vs. PIT

On Road

1 4/19/94 at PIT

MOST PENALTY MINUTES

At Home
54 4/20/88 vs. NJD
On Road
77 4/22/88 at NJ

MOST PENALTY MINUTES, OPPONENT

At Home
54 4/20/88 vs. NJD
On Road
63 4/7/84 at PHI

FASTEST GOALS

FASTEST GOAL, START OF A GAME
0:15 Mike Gartner,
4/8/87 in a 4-3 win vs. NYI

FASTEST GOAL AGAINST, START OF A GAME

0:14 Kirk Muller,
4/30/88 in a 3-2 loss vs. NJ

FASTEST GOAL, START OF A PERIOD

0:15 Mike Gartner, 1st period
4/8/87 in a 4-3 win vs. NYI

FASTEST GOAL AGAINST, START OF A PERIOD

0:12 Sidney Crosby, 2nd period
4/27/17 in a 3-2 loss vs. PIT

FASTEST TWO GOALS, BOTH TEAMS

0:09 Bryan Trottier (NYI) and Scott
Stevens (WSH), 4/10/86 in a
5-2 win vs. NYI

FASTEST TWO GOALS, CAPITALS PLAYER

0:16 Larry Murphy,
4/10/85 in a 4-3 win vs. NYI

FASTEST TWO GOALS, OPPOSING PLAYER

0:11 Petr Nedved,
4/17/96 in a 6-4 win at PIT

FASTEST TWO GOALS, TWO CAPITALS PLAYERS

0:17 Dino Ciccarelli and Peter Bondra,
4/25/92 in a 7-2 win at PIT

FASTEST TWO GOALS, OPPOSING PLAYERS

0:07 Marian Gaborik and Brandon
Dubinsky, 4/20/11 in a 4-3 win at NYR

FASTEST THREE GOALS, BOTH TEAMS

1:09 Mario Lemieux (PIT), Dino Ciccarelli (WSH)
and Peter Bondra (WSH), 4/25/92
in a 7-2 loss at PIT

FASTEST THREE GOALS, CAPITALS TEAM

2:09 Mike Gartner and Larry
Murphy (2), 4/10/85 in a 4-3 win
vs. NYI

FASTEST FOUR GOALS, BOTH TEAMS

2:33 Danny Briere (PHI), Eric Fehr
(WSH), Scott Hartnell (PHI) and
Sami Kapanen (PHI), 4/15/08 in
a 6-3 loss at PHI

Playoff Record Book

INDIVIDUAL – SEASON

MOST GAMES PLAYED

24 12 players, 2018

MOST POINTS

32 Evgeny Kuznetsov, 2018
27 Alex Ovechkin, 2018
23 Nicklas Backstrom, 2018

MOST GOALS

15 Alex Ovechkin, 2018
14 John Druce, 1990
12 Evgeny Kuznetsov, 2018

MOST ASSISTS

20 Evgeny Kuznetsov, 2018
18 Nicklas Backstrom, 2018
15 John Carlson, 2018

MOST PENALTY MINUTES

98 Dale Hunter, 1988
92 Neil Sheehy, 1990
61 Dale Hunter, 1990

MOST POWER-PLAY GOALS

8 John Druce, 1990

MOST SHORTHANDED GOALS

2 Bob Gould, 1988

MOST GAME-WINNING GOALS

4 Joe Juneau, 1998
John Druce, 1990

BEST PLUS/MINUS RATING

+17 Brooks Orpik, 2018
+12 Evgeny Kuznetsov, 2018
+11 Tom Wilson, 2018
John Carlson, 2018

MOST CONSECUTIVE GAMES WITH A POINT

11 Evgeny Kuznetsov, 5/3/18 to 5/28/18 vs. PIT, TB, VGK
9 Nicklas Backstrom, 4/24/09 to 5/11/09 vs. NYR, PIT

MOST CONSECUTIVE GAMES WITH A GOAL

7 John Druce, 4/15/90 to 5/3/90 vs. NJ, NYR, BOS

MOST CONSECUTIVE GAMES WITH AN ASSIST

6 Mike Ridley, 4/21/92 to 5/1/92 vs. PIT

GOALTENDER – SEASON

MOST GAMES PLAYED

23 Braden Holtby, 2018
21 Olie Kolzig, 1998
14 Braden Holtby, 2012

MOST MINUTES

1,386 Braden Holtby, 2018
1,351 Olie Kolzig, 1998
922 Braden Holtby, 2012

MOST WINS

16 Braden Holtby, 2018
12 Olie Kolzig, 1998
7 Braden Holtby, 2017
Braden Holtby, 2012
Semyon Varlamov, 2009
Pete Peeters, 1988

MOST SHUTOUTS

4 Olie Kolzig, 1998
2 Braden Holtby, 2018
Braden Holtby, 2016
Semyon Varlamov, 2009

LOWEST GAA (minimum 60 minutes)

1.71 Braden Holtby, 2015
1.72 Braden Holtby, 2016
1.76 Bob Mason, 1987

HIGHEST SAVE PERCENTAGE (minimum 60 minutes)

.944 Braden Holtby, 2015
.942 Braden Holtby, 2016
.941 Olie Kolzig, 1998

MOST SHOTS AGAINST

740 Olie Kolzig, 1998
639 Braden Holtby, 2018
459 Braden Holtby, 2012

MOST SAVES MADE

696 Olie Kolzig, 1998
589 Braden Holtby, 2018
429 Braden Holtby, 2012

MOST CONSECUTIVE STARTS, GOALTENDER

38 Olie Kolzig, 4/22/98 to 4/20/03

MOST CONSECUTIVE GAMES PLAYED, GOALTENDER

41 Olie Kolzig, 4/24/96 to 4/20/03

MOST CONSECUTIVE WINS, GOALTENDER

5 Semyon Varlamov, 4/24/09 to 5/4/09 vs. NYR, PIT

MOST CONSECUTIVE SHUTOUT MINUTES

168:42 Olie Kolzig, 5/11/98 to 5/23/98

INDIVIDUAL – SERIES

MOST POINTS

14 Alex Ovechkin, 2009 vs. PIT
11 Dino Ciccarelli, 1990 vs. NJ
John Druce, 1990 vs. NYR
Mike Ridley, 1992 vs. PIT

MOST GOALS

9 John Druce, 1990 vs. NYR

MOST ASSISTS

11 Mike Ridley, 1992 vs. PIT

MOST PENALTY MINUTES

58 Neil Sheehy, 1990 vs. NYR

MOST POWER-PLAY GOALS

5 John Druce, 1990 vs. NYR

MOST SHORTHANDED GOALS

2 Bob Gould, 1988 vs. PHI

MOST GAME-WINNING GOALS

2 Several times; most recent
Jakub Vrana, 2018 vs. PIT

INDIVIDUAL – GAME

MOST POINTS

5 Alan Haworth, 4/19/86 vs. NYR

MOST GOALS

4 Dino Ciccarelli, 4/25/92 at PIT

MOST ASSISTS

4 Evgeny Kuznetsov, 6/4/18 vs. VGK
Andrei Nikolishin, 5/28/98 at BUF
Scott Stevens, 4/28/88 at NJ

MOST POWER-PLAY GOALS

2 10 times; most recent
T.J. Oshie, 8/12/20 vs. NYI

MOST PENALTY MINUTES

32 Dale Hunter, 4/22/88 at NJ

MOST POINTS, OPPONENT

8 Patrik Sundstrom, 4/22/88 at NJ

MOST GOALS, OPPONENT

4 Mark Johnson, 4/22/88 at NJ
Ray Ferraro, 4/26/93 vs. NYI

MOST ASSISTS, OPPONENT

5 Patrik Sundstrom, 4/22/88 at NJ

MOST POWER-PLAY GOALS, OPPONENT

3 Mark Johnson, 4/22/88 at NJ

MOST PENALTY MINUTES, OPPONENT

37 Jim Korn, 4/28/88 at NJ

GOALTENDER – GAME

MOST SAVES

62 Olie Kolzig, 4/24/96 in a 3-2 loss vs. PIT

MOST SHOTS AGAINST IN A REGULATION GAME

48 Olie Kolzig, 6/11/98 at DET

MOST SHOTS AGAINST IN AN OVERTIME GAME

65 Olie Kolzig, 4/24/96 vs. PIT

INDIVIDUAL – PERIOD

MOST POINTS

3 Several times; most recent
John Carlson, 4/11/19 vs. CAR

MOST GOALS

3 Dino Ciccarelli, 4/25/92 at PIT

MOST ASSISTS

3 John Carlson, 4/11/19 vs. CAR

MOST PENALTY MINUTES

24 Dale Hunter, 4/22/88 at NJ

2018 Stanley Cup Timeline

Eastern Conference Quarterfinal - Capitals Defeat Blue Jackets, 4-2

Game 3: Eller's Double OT Winner Secures Caps' First Postseason Win

After dropping the first two games of their first-round series against the Columbus Blue Jackets, the Capitals responded in Game 3 at Nationwide Arena. Lars Eller scored the game-winning goal nine minutes into double overtime and Braden Holtby made 33 saves as the Capitals earned a 3-2 win. The Capitals successfully killed all four Columbus power plays, including a full two-minute man-advantage in the first overtime. Eller's first career postseason OT winner secured the first of four consecutive Washington wins. Alex Ovechkin had two assists in his 100th career Stanley Cup playoff game.



Game 4: Caps No. 1 Line Shines

Evgeny Kuznetsov had a goal and three assists, while Alex Ovechkin and Tom Wilson had a goal and an assist each as the Capitals beat the Blue Jackets 4-1 in Game 4. The series would return to D.C. tied at two games apiece.

Game 5: Backstrom Delivers in OT, Gives Capitals 3-2 Series Lead

Nicklas Backstrom scored his first two goals of the postseason, including the overtime winner as the Capitals beat Columbus 4-3 in OT in Game 5. Backstrom's deflection of a Dmitry Orlov point shot at 11:53 of overtime gave him his franchise-record fourth career postseason OT winner. It also provided the Capitals with a 3-2 series lead.

Game 6: Capitals Eliminate Columbus, Book Rematch with Penguins

In a span of just over five-and-a-half minutes in Game 6 against Columbus, Alex Ovechkin scored an even-strength goal, drew a penalty and scored on the ensuing power play. Ovechkin's sequence late in the second period helped break a 1-1 tie and give Washington a 3-1 lead heading into the second intermission. Devante Smith-Pelly would add the eventual game-winning goal in the third period, while Chandler Stephenson became the first rookie in team history to score a postseason shorthanded goal. The Capitals beat Columbus 6-3 in Game 6 and became the first team in NHL history to win a series after dropping the first two games in overtime.



2018 Stanley Cup Timeline

Eastern Conference Semifinal - Capitals Defeat Penguins, 4-2

Game 2: Caps Erase Series Deficit vs. Pittsburgh

The Capitals responded after dropping their series opener in Round 2 against Pittsburgh with a convincing 4-1 win in Game 2. Alex Ovechkin scored 86 seconds into the first period and rookie Jakub Vrana scored the game-winning goal as the Capitals evened the series at a game apiece.

Game 3: Ovechkin's Late Winner Gives Caps Series Lead

In what may go down as one of the biggest goals of his career, Alex Ovechkin capped off a 2-on-1 rush with Nicklas Backstrom with 1:07 remaining in regulation and beat Matt Murray to secure a 4-3 Capitals win in Game 3. Pittsburgh had built a 3-2 lead through two periods, but Matt Niskanen tied the score 5:06 into the third before Ovechkin and Backstrom teamed up to complete the comeback. Ovechkin's goal came at the end of a 1:26 shift — his longest even-strength shift of the game — and gave Washington a 2-1 series lead.

Game 5: Vrana Provides Third Period Spark

With the Capitals trailing Pittsburgh 3-2 heading into the third period of a critical Game 5 at home, rookie Jakub Vrana joined Alex Ovechkin and Evgeny Kuznetsov on the No.1 line. Pittsburgh had command of the second period, scoring twice and outshooting Washington 18-5. The Capitals needed a spark. Vrana and the newly-configured top line provided one. In the opening minute of the most important period of their season, Vrana sprung Kuznetsov for the game-tying goal on a breakaway. Vrana later scored the go-ahead marker on a feed from Ovechkin with 4:38 remaining. Although the Capitals lost Nicklas Backstrom with an injury in the third, they won 6-3 and took a 3-2 series lead.

Game 6: Kuznetsov Nets OT Winner; Sends Caps to Eastern Conference Final

Despite missing three of their top-six forwards for Game 6 in Pittsburgh — Nicklas Backstrom, Andre Burakovsky and Tom Wilson were all out — the undermanned Capitals beat the Penguins 2-1 in overtime. Washington dressed a franchise-record five rookies in Game 6, including two — Travis Boyd and Nathan Walker — who made their NHL postseason debut. That didn't keep the Capitals from eliminating the two-time defending Stanley Cup champions. Alex Chiasson opened the scoring on a pass from Walker in the second period, before Alex Ovechkin fed Evgeny Kuznetsov for the game-winner in OT. For the first time in 20 years, the Capitals advanced to the Eastern Conference Final.



2018 Stanley Cup Timeline



Eastern Conference Final - Capitals Defeat Lightning, 4-3

Game 1: Caps Draw First Blood in Tampa Bay

The Capitals opened the Eastern Conference Final with a 4-2 win in Game 1 in Tampa Bay. Alex Ovechkin had a power-play goal and an assist in his Eastern Conference Final debut while Jay Beagle, Michal Kempny and Lars Eller also scored as the Capitals built a 4-0 lead in the second period. Game 1 could have turned late in the first period when Tampa Bay's Nikita Kucherov appeared to tie the score 1-1. Instead, the Lightning were penalized for having too many men on the ice. The goal was erased and Washington received a power play. Two seconds into the ensuing man advantage, Ovechkin gave the Capitals a 2-0 lead.

Game 2: Caps Continue Road Success

With Nicklas Backstrom missing a third consecutive game due to injury, centers Evgeny Kuznetsov and Lars Eller had a goal and two assists each as the Capitals beat the Lightning 6-2 to take a 2-0 series lead. Alex Ovechkin, Tom Wilson, Brett Connolly and Devante Smith-Pelly also scored as the Capitals improved to 7-1 on the road in the postseason. John Carlson had two assists to establish a franchise record for most points in a single postseason by a defenseman (13).



Game 6: Holtby Blanks Bolts

Facing elimination for the first time in the 2018 Stanley Cup Playoffs, T.J. Oshie scored twice and Braden Holtby made 24 saves as the Capitals beat the Lightning 3-0 in Game 6. The Capitals controlled possession but were also physical, outitting the Lightning 39-19. Brooks Orpik and Tom Wilson led the Capitals with six hits each.

Game 7: Holtby Earns Another Shutout; Caps Advance to Cup Final

Alex Ovechkin opened the scoring just 62 seconds into the first period and Braden Holtby made 29 saves as the Capitals beat the Lightning 4-0 in Game 7. With the win, the Capitals advanced to the Stanley Cup Final for the first time since 1998. Holtby stopped the final 61 shots he faced against Tampa Bay and ended the series with a shutout streak of 157:13. Andre Burakovsky added a pair of insurance markers in the second period and joined Dale Hunter (1988) as the only Capitals to score two goals in a Game 7. Evgeny Kuznetsov picked up an assist and established a Capitals postseason record by extending his point streak to 10 games.



2018 Stanley Cup Timeline

Stanley Cup Final - Capitals Defeat Golden Knights, 4-1

Game 2: Orpik Nets Winner; Capitals Earn First Win in Stanley Cup Final

Capitals leading-scorer Evgeny Kuznetsov left Game 2 late in the first period due to injury, but Lars Eller was among those who picked up the slack. Eller factored in all of Washington's scoring with a goal and two assists as the Capitals beat Vegas 3-2 to even the Cup Final at a game apiece. Alex Ovechkin scored a power-play goal and Brooks Orpik emerged as the unlikely game-winning goal scorer. Orpik broke a personal 220-game goalless drought midway through the second period. Braden Holtby made 37 saves, none bigger than his sprawling paddle stop on Alex Tuch with two minutes remaining in regulation to preserve Washington's one-goal lead.



Game 3: Capitals Take Series Lead in Cup Final

Alex Ovechkin and Evgeny Kuznetsov both scored first-period goals while Devante Smith-Pelly added an insurance tally in the third as the Capitals beat the Golden Knights 3-1 in Game 3. The win gave the Capitals their first ever Stanley Cup Final victory on home ice and a 2-1 series lead. Ovechkin scored 1:10 into the first period, tying John Druce's franchise record with his 14th goal of the playoffs.



Game 4: Balanced Attack Puts Capitals on Verge of Cup Win

Six different Capitals scored and Evgeny Kuznetsov had four assists as Washington beat Vegas 6-2 in Game 4 of the Stanley Cup Final. Kuznetsov became the 12th player in NHL history and the first since Joe Sakic in 1996 to record four assists in a game in the Stanley Cup Final. T.J. Oshie, Tom Wilson and Devante Smith-Pelly all scored in the first period while John Carlson added a power-play tally in the second. Michal Kempny and Brett Connolly also scored for the Capitals, who dominated the special teams battle going 4-for-4 on the penalty kill and 3-for-5 on the power play.

Game 5: Capitals Rally Once More; Win the Stanley Cup

The Capitals earned the first Stanley Cup title in franchise history with a 4-3 win in Game 5 at T-Mobile Arena. Vegas led 3-2 at the second intermission, but Devante Smith-Pelly and Lars Eller scored in the third period to secure the Capitals' comeback win. Smith-Pelly's seven goals in the playoffs matched his entire total from the regular season. He capped off the Stanley Cup Final on a three-game goal scoring streak. Jakub Vrana and Alex Ovechkin also scored in the Cup-clinching win. Ovechkin's 15th goal of the playoffs established a new franchise record. John Carlson added an assist to become the Capitals all-time postseason leading scorer among defensemen (55 points in 100 games). The Capitals, who clinched all four series on the road, tied a League record with 10 road wins in the playoffs. They also joined the 1991 Penguins as the only teams to win the Stanley Cup despite trailing in all four series.

