

**2009-10
WASHINGTON CAPITALS
OFFICIAL GUIDE**

2009-10 Schedule

OCTOBER

SUN	MON	TUES	WED	THUR	FRI	SAT
				1 BOS 7 pm	2	3 TOR 7 pm
4	5	6 PHI 7 pm	7	8 NYR 7 pm	9	10 DET 7 pm
11	12 NJ 7 pm	13	14	15 SJ 7 pm	16	17 NSH 7 pm
18	19	20	21	22 ATL 7 pm	23	24 NYI 7 pm
25	26	27 PHI 7 pm	28	29 ATL 7 pm	30 NYI 7 pm	31

NOVEMBER

SUN	MON	TUES	WED	THUR	FRI	SAT
1 CBJ 5 pm	2	3	4 NJ 7 pm	5	6 FLA 7:30 pm	7 FLA 7 pm
8	9	10	11 NYI 7 pm	12	13 MIN 7 pm	14 NJ 7 pm
15	16	17 NYR 7 pm	18	19	20 MTL 7 pm	21 TOR 7 pm
22	23 OTT 7:30 pm	24	25 BUF 7 pm	26	27	28 MTL 7 pm
29	30 CAR 7 pm					

DECEMBER

SUN	MON	TUES	WED	THUR	FRI	SAT
		1	2	3 FLA 7 pm	4	5 PHI 7 pm
6	7 TB 7:30 pm	8	9 BUF 7 pm	10	11 CAR 7 pm	12 TOR 7 pm
13	14	15 COL 9:30 pm	16	17	18 VAN 10 pm	19 EDM 10 pm
20	21	22	23 BUF 7 pm	24	25	26 NJ 7 pm
27	28 CAR 7 pm	29	30 SJ 10 pm	31		

JANUARY

SUN	MON	TUES	WED	THUR	FRI	SAT
					1	2 LA 4 pm
3	4	5 MTL 7 pm	6	7 OTT 7 pm	8	9 ATL 7 pm
10	11	12 TB 7:30 pm	13 FLA 7:30 pm	14	15 TOR 7 pm	16
17 PHI 3 pm	18	19 DET 7 pm	20	21 PIT 7:30 pm	22	23 PHX 7 pm
24	25 NYI 7 pm	26	27 ANA 7 pm	28	29 FLA 7 pm	30
31 TB 3 pm						

FEBRUARY

SUN	MON	TUES	WED	THUR	FRI	SAT
	1	2 BOS 7 pm	3	4 NYR 7 pm	5 ATL 7 pm	6
7 PIT 12:30 pm	8	9	10 MTL 7:30 pm	11 OTT 7 pm	12	13 STL 8 pm
14	15	16	17	18	19	20
21	22	23	24	25	26	27
28						

MARCH

SUN	MON	TUES	WED	THUR	FRI	SAT
	1	2	3 BUF 7 pm	4 TB 7 pm	5	6 NYR 7 pm
7	8 DAL 7 pm	9	10 CAR 7 pm	11	12 TB 7 pm	13
14 CHI TBD	15	16 FLA 7:30 pm	17	18 CAR 7 pm	19	20 TB 7:30 pm
21	22	23	24 PIT 7 pm	25 CAR 7 pm	26	27
28 CAL 3 pm	29	30 OTT 7 pm	31			

APRIL

SUN	MON	TUES	WED	THUR	FRI	SAT
				1 ATL 7 pm	2	3 CBJ 7 pm
4	5 BOS 7 pm	6 PIT 7 pm	7	8	9 ATL 7 pm	10
11 BOS 3 pm	12	13	14	15	16	17

Home Game Away Game

Game times subject to change

PRICE COLOR CODING

Red Price Category White Price Category Blue Price Category

caps1500AM

Comcast SPORTSNET

NBC Sports

VERSUS Broadcast on VERSUS

Table of Contents

INTRODUCTION

2009-10 Schedule	1
Table of Contents	2
Staff Directory	3-4
Verizon Center	5-6
Kettler Capitals Iceplex	7

OWNERSHIP & FRONT OFFICE

Lincoln Holdings LLC	9-10
Ted Leonsis	11
Dick Patrick	12
Tim McDermott	13
George McPhee	14
Hockey Operations	15
Bruce Boudreau	16-17
Assistant Coaches	18-19
Scouting and Hockey Operations Staff	20
Front Office Staff	21-23
Hershey Bears/South Carolina Stingrays	24
Capitals in Our Community	25-29

PLAYERS

Karl Alzner	31-32
Keith Aucoin	33-34
Nicklas Backstrom	35-36
Jay Beagle	37
Francois Bouchard	38
Chris Bourque	39-40
Matt Bradley	41-42
Trevor Bruess	43
John Carlson	44
Chris Clark	45-46
Sean Collins	47-48
John Erskine	49-50
Eric Fehr	51-52
Joe Finley	53
Tomas Fleischmann	54-55
Alexandre Giroux	56-57
Josh Godfrey	58
Andrew Gordon	59
Boyd Gordon	60-61
Mike Green	62-64
Anton Gustafsson	65
Jake Hauswirth	66
Braden Holtby	67

Milan Jurcina	68-69
Boyd Kane	70-71
Mike Knuble	72-74
Brooks Laich	75-76
Quintin Laing	77-78
Patrick McNeill	79
Zach Miskovic	80
Brendan Morrison	81-82
Shaone Morrisonn	83-84
Michael Neuvirth	85-86
Michael Nylander	87-89
Oskar Osala	90
Alex Ovechkin	91-95
Mathieu Perreault	96
Steve Pinizzotto	97
Brian Pothier	98-99
Tom Poti	100-101
Jeff Schultz	102-103
Alexander Semin	104-105
Tyler Sloan	106-107
David Steckel	108-109
Jose Theodore	110-112
Simeon Varlamov	113-114
Kyle Wilson	115
In the System	116-120

2008-09 YEAR IN REVIEW

NHL Standings, Statistics and Awards	121-122
Capitals Notes	123-124
Capitals Statistics and Results	125-131
Highs, Lows and Streaks	132
Shootout Results	133
Individual Game-by-Game Statistics	134-140
Goals and Shots by Period	141

TEAM HISTORY

Year-by-Year Results	142
Year-by-Year Leaders	143
Career Leaders	144
Single-Season Leaders	145
Season-by-Season Recaps	146-179
General Managers, Head Coaches & Captains	180
All-Time Player Register	181-205
All-Time Goaltender Register	206-208
All-Time Sweater Numbers	209-211

Retired Numbers	212
Uniform History	213
All-Time Draft Selections	214-217
Transactions	218-223
All-Time Record vs. NHL Franchises	224
Game-by-Game Results by Team	225-231
Longest Streaks by Season	232
Special Teams and Attendance	233
Opening Games and Holidays	234
Hat Tricks	235-237
Shutouts	238-240
Overtime	241-242
Shootouts	243
Penalty Shots	244
Capitals and Verizon Center Firsts	245
Capitals NHL Award Winners	246-248
All-Star Game	249
Record Book	250-254

PLAYOFF HISTORY

Year-by-Year Results	255
All-Time Playoff Scoring	256-257
Career Leaders and All-Time Goaltending	258
Overtime	259
Hat Tricks and Penalty Shots	260
Game-by-Game Results	261-265
Year-by-Year Statistics	265-268
Record Book	269-271

OPPONENTS

Series History and 2007-08 Reviews	272-329
NHL Divisional Alignment	330

MISCELLANEOUS

Media Information	331-332
NHL Directory	333
NHL Critical Dates and On-Ice Officials	334
NHL Hockey Operations	335-336
Capitals Broadcasters	337-338
Capitals Local Media	339
Washington, D.C.	340

2009-10 WASHINGTON CAPITALS OFFICIAL GUIDE

Written, edited and designed by the
Washington Capitals media relations staff:
Nate Ewell, Paul Rovnak, Kelly Murray and Jeffrey
Weinstein

Cover Design: Andy Mattice

Special Thanks: Kurt Kehl, Mike Vogel, Rachel
Buck, Sean Parker, Elizabeth Wodatch, Brett
Leonhardt, Katy Headman, Kris Wagner, Don
Fishman, George McPhee, Michelle Trostle, The
Elias Sports Bureau, Bob Waterman

Photography: Mitchell Layton, NHL Images/Getty
Images Staff, Bruce Bennett, Rafael Suanes, Greg
Fiume, Washington Capitals Archives

Updates: Updates to this guide will be posted
periodically during the season in .pdf form on the
club's website, WashingtonCaps.com, under the
"Team" tab.

The Washington Capitals media relations staff is
the proud recipient of the last three Dick Dillman
Awards in the Eastern Conference for excellence
in media relations as voted on by the Professional
Hockey Writers' Association.

Washington Capitals

Kettler Capitals Iceplex
627 N. Glebe Rd., Suite 850
Arlington, VA 22203
202.266.2200
Fax: 202.266.2360
WashingtonCaps.com



Washington Capitals Club Directory

Kettler Capitals Iceplex • 627 North Glebe Road, Suite 850 • Arlington, VA 22203

Ownership (Lincoln Holdings LLC)

Chairman & Majority Owner	Ted Leonsis
President & Owner	Dick Patrick
Owner	Jack Davies
Owner	Richard Fairbank
Owner	Raul Fernandez
Owner	Michelle D. Freeman
Owner	Sheila Johnson
Owner	Richard Kay
Owner	Jeong Kim
Owner	Mark D. Lerner
Owner	George Stamas
Senior Director, Office Administration	Michelle Trostle

Hockey Operations

Vice President & General Manager	George McPhee
Assistant General Manager, Dir. of Legal Affairs	Don Fishman
Head Coach	Bruce Boudreau
Assistant Coach	Dean Evason
Assistant Coach	Bob Woods
Assistant Coach/Video	Blaine Forsythe
Goaltending Coach	Arturs Irbe
Strength and Conditioning Coach	Mark Nemish
Physiologist	Jack Blatherwick
Director, Team Operations	Katy Headman
Hockey Operations Assistant	Eric Garvey
Hockey Operations Assistant	Evan Gold
Manager, Team Services	Ian Anderson
Head Coach, Hershey Bears	Mark French
Assistant Coach, Hershey Bears	Troy Mann

Scouting Staff

Assistant General Manager, Player Personnel	Brian MacLellan
Pro Scout	Larry Carriere
Pro Scout	Jason Fitzsimmons
Director, Player Development	Steve Richmond
Player Development	Chris Patrick
Director, Amateur Scouting	Ross Mahoney
Amateur Scout	Darrell Baumgartner
Amateur Scout	Steve Bowman
Amateur Scout	Ed McColgan
Amateur Scout	Martin Pouliot
Amateur Scout	Terry Richardson
Amateur Scout	A.J. Toews
European Scout	Gleb Chistyakov
European Scout	Vojtech Kucera
European Scout	Petri Skriko
European Scout	Mats Weiderstal
Director, Scouting Operations	Kris Wagner

Medical Staff

Head Athletic Trainer	Greg Smith
Assistant Athletic Trainer	Ben Reisz
Massage Therapist	Curt Millar
Team Physician	Ben Shaffer, MD
Team Internist	Chris Walsh, MD
Team Ophthalmologist	Thomas Clinch, MD
Team Dentist	Thomas Lenz, DDS, PC

Equipment Staff

Head Equipment Manager	Brock Myles
Assistant Equipment Manager	Craig Leydig
Equipment Assistant	Jeff Lewis

Business Operations

Director, Information Technology	Brian McPartland
Office Assistant	Valerie Garrett
Receptionist	Chuquita Pettus
Chief Building Engineer	Larry Hollen
Building Engineers	Pedro Pena / Justin Wilfong

Marketing and Communications

Senior Vice President, Chief Marketing Officer	Tim McDermott
Vice President, Communications, CCO	Kurt Kehl
Senior Director, Marketing	Joe Dupriest
Senior Director, Media Relations	Nate Ewell
Director, New Media	Sean Parker
Director, Community Relations	Elizabeth Wodatch
Director, Game Entertainment and TV Production	Michael Wurman
Senior Writer	Mike Vogel
Assistant Director, Media Relations	Paul Rovnak
Senior Manager, Marketing	Mike Chan
Senior Manager, Fan Development & Promotions	Kim Frank
Graphic Designer	Andrew Mattice
Game Entertainment Coordinator	Rachel Becker
Promotions Coordinator	Lauren Gilmore
Mascot Coordinator	Kevin Giambi
Website Producer	Brett Leonhardt
Communications Coordinator	Kelly Murray
Amateur Hockey & Fan Development Coordinator	Peter Robinson
Community Relations Coordinator	Jennifer Vassil

Finance

Vice President, Finance	Keith Burrows
Accounting Manager	Jill Ruehle
Accounts Payable Manager	Adam Porcelli

Washington Capitals Club Directory

Sales

Senior Vice President, Ticket Sales Jim Van Stone
 Senior Director, Season Ticket SalesAnthony Aspaas
 Senior Director, Ticket Sales.....Bill Hanni
 Senior Director, Group SalesDarren Montgomery
 Director, Amateur Hockey Sales..... Tim Bronaugh
 Assistant Director, Group Sales Jeff Keeney
 Senior Regional Sales Manager Nova Ackerman
 Senior Regional Sales Manager David Boettinger
 Senior Regional Sales Manager, Groups Pete Sekulow
 Regional Sales Manager, Groups Jimm Bonk
 Regional Sales Manager Travis Gendron
 Regional Sales Manager Sara Plietz
 Account Executive..... Clayton Adams
 Account Executive..... Joshua Gains
 Account Executive..... Jim Minichiello
 Account Executive..... Greg Roberts
 Account Executive..... Rob Van Der Eijk

Corporate Sponsorships

Vice President, Corporate Sponsorships..... John Greeley
 Director, Corporate Sponsorships Marco Gentile
 Director, Corporate SponsorshipsBruce Zalbe
 Senior Account Manager, Corporate Sponsorships..... Joe LaBue
 Senior Sponsorship Activation Manager Letitia Petrillo
 Sponsorship Activation Manager..... Graham Dunn

Ticket Operations

Senior Director, Ticket Operations..... Chris Sheap
 Assistant Director, Ticket OperationsJordan Cookler
 Manager, Ticket Operations Stephen Kaufman
 Assistant Manager, Ticket OperationsJill Salisbury

Guest Services

Senior Director, Guest Services Greg Monares
 Senior Guest Services Specialist..... Rick Olivieri
 Specialist, Guest ServicesJulie Bohling
 Specialist, Guest Services Christi Carson
 Specialist, Guest ServicesJustin Fenlon
 Specialist, Guest ServicesSean Goodman
 Specialist, Guest ServicesScott Haberle
 Specialist, Guest ServicesPat Jeffries
 Specialist, Guest Services Ryan Kronebusch
 Specialist, Guest ServicesKirk Madsen

Broadcasting

Radio Rightsholder WFED 1500 AM
 Radio Play-by-PlaySteve Kolbe
 Radio Analyst Ken Sabourin
 Radio Studio Host.....Jonathan Warner
 Television Rightsholder Comcast SportsNet
 Television Play-by-PlayJoe Beninati
 Television Analyst Craig Laughlin
 Television Reporter Al Koken
 Television Reporter Lisa Hillary

Verizon Center



Verizon Center, managed by Washington Sports & Entertainment LP, is home to the Washington Capitals, as well as the NBA's Washington Wizards, the WNBA's Washington Mystics and the Georgetown Hoyas men's basketball team. Located in the heart of Chinatown off the Gallery-Place Chinatown Metro stop, Verizon Center is only a few steps away from the White House and hosts more than 220 events and concerts each year.

The \$200 million sports and entertainment facility, which played host to its first Capitals game on Dec. 5, 1997, recently celebrated its 10th anniversary having entertained more than 25.9 million patrons with more than 2,192 world-class sporting events, concerts and family shows. The arena has also become a catalyst for the downtown neighborhood by sparking a dramatic redevelopment effort to the tune of \$6.2 billion.

Located within the arena are 108 luxury suites and a variety of concession stands and restaurants offering menu choices from Papa John's pizza to hot dogs and pretzels to crab cakes and deli sandwiches. Additional amenities include the private Acela Club restaurant for club seat and suite holders, the Johnnie Walker Coaches Club for Gold VIP season ticket holders, The Player's Club (private members-only club), Dewar's 12 Clubhouse open to the public an hour before and after events, The Greene Turtle Sports Bar & Grille and Fan Gear sporting goods store.

EXECUTIVE SUITES/PARTY SUITE

Between 18 and 22 guests can enjoy the VIP treatment in Verizon Center's 108 luxury suites. The luxury suites offer an exclusive membership and access to the Acela Club restaurant, premium catering and food service, early and late entry to events and countless other amenities including a private seating area, a restroom and a flat screen television.

The Crown Royal Party Suite is another exciting option for entertaining up to 99 guests at one time. Guests of the party suite have access to premium catering and food service, a private, glass-enclosed suite for meetings or hospitality purposes and a great view for the event. Another amenity of the party suite that makes it stand out from the rest of the suites at Verizon Center is the ability to rent it out on an event-by-event basis.

HIGH-DEFINITION LED SCOREBOARD AND VIDEO WALLS

Debuting during the 2007-08 season, the brand new high-definition LED scoreboard is the first true indoor high-definition scoreboard of its kind for arenas. The center-hung scoreboard exclusively features the Diamond Vision LED Fascia, corner stat displays and video boards driven by ANC Sports' patent pending VisionSOFT operating system. Sitting at 14 feet, 5 inches high x 25 feet, 2 inches wide, the new scoreboard provides the highest clarity of all the action, including video playback, and exhibits more than 68 billion colors. The scoreboard features four 6mm video screens, four 10mm LED video matrixes measuring 5 feet x 25 feet and two 20mm LED rings. More than 1,000 feet of linear LED boards encompass the upper bowl of the arena as well as 400 feet of LED boards surrounding the lower bowl of the arena with full motion signage. Four additional LED displays highlight the top corners of the arena offering animation, 3D graphics and advertisements.

ACELA CLUB RESTAURANT

The Acela Club is a sophisticated and energetic restaurant exclusively available for club seat and suite holders and their guests. The unique 400-seat tiered restaurant overlooks the ice and combines gourmet dining with world-class service. The Acela Club is also used for private events.

JOHNNIE WALKER COACHES CLUB

VIP ticket holders can enjoy the Coaches Club before, during and after games. Located on the event

floor, this private lounge serves hors d'oeuvres and beverages in the perfect setting.

THE PLAYER'S CLUB

Located on the Lexus Suite Level, The Player's Club is a members-only club offering a unique blend of seating, fine dining, entertainment and separate meeting spaces. The 5,000-square-foot space features a plush décor with lavish wood finishes inclusive of a full bar with top-shelf selections, a pool table, private chilled wine coolers, a fireplace, wireless Internet access, private restrooms, premium catering services and leather stadium seating. Membership to the club includes year-round access to Washington Wizards, Washington Capitals, Washington Mystics and Georgetown Hoyas games with views overlooking the court and the National Portrait Gallery located next door to Verizon Center.

DEWAR'S 12 CLUBHOUSE

The Dewar's 12 Clubhouse is located just inside Verizon Center's main lobby on F Street on the second floor. Open an hour before and an hour after events at the venue, Dewar's 12 Clubhouse offers a relaxing atmosphere for drinks, appetizers and a main course.

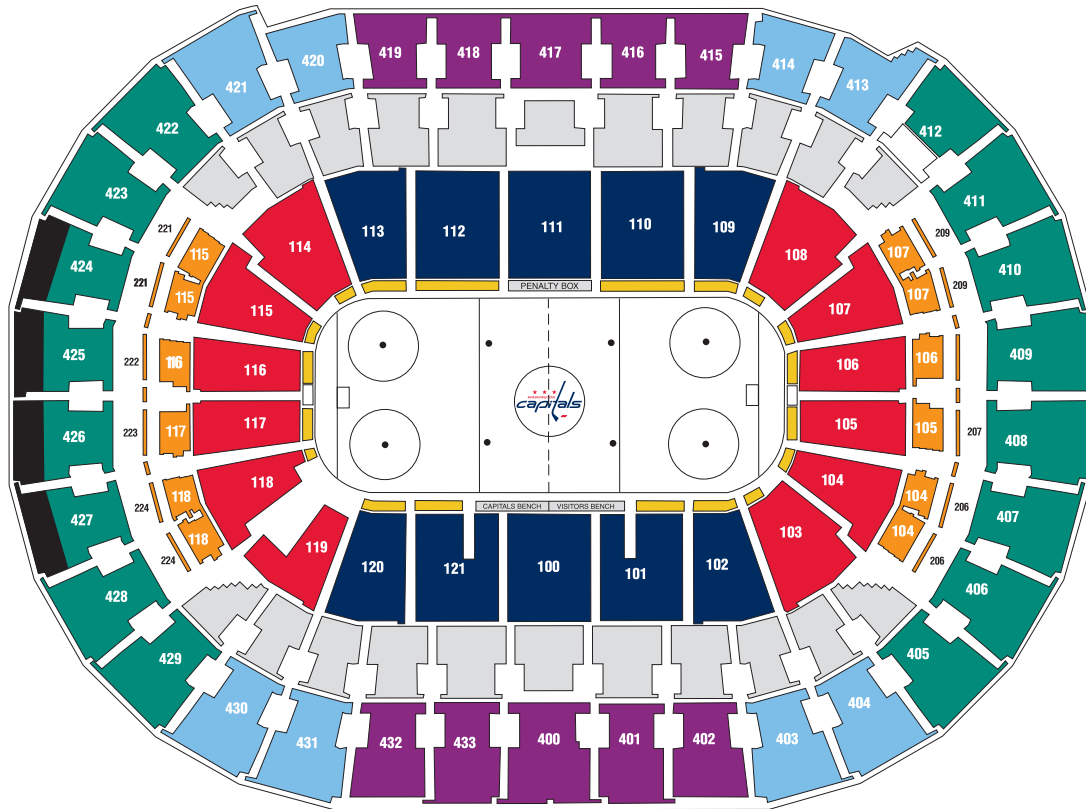
THE GREENE TURTLE SPORTS BAR & GRILLE

Opening its first franchise location outside of the state of Maryland in 2007 at Verizon Center, The Greene Turtle Sports Bar & Grille is the perfect setting to catch a bite to eat and drink before, during or after a game at Verizon Center. Based out of Ocean City, Md., The Greene Turtle Sports Bar & Grille satisfies an appetite for all at an affordable price.

FAN GEAR

Fan Gear, located just inside Verizon Center's main lobby on F Street, is every patron's favorite place to shop for team merchandise.

Seating Chart



SINGLE-GAME TICKET GATE PRICES

		Price Categories		
Section		Red ●	White ○	Blue ●
 Center Preferred		\$115	\$130	\$145
 Lower Preferred		\$90	\$105	\$120
 Loge Preferred		\$75	\$90	\$105
 Mezzanine Center		\$60	\$75	\$90
 Mezzanine End		\$45	\$60	\$75
 Mezzanine Corner		\$35	\$50	\$65
 Mezzanine Goal Zone		\$45	\$60	\$75

SINGLE-GAME TICKET INFORMATION

For individual-game tickets please call 202-397-SEAT or order online at WashingtonCaps.com and Ticketmaster.com. You can also purchase in person at any Ticketmaster location or the Verizon Center Box Office.

TICKET PLAN AND GROUPS INFORMATION

For information on Caps ticket plans and group sales, please call 202.266.CAPS (2277) or visit WashingtonCaps.com

Verizon Center Box Office Hours:
Monday - Saturday 10:30 a.m. – 5:30 p.m.

Accessible seating info 202-661-5065; TTY 202-561-5066.

Kettler Capitals Iceplex



KETTLER CAPITALS ICEPLEX

The Washington Capitals ushered in a new era for the franchise in 2006 with the opening of Kettler Capitals Iceplex, a community ice rink in Arlington, Va., that serves as the Capitals' training facility and home to the team's administrative offices. The project, a joint venture between the Washington Capitals and Arlington County, is located on the eighth level of the parking garage attached to the Ballston Common Mall.

The 137,000-square-foot facility includes two NHL-size ice rinks with seating for approximately 1,200, office space, a pro shop, a snack bar, media facilities and additional space for special events. The 20,000-square-foot, state-of-the-art training center for the Capitals features a large weight and fitness room, extensive athletic-training and medical facilities, spacious locker-room and lounge areas, a theater-style classroom and a high-tech video room.

Kettler Capitals Iceplex will host Capitals training camp for the third year in 2009. It has also played host to three Capitals summer development camps and the unveiling of the team's new logos and jerseys in 2007.

The structure was built atop the existing seven-story public parking garage at the corner of North Glebe Road and North Randolph Street in the heart of Ballston. The \$42.8 million project, designed by Architecture Inc. of Reston, Va., included the addition of an eighth level of parking to the garage. Kettler Capitals Iceplex is the only rink in the United States built eight or more stories above street level.

The facility is the first indoor ice rink inside the Capitol Beltway in Virginia and just the second facility of its kind anywhere inside the Beltway (Ft. DuPont Ice Rink in D.C. is the other). With the Orange Line reaching the Ballston Metro Station nearby, Kettler Capitals Iceplex is the only community rink located on the Metrorail system.

The two ice sheets offer an estimated 12,000 hours of ice time per year for use by youth, high school and college hockey teams, figure skating, synchronized skating, recreational skating, learn-to-skate programs and hockey and broomball. At least 500 hours of ice time will be donated by the Capitals to Arlington County to offer the economically disadvantaged and physically and mentally challenged members of the community an opportunity to use the facility.

Kettler Capitals Iceplex

627 N. Glebe Rd., Arlington, VA 22203

Ice Sheets: Two, 200' x 85'

Square Footage: 137,000

Seating: Approx. 1,200

Project Cost: \$42.8 million

Architect: Architecture Inc.

General Contractor: Sigal Construction

For More Information

To learn more about public skating, hockey, broomball and other activities at Kettler Capitals Iceplex:

Visit: www.kettlercapitalsiceplex.com

Write: info@kettlercapitalsiceplex.com

Call: 571.224.0555

Directions

From Washington, D.C. – Take Constitution Ave. west, toward the Lincoln Memorial ... take I-66 West ... take exit 71/Glebe Rd. and take a left on to Glebe Rd. ... pass Wilson Blvd. and the rink is on the eighth level of the parking garage attached to Ballston Common Mall.

From National Airport – Take George Washington Parkway North toward Arlington ... take I-66 West ... take exit 71/Glebe Rd. and take a left on to Glebe Rd. ... pass Wilson Blvd. and the rink is on the eighth level of the parking garage attached to Ballston Common Mall.

From Dulles Airport – Dulles Toll Road (Rt. 267 East) to I-66 ... take I-66 East ... take exit 71/Glebe Rd. and take a right on to Glebe Rd. ... pass Wilson Blvd. and the rink is on the eighth level of the parking garage attached to Ballston Common Mall.

From BWI Airport – Take I-195 West to I-95 ... take I-95 South to the Capital Beltway (I-495) ... take I-495 West into Virginia ... take George Washington Parkway South ... take I-66 West ... take exit 71/Glebe Rd. and take a left on to Glebe Rd. ... pass Wilson Blvd. and the rink is on the eighth level of the parking garage attached to Ballston Common Mall.

From Metrorail – Kettler Capitals Iceplex is located two blocks from the Ballston stop on the Orange line ... Follow Stuart Street (or take the skywalk) to Ballston Common Mall and take the parking garage elevators to the eighth level.

Nearby Accommodations

*The Westin Arlington Gateway – 801 N. Glebe Rd., 703.717.6200

Holiday Inn – 4610 N. Fairfax Dr., 877.863.4780

Nearby Restaurants

*The Front Page – 4201 Wilson Blvd., 703.248.9990

*Rock Bottom Brewery – 4238 Wilson Blvd., 703.516.7688

* Capitals recommended

Rock the Red on Radio!



***Listen to all the
Washington Capitals Action
this season on Caps Radio
at 1500 AM***



www.FederalNewsRadio.com

Lincoln Holdings LLC



In the spring of 1999 Lincoln Holdings LLC purchased 100% of the Washington Capitals (held in the name of Lincoln Hockey LLC, a wholly owned subsidiary of Lincoln Holdings) and, together with a subsequent purchase, approximately 44% of Washington Sports and Entertainment Limited Partnership (WSELP). WSELP owns 100% of the NBA Washington Wizards, Verizon Center and the Baltimore-Washington Ticketmaster franchise. In 2005 Lincoln Holdings purchased the WNBA's Washington Mystics from WSELP. Lincoln Holdings has a right of first refusal on the sale of any of the individual teams or other assets, as well as an option to purchase Abe Pollin's majority interest in WSELP.

All of the current partners of Lincoln Holdings are extremely active in the Washington-area business community.

Majority owner Ted Leonsis (see page 11) and president Dick Patrick (see page 12) were among the founding members of Lincoln Holdings LLC in 1999.

Jack Davies was the founder and president of AOL International and now serves on the board of directors of Scholastic, the global children's publishing and media company. Prior to joining AOL in 1993, Davies was managing director of Citicorp's London-based consumer mortgage business after serving as vice president, Europe, for RCA Records. He began his career at General Electric where he held numerous senior consumer marketing positions. Davies earned an MBA in Marketing (1973) and a BA in Political Science (1972) from the University of Rochester.

Active in philanthropy in the D.C. area, Davies serves on a number of boards including the Board and Executive Committee of Venture Philanthropy Partners. In addition he is on the board of See Forever Foundation, CharityWorks and The Washington Scholarship Fund.

Richard D. Fairbank is founder, chairman and chief executive officer of Capital One Financial Corporation, a broadly diversified financial services company ranked 130th on the Fortune 500. Mr. Fairbank founded Capital One in 1988 based on his belief that the power of information, technology and testing could be harnessed to bring highly customized financial products directly to consumers. Headquartered in McLean, Va., Capital One is the seventh-largest bank in the United States, offering a broad spectrum of financial products and services to consumers, small businesses and commercial clients. With the company's newly acquired subsidiary, Chevy Chase Bank, F.S.B., Capital One has approximately 1,000 branch locations in New York, New Jersey, Louisiana, Texas, Maryland, Virginia, and the District of Columbia. Additionally, Capital One has international businesses in the United Kingdom and Canada.

Capital One has been widely recognized for its entrepreneurial culture, progressive work place, and community engagement. Recently, Capital One has been named to: Fortune's "100 Best Companies to Work For," Fortune's "20 Great Employers for New Grads," BusinessWeek's "Best Places to Launch a Career," Working Mother's "100 Best Companies" and DiversityInc's "Top 50 Companies for Diversity." Capital One also was named to Fortune Magazine's list of "Top Companies for Leaders," ranking second in North America and fifth globally. Under Fairbank's leadership, Capital One has demonstrated a strong commitment to philanthropy and volunteerism, supporting a number of area programs focused on community redevelopment and youth education, including DC Cares, the DC College Access Program and Junior Achievement. Fairbank has been recognized for his community and industry leadership, including his 2008 appointment to the President's Council on Service and Civic Participation. He also was honored as a 2008 Washington Business Hall of Fame Laureate and was named "2006 Banker of the Year" by the American Banker. Fairbank holds an MBA from the Stanford Graduate School of Business and a bachelor's degree in economics from Stanford University.

Raul Fernandez is the chairman of ObjectVideo, a private technology company that develops video analytics software for automated security surveillance. He is also a special advisor to General Atlantic Partners, a growth equity firm with over \$17 billion under management. Fernandez founded Proxicom, an internet services company he started in 1991 with \$40,000 in savings. After taking Proxicom public in 1999 and growing the business to more than \$200 million in revenue, he sold it to Dimension Data in 2001. Fernandez also serves on the board of Liz Claiborne; TROW, a Toronto-based engineering and consulting firm; ValueOptions, the nation's largest independent behavioral healthcare company; Network Solutions, the leader in web-based domain name and related services and Capital Acquisition Corporation, a \$250 million telecommunications, technology and media-oriented special purpose acquisition company.

Fernandez, a native Washingtonian, has been active on the non-profit and technology policy fronts. In 2001, Fernandez was appointed to, and continues to serve on, the President's Council of Advisors on Science and Technology. An executive producer of the film "Kicking It," he holds a bachelor's degree in economics from the University of Maryland.

Michelle DiFebo Freeman is the owner and an active board member of the Carl M. Freeman Companies, with offices in Olney, Md., and Fenwick Island, Del. The Freeman Companies has over 60 years in a variety of real estate ventures, currently with special expertise in land acquisition, land planning, development and redevelopment for award-winning, amenity-rich residential communities and neighborhood shopping centers. Notable real estate developments and redevelopments by the Freeman Companies include Sea Colony, the Village at Bear Trap, Bayside (including a Jack Nicklaus Signature Golf Course) at the Delmarva Shore, The Tidewater Inn in Easton, Md., and Olney Village Center and Cabin John Center and Mall in Montgomery County, Md.

Michelle is also the founding president and chairman of the board of the Joshua M. Freeman Foundation. The Joshua M. Freeman Foundation was created in 2007 to conceptualize, construct and operate sustainable facilities that support the arts, the environment and athletic achievement. Michelle has also served as the president and chairman of the board of the Carl M. Freeman Foundation since 2007. The Carl M. Freeman Foundation has been proudly giving grants and guidance since 1960 to hundreds of nonprofit organizations in Maryland, Virginia, Washington, D.C., Delaware and West Virginia. Michelle is a founding member of Venture Philanthropy Partners and is currently serving on the boards of The Washington National Opera, CharityWorks and YouthAIDS. She has three children ranging in ages from 5 to 18.

Sheila C. Johnson, a successful entrepreneur and impassioned philanthropist, is CEO of Salamander Hospitality, LLC, overseeing a growing portfolio of luxury properties including The Woodlands Resort & Inn in Summerville, S.C., Innisbrook Resort & Golf Club in Innisbrook, Fla., and Salamander Resort & Spa in the foothills of the Blue Ridge Mountains in Middleburg, Va., which is poised to become one of the most unique retreats in the world when it opens in early 2011. Johnson is president and managing partner of the WNBA's Washington Mystics. She has long been a powerful influence in the entertainment industry as a founding partner of Black Entertainment Television (BET) and most recently

Lincoln Holdings LLC



Ted Leonsis



Dick Patrick



Jack Davies



Richard Fairbank



Raul Fernandez



Michelle D. Freeman



Sheila Johnson



Richard Kay



Jeong Kim



Mark Lerner



George Stamas

as a film producer. Her film *A Powerful Noise* premiered at the 2008 Tribeca Film Festival in New York. On March 5, 2009 *A Powerful Noise* premiered in more than 450 theatres throughout the country to celebrate International Women's Day.

In 2006 Johnson was named global ambassador for CARE, a leading humanitarian organization fighting global poverty by empowering women because they have the unique power to help entire communities escape poverty. "Sheila's I Am Powerful Challenge" was instrumental in helping raise funds for CARE's important work. Johnson is also a member of the Council on Foreign Relations. An avid supporter of the arts and an accomplished violinist, Johnson dedicates her time to organizations that create opportunities for children to express and explore their creativity. She serves as chair of the Board of Governors of Parsons The New School for Design in New York and sits on the boards of VH1's Save the Music Foundation, Americans for the Arts, the Jackie Robinson Foundation, and the University of Illinois Foundation.

Richard Kay is currently chairman of SENTRILLION Inc., a "TS" (Top Secret) border security, cyber-security, information assurance and healthcare managed services company. He is the former founder, chairman and CEO of OTG Software, a data storage software company that he founded in 1992. OTG became the leader in online data storage solutions. OTG was acquired by Legato Systems in 2002 and Kay remained on the board of directors until the acquisition of Legato Systems by EMC in 2003.

Kay currently serves on the board of directors of the University of Maryland School of Engineering. He is a special partner with ABS Capital, a multibillion dollar equity investment firm focused on healthcare, IT and media companies. Kay is also an honorary member of the board of directors of Venture Philanthropy Partners. He and his family work closely with various charities.

Jeong H. Kim is the 11th president of Bell Labs, the communication industry's most heralded research organization. His background ranges from being a CEO of a high technology start-up to senior executive of a Fortune 500 corporation. Kim's early career encompassed computer design, satellite systems design and data communications and included seven years as a nuclear submarine officer in the U.S. Navy.

Kim holds a Ph.D. in Reliability Engineering from the University of Maryland, a Master's degree in Technical Management and Bachelor's degree in Electrical Engineering and Computer Science from Johns Hopkins University. Kim currently serves on the boards of the Johns Hopkins University, Stanford University's Freeman Spogli Institute of International Studies, and Global Internet Ventures. He is a member of the National Academy of Engineering and the NASDAQ Listing and Hearing Review Council, and was named one of the 10 most influential Asian Americans in business for 2005 by the U.S. Pan Asian American Chamber.

Mark D. Lerner, representing members of the Lerner | Cohen | Tanenbaum family, is a principal owner of the Washington Nationals Baseball Club and a principal of Lerner Enterprises, a Rockville, Md., based real estate development, management and investment company founded in 1952 by his father, Ted Lerner. Lerner Enterprises development activity is mainly concentrated in the Washington, D.C., metropolitan area. Some of the company's major projects include White Flint, White Flint North, Washington Square at 1050 Connecticut Avenue, NW, 20 M Street, SE, 2000 Tower Oaks Boulevard, The Corporate Office Centre at Tysons II, Dulles Town Center, Fallsgrange Village Center and the Greenbelt Marriott Hotel, among many others. Lerner also has developed and manages many residential communities in the Washington, D.C., area. In addition, Lerner Enterprises is a partner in Chelsea Piers, a 30-acre sports and entertainment complex located on the Hudson River in New York City.

Lerner and his family have been involved in many worthwhile causes including the Charles E. Smith Jewish Day School, Hebrew University of Jerusalem, The George Washington University, Georgetown Day School, The Scleroderma Foundation of Greater Washington, Jewish Community Centers of Greater Washington and the District of Columbia, JCC Maccabi Games, The United States Holocaust Memorial Museum, Imagination Stage, ADL In Concert against Hate, YouthAids, Juvenile Diabetes, Junior Achievement, Food and Friends and the Washington Nationals Dream Foundation, among many others. He currently serves as a trustee of the Jewish Community Center of Greater Washington, a member of the board of Hillel at The George Washington University and the advisory board of Israel Bonds.

George P. Stamas is a senior partner in the Washington and New York offices of the international law firm Kirkland & Ellis LLP. A graduate of the Wharton School of the University of Pennsylvania (1973) and the University of Maryland Law School (1976), Stamas began his career as a special counsel in the Enforcement Division of the Securities & Exchange Commission. He has been listed in Chambers USA: America's Leading Lawyers and Best Lawyers in America for many years and was previously named by The American Lawyer as one of the leading 45 lawyers in America under the age of 45.

Stamas was the former vice chairman of the board of Deutsche Banc Alex Brown, Inc., a founding board member of FTI Consulting (NYSE), and also serves on the boards of NexCen Brands, Inc., Gridpoint Technologies, Medicity, Inc., and MidOcean Partners. He is also a venture partner of New Enterprise Associates and is active in numerous local and national civic affairs. In addition to being a member of the Council on Foreign Relations, he is on the board of the Shakespeare Theatre Company, Leadership 100, Caves Valley Golf Club, the Baltimore Orioles, and is an Archon of the International Order of St. Andrew.

Lincoln Holdings LLC Timeline

Spring 1999	Ted Leonsis, Jonathan Ledecy and Dick Patrick form Lincoln Holdings LLC
May 12, 1999	Lincoln Holdings purchases the Capitals and a minority stake in Washington Sports and Entertainment LP
July 12, 1999	NHL Board of Governors approves the sale of the Capitals to Lincoln Holdings
Jan. 11, 2000	Lincoln Holdings purchases the 8% stake in WSEL from Arnold Heft, increasing the ownership stake of Lincoln Holdings in WSEL to 44%
Jan. 13, 2000	Raul Fernandez joins Lincoln Holdings
Jan. 19, 2000	Michael Jordan joins Lincoln Holdings
June 6, 2001	Ted Leonsis purchases Jonathan Ledecy's share in Lincoln Holdings
Oct. 26, 2001	Jack Davies, Richard Kay and George Stamas join Lincoln Holdings
Feb. 7, 2002	Richard Fairbank joins Lincoln Holdings
April 15, 2002	Jeong Kim joins Lincoln Holdings
Nov. 7, 2003	Joshua M. Freeman and Mark D. Lerner join Lincoln Holdings
May 24, 2005	Sheila Johnson joins Lincoln Holdings; Lincoln Holdings purchases Washington Mystics from WSEL



Ted Leonsis

Chairman and Majority Owner Washington Capitals, Washington Mystics and Lincoln Holdings LLC

Ted Leonsis is known as one of the country's premier businessmen and a pioneer in the Internet industry, holding numerous leadership positions at AOL in his 15-year tenure, including vice chairman and president. He currently serves as AOL's vice chairman emeritus. He is a professional sports team owner; founder and chairman of Web 2.0 start-up SnagFilms; chairman and investor in Clearspring Technologies and Revolution Money; a film producer; a private-angel investor; an active board member; and a committed philanthropist.

Leonsis recently founded and launched SnagFilms, a Web 2.0 company that brings the best nonfiction films to a global web audience. He is also the chairman of Clearspring Technologies, the leading provider of cross-platform widget services; as well as Revolution Money, an innovative new Web 2.0 payment platform and credit-card service. Revolution Money is a subsidiary of Revolution LLC, the investment company created by Steve Case.

Leonsis is the founder, chairman and majority owner of Lincoln Holdings LLC, a sports and entertainment company that holds ownership rights in several Washington, D.C., entities, including 100% of the Washington Capitals and the WNBA's Washington Mystics. Lincoln Holdings also owns approximately 44% of Washington Sports and Entertainment Limited Partnership (WSELP), which owns the NBA's Washington Wizards, D.C.'s Verizon Center and the Baltimore-Washington Ticketmaster franchise.

In addition to Lincoln Holdings, Leonsis has investments and/or sits on the board of directors for several companies: Algentis LLC; Beacon Capital Strategies LLC; Bridgevine Inc.; Capitol Acquisition Corp; GridPoint; LaunchBox Digital; Triporati; Mahalo.com; MediaBank; Groupon.com; Mevio; MobilePosse; ObjectVideo; SB Nation; TidalTV; and Zedge. Leonsis is also on the board of directors of Georgetown University, his alma mater, and is listed as one of the institution's most distinguished alumni by numerous publications.

Leonsis is a film producer having conceptualized and produced "Nanking," a documentary film that tells the story of the Japanese invasion of Nanking, China, in the early days of World War II. "Nanking" made its world premiere at the 2007 Sundance Film Festival, where it was awarded the Documentary Editing Award, and was released by THINKFilm in December 2007. The film won a Peabody Award and was nominated for three Emmy Awards. The film aired on HBO and is available on DVD.

While at the 2007 Sundance Film Festival, Leonsis coined the phrase "filmanthropy" to describe a new category of filmmaking that sheds light on important issues around the world and activates discussion as well as new volunteers and new funds to benefit a social cause. Leonsis is also the producer of "Kicking It," another example of filmanthropy, which debuted at the 2008 Sundance Film Festival. "Kicking It" aired on ESPN and Netflix.

Leonsis is a committed philanthropist and is very involved with numerous charities, including Best Buddies, Hoop Dreams, See Forever

Foundation, Venture Philanthropy Partners, YouthAIDS and others through the work of the Leonsis Foundation.

Early in his career Leonsis was the founder of several new media companies, including Redgate Communications Corporation, a pioneering new media company that in 1993 was the first company acquired by AOL. He was also the founder of six personal computer magazines, authored four books and worked on the introduction of the IBM PC and the Apple Macintosh. He co-invented a very successful board game called "Only in New York" and served as a marketing executive with Harris Corp and Wang Laboratories.

He once served as mayor of Orchid, Fla. Among his many honors, Leonsis has been named Washington's Businessman of the Year, a Washingtonian of the Year, one of the 20 most influential people in sports, one of America's most creative executives and a top 10 entrepreneur of the year. Leonsis blogs daily at TedsTake.com. Originally from Brooklyn, N.Y., and later, Lowell, Mass., he now lives in McLean, Va., and Vero Beach, Fla., with his wife and two children.





Dick Patrick

President

Dick Patrick, along with Ted Leonsis, is one of the original partners in Lincoln Holdings LLC, which was formed in the spring of 1999. A mainstay for the Washington

Capitals' franchise for more than two decades, the owner, president and alternate governor continues to lead the club with his tireless effort and intense desire to continue a family tradition – engraving the Patrick name onto the Stanley Cup.

For three generations the family name of Patrick has been synonymous with the sport of hockey and the National Hockey League. Patrick's grandfather, Lester Patrick, was the longtime coach and general manager of the New York Rangers. In his honor the Lester Patrick Trophy is awarded annually for "outstanding service to hockey in the United States." It was Lester who instilled in his family the desire to remain active in the advancement of the sport of hockey and the National Hockey League. Patrick's father, Muzz, and uncle, Lynn, both played on the 1940 New York Rangers team that captured the Stanley Cup.

Patrick's cousin, Craig Patrick, played for the Capitals from 1977-79. He won two Stanley Cups as general manager of the Pittsburgh Penguins and was enshrined in the Hockey Hall of Fame in November 2001 in the "builder" category.

Patrick, who joined the Capitals prior to the 1982-83 season, guides the organization on a daily basis. The former chairman of the NHL Finance Committee, Patrick has been instrumental in the Capitals' long-term success as a franchise both on and off the ice. Patrick was a leader

in the conception and development of the Kettler Capitals Iceplex, the team's state-of-the-art training center and office building that opened in 2006 in Arlington, Va.

Before Patrick's arrival the Capitals never had advanced to postseason play. In his 27 seasons with the club, Washington has qualified for the playoffs 20 times – including the team's magical run to the Stanley Cup finals in 1998 with a team led by a blend of veterans and eager youngsters. The 2008-09 Southeast Division championship was the fifth division title Washington has won under Patrick's watch and second in as many years.

In addition to his commitment to the Capitals, Patrick previously served as co-chairman of the Washington, D.C., Division of the Fighting Blindness League. FBL, a charity event sponsored by the National Hockey League, benefits the Foundation Fighting Blindness in the fight against retinal degenerative diseases. Held in nine NHL cities on the eve of the Stanley Cup playoffs, FBL gives participants the chance to "own" an imaginary NHL franchise and participate in a rotisserie-style fantasy draft of NHL players.

Born in 1946 in Victoria, B.C., Patrick grew up in the United States. He earned his undergraduate degree from Dartmouth College and a law degree from the Washington College of Law at American University. He has developed commercial real estate in the Washington, D.C., area for more than 20 years and, while raising children who have skated within local youth hockey programs, he has been instrumental in increasing the Capitals' involvement in youth programs throughout the area.



Tim McDermott

Senior Vice President, Chief Marketing Officer

Tim McDermott enters his fourth season with the Washington Capitals as their senior vice president and chief marketing officer, leading the club's marketing and

communications efforts. McDermott's first three seasons have been highlighted by the development of the team's new brand identity as well as dramatic increases in attendance, television ratings, merchandise sales and web traffic. The 2008-09 season saw the Capitals set franchise records in sellouts (29) and total attendance (741,992).

The Capitals have been recognized as one of the NHL's elite in multiple areas under McDermott, including marketing, game entertainment, amateur hockey relations, media relations, community relations and online presence. The Capitals ranked sixth among all major professional sports franchises in ESPN The Magazine's 2009 Ultimate Standings, a measure of how much each organization gives back to its fans. The team's game entertainment group has won multiple Information Display and Entertainment Association (IDEA) awards while media relations has been recognized with the Dick Dillman Award as the top group in the NHL's Eastern Conference for three years in a row. In September 2009 McDermott and the Capitals will host the first Capitals Convention, a unique, all-day fan experience that sold out well in advance.

McDermott came to Washington after serving as senior director of marketing with the NFL's Philadelphia Eagles since March 2004,

where he was responsible for the development, communication, and implementation of the team's marketing strategy. With the Eagles, McDermott directed the team's branding efforts, which garnered 13 Philadelphia ADDY Awards and generated unprecedented campaign-specific merchandise sales. As part of the branding initiatives, McDermott also managed the Eagles' Tackling Breast Cancer campaign, which received national publicity and in one month generated sales of 32,000 pink Eagles hats to benefit the cause. In two seasons, the campaign generated over \$400,000 in donations. During his time in Philadelphia, the Eagles brand strength increased 40%, according to ESPN Sports Poll, and was recognized by Forbes as the fastest growing brand in sports.

McDermott spent the three previous years as a director in New Media Development for the Comcast Corporation, where he conceptualized new business services and ventures utilizing new media technologies. He has also served as assistant director of sales and marketing for the San Diego Chargers and started his career with the Jacksonville Jaguars serving in both Corporate Sponsorship and Football Operations.

McDermott earned his master's in business administration from Harvard and a bachelor's degree from Cornell, where he was a three-year letter winner, a two-time GTE Academic All-America and an Academic All-Ivy League selection on the Big Red football team.



George McPhee

Vice President and General Manager

In 12 years as vice president and general manager of the Washington Capitals, George McPhee has overseen the club's development with an emphasis on scouting, drafting, coaching and building from within. McPhee has provided solid direction for the Capitals franchise by instituting a team-first philosophy that has extended from his hockey operations staff to the players on the ice. McPhee has led a Capitals organization that has grown from a lottery team to Southeast Division champions in each of the last two seasons.

Named the fifth general manager in team history June 9, 1997, McPhee found immediate success with the Capitals while engineering the club's first trip to the Stanley Cup Finals in his first season (1997-98). Under his leadership the team has claimed four Southeast Division championships (1999-00, 2000-01, 2007-08 and 2008-09), five 40-or-more win seasons (1997-98, 1999-00, 2000-01, 2007-08 and 2008-09) and a club-record 108-point season (2008-09).

In efforts to further cultivate the Capitals as a competitive and progressive franchise, McPhee has stressed the growth of the Washington organization through scouting, coaching, amateur drafts, free agency, trades and minor-league development. These focus points have resulted in 15 first-round draft picks during the last eight years, the most of any NHL team, including the No. 1 overall pick in 2004, Alex Ovechkin, the league's first repeat MVP in more than a decade. Capitals prospects have enjoyed tremendous success as well, leading the Hershey Bears of the American Hockey League to the 2006 and 2009 Calder Cup championships and three appearances in the Calder Cup finals in a four-year span.

Prior to joining the Capitals, McPhee spent five seasons as the vice president and director of hockey operations as well as alternate governor for the Vancouver Canucks, assisting then general manager Pat Quinn with all hockey-related matters. In his time with the Canucks, the team enjoyed four trips to the playoffs, a division championship and a trip to the 1994 Stanley Cup Finals.

McPhee began his playing career in his hometown of Guelph, Ont., with the Ontario Junior Hockey League's Guelph Platers, leading them to the 1978 Centennial Cup, Canada's Tier II championship. Following his stint with the Platers, McPhee attended Bowling Green State University of the Central Collegiate Hockey Association, where he became one of college hockey's most decorated players. A four-year letterwinner from 1978-82, he was the recipient of the 1982 Hobey Baker Memorial Award, given to the top player in college hockey. His other accolades included a first-team All-CCHA selection in 1982, second-team All-CCHA honors in 1979 and 1981 and his selection as the CCHA's Rookie of the Year in 1979. Earning a degree in business, he became the first player to be named to the CCHA All-Academic Team in three consecutive seasons.

Upon the completion of his college career, McPhee signed as a free agent with the New York Rangers and started his NHL career during the 1982 Stanley Cup playoffs. Following his seven-year playing career with the Rangers and New Jersey Devils, McPhee earned his law degree from Rutgers University in 1992.



George McPhee (right) poses with Ross Mahoney and first-round pick Marcus Johansson at the 2009 NHL Entry Draft



Brian MacLellan

Assistant General Manager, Player Personnel

Brian MacLellan enters his ninth season with the Washington Capitals and third as the team's assistant general manager, player personnel. MacLellan, who served as a pro

scout for the Capitals from 2000-03 and then was promoted to director of player personnel, assists and advises vice president and general manager George McPhee in all player-related matters. MacLellan also oversees the club's professional scouting staff and works closely with the team's American Hockey League affiliate, the Hershey Bears, who won the Calder Cup in 2006 and 2009.

MacLellan, who won a Stanley Cup with the Calgary Flames in 1989, had a 10-year NHL career in which he skated for the Los Angeles Kings,

New York Rangers, Minnesota North Stars, Flames and Detroit Red Wings. A forward who played 606 NHL games, MacLellan recorded 172 goals, 241 assists and 413 points. MacLellan also won a silver medal with Team Canada at the 1985 World Championship in Prague.

The Guelph, Ontario, native played hockey at Bowling Green State University from 1978-82, where he graduated with a bachelor of science in business administration. In 1982, he was named an All-American defenseman and First-Team All-CCHA. MacLellan earned his MBA in finance from the University of St. Thomas in 1995 and went on to work for an investment consulting firm in Minneapolis before joining the Capitals as a pro scout.



Don Fishman

Assistant General Manager, Director of Legal Affairs

Don Fishman is in his fifth season with the Washington Capitals and third as an assistant general manager and director of legal affairs. In this role, he assists

vice president and general manager George McPhee with player contract negotiations, player contract research and analysis, the salary arbitration process, NHL and team salary cap analysis and interpretation of NHL/NHLPA Collective Bargaining Agreement (CBA) issues.

Fishman, who spent two seasons as director of legal affairs and hockey administration before his appointment to assistant general manager, also assists with the day-to-day operations of the Capitals hockey operations department such as roster issues, player movement, budgeting, summer development camp planning, training camp

planning and preseason and regular-season scheduling. In addition, Fishman serves as legal counsel for the Capitals organization and the Washington Mystics WNBA basketball club.

Prior to joining the Capitals, Fishman served as general counsel of two Washington, D.C., city government agencies. In his role with District government, he worked as part of the local host committee that successfully bid for the 2009 NCAA Men's Hockey Frozen Four, held at Verizon Center in April 2009. Fishman also worked as a corporate and communications lawyer in Washington and Los Angeles with Latham & Watkins and Ervin, Cohen & Jessup.

Fishman, a native Washingtonian, graduated from Harvard College, where he served as the radio voice of Harvard hockey, and UCLA School of Law.



Ross Mahoney

Director of Amateur Scouting

Entering his 12th year as director of amateur scouting, Ross Mahoney is responsible for all of the Capitals' selections at the NHL Entry Draft as well as overseeing the

organization's amateur scouting staff.

Prior to joining the Capitals, Mahoney was a scout with the Buffalo Sabres and Vancouver Canucks. He has coaching experience with the University of Regina, the Western Hockey League's Regina Pats and at the international level. He coached Canada's elite under-17 program in two World Championships. In 1995 he coached Team Saskatchewan to the gold medal at the Canadian Winter Games.

Mahoney earned a degree in education from the University of Regina, where he played hockey for the Cougars. After graduating he spent 17 years as a teacher.

Mahoney played junior hockey for the Tier II Regina Pat Blues and the Regina Pats in the WHL. He also played four years at the University of Regina, helping lead his team to two national finals. Mahoney was inducted in the Saskatchewan Sports Hall of Fame in 1999. An excellent baseball player as well, Mahoney was offered a scholarship to play in college in Iowa, but a knee injury prevented him from doing so.



Bruce Boudreau

Head Coach

Bruce Boudreau, the 2007-08 Jack Adams Award winner as the NHL's coach of the year and a member of the AHL Hall of Fame, is in his third season as Washington Capitals head coach and has led the team to the Southeast Division championships in each of his first two seasons.

Boudreau, 54, became the 14th head coach in Washington Capitals history when he was named to the position on an interim basis, Nov. 22, 2007, and had the interim tag removed Dec. 26, 2007. He has an 87-41-15 record with Washington.

Boudreau led the Capitals on a remarkable comeback from 30th in the NHL when he took over on Thanksgiving Day to the Southeast Division championship in 2007-08, his first season. His record of 37-17-7 would have been good for a 109-point pace in the course of a full season. The Capitals posted 17 come-from-behind victories under Boudreau and finished 20-6-7 in games decided by one goal. Boudreau was the first coach in NHL history to lead his team from 14th place at midseason to a playoff berth.

Boudreau became the second Capitals head coach to win the Jack Adams Award (Bryan Murray, 1984) and the first coach since Bill Barber in 2001 to win the Jack Adams award after taking over a team in midseason.

In 2008-09, Boudreau guided his team to the best record in franchise history and a successful defense of the Southeast Division title, as well as Washington's first playoff series victory since 1998. His team ranked second in the NHL on the power play (25.2%) and third in goals per game (3.27) and he coached the repeat Hart Trophy winner (Alex Ovechkin) and two members of the NHL First All-Star Team (Ovechkin and Mike Green).

Boudreau has coached championship teams in the American Hockey League (AHL) and the ECHL and was in his third year as the head coach of the Hershey Bears, Washington's AHL affiliate, when he was promoted to D.C. He led the Bears to the Eastern Conference championship and the Calder Cup finals in each of his two full seasons in Hershey, winning the Calder Cup in 2006. Boudreau compiled a 103-45-11-16 record with the Bears (a .666 winning percentage), including an AHL-best 51-17-6-6 record (.713) in 2006-07.

Boudreau spent nine seasons as an AHL head coach, having compiled a 340-216-56-43 career record. He spent four years with the Manchester Monarchs and two years with the Lowell Lock Monsters before joining the Bears. Before ascending to the AHL, he was the head coach and director of hockey operations for the Mississippi Sea Wolves (ECHL), where he won the 1999 Kelly Cup championship.

After making his head-coaching debut in the Colonial Hockey League with the Muskegon Fury in 1992-93, Boudreau took over the Fort Wayne Komets of the International Hockey League (IHL) in 1993-94. The Komets advanced to the Turner Cup finals his first season at the controls, and Boudreau was named the 1993-94 IHL coach of the year.



Bruce Boudreau enters 2009-10 13 wins shy of 100 for his NHL career.

BRUCE BOUDREAU QUICK FACTS

- Nicknamed "Gabby" and has an autobiography by that title to be published in the fall
- Was an extra in the movie *Slap Shot*, wearing No. 7 for the Hyannisport Presidents
- A member of the 2009 class of the AHL Hall of Fame
- Has led each of his last 11 teams to the playoffs
- Ranks 11th all-time in AHL scoring with 799 points, scoring more than any player in the league in the 1980s
- Had the Canadian junior record for points in a season (165 with the Toronto Marlboros) until Wayne Gretzky broke the mark
- Coached nine current Capitals with the Bears (forwards Eric Fehr, Tomas Fleischmann, Boyd Gordon, Brooks Laich, Quintin Laing and David Steckel and defensemen John Erskine, Mike Green and Jeff Schultz)
- The third Capitals head coach to ascend to the job directly from the Hershey Bears head coaching position (Gary Green, Bryan Murray)
- The owner and operator, with his wife Crystal, of the Golden Horseshoe Hockey School in St. Catharines, Ontario
- Generous supporter of a number of charities and the co-host of the Bruce Boudreau/John Anderson Charity Golf Tournament to benefit youth hockey players

A native of Toronto, Boudreau played parts of eight seasons with the Toronto Maple Leafs and Chicago Blackhawks, recording 70 points in 141 NHL games. A third-round pick of the Leafs in the 1975 NHL draft, Boudreau enjoyed one of the best seasons ever by a Canadian junior player during 1974-75. He picked up 165 points for the Toronto Marlboros, a Canadian Hockey League record until Wayne Gretzky surpassed the mark during the 1977-78 season.

An outstanding AHL player, Boudreau ranks 11th in scoring in league history with 316 goals and 799 points. No AHL player in the 1980s notched more points than Boudreau, as he played for the New Brunswick Hawks, Baltimore Skipjacks, Nova Scotia Oilers, Springfield Indians and Newmarket Saints. He won the 1987-88 John B. Sollenberger Trophy for leading the league in scoring, and was also a member of the 1992 Calder Cup champion Adirondack Red Wings.

BRUCE BOUDREAU

Career Coaching Record

Season	Team	League	Regular Season								Playoffs			
			GP	W	L	T	OT	Pts	Pct		GP	W	L	Pct
1992-93	Muskegon	CHL	60	28	27	5	-	61	.508		7	3	4	.429
1993-94	Fort Wayne	IHL	81	41	29	-	11	93	.574		18	10	8	.556
1994-95	Fort Wayne	IHL	39	15	21	-	3	33	.423		-	-	-	-
1996-97	Mississippi	ECHL	70	34	26	10	-	78	.557		3	0	3	.000
1997-98	Mississippi	ECHL	70	34	27	9	-	77	.550		-	-	-	-
1998-99	Mississippi	ECHL	70	41	22	7	-	89	.636		18	14	4	.778
1999-00	Lowell	AHL	80	33	36	7	4	77	.481		7	3	4	.429
2000-01	Lowell	AHL	80	35	35	5	5	80	.500		4	1	3	.250
2001-02	Manchester	AHL	80	38	28	11	3	90	.563		5	2	3	.400
2002-03	Manchester	AHL	80	40	23	11	6	97	.606		3	0	3	.000
2003-04	Manchester	AHL	80	40	28	7	5	92	.575		6	2	4	.333
2004-05	Manchester	AHL	80	51	21	-	8	110	.688		6	2	4	.333
2005-06	Hershey	AHL	80	44	21	-	15	103	.644		21	16	5	.762
2006-07	Hershey	AHL	80	51	17	-	12	114	.713		19	13	6	.684
2007-08	Hershey	AHL	15	8	7	-	0	16	.533		-	-	-	-
	CAPITALS	NHL	61	37	17	-	7	81	.664		7	3	4	.429
2008-09	CAPITALS	NHL	82	50	24	-	8	108	.659		14	7	7	.500
CAPITALS/NHL TOTALS			143	87	41	-	15	189	.661		21	10	11	.476

Career Playing Record

Season	Team	League	Regular Season						Playoffs				
			GP	G	A	Pts	PIM		GP	G	A	Pts	PIM
1972-73	Tor. Marlies	OHA	61	38	49	87	22		-	-	-	-	-
1973-74	Tor. Marlies	OHA	53	46	67	113	51		-	-	-	-	-
1974-75	Tor. Marlies	OHA	69	68	97	165	52		-	-	-	-	-
1975-76	Minnesota	WHA	30	3	6	9	4		-	-	-	-	-
	Johnstown	NAHL	34	25	35	60	14		9	6	5	11	7
1976-77	Toronto	NHL	15	2	5	7	4		3	0	0	0	0
	Dallas	CHL	58	37	34	71	40		1	1	1	2	0
1977-78	Toronto	NHL	40	11	18	29	12		-	-	-	-	-
	Dallas	CHL	22	13	9	22	11		-	-	-	-	-
1978-79	Toronto	NHL	26	4	3	7	2		-	-	-	-	-
	New Brunswick	AHL	49	20	38	58	22		5	1	1	2	8
1979-80	Toronto	NHL	2	0	0	0	2		-	-	-	-	-
	New Brunswick	AHL	75	36	54	90	47		17	6	7	13	23
1980-81	Toronto	NHL	39	10	14	24	18		2	1	0	1	0
	New Brunswick	AHL	40	17	41	58	22		8	6	5	11	14
1981-82	Toronto	NHL	12	0	2	2	6		-	-	-	-	-
	Cincinnati	CHL	65	42	61	103	42		4	3	1	4	8
1982-83	Toronto	NHL	-	-	-	-	-		4	1	0	1	4
	St. Catharines	AHL	80	50	72	122	65		-	-	-	-	-
1983-84	St. Catharines	AHL	80	47	62	109	44		7	0	5	5	11
1984-85	Baltimore	AHL	17	4	7	11	4		15	3	9	12	4
	Iserlohn	Germany	29	20	27	47	37		3	2	2	4	6
1985-86	Chicago	NHL	7	1	0	1	2		-	-	-	-	-
	Nova Scotia	AHL	65	30	36	66	36		-	-	-	-	-
1986-87	Nova Scotia	AHL	78	35	47	82	40		5	3	3	6	4
1987-88	Springfield	AHL	80	42	74	116	84		-	-	-	-	-
1988-89	Springfield	AHL	50	28	36	64	42		-	-	-	-	-
	Newmarket	AHL	20	7	16	23	12		4	0	1	1	6
1989-90	Phoenix	IHL	82	41	68	109	89		-	-	-	-	-
1990-91	Fort Wayne	IHL	81	40	80	120	111		19	11	7	18	30
1991-92	Fort Wayne	IHL	77	34	50	84	100		7	3	4	7	10
	Adirondack	AHL	-	-	-	-	-		4	1	1	2	2
NHL TOTALS			141	28	42	70	46		9	2	0	2	4
WHA TOTALS			30	3	6	9	4		-	-	-	-	-
AHL TOTALS			634	316	483	799	416		65	20	32	52	72
IHL TOTALS			240	115	198	313	300		26	14	11	25	40



Bruce Boudreau won the Jack Adams Award (above) after leading the Capitals to the playoffs as a midseason hire in 2007-08. On Aug. 20, 2009, Boudreau threw out the first pitch prior to the Washington Nationals vs. Colorado Rockies game at Nats Park in Washington, D.C. (below).





Dean Evason

Assistant Coach

Dean Evason enters his fifth season with the Capitals and is the team's longest-tenured assistant coach, having helped direct the Caps to consecutive Southeast Division championships as a member of Bruce

Boudreau's staff.

A 13-year NHL veteran and experienced coach in the junior ranks, the former Capital spent the 2004-05 season as co-coach of the Western Hockey League's Calgary Hitmen. Along with co-coach Kelly Kisio, he helped lead the Hitmen to a 34-23-9-6 record and an appearance in the WHL playoffs, where they reached the second round.

Prior to joining Calgary, Evason was the head coach of the WHL's Vancouver Giants for two seasons. He had a combined record of 59-61-14-10 with Vancouver, leading the Giants to their first winning season and playoff appearance in 2003-04.

Evason was the head coach of the WHL's Kamloops Blazers for three years before joining Vancouver, posting a 109-83-17-7 record from 1999 to 2002. His first junior coaching experience came as an assistant with the Calgary Hitmen during the 1999 playoffs, helping them capture the league championship. He also served as a player/coach for two seasons



for Landshut of the German Hockey League in 1997-98 and '98-99.

A native of Flin Flon, Manitoba, Evason is a member of the Manitoba Hockey Hall of Fame. He was drafted by the Capitals in the fifth round, 89th overall, in the 1982 Entry Draft and played 17 games over two seasons with Washington in 1983-84 and '84-85. A center, Evason played 13 seasons in the NHL with Washington, Hartford, San Jose, Dallas and Calgary, recording 139 goals and 233 assists in 803 games.



Bob Woods

Assistant Coach

Bob Woods, a former player and assistant coach under Bruce Boudreau, enters his first season as an assistant coach for the Capitals. Woods comes to Washington after serving as head coach of the AHL's Hershey

Bears, where he led the team to the Calder Cup championship last season.

Woods, 41, served as Hershey's head coach for two seasons and guided the Bears to their 10th Calder Cup championship in 2008-09 with a 49-23-8 record. He was an assistant coach with the Bears on current Capitals head coach Bruce Boudreau's staff when the Bears won the Calder Cup title in 2006. Woods was appointed head coach of the Bears when Boudreau was hired by the Capitals on Nov. 22, 2007. Woods compiled an 83-47-15 record in 145 regular-season games with Hershey and was 17-10 in 27 Calder Cup playoff games.

Prior to joining Hershey in 2005, Woods coached the Mississippi Sea Wolves of the ECHL for four seasons. He compiled a record of 169-94-25 in the regular season and led the Sea Wolves to the playoffs all four years while he was behind the bench, including two trips to the conference finals.

Selected in the 10th round, 201st overall, in the 1988 NHL Entry Draft by the New Jersey Devils, Woods played 13 seasons, including 10 in the ECHL. He was an ECHL All-Star selection four times, and retired as



the league's all-time leader in games played with 559. He set an ECHL record on March 14, 1998, as a member of the Tallahassee Tiger Sharks when he fired 17 shots on goal against the Louisiana IceGators. Woods was named second-team defenseman on the ECHL's 15th anniversary team in 2003, and was also named second-team defenseman on the Hockey News' 50th anniversary All-ECHL team in 1997.

A LeRoy, Saskatchewan, native, Woods spent three seasons as player/assistant coach with Mississippi from 1998-2001, playing for Boudreau during that time. He won the Kelly Cup in 1999, and scored 176 points in 209 games with the Sea Wolves, who retired his No. 8 on Oct. 13, 2002.



Blaine Forsythe

Assistant Coach/Video

Blaine Forsythe enters his fourth season with Washington and his first as an assistant coach. Forsythe joined the Capitals as a video coach prior to the 2006-07 season and was an integral member of

Bruce Boudreau's staff that helped lead the Capitals to the 2007-08 Southeast Division championship.

Forsythe was promoted to an amateur scout after the 2007-08 season and spent 2008-09 in that position while living in Toronto. He returns to D.C. as an assistant coach and will also oversee the video coaching operations for the Capitals.

Prior to joining the Washington organization, the Calgary, Alberta, native worked for the Calgary Hitmen from 1998-2006, where he served as both an assistant general manager (1998-2006) and an assistant coach (2002-06). While with the Hitmen, Forsythe worked with fellow Capitals' assistant coach Dean Evason, who was both an assistant coach and co-coach of the Hitmen during Forsythe's tenure. Forsythe and Evason helped lead Calgary to a WHL championship in 1999.

Forsythe received a business degree from the University of Minnesota and played Division II hockey at the University of Minnesota, Crookston. He played junior hockey with the CJHL's Pembroke Lumber Kings in Pembroke, Ontario.



Arturs Irbe

Goaltending Coach

Arturs Irbe enters his first season as the goalie coach for the Capitals organization where he will work with the team's goaltenders as well as goalie prospects throughout the minor-league system.

Irbe, 42, is a native of Riga, Latvia, and served as the goaltending coach for his hometown Dinamo Riga last season in the Kontinental Hockey League. He has also worked with the Latvian national team, which he represented in the 2002 and 2006 Olympics.

Irbe, a 13-year NHL veteran, played for San Jose, Dallas, Vancouver and Carolina, where he led the team to the Stanley Cup finals in 2001-02. He

played in 568 games and compiled a career record of 218-236-79 while appearing in two NHL All-Star Games (1994, 1999). His last NHL season was 2003-04, and he finished his NHL career with a 2.83 goals-against average and an .899 save percentage. Irbe is a former teammate of Capitals' assistant coach Dean Evason, as both players were with the San Jose Sharks from 1991-93.

Irbe played professionally in Europe after he left the NHL and retired completely after appearing in six games with Slovakia's HK Nitra in 2006-07.

Irbe is fluent in English, Latvian and Russian and also speaks some German.

Hockey Operations

SCOUTING STAFF



Larry Carriere
Pro Scout



Jason Fitzsimmons
Pro Scout



Steve Richmond
Director,
Player Development



Chris Patrick
Player Development



Steve Bowman
Amateur Scout



Ed McColgan
Amateur Scout



Martin Pouliot
Amateur Scout



Gleb Chistyakov
European Scout



Vojtech Kucera
European Scout



Petri Skriko
European Scout



Mats Weiderstal
European Scout

Not Pictured:
Darrell Baumgartner
Terry Richardson
A.J. Toews

HOCKEY OPERATIONS



Mark Nemish
Strength and Conditioning
Coach



Greg Smith
Head Athletic Trainer



Ben Reisz
Assistant Athletic
Trainer



Curt Millar
Massage Therapist



Brock Myles
Head Equipment
Manager



Craig Leydig
Assistant Equipment
Manager



Jeff Lewis
Equipment Assistant



Katy Headman
Director, Team Operations



Kris Wagner
Director,
Scouting Operations



Eric Garvey
Hockey Operations
Assistant



Evan Gold
Hockey Operations
Assistant



Ian Anderson
Team Services Manager



Benjamin Shaffer, MD
Team Physician



Thomas Lenz, DDS, PC
Team Dentist



Chris Walsh, MD
Team Internist



James Wiseman
Security Representative

Not Pictured:
Jack Blatherwick
Thomas Clinch, MD

Front Office Staff



Nova Ackerman
Senior Regional Sales
Manager



Clayton Adams
Account Executive



Anthony Aspaas
Senior Director, Season
Ticket Sales



Rachel Becker
Game Entertainment
Coordinator



David Boettinger
Senior Regional Sales
Manager



Julie Bohling
Specialist, Guest
Services



Jimm Bonk
Regional Sales
Manager, Groups



Tim Bronaugh
Director, Amateur
Hockey Sales



Keith Burrows
Vice President, Finance



Christi Carson
Specialist, Guest
Services



Mike Chan
Senior Manager,
Marketing



Jordan Cookler
Assistant Director,
Ticket Operations



Graham Dunn
Sponsorship Activation
Manager



Joe Dupriest
Senior Director,
Marketing



Nate Ewell
Senior Director,
Media Relations



Justin Fenlon
Specialist, Guest Services



Kim Frank
Senior Manager, Fan
Development & Promotions



Joshua Gains
Account Executive



Valerie Garrett
Office Assistant



Travis Gendron
Regional Sales Manager



Marco Gentile
Director,
Corporate Sponsorships



Kevin Giambi
Mascot Coordinator



Lauren Gilmore
Promotions
Coordinator



Sean Goodman
Specialist, Guest Services



John Greeley
Vice President,
Corporate Sponsorships

Front Office Staff



Scott Haberle
Specialist,
Guest Services



Bill Hanni
Senior Director,
Inside Sales



Pat Jeffries
Specialist,
Guest Services



Stephen Kaufman
Manager,
Ticket Operations



Jeff Keeney
Assistant Director,
Group Sales



Kurt Kehl
Vice President,
Communications, COO



Ryan Kronebusch
Specialist, Guest
Services



Joe LaBue
Senior Account Manager,
Corporate Sponsorships



Brett Leonhardt
Website Producer




Kirk Madsen
Specialist,
Guest Services



Andy Mattice
Graphic Designer



Brian McPartland
Director,
Information Technology



Jim Minichiello
Account Executive




Greg Monares
Senior Director,
Guest Services



Darren Montgomery
Senior Director,
Group Sales



Kelly Murray
Communications
Coordinator



Rick Oliveri
Senior Guest Services
Specialist



Sean Parker
Director, New Media



Letitia Petrillo
Senior Sponsorship
Activation Manager



Chuquita Pettus
Receptionist



Sara Plietz
Regional Sales Manager



Adam Porcelli
Accounts Payable
Manager



Greg Roberts
Account Executive



Peter Robinson
Coordinator, Amateur
Hockey & Fan Development



Paul Rovnak
Assistant Director,
Media Relations

Front Office Staff



Jill Ruehle
Accounting Manager



Jill Salisbury
Assistant Manager,
Ticket Operations



Pete Sekulow
Senior Regional Sales
Manager, Groups



Chris Sheap
Senior Director,
Ticket Operations



Michelle Trostle
Senior Director,
Office Administration



Rob Van Der Eijk
Account Executive



Jim Van Stone
Senior Vice President,
Ticket Sales



Jennifer Vassil
Coordinator,
Community Relations



Mike Vogel
Senior Writer



Elizabeth Wodatch
Director,
Community Relations



Bruce Zalbe
Director, Corporate
Sponsorships

Not pictured: Michael Wurman, Director, Game Entertainment and TV Production

Hershey Bears

AHL Affiliate

2009 Calder Cup Champions



950 W. Hersheypark Drive
Hershey, PA 17033
Phone: (717) 534-3380
www.hersheybears.com

Home Arena: GIANT Center (10,500)
Calder Cup Championships: 10 (most recent: 2009)
Affiliation: 5th year, became Washington's primary affiliate on April 26, 2005

Schedule: www.hersheybears.com/game_day/schedule.php

Statistics: stats.theahl.com/stats/statdisplay.php?type=skaters&season_id=

Roster: stats.theahl.com/stats/roster.php?step=&sub=&season_id=30&team_id=319



Mark French

Head Coach

Mark French is in his first season as the head coach of the Hershey Bears, earning a promotion to the top job after serving as an assistant coach for two seasons. He helped lead Hershey, with current Capitals assistant coach Bob Woods, to the 2009 Calder Cup championship.

French previously was the head coach and director of hockey operations for the Wichita Thunder (Central Hockey League) from 2005-07. He was responsible for player recruitment and contract negotiations while with the Thunder and managed the team's operating budget.

French also served as the assistant coach of the Atlantic City Boardwalk Bullies of the ECHL during the 2004-05 season when the Bullies posted a 42-21-9 record. Prior to joining the professional ranks, French was the head coach at Wilfrid Laurier University in Canada from 2002-04. French served as assistant coach and assistant general manager of the Canadian Hockey League's North Bay Centennials from 1999-2002.

A native of Milton, Ontario, French played college hockey at Brock University in St. Catharines, Ontario, serving as captain for three years. He received the prestigious "212 Degrees" award all four seasons, presented to the athlete who demonstrates leadership, commitment and excellence on the ice.



Troy Mann

Assistant Coach

Troy Mann is in his first season as an assistant coach with the Hershey Bears, joining the Washington organization after spending the past four seasons with the ECHL's Columbia Inferno. Mann led the Inferno to the South Division final in 2007-08, his second of three years as head coach and director of hockey operations. In 2008-09, while the team suspended operations during the construction of a new arena, Mann served as associate head coach of the ECHL's Charlotte Checkers.

Mann's coaching career began as a player/assistant coach in the United Hockey League before he became an assistant coach and interim head coach of the Central Hockey League's Topeka Tarantulas in 2004-05.

Mann's 11-year professional playing career included a stint with the Mississippi SeaWolves in the ECHL, where he was the first player to sign with the franchise in 1996 and won the Kelly Cup while playing for Washington head coach Bruce Boudreau in 1999. In all he played for four teams in the ECHL as well as teams in the Central Hockey League, United Hockey League and in Sweden.

Mann is a 1993 graduate of the University of Toronto, where he played for the Varsity Blues for four years.

South Carolina Stingrays

ECHL Affiliate

2009 Kelly Cup Champions

North Charleston Coliseum
3300 West Montague Avenue, Suite A-200
North Charleston, SC 29418
Phone: 843.744.2248
www.stingrayshockey.com

Home Arena: North Charleston Coliseum
2009 Playoffs: Won Kelly Cup
Affiliation History: 6th year, became Washington's ECHL affiliate on Aug. 11, 2004

Schedule: www.echl.com

Statistics: www.echl.com

Roster: www.echl.com



Caps in the Community

The Washington Capitals strive for success both on and off the ice. As a professional sports franchise with deep roots in and around the Washington, D.C., area, the Capitals are committed to making a difference in the local community. It is our goal not only to build an excellent team with positive role models for young people, but also to create and maintain community programs that encourage participation in hockey, serve to educate today's youth and assist those in need.

It is this philosophy that led the franchise to establish Caps Care, the branch of the organization that manages community involvement. Recognizing the community as our most important asset, Caps Care creates programs that are designed to give back to the very community that has supported our team for so many years.

Throughout the year Capitals players, coaches and their families, along with our alumni, staff and mascot, dedicate themselves to making a difference in the lives of the people they encounter. Through a diverse array of causes like education, fundraising, supporting local youth hockey groups, hosting community drives or simply spreading good cheer, the Capitals are committed to being a positive influence and contributor in our community.

Community Programs

The Washington Capitals take part in numerous programs throughout the year that benefit the local community.

Caps@School: The Washington Capitals are bringing the excitement of Caps hockey to local classrooms. During the 2009-10 season the Capitals are launching Caps@School, a FREE, online curriculum-enhancing teaching tool for fourth-, fifth- and sixth-grade classes.



Caps@School was created to provide Maryland, Virginia and Washington, D.C., elementary school educators with resources that combine the sport of hockey and Washington Capitals players to teach math, language, art, health and physical education. This unique program offers engaging, classroom-ready lesson plans that will capture the attention of students and allow classes that complete the lesson plans the opportunity to win Caps prizes.

Maryland, Virginia and Washington, D.C., teachers can enroll their classes for FREE and start to download lesson plans immediately at the Caps@School website at <http://www.capsatschool.com>

Hockey School: The Washington Capitals have hosted 20 clinics and reached 2,500 students in the D.C. area through the team's Hockey School program since its inception in 2007. Each Hockey School visit consists of an interactive floor hockey clinic focusing on puckhandling, passing and shooting.



This season Caps coaches, players, Slapshot and team representatives will host Hockey School sessions between September and May for groups of 100 to 150 fifth- through eighth-graders.



Each student who participates in Hockey School will receive the following:

- An autographed player card signed by one of the Washington Capitals
- A hockey 101 booklet that outlines the rules of street hockey and ice hockey
- One coupon for a free open skate session at a local participating rink
- One coupon for a free learn to skate or learn to play introductory class at a local rink
- A Hockey School squishy puck

Schools in need of street hockey equipment will also receive a free set.

Schools serving fifth-eighth-grade students within a 30-mile radius of either Kettler Capitals Iceplex or Verizon Center are eligible to sign up for Hockey School online at WashingtonCaps.com. Schools are chosen on a first-come, first-served basis and must select one of the predetermined dates available when signing up. Hockey School is a free program, designed to be both instructional and interactive, with the goal of exposing students to floor hockey and teaching proper technique.

Caps Care Click to Win: Caps Care Click to Win is a community initiative that gives local schools with 501(c)(3) nonprofit status the chance to win Caps autographed memorabilia, player and mascot visits and cash prizes.

Schools can register online at WashingtonCaps.com by submitting a photo with a descriptive caption of their students "Rocking the Red" and showing their Caps spirit. Each month between September and May five schools' photos will be posted on WashingtonCaps.com. Those schools will each receive a \$500 grant from Washington Capitals Charities. Viewers will then be able to vote for the school they think is most deserving of an additional \$1,000 grant. The school with the most votes each month will win a total of \$1,500. The school with the most votes overall at the conclusion of the program will also receive a player

Caps in the Community

visit and a Capitals team-signed jersey to display in the school.

Last year Washington Capitals Charities granted \$27,000 to 36 local schools. During the 2009-10 season \$31,500 will be donated to 45 schools throughout the Washington metropolitan area.

Most Valuable Kids

The Washington Capitals have teamed up with Most Valuable Kids, Inc., to provide a unique opportunity for Caps season-ticket holders to donate unused game tickets to underserved children, recuperating soldiers and active military and their families in the Washington, D.C., metropolitan area. Tickets that would otherwise go unused are redistributed by Most Valuable Kids to either injured soldiers or active military and their families; or to boys and girls, 18 and younger, through various local nonprofit organizations. Most Valuable Kids' mission is to provide an unparalleled reward system for local underprivileged children and children's organizations that show exemplary behavior, spirit, and community service. In offering children the opportunity to come face to face with athletic and entertainment role models, Most Valuable Kids' program fosters the development of self-esteem and a deeper understanding of the benefits of hard work and perseverance during adolescent and teenage years. For more information on Most Valuable Kids go to www.mostvaluablekids.org.

Community Drives

Community drives are another way that the Capitals partner with fans who want to get involved in helping the local community. By collecting canned food, toys or even by allowing fans the opportunity to donate blood, the team places high priority on making the D.C. area a better place and helping those who are in need.

Canned Food Drive: Every year the Washington Capitals hold a food drive to collect canned foods and other nonperishable food items to benefit the Capital Area Food Bank. The Capital Area Food Bank is the largest public nonprofit food and nutrition education resource in the Washington, D.C., metropolitan area. Last year, the Capital Area Food Bank distributed 20 million pounds of food, including six million pounds of fresh produce, to more than 700 partner agencies. The Capital Area Food Bank has served the National Capital region for 28 years.



In 2008 the Capitals teamed up with WFED 1500 AM and collected more than a ton of food and more than \$2,000 for the Capital Area Food Bank. Capitals players' wives Sasha Bradley, Danielle Johnson, Gwen Pothier and Didi Steckel greeted fans at the F Street entrance along with volunteers from the Capital Area Food Bank. Fans who provided nonperishable food or monetary donations received a poster featuring Caps defenseman and canned food drive spokesman Mike Green. Through the canned food drive the Caps were able to provide more than 16,000 meals to those in need in the D.C. area.

Toy Drive: The holiday season is a time for giving and the Washington Capitals want to do their part in bringing a smile to the face of every child. The Capitals partnered with the U.S. Marine Corps Reserves for

their ninth annual Toys for Tots Toy Drive in 2008. The Capitals, DC101's Elliot in the Morning Show and Comcast SportsNet worked together to fill a box truck with toys for disadvantaged children throughout the D.C. area. Caps defenseman Jeff Schultz and forward Eric Fehr and his wife Rachel joined U.S. Marines outside of Verizon Center's main entrance to collect toys and monetary donations. Every fan who donated a new, unwrapped toy received a commemorative Caps poster featuring Alex Ovechkin. More than \$1,000 in monetary donations was also collected last year for the Toys for Tots Foundation at the Toy Drive.



Inova Blood Drive: The Washington Capitals and Inova Blood Donor Services collected 415 units of blood at their fall 2008 blood drive at Kettler Capitals Iceplex. With the overwhelming support of nearly 500 Caps fans, the drive marked the most successful blood donation campaign hosted by the Capitals. Capitals legend Peter Bondra took time to sign autographs for donors, who also received two free Caps tickets and a limited edition Caps alternate logo jersey T-shirt. Miss Virginia Tara Wheeler also took time to greet donors. One blood donation can save up to three lives, and the 415 units collected by the Caps could help more than 1,200 local patients.



Red Cross Blood Drive: The Capitals teamed up with the American Red Cross of the Greater Chesapeake and Potomac Region to host their fourth-annual blood drive in 2009 at Kettler Capitals Iceplex and The Gardens Ice House. Thanks to extraordinary support from Caps fans, the drive was the Caps' most successful Red Cross blood drive ever. Five hundred people attempted to donate and the Red Cross was able to collect 407 productive units of blood. Capitals legend Peter Bondra, the official spokesman, stopped by the drive to greet donors and sign autographs. Fans who donated received a limited edition Bondra bobblehead along with two tickets to a Caps game. One blood donation can save up to three lives, so the 407 units collected by the Caps helped to save more than 1,200 local patients.

Caps in the Community



The Capitals honored fans whose lives have been touched by cancer in a pregame ceremony in October 2008.

Signature Events

Children's National Medical Center Visit: The Capitals have been visiting Children's National Medical Center for more than 20 years. The trip to Children's has become an annual tradition, which the players, coaches and owners look forward to each season. The players spend time playing video games, making arts and crafts, signing autographs and taking pictures with patients in the hospital's atrium. They then divide into smaller groups and visit patients in various units throughout the hospital.



Miracle on Seventh Street: Since 2003 the District ChopHouse & Brewery has hosted Miracle on Seventh Street at their restaurant in downtown D.C. This annual event was traditionally held on Christmas Day, but took place on Thanksgiving Day in 2008. Miracle on Seventh Street provides hundreds of underprivileged children and their families with a sit-down holiday dinner. In 2008 Mike Green attended the event for the third-straight year, while Brooks Laich attended for the second year in a row and Nicklas Backstrom attended for the first time. The Caps players spent their holiday serving food, signing autographs and mingling with the families at the event.

NHL Platforms

Hockey Fights Cancer

The Washington Capitals support the NHL's Hockey Fights Cancer initiative. Hockey Fights Cancer is a joint initiative founded in December 1998 by the NHL and the NHL Players' Association to raise money and awareness for hockey's most important fight. Hockey Fights Cancer is supported by NHL Member Clubs, NHL Alumni, the NHL Officials' Association, Professional Hockey Trainers and Equipment Managers, corporate marketing partners, broadcast partners and fans throughout North America. To date more than \$10.5 million has been raised to support local cancer research organizations, including the oncology and hematology ward at Children's National Medical Center in D.C., as well as the American Cancer Society, Canadian Cancer Society and CureSearch National Childhood Cancer Foundation.

Hockey is for Everyone

The Washington Capitals celebrate the NHL's Hockey is for Everyone month in February by supporting and promoting diversity in the sport. Hockey is for Everyone focuses on the NHL's diverse player base and urban, grass-roots programs and initiatives.

Player Programs

Being a professional athlete comes with a great deal of responsibility both on and off of the ice. Our players strive to be role models in the community and through their work in many different community-driven programs players get the opportunity to help causes nearest to their own hearts.

Ovi's Crazy 8s

In three seasons, Ovi's Crazy 8s has provided more than 1,500 children and soldiers and their families with the opportunity to see a Capitals home game free of charge. Through his decision in 2006 to create this community initiative, Alex Ovechkin generously provides underserved children, recuperating injured soldiers and active military and their families the chance to attend a Capitals preseason, regular season or playoff game at Verizon Center. Ovechkin purchases eight Capitals season tickets and donates them to Most Valuable Kids (MVK). MVK then distributes these tickets to either injured soldiers or active military and their families; or to boys and girls, 18 and under, through numerous nonprofit organizations that focus on children in low-income and underserved households.

Ovi's Crazy 8s sit in their very own special section in the lower level of Verizon Center and are recognized at every home game. In addition, each person in the section receives a foam No. 8 and at select games participants have an opportunity to ride the Olympia ice resurfacer and meet Ovechkin after the game.

Green's Gang

After a breakout season in 2007-08 where he led all NHL defenseman in scoring, Mike Green wanted to prove he is also a leader off the ice. Following in the steps of teammate and league MVP Alex Ovechkin, Green decided to provide Capitals game tickets to underserved children, injured soldiers and active military and their families in the D.C. area. Green purchases seven Capitals season tickets and donates them to Most Valuable Kids (MVK). MVK then distributes these tickets to either soldiers and their families or to boys and girls, 18 and under, through numerous nonprofit organizations that focus on children in low-income and underserved households.

Green's Gang sit in their very own special section in the lower level of Verizon Center and are recognized at every home game. In addition, each person in the section receives a Green's Gang T-Shirt and at select games participants have an opportunity to ride the Olympia ice resurfacer and meet Green after the game.

Caps in the Community

So Kids Can

Capitals defenseman Mike Green and Elliot Segal of the Elliot in the Morning show have teamed up to create the So Kids Can program, a fundraising initiative that benefits a different youth-focused, nonprofit organization each year.

The inaugural season of So Kids Can raised nearly \$30,000 for Pediatric Prosthetics, Inc., an organization that helps families throughout the United States who have children who have either lost a limb or have congenital limb deficiency. The funds raised through So Kids Can were distributed through Pediatric Prosthetics to children in need in the Washington, D.C., metropolitan area.

All funds raised for So Kids Can are based on Green's official scoring statistics. Green donates \$100 for every goal he scores and \$50 for each of his assists throughout the regular season. During the playoffs Green doubles the stakes, donating \$200 per goal and \$100 per assist.

At the end of the season Elliot matches the total amount, dollar for dollar. Washington Capitals Charities also makes a contribution to So Kids Can, and Caps fans and area businesses are encouraged to participate.

If you would like more information on So Kids Can, please contact Elizabeth Wodatch at ewodatch@washcaps.com. If you would like to make a donation, please send a check made payable to Washington Capitals Charities earmarked for So Kids Can to:

Washington Capitals Charities/So Kids Can
627 N. Glebe Road
Suite 850
Arlington, VA 22203

Garth Brooks Teammates For Kids Foundation

Washington Capitals Chris Clark, Eric Fehr, Alexandre Giroux, Mike Green and Tyler Sloan all participate in Top Shelf Teammates, the hockey division of the Garth Brooks Teammates For Kids Foundation. Top Shelf Teammates contributes financial resources to nonprofit organizations that benefit children's health, education and inner-city services. Since its inception in 2001, more than 1,100 NHL players have participated in the program by donating nearly \$3 million to the foundation. Players contribute a pre-determined sum based on selected on-ice performance categories such as goals scored or team wins. Every dollar contributed by players is tripled through an affiliation with other donors. Because outside sources secured by the foundation cover all operating expenses, 100% of donated money is distributed to children's charities.

For more information on any of the above initiatives, please contact Elizabeth Wodatch, community relations director, at ewodatch@washcaps.com.



Washington Capitals Charities

The Washington Capitals make a positive impact in the local community through the team's nonprofit arm, Washington Capitals Charities. The Washington Capitals are dedicated to the enhancement and development of the community that has supported them for so many years. Since its creation in 2000 Washington Capitals Charities has raised more than \$3.25 million through various fundraisers, auctions, raffles and fan donations. The foundation has also donated nearly \$2.75 million to numerous charities. Some of the worthy nonprofit organizations that Washington Capitals Charities has given to include: Children's National Medical Center, The Children's Inn at NIH, the Foundation Fighting Blindness, Fisher House Foundation, Susan G. Komen National Race for the Cure and local youth hockey leagues and schools throughout the D.C. area.

If you would like to make a tax deductible donation to Washington Capitals Charities, please visit WashingtonCaps.com. For more information on Washington Capitals Charities, please contact Elizabeth Wodatch, community relations director, at ewodatch@washcaps.com.

Mission Statement

To create, maintain and support community programs in the Washington, D.C., metropolitan area that encourage participation in hockey, serve to educate youth, assist those who are less fortunate and focus on health and wellness.

Washington Capitals Charities is also committed to supporting the charitable endeavors, initiatives and foundations of the team's players and alumni.

Funding

The primary goals for Washington Capitals Charities are to encourage participation in hockey, serve to educate youth, assist those who are less fortunate and focus on health and wellness. The majority of our annual budget is reserved for nonprofit organizations with which Washington Capitals Charities has longstanding ties and for nonprofits that the charity's board of directors pre-selects for funding based on how closely their missions and programs fit with our priorities.

Caps in the Community

Should you feel your organization's mission and programs are a match with those of Washington Capitals Charities, you are welcome to submit a formal letter of inquiry. As the charity receives a large number of inquiries, we cannot guarantee a response to every letter. Should your letter be of interest to us, and provided there are remaining funds in our budget, we will invite you to submit a more detailed proposal and/or meet with us to discuss your organization in more detail so that we may consider you for potential funding.

Fundraisers

Caps Care Casino Night and Auction: Washington Capitals Charities has created a marquee fundraising event for the 2009-10 season, the Caps Care Casino Night and Auction. Fans are invited to enjoy an evening of delicious food, live music and mingling and gaming with players and coaches, all in the name of charity. Taking place on Sunday, Jan. 24, 2010, at the Hilton Alexandria Mark Center, this exciting event will feature a raffle, silent auction with game-used equipment and autographed memorabilia and live auction with once-in-a-lifetime experiences with Caps players and coaches. Tickets are scheduled to go on sale in November, and all proceeds will benefit Washington Capitals Charities.

Caps Care Classic Golf Tournament: The Washington Capitals hosted the fifth Caps Care Classic golf tournament on Oct. 6, 2008, at Springfield Golf and Country Club in Springfield, Va. The largest of the team's fundraisers, the Caps Care Classic has raised more than \$1 million since its inception. Capitals players and alumni, politicians, local athletes and celebrities team up for this event, which has raised funds to benefit Children's National Medical Center, Athletes Against Autism, The Children's Inn at NIH and Washington Capitals Charities.

Holiday Puck Surprises (Fall/Spring): Fall and spring are both made just a little bit sweeter thanks to the Capitals "Puck Surprises" hosted at Verizon Center. The puck surprises give fans an opportunity to purchase pucks autographed by their favorite players and wrapped with the colors and treats of the season. The lucky fans who select unsigned pucks get to meet a Caps player and have them signed in person. During the 2008-09 season the puck surprises raised nearly \$30,000 for Capitals Charities.

Courage Caps: For the second year in a row the Washington Capitals reminded everyone what true courage is and called Caps fans to action through Courage Caps. Through this initiative, the Capitals raised funds to help the truly courageous men and women who protect and defend our country and their families.

Courage Caps were sold for \$20 at Capitals home games; online at WashingtonCaps.com and nhl.com; and at the team stores at Verizon Center, Ashburn Ice House, The Gardens Ice House, Kettler Capitals Iceplex, Rockville Ice Arena, Skate Frederick and SkateQuest Reston. There were also a limited number of autographed Courage Caps available. For \$50, fans were able to purchase a "Three Stars" Courage Cap signed by Alex Ovechkin, Sergei Fedorov, Mike Green, Nicklas Backstrom or Michael Nylander; for \$35, fans could purchase a hat signed by any other individual Capitals player.



Courage Caps allowed the Capitals to raise more than \$30,000 for Fisher House Foundation, a nonprofit based in Rockville, Md., that supports America's military in their time of need. Fisher House Foundation provides a home away from home for families of patients receiving medical care at major military and VA medical centers. The Foundation also ensures that families of service men and women wounded or injured in Operation Iraqi Freedom and Operation Enduring Freedom do not pay for their stay at a Fisher House or other base facility if they are on a wait list.

Players' Wives Gift Basket Auction: In a rare opportunity that gives fans a glimpse into the lives of their favorite players, the Caps wives and girlfriends team up with Capitals Charities for their annual gift basket auction. The baskets, decorated and put together by the wives and girlfriends, are decked out with some of the players' favorite things – from movies to candy bars. In 2008 the auction raised \$18,450 for Washington Capitals Charities.

Pick-A-Stick: On one special gameday during the season the Capitals give fans the opportunity to support Capitals Charities and Pick-A-Stick. Each of the numerous hockey sticks up for grabs, with the exception of a select few, are signed by a member of the team. The lucky fans that chose the unsigned sticks get the opportunity to meet a Caps player and get their brand-new sticks signed in person. The 2009 Pick-A-Stick raised more than \$13,000 for Capitals Charities.

Amazing Auction: For three years the Capitals Amazing Auction served as one of the final in-season, community-driven fan experiences. Each year the entire Capitals family, players and coaches, gathered for an evening comprised of a silent auction of game-used equipment, autographed memorabilia and special packages and a live auction of once-in-a-lifetime experiences with Caps players and coaches. Caps players, wives and girlfriends hosted the event, which last year benefited Washington Capitals Charities and A Place to Play. Tickets to the event included dinner, drinks and the opportunity to mix and mingle with the team. The event has raised a total of nearly \$350,000.



103.5 FM

**TRAFFIC and WEATHER TOGETHER
EVERY TEN MINUTES ON THE 8s.**



KARL ALZNER

27

Defense • Ht.: 6'3" • Wt.: 206 • Shoots: Left

Born: Sept. 24, 1988 (Burnaby, British Columbia)

Drafted: Capitals' first-round choice, fifth overall, in the 2007 Entry Draft

vs. the NHL

	GP	G	A	Pts	PIM
ATL	1	0	0	0	0
BOS	3	0	0	0	0
BUF	1	0	0	0	0
CAR	1	0	0	0	0
CBJ	2	0	0	0	0
EDM	1	0	0	0	2
FLA	3	0	0	0	0
MTL	3	0	0	0	0
NYI	3	0	2	2	0
NYR	3	0	1	1	0
OTT	2	0	0	0	0
PHI	2	0	0	0	0
PIT	1	0	0	0	0
STL	1	0	0	0	0
TB	1	0	0	0	0
TOR	2	1	1	2	0

CAREER STATISTICS Regular Season

Year	Team	League	GP	G	A	Pts	PIM	+/-	PP	SH	GW	S	GP	G	A	Pts	PIM
2003-04	Richmond	PIJHL	41	3	9	12	8	-	-	-	-	-	13	0	2	2	0
	Calgary	WHL	1	0	0	0	0	-	-	-	-	-	-	-	-	-	-
2004-05	Calgary	WHL	66	0	10	10	19	-	-	-	-	-	12	0	3	3	9
2005-06	Calgary	WHL	70	4	20	24	28	-	-	-	-	-	13	1	3	4	4
2006-07	Calgary	WHL	63	8	39	47	32	-	-	-	-	-	18	1	12	13	4
	Canada	WJC	6	0	1	1	2	-	-	-	-	-	-	-	-	-	-
2007-08	Calgary	WHL	60	7	29	36	15	-	-	-	-	-	16	6	2	8	4
	Canada	WJC	7	1	1	2	0	-	-	-	-	-	-	-	-	-	-
2008-09	CAPITALS	NHL	30	1	4	5	2	-1	0	0	0	31	-	-	-	-	-
	Hershey	AHL	48	4	16	20	10	-	-	-	-	-	10	0	2	2	2
CAPITALS/NHL TOTALS			30	1	4	5	2	-1	0	0	0	31	-	-	-	-	-

WHL East Second All-Star Team (2007) • WHL East First All-Star Team (2008) • WHL Defenseman of the Year (2008)
 • WHL Player of the Year (2008) • Canadian Major Junior First All-Star Team (2008) • Canadian Major Junior
 Defenseman of the Year (2008)

CAREER HIGHLIGHTS

First NHL Game: 11/26/08 (WSH 5 vs ATL 3)
 First NHL Goal: 12/6/08 (WSH 2 at TOR 1, Toskala)
 First NHL Assist: 12/4/08 (WSH 5 vs NYI 2)
 Most Goals in a Game: 1 (12/6/08, WSH 2 at TOR 1)
 Most Assists in a Game: 1 (3 times, last: 12/16/08, WSH 5 at NYI 4 OT)
 Most Points in a Game: 2 (12/6/08, WSH 2 at TOR 1, 1G-1A)
 Most Shots in a Game: 3 (3 times, last: 1/13/09, WSH 2 vs EDM 5)
 Most PIM in a Game: 2 (1/13/09, WSH 2 vs EDM 5)
 Most Ice Time in a Game: 24:45 (12/20/08, WSH 1 at PHI 7)
 Longest Assist Streak: 2 (12/4/08-12/6/08, 2A)
 Longest Point Streak: 2 (12/4/08-12/6/08, 1G-2A)
 Penalty Shots: None
 Shootouts: None

DID YOU KNOW?

Karl Alzner had just two penalty minutes last season, the fewest by any NHL defenseman who played at least 25 games.

KARL ALZNER

2008-09

Appeared in 30 games in three recalls to Washington, posting five points (1g-4a) and two PIM ... The only NHL defenseman with more than 25 games played and fewer than eight PIM ... Played 20 or more minutes in 15 of his 30 games ... Ranked third among NHL rookies in ice time (19:25 per game) ... Assisted on two GWGs ... Named one of the three stars in three games ... Made NHL debut vs. ATL (11/26) ... Recorded his first NHL point with an assist 12/4 vs. NYI ... Scored his first career goal and added an assist for his first multiple-point game 12/6 at TOR, giving him three points in two games ... Logged a career high 24:45 of ice time on 12/20 at PHI ... Played in 48 games for Hershey (AHL), netting 20 points (4g-16a) and 10 PIM ... Shared the lead among AHL rookies with a +23 rating ... Had four multiple-point games ... Played 10 games in Hershey's run to the Calder Cup, recording two assists.

Junior Career

2007-08: Named to the Canadian Major Junior First All-Star Team and the Canadian Major Junior Defenseman of the Year ... Also chosen as the WHL Player of the Year, the WHL Defenseman of the Year and named to the WHL East First All-Star Team ... Captain of the Calgary Hitmen (WHL) ... Played 60 games for Calgary and had 36 points (7g-29a) and only 15 PIM ... Finished with a +26 rating ... Had two assists in the first game of the season against Red Deer (9/21) ... Registered eight multiple-point games during the season, including a three-point game (1g-2a) vs. Brandon (1/27) ... Scored the GWG in overtime at Kootenay (1/22) ... Had eight points (6g-2a) in 16 playoff games ... Tied for the team lead in defenseman playoff goals and ranked second in points by a defenseman ... Represented Canada in the 2007 Canada-Russia Super Series and the 2008 World Junior Championship. **2006-07:** Won a gold medal with Team Canada at the 2007 World Junior Championship ... Earned WHL Eastern Conference Second-Team All-Star honors ... Played in the 2007 Top Prospects Game ... Represented the WHL in the 2006 Canada-Russia Challenge ... Posted 47 points (8g-39a) and a +16 rating in

63 games for Calgary ... Led all Hitmen defensemen in assists and points; tied for the lead among team defensemen in goals ... Won Calgary's Coaches' Award and was named the team's top defenseman ... Had 13 points in 18 playoff games as the Hitmen reached the Eastern Conference finals. **2005-06:** Skated in 70 games for Calgary and tallied 24 points (4g-20) ... Had one goal and three assists in 13 playoff games. **2004-05:** Played in 66 games in his first year in Calgary and dished out 10 assists ... Had three assists in 12 playoff games. **2003-04:** Saw action in 41 games for Richmond of the PIJHL, recording three goals and nine assists ... Made his WHL debut.

International Career

Won back-to-back World Junior Championship gold medals with Canada (2007, 2008). **2008:** Captain of Team Canada at the World Junior Championship ... Posted two points (1g-1a) and was +2 in seven games ... Chosen by the coaching staff as one of Canada's top three players in the tournament ... Also represented Canada in the Canada-Russia Super Series ... Was a teammate of Josh Godfrey in both events. **2007:** Played six games for Canada at the World Junior Championship, recording one assist. **2005:** Played for Team Canada in the Under-18 Junior World Cup in the Czech Republic/Slovakia... Played for Team Pacific at the 2004-05 World Under-17 Hockey Challenge in Lethbridge, Alberta.

NHL Transactions

Selected by Washington in the first round, fifth overall, in the 2007 Entry Draft.

Personal

Enjoys shopping in his spare time ... Supports Canuck Place Children's Hospice in Vancouver ... His favorite hockey memories are winning two World Junior Championships, being drafted by the Capitals and his first time playing ... Won Calgary's Scholastic Player of the Year in each of his first two seasons with the team.



KEITH AUCOIN

20

oh-KOIN

Center • Ht.: 5'9" • Wt.: 162 • Shoots: Right

Born: Nov. 6, 1978 (Waltham, Mass.)

Acquired: Signed as a free agent, July 3, 2008

vs. the NHL

	GP	G	A	Pts	PIM
ATL	9	2	5	7	8
BOS	3	0	0	0	0
BUF	5	1	1	2	2
CAR	2	0	0	0	0
CHI	1	0	0	0	0
COL	1	1	1	2	0
FLA	9	0	0	0	0
MIN	1	0	1	1	0
MTL	2	0	2	2	2
NJ	4	2	1	3	4
NYI	4	1	0	1	0
NYR	1	0	0	0	0
NSH	1	0	0	0	0
OTT	1	0	0	0	0
PHI	1	0	0	0	0
PIT	1	0	0	0	0
STL	1	0	0	0	0
TB	9	0	3	3	2
TOR	2	0	0	0	0
VAN	1	0	0	0	0
WSH	6	0	0	0	0

CAREER STATISTICS Regular Season

Year	Team	League	GP	G	A	Pts	PIM	+/-	PP	SH	GW	S	GP	G	A	Pts	PIM
1997-98	Norwich	ECAC	26	19	14	33	-	-	-	-	-	-	-	-	-	-	-
1998-99	Norwich	ECAC	31	33	39	72	-	-	-	-	-	-	-	-	-	-	-
1999-00	Norwich	ECAC	31	36	41	77	14	-	-	-	-	-	-	-	-	-	-
2000-01	Norwich	ECAC	28	26	30	56	26	-	-	-	-	-	-	-	-	-	-
2001-02	Lowell	AHL	30	6	10	16	8	-	-	-	-	-	-	-	-	-	-
	Florida	ECHL	1	0	2	2	0	-	-	-	-	-	-	-	-	-	-
	BC	UHL	44	23	35	58	42	-	-	-	-	-	10	3	5	8	4
2002-03	Providence	AHL	78	25	49	74	71	-	-	-	-	-	4	0	1	1	6
2003-04	Cincinnati	AHL	80	18	30	48	64	-	-	-	-	-	9	0	3	3	4
2004-05	Memphis	CHL	5	4	5	9	10	-	-	-	-	-	-	-	-	-	-
	Providence	AHL	72	21	45	66	49	-	-	-	-	-	17	4	14	18	18
2005-06	Carolina	NHL	7	0	1	1	4	-4	0	0	0	3	-	-	-	-	-
	Lowell	AHL	72	29	56	85	68	-	-	-	-	-	-	-	-	-	-
2006-07	Carolina	NHL	8	0	1	1	0	1	0	0	0	6	-	-	-	-	-
	Albany	AHL	65	27	72	99	108	-	-	-	-	-	5	1	3	4	7
2007-08	Carolina	NHL	38	5	8	13	10	3	0	0	0	65	-	-	-	-	-
	Albany	AHL	38	8	37	45	38	-	-	-	-	-	-	-	-	-	-
2008-09	CAPITALS	NHL	12	2	4	6	4	5	1	0	0	15	-	-	-	-	-
	Hershey	AHL	70	25	71	96	73	-	-	-	-	-	21	5	18	23	16
CAPITALS TOTALS			12	2	4	6	4	5	1	0	0	15	-	-	-	-	-
NHL TOTALS			65	7	14	21	18	5	1	0	0	89	-	-	-	-	-

AHL First All-Star Team (2009) • AHL Second All-Star Team (2006, 2007)

CAREER HIGHLIGHTS

First NHL Game: 1/23/06 (CAR 7 vs MTL 3)

First NHL Goal: 1/10/08 (CAR 1 vs NJ 4, Brodeur)

First NHL Assist: 1/23/06 (CAR 7 vs MTL 3)

Most Goals in a Game: 1 (7 times, last: 4/5/09, WSH 6 vs ATL 4)

Most Assists in a Game: 1 (14 times, last: 4/9/09, WSH 4 at TB 2)

Most Points in a Game: 2 (2 times, last: 4/5/09, WSH 6 vs ATL 4, 1G-1A)

Most Shots in a Game: 6 (3/5/08, CAR 6 at ATL 3)

Most PIM in a Game: 2 (9 times, last: 4/5/09, WSH 6 vs ATL 4)

Most Ice Time in a Game: 19:02 (3/25/08, CAR 2 vs WSH 3)

Longest Goal Streak: 2 (1/10/08-1/12/08, 2G)

Longest Assist Streak: 2 (3 times, last: 3/16/09-3/27/09, 2A)

Longest Point Streak: 3 (2 times, last: 3/16/09-4/1/09, 1G-2A)

Penalty Shots: None

Shootouts: None

DID YOU KNOW?

Keith Aucoin led the AHL in scoring for most of last year, but finished second to teammate Alexandre Giroux after he played the last seven games of the regular season with Washington.

KEITH AUCOIN

2008-09

Played in 12 games for the Capitals and had six points (2g-4a), all in his last eight games ... Team was 8-3-1 when he was in the lineup and 4-1-0 when he had a point ... Recorded his first assist as a Cap on 3/16 at ATL and his first goal on 4/1 vs. NYI ... Matched his career-high with a point in three straight games (3/16—4/1, 1g-2a) ... Recorded his first career NHL PPG and had two points (1g-1a) on 4/5 vs. ATL ... Played 70 games for Hershey (AHL) and had 96 points (25g-71a); finished second to teammate Alexandre Giroux (97 points) in the AHL scoring race ... His 71 assists led the AHL and were 15 more than the next closest player ... Named to the AHL All-Star game and First All-Star Team ... Named the AHL's Player of the Month for October ... Had three multiple-goal games and 18 multiple-assist games ... Recorded at least a point in the first eight games of the season (5g-12a) ... Had three five-point games: 10/8 at Wilkes-Barre Scranton (1g-4a), 11/16 vs. Binghamton (1g-4a) and 3/28 vs. Bridgeport (2g-3a) ... Had at least a point in 14 straight games from 2/6—3/7 (5g-20a) ... Played 21 out of 22 Calder Cup playoff games and recorded at least a point in 15 games to help Hershey win the Calder Cup ... Had eight multiple-point playoff games ... Led the AHL with 18 playoff assists and was tied for second behind Giroux (28 points) with 23 playoff points ... Registered a point in five out of six Calder Cup final games against Manitoba (2g-5a) and had the GWG in Game 4.

Career

2007-08: Split season between CAR and Albany (AHL) ... Played in a career-high 38 games for CAR and 38 games for Albany ... Set NHL career highs in goals (5), assists (8) and points (13) ... Had a goal and an assist and was a career high +3 against COL (1/12) ... Recorded a point in three straight games (3/5—3/8; 1g-2a) ... Had 45 points (8g-37a) in 38 games for Albany ... Registered 15 multiple-point games, which included a five-assist night vs. Syracuse (2/1) ... His five assists tied Albany's single-game franchise record for most assists and most points in one game. **2006-07:** Split time between CAR and Albany ... Earned one assist in eight NHL games ... Led Albany and tied for second in the AHL in scoring with 99 points (27g-72a) ... Named to the AHL Second All-Star Team for the second year in a row ... Had a point in 51 of 65 games ... Recorded 33 multiple-point games, including a five-point game (1g-4a) against Syracuse (3/28) ... Had 10 PPGs, one SHG and four GWGs. **2005-06:** Made his NHL debut and earned his first career point with an assist vs. MTL (1/23) ... Played seven games for CAR ... Played in 72 games for Lowell (AHL) ... Led Lowell and ranked 10th in the AHL in scoring with 85 points (29g-56a) ... Named to the AHL Second All-Star Team ... Had 23 multiple-point games including four-point games (4a) vs. Portland (11/4) and at

Portland (11/26) ... Played for the PlanetUSA team at the 2006 AHL All-Star Classic in Winnipeg (2/1). **2004-05:** Led Providence (AHL) in assists and finished third on the team in points ... Recorded his 200th AHL point vs. Manchester (4/3) ... Had a six-game point streak from 12/17—12/31 (5g-7a) ... Had a hat trick and a four-point night in a 4-2 Bruins win vs. Springfield (12/30) ... Began the season with Memphis of the CHL, recording nine points (4g-5a) in five games prior to signing with Providence ... Led the Bruins in assists (14) and points (22) during the Calder Cup playoffs ... Finished tied with teammate Andy Hilbert for the AHL playoff lead in assists and was fourth in playoff points (22) ... Recorded seven points (1g-6a) in Providence's five-game playoff series win against Lowell. **2003-04:** Finished second on Cincinnati (AHL) in goals (18) and points (48), and was the only Mighty Ducks player to play all 80 games. **2002-03:** Led Providence in points (74) and assists (49), and finished eighth in the AHL with 74 points ... Had 25 goals in his first full AHL season. **2001-02:** Made his AHL debut with Lowell and notched 16 points (6g-10a) in 30 games ... Played in one ECHL game with Florida and 44 UHL games with the B.C. Icemen ... Named to the UHL All-Rookie Team despite playing in only 44 games ... Finished second among all UHL rookies with 58 points.

College Career

2000-01: Was named the NCAA Division III Player of the Year by the coaches' association and USCHO.com ... Named to the NCAA East All-American First Team ... Led Norwich (ECAC East) in goals (26), assists (30) and points (56) for the third consecutive season ... Graduated as Norwich's all-time leader in goals (114), assists (124) and points (238) ... Selected as the ECAC East Player of the Year and a first-team all-conference choice ... Won the inaugural Joe Concannon Award as the top Division II/III player in New England. **1999-00:** Helped Norwich to the NCAA Division III National Championship ... Established school record with 77 points ... Led Norwich in goals (36), assists (41) and points for the second consecutive year ... Named ECAC East Player of the Year and First-Team All-American. **1998-99:** Selected as USCHO.com National Player of the Year during his sophomore season at Norwich ... Led Norwich in goals (33), assists (39) and points (72).

NHL Transactions

Signed as a free agent by Anaheim on Aug. 29, 2003 ... Signed as free agent by Carolina on Aug. 4, 2005 ... Signed as a free agent by Washington on July 3, 2008.

Personal

Lists baseball as his favorite sport other than hockey ... Fondest hockey memory was his first NHL goal ... Enjoys golfing and cooking.



NICKLAS BACKSTROM 19

Center • Ht.: 6'1" • Wt.: 210 • Shoots: Left

Born: November 23, 1987 (Gavle, Sweden)

Drafted: Capitals' first-round choice, fourth overall, in the 2006 Entry Draft

vs. the NHL

	GP	G	A	Pts	PIM
ANA	1	1	0	1	0
ATL	14	3	12	15	2
BOS	8	3	5	8	8
BUF	8	3	5	8	2
CAR	14	3	11	14	2
CGY	2	0	1	1	0
CHI	2	0	0	0	0
CBJ	3	0	1	1	0
COL	2	1	0	1	2
DAL	1	0	1	1	0
DET	2	0	2	2	0
EDM	2	1	0	1	2
FLA	14	1	12	13	6
LA	2	1	2	3	2
MIN	2	1	0	1	0
MTL	8	4	3	7	4
NJ	8	2	9	11	0
NYI	8	2	4	6	6
NYR	8	0	6	6	4
NSH	3	2	1	3	2
OTT	8	3	8	11	4
PHI	8	3	6	9	6
PHX	1	0	1	1	0
PIT	8	0	13	13	6
SJ	1	0	1	1	2
STL	2	0	1	1	2
TB	14	2	11	13	6
TOR	8	0	5	5	2
VAN	2	0	0	0	0

CAREER STATISTICS Regular Season

Year	Team	League	GP	G	A	Pts	PIM	+/-	PP	SH	GW	S	GP	G	A	Pts	PIM
2004-05	Brynäs	J20Selit	29	17	17	34	24	-	-	-	-	-	10	1	1	2	0
	Brynäs	SEL	19	0	0	0	2	-	-	-	-	-	-	-	-	-	-
2005-06	Brynäs	SEL	46	10	16	26	30	-	-	-	-	-	4	1	0	1	2
	Brynäs	J20Selit	-	-	-	-	-	-	-	-	-	-	1	0	0	0	2
Sweden	WJC	6	4	3	7	2	-	-	-	-	-	-	-	-	-	-	-
	Sweden	WC	4	0	0	0	0	-	-	-	-	-	-	-	-	-	-
2006-07	Brynäs	SEL	45	12	28	40	46	-	-	-	-	-	7	3	3	6	6
	Sweden	WJC	7	0	7	7	6	-	-	-	-	-	-	-	-	-	-
	Sweden	WC	9	1	5	6	4	-	-	-	-	-	-	-	-	-	-
2007-08	CAPITALS	NHL	82	14	55	69	24	13	3	0	4	153	7	4	2	6	2
	Sweden	WC	9	3	4	7	4	-	-	-	-	-	-	-	-	-	-
2008-09	CAPITALS	NHL	82	22	66	88	46	16	14	0	1	174	14	3	12	15	8
NHL/CAPITALS TOTALS			164	36	121	157	70	29	17	0	5	327	21	7	14	21	10

NHL All-Rookie Team (2008)

CAREER HIGHLIGHTS

First NHL Game: 10/5/07 (WSH 3 at ATL 1)

First NHL Assist: 10/5/07 (WSH 3 at ATL 1)

First NHL Goal: 11/8/07 (WSH 4 at OTT 1, Emery)

Most Goals in a Game: 2 (2 times, last: 3/27/09, WSH 5 vs TB 3)

Most Assists in a Game: 4 (3 times, last: 11/15/08, WSH 5 at NJ 6 SO)

Most Points in a Game: 5 (11/15/08, WSH 5 at NJ 6 SO, 1G-4A)

Most Shots in a Game: 6 (2 times, last: 1/9/09, WSH 0 vs CBJ 3)

Most PIM in a Game: 4 (2 times, last: 3/12/09, WSH 2 at PHI 1)

Most Ice Time in a Game: 26:01 (1/17/08, WSH 5 vs EDM 4)

Multiple-Point Games: 36 (last: 4/11/09, WSH 4 at FLA 7, 0G-2A)

Longest Goal Streak: 3 (11/15/08-11/20/08, 3G)

Longest Assist Streak: 5 (3 times, last: 3/19/09-4/1/09, 5A)

Longest Point Streak: 10 (2/11/09-3/1/09, 4G-9A)

Penalty Shots: None

Shootouts: 2/5

DID YOU KNOW?

Nicklas Backstrom's 157 points are third-most in Capitals history for a player in his first two seasons, trailing only Alex Ovechkin (198) and Mike Gartner (162).

NICKLAS BACKSTROM

Has 121 career assists, the most by a Capital in his first two seasons (21 more than Alex Ovechkin's 100) ... Tied for sixth in the NHL in assists over the last two seasons, trailing only Evgeni Malkin, Pavel Datsyuk, Joe Thornton, Marc Savard and Ryan Getzlaf ... His 121 career assists tie him with fellow Swede Peter Forsberg for eighth all-time in NHL history for a player in his first two seasons; he is also tied with Forsberg for second most all-time by a Swede (Kent Nilsson, 135).

2008-09

Paced NHL sophomores and tied for ninth in the NHL with 88 points ... One of only two Capitals (with Brooks Laich) to play in every game; has never missed an NHL game in his career ... Second on the team in scoring and registered career highs in points (88), goals (22) and assists (66) ... His 88 points were the most by a Capital other than Alex Ovechkin in 20 years (Mike Ridley had 91 in 1988-89) ... Tied for third in the NHL with 66 assists ... His 66 assists ranked third in team history for a single season ... His 22 goals were 57% more than his rookie season ... Tied for fourth in the NHL with 28 power-play assists and tied for second with 24 divisional assists (Ovechkin was first with 26) ... Third on the team with 14 PPGs and a +16 rating ... Led the team and fifth in the league with 77 takeaways ... Averaged 19:56 TOI, second among Caps forwards ... Third on the team with 21 multiple-point games and first with 15 multiple-assist games ... Team was 14-6-1 when he scored a goal and 39-13-4 when he had a point ... Eleven of his 22 goals came in the first period ... Named to the NHL YoungStars Game but did not participate ... Had only four points in his first 12 games this season, but recorded 84 points in the final 70 games ... Recorded a single-game career high five points (1g-4a) at NJ (11/15), with a hand in every Caps goal ... Named the NHL's First Star of the Week for the week ending 11/16 (2g-9a, +10) ... Won 52.7% of his faceoffs after the NHL All-Star Game ... Notched a 10-game point streak (4g-9a) from 2/11—3/1 ... Scored two goals 3/27 vs. TB ... His 12 assists in 14 playoff games led the Caps, while his 15 points ranked second on the team behind Ovechkin ... Led the NHL with seven assists in the first round of the playoffs ... Finished with the second-best assist total in Caps playoff history, one shy of Andrei Nikolishin's single-season record (13, 1998) ... Had a point in all seven Capitals wins in the playoffs ... Two of his goals were PPGs ... Recorded a nine-game point streak (3g-8a from 4/24—5/11) ... Notched three assists on 4/20 at NYR in Game 3 of the ECQF ... Tallied eight points (3g-5a) vs. PIT in the ECSF ... Scored goals in Games 3, 4 and 5 vs. PIT (3g-1a; 5/6—5/9).

Career

2007-08: Runner-up for the Calder Trophy as the NHL's rookie of the year ... Named to the NHL All-Rookie Team and played in the NHL YoungStars Game ... One of four Capitals to play in every game ... Paced NHL rookies in assists (55) and finished second in points (69); finished 11th in the NHL in assists ... His 55 assists set a Capitals rookie record; he is the second most prolific rookie scorer in Capitals history ... Tied for third among rookies with a +13 rating and had the highest rating among the top 15 rookie scorers ... Led the Capitals and all NHL rookies with 72 takeaways; tied for sixth in the league ... Had 60 points (13g-47a) after Thanksgiving, 30% more than any other rookie; was +18 in that time and had three four-point games ... Finished +19 outside the Southeast Division, which led all rookies against non-divisional opponents ... The only rookie with at least 45 points to have a plus-rating in both home and road games ... Tied for first among rookies in power-play assists (22) and ranked third in rookie power-play points (25) ... Tied for second among rookies with four GWGs (11/8 at OTT; 11/23 at PHI; 3/5 at BUF and 3/25 at ATL) ... Team was 11-2-0 when he scored a goal and 30-10-4 when he had a point ... Notched his first NHL point, an assist, in his first game, 10/5 at ATL ... Scored his first NHL goal 11/8 at OTT ... Posted his first multiple-point game (1g-2a) on his 20th birthday and Bruce Boudreau's NHL coaching debut,

11/23 at PHI ... Became the first rookie in NHL history to post back-to-back four-assist games (1/19 vs. FLA and 1/21 at PIT); had his third four-point game (1g-3a) vs. TOR (3/3) ... In the final 18 games of the season he had 18 points (5g-13a) and was +16 ... Scored two goals within 32 seconds – the fastest two goals by a Cap all year – to lead Washington to a dramatic third-period comeback 3/21 at ATL ... Shared the team lead in playoff goals (4) and was tied for second in the NHL in first-round goals ... Led all NHL rookies in first-round goals and shared the lead among rookies in points ... Ranked tied for fourth on the team with six points in seven playoff games ... Finished a team-best +3 in the playoffs ... Had an assist in his first career playoff game, 4/11 vs. PHI ... Scored goals in four straight games to close out the ECQF series vs. PHI, notching the Capitals' first goal in each of those games ... Three of his four goals came in the first period ... Represented Sweden in the World Championship.

European Career

2006-07: Played 45 games for Brynas in the Swedish Elite League ... Led the team in points (40) and assists (28) ... Finished 15th in the league in assists and 22nd in scoring despite playing fewer games than all but two of the players who finished with more points ... Played in seven playoff games, recording three goals and six points ... Represented Sweden in the World Junior Championship, posting seven points, all assists ... Played for Sweden in the World Championship, finishing tied for fifth on the team with six points (1g-5a). **2005-06:** Named Rookie of the Year in the Swedish Elite League, a league all-star and the best forward for Brynas ... Played in 46 games for Brynas, leading the team in points (26) and ranking second in goals (10) ... Recorded one playoff goal in four games ... Represented Sweden in the World Junior Championship and the World Championship. **2004-05:** Split the season between the junior and senior leagues for Brynas ... Played in 19 games in the Elite League ... Played in 29 games for the junior team, recording 34 points (17g-17a).

International Career

Has represented Sweden in five international competitions, participating in the World Junior Championship twice and World Championship three times ... A candidate for the 2010 Swedish Olympic team. **2008:** Tied for third on the Swedish team with seven points (3g-4a) in nine games at the World Championship ... Second on the team with 27 shots. **2007:** Recorded seven points, all assists, in seven games at the World Junior Championship ... Posted six points (1g-5a) in nine games at the World Championship, helping Sweden to a fourth-place finish ... Ranked tied for fifth on the team in points. **2006:** Posted seven points (4g-3a) in six games in the World Junior Championship, leading the Swedes in goals and ranking second in points ... Named Sweden's best forward in the tournament ... Finished tied for fifth in the tournament in points and tied for third in goals ... Made his debut at the World Championship, playing in four games and helping Sweden win the gold medal.

NHL Transactions

Selected by Washington in the first round, fourth overall, in the 2006 Entry Draft.

Personal

Son of Anders and Christine Backstrom ... Anders played professionally in Sweden and was a draft pick of the New York Rangers (10th round, 203rd overall, in 1980) ... Brother, Kristoffer, is a defenseman playing in Sweden ... Enjoys golf and tennis ... On the cover of the Swedish edition of EA Sports' NHL10 video game ... Threw out the first pitch at the Washington Nationals-Baltimore Orioles game May 21, 2007, at RFK Stadium, the first baseball game he ever attended.



JAY BEAGLE

83

Center • Ht.: 6'3" • Wt.: 204 • Shoots: Right
 Born: Oct. 16, 1985 (Calgary, Alberta)
 Acquired: Signed as a free agent, March 26, 2008

vs. the NHL

	GP	G	A	Pts	PIM
FLA	2	0	0	0	2
NYR	1	0	0	0	0

CAREER STATISTICS Regular Season

Year	Team	League	GP	G	A	Pts	PIM	+/-	PP	SH	GW	S	GP	G	A	Pts	PIM
2003-04	Calgary	AJHL	58	10	27	37	100	-	-	-	-	-	-	-	-	-	-
2004-05	Calgary	AJHL	64	28	42	70	114	-	-	-	-	-	-	-	-	-	-
2005-06	Ak.-Anchorage	WCHA	31	4	6	10	40	-	-	-	-	-	-	-	-	-	-
2006-07	Ak.-Anchorage	WCHA	36	10	10	20	93	-	-	-	-	-	-	-	-	-	-
	Idaho	ECHL	8	2	8	10	4	-	-	-	-	-	18	1	2	3	22
2007-08	Hershey	AHL	64	19	18	37	41	-	-	-	-	-	5	0	1	1	2
2008-09	CAPITALS	NHL	3	0	0	0	2	-3	0	0	0	5	4	0	0	0	0
	Hershey	AHL	47	4	5	9	37	-	-	-	-	-	18	1	3	4	16
NHL/CAPITALS TOTALS			3	0	0	0	2	-3	0	0	0	5	4	0	0	0	0

Playoffs

CAREER HIGHLIGHTS

First NHL Game: 2/11/09 (WSH 4 at NYR 5 SO)
Most Shots in a Game: 3 (2/11/09, WSH 4 at NYR 5 SO)
Most PIM in a Game: 2 (3/1/09, WSH 2 vs FLA 6)
Most Ice Time in a Game: 9:12 (3/1/09, WSH 2 vs FLA 6)
Penalty Shots: None
Shootouts: None

2008-09

Appeared in three games for Washington, recording two PIM and five shots ... Made NHL debut at NYR (2/11), posting three shots ... Played a season-high 9:12 on 3/1 vs. FLA ... Made his NHL playoff debut 5/8 at PIT and played in each of the last four games of the ECSF series ... Played in 46 games for Hershey (AHL), netting nine points (4g-5a) and 37 PIM ... Added a goal and three assists in the AHL playoffs, appearing in 18 games as Hershey won the Calder Cup.

Career

2007-08: Skated in 64 games for Hershey and had 37 points (19g-18a) ... Tied for 22nd among AHL rookies in scoring ... Ranked tied for fifth on the team in goals ... Had seven multiple-point games, including a trio of three-point games ... Tallied two goals and one assist against Norfolk (12/2) ... Had two goals vs. Worcester (2/10) ... Dished out three assists against Binghamton (4/13) ... Had one assist in five playoff games.

College/Junior Career

2006-07: Appeared in 36 games for the University of Alaska-Anchorage (WCHA), recording 20 points (10g-10a) ... Named WCHA Offensive Player of the Week (10/23) ... Made his ECHL debut with the Idaho Steelhounds (3/23) ... Had at least a point

in four of his eight regular-season games with Idaho ... His first point as a pro, an assist, came against Long Beach (3/28) ... On 3/30 had a goal and two assists vs. Long Beach ... Had three straight three-point games from 3/30—4/4 ... Had one goal and two assists in 18 playoff games. **2005-06:** Had 10 points (4g-6a) in 31 games for Alaska-Anchorage ... Totaled 40 PIM ... Recorded his first collegiate point with an assist in the first game of the season ... Ended the year as the team's second leading rookie scorer. **2004-05:** Played in 64 games for Calgary of the AJHL ... Had 70 points (28g-42a) ... Racked up 114 PIM ... Ranked ninth in AJHL scoring ... Received team's most inspirational award. **2003-04:** Skated in 58 games for Calgary of the AJHL ... Totaled 37 points (10g-27) ... Named the team's top rookie.

NHL Transactions

Signed as a free agent by Washington on March 26, 2008.

Personal

Enjoys boating and mountain biking in the offseason ... Favorite athlete is Steve Yzerman ... Top hockey memories are winning the Air Canada Cup in midget hockey and the Calder Cup last season.



FRANCOIS BOUCHARD

36

frah-n-SWUH BOO-shahrd

Right Wing • Ht.: 6'1" • Wt.: 195 • Shoots: Left

Born: April 26, 1988 (Sherbrooke, Quebec)

Drafted: Capitals' second-round choice, 35th overall, in the 2006 Entry Draft

CAREER STATISTICS

Regular Season

Playoffs

Year	Team	League	GP	G	A	Pts	PIM	+/-	PP	SH	GW	S	GP	G	A	Pts	PIM
2004-05	Baie-Comeau	QMJHL	54	11	13	24	13	-	-	-	-	-	6	1	1	2	2
2005-06	Baie-Comeau	QMJHL	69	33	69	102	66	-	-	-	-	-	4	1	0	1	6
2006-07	Baie-Comeau	QMJHL	68	45	*80	*125	72	-	-	-	-	-	11	7	11	18	4
2007-08	Baie-Comeau	QMJHL	68	36	56	92	70	-	-	-	-	-	5	1	1	2	6
	Hershey	AHL	4	1	0	1	2	-	-	-	-	-	1	0	0	0	2
2008-09	Hershey	AHL	64	15	20	35	34	-	-	-	-	-	11	1	2	3	8

Jean Beliveau Trophy (2007) • QMJHL Second All-Star Team (2007)

2008-09

Skated in 64 games for Hershey in his first professional season ... Tallied 35 points (15g-20a) ... Second among team rookies in goals and assists; third in points ... Recorded 10 multiple-point games ... Most productive month of the season was November when he was +13 and had 15 points (5g-10a) in 13 games ... Tallied three assists 11/15 vs. Philadelphia ... Registered two-goal games at Providence (1/2) and at Toronto (3/7) ... Had three points (1g-2a) at Bridgeport (1/16) ... Played in 11 playoff games and had three points (1g-2a) as Hershey won the Calder Cup.

Junior Career

2007-08: Played in 68 games for Baie-Comeau (QMJHL) ... Led the team in points (92), assists (56) and was tied for the team lead in goals (36) ... Finished eighth in the QMJHL in scoring ... Second in the league with 10 GWG ... Had 11 PPG and two SHG ... Tallied a five-point game (2g-3a) vs. Gatineau (12/1) and added two additional four-point games during the season ... Had five multiple-goal games and four games with three assists ... Had two points (1g-1a) in five playoff games ... Played four regular-season games for Hershey (AHL), recording one goal ... Played in one playoff game for Hershey. **2006-07:** Skated in 68 games for Baie-Comeau

and led the team and the league in points (125) and assists (80) ... Registered a 22-game point streak en route to being awarded the Jean Beliveau Trophy as the QMJHL's top scorer ... Named to the QMJHL Second All-Star Team ... His 45 goals ranked seventh in the league and paced the team ... Named the QMJHL Player of the Month in December, after posting 22 points (7g-15a) in 11 games ... Registered two six-point games ... Had one three-goal game and had four assists in three different games ... Led the team in scoring with seven goals and 11 assists in 11 playoff games. **2005-06:** Led his Baie-Comeau club in assists (69) and points (102) and was second in goals (33). **2004-05:** Had 11 goals and 13 assists in 54 games for Baie-Comeau.

NHL Transactions

Selected by Washington in the second round, 35th overall, in the 2006 Entry Draft.

Personal

Brother, Pierre-Marc Bouchard, is a member of the Minnesota Wild ... Favorite athlete is Tiger Woods ... Enjoys golf and tennis.



CHRIS BOURQUE

56

Left Wing • Ht.: 5'8" • Wt.: 178 • Shoots: Left

Born: January 29, 1986 (Boston, Mass.)

Drafted: Capitals' second-round choice, 33rd overall, in the 2004 Entry Draft

vs. the NHL

	GP	G	A	Pts	PIM
ATL	2	0	0	0	2
BUF	1	1	0	1	0
CAR	1	0	0	0	0
CBJ	1	0	0	0	0
MIN	1	0	0	0	0
MTL	1	0	0	0	0
NJD	1	0	0	0	0
OTT	1	0	0	0	0
TB	2	0	0	0	0
TOR	1	0	0	0	0

CAREER STATISTICS Regular Season

Year	Team	League	GP	G	A	Pts	PIM	+/–	PP	SH	GW	S	GP	G	A	Pts	PIM
2003-04	Cushing Acad.	Hi-School	31	37	53	90	96	-	-	-	-	-	-	-	-	-	-
2004-05	Boston Univ.	H-East	35	10	13	23	50	-	-	-	-	-	-	-	-	-	-
	United States	WJC	3	1	1	2	0	-	-	-	-	-	-	-	-	-	-
	Portland	AHL	6	1	1	2	2	-	-	-	-	-	-	-	-	-	-
2005-06	Hershey	AHL	52	8	28	36	40	-	-	-	-	-	1	0	0	0	0
	United States	WJC	7	7	1	8	12	-	-	-	-	-	-	-	-	-	-
2006-07	Hershey	AHL	76	25	33	58	49	-	-	-	-	-	19	2	6	8	16
2007-08	CAPITALS	NHL	4	0	0	0	2	E	0	0	0	4	-	-	-	-	-
	Hershey	AHL	73	28	35	63	56	-	-	-	-	-	5	1	3	4	8
2008-09	CAPITALS	NHL	8	1	0	1	0	E	0	0	0	11	-	-	-	-	-
	Hershey	AHL	69	21	52	73	57	10	7	1	2	244	22	5	16	21	30
NHL/CAPITALS TOTALS			12	1	0	1	2	E	0	0	0	15	-	-	-	-	-

New England Prep School MVP (2004) • Hockey East All-Rookie Team (2005)

CAREER HIGHLIGHTS

First NHL Game: 11/6/07 (WSH 1 at ATL 2)

First NHL Goal: 12/30/08 (WSH 4 at BUF 2)

Most Shots in a Game: 3 (11/26/08, WSH 5 vs ATL 3)

Most PIM in a Game: 2 (11/6/07, WSH 1 at ATL 2)

Most Ice Time in a Game: 12:14 (11/28/08, WSH 3 vs. MTL 0)

Penalty Shots: None

Shootouts: None

DID YOU KNOW?

Chris Bourque is the 23rd son of a Hockey Hall of Famer to play in the NHL.

CHRIS BOURQUE

2008-09

Appeared in eight games for Washington, posting one goal and 11 shots ... Recorded his first NHL goal 12/30 at BUF in a 4-2 win ... Played in 68 games for Hershey (AHL), netting 72 points (21g-51a) and 57 PIM ... Ranked third on team in scoring and second in assists ... Had nine-game (12/27—1/11, 9a) and 10-game (2/28—3/28, 12a) assist streaks ... During his 10-game assist streak he recorded 18 points (6g-12a) ... Had 19 multiple-point games ... Ranked third on team and fifth in the league in scoring with 21 points in the Calder Cup playoffs ... His 16 assists ranked second on the team and in the league ... Led the league with 11 power-play assists ... Recorded an eight-game playoff scoring streak from 4/16—5/8 (1g-9a) ... Three of his five playoff goals were GWGs ... Had three points (1g-2a) in the deciding Game 5 at Providence ... Scored the GWG and added an assist in Game 6 at Manitoba to help the Bears win the Calder Cup.

Career

2007-08: Appeared in four games for Washington, posting two PIM and four shots ... Made NHL debut at ATL (11/6), skating season-high 11:58 ... Played in 73 games for Hershey, netting 63 points (28g-35a) and 56 PIM ... Ranked second on team in scoring, third in goals and tied for second in assists ... Tallied six PPGs and three SHGs ... Had two GWGs ... Had six multiple-goal games and five multiple-assist games ... Scored a goal and had two assists in the season opener against Wilkes-Barre/Scranton (10/3) ... Had four goals against Hamilton (3/29) and three assists vs. Wilkes-Barre/Scranton (2/24) ... Recorded 15 points (8g-7a) in the final seven games on the regular season ... Had four points (1g-3a) in five playoff games. **2006-07:** Skated in 76 games for Hershey, netting 25 goals and 33 assists for 58 points ... Ranked fourth on the team in scoring and third in assists ... Seven of 25 goals were PPGs and two were SHGs ... Recorded 13 points (6g-7a) in nine consecutive games from 2/23—3/11 ... Notched four points twice (3/31, 3g-1a; 4/6, 1g-3a) ... Tallied eight points (6g-2a) in 19 postseason games ... Registered two points in a 6-5 victory over Albany in Game 3 of the East Division semifinals. **2005-06:** Recorded 36 points (8g-28a) in 52 games for Hershey ... Ranked 11th on the team in points and tied for eighth in assists ... Recorded points in three straight games, 10/22—10/28 ... Scored first two professional goals vs. Binghamton (10/23) ... Nominated for RBK Hockey/AHL Rookie of the Month award for October (2g-6a) ... Recorded five points (1g-4a) in 7-3 win over Portland (1/21) ... Picked up two assists in 4-1 win against Toronto (3/1) ... Recorded two assists against Lowell (3/31) ... Scored a goal and added an assist in 8-3 win against Binghamton (4/15).

College Career

2004-05: Played in 35 games with Boston University, recording 10 goals and 13 assists with 50 PIM ... Earned Hockey East All-Rookie Team honors ... Voted MVP in the 2005 Beanpot after scoring the overtime winner in the championship game ... Ranked tied for fifth on the team in points (23) and tied for fourth in goals ... Five of his 10 goals came on the power play, one was short-handed and three were game-winners ... Signed with Portland (AHL) at the end of his college season and played six games for the Pirates ... Posted his first professional point in his third AHL game with an assist 4/10 at Lowell ... Scored his first professional goal, the OT GWG, against Springfield (4/15).

Prep Career

2003-04: Played high school hockey at Cushing Academy, where he was named New England prep school MVP ... The team captain ... Recorded 37 goals and 53 assists (90 points) and logged 96 PIM in 31 games. **2002-03:** Played 28 games for Cushing, recording 31 goals, 26 assists and 49 PIM.

International

Two-time member of the U.S. National Junior Team. **2006:** Had a five-goal game for Team USA at 2006 World Junior Championship ... Led the U.S. with seven goals in seven games. **2005:** Played for Team USA at the 2005 World Junior Championship in Grand Forks, N.D.

NHL Transactions

Selected by Washington in the second round, 33rd overall, in the 2004 Entry Draft.

Personal

Enjoys golfing, watching movies and relaxing in his spare time ... Lists Dustin Pedroia of the Boston Red Sox as his favorite athlete ... Lists winning the Beanpot and Calder Cup, as well as his first NHL game, as his fondest hockey memories ... Son of Hockey Hall of Fame defenseman Ray Bourque ... Became the 23rd son of a Hall of Famer to play in the NHL when he made his debut.



MATT BRADLEY

10

Right Wing • Height: 6'3" • Weight: 201 • Shoots: Right

Born: June 13, 1978 (Stittsville, Ontario)

Drafted: San Jose's fourth-round choice, 102nd overall, in the 1996 Entry Draft

Acquired: Signed as a free agent, Aug. 18, 2005

vs. the NHL

	GP	G	A	Pts	PIM
ANA	8	2	0	2	14
ATL	32	0	4	4	41
BOS	21	3	4	7	20
BUF	18	0	1	1	22
CAR	32	2	1	3	26
CGY	11	2	1	3	17
CHI	11	2	0	2	5
CBJ	11	1	1	2	12
COL	10	1	1	2	9
DAL	10	1	1	2	9
DET	11	1	2	3	2
EDM	11	0	1	1	14
FLA	32	2	1	3	37
LA	11	1	2	3	7
MIN	11	1	1	2	9
MTL	21	1	3	4	5
NJ	20	3	3	6	9
NYI	24	2	1	3	19
NYR	23	1	2	3	14
NSH	12	1	1	2	10
OTT	21	2	4	6	5
PHI	20	3	2	5	16
PHX	10	2	3	5	0
PIT	15	0	1	1	23
SJ	4	0	2	2	2
STL	9	0	0	0	24
TB	33	5	11	16	28
TOR	21	1	5	6	7
VAN	13	0	2	2	2
WSH	6	2	3	5	7

CAREER STATISTICS Regular Season

Year	Team	League	GP	G	A	Pts	PIM	+/-	PP	SH	GW	S	GP	G	A	Pts	PIM
1995-96	Kingston	OHL	55	10	14	24	17	-	-	-	-	-	6	0	1	1	6
1996-97	Kingston	OHL	65	24	24	48	41	-	-	-	-	-	5	0	4	4	2
	Kentucky	AHL	1	0	1	1	0	-	-	-	-	-	-	-	-	-	-
1997-98	Kingston	OHL	55	33	50	83	24	-	-	-	-	-	8	3	4	7	7
	Canada	WJC	7	1	1	2	4	-	-	-	-	-	-	-	-	-	-
1998-99	Kentucky	AHL	79	23	20	43	57	-	-	-	-	-	10	1	4	5	4
1999-00	Kentucky	AHL	80	22	19	41	81	-	-	-	-	-	9	6	3	9	9
2000-01	San Jose	NHL	21	1	1	2	19	0	0	0	0	16	-	-	-	-	-
	Kentucky	AHL	22	5	8	13	16	-	-	-	-	-	1	1	0	1	5
2001-02	San Jose	NHL	54	9	13	22	43	22	0	0	2	63	10	0	0	0	0
2002-03	San Jose	NHL	46	2	3	5	37	-1	0	0	0	21	-	-	-	-	-
2003-04	Pittsburgh	NHL	82	7	9	16	65	-27	0	0	1	85	-	-	-	-	-
2004-05	Dornbirn	Austria-2	6	5	2	7	18	-	-	-	-	-	-	-	-	-	-
2005-06	CAPITALS	NHL	74	7	12	19	72	-8	0	0	1	87	-	-	-	-	-
2006-07	CAPITALS	NHL	57	4	9	13	47	-5	0	0	0	77	-	-	-	-	-
2007-08	CAPITALS	NHL	77	7	11	18	74	1	1	1	2	111	7	0	2	2	2
2008-09	CAPITALS	NHL	81	5	6	11	59	-1	0	0	1	98	14	2	4	6	0
CAPITALS TOTALS			289	23	38	61	252	-13	1	1	4	373	21	2	7	8	2
NHL TOTALS			492	42	64	106	418	-19	1	1	8	558	31	2	7	8	2

CAREER HIGHLIGHTS

First NHL Game: 10/6/00 (SJ 1 vs STL 4)

First NHL Goal: 11/9/00 (SJ 2 at CBJ 5, Tugnut)

First NHL Assist: 10/12/00 (SJ 2 vs PHX 1)

Most Goals in a Game: 2 (3 times, last: 3/3/08, WSH 10 vs BOS 2)

Most Assists in a Game: 2 (2 times, last: 10/29/07, WSH 7 at TOR 1)

Most Points in a Game: 3 (2 times, last: 3/3/08, WSH 10 vs BOS 2, 2G-1A)

Most Shots in a Game: 5 (3 times, last: 3/3/08, WSH 10 vs BOS 2)

Most PIM in a Game: 17 (2 times, last: 11/22/06, WSH 2 vs ATL 4)

Multiple-Point Games: 16 (last: 1/1/09, WSH 7 vs TB 4, 1G-1A)

Longest Goal Streak: 2 (2 times, last: 11/11/05-11/12/05, 2G)

Longest Assist Streak: 2 (4 times, last: 11/17/05-11/19/05, 2A)

Longest Point Streak: 3 (4 times, last: 10/21/06-10/27/06, 1G-2A)

Penalty Shots: None

Shootouts: 1/3

DID YOU KNOW?

Matt Bradley started the recycling program at the team's Kettler Capitals Iceplex practice facility and in the locker room at Verizon Center.

MATT BRADLEY

2008-09

Played 81 games, third on the team behind Brooks Laich and Nicklas Backstrom, who played all 82 ... Tallied 11 points (5g-6a) ... The team was 4-1-0 when he had a goal and 7-3-0 when he registered a point ... Four of his 11 points (2g-2a) came against division foes and seven of his points (3g-4a) came on the road ... Three of his five goals came on his only shot of the game ... Was eighth on the team with 59 PIM, but was second on the team with nine major penalties; had only seven minor penalties all year, the fewest for any Cap who played more than 30 games ... Recorded the Caps' first home goal of the year on 10/11 vs. CHI ... Had the GWG at ANA (11/19) ... Notched points in consecutive games (11/22—11/24, 1g-1a) ... Took a season high five shots vs. NYI (12/4) ... Recorded his 100th career NHL point 12/12 vs. OTT ... Named First Star on 1/1 vs. TB after tallying a goal, an assist and a +3 rating ... Played in all 14 Stanley Cup playoff games and averaged 12:44 of ice time, up 2:08 per game from the regular season ... Tied for eighth on the team with six points (2g-4a) ... Both goals came in Game 5 of the ECQF vs. NYR (4/24), the first two goals of the game.

Career

2007-08: Played in 77 games and tallied 18 points (7g-11a) ... Posted a career-high 111 shots on goal ... Fifth on the team with 126 hits ... Team went 6-0-0 when he scored a goal and 12-0-1 when he had a point ... Nine of his 18 points came in the third period (3g-6a) ... Scored his first career PPG 3/3 vs. BOS and his first career SHG 10/29 at TOR ... Established a career high with three points (1g-2a) and was +3 on 10/29 at TOR ... Had a goal and an assist and finished +3 on 12/26 vs. TB ... Scored the only goal of a 12-round shootout on 1/17 vs. EDM to give Washington the win ... Enjoyed his best offensive month of the season in March with four goals and five points ... Posted his third career two-goal game and matched his career high with three points 3/3 vs. BOS ... Played in his 400th NHL game on 3/12 vs. CGY ... Had three points (2g-1a) and no minus games in the final 12 outings of the regular season ... Played in all seven games of the ECQF against PHI and recorded two assists. **2006-07:** Recorded 13 points (4g-9a) in 57 games, missing 16 due to injury ... The team was 3-1-0 when he scored a goal and 5-2-4 when he had a point ... Scored two goals in his first six games ... Matched a career high with a three-game point streak from 10/21-10/27 (1g-2a) ... Had his first career two-assist game and was +3 at PHI (11/4) ... Scored a goal and added an assist with a +2 rating 11/6 vs. OTT ... Played in his 300th NHL game on 12/6 vs. OTT ... Had an assist and five shots on goal 3/18 vs. TB ... Was +2, without a minus game, in the last 12 games of the season ... His last three points of the season came against TB, in three different games; posted 1-3-4 and a +3 rating against TB on the year. **2005-06:** Played 74 games in his first Capitals season and finished 12th on the team with 19 points (7g-12a) ... Ranked second on the team with 120 hits ... Had the first two two-goal games of his career, 10/13 vs. NYI and 3/29 at CAR ... Tallied points in six out of eight games from 11/8—11/23 (2g-5a) ... Equaled his career-best point-scoring streak with points in three straight games (11/8—11/12, 2g-2a) ... Scored goals in back-to-back games (11/11—11/12, both against NJ) for the second time in his career ... Registered a goal and an assist at PHX (1/16). **2004-05:** Appeared in six games with Bulldogs Dornbirn (Austria-2), recording five goals, two assists and 18 PIM. **2003-04:** One of only four players with PIT to appear in all 82 games ... Recorded 16 points (7g-9a) and 65 PIM ... Scored his

first goal of the season 12/3 at PHI ... Recorded two points (1g-1a) 3/9 vs. DAL ... Recorded two points (1g-1a) 4/4 vs. WSH. **2002-03:** Appeared in 46 games with SJ before being traded to PIT on 3/11 ... Did not appear in a game with PIT due to wrist surgery ... Recorded five points (2g-3a) and 37 PIM with SJ ... Played in 100th career game 12/16 at NYR ... Scored first goal of the season and was +2 at LA (1/27). **2001-02:** Skated in 54 games with SJ, totaling a career-best 22 points (9g-13a) and 43 PIM ... Tied for third on SJ with a +22 rating and ranked first among NHL rookies ... Selected as Sharks Rookie of the Year ... Tied for 14th in voting for Calder Trophy ... Recorded first career two-point game (1g-1a), 12/28 vs. NYR ... Tallied first career GWG 1/9 at PHX ... Played in first career NHL playoff game 4/20 vs. PHX (Game 2, WCQF). **2000-01:** Recorded 13 points (5g-8a) and 16 PIM in 22 games with Kentucky (AHL) ... Recorded one goal, one assist and 19 PIM in 21 games with SJ ... Began the season with SJ ... Made NHL debut 10/6 vs. STL ... Recorded first NHL point with an assist 10/12 vs. PHX ... Scored his first NHL goal 11/9 at CBJ. **1999-00:** Played in a career-high 80 games with Kentucky, totaling 22 goals, 19 assists and 81 PIM ... Led the team with three SHGs, ranked fourth with four GWGs and ranked eighth with 41 points ... Played in nine playoff games, leading the club with six goals and two GWGs ... Tied for second in playoff scoring (9 points). **1998-99:** Recorded 23 goals, 20 assists and 57 PIM in 79 games with Kentucky ... Set team rookie record for goals in a season ... His 43 points was second-most by a Kentucky rookie.

Junior Career

1997-98: Ranked fourth on Kingston (OHL) in scoring with 83 points (33g-50a) in 55 games ... Ranked among the top 20 scorers in the OHL ... Awarded William Hanley Award as the OHL's most gentlemanly player ... Named to OHL Eastern Conference All-Star Team ... Finished third in the coaches' ballots for the OHL's best defensive forward award ... Represented Canada at World Junior Championship in Switzerland. **1996-97:** Finished second on Kingston in games played (65), ranked third with 24 goals and ranked fifth in scoring with 48 points. **1995-96:** Played his first season in the OHL with Kingston, totaling 10 goals, 14 assists and 17 PIM in 55 games.

International


Represented Canada at the 1998 World Junior Championship, posting one goal and one assist in seven games.

NHL Transactions

Selected by San Jose in the fourth round, 102nd overall, in the 1996 Entry Draft ... Traded to Pittsburgh by San Jose for Wayne Primeau, March 11, 2003 ... Signed as a free agent by Washington, Aug. 18, 2005.

Personal

Nickname is "Brads" ... An avid golfer ... Lists Cam Neely as his hockey idol and Tiger Woods as his favorite athlete ... An environmentalist who instituted the recycling program in the Capitals' locker rooms at Kettler Capitals Iceplex and Verizon Center ... Also supports the fight against cancer.



TREVOR BRUESS

88

BRISS

Center • Ht.: 6'0" • Wt.: 205 • Shoots: Right

Born: Jan. 6, 1986 (Minneapolis, Minn.)

Acquired: Signed as a free agent, March 20, 2009

CAREER STATISTICS

Regular Season

Year	Team	League	GP	G	A	Pts	PIM	+/-	PP	SH	GW	S	GP	G	A	Pts	PIM
2004-05	Fargo-Moorhead	NAHL	51	11	17	28	72	-	-	-	-	-	-	-	-	-	-
2005-06	Lincoln	USHL	56	10	17	27	108	-	-	-	-	-	9	1	0	1	8
2006-07	Minnesota St.	WCHA	37	3	11	14	102	-	-	-	-	-	-	-	-	-	-
2007-08	Minnesota St.	WCHA	38	9	21	30	54	-	-	-	-	-	-	-	-	-	-
2008-09	Minnesota St.	WCHA	35	12	5	17	117	-	-	-	-	-	-	-	-	-	-

Playoffs

2008-09

Completed his third and final season at Minnesota State (MSU) in the WCHA ... Assistant captain for the Mavericks ... Skated in 35 games ... Tied for third on the team with 12 goals ... Tallied 17 points ... Recorded 117 of the team's 766 PIM on the year (next closest teammate had 67 PIM) ... Led the team with a +13 rating ... Had two PPGs and one SHG.

Career

2007-08: Played in 38 games as a sophomore for MSU ... Won the team's Hardest Worker Award for the second straight year ... Led the team in points (30) and assists (21) ... His nine goals included a team-high three SHGs, one PPG and one GWG ... His +22 rating was the best on the team ... Second on team with 54 PIM ... Scored the double overtime shorthanded GWG against rival Minnesota in a WCHA first-round playoff series ... Mavericks won game 1-0 and in doing so beat Minnesota for the first time in six years (MSU was 0-17-3 in previous 20 games against Minnesota). **2006-07:** Skated in 37 games as a freshman for MSU

... Received the team's Hardest Worker Award ... Was second-highest scoring freshman with 14 points (3g-11a) ... Led team with 102 PIM ... Ranked third on the team with a +3 rating ... Named WCHA Rookie of the Week after registering a goal and two assists in a sweep against Minnesota Duluth (12/15 and 12/16). **2005-06:** Saw action in 56 games for Lincoln (USHL) ... Had 27 points (10g-17a) and finished the year with a +2 rating ... Recorded 108 PIM and was one of four players on the team to notch more than 100 PIM ... Tallied one goal and eight PIM in nine playoff games. **2004-05:** Played in 51 games for Fargo-Moorhead (NAHL) as an 18-year-old ... Tied for seventh on the team with 28 points (11g-17a) ... Racked up 72 PIM.

NHL Transactions

Signed as a free agent by Washington, March 20, 2009.

Personal

Emulates Peter Forsberg, his favorite player ... Also played football, golf, basketball, soccer and rugby while growing up ... Enjoys golfing and fishing.



JOHN CARLSON

74

Defense • Ht.: 6'3" • Wt.: 208 • Shoots: Left

Born: January 10, 1990 (Natick, Mass.)

Acquired: Capitals' first-round choice, 27th overall, in the 2008 Entry Draft

CAREER STATISTICS														Playoffs				
Regular Season																		
Year	Team	League	GP	G	A	Pts	PIM	+/-	PP	SH	GW	S		GP	G	A	Pts	PIM
2005-06	N.J. Rockets	AtJHL	38	2	10	12	42	-	-	-	-	-	-	-	-	-	-	-
2006-07	N.J. Rockets	AtJHL	44	12	38	50	96	-	-	-	-	-	-	-	-	-	-	-
	Indiana	USHL	2	0	0	0	6	-	-	-	-	-	-	-	-	-	-	-
2007-08	Indiana	USHL	59	12	31	43	72	-	-	-	-	-	-	4	1	0	1	0
2008-09	London	OHL	59	16	60	76	65	-	-	-	-	-	-	14	7	15	22	16
	Hershey	AHL	-	-	-	-	-	-	-	-	-	-	-	16	2	1	3	0

2008-09

Appeared in 16 playoff games for Hershey (AHL) upon finishing his junior season with the London Knights (OHL) ... Recorded two goals, one assist and was +3 as the Bears won the Calder Cup ... Played for Capitals legend Dale Hunter in London ... Collected numerous team awards with the Knights: team MVP, Booster Club Player of the Year, Best Defenseman, Rookie of the Year and Playoff Performer of the Year (co-winner) ... Ranked second among OHL rookies and tied for second among defensemen with 76 points (16g-60a) ... Finished first among OHL rookies and third overall with 60 assists ... Played in the OHL All-Star Game ... OHL coaches voted him as having the best shot and hardest shot (co-winner) in the league's Western Conference ... His nine PPGs tied for third among league defensemen ... Registered 23 multiple-point games ... Recorded two seven-game point streaks: 12/6—12/31, 4g-9a, and 11/5—11/22, 3g-6a ... Posted four points in a game on two occasions: 12/14 vs. Sarnia and 3/1 vs. Kingston (both 1g-3a) ... Led the Knights with 22 points (7g-15a) in 14 playoff games ... Recorded a 10-game point streak, the second longest in the OHL playoffs, from 3/28—4/22 (7g-14a).

Career

2007-08: Named to the USHL Second All-Star Team and the USHL All-Rookie Team ... Ranked second among USHL defensemen in scoring with 43 points (12g-31a)... Played in the USHL All-Star Game, where he recorded an assist.
2006-07: Appeared in two games with Indiana in the USHL, recording six PIM.

NHL Transactions

Capitals' first-round choice, 27th overall, in the 2008 Entry Draft.

Personal

Was born in Massachusetts but spent much of his childhood in New Jersey ... Grew up a fan of Scott Stevens, the New Jersey Devils and Boston Bruins ... Favorite athletes are Usain Bolt and Tiger Woods; favorite sports outside of hockey are golf and lacrosse ... Enjoys watching Entourage and Lost.



CHRIS CLARK

17

Right Wing • Ht.: 6'0" • Wt.: 198 • Shoots: Right

Born: March 8, 1976 (South Windsor, Conn.)

Drafted: Calgary's 3rd round choice, 77th overall, in 1994

Acquired: From Calgary with Calgary's seventh-round choice in the 2007 Entry Draft for Washington's seventh-round choice in the 2006 Entry Draft and its sixth-round choice in the 2007 Entry Draft, Aug. 4, 2005

vs. the NHL

	GP	G	A	Pts	PIM
ANA	16	5	6	11	8
ATL	24	4	6	10	33
BOS	13	6	3	9	16
BUF	19	2	3	5	14
CAR	22	8	6	14	39
CGY	2	0	1	1	2
CHI	17	2	3	5	8
CBJ	15	3	0	3	21
COL	16	3	4	7	16
DAL	18	4	2	6	13
DET	15	0	1	1	11
EDM	22	2	2	4	48
FLA	21	11	4	15	22
LA	19	2	2	4	17
MIN	17	1	4	5	14
MTL	15	3	2	5	24
NJ	14	2	2	4	17
NYI	14	1	1	2	20
NYR	14	4	4	8	30
NSH	18	1	3	4	15
OTT	14	5	2	7	8
PHI	15	3	6	9	43
PHX	17	1	1	2	14
PIT	13	5	4	9	8
SJ	15	0	2	2	19
STL	16	2	1	3	32
TB	22	6	5	11	19
TOR	16	2	3	5	36
VAN	17	3	5	8	37
WSH	4	0	0	0	4

CAREER STATISTICS

Regular Season

Year	Team	League	GP	G	A	Pts	PIM	+/-	PP	SH	GW	S
1994-95	Clarkson	ECAC	32	12	11	23	92	-	-	-	-	-
1995-96	Clarkson	ECAC	38	10	8	18	108	-	-	-	-	-
1996-97	Clarkson	ECAC	37	23	25	48	*86	-	-	-	-	-
1997-98	Clarkson	ECAC	35	18	21	39	*106	-	-	-	-	-
1998-99	Saint John	AHL	73	13	27	40	123	-	-	-	-	-
1999-00	Calgary	NHL	22	0	1	1	14	-3	0	0	0	17
	Saint John	AHL	48	16	17	33	134	-	-	-	-	-
2000-01	Calgary	NHL	29	5	1	6	38	E	1	0	0	43
	Saint John	AHL	48	18	17	35	131	-	-	-	-	-
2001-02	Calgary	NHL	64	10	7	17	79	-12	2	1	4	109
	United States	WC	7	2	0	2	6	-	-	-	-	-
2002-03	Calgary	NHL	81	10	12	22	126	-11	2	0	2	156
2003-04	Calgary	NHL	82	10	15	25	106	-3	4	0	2	137
2004-05	Bern	Swiss-A	3	0	0	0	6	-	-	-	-	-
	Storhamar	Norway	15	10	4	14	86	-	-	-	-	-
2005-06	CAPITALS	NHL	78	20	19	39	110	9	1	3	0	144
2006-07	CAPITALS	NHL	74	30	24	54	66	-10	9	4	2	164
	United States	WC	6	2	1	3	4	-	-	-	-	-
2007-08	CAPITALS	NHL	18	5	4	9	43	0	1	0	1	29
2008-09	CAPITALS	NHL	32	1	5	6	32	-3	0	0	0	36
CAPITALS TOTALS			202	56	52	108	251	-4	11	7	3	373
NHL TOTALS			480	91	88	179	614	-33	20	8	11	835

Playoffs

GP	G	A	Pts	PIM
-	-	-	-	-
-	-	-	-	-
-	-	-	-	-
-	-	-	-	-
7	2	4	6	15
-	-	-	-	-
-	-	-	-	-
-	-	-	-	-
18	4	10	14	49
-	-	-	-	-
-	-	-	-	-
26	3	3	6	30
-	-	-	-	-
7	4	4	8	14
-	-	-	-	-
-	-	-	-	-
-	-	-	-	-
8	1	0	1	8
8	1	0	1	8
34	4	3	7	38

ECAC Second All-Star Team (1998)

CAREER HIGHLIGHTS

First NHL Game: 1/12/00 (CGY 2 vs DAL 1)

First NHL Goal: 2/19/01 (CGY 2 at ANA 6, Giguere)

First NHL Assist: 2/3/00 (CGY 5 vs CHI 5)

Most Goals in a Game: 3 (2 times, last: 3/15/07, WSH 3 at BOS 4)

Most Assists in a Game: 3 (10/7/06, WSH 5 vs CAR 2)

Most Points in a Game: 3 (5 times, last: 3/15/07, WSH 3 at BOS 4, 3G-0A)

Most SOG in a Game: 7 (3 times, last: 3/15/07, WSH 3 at BOS 4)

Most PIM in a Game: 19 (11/23/07, WSH 4 at PHI 3)

Hat Tricks: 2 (last: 3/15/07, WSH 3 at BOS 4, 3G)

Multiple-Point Games: 30 (last: 10/26/07, WSH 2 vs VAN 3, 0G-2A)

Longest Goal Streak: 4 (1/11/07-1/18/07, 5G)

Longest Assist Streak: 3 (3 times, last: 12/9/06-12/15/06, 3A)

Longest Point Streak: 7 (3/18/07-3/31/07, 3G-5A)

Penalty Shots: None

Shootouts: 0/2

DID YOU KNOW?

Chris Clark is the 13th captain in Washington Capitals history.

CHRIS CLARK

2008-09

Limited to only 32 games due to wrist injuries ... Registered six points (1g-5a), with his goal coming against TB on 1/1 ... Tallied 32 PIM in 32 games ... Had assists in back-to-back games 11/19 at ANA and 11/20 at LA and in his final two games of the year, 1/20 at OTT and 1/27 at BOS ... Scored four of his six points on the road (4a) ... Made his Capitals playoff debut in Game 7 of the ECQF vs. NYR (4/28) ... Scored a goal and was +1 in Game 4 of the ECSF at PIT (5/8).

Career

2007-08: Limited to only 18 games because of an ear injury and groin injury ... Registered nine points (5g-4a), all of which came in his last 11 games (11/15—11/28, 1/13) ... Had two goals and the GWG vs. TB (10/24) ... Recorded two assists vs. VAN (10/26) ... Tallied one PPG ... Scored seven of his nine points at home (4g-3a). **2006-07:** Posted career highs in goals (30), assists (24) and points (54) ... Third on the team in goals, points and shots (164); fourth on the team in assists ... His 30 goals were the second most in history by a Caps captain (1992-93, Kevin Hatcher, 34) ... Boasted the eighth-best shooting percentage in the NHL at 18.3% (30g on 164 shots) ... Second among Caps forwards in ice time (18:25) ... Scored 17 of his 30 goals on the road ... Tied for fifth in the NHL with four SHGs ... Ranked third on the team with a career-high nine PPGs ... Recorded points in at least six straight games three times throughout the year; set a career high with points in seven straight games (3/18—3/31, 3g-5a) ... Registered 11 points in the last minute of a period (5g-6a), tied for third-most in the league behind only Alex Ovechkin and Olli Jokinen ... Was named to the All-Monster Team by TSN's Pierre McGuire ... Received one fourth-place vote for the Selke Trophy, given to the NHL's top defensive forward ... Had points in the first six games of the year, the first Capitals captain to do so in his first six games with the 'C' (10/5—10/19, 2g-6a) ... Posted four multiple-assist games including a career-high three assists vs. CAR (10/7) ... Scored the overtime winner in a 4-3 victory vs. OTT (11/6) ... Suffered a mouth injury vs. BOS (11/15) and missed two games ... Recorded a career-best four-game goal-scoring streak from 1/11—1/18 (5g) ... Played his 400th NHL game 1/16 at OTT ... Scored twice and was a season-high +3 at CAR (1/18) ... Suffered a shoulder injury vs. SJ (2/21) and missed six games ... Fourth multiple-goal game of the year was a natural hat trick at BOS (3/15) ... Registered 11 points (6g-5a) in the season's final 12 games ... Was named the captain of Team USA at the World Championship. **2005-06:** Recorded his first 20-goal season in the NHL in his first season with the Capitals ... Tied for third on the team with 20 goals and fifth with 39 points ... Doubled his previous best goal total ... Led the team with 110 PIM and a career-best +9 rating ... Recorded 37 of his 39 points at even strength (16g-17a) or shorthanded (3g-1a) ... Ranked second on the team in even-strength scoring ... Nine of his goals were the Capitals' first goal of the game ... Scored goals in three straight games for the first time in his career 11/17 to 11/22 (3g) ... Posted his 100th career NHL point 3/12 vs. OTT ... Recorded his first career hat trick 3/18 vs. FLA and was the No. 1 star ... Had his second career three-point game 4/3 at CAR (1g-2a). **2004-05:** Played in 15 games for Storhamar IL of the Norwegian League, recording 10 goals, four assists and 86 PIM ... Played in three games with SC Bern in Switzerland. **2003-04:** Never missed a game, appearing in all 82 regular-season games and all 26 playoff games as CGY reached the Stanley Cup finals ... Set then-career highs in points (25) and assists (15) and matched his career high in goals (10) ... Tied for fourth on the team in PPGs (4) ... Flames were 6-3-0-0 when he scored ... Posted four multiple-point games, in which the team went 3-0-0-1 ... Posted six power-play points (4g-2a) and one shorthanded assist ... Played his 200th career game 10/18 vs. BUF ... Posted his first career two-goal game 2/1 vs. ANA ... Scored the game-winning goal, added an assist and a fight for his second career "Gordie Howe Hat Trick" 3/7 at COL ... Made his NHL playoff

debut 4/7 at VAN ... Finished fifth on the team in playoff PIM (30), tied for 10th in points (six) and tied for eighth in goals (three) ... Recorded his first playoff goal (PP) and first playoff assist (SH) 4/13 vs. VAN ... Scored a goal in Game 6 of the Stanley Cup finals. **2002-03:** Appeared in his fourth NHL season, setting what was a career high in PIM (126) and matching his then-career high in goals (10) ... Recorded 18 points (8g-10a) at even strength and four points (2g-2a) on the PP ... Posted three multiple-point games ... Had a goal, an assist and a fight 10/24 vs. DAL ... Missed only one game during the season, while celebrating the birth of his first child. **2001-02:** Played in his third NHL season, scoring 10 goals ... Finished fifth on the team in goals ... Posted 14 points (7g-7a) at even strength, adding two PPGs and one SHG ... Scored the GWG and added an assist 1/8 at NYI, his first career multiple-point game ... Assisted on the GWG 3/7 at PHI in his 100th career NHL game ... Missed 16 games due to injury. **2000-01:** Split the season between CGY and Saint John (AHL) ... Averaged 11:56 of ice time in 29 games with the Flames, posting five goals and one assist ... Scored his first career NHL goal 2/19 at ANA ... Played 48 games with Saint John, posting 35 points (18g-17a) and 131 PIM ... Was sixth on the team with 14 points (4g-10a) in 18 playoff games as the Flames won the Calder Cup ... Named the AHL plus/minus player of the month in January (+13). **1999-00:** Made his NHL debut 1/12 vs. DAL ... Appeared in 22 games for Calgary ... Collected 33 points (16g-17a) in 48 games with Saint John ... Named to the PlanetUSA All-Star Team for the 2000 Kodak AHL All-Star Classic. **1998-99:** Made his AHL debut 10/9 vs. St. John's and recorded three points (3a) ... Had 40 points (13g-27a) and 123 PIM in 73 GP as an AHL rookie ... Scored his first professional goal, the GWG, 10/31 vs. Springfield ... Recorded six playoff points (2g-4a) in seven games.

International Career

2007: Captained the United States team at the World Championship ... Scored two goals and added an assist in six games. **2002:** Posted two goals and six PIM for the United States at the 2002 World Championship.

College Career

Played four years for the Clarkson Golden Knights in the ECAC, posting 128 points (63g-65a) and 392 PIM in 142 games. **1997-98:** Posted 39 points and a league-high 106 PIM in 35 GP ... Named to the ECAC Second All-Star Team. **1996-97:** Led the league in PIM (86) and posted career highs in goals (23), assists (25) and points (48). **1995-96:** Posted a career high in PIM (108) while collecting 18 points. **1994-95:** Recorded 23 points (12g-11a) in 32 GP as a freshman.

NHL Transactions

Selected by Calgary in the third round, 77th overall, in 1994 Entry Draft ... Traded to Washington by Calgary with Calgary's seventh-round choice in the 2007 Entry Draft (Andrew Glass) for Washington's seventh-round choice in the 2006 Entry Draft (Devin Didiomete) and Washington's sixth-round choice in the 2007 Entry Draft (later traded to Colorado - Colorado selected Jens Hellgren), Aug. 4, 2005.

Personal

Supports the Garth Brooks Teammates for Kids Foundation ... Raising money for a new playground in his summer hometown of Henderson Harbor, N.Y. ... Dropped the ceremonial first puck at the international special hockey tournament held at Kettler Capitals Iceplex in the summer of 2007 ... First hockey memory is attending Hartford Whalers games ... Enjoys fishing ... Lists Tim Wakefield as his favorite athlete and the Boston Red Sox as his favorite pro sports team ... Threw out the first pitch at the Washington Nationals-Arizona Diamondbacks game on April 6, 2007 ... Flew with the Navy's Blue Angels in May of 2008.



SEAN COLLINS

62

Defense • Ht.: 6'1" • Wt.: 207 • Shoots: Right
 Born: Oct. 30, 1983 (Troy, Mich.)
 Acquired: Signed as a free agent, March 17, 2007

vs. the NHL

	GP	G	A	Pts	PIM
BOS	1	0	0	0	2
BUF	2	0	0	0	0
CAR	1	0	0	0	2
CBJ	1	0	0	0	0
MTL	1	0	0	0	2
NYI	1	0	0	0	4
NYR	2	0	1	1	0
PHI	2	0	0	0	0
STL	1	0	0	0	0
TB	1	1	0	1	0
TOR	2	0	0	0	2

CAREER STATISTICS Regular Season

Year	Team	League	GP	G	A	Pts	PIM	+/-	PP	SH	GW	S	GP	G	A	Pts	PIM
2002-03	Sioux City	USHL	59	6	22	28	89	-	-	-	-	-	4	0	1	1	2
2003-04	Ohio State	CCHA	41	3	12	15	57	-	-	-	-	-	-	-	-	-	-
2004-05	Ohio State	CCHA	40	9	17	26	40	-	-	-	-	-	-	-	-	-	-
2005-06	Ohio State	CCHA	39	7	11	18	63	-	-	-	-	-	-	-	-	-	-
2006-07	Ohio State	CCHA	37	9	19	28	50	-	-	-	-	-	-	-	-	-	-
	Hershey	AHL	3	0	0	0	2	-	-	-	-	-	-	-	-	-	-
2007-08	Hershey	AHL	12	0	0	0	11	-3	0	0	-	-	-	-	-	-	-
	South Carolina	ECHL	31	1	13	14	16	-	-	-	-	-	20	1	8	9	24
2008-09	CAPITALS	NHL	15	1	1	2	12	1	0	0	0	-	-	-	-	-	-
	Hershey	AHL	39	1	7	8	38	5	0	0	-	-	6	0	2	2	2
NHL/CAPITALS TOTALS			15	1	1	2	12	1	0	0	0	-	-	-	-	-	-

Playoffs

CCHA Second All-Star Team (2007)

CAREER HIGHLIGHTS

First NHL Game: 12/6/08 (WSH 2 at TOR 1)
 First NHL Goal: 1/1/09 (WSH 7 vs TB 4, Smith)
 First NHL Assist: 12/23/08 (WSH 5 at NYR 4 OT)
 Most Goals in a Game: 1 (1/1/09, WSH 7 vs TB 4)
 Most Assists in a Game: 1 (12/23/08, WSH 5 at NYR 4 OT)
 Most Points in a Game: 1 (2 times, last: 1/1/09, WSH 7 vs TB 4, 1A)
 Most Shots in a Game: 4 (12/26/08, WSH 3 vs BUF 2)
 Most PIM in a Game: 4 (12/16/08, WSH 5 at NYI 4 OT)
 Most Ice Time in a Game: 17:41 (12/26/08, WSH 3 vs BUF 2)
 Penalty Shots: None
 Shootouts: None

DID YOU KNOW?

Sean Collins and teammate David Steckel were two of the five former Ohio State Buckeyes to play in the NHL in 2008-09.

SEAN COLLINS

2008-09

Played in 15 games with the Capitals and in 39 games with Hershey (AHL) ... Had a +1 rating in Washington and averaged 14:40 of ice time a game ... Made his NHL debut at TOR (12/6) ... Recorded his first NHL point with an overtime assist 12/23 at NYR ... Scored his first NHL goal 1/1 vs. TB ... Had eight points (1g-7a) with Hershey ... Played in six Calder Cup playoff games and had two assists as Hershey won the Calder Cup.

Career

2007-08: Played 12 games for Hershey and 31 for South Carolina (ECHL) ... Registered 11 PIM in Hershey ... Had one goal, 13 assists and 16 PIM for South Carolina ... Scored his lone goal vs. Gwinnett (2/1) ... Registered an assist in four straight games (2/5—2/10) ... Had three assists vs. Columbia (3/29) for his only multiple-point game of the season ... Led club defensemen with nine points (1g-8a) in 20 playoff games, as the team advanced to the Kelly Cup semifinals.

College/Junior Career

2006-07: Completed his college career as a senior at Ohio State (CCHA) ... Served as the Buckeyes' captain and was a second-team All-CCHA selection ... One of three finalists for both CCHA Best Offensive Defenseman and CCHA Best Defensive Defenseman honors ... Led OSU in scoring with 28 points (9g-19a) in 37 games ... Four of his goals came on the power play ... Signed with the Capitals after his college career and made his professional debut for Hershey vs. Binghamton (3/25) ... Played three games for Hershey, posting two PIM. 2005-06: Served as an alternate captain for Ohio State ... Led defensemen and tied for third on the

team with 18 points (7g-11a) ... Had seven goals to tie for fifth on the squad and tied for third with 11 assists ... Second on the team with 37 blocked shots and 117 shots ... Third on the team with a +13 rating and with 63 PIM ... Played his 100th career game vs. Miami (12/30) ... Named CCHA Defenseman of the Week (12/11) ... Second runner-up for Best Power-Play Pointman in CCHA Captains' Poll ... Honorable mention All-CCHA choice. 2004-05: Tallied nine goals and 17 assists for 26 points in 40 games to lead OSU defensemen and rank sixth on the team ... His nine goals tied for fifth in the nation among defensemen and led the CCHA ... Honorable mention All-CCHA choice ... Two-time CCHA Defenseman of the Week ... Fifth in the CCHA in points and 22nd nationally in scoring among defensemen ... Named to the CCHA Super-Six All-Tournament Team ... Scored the winning goal against Michigan State in CCHA Super Six semifinals (3/18). 2003-04: Skated in 41 games ... Voted team's most valuable freshman ... Finished second among OSU rookies and third among Buckeye defensemen with 16 points, including 13 assists ... CCHA Defensive Player of the Week (3/7) after scoring a goal and dishing out two assists against Miami. 2002-03: Played in 59 games for Sioux City in the USHL ... Recorded six goals, 22 assists and 89 PIM.

NHL Transactions

Signed as a free agent by Washington, March 17, 2007.

Personal

Spends time in the offseason boating, fishing, camping and biking ... Lists Steve Yzerman as his favorite athlete ... Favorite book is Lance Armstrong's *It's Not About the Bike*.



JOHN ERSKINE

4

UHR-skin

Defense • Ht.: 6'4" • Wt.: 220 • Shoots: Left

Born: June 26, 1980 (Kingston, Ontario)

Drafted: Dallas' second-round choice, 39th overall, in the 1998 Entry Draft

Acquired: Signed as a free agent, Sept. 14, 2006

vs. the NHL

	GP	G	A	Pts	PIM
ANA	10	0	0	0	35
ATL	15	1	0	1	55
BOS	11	0	1	1	13
BUF	8	1	1	2	9
CAR	16	0	1	1	23
CGY	8	0	0	0	23
CHI	6	0	1	1	6
CBJ	7	1	0	1	14
COL	8	0	0	0	7
DAL	2	0	0	0	2
DET	5	0	0	0	0
EDM	5	0	0	0	27
FLA	14	1	3	4	28
LA	14	0	0	0	47
MIN	6	0	0	0	13
MTL	7	0	1	1	10
NJ	15	1	4	5	45
NYI	9	0	0	0	14
NYR	11	0	1	1	34
NSH	6	0	0	0	14
OTT	7	0	0	0	7
PHI	13	0	0	0	18
PHX	7	0	0	0	20
PIT	13	0	1	1	22
SJ	8	0	1	1	15
STL	7	1	1	2	19
TB	14	0	2	2	18
TOR	12	0	1	1	16
VAN	6	0	0	0	6
WSH	3	0	0	0	4

CAREER STATISTICS Regular Season

Year	Team	League	GP	G	A	Pts	PIM	+/-	PP	SH	GW	S	GP	G	A	Pts	PIM
1997-98	London	OHL	55	0	9	9	205	-	-	-	-	-	16	0	5	5	25
1998-99	London	OHL	57	8	12	20	208	-	-	-	-	-	25	5	10	15	38
1999-00	London	OHL	58	12	31	43	177	-	-	-	-	-	-	-	-	-	-
2000-01	Utah	IHL	77	1	8	9	284	-	-	-	-	-	-	-	-	-	-
2001-02	Dallas	NHL	33	0	1	1	62	-8	0	0	0	16	-	-	-	-	-
	Utah	AHL	39	2	6	8	118	-	-	-	-	-	3	0	0	0	10
2002-03	Dallas	NHL	16	2	0	2	29	1	0	0	0	12	-	-	-	-	-
	Utah	AHL	52	2	8	10	274	-	-	-	-	-	1	0	1	1	15
2003-04	Dallas	NHL	32	0	1	1	84	-9	0	0	0	23	-	-	-	-	-
	Utah	AHL	5	0	0	0	18	-	-	-	-	-	-	-	-	-	-
2004-05	Houston	AHL	61	3	7	10	238	-	-	-	-	-	5	0	1	1	20
2005-06	Dallas	NHL	26	0	0	0	62	-3	0	0	0	9	-	-	-	-	-
	Iowa	AHL	3	0	0	0	6	-	-	-	-	-	-	-	-	-	-
	NY Islanders	NHL	34	1	0	1	99	-12	0	0	0	23	-	-	-	-	-
2006-07	CAPITALS	NHL	29	1	6	7	69	-13	0	0	0	14	-	-	-	-	-
	Hershey	AHL	4	0	2	2	9	-	-	-	-	-	-	-	-	-	-
2007-08	CAPITALS	NHL	51	2	7	9	96	1	0	0	1	48	7	0	2	2	6
2008-09	CAPITALS	NHL	52	0	4	4	63	1	0	0	0	50	12	0	1	1	16
CAPITALS TOTALS			132	3	17	29	228	-11	0	0	1	112	19	0	3	3	22
NHL TOTALS			273	6	19	25	564	-42	0	0	1	195	19	0	3	3	22

OHL First All-Star Team (2000)

CAREER HIGHLIGHTS

First NHL Game: 11/19/01 (DAL 2 vs NYI 3)

First NHL Assist: 4/12/02 (DAL 3 vs CHI 1)

First NHL Goal: 1/22/03 (DAL 4 vs CBJ 2, Denis)

Most Goals in a Game: 1 (6 times, last: 1/19/08, WSH 5 vs FLA 3)

Most Assists in a Game: 2 (2 times, last: 3/17/09, WSH 3 at FLA 0)

Most Points in a Game: 2 (3 times, last: 3/17/09, WSH 3 at FLA 0, 0G-2A)

Most Shots in a Game: 4 (2 times, last: 3/21/09, WSH 1 at CAR 4)

Most PIM in a Game: 29 (11/22/06, WSH 2 vs ATL 4)

Longest Goal Streak: 1 (6 times, last: 1/19/08, 1G)

Longest Assist Streak: 2 (2 times, last: 10/27/07-10/29/07, 2A)

Longest Point Streak: 2 (3 times, last: 10/27/07-10/29/07, 0G-2A)

Penalty Shots: None

Shootouts: 0/1

DID YOU KNOW?

John Erskine averaged 2:19 more of ice time in the 2009 playoffs (19:06) than he did in the regular season (16:47).

JOHN ERSKINE

2008-09

Recorded four points (4a) in 52 games ... Finished the season at +1 ... Averaged 16:47 TOI ... The first season in his career that he did not record more than 7 PIM in any game ... Had assists 10/18 vs. NJ and 11/10 vs. TB ... Skated a regular-season high 21:21 in a 6-3 win at PIT on 1/14 ... Tallied the second two-assist game of his career 3/17 at FLA ... Took a career-high four shots 3/21 at CAR ... Played in 12 Stanley Cup playoff games, missing two vs. PIT due to a foot injury ... Recorded 16 PIM ... Had one assist in seven games vs. NYR in ECQF ... Was +3 in Game 5 vs. NYR ... Skated more than 18 minutes in all five of his games vs. PIT in ECSF and more than 21 minutes three times.

Career

2007-08: Recorded a career-high nine points (2g-7a) in 51 games ... Team was 7-1-0 when he had a point ... Second on the team with 96 PIM ... Recorded points in each of the first two games of the season, including a goal 10/5 at ATL in the opener that ended up as the game-winner ... Had his first career two-assist game 12/10 vs. NJ ... Played in his 200th NHL game at MTL (1/29) ... Finished with a +5 rating in the last 10 games of the season ... Posted his 500th career PIM in the season finale, 4/5 vs. FLA ... Played in all seven ECQF playoff games against PHI and recorded two assists and six PIM. **2006-07:** Had seven points (1g-6a) in just 29 games, missing 39 due to injury ... Ranked fifth on the team in PIM (69) ... Credited with 52 hits and 51 blocked shots ... Had six of his points (1g-5a) at home ... Made the team out of training camp but did not play in the first four games before being assigned to Hershey (AHL) ... Returned to Caps 11/9 and played in 18 straight games ... Made his Caps debut vs. CAR (11/9) ... Posted his first Caps point, an assist, 11/11 vs. NYR ... Recorded a career-high 29 PIM vs. ATL (11/22) ... Had an assist and was +3 in a season-high 22:25 at TB (11/28) ... Scored his lone goal, an empty-netter, and added an assist vs. BUF (12/2) ... Suffered a foot fracture vs. PHI (12/16) and missed 25 games ... Returned to the lineup at TB (2/15) ... Registered nine hits at PIT (2/18), the most in a game by a Capital during the season ... Posted assists in back-to-back games vs. NJ (2/25) and vs. FLA (2/27) ... Registered his 400th NHL PIM on 3/3 vs. NYI ... Suffered a dislocated thumb vs. CAR (3/9) and missed the season's final 14 games. **2005-06:** Played a career-high 60 NHL games between DAL and NYI ... Totaled a career-high 161 PIM ... Played three games with Iowa (AHL) on a conditioning stint (12/1—12/4) ... Began the season in DAL ... Played his

100th career NHL game 12/18 at CHI ... Acquired by NYI on 1/10 ... Scored a goal 3/14 vs. NJ ... Recorded 21 PIM vs. NYR (3/29). **2004-05:** Spent the season with Houston (AHL), appearing in 61 games ... Recorded 10 points (3g-7a) and 238 PIM ... Ranked second on the team in PIM. **2003-04:** Played in 32 games for DAL ... Collected an assist 12/6 at SJ ... Missed 23 games due to injury ... Had 18 PIM in five games with Utah (AHL). **2002-03:** Recorded two goals in 16 games with DAL ... Scored his first career NHL goal 1/22 vs. CBJ ... Played 52 games with Utah, posting 10 points (2g-8a) and 274 PIM ... Ranked seventh in the AHL in PIM and tied for eighth in major penalties. **2001-02:** Split the season between DAL (33 games) and Utah (39 games) ... Named DAL's rookie of the year by his teammates ... Recorded his first career NHL point, an assist, 4/12 vs. CHI ... Missed 13 games with a fractured foot (3/10—4/3) ... Ranked fourth on Utah with 118 PIM. **2000-01:** Spent his first pro season with Utah (IHL) ... Ranked third in the IHL with 284 PIM ... Scored his first professional goal 10/29 at Chicago.

Junior Career

Played three seasons of major junior hockey with the London Knights in the OHL, registering 72 points (20g-52a) and 590 PIM in 170 games. **1999-00:** Won the Max Kaminsky Trophy as the OHL's defenseman of the year ... Named to the OHL First All-Star Team ... Collected 43 points (12g-31a) with 177 PIM. **1998-99:** Registered 20 points (8g-12a) and 208 PIM in 57 games ... Led the team's defensemen in playoff scoring with 15 points (5g-10a) in 25 games.

NHL Transactions

Selected by Dallas in the second round, 39th overall, in the 1998 Entry Draft ... Traded to the N.Y. Islanders by Dallas with a second-round selection in the 2006 Entry Draft (Jesse Joensuu) for Janne Niinimaa and a fifth-round selection in the 2007 Entry Draft (Ondrej Roman) ... Signed by the Capitals as a free agent, Sept. 14, 2006.

Personal

Favorite athlete is NBA star Allen Iverson ... Enjoys watching Entourage and listening to the Tragically Hip ... Favorite sport other than hockey is golf ... Favorite tourist attraction in Washington, D.C., is the National Zoo.



ERIC FEHR

16

FAIR

Right Wing • Ht.: 6'4" • Wt.: 212 • Shoots: Right

Born: Sept. 7, 1985 (Winkler, Manitoba)

Drafted: Capitals' first-round choice, 18th overall, in the 2003 Entry Draft

vs. the NHL

	GP	G	A	Pts	PIM
ANA	1	0	0	0	0
ATL	10	4	1	5	2
BOS	6	1	3	4	0
BUF	4	0	1	1	0
CAR	9	1	0	1	2
CGY	1	0	1	1	0
CBJ	2	0	0	0	2
COL	1	0	1	1	0
DET	1	0	1	1	2
FLA	12	2	0	2	8
LA	3	0	0	0	2
MIN	2	1	2	3	0
MTL	4	0	0	0	2
NJ	6	1	1	2	2
NYI	5	1	1	2	6
NYR	6	1	2	3	2
NSH	2	0	0	0	2
OTT	2	1	0	1	0
PHI	5	0	0	0	2
PHX	1	0	0	0	0
PIT	7	0	4	4	0
SJ	1	0	0	0	2
STL	1	0	1	1	2
TB	11	2	0	2	0
TOR	6	0	0	0	0

CAREER STATISTICS Regular Season

Year	Team	League	GP	G	A	Pts	PIM	+/-	PP	SH	GW	S	GP	G	A	Pts	PIM
2000-01	Pembina	MMHL	36	45	13	58	30	-	-	-	-	-	-	-	-	-	-
	Brandon	WHL	4	0	0	0	0	-	-	-	-	-	-	-	-	-	-
2001-02	Brandon	WHL	63	11	16	27	29	-	-	-	-	-	12	1	1	2	0
2002-03	Brandon	WHL	70	26	29	55	76	-	-	-	-	-	17	4	8	12	26
2003-04	Brandon	WHL	71	50	34	84	129	-	-	-	-	-	7	5	0	5	16
2004-05	Brandon	WHL	71	59	52	111	91	-	-	-	-	-	24	16	16	32	47
2005-06	CAPITALS	NHL	11	0	0	0	2	E	0	0	0	10	-	-	-	-	-
	Hershey	AHL	70	25	28	53	70	-	-	-	-	-	19	8	3	11	8
2006-07	CAPITALS	NHL	14	2	1	3	8	3	0	0	1	25	-	-	-	-	-
	Hershey	AHL	40	22	19	41	63	-	-	-	-	-	-	-	-	-	-
2007-08	CAPITALS	NHL	23	1	5	6	6	4	0	0	0	40	5	1	0	1	0
	Hershey	AHL	11	3	4	7	4	-	-	-	-	-	2	1	3	4	2
2008-09	CAPITALS	NHL	61	12	13	25	22	8	1	0	2	134	9	0	0	0	0
NHL/CAPITALS TOTALS			109	15	19	34	38	15	1	0	3	209	14	1	0	1	0

WHL East First All-Star Team (2005) • WHL Player of the Year (2005)

CAREER HIGHLIGHTS

First NHL Game: 12/18/05 (WSH 2 vs FLA 3)
 First NHL Goal: 1/27/07 (WSH 7 vs CAR 3, Ward)
 First NHL Assist: 2/18/07 (WSH 2 at PIT 3)
 Most Goals in a Game: 1 (15 times, last: 4/5/09, WSH 6 vs ATL 4)
 Most Assists in a Game: 3 (3/3/08, WSH 10 vs BOS 2)
 Most Points in a Game: 3 (3/3/08, WSH 10 vs BOS 2, 0G-3A)
 Most Shots in a Game: 6 (2 times, last: 2/14/09, WSH 5 at TB 1)
 Most PIM in a Game: 2 (19 times, last: 4/1/09, WSH 5 vs NYI 3)
 Most Ice Time in a Game: 16:46 (2/5/08, WSH 4 at CBJ 3)
 Multiple-Point Games: 6 (last: 4/5/09, WSH 6 vs ATL 4, 1G-1A)
 Longest Goal Streak: 4 (2/7/09-2/15/09, 4G)
 Longest Assist Streak: 2 (2/20/09-2/22/09, 2A)
 Longest Point Streak: 4 (2/7/09-2/15/09, 4G-1A)
 Penalty Shots: None
 Shootouts: 0/1

DID YOU KNOW?

Mike Green, Alex Ovechkin and Alexander Semin were the only Capitals with longer goal-scoring streaks than Eric Fehr in 2008-09 (four games).

ERIC FEHR

2008-09

Played in a career-high 61 games and for the first time in his career spent the entire season in the NHL ... Posted career highs in points (25), goals (12) and assists (13), while averaging 11:14 of ice time per game ... Team was 39-16-6 when he was in the lineup and 11-8-2 when he did not play ... Tied for fifth on the team with a +8 rating ... Six of his 12 goals and 10 of his 25 points came in the third period ... Team was 10-1-1 when he scored a goal and 16-3-1 when he tallied a point ... Notched eight goals against division opponents (4 vs. ATL, 2 vs. TB, 2 vs. FLA) ... Had five multiple-point games, all of which were two points (3g-7a) ... Made his season debut 10/16 at PIT and had two assists and was +2 ... Scored the GWG vs. TB (11/10) and vs. ATL (2/26) ... From 1/31—2/26 he had 12 points (7g-5a) and was +8 in 13 games ... Tallied a goal in four straight games from 2/7—2/15 (4g) ... Final three goals of the season were against ATL ... Played in nine Stanley Cup playoff games ... The team was 6-3 in the playoffs with Fehr in the lineup.

Career

2007-08: Posted six points in 23 games with the Capitals ... Missed the first three months of the season recovering from a back injury that kept him off the ice for 10 months ... Tied for ninth on the team with a +4 rating ... Made his Caps season debut 2/5 at CBJ ... Scored a goal and was a career-high +4 on 2/26 vs. MIN ... Had a career-best three-point night with three assists in a 10-2 win vs. BOS (3/3) ... Played in five ECQF games against PHI and had one goal ... Had seven points (3g-4a) in 11 games with Hershey (AHL) ... Returned to the ice after his injury 1/9 vs. Norfolk and had an assist on his first shift ... Had points in four straight games for the Bears (1/23—2/2, 2g-2a) before his initial recall ... Scored a goal during a one-game return to Hershey (2/20) ... Played in two playoff games for Hershey and had four points (1g-3a). **2006-07:** Had three points (2g-1a) and a +3 rating in 14 games with the Capitals ... Tied for third on the Capitals at +3 ... Had two of his three points in the third period (1g-1a) ... Made his first Caps appearance of the season vs. TOR (11/24) ... Recalled 1/27 from Hershey and scored his first career NHL goal that night vs. CAR ... Added a second goal and was +2 vs. BOS (2/6) ... Posted his first NHL assist at PIT (2/18) ... Missed the end of the Capitals season with a back injury ... Tied for sixth on Hershey with 22 goals and ninth with 41 points in just 40 games ... Posted his second straight 22-plus-goal season in the AHL ... One

of four Bears to finish the season with at least a point per game ... Tied for sixth on the Bears with a +20 rating ... Scored seven PPGs and two SHGs in Hershey ... Had the team's longest point streak of the season, 16 games, from 10/14—11/29 (10g-12a). **2005-06:** Skated in 11 games for the Capitals in three stints with the club, including the last eight games of the season ... Made his NHL debut vs. FLA (1/18) ... Was third on Hershey in goals (25) and fourth in points (53), leading all club rookies in both categories ... Finished 13th among AHL rookies in scoring and tied for ninth in goals ... Led Hershey with 14 PPGs ... Recorded eight goals and 11 points in 19 playoff games as Hershey won the Calder Cup ... Scored two goals, including the OT winner, in Game 7 of the Eastern Conference Finals vs. Portland (5/30).

Junior Career

2004-05: Played 71 games for Brandon (WHL) ... Captured the Bob Clarke Trophy as the WHL's top scorer with 111 points (59g-52a) ... Member of the WHL East First Team and voted the WHL Player of the Year ... Led the league with 59 goals, nine more than the next-closest player ... Led the league with 31 PPGs and set a WHL record with five overtime goals ... Finished second in the league with 12 GWGs ... Played 24 playoff games for the Wheat Kings, again leading the team and the league in points with 32 (16g-16a) ... Led Brandon to the WHL finals. **2003-04:** Played 71 games and led Brandon with 84 points (50g-34a) ... Tied for second in the league in goals ... Finished second on the team with 129 PIM ... **2001-03:** Appeared in a total of 133 games in his first two full seasons of major junior hockey, posting 82 points (37g-45a) and 105 PIM. **2000-01:** Played 36 games for Pembina Valley (MMHL), recording 58 points (45g-13a) ... Appeared in four games with Brandon.

Transactions

Selected by Washington in the first round, 18th overall, in the 2003 Entry Draft.

Personal

Supports the Garth Brooks Teammates for Kids Foundation ... Hobbies include golf, video games and beach volleyball ... Favorite athlete is Toronto Blue Jays left fielder Travis Snider.



JOE FINLEY

59

Left Wing/Defense • Height: 6'8" • Weight: 247 • Shoots: Left
 Born: June 29, 1987 (Edina, Minn.)
 Drafted: Capitals' first-round choice, 27th overall, in the 2005 Entry Draft

CAREER STATISTICS														Regular Season					Playoffs				
Year	Team	League	GP	G	A	Pts	PIM	+/-	PP	SH	GW	S		GP	G	A	Pts	PIM					
2004-05	Sioux Falls	USHL	55	3	10	13	181	-	-	-	-	-		-	-	-	-	-					
2005-06	North Dakota	WCHA	43	0	3	3	96	-	-	-	-	-		-	-	-	-	-					
2006-07	North Dakota	WCHA	41	1	6	7	72	-	-	-	-	-		-	-	-	-	-					
2007-08	North Dakota	WCHA	43	4	11	15	79	-	-	-	-	-		-	-	-	-	-					
2008-09	North Dakota	WCHA	27	2	8	10	56	-	-	-	-	-		-	-	-	-	-					
	Hershey	AHL	1	0	0	0	7	-	-	-	-	-		-	-	-	-	-					

A defenseman throughout his career, moved to forward in the summer of 2009.

2008-09

Played 27 games as a senior at North Dakota (WCHA), missing part of the season due to injury ... An assistant captain ... Posted 10 points (2g-8a) and a +5 rating ... Finished his career sixth all-time in penalty minutes for North Dakota with 303 ... Enjoyed a three-game point streak from 1/9—1/16 (1g-2a) ... Had a career-high four points 1/23 vs. Denver (1g-3a) ... Named to the WCHA All-Academic team for the third straight season.

Career

2007-08: Played all 43 games as North Dakota reached the NCAA Frozen Four for the third consecutive season ... Ranked second among Sioux defensemen with four goals and fourth with 15 points, both career highs ... 14 of his points came in conference play, ranking sixth among WCHA defensemen in points ... His 79 PIM ranked second on the team ... Led the team in plus/minus at +24 ... Named to the WCHA All-Academic team. **2006-07:** Played 41 games for North Dakota ... Scored his first collegiate goal and dished out six assists ... Racked up 72 PIM ... Led the team with a +19 plus/minus rating ... WCHA Defensive Player of the Week

for the week ending in March 6, following a three-assist game at St. Cloud State (3/3) ... Fighting Sioux advanced to the NCAA Frozen Four ... Named to the WCHA All-Academic team. **2005-06:** Played in 43 of 46 games as a freshman, helping North Dakota reach the NCAA Frozen Four.

Junior Career

2004-05: Played in 55 games for Sioux Falls (USHL) following a two-year high school career with Edina (Minn.) ... Played for Team World in the 2005 USHL Prospects/All-Star Game.

NHL Transactions

Capitals' first-round choice, 27th overall, in the 2005 Entry Draft.

Personal

Majored in management at North Dakota ... Considers Chris Pronger his hockey hero ... Top hockey memory is a third-period comeback against Wisconsin in 2007-08 to advance to the Frozen Four ... Also played football and golf while growing up ... Considers Usain Bolt the most exciting athlete and Larry Fitzgerald his favorite athlete ... An avid fisherman.



TOMAS FLEISCHMANN 14

TAW-mahs FLIGHSH-muhn

Left Wing • Height: 6'1" • Weight: 192 • Shoots: Left

Born: May 16, 1984 (Koprivnice, Czech Republic)

Drafted: Detroit's second-round choice, 63rd overall, in the 2002 Entry Draft

Acquired: From Detroit with Detroit's first-round choice in the 2004 Entry Draft and Detroit's fourth-round choice in the 2006 Entry Draft for Robert Lang, Feb. 27, 2004

vs. the NHL

	GP	G	A	Pts	PIM
ANA	1	1	0	1	0
ATL	17	2	5	7	4
BOS	9	1	1	2	2
BUF	8	0	1	1	6
CAR	18	0	2	2	4
CGY	2	0	0	0	0
CHI	2	0	0	0	0
CBJ	3	0	1	1	0
COL	2	0	1	1	0
DAL	1	2	0	2	0
DET	2	0	0	0	0
EDM	2	1	1	2	4
FLA	18	3	5	8	4
LA	2	0	0	0	0
MIN	2	0	3	3	0
MTL	9	2	2	4	2
NJ	12	3	0	3	6
NYI	10	1	1	2	6
NYR	9	2	1	3	2
NSH	3	0	0	0	0
OTT	8	2	4	6	2
PHI	8	1	3	4	2
PHX	1	0	0	0	0
PIT	9	3	3	6	0
SJ	1	1	0	1	0
STL	2	1	1	2	0
TB	18	6	5	11	2
TOR	11	1	3	4	0
VAN	1	0	1	1	0

CAREER STATISTICS

Regular Season

Year	Team	League	GP	G	A	Pts	PIM	+/-	PP	SH	GW	S	GP	G	A	Pts	PIM
1999-00	Vitkovice Jr.	Czech-Jr.	46	9	13	22	6	-	-	-	-	-	-	-	-	-	-
2000-01	Vitkovice Jr.	Czech-Jr.	30	28	34	62	8	-	-	-	-	-	-	-	-	-	-
	Vitkovice Jr.	Czech-Jr.	21	4	9	13	8	-	-	-	-	-	-	-	-	-	-
2001-02	Vitkovice Jr.	Czech-Jr.	46	26	35	51	16	-	-	-	-	-	-	-	-	-	-
	Novy Jicin	Czech-3	8	3	2	5	8	-	-	-	-	-	7	3	4	7	35
2002-03	Moose Jaw	WHL	65	21	50	71	36	-	-	-	-	-	12	4	11	15	6
	Czech Republic	WJC	6	2	0	2	0	-	-	-	-	-	-	-	-	-	-
2003-04	Moose Jaw	WHL	60	33	42	75	32	-	-	-	-	-	10	3	4	7	10
	Czech Republic	WJC	7	2	2	4	2	-	-	-	-	-	-	-	-	-	-
2004-05	Portland	AHL	53	7	12	19	14	-	-	-	-	-	-	-	-	-	-
2005-06	CAPITALS	NHL	14	0	2	2	0	-7	0	0	0	11	-	-	-	-	-
	Hershey	AHL	57	30	33	63	32	-	-	-	-	-	20	11	21	32	15
2006-07	CAPITALS	NHL	29	4	4	8	8	-6	1	0	1	52	-	-	-	-	-
	Hershey	AHL	45	22	29	51	22	-	-	-	-	-	19	5	16	21	10
2007-08	CAPITALS	NHL	75	10	20	30	18	-7	1	0	1	107	2	0	0	0	0
2008-09	CAPITALS	NHL	73	19	18	37	20	-3	7	0	4	131	14	3	1	4	4
NHL/CAPITALS TOTALS			191	33	44	77	46	-23	9	0	6	301	16	3	1	4	4

Playoffs

WHL East Second All-Star Team (2004)

CAREER HIGHLIGHTS

First NHL Game: 11/3/05 (WSH 1 at PHI 8)
 First NHL Goal: 2/24/07 (WSH 4 at NJ 2, Brodeur)
 First NHL Assist: 11/6/05 (WSH 5 vs TOR 4)
 Most Goals in a Game: 2 (2 times, last: 10/25/08, WSH 6 at DAL 5 OT)
 Most Assists in a Game: 2 (4 times, last: 11/26/08, WSH 5 vs ATL 3)
 Most Points in a Game: 4 (3/18/07, WSH 7 vs TB 1, 2G-2A)
 Most Shots in a Game: 6 (11/8/07, WSH 4 at OTT 1)
 Most PIM in a Game: 4 (1/13/09, WSH 2 vs EDM 5)
 Most Ice Time in a Game: 19:28 (3/5/09, WSH 1 vs TOR 2)
 Multiple-Point Games: 14 (last: 4/7/09, WSH 4 at ATL 2, 1G-1A)
 Longest Goal Streak: 3 (2 times, last: 1/10/09-11/14/09, 3G)
 Longest Assist Streak: 4 (2/7/09-2/15/09, 4A)
 Longest Point Streak: 4 (2 times, last: 2/7/09-2/15/09, 1G-4A)
 Penalty Shots: None
 Shootouts: 0/4

DID YOU KNOW?

Tomas Fleischmann led the AHL in playoff assists in two consecutive seasons (2006 and '07).

TOMAS FLEISCHMANN

2008-09

Skated in 73 games and tallied career highs in points (37) and goals (19) ... Ranked seventh on the team in points and sixth in goals ... Second on the team with a 14.5 shooting percentage and tied for third with four GWGs ... Seven of his 19 goals came on the power play ... Tied for third on the team with 13 road goals and tied for fourth with 16 goals outside of the division ... Scored Washington's first tally four times ... Set a career high with 20 PIM, but only two Cap forwards who played more than 15 games had fewer ... Was +9 in his final 38 games of the season ... Team was 11-4-3 when he scored a goal and 17-8-4 when he tallied a point ... Averaged 15:04 TOI ... Recorded eight multiple-point games ... Had six streaks of three games or more with a point during the season ... Notched his second career two-goal game 10/25 at DAL ... Had two assists 11/26 at ATL ... Twice registered goals in three straight games (11/14—11/19, 3g, and 1/10—1/14, 3g) ... Tallied one goal, one assist and was +3 at NYR (2/11) ... Skated a season high 19:28 vs. TOR (3/5) ... Played in all 14 games during the Stanley Cup playoffs, recording four points (3g-1a) ... Had a goal in Game 1 vs. NYR in ECQF (first Caps goal of the playoffs) and took 13 shots in the series ... Scored the GWG in Game 1 and also scored in Game 6 against PIT in ECSF.

Career

2007-08: Appeared in 75 games for Washington, recording 30 points (10g-20a) ... Ranked ninth on team in scoring ... Averaged 12:37 TOI ... Skated more than 15 minutes 16 times, including a six-game span from 2/13—2/24 ... Capitals were 17-7-1 when he recorded a point ... Five of 10 goals were team's first tallies of the game ... Notched five multiple-point games ... Posted back-to-back tallies (11/8—11/10) ... Recorded assists in back-to-back games (2/5—2/6) ... Recorded points in consecutive games (2/15—2/16, 1g-2a) ... Scored lone PPG of the season vs. TB (2/16) ... Played in his 100th NHL game vs. NYI (2/20) ... Tallied a pair of assists and a +4 rating 2/26 vs. MIN ... Scored the OT winner 3/27 at TB, his first goal since 2/16 at TB (14 games) ... Tallied first goal in 3-1 victory against FLA to clinch the Southeast Division title (4/5) ... Played in two ECQF playoff games against PHI. **2006-07:** Had eight points (4g-4a) in 29 games with Washington ... Tallied one PPG ... Scored six of eight points at home (3g-3a) ... Appeared in six consecutive games for the Caps from 11/4—11/15 ... Registered first assist of the season 11/4 at PHI ... Skated in the Capitals' final 21 games after recall on 2/23 ... Tallied seven points (4g-3a) in those games ... Scored first NHL goal at NJ (2/24) ... Skated in season-high 15:29 at TOR (3/6) ... Tallied goals in back-to-back games on 3/16 and 3/18 (3g) ... Notched a career-high four points (2g-2a) vs. TB (3/18), one of two four-point games by a Caps player on the year ... Totaled 51 points (22g-29a) in 45 games for Hershey (AHL) ... Finished sixth on the Bears in scoring ... Scored seven PPGs and three SHGs for the Bears ... Led Hershey with 21 points (5g-16a) in 19 playoff games ... Led the AHL in playoff assists for the second straight year ... Ranked third in the AHL in playoff scoring ... Tied a Hershey playoff record with five points (1g-4a) in Game 5 vs. Wilkes-Barre/Scranton (5/11). **2005-06:** Played 14 games with the Capitals in two recalls, recording two assists ... Made his NHL debut 11/3 at PHI ... Posted his first career NHL point, an assist, vs. TOR (11/6) ...

Led Hershey in goals (30) and ranked second in points (63) in just 57 AHL games ... Led the team with six GWGs and was second with 13 PPGs ... Led all Hershey forwards and was second on the team with a +14 rating ... Recorded a nine-game point streak from 10/11—11/30 ... Had three three-point games during the regular season ... Scored both goals in a 2-0 win vs. Manchester (2/18) ... Led the team in points (32) and assists (21) in the run to the Calder Cup ... Led the AHL in playoff assists, while point total ranked second ... Had three playoff games with at least three points, including a four-point game against Milwaukee (6/3) in Game 2 of the finals (2g-2a) ... Had three assists in Game 5 of the finals (6/11). **2004-05:** Played 53 games for Portland (AHL) in his first season of pro hockey ... Finished 12th on the team in scoring with 19 points (7g-12a) ... Two of his goals were PPGs and two were GWGs ... Scored both Portland goals in a 3-2 overtime loss to Hartford (12/19).

Junior Career

2003-04: Appeared in 60 games for Moose Jaw (WHL), setting career highs in goals (33) and points (75) ... Finished second on the team in goals, points and assists (42) ... Tied for the team lead in PPGs (10) and ranked second on the team in SHGs (2) ... Played in all 10 playoff games for Moose Jaw, ranking fourth on the team with seven points (3g-4a) ... Led the team with three SHGs in the playoffs ... Represented the Czech Republic in the World Junior Championship. **2002-03:** His first season of North American hockey, appeared in 65 games for Moose Jaw ... Recorded 71 points (21g-50a) ... Ranked second on the team in points and assists ... Tied for third on the team with nine PPGs ... In 12 playoff games, recorded four goals and a team-high 11 assists ... Led the team with 15 points in the postseason ... Represented the Czech Republic at the World Junior Championship. **2001-02:** Split the season between Vitkovice Jr. and Novy Jicin of the Czech-3 league ... Recorded 51 points (26g-35a) in 46 games for Vitkovice Jr.

International Career


Represented the Czech Republic in the 2008 World Championship, recording five points (2g-3a) in seven games and leading the team with a +6 rating ... Played in both the 2003 and '04 World Junior Championships, combining for six points (4g-2a) in 13 games.

NHL Transactions

Selected by Detroit in the second round, 63rd overall, in the 2002 Entry Draft ... Traded to Washington by Detroit with Detroit's first-round choice in the 2004 Entry Draft (Mike Green) and Detroit's fourth-round choice in the 2006 Entry Draft (Oskar Osala) for Robert Lang, Feb. 27, 2004.

Personal

Hobbies include tennis, golf, swimming, soccer and street hockey ... Favorite athlete is Roger Federer.



ALEXANDRE GIROUX

33

jhi-ROO

Left Wing • Height: 6'3" • Weight: 202 • Shoots: Left

Born: June 16, 1981 (Quebec City, Quebec)

Drafted: Ottawa's seventh-round choice, 213th overall, in the 1999 Entry Draft

Acquired: From the Atlanta Thrashers in exchange for Joe Motzko, Feb. 26, 2008.

vs. the NHL

	GP	G	A	Pts	PIM
BOS	1	1	0	1	0
BUF	3	0	0	0	0
CAR	2	0	1	1	2
MTL	2	0	1	1	0
NJ	1	0	0	0	0
NYI	2	0	0	0	2
NYR	1	0	0	0	0
OTT	1	0	0	0	4
PHI	2	0	0	0	4
TB	4	1	0	1	0
TOR	3	1	1	2	0

CAREER STATISTICS Regular Season

Year	Team	League	GP	G	A	Pts	PIM	+/-	PP	SH	GW	S	GP	G	A	Pts	PIM
1998-99	Hull	QMJHL	67	15	22	37	124	-	-	-	-	-	22	2	2	4	8
1999-00	Hull	QMJHL	72	52	47	99	117	-	-	-	-	-	15	12	6	18	30
2000-01	Rouyn-Noranda	QMJHL	25	13	14	27	56	-	-	-	-	-	9	2	6	8	22
	Hull	QMJHL	38	31	32	63	62	-	-	-	-	-	-	-	-	-	-
2001-02	Grand Rapids	AHL	70	11	16	27	74	-	-	-	-	-	-	-	-	-	-
2002-03	Binghamton	AHL	67	19	16	35	101	-	-	-	-	-	10	1	0	1	10
2003-04	Hartford	AHL	16	6	3	9	13	-	-	-	-	-	16	3	4	7	28
	Binghamton	AHL	59	19	23	42	79	-	-	-	-	-	-	-	-	-	-
2004-05	Hartford	AHL	78	32	22	54	128	-	-	-	-	-	6	3	3	6	23
2005-06	NY Rangers	NHL	1	0	0	0	0	-1	0	0	0	0	-	-	-	-	-
	Hartford	AHL	73	36	31	67	102	-	-	-	-	-	13	7	9	16	17
2006-07	CAPITALS	NHL	9	2	2	4	2	-4	0	0	0	11	-	-	-	-	-
	Hershey	AHL	67	42	28	70	82	-	-	-	-	-	19	4	7	11	27
2007-08	Chicago	AHL	44	19	22	41	47	-	-	-	-	-	-	-	-	-	-
	Hershey	AHL	24	14	13	27	30	-	-	-	-	-	5	3	1	4	2
2008-09	CAPITALS	NHL	12	1	1	2	10	4	0	0	1	20	-	-	-	-	-
	Hershey	AHL	69	*60	37	*97	84	-	-	-	-	-	-	-	-	-	-
CAPITALS TOTALS			21	3	3	6	12	E	0	0	1	31	-	-	-	-	-
NHL TOTALS			22	3	3	6	12	-1	0	0	1	31	-	-	-	-	-

AHL First All-Star Team (2009) • Les Cunningham Award (AHL MVP, 2009) • John B. Sollenberger Trophy (AHL leading scorer, 2009) • Willie Marshall Award (AHL leading goal scorer, 2009)

CAREER HIGHLIGHTS

First NHL Game: 3/25/06 (NYR 3 at TB 4)
 First NHL Goal: 3/16/07 (WSH 5 vs TOR 1, Raycroft)
 First NHL Assist: 3/16/07 (WSH 5 vs TOR 1)
 Most Goals in a Game: 1 (3 times, last: 12/10/08, WSH 3 vs BOS 1)
 Most Assists in a Game: 1 (3 times, last: 12/13/08, WSH 2 at MTL 1)
 Most Points in a Game: 2 (3/16/07, WSH 5 vs TOR 1, 1G-1A)
 Most Shots in a Game: 3 (4 times, last: 12/23/08, WSH 5 at NYR 4 OT)
 Most PIM in a Game: 4 (2 times, last: 3/12/09, WSH 2 at PHI 1)
 Most Ice Time in a Game: 14:22 (12/23/08, WSH 5 at NYR 4 OT)
 Longest Goal Streak: 2 (3/16/07-3/18/07, 2G)
 Longest Assist Streak: 1 (3 times, last: 12/13/08, 1A)
 Longest Point Streak: 2 (3/16/07-3/18/07, 2G-1A)
 Penalty Shots: 0/1
 Shootouts: None

DID YOU KNOW?

Alexandre Giroux's 75 AHL goals in 2008-09 (regular season and playoff) were the most in league history in a single season.

ALEXANDRE GIROUX

An eighth-year pro who set an AHL-record with a goal in 15 straight games for Hershey last season ... Became the fifth player in AHL history to score 60 goals, setting an AHL record for goals by a left wing.

2008-09

Played a career-high 12 games with the Capitals, recording a goal and an assist ... His goal was the GWG 12/10 vs. BOS and he was named the game's No. 2 star ... Also drew a penalty shot in that game, but did not score ... Had at least one shot on goal in 11 of his 12 games ... Was +3 on 1/1 vs. TB ... Enjoyed a historic season with Hershey at the AHL level, leading the league in goals (60) and points (97) in 69 games ... Won the Les Cunningham Award as the AHL MVP ... A First-Team AHL All-Star ... Played for the Canadian team in the AHL All-Star game ... Set an AHL record for goals by a left wing ... The fifth player in league history and first in Hershey history to score 60 goals ... Scored goals in 15 straight games from 11/26—1/18, breaking Brett Hull's AHL record for the longest goal-scoring streak ... Set a Hershey record with points in 23 straight games (11/15—1/30) ... His 75 goals (regular season and playoff) were the most in AHL history ... Led the AHL with 22 PPGs ... Had 13 multiple-goal games, including a four-goal effort 1/4 at Worcester ... Had at least one shot on goal in every game he played for the Bears ... Finished tied for fifth on the team with a +23 rating ... Played in all 22 playoff games for Hershey and helped the Bears win the Calder Cup by leading the AHL in playoff goals (15), points (28) and PPGs (9) ... Tied for the league lead in playoff GWGs (4) with teammate Graham Mink ... Had at least a point in 18 of 22 playoff games and tallied at least a point (11g-8a) in the final 13 games ... Recorded a hat trick in Game 1 of the Calder Cup final at Manitoba.

Career

2007-08: Split the season between the AHL's Chicago and Hershey franchises ... Skated in 44 games for Chicago and recorded 41 points (19g-22a) ... Had 11 multiple-point games, which included a trio of three-point games ... Recorded five multiple-goal games ... Registered at least a point in six straight games from 11/7—11/17 ... Traded to Hershey for Joe Motzko on 2/26 ... Played in 24 games for Hershey and had 27 points (14g-13a) ... Had a goal and an assist in his first game back with Hershey (2/27) ... Tallied at least one point in 16 of his 24 games with the Bears ... Scored two goals and had two assists at Philadelphia (3/14) ... Had a hat trick vs. Lowell (3/23) ... Registered four points (2g-2a) vs. Bridgeport (4/5) ... Ranked tied for second on the team with four points (3g-1a) in five playoff games. **2006-07:** Played in nine games for Washington and 67 for Hershey ... Had four points (2g-2a) in Washington ... Scored his first NHL goal and recorded his first NHL assist vs. TOR (3/16) ... Scored the following game against TB (3/18) ... Led Hershey in points (70) and goals (42) ... Was second in the league in goals ... His 28 assists ranked tied for sixth on the team ... His 16 PPGs ranked tied for fifth in the league and his four SHGs were tied for sixth ... Recorded 18 multiple-point games, including five three-point games ... Had a nine-game point streak from 11/11—11/29, which included a hat trick on 11/26 against Wilkes-Barre/Scranton ... Tallied 11 points (4g-7a) in 19 playoff games, as Hershey advanced to the Calder Cup final. **2005-06:** Made his NHL debut on 3/26 at TB for the NYR ... Played 73

games for Hartford (AHL) ... Finished third on the team in scoring with 67 points (36g-31a) ... Led the team in goals ... Led the team and was tied for the AHL lead with six SHGs ... Had 19 multiple-point games including two hat tricks ... Had a 10-game point streak from 11/5—11/25 (10g-5a) ... Led the team with 16 points (7g-9a) in 13 playoff games ... His four PPGs were a team high ... Had an 11-game point streak from 4/19—5/7 (7g-9a) ... Scored the series winning goal on 4/29 in Game 7 of Atlantic Division Semifinals vs. Manchester. **2004-05:** Skated in 78 games for Hartford, registering 54 points (32g-22a), along with 128 PIM ... Led Hartford in goals and points and tied for fourth with a +15 rating ... Registered team's first hat trick since 3/30/03 on 12/4 at Worcester (3g-1a) ... Tied Wolf Pack season high with four-game goal streak from 1/7—1/12 (5g) ... Notched his second four-point game of the season on 1/7 vs. Portland (2g-2a) ... Registered a seven-game scoring streak from 3/26—4/10, registering seven points (4g-3a) over the span ... Reached 30-goal mark with a PPG on 4/6 at Worcester ... Ranked tied for second on the team in playoff scoring with six points (3g-3a) in six games. **2003-04:** Acquired by NYR from OTT on 3/9 ... Skated in a combined 75 AHL games with Binghamton and Hartford, registering 51 points (25g-26a) and 92 PIM ... Ranked second on Binghamton in each of the major offensive categories at the time of his trade ... Tallied nine points (6g-3a) in 16 games with Hartford. **2002-03:** Appeared in 67 games in Binghamton ... Was fifth on the team in goals (19) and tied for sixth in points (35) ... Registered 101 PIM ... Tallied one goal and 10 PIM in 10 playoff games. **2001-02:** Skated in 70 games with Grand Rapids (AHL) during his first professional season, registering 27 points (11g-16a) and 74 PIM.

Junior Career

2000-01: Split the season with Hull and Rouyn-Noranda (QMJHL), skating in 63 games and registering 90 points (44g-46a) and 118 PIM ... Tallied eight points (2g-6a) and 22 PIM in nine playoff games with Rouyn-Noranda ... Tied for fourth on the team in playoff scoring with eight points and tied for first with 22 PIM. **1999-00:** Tallied 99 points (52g-47a) and 117 PIM in 72 games for Hull ... Ranked first on the team in goals (52), second in points (99) and third in assists (47) ... Had 18 points (12g-6a) in 15 playoff games ... Led the team in playoff goals. **1998-99:** Appeared in 67 games with Hull, tallying 37 points (15g-22a) and 124 PIM ... Seventh on the team in points ... Collected two goals and two assists in 22 playoff games.

NHL Transactions

Selected by Ottawa in the seventh round, 213th overall, in the 1999 Entry Draft ... Traded to the New York Rangers by Ottawa with Karel Rachunek for Greg de Vries on March 9, 2004 ... Signed as a free agent by Washington, July 14, 2006 ... Signed as a free agent by Atlanta, July 13, 2007 ... Traded to Washington by Atlanta for Joe Motzko on Feb. 26, 2008.

Personal

Supports the Garth Brooks Teammates for Kids Foundation ... Enjoys fishing, golf, tennis and watching movies ... Favorite athletes are Roger Federer and Tiger Woods ... Considers poutine, a popular Quebec dish, his guilty pleasure.



JOSH GODFREY

73

Defense • Height: 6'1" • Weight: 202 • Shoots: Right

Born: Jan. 15, 1988 (Collingwood, Ontario)

Drafted: Washington's second-round choice, 34th overall, in the 2007 Entry Draft

CAREER STATISTICS														Playoffs				
Regular Season																		
Year	Team	League	GP	G	A	Pts	PIM	+/-	PP	SH	GW	S		GP	G	A	Pts	PIM
2004-05	Guelph	OHL	18	0	4	4	9	-	-	-	-	-		1	0	0	0	0
2005-06	Guelph	OHL	33	2	8	10	38	-	-	-	-	-		-	-	-	-	-
	Sault Ste. Marie	OHL	30	6	5	11	26	-	-	-	-	-		1	0	1	1	0
2006-07	Sault Ste. Marie	OHL	68	24	33	57	80	-	-	-	-	-		13	9	5	14	18
2007-08	Sault Ste. Marie	OHL	60	17	34	51	61	-	-	-	-	-		14	5	1	6	20
	Hershey	AHL	-	-	-	-	-	-	-	-	-	-		1	0	0	0	0
	Canada	WJC	7	0	5	5	8	-	-	-	-	-		-	-	-	-	-
2008-09	Hershey	AHL	13	0	6	6	21	6	-	-	-	12		-	-	-	-	-
	South Carolina	ECHL	37	5	20	25	30	6	3	1	1	118		6	1	3	4	10

2008-09

Split the season between Hershey (AHL) and South Carolina (ECHL) ... Registered six assists and 21 PIM in 13 games with Hershey ... Recorded two assists on 11/16 vs. Binghamton and 11/29 vs. Philadelphia ... Was +5 vs. Binghamton (11/16) ... Registered 25 points (5g-20a) and 30 PIM in 37 games with South Carolina ... Registered six multiple point games during the season... Recorded three points (1g-2a) on 2/3 at Florida ... Tied a season-high three points with three assists on 3/13 vs. Gwinnett ... Put together a four-game point streak with six points (1g-5a) from 3/13—3/22 ... Had a +3 rating and added an assist on 3/20 vs. Mississippi ... Added a goal and three assists in the ECHL playoffs, appearing in six games as South Carolina won the Kelly Cup.

Junior Career

2007-08: Played in 60 games for Sault Ste. Marie (OHL) and recorded 51 points (17g-34a) ... Third among OHL defensemen in goals and eighth in points ... Ranked sixth on the team in points and fourth in assists ... Led the team with a +31 rating ... Second on the roster with 14 PPGs ... Won the Mike Desjardins Memorial Trophy as the Greyhounds' best defenseman for the second year in a row ... Played in the OHL All-Star Game ... Had a season-long eight-game point-scoring streak from 9/22—10/12 (6g-7a) ... Had two four-point games against Sarnia (2g-2a on 12/9 and 1g-3a on 2/27) ... Notched two goals and an assist on 1/17 at Niagara ... Recorded six points (5g-1a) in 14 playoff games ... Tied for third among OHL defensemen in playoff goals ... Made his professional debut, playing one playoff game with Hershey ... Was +2 with two shots at Wilkes-Barre/Scranton (4/25) ... Represented Canada in the Canada-Russia Super Series and the World Junior Championship. **2006-07:** Appeared in all 68 games with Sault Ste. Marie ... Led all OHL defensemen and ranked fourth on the team in goals with 24 ... Ranked third on the team in both assists (33) and points (57) ... Point total was tied for

fifth among league defensemen ... His 17 PPGs were second-most on the team ... Presented with the Mike Desjardins Memorial Trophy as the team's best defenseman ... Represented the OHL in the 2006 Canada-Russia Challenge and played in the OHL Classic All-Star Game ... Recorded the hardest shot in the OHL Skills Competition at 99.3 miles per hour ... Scored six goals in four games from 11/22—11/28 ... Recorded three three-point games: 11/ 28 vs. Sudbury (2g-1a), 1/19 vs. Plymouth (1g-2a) and 2/10 at Erie (1g-2a) ... Notched 14 points in Sault Ste. Marie's 13 playoff games (9g-5a). **2005-06:** Split the season between Guelph (33 games) and Sault Ste. Marie (30 games) in the OHL ... Recorded a total of eight goals and 21 points for the season ... Had three two-point games, two with Guelph and one with Sault Ste. Marie ... Played in one playoff game with Sault St. Marie and recorded one assist. **2004-05:** Appeared in 18 games with the Guelph Storm ... Recorded four assists ... Played in one playoff game.

International Career

Won gold with Team Canada at the 2008 World Junior Championship ... Posted five assists and a +2 rating in seven games ... Led all Canada defensemen in points and shared the team lead in assists with Steven Stamkos ... Teammate of Karl Alzner ... Also represented Canada in the 2007 Canada-Russia Super Series.

NHL Transactions

Selected by Washington in the second round, 34th overall, in the 2007 Entry Draft

Personal

Supports the Children's Miracle Network ... Enjoys golfing, working out and spending time at the beach ... Favorite hockey memory was winning the 2008 World Junior Championship ... Grew up a fan of Doug Gilmour and the Toronto Maple Leafs.



ANDREW GORDON

63

Right Wing • Height: 6'0" • Weight: 194 • Shoots: Right

Born: Dec. 13, 1985 (Halifax, Nova Scotia)

Drafted: Capitals' seventh-round choice, 197th overall, in the 2004 Entry Draft

vs. the NHL

	GP	G	APts	PIM
NYR	1	0	0	0

CAREER STATISTICS Regular Season

Year	Team	League	GP	G	A	Pts	PIM	+/-	PP	SH	GW	S	GP	G	A	Pts	PIM
2002-03	Notre Dame	SJHL	58	20	27	47	12	-	-	-	-	-	-	-	-	-	-
2003-04	Notre Dame	SJHL	55	20	44	64	12	-	-	-	-	-	-	-	-	-	-
2004-05	St. Cloud State	WCHA	38	9	8	17	6	-	-	-	-	-	-	-	-	-	-
2005-06	St. Cloud State	WCHA	42	20	20	40	22	-	-	-	-	-	-	-	-	-	-
2006-07	St. Cloud State	WCHA	40	22	23	45	16	-	-	-	-	-	-	-	-	-	-
2007-08	Hershey	AHL	58	16	35	51	39	-	-	-	-	-	5	3	2	5	2
	South Carolina	ECHL	11	8	6	14	6	-	-	-	-	-	9	5	3	8	8
2008-09	CAPITALS	NHL	1	0	0	0	0	E	0	0	0	1	-	-	-	-	-
	Hershey	AHL	80	21	24	45	47	-	-	-	-	-	22	6	4	10	0
NHL TOTALS			1	0	0	0	0	E	0	0	0	1	-	-	-	-	-

Playoffs

WCHA First All-Star Team (2007)

CAREER HIGHLIGHTS

First NHL Game: 12/23/08 (WSH 5 at NYR 4 OT)

Most Shots in a Game: 1 (12/23/08, WSH 5 at NYR 4 OT)

Most Ice Time in a Game: 7:12 (12/23/08, WSH 5 at NYR 4 OT)

2008-09

Made his NHL debut 12/23 at NYR, skating 7:12 and putting one shot on goal ... Was recalled to Washington for the Capitals' next game as well, but did not play ... Established a new AHL career high with 21 goals for Hershey and had 45 points ... One of two Hershey players to play in all 80 games ... Tied for sixth on the team in goals and seventh in points ... Recorded back-to-back two-goal games (1/31 vs. Norfolk and 2/6 at Philadelphia) ... Recorded 10 points (6g-4a) in 22 playoff games, tied for third on the team in goals and tied for sixth in points ... Had multiple-point games in Game 1 of each of the first two series: 4/16 at Philadelphia (1g-1a) and 5/2 vs. Wilkes-Barre/Scranton ... Scored the first goal in the Calder Cup-clinching Game 6 at Manitoba (6/12).

Career

2007-08: Skated in 58 games for Hershey and in 11 for South Carolina (ECHL) ... Ranked third in Hershey and tied for fourth among AHL rookies with 51 points (16g-35a) ... Tied for second on the team and fifth among AHL rookies in assists ... Had at least one point in seven straight games from 12/19—12/31 ... Had hat tricks 1/12 vs. Lake Erie and 2/6 vs. Portland ... Recorded 14 multiple-point games during the season ... Had two points in each of his final four regular-season games ... Led Hershey with five points (3g-2a) in five playoff games ... Had 14 points (8g-6a) in 11 games for South Carolina ... Registered five points (2g-3a) vs. Mississippi (11/11) ... Scored a goal in four straight games (11/27—12/1) before being recalled to Hershey ... Had eight points (5g-3a) in nine playoff games for South Carolina.

College/Junior Career

Ended his three-year collegiate career at St. Cloud State (WCHA) tied for fourth

in school history with 2.62 shots per game and sixth in shots with 315 ... His 23 career PPGs tied him for the fifth-most in school history and his +29 career rating tied for 10th. **2006-07:** Named a first-team All-WCHA selection ... Ranked second on the team with 45 points, and led the team with 22 goals ... His 22 goals tied for second in the WCHA ... His 12 PPGs ranked second in the league and were the second-best single-season total in team history ... A three-time WCHA Player of the Week, he was also named the InsideCollegeHockey.com National Player of the Week (1/23) ... Named to the All-WCHA Academic Team. **2005-06:** Skated in 42 games and led the team with 20 goals and 40 points ... All-WCHA Academic selection ... Recorded a hat trick against Michigan Tech (2/24). **2004-05:** Saw action in 38 games ... Led SCSU freshmen with nine goals and 17 points ... Scored nine points in his first seven games. **2003-04:** Played in 55 games for Notre Dame (SJHL), tallying 20 goals and 44 assists ... Named Most Valuable Player in the 2004 SJHL All-Star Game. **2002-03:** Recorded 20 goals and 27 assists in 58 games for Notre Dame in the SJHL ... Played in the 2003 SJHL All-Star Game.

NHL Transactions

Selected by Washington in the seventh round, 197th overall, in the 2004 Entry Draft.

Personal

Family resides in Porters Lake, Nova Scotia ... Enjoys golfing ... Supports the Dartmouth Subways Jeff Smith Memorial Golf Tournament ... Top hockey memory is winning the 2009 Calder Cup.



BOYD GORDON

15

Right Wing • Height: 6'1" • Weight: 200 • Shoots: Right

Born: Oct. 19, 1983 (Unity, Saskatchewan)

Drafted: Capitals' first-round choice, 17th overall, in the 2002 Entry Draft

vs. the NHL

	GP	G	A	Pts	PIM
ANA	4	0	1	1	0
ATL	20	3	4	7	8
BOS	16	0	2	2	2
BUF	12	2	0	2	2
CAR	24	1	2	3	6
CAL	3	0	1	1	2
CHI	2	0	0	0	0
CBJ	4	0	0	0	4
COL	2	0	1	1	0
DAL	4	0	1	1	0
DET	2	0	0	0	0
EDM	2	0	2	2	0
FLA	23	0	0	0	0
LA	5	1	3	4	0
MIN	3	0	0	0	0
MTL	13	1	1	2	0
NJ	12	0	4	4	4
NYI	12	1	3	4	0
NYR	11	2	2	4	2
NSH	3	0	0	0	0
OTT	16	1	3	4	8
PHI	15	0	3	3	6
PHX	4	0	0	0	0
PIT	14	2	3	5	2
SJ	3	0	1	1	0
STL	4	0	1	1	0
TB	19	4	6	10	6
TOR	13	2	1	3	2
VAN	2	0	1	1	0

CAREER STATISTICS Regular Season

Year	Team	League	GP	G	A	Pts	PIM	+/-	PP	SH	GW	S	GP	G	A	Pts	PIM
1999-00	Red Deer	WHL	66	10	26	36	24	-	-	-	-	-	4	0	1	1	2
2000-01	Red Deer	WHL	72	12	27	39	39	-	-	-	-	-	22	3	6	9	2
2001-02	Red Deer	WHL	66	22	29	51	19	-	-	-	-	-	23	10	12	22	8
2002-03	Red Deer	WHL	56	33	48	81	28	-	-	-	-	-	23	8	12	20	14
	Canada	WJC	6	0	0	0	15	-	-	-	-	-	-	-	-	-	-
2003-04	CAPITALS	NHL	41	1	5	6	8	-9	0	0	0	42	-	-	-	-	-
	Portland	AHL	43	5	17	22	16	-1	0	0	2	90	7	2	1	3	0
2004-05	Portland	AHL	80	17	22	39	35	-20	7	1	3	183	-	-	-	-	-
2005-06	CAPITALS	NHL	25	0	1	1	4	-4	0	0	0	12	-	-	-	-	-
	Hershey	AHL	58	16	22	38	23	9	7	7	7	154	21	3	5	8	10
2006-07	CAPITALS	NHL	71	7	22	29	14	10	0	2	0	104	-	-	-	-	-
2007-08	CAPITALS	NHL	67	7	9	16	12	5	0	1	0	100	7	0	0	0	0
2008-09	CAPITALS	NHL	63	5	9	14	16	-4	0	1	2	69	14	0	3	3	4
NHL/CAPITALS TOTALS			267	20	46	66	54	-2	0	4	2	327	21	0	3	3	4

WHL East First All-Star Team (2003)

CAREER HIGHLIGHTS

First NHL Game: 10/9/03 (WSH 6 vs NYI 1)
First NHL Goal: 10/11/03 (WSH 3 vs ATL 4, Nurminen)
First NHL Assist: 10/9/03 (WSH 6 vs NYI 1)
Most Goals in a Game: 1 (20 times, last: 1/1/09, WSH 7 vs TB 4)
Most Assists in a Game: 2 (2 times, last: 1/17/08, WSH 5 vs EDM 4)
Most Points in a Game: 2 (10 times, last: 1/1/09, WSH 7 vs TB 4, 1G-1A)
Most Shots in a Game: 6 (2/15/07, WSH 2 at TB 3)
Most PIM in a Game: 2 (27 times, last: 2/26/09, WSH 4 vs ATL 3)
Most Ice Time in a Game: 24:12 (10/13/03, WSH 2 at TOR 3)
Longest Goal Streak: 2 (2 times, last: 12/30/08-1/1/09, 2G)
Longest Assist Streak: 2 (7 times, last: 11/15/08-11/19/08, 2A)
Longest Point Streak: 3 (2 times, last: 1/5/08-1/13/08, 1G-2A)
Penalty Shots: None
Shootouts: 1/4

DID YOU KNOW?

Boyd Gordon is the longest-tenured Capital on the Washington roster.

BOYD GORDON

2008-09

Recorded 14 points (5g-9a) in 63 GP ... Finished third on the team with a 56.1% faceoff percentage ... Averaged 3:39 of shorthanded ice time per game, third on the team ... Established a new career high with two GWGs ... Netted four of his five goals in the third period and five of his nine assists in the second period ... Finished tied for fourth on the team with five game-winning assists ... Caps went 12-0-1 when he recorded a point and 5-0-0 when he scored a goal ... Scored a SHG at BUF on 12/30 ... Had a goal and an assist two days later, 1/1 vs. OTT ... Missed the last 10 games of the season due to injury ... Played in all 14 Stanley Cup playoff games and had three assists ... Had an assist and was +1 in Game 5 and Game 6 in the ECQF series vs. NYR ... Had an assist and was +1 in Game 4 vs. PIT in ECSF.

Career

2007-08: Matched career high with seven goals in 67 games ... Finished ninth in the NHL with a 55.8% faceoff success rate ... Averaged 4:00 of penalty killing ice time per game, third among NHL forwards ... Tied for seventh on the team with a +5 rating ... Had 12 points (5g-7a) and a +6 rating in 45 games after returning from a fractured hand on 12/27 at PIT ... Recorded eight points (2g-6a) and was +5 in his first nine games back from injury ... Had one goal, one assist and a +2 rating 1/1 vs. OTT ... Posted points in three straight games from 1/5—1/13 (1g-2a) ... Played in his 200th NHL game at TB (3/27) ... Played in all seven ECQF games against PHI. **2006-07:** Established career highs in games (71), goals (7), assists (22) and points (29) in his first full NHL season ... His +10 rating led the team and was the best by a Capital since 2002-03 ... Ranked fifth on the team in points, fifth in assists and tied for seventh in goals ... Recorded two goals and four assists while shorthanded, ranking fourth in the NHL in shorthanded points and tied for second in shorthanded assists ... Finished fourth on the team in home scoring with 19 points (5g-14a) ... Team was 6-1-0 when he scored a goal and 15-5-4 when he recorded a point ... More than half of his points (4g-11a) came in the second period ... Had 20 of his 29 points (5g-15a) after 1/1 ... Had 11 points (3g-8a) against division foes ... Led Caps forwards (second on the team) with 3:58 of shorthanded ice time per game ... Led the team in faceoff percentage (52.0%), faceoffs (1,214) and faceoff wins (632) ... Posted his second career multiple-point game (1g-1a) and was +2 vs. NYR (11/11) ... Was +7, without a minus game, in a 16-game stretch from 11/28—12/30 ... Played in his 100th NHL game on 1/9 vs. PHI ... Posted an assist and was +2 in a season-high 22:44 of ice time 2/4 vs. NYI ... Posted two points (1g-1a) 2/8 vs. LA ... Had his first career two-assist game 2/24 at NJ ... Had seven points (3g-4a) in 13 games in March while skating an average of 17:22 ... Was +4 in the last 15 games of the season ... Scored four of his seven goals in the last 11 games of the season (4g-3a) ... Had goals in back-to-back games for the first time in his career 3/16 vs. TOR and 3/18 vs. TB ... Posted a goal and an assist and was +2 at ATL (4/4). **2005-06:** Played 104 total regular-season

and playoff games for Washington and Hershey (AHL), tied with Brooks Laich for the most in the organization ... Had five stints with Washington, totaling 25 games ... Averaged 5:06 of penalty killing time per game with the Capitals, second-best in the NHL ... Had 38 points (16g-22a) in 58 regular season games for Hershey ... Ranked third among the Bears with a +9 rating ... Played all 21 playoff games for the Bears in their run to the Calder Cup ... Scored the only goal in Game 1 of Hershey's first-round playoff series against Norfolk. **2004-05:** The only player to appear in all 80 games for Portland (AHL) ... Tied for third on the team in scoring with 39 points ... Ranked third on the team in assists (22) and tied for third in goals (17) ... Tied for second on the team with seven PPGs ... Scored the game-tying and game-winning goals against Bridgeport (12/18). **2003-04:** Appeared in 41 games for the Caps, tallying one goal and five assists, and 43 games for Portland, scoring five goals and 17 assists ... Started the season with Washington, making his NHL debut vs. NYI on 10/9, recording an assist ... Scored his first NHL goal and added an assist vs. ATL (10/11) ... Sent to Portland on 1/10 ... Recalled by the Capitals for one game on 3/16 and reassigned to Portland ... In seven playoff games for Portland, registered two goals and an assist.

Junior Career

Enjoyed a stellar four-year career with the Red Deer Rebels in the WHL, recording 207 points (77g-130a) in 260 GP. **2002-03:** Tallied 33 goals and 48 assists in 56 games with Red Deer ... Ranked second on the team in goals, assists and points (81) ... Helped Red Deer to the WHL finals, recording eight goals and 12 assists in 23 playoff games ... Led the team in playoff goals and tied for the lead in points (20) while ranking third in assists. **2001-02:** Played in 66 games for Red Deer, recording 22 goals and 29 assists ... In 23 playoff games, tallied 10 goals and 12 assists ... Ranked third on the team in playoff goals and tied for first in playoff assists, tying for second in playoff points. **2000-01:** Played in all 72 games for Red Deer, scoring 12 goals and adding 27 assists ... In 22 playoff games, notched three goals and six assists as Red Deer won the WHL playoff title and captured the Memorial Cup.

International

Represented Canada in the 2003 World Junior Championship, earning a silver medal.

NHL Transactions

Selected by the Capitals in the first round, 17th overall, in the 2002 Entry Draft.

Personal

Lists baseball as his favorite sport other than hockey and soccer player Wayne Rooney as his favorite athlete ... Favorite movie is "Gladiator."



MIKE GREEN

52

Defense • Height: 6'1" • Weight: 204 • Shoots: Right
 Born: Oct. 12, 1985 (Calgary, Alberta)
 Drafted: Capitals' first-round choice, 29th overall, in the 2004 Entry Draft

vs. the NHL

	GP	G	A	Pts	PIM
ANA	2	1	1	2	0
ATL	21	5	9	14	8
BOS	11	2	4	6	6
BUF	12	1	3	4	10
CAR	22	5	6	11	22
CAL	3	0	2	2	4
CHI	2	0	0	0	2
CBJ	2	0	0	0	2
COL	3	1	0	1	0
DAL	2	0	2	2	4
DET	2	1	1	2	4
EDM	3	2	1	3	2
FLA	22	4	5	9	20
LA	2	1	1	2	4
MIN	2	0	1	1	0
MTL	10	1	8	9	14
NJ	10	3	3	6	10
NYI	13	2	5	7	6
NYR	10	5	4	9	14
NSH	3	0	2	2	0
OTT	13	5	9	14	10
PHI	14	2	3	5	10
PHX	2	0	0	0	0
PIT	13	0	5	5	10
STL	2	2	0	2	0
TB	23	7	11	18	12
TOR	15	1	5	6	6
VAN	3	1	1	2	6

CAREER STATISTICS Regular Season

Year	Team	League	GP	G	A	Pts	PIM	+/-	PP	SH	GW	S	GP	G	A	Pts	PIM
2000-01	Calgary	WHL	36	4	23	27	34	-	-	-	-	-	-	-	-	-	-
	Saskatoon	WHL	7	0	2	2	0	-	-	-	-	-	-	-	-	-	-
2001-02	Saskatoon	WHL	62	3	20	23	57	-	-	-	-	-	7	0	1	1	2
2002-03	Saskatoon	WHL	72	6	36	42	70	-	-	-	-	-	6	0	2	2	6
2003-04	Saskatoon	WHL	59	14	25	39	92	-	-	-	-	-	-	-	-	-	-
2004-05	Saskatoon	WHL	67	14	52	66	105	-	-	-	-	-	4	0	0	0	6
2005-06	CAPITALS	NHL	22	1	2	3	18	-8	0	0	0	13	-	-	-	-	-
	Hershey	AHL	56	9	34	43	79	-	-	-	-	-	21	3	15	18	30
2006-07	CAPITALS	NHL	70	2	10	12	36	-10	0	0	0	68	-	-	-	-	-
	Hershey	AHL	12	3	5	8	26	-	-	-	-	-	19	7	9	16	38
2007-08	CAPITALS	NHL	82	18	38	56	62	6	8	0	4	234	7	3	4	7	15
2008-09	CAPITALS	NHL	68	31	42	73	68	24	18	1	4	243	14	1	8	9	12
NHL/CAPITALS TOTALS			242	52	92	144	184	12	26	1	8	558	21	4	12	16	27

WHL East First All-Star Team (2005) • AHL All-Rookie Team (2006) • NHL First All-Star Team (2009)

CAREER HIGHLIGHTS

First NHL Game: 10/12/05 (WSH 2 at CAR 7)
 First NHL Goal: 2/3/06 (WSH 4 vs TOR 1, Belfour)
 First NHL Assist: 3/4/06 (WSH 2 at ATL 3)
 Most Goals in a Game: 2 (8 times, last: 4/1/09, WSH 5 vs NYI 3)
 Most Assists in a Game: 3 (2/1/09, WSH 7 vs OTT 4)
 Most Points in a Game: 4 (2/1/09, WSH 7 vs OTT 4, 1G-3A)
 Most Shots in a Game: 10 (3/24/09, WSH 2 at TOR 3)
 Most PIM in a Game: 4 (18 times, last: 3/21/09, WSH 1 at CAR 4)
 Most Ice Time in a Game: 34:05 (10/18/08, WSH 3 vs NJ 4 (SO))
 Multiple-Point Games: 24 (4/9/09, WSH 4 at TB 2, 1G-2A)
 Longest Goal Streak: 8 (1/27/09-2/14/09, 10G)
 Longest Assist Streak: 5 (1/31/09-2/7/09, 7A)
 Longest Point Streak: 8 (1/27/09-2/14/09, 10G-7A)
 Penalty Shots: None
 Shootouts: 0/3

DID YOU KNOW?

Last season Mike Green became the seventh NHL defenseman to score 30 goals in a season and the first to do so while playing fewer than 70 games.

MIKE GREEN

2008-09

Finished second in the voting for the Norris Trophy and was the top vote-getter among defensemen on the NHL First All-Star Team ... Third on the team in goals (31) and fourth in points (73) and assists (42) ... Led all defensemen and ranked seventh in the NHL (minimum 20 GP) with 1.07 points per game ... Had eight more goals and nine more points than any other NHL defenseman despite missing 14 games due to injury ... Had the most goals by an NHL defenseman since former Capital Kevin Hatcher had 34 in 1992-93 ... Had the most points by an NHL defenseman since 2005-06 (Nicklas Lidstrom, 80) ... Point total ranked fourth in Capitals history for a defenseman ... Just the seventh defenseman in NHL history to score 30 goals in a season and the first to do it while playing fewer than 70 games ... At 23, the youngest defenseman with 30 goals since Paul Coffey in 1983-84 ... His eight-game goal streak (1/27—2/14) set an NHL record for a defenseman and matched the longest streak in the NHL since 1997-98 (Teemu Selanne, 11 games) ... Finished second on the team with a +24 rating ... Led the team and ranked seventh in the league in ice time (25:45) ... Led the team in ice time in 52 of his 66 games ... Fourth in the league with 18 PPGs, the Capitals record (and one shy of the NHL record) for PPGs by a defenseman ... His 1.07 points per game were the most by a defenseman since 1994-95 (Paul Coffey, 1.29) ... Second on the team and fourth among NHL defensemen with 243 shots ... Won the Espo Award as the best defenseman in the league from Phil Esposito on NHL Home Ice ... Voted the league's top defenseman by a panel of reporters assembled by USA Today ... Named to the Sporting News' All-NHL team by a vote of league coaches and executives ... Team went 43-16-7 with him in the lineup; 7-7-0 without him ... Team was 20-4-2 when he scored a goal and 33-5-4 when he registered a point ... Second on the team with 24 multiple-point games, including five two-goal games ... Shared the team lead with seven game-winning assists ... Scored three goals in three games vs. NYR ... Had six goals in six games vs. TB, his most goals vs. any one team ... Had 64 points (28g-36a) and a +23 rating in his last 56 games ... Finished second among all NHL players in February scoring (20 points in 13 GP); named the NHL's Second Star of the month ... Had the quickest back-to-back goals by one Capital on the season 0:52 on 10/10 at ATL ... Scored the GWG and added an assist 10/13 vs. VAN ... Led the team in blocked shots nine times, including a season-high six 1/6 vs. PHI ... Scored the GWG and added another goal and an assist 2/7 vs. FLA ... Played in all 14 Stanley Cup playoff games against NYR and PIT, recording nine points (1g-8a) ... Tied for fifth among NHL defensemen with nine points through two rounds ... Recorded a four-game assist streak (4a) from 5/4—5/9.

Career

2007-08: Posted 56 points (18g-38a) in 82 games and was one of four Capitals to play in every game ... Finished first among Caps defensemen, third on the team and seventh among NHL defensemen in scoring ... Paced NHL defensemen and ranked fourth on the team with 18 goals ... The youngest defenseman (22) to lead the NHL in goals in 25 years, since Paul Coffey ... With Alex Ovechkin, part of the first pair of teammates to lead the NHL in overall goals and goals by a defenseman since Mario Lemieux and Coffey in 1988-89 ... Named a Sporting News First-Team All-Star in a vote of his peers ... Finished seventh in the voting for the Norris Trophy ... Second on the team and third among NHL defensemen with 234 shots ... Averaged team-high 23:38 TOI, including leading the team in ice time in 33 of the team's final 53 games ... Third-best on the team with eight PPGs ... Tied for second with four GWGs ... Posted 62 PIM (sixth on team) ... Recorded 32 points at home (10g-22a) and 24 points (8g-14a) away from Verizon Center ... Posted 23 points (8g-15a) on the power play ... Washington was 28-7-2 when Green recorded a point, 11-4-0 when he scored a goal ... Recorded five points (3g-2a) in overtime ...

MIKE GREEN'S GOAL STREAK

Mike Green scored in eight consecutive games in 2008-09 to set the record for an NHL defenseman. The streak started with the first game after the NHL All-Star Game.

Date	Opponent	G	A	Shots	Notes
1/27	at Boston	1	0	8	2:08 of 1st
1/31	Detroit	1	1	2	17:19 of 2nd
2/1	Ottawa	1	3	4	PPG, 9:43 of 1st
2/3	at New Jersey	1	1	1	PPG, 5:58 of 1st
2/6	Los Angeles	1	1	4	PPG, 1:43 of 2nd
2/7	Florida	2	1	3	PPG, 0:43 of 3rd; SH/ENG, 18:47 of 3rd
2/11	at NY Rangers	2	0	4	10:32 of 2nd; 19:02 of 2nd
2/14	at Tampa Bay	1	0	3	PPG, 5:33 of 2nd
TOTALS		10	7	29	5 PPG, 1 SHG



Scored season-best 14 points (6g-8a) in January ... Recorded three multiple-goal games and 16 multiple-point games ... Posted 15 goals and 49 points in 61 games under Bruce Boudreau ... Established the Caps single-season record for OT goals (3) and the Caps career record for OT goals by a defenseman (3) ... Recorded the most points for a Caps defenseman since Sergei Gonchar's 49 in 2003-04 and the most goals since Gonchar had 18 in 2002-03 ... Played in his 100th NHL game vs. TB (10/24) ... Posted a pair of goals at STL (10/27) ... Notched goals in back-to-back games (11/23—11/24) ... Scored two goals against ATL (12/8) ... Recorded three points (1g-2a), including game-winning goal vs. NYR (12/12) ... Tallied a pair of goals and added an assist at OTT (1/1) ... Scored game-winner and added two assists at MTL (1/5) ... Recorded six points (3g-3a) in four games (1/13—1/19) ... Tallied a pair of assists vs. MTL (1/31) ... Recorded 11 points in 13 games from 2/6—3/3, helping Washington post a 6-4-3 record in that span ... Posted team-high 33:59 TOI (2/20 vs. TB) ... Notched a pair of assists vs. CGY (3/12) ... Wrapped up the regular season on a five-game point streak, netting seven points from 3/27—4/5 ... Posted two assists in consecutive games (4/1—4/3) ... Played in all seven ECQF games against PHI, recording seven points (3g-4a) and 15 PIM ... Scored two third-period goals in Game 1 ... Had points in three straight games in Games 3-5 (1g-4a) ... Shared the league lead in goals and points by a defenseman in the first round ... Led the team and ranked fifth among NHL skaters in first-round ice time (26:58). **2006-07:** Played 70 games in his first full NHL season and recorded 12 points (2g-10a) with 15:29 of average ice time ... Tied for fourth

MIKE GREEN

in points among defensemen ... Posted nine of his 12 points at home (1g-8a) and was +3 ... Recorded six of his 10 assists on the power play ... Eight of his 12 points came in the first period (1g-7a) ... Scored his goals in back-to-back games, 10/21 vs. TB and 10/25 at COL ... Recorded game-winning assist vs. DAL (11/30) ... Was the lone rookie defenseman on the Eastern Conference NHL YoungStars team, posting three assists and a +2 rating ... Played in 12 regular-season games for Hershey (AHL) with three goals and five assists ... Finished with a +8 rating for Hershey ... Posted 16 points (7g-9a) in 19 playoff games with Hershey ... Led all defensemen and tied for 16th in the league in playoff scoring ... Tied for second on Hershey in playoff goals and tied for third in playoff points. **2005-06:** Made his NHL debut on his 20th birthday, 10/12 at CAR ... Averaged nearly 15 minutes per game (14:53) in 22 appearances for the Capitals ... Recorded his first career goal, Washington's first of the game, in a 4-1 win vs. TOR (2/3) ... Posted assists in back-to-back games 3/4 at ATL and 3/6 vs. NYI ... Finished with an even plus/minus rating in his 11 games with Washington from 1/31—3/8 ... Named to the AHL All-Rookie Team for his efforts in Hershey, the first Capitals prospect ever to earn that honor ... Led AHL rookie defensemen and ranked 11th among all AHL defensemen with 43 points (9g-34a) in 56 games ... Finished seventh on Hershey in scoring ... Had three PPGs and two GWGs for the Bears ... Was named the CCM Vector AHL Player of the Week for the week ending 4/16 ... Played all 21 games in Hershey's run to the Calder Cup ... Recorded 18 points in the playoffs (3g-15a), which ranked 11th among AHL players, second among rookies and second among defensemen ... Led Hershey defensemen in playoff scoring and was fourth on the team.

International Career

Participated in Canada's Olympic Orientation Camp in August. **2008:** Represented Canada in the 2008 World Championship and led the tournament in scoring by a defenseman with 12 points (4g-8a) ... Helped guide Canada to a second-place finish ... Was named to the all-tournament team.

Junior Career

Had 172 points (37g-135a) in his 267-game WHL career. **2004-05:** Played in 67 games for Saskatoon (WHL), where he led all defensemen and finished tied for 19th in the league in scoring with 66 points (14g-52a) ... Made the WHL East First All-Star Team ... His 52 assists were tied for third in the league and his plus/minus rating of +36 was tied for fourth in the league ... Had 105 PIM and led the Blades to a 37-23-6-6 record, good for second in the East Division. **2003-04:** Led the team in assists (25) and was second in goals (14) and points (39) in 59 GP ... Led Saskatoon defensemen in scoring. **2002-03:** Second among Blades defensemen with 42 points (6g-36a). **2001-02:** Played 62 games as a WHL rookie, recording 23 points (3g-20a). **2000-01:** First joined the Blades for seven games as a 15-year-old, recording two assists.

NHL Transactions

Selected by Washington in the first round, 29th overall, in the 2004 Entry Draft.

Personal

Enjoys golf ... Favorite sport is Ultimate Fighting ... Favorite athletes are UFC's Chuck Liddell and motocross star Travis Pastrana ... Launched Green's Gang in 2008, in which he purchases seven season tickets to Capitals home games and donates them to area youth through Most Valuable Kids ... Supports the Children's Inn at the National Institute of Health and the Garth Brooks Teammates for Kids Foundation ... Was the focus of a half-hour long program, "A Day in the Life", that aired on NHL Network in March 2009 ... His penthouse condo was featured on the cover of Home & Design magazine and has been filmed for an episode of MTV Cribs.



ANTON GUSTAFSSON

94

Center • Height: 6'2" • Weight: 193 • Shoots: Left

Born: Feb. 25, 1990 (Karlskoga, Sweden)

Drafted: Capitals' first-round choice, 21st overall, in the 2008 Entry Draft

CAREER STATISTICS

Regular Season

Playoffs

Year	Team	League	GP	G	A	Pts	PIM	+/-	PP	SH	GW	S	GP	G	A	Pts	PIM
2006-07	Frolunda U18	Swe.-U18	8	3	4	7	8	-	-	-	-	-	6	3	1	4	2
	Frolunda Jr.	Swe.-Jr.	26	5	3	8	24	-	-	-	-	-	8	0	0	0	8
2007-08	Frolunda U18	Swe.-U18	1	0	1	1	2	-	-	-	-	-	-	-	-	-	-
	Frolunda Jr.	Swe.-Jr.	33	15	17	32	55	-	-	-	-	-	2	1	0	1	2
	Frolunda	Sweden	1	0	0	0	0	-	-	-	-	-	-	-	-	-	-
2008-09	Bofors	Sweden	25	6	4	10	22	-	-	-	-	-	-	-	-	-	-
	Frolunda	Swe.-Jr.	2	0	0	0	4	-	-	-	-	-	5	3	4	7	8

2008-09

Spent most of the regular season with Bofors in Sweden, recording 10 points (6g-4a) in 25 games ... Tied for eighth on the team in goals and 12th in points ... Had more than a point per game for Frolunda juniors in the playoffs, with seven points (3g-4a) in five games.

Career

2007-08: His Frolunda junior team won Sweden's SuperElit championship for the second year in a row ... Averaged nearly a point per game with 15 goals and 17 assists in 33 games ... Also appeared for Frolunda's top team and its under-18 team. **2006-07:** Split the season between Frolunda's junior team and under-18 team ... Posted eight points (5g-3a) in 26 games with the junior team, which won the SuperElit championship.

NHL Transactions

Capitals' first-round choice , 21st overall, in the 2008 Entry Draft.

Personal

Father, Bengt, played 629 games for Washington from 1979-89, recording 196 goals and 359 assists (555 points) ... Bengt ranks fifth all-time in Capitals points, fifth in goals and sixth in assists ... Anton's hockey hero is former Capital Sergei Fedorov ... Played soccer growing up and his favorite athlete is Swedish soccer star Zlatan Ibrahimovic of Barcelona ... Favorite hockey memory is watching Sweden win Olympic gold in 1994 and 2006.



JAKE HAUSWIRTH

77

Center • Height: 6'5" • Weight: 209 • Shoots: Left
 Born: Feb. 16, 1988 (Merrill, Wisc.)
 Acquired: Signed as a free agent, May 26, 2009

CAREER STATISTICS

			Regular Season											Playoffs				
Year	Team	League	GP	G	A	Pts	PIM	+/-	PP	SH	GW	S		GP	G	A	Pts	PIM
2006-07	Marquette	NAHL	55	21	19	40	74	-	-	-	-	-		-	-	-	-	-
2007-08	Omaha	USHL	57	13	10	23	36	16	-	-	-	-		13	2	4	6	10
2008-09	Omaha	USHL	58	28	24	52	22	16	-	-	-	-		3	1	0	1	0

2008-09

Played in 58 games for Omaha (USHL) ... Tied for first on the team and eighth in the league with 28 goals ... Added 24 assists to finish fourth on the team in points with 52 ... Registered 22 PIM; only one teammate played more games and had fewer PIM ... Led all forwards and was second on the team with a +16 rating ... Had five PPGs, two SHGs and three GWGs ... Was third on the team in shots (169) and first on the team in shooting percentage (16.6%) for any player that took more than 115 shots ... Scored against Fargo (10/3) in the season opener ... Registered a hat trick and a +3 rating vs. Des Moines (10/10) ... Had three points (2g-1a) at Fargo (11/7) ... Scored twice against Chicago (11/14) ... Tallied three points (1g-2a) vs. Fargo (1/23) ... Netted two goals vs. Sioux City (2/17) ... Recorded at least a point (5g-9a) in seven straight games from 2/25—3/13 ... Streak was highlighted by a +4 rating and three-point game at Chicago (3/13, 1g-2a) ... Had one goal in three playoff games.

Career

2007-08: Played in 58 games for Omaha as a rookie ... Had 23 points (13g-10a) ... Was +16 on a team that featured only one player with a minus rating ... Had two PPGs and one GWG ... Took 125 shots and had a conversion rate of 10.4% ... Began

the season with three straight +1 games ... Had two goals 11/24 vs. Tri-City ... Was +3 and had two points (1g-1a) vs. Ohio (12/15) ... Dished out three assists vs. Tri-City (2/12) and had two goals at Tri-City (2/15) ... Had six points (2g-4a) in 13 playoff games to help Omaha win the USHL championship ... Both of his goals came in the best-of-five championship series against Waterloo, scoring in Game 2 and Game 5 ... Second on the team with a +6 rating in the playoffs after recording a +5 rating against Waterloo. **2006-07:** Skated in 55 games for Marquette (NAHL) ... Tied for second on the team with 21 goals and for fourth on the team with 40 points ... Recorded 74 PIM.

NHL Transactions

Signed as a free agent by Washington, May 26, 2009.

Personal

Grew up a fan of the Detroit Red Wings ... Favorite athletes are second baseman Placido Polanco and third baseman Brandon Inge of the Detroit Tigers ... Top hockey memory is winning the 2008 USHL title in Omaha.



BRADEN HOLTBY

70

Goaltender • Height: 6'1" • Weight: 209 • Shoots: Left
 Born: Sept. 16, 1989 (Lloydminster, Saskatchewan)
 Drafted: Capitals' fourth-round choice, 93rd overall, in the 2008 Entry Draft

CAREER STATISTICS													Playoffs				
Regular Season																	
Year	Team	League	GP	W	L	O/T	MIN	GA	SO	GAA	SA	SPCT	GP	W	L	Min	GAA
2005-06	Saskatoon	WHL	1	0	1	0	59	4	0	4.07	53	.925	-	-	-	-	-
2006-07	Saskatoon	WHL	51	17	29	3	2725	146	0	3.21	1394	.895	-	-	-	-	-
2007-08	Saskatoon	WHL	64	25	29	0	3632	172	1	2.84	1875	.908	-	-	-	-	-
2008-09	Saskatoon	WHL	61	40	16	4	3571	156	6	2.62	1732	.910	7	3	4	414	2.32

2008-09

Played 61 games for Saskatoon (WHL), ranking second in the league in wins (40) and tied for third in shutouts (six) ... Named the WHL's Eastern Conference Goaltender of the Year and was a finalist for WHL Goaltender of the Year ... Finished eighth in the WHL with a 2.62 GAA and finished seventh with a .910 save percentage ... Had a 10-game winning streak from 1/13—2/8 and a nine-game winning streak from 10/4—10/28 ... Registered 159 minutes of shutout hockey from 12/27—1/3, including back-to-back shutouts ... Finished the playoffs with a 2.32 GAA and a .912 save percentage ... Allowed only one goal in three of his seven playoff games ... Joined Hershey at the end of the Blades' season and was a backup for one game in the Calder Cup run.

Career


2007-08: Played in 64 games for Saskatoon ... Finished 15th in the WHL with a .908 save percentage while facing the second-most shots of any goaltender (1,875) ... Ranked fourth among North American goaltenders in the 2008 NHL Entry Draft by Central Scouting. **2006-07:** Led Saskatoon with 17 wins... Recorded a four-game winning streak (12/15—1/5)... Ranked second among rookie goaltenders in the WHL with a 3.21 GAA. **2005-06:** Stopped 49 shots in his debut with Saskatoon.

NHL Transactions

Capitals' fourth-round choice, 93rd overall, in the 2008 Entry Draft.

Personal

His father, Greg, was a goaltender for the Saskatoon Blades and the University of Saskatoon ... Favorite player as a kid was Patrick Roy ... A baseball and golf fan who roots for the Toronto Blue Jays and New York Mets, as well as Tiger Woods and Mike Weir.



MILAN JURCINA

23

MEE-lan YEW-ree-nah

Defense • Height: 6'4" • Weight: 236 • Shoots: Right

Born: June 7, 1983 (Liptovsky Mikulas, Slovakia)

Drafted: Boston's eighth-round selection, 241st overall, in 2001 Entry Draft

Acquired: From the Boston Bruins in exchange for a fourth-round pick in the 2008 Entry Draft, Feb. 1, 2007

vs. the NHL

	GP	G	A	Pts	PIM
ANA	2	0	2	2	0
ATL	18	0	2	2	14
BOS	10	0	1	1	8
BUF	16	1	3	4	14
CAR	19	1	1	2	20
CAL	3	0	0	0	2
CHI	3	1	0	1	2
CBJ	4	0	0	0	2
COL	3	0	1	1	2
DAL	2	1	0	1	2
DET	2	0	1	1	0
EDM	1	0	0	0	0
FLA	19	0	2	2	10
LA	4	0	1	1	2
MIN	3	0	2	2	6
MTL	20	1	1	2	12
NJ	13	1	1	2	2
NYI	13	1	4	5	6
NYR	13	0	0	0	4
NSH	4	0	0	0	0
OTT	17	0	0	0	16
PHI	13	0	2	2	12
PHX	2	0	0	0	0
PIT	15	1	1	2	12
SJ	3	2	0	2	4
STL	3	0	1	1	0
TB	20	2	3	5	18
TOR	21	1	2	3	20
VAN	3	1	0	1	4
WSH	6	0	1	1	2

CAREER STATISTICS

Regular Season

Year	Team	League	GP	G	A	Pts	PIM	+/-	PP	SH	GW	S
2000-01	Halifax	QMJHL	68	0	5	5	56	-	-	-	-	-
2001-02	Halifax	QMJHL	61	4	16	20	58	-	-	-	-	-
	Slovakia	WJC	7	1	1	2	14	-	-	-	-	-
2002-03	Halifax	QMJHL	51	15	13	28	102	-	-	-	-	-
	Slovakia	WJC	1	0	0	0	0	-	-	-	-	-
2003-04	Providence	AHL	73	5	12	17	52	-	-	-	-	-
2004-05	Providence	AHL	79	6	17	23	92	-	-	-	-	-
2005-06	Boston	NHL	51	6	5	11	54	3	2	0	0	64
	Providence	AHL	7	0	3	3	8	-	-	-	-	-
	Slovakia	Olympics	6	0	1	1	8	-	-	-	-	-
	Slovakia	WC	7	2	1	3	8	-	-	-	-	-
2006-07	Boston	NHL	40	2	1	3	20	-5	0	0	1	29
	CAPITALS	NHL	30	2	7	9	24	5	0	0	0	42
	Slovakia	WC	7	1	1	2	8	-	-	-	-	-
2007-08	CAPITALS	NHL	75	1	8	9	30	4	1	0	0	58
2008-09	CAPITALS	NHL	79	3	11	14	68	1	0	0	1	95
CAPITALS TOTALS			184	6	26	32	122	10	1	0	0	195
NHL TOTALS			275	14	32	46	196	8	3	0	2	288

Playoffs

GP	G	A	Pts	PIM
6	0	2	2	12
13	5	3	8	10
-	-	-	-	-
25	6	6	12	40
-	-	-	-	-
2	0	1	1	2
17	1	3	4	30
-	-	-	-	-
-	-	-	-	-
-	-	-	-	-
-	-	-	-	-
-	-	-	-	-
7	0	0	0	6
14	2	0	2	12
21	2	0	2	18

CAREER HIGHLIGHTS

First NHL Game: 10/8/05 (BOS 7 at PIT 6)
 First NHL Goal: 1/7/06 (BOS 6 vs TB 3, Grahame)
 First NHL Assist: 11/25/05 (BOS 3 vs PHI 5)
 Most Goals in a Game: 2 (2 times, last: 1/10/06, BOS 2 vs SJ 6)
 Most Assists in a Game: 2 (12/4/08, WSH 5 vs NYI 2)
 Most Points in a Game: 2 (3 times, last: 12/4/08, WSH 5 vs NYI 2, 0G-2A)
 Most Shots in a Game: 7 (4/11/09, WSH 4 at FLA 7)
 Most PIM in a Game: 6 (2 times, last: 11/12/08, WSH 5 at CAR 1)
 Most Ice Time in a Game: 28:55 (2/15/07, WSH 2 at TB 3)
 Longest Goal Streak: 2 (1/7/06-1/10/06, 4G)
 Longest Assist Streak: 2 (4 times, last: 2/28/09-3/1/09, 2A)
 Longest Point Streak: 2 (7 times, last: 2/28/09-3/1/09, 0G-2A)
 Penalty Shots: None
 Shootouts: None

DID YOU KNOW?

Milan Jurcina has represented Slovakia in two World Junior Championships, two World Championships and the 2006 Olympics.

MILAN JURCINA

2008-09

Played in a career-high 79 games; first among Caps defensemen and tied for fourth on the team ... Set a career high in points (14) and assists (11), finishing second among Caps defensemen in points ... Finished the season with a +1 rating ... Seven of his 14 points came in the third period (1g-6a) ... Team was 10-3-0 when he had a point ... First on the team in blocked shots (131) and second in hits (157) ... Appeared in his 200th career game 10/16 at PIT ... Had two assists vs. NYI (12/4) ... Tallied three goals on the season, including the game-winner at TOR (12/6) ... Tied a career high when he took five shots vs. TB (3/27) ... Scored two goals in 14 Stanley Cup playoff games ... Second on the team in hits (52) and blocked shots (20) ... Second among Caps defensemen and third on the team at +6 ... Scored his first career playoff goal to start the scoring in Game 6 at NYR ... Finished +4 in the last three games of the ECQF series ... Scored a goal and was +2 in Game 4 of the ECSF at PIT (5/8).

Career

2007-08: Played 75 games; third among defensemen behind Mike Green (82) and Shaone Morrisonn (76) ... Lone goal was a PPG and came in the home opener 10/6 vs. CAR ... Had eight assists ... Second on the team in blocked shots (107) and third in hits (151) ... Finished the season with a +4 rating ... Played in all seven ECQF games against PHI and recorded six PIM. **2006-07:** Played in 30 games for Washington after his acquisition from BOS (2/1) and skated more than 20 minutes 29 times ... Led Caps defensemen in ice time 19 times and led the team on 14 occasions ... Had nine points (2g-7a) with the Caps, three times as many as he had in 40 games with BOS (2g-1a) ... Averaged 23:08 of ice time with the Capitals, which would have ranked second on the team over the course of the season ... Skated at least 19:30 in every game with the Capitals ... Played an average of 10:42 in BOS ... Was +5 in his 30 games with the Caps ... Caps were 5-3-1 when he tallied a point ... Nine of his 12 points came in home games (2g-7a) ... Scored the GWG for BOS 12/23 vs. MTL ... Played in his 100th NHL game on 2/21 vs. SJ ... Recorded six points in 15 GP in March (1g-5a) ... Had assists in back-to-back games on two occasions (3/1—3/3, 3/16—3/18) ... Posted a season-high +4 in a 7-1 win vs. TB (3/18). **2005-06:** Skated in 51 games for BOS during his rookie campaign ... Registered 11 points (6g-5a) on the season ... Made his NHL debut 10/8 vs. PIT ... Notched first NHL point with an assist on 11/25 vs. PHI ... Scored first NHL goal in two-goal effort vs. TB (1/7) ... Scored

career-high two goals in consecutive games (1/7 vs. TB, 1/10 vs. SJ) ... Recorded seven of his 11 total points (2g-5a) on the season in an eight-game span (1/7—1/23) ... Had two stints with Providence (AHL), tallying three assists and eight PIM in seven games ... Did not dress in nine games and missed 10 games with a shoulder injury. **2004-05:** Spent season in Providence ... Registered 23 points (6g-17a) and 92 PIM in 79 games. **2003-04:** Began the season in BOS ... Did not dress for seven games before being sent to Providence (10/23) ... Tallied 17 points (5g-12a) and 52 PIM in 73 games with Providence.

Junior Career

Appeared in a total of 180 career games with Halifax of the QMJHL ... Posted 19 goals and 34 assists for 53 points and 216 PIM in three seasons in major juniors. **2002-03:** Enjoyed his best season of junior hockey, posting career highs in goals (15), points (28) and PIM (102) for Halifax. **2001-02:** Notched a career-high 16 assists. **2000-01:** Played a career-high 68 games as a QMJHL rookie.

International Career

Was invited to the Slovakian Olympic camp in August. **2007:** Played for Slovakia at the World Championship ... Recorded one goal and one assist in seven games. **2006:** Represented Slovakia in the Olympic Winter Games ... Notched one assist and eight PIM in six games in Turin ... Skated for Slovakia at the World Championship ... Registered three points (2g-1a) and eight PIM in seven games. **2003:** Took the ice for Slovakia at the 2003 World Junior Championship. **2002:** Tallied one goal and one assist and 14 PIM in seven games at the 2002 World Junior Championship.

NHL Transactions

Selected by Boston in the eighth round, 241st overall, in 2001 Entry Draft ... Traded to Washington by Boston for a fourth-round choice in the 2008 Entry Draft (later traded to Calgary-T.J. Brodie), Feb. 1, 2007.

Personal

Enjoys soccer, tennis and basketball ... Favorite food is steak.



BOYD KANE

34

Left Wing • Height: 6'2" • Weight: 229 • Shoots: Left

Born: April 18, 1978 (Swift Current, Saskatchewan)

Drafted: N.Y. Rangers' fourth-round choice, 114th overall, in the 1998 Entry Draft

Acquired: Signed as a free agent, July 13, 2009

vs. the NHL

	GP	G	A	Pts	PIM
ANA	2	0	0	0	5
BOS	1	0	0	0	0
BUF	1	0	0	0	2
FLA	2	0	0	0	0
LA	2	0	1	1	4
NJ	2	0	1	1	0
NYI	1	0	0	0	0
NYR	2	0	0	0	0
NSH	1	0	0	0	0
OTT	3	0	0	0	0
PHI	2	0	1	1	2
PHX	1	0	0	0	5
PIT	3	0	0	0	2
SJ	2	0	0	0	17
TB	3	0	0	0	0

CAREER STATISTICS

Regular Season

Year	Team	League	GP	G	A	Pts	PIM	+/-	PP	SH	GW	S
1994-95	Regina	WHL	25	6	5	11	6	-	-	-	-	-
1995-96	Regina	WHL	72	21	42	63	155	-	-	-	-	-
1996-97	Regina	WHL	66	25	50	75	154	-	-	-	-	-
1997-98	Regina	WHL	68	48	45	93	133	-	-	-	-	-
1998-99	Charlotte	ECHL	12	5	6	11	14	-	-	-	-	-
	Hartford	AHL	56	3	5	8	23	-	-	-	-	-
1999-00	Charlotte	ECHL	47	10	19	29	117	-	-	-	-	-
	Hartford	AHL	8	0	0	0	9	-	-	-	-	-
	Binghamton	UHL	3	0	2	2	4	-	-	-	-	-
2000-01	Charlotte	ECHL	12	9	8	17	6	-	-	-	-	-
	Hartford	AHL	56	11	17	28	81	-	-	-	-	-
2001-02	Hartford	AHL	78	17	22	39	193	-	-	-	-	-
2002-03	Springfield	AHL	72	15	22	37	121	-	-	-	-	-
2003-04	Philadelphia	NHL	7	0	0	0	7	-4	0	0	0	6
	Philadelphia	AHL	73	13	22	35	177	-	-	-	-	-
2004-05	Philadelphia	AHL	58	9	15	24	112	-	-	-	-	-
2005-06	CAPITALS	NHL	5	0	1	1	2	1	0	0	0	1
	Hershey	AHL	74	20	29	49	185	-6	10	2	3	160
2006-07	Philadelphia	NHL	15	0	2	2	28	-4	0	0	0	7
	Philadelphia	AHL	57	10	22	32	98	-16	3	0	1	100
2007-08	Philadelphia	AHL	57	18	26	44	102	7	9	0	2	99
2008-09	Philadelphia	AHL	58	17	26	43	74	5	7	1	3	105
	Philadelphia	NHL	1	0	0	0	0	0	0	0	0	0
CAPITALS TOTALS			5	0	1	1	2	1	0	0	0	1
NHL TOTALS			28	0	3	3	37	-7	0	0	0	14

Playoffs

GP	G	A	Pts	PIM
4	0	0	0	0
11	5	7	12	12
5	1	1	2	15
9	5	7	12	29
-	-	-	-	-
-	-	-	-	-
-	-	-	-	-
-	-	-	-	-
1	0	0	0	0
-	-	-	-	-
5	2	0	2	2
10	2	1	3	50
6	3	1	4	8
-	-	-	-	-
12	0	1	1	39
21	0	7	7	28
-	-	-	-	-
3	0	1	1	4
-	-	-	-	-
-	-	-	-	-
12	4	4	8	25
4	1	1	2	6
-	-	-	-	-
-	-	-	-	-

CAREER HIGHLIGHTS

First NHL Game: 10/16/03 (PHI 0 at SJ 0)

First NHL Assist: 2/10/06 (WSH 4 at PHI 5)

Most Assists in a Game: 1 (3 times, last: 12/2/06, PHI 3 vs NJ 4)

Most Points in a Game: 1 (3 times, last: 12/2/06, PHI 3 vs NJ 4, 0G-1A)

Most Shots in a Game: 2 (2 times, 10/19/06, PHI 1 at TB 4)

Most PIM in a Game: 17 (11/18/06, PHI 1 at SJ 6)

DID YOU KNOW?

Boyd Kane captained consecutive Calder Cup championship teams in Philadelphia (2005) and Hershey (2006).

BOYD KANE

2008-09

Played one NHL game with PHI ... Recorded 43 points (17g-26a) in 58 games with the Philadelphia Phantoms (AHL) ... Played in his 600th AHL game on 11/7 at Manchester ... Recorded a hat trick on 11/1 at Hershey ... Tallied three GWGs, tying a career high ... Had two or more goals in a game four times ... Recorded 10 multiple-point games ... Tallied a goal on 11/1 at Hershey to record his 300th AHL point; also added two more goals that night ... Registered a point in six straight games (4g-5a) from 3/4—3/18 ... Recorded a goal, an assist and six PIM in four playoff games for Philadelphia.

Career

2007-08: Recorded 44 points (18g-26a) in 57 games with Philadelphia (AHL) ... Registered 12 multiple-point games ... Recorded nine PPGs ... Had a season-high four points (2g-2a) on 2/23 at Hershey ... Had a career-high eight points (4g-4a) in 12 playoff games ... Scored two goals in Game 2 vs. Wilkes-Barre/Scranton (5/3). **2006-07:** Rejoined the PHI organization and appeared in a career-high 15 NHL games, recording two assists ... Had 32 points (10g-22a) in 57 games with Philadelphia (AHL) ... Had three two-goal games ... Registered a point in four straight games (1g-7a) from 3/23—3/30. **2005-06:** Played in five games for Washington after joining the team as a free agent in the offseason ... Recorded his first NHL point (assist) 2/10 at PHI ... Ranked seventh on Hershey with 49 points (20g-29a) in 74 games ... Added an assist and four PIM in the AHL playoffs, appearing in three games as Hershey won the Calder Cup. **2004-05:** Tallied 24 points (9g-15a) and 112 PIM in 58 games for Philadelphia (AHL) ... Added seven assists and 28 PIM in the AHL playoffs, appearing in 21 games as Philadelphia won the Calder Cup. **2003-04:** Made his NHL debut for PHI on 10/16 at SJ ... Had seven PIM in seven NHL games ... Registered 35 points (13g-22a) with Philadelphia (AHL) ... Led the AHL in minor penalties with 71 ... Added an assist in 12 AHL playoff games. **2002-03:** Recorded 37 points (15g-22a) and 121 PIM in 72 games with Springfield (AHL) ... Had eight multiple-point games ... Tallied four points (3g-1a) and eight PIM in six playoff games. **2001-02:** Registered AHL career highs in games (78) and PIM (193) with Hartford ... His teammates voted him the co-winner of the Wolf Pack's "Seventh Player" Award ... Recorded three points (2g-1a) and 50 PIM in 10 playoff games. **2000-01:** Split time between Hartford and Charlotte (ECHL) ... Registered 28 points (11g-17a) in 56 games with Hartford ... Added two goals and two PIM in five playoff games for Hartford ... Tallied 17 points (9g-8a) in 12 games with Charlotte. **1999-00:** Split time between Hartford,

Charlotte and Binghamton (UHL) ... Recorded nine PIM in eight games with Hartford ... Tallied 29 points (10g-19a) and 117 PIM in 47 games with Charlotte ... Added two assists and four PIM in three games with Binghamton ... Played one playoff game with Binghamton. **1998-99:** Split time between Hartford and Charlotte ... Recorded three goals and eight points in 56 games for Hartford ... Tallied 11 points (5g-6a) in 12 games for Charlotte.

Junior Career

1997-98: Ranked 15th in the WHL with 93 points in 68 games with the Regina Pats ... Tallied 48 goals, good for 10th in the WHL and second on Regina ... Ranked second in the WHL with 11 GWGs ... Tied for third in the WHL with 20 PPGs ... Finished +38, which ranked 12th in the WHL ... Tallied 32 multiple-point games ... Registered a hat trick on opening night vs. Saskatoon ... Had points in 10 straight games (8g-10a) 10/18—11/12 ... Had four straight three-point games (7g-5a) from 3/10—3/15 ... Recorded five points (1g-4a) on 11/28 at Saskatoon ... Recorded 12 points (5g-7a) in nine playoff games. **1996-97:** Tied for fourth on the team with 75 points (25g-50a) ... Led Regina at +25 ... Recorded 11 PPGs... Registered 20 multiple-point games... Recorded five assists on 11/8 vs. Edmonton ... Tallied four points (3g-1a) on 12/17 vs. Kelowna. **1995-96:** Registered 63 points (21g-42a) and 155 PIM in 72 games for Regina. **1994-95:** Recorded 11 points (6g-5a) and six PIM in his rookie season with Regina ... Appeared in four playoff games.

NHL Transactions

Pittsburgh's third-round choice, 72nd overall, in 1996 Entry Draft ... N.Y. Rangers' fourth-round choice, 114th overall, in 1998 Entry Draft ... Traded to Tampa Bay by N.Y. Rangers for Gordie Dwyer, Oct. 10, 2002 ... Signed as a free agent by Philadelphia, July 14, 2003 ... Signed as a free agent by Washington, Aug. 12, 2005 ... Signed as a free agent by Philadelphia, July 13, 2006 ... Signed as a free agent by Washington, July 13, 2009.

Personal

Enjoys boating in the offseason ... Favorite sport other than hockey is baseball ... Top hockey memory is winning the Calder Cup, which he did in back-to-back seasons (2005 and '06).



MIKE KNUBLE

22

kuh-NOO-buhl

Right Wing • Height: 6'3" • Wt.: 223 • Shoots: Right

Born: July 7, 1972 (Toronto, Ontario)

Drafted: Detroit's fourth-round choice, 76th overall, in the 1991 Entry Draft

Acquired: Signed as a free agent, July 1, 2009

vs. the NHL

	GP	G	A	Pts	PIM
ANA	16	9	2	11	6
ATL	32	9	9	18	20
BOS	20	6	7	13	20
BUF	44	18	9	27	16
CAR	39	6	12	28	22
CAL	11	4	4	8	6
CHI	16	5	1	6	8
CBJ	8	2	2	4	10
COL	18	5	4	9	8
DAL	14	5	3	8	4
DET	11	2	7	9	12
EDM	13	2	9	11	6
FLA	41	10	11	21	33
LA	15	4	4	8	8
MIN	7	2	1	3	8
MTL	45	10	13	23	28
NJ	55	13	22	35	40
NYI	52	9	14	23	28
NYR	47	11	10	21	27
NSH	13	5	3	8	8
OTT	43	9	6	15	23
PHI	24	1	3	4	11
PHX	13	4	2	6	0
PIT	53	23	12	35	46
SJ	16	5	6	11	10
STL	17	2	2	4	10
TB	38	6	9	15	30
TOR	45	11	10	21	22
VAN	14	4	3	7	8
WSH	38	13	14	27	16

CAREER STATISTICS

Regular Season

Year	Team	League	GP	G	A	Pts	PIM	+/-	PP	SH	GW	S	GP	G	A	Pts	PIM
1991-92	Michigan	NCAA	43	7	8	15	48	-	-	-	-	-	-	-	-	-	-
1992-93	Michigan	NCAA	39	26	16	42	57	-	-	-	-	-	-	-	-	-	-
1993-94	Michigan	NCAA	41	32	26	58	71	-	-	-	-	-	-	-	-	-	-
1994-95	Michigan	NCAA	34	*38	22	60	62	-	-	-	-	-	-	-	-	-	-
	Adirondack	AHL	-	-	-	-	-	-	-	-	-	-	3	0	0	0	0
	United States	WC	6	1	2	3	2	-	-	-	-	-	-	-	-	-	-
1995-96	Adirondack	AHL	80	22	23	45	59	-	-	-	-	-	3	1	0	1	0
1996-97	Detroit	NHL	9	1	0	1	0	-1	0	0	0	10	-	-	-	-	-
	Adirondack	AHL	68	28	35	63	54	-	-	-	-	-	-	-	-	-	-
1997-98	Detroit	NHL	53	7	6	13	16	2	0	0	0	54	3	0	1	1	0
1998-99	NY Rangers	NHL	82	15	20	35	26	-7	3	0	1	113	-	-	-	-	-
	United States	WC	6	0	0	0	10	0	0	0	0	10	-	-	-	-	-
1999-00	NY Rangers	NHL	59	9	5	14	18	-5	1	0	1	50	-	-	-	-	-
	Boston	NHL	14	3	3	6	8	-2	1	0	1	28	-	-	-	-	-
2000-01	Boston	NHL	82	7	13	20	37	0	0	1	1	92	-	-	-	-	-
	United States	WC	9	2	0	2	2	-	-	-	-	-	-	-	-	-	-
2001-02	Boston	NHL	54	8	6	14	42	9	0	0	2	77	2	0	0	0	0
2002-03	Boston	NHL	75	30	29	59	45	18	9	0	4	185	5	0	2	2	2
2003-04	Boston	NHL	82	21	25	46	32	19	4	0	3	192	7	2	0	2	0
2004-05	Linkopings HC	Sweden	49	26	13	39	40	-	-	-	-	-	6	0	1	1	2
	United States	WC	7	4	2	6	8	-	-	-	-	-	-	-	-	-	-
2005-06	Philadelphia	NHL	82	34	31	65	80	25	13	2	6	217	6	1	3	4	8
	United States	Olympics	6	1	1	2	4	-	-	-	-	-	-	-	-	-	-
2006-07	Philadelphia	NHL	64	24	30	54	56	2	10	0	1	160	-	-	-	-	-
2007-08	Philadelphia	NHL	82	29	26	55	73	-3	15	1	3	177	12	3	4	7	6
2008-09	Philadelphia	NHL	82	27	20	47	62	5	11	0	6	173	6	2	1	3	2
NHL TOTALS			820	215	214	429	494	62	67	4	29	1528	41	8	11	19	18

Playoffs

CCHA Second All-Star Team (1994, 1995) • NCAA West Second All-America Team (1995)

CAREER HIGHLIGHTS

First NHL Game: 3/26/97 (DET 6 vs COL 5)

First NHL Goal: 4/5/97 (DET 4 at TOR 2)

First NHL Assist: 10/3/97 (DET 8 at EDM 2)

Most Goals in a Game: 3 (2/2/08, PHI 3 vs ANA 0)

Most Assists in a Game: 2 (27 times, last: 3/3/09, PHI 4 at BOS 2)

Most Points in a Game: 4 (2/14/03, BOS 6 at FLA 5, 2G-2A)

Most Shots in a Game: 7 (six times, last: 12/13/08, PHI 6 vs. PIT 3)

Most PIM in a Game: 17 (2/9/02, BOS 4 vs FLA 1)

Longest Goal Streak: 5 (2 times, last: 10/24/08-11/2/08, 6G)

Longest Assist Streak: 6 (4/3/07-10/6/07, 8A)

Longest Point Streak: 8 (11/9/02-11/30/02, 3G-8A)

Penalty Shots: 1/1

Shootouts: 0/3

DID YOU KNOW?

Mike Knuble and Teemue Selanne shared the lead among players 35 and older with 27 goals each last season.

MIKE KNUBLE

2008-09

One of only three players to play all 82 games for PHI and finished fifth on the team in goals (27), tied for eighth in assists (20) and sixth in points (47) ... Reached the 20-goal mark for the sixth time in his career and for the sixth consecutive season ... Tied with Teemu Selanne for the most goals by any player 35 and older ... The PHI nominee for the Masterton Trophy for perseverance and dedication to hockey ... Had 34 points (17g-17a) against non-divisional opponents ... Registered 10 points (5g-5a) against Washington's Southeast Division opponents last year ... Second on the club in GWGs (6) and third in PPGs (11) ... Led the team in shooting percentage (15.6%) for players who took 85 or more shots ... Scored 19 goals at home and eight on the road ... Averaged 18:10 TOI per game and 2:54 of power-play TOI per game ... Had two assists 10/18 at SJ ... Did not score his first goal of the season until the seventh game of the season, 10/24 at NJ, but then scored in five straight games (6g) from 10/24—11/2 ... Streak included two goals at ATL (10/28) ... Scored twice vs. DAL (11/24) ... Had two goals vs. PIT (12/13) and scored at PIT (1/13) ... Potted two goals vs. ATL (1/21) ... Recorded goals in three straight games (at NYR, vs. BUF, vs. PIT) from 2/15—2/21 ... His 11 multiple-point games were highlighted by a three-point outing (1g-2a) at BOS (3/3); game was also his 800th career NHL game ... Played in all six ECQF Stanley Cup playoff games against PIT and had three points (2g-1a) ... Scored goals in Games 5 and 6.

Career

2007-08: Surpassed the 20-goal mark for the fifth time in his career ... Was one of only two PHI players to play all 82 games ... First on the team and tied for eighth in the NHL in PPGs (15) ... Third on the team in power-play points (30) ... Had a goal and an assist in the season opener at CGY (10/4) ... Tallied three points (1g-2a) on both 11/21 and 11/28 at CAR ... Had two goals at WSH (1/13) ... Played in 700th career NHL game and had an assist vs. FLA (1/16) ... Posted first career NHL hat trick in a 3-0 victory against ANH (2/2) ... Named NHL's Third Star of the Week for the week ending 3/2 after posting eight points (3g-5a) in four games ... Recorded a goal and an assist 3/28 at NJ ... Ended regular season with goal and assist against PIT (4/6) ... Played in Games 1-5 against WSH in the ECQF and had five points (2g-3a) ... Scored in Game 3 and also scored the 2OT GWG in Game 4 ... Injured his hamstring in Game 5 against WSH and did not play again until Game 4 of the ECSF against MTL, where he had an assist ... Scored in Game 5 as PHI eliminated MTL ... Played in all five games against PIT in the ECF. **2006-07:** Flyers' nominee for the King Clancy Memorial Trophy ... Scored at least 20 goals in a season for the fourth time in his NHL career ... Was second on the team in goals (24), assists (30), points (54) and PPGs (10) ... First on the team in shooting percentage at 15.0% ... Missed a total of 18 games because of injury ... Missed six games from 10/30—11/11 due to a broken middle finger on his left hand sustained against PIT (10/28) ... Missed 12 games from 2/19—3/13 after sustaining a fractured right cheekbone and orbital bone 2/17 at NYR ... Had two goals 10/14 at NJ ... Scored a goal in four straight games from 11/25—12/2 and had a point (5g-1a) in six straight games from 11/22—12/2 ... Notched his 300th career point, an assist on a GWG, at NYI (1/2) ... Recorded two goals and an assist 2/1 vs. NJ and 2/8 vs. PIT ... Registered at least a point (3g-5a) in five straight games from 2/8—2/17 ... Had three points (1g-2a) vs. CAR (3/28) ... Ended season with three points (1g-2a) vs. BUF (4/8). **2005-06:** Only player to play all 82 games for PHI ... Led club in PPGs (13) and shooting percentage (15.7%) ... Second on the team in goals (34) and plus/minus rating (+25); third in points (65) ... Set career highs in goals, assists (31) and points ... Reached 30-goal mark for the second time in his NHL career ... Scored a goal in the first game of the season 10/5 vs. NYR ... Had a five-game point streak (5g-4a) from 10/28—11/8 that was highlighted by two goals at OTT (10/30) ... Scored twice 11/12 vs. FLA and 12/17 at STL ... Had at least a goal (6g) in five straight games from 12/15—12/23 ... Was +8 without a minus rating in

14 straight games, from 12/22—1/17 ... Tallied three points (1g-2a) vs. COL (1/13) ... Scored twice 2/4 vs. NYR and 3/22 at NYR ... Had two points in three straight games (at ATL, vs. NJ and at NYR) from 3/18—3/22 ... Played in all six ECQF games against BUF and had one goal and three assists. **2004-05:** Had 39 points (26g-13a) and 40 PIM in 49 games for Linköpings HC (Sweden), where he was a teammate of Brendan Morrison ... Was first on the team in goals (tied for first in the league) and was third on the team in points (tied for eighth in the league). **2003-04:** Recorded 46 points (21g-25a) in 82 games for BOS ... Led Bruins in plus/minus at +19 and was third on the team in goals (21) ... Recorded a plus or even rating through the first 14 games of the season (+9) ... Notched the GWG with 1:48 left in the game at LA (10/18) as Boston rallied from a three-goal deficit to win 4-3 ... Scored twice 10/19 at ANA ... Had nine multiple-point games during the season and recorded a season-high three points (1g-2a) vs. SJ (11/6) ... Had points (2g-4a) in five straight games from 1/3—1/12 ... Scored goals in four straight games (4g-2a and +6 in that span) from 3/6—3/13 and scored OT GWGs at BUF (3/11) and vs. BUF (3/13) ... Goal on 3/11 was his 20th of the season and his 100th of his career ... Goal on 3/13 came in his 500th NHL game ... Played in all seven ECQF Stanley Cup playoff games vs. MTL ... Scored in Game 1 and delivered a game-tying goal with 30.7 seconds remaining in Game 4 (BOS won in OT). **2002-03:** Played in 75 games for BOS and had a breakout year ... Third on Bruins in goals (30) and tied for third in points (59) ... Second on the team in plus/minus (+18) ... Scored in the first game of the year 10/11 at MIN ... Registered at least a point (3g-8a) and was +13 in the team's eight straight wins from 11/9—11/30 ... His four multiple-goal games came after 2/13 ... Tallied four points (2g-2a) at FLA (2/14); goals were scored at 0:10 and 0:27 of the first period making him the fastest player in NHL history to score two goals from the start of a game ... Potted two goals at CHI (3/9) and also scored on his first career penalty shot (goalie: Jocelyn Thibault) ... Had two goals at LA (3/22) and vs. BUF (4/5) ... Played in all five ECQF Stanley Cup playoff games against NJ and recorded two assists. **2001-02:** Played in 54 games for BOS ... Missed 13 games because of injury and did not dress for 15 games ... Had 14 points (8g-6a) and 42 PIM ... Ended the season with a plus/minus rating of +9 ... Dished out two assists 11/15 vs. NJ ... Registered three points (2g-1a) and was +4 at FLA (12/28) ... Scored the GWG at FLA (3/23) ... Played in two Stanley Cup playoff games against MTL. **2000-01:** Played in all 82 games with BOS ... Had 20 points (7g-13a) ... Had a goal and an assist vs. FLA (10/9), vs. PHI (12/19) and vs. OTT (3/8) ... Scored the GWG vs. SJ (3/3). **1999-00:** Split the season between the NYR (59 games) and BOS (14 games) ... Registered 20 points (12g-8a) in 73 total games ... Had 14 points (9g-5a) for NYR and six points (3g-3a) for BOS ... Tallied a goal and an assist for NYR at TB (11/24) ... Had two goals (including the GWG), one assist and was +3 for NYR at PIT (1/25) ... Registered two points (1g-1a) for BOS at MTL (3/29). **1998-99:** Played in all 82 games for the first time in his career for NYR ... Had 35 points (15g-20a) ... Had three points (1g-2a) vs. TOR (12/7) ... Scored the GWG and added an assist 12/14 vs. CGY ... Registered three points (2g-1a) vs. MTL (2/17) ... Had three points (2g-1a) and was +3 at WSH (3/4). **1997-98:** Played in 53 games for DET as the Red Wings won their second straight Stanley Cup ... Had 13 points (7g-6a) ... Recorded his first career NHL assist on 10/3 at EDM ... Registered his first NHL two-goal game on 10/22 at ANA ... Played in three Stanley Cup playoff games for DET and had one assist. **1996-97:** Played in nine games for DET, making his NHL debut on 3/26 vs. COL ... Recorded his first NHL point/goal on 4/5 vs. TOR ... Skated in 68 games for Adirondack (AHL) ... Was second on the team in goals (28) and was third in assists (35) and points (63). **1995-96:** Registered 45 points (22g-23a) and 59 PIM in 80 games for Adirondack in his first full professional season ... Ranked fourth on the team in goals and fifth in points ... Had one goal in three Calder Cup playoff games. **1994-95:** Made his professional debut with Adirondack in the Calder Cup playoffs and was scoreless in three games.

MIKE KNUBLE

International Career

Has represented the United States at five international events, including the 2006 Winter Olympics. **2006:** Tallied one goal and one assist in six games for Team USA at the Winter Olympics in Torino, Italy. **2005:** Recorded six points (4g-2a) in seven games at the World Championship ... Tied for first on the team in points (six). **2001:** Had two goals in nine games at the World Championship. **1999:** Registered 10 PIM in six games at the World Championship. **1995:** Had three points (1g-2a) in six games for Team USA at the World Championship.

College Career

Played four years at the University of Michigan (CCHA) and finished his career with 175 points (103g-72a) and 238 PIM in 157 games ... Tied for eighth in school history with 103 goals ... Fourth in school history with 48 PPGs ... Ranks tied for seventh in school history with 14 GWGs ... Played in three NCAA Frozen Fours. **1991-92:** Voted most colorful rookie by the team's booster club ... Had 15 points (7g-8a) and 48 PIM in 43 games as team advanced to the NCAA Frozen Four. **1992-93:** Voted Most Improved Player by his teammates ... Registered 42 points (26g-16a) and 57 PIM in 39 games, as team advanced to the NCAA Frozen Four. **1993-94:** Had 58 points (32g-26a) and 71 PIM in 41 games ... Tied a school record with 21 PPGs in a season ... Named to the CCHA Second All-Star Team. **1994-95:** Voted team MVP by his teammates ... Recorded 60 points (38g-22a) and 62 PIM, as team advanced to NCAA Frozen Four ... Led the NCAA in goals (38) ... Tied the eighth-best mark in

school history for goals in a season ... Tied the fourth-best mark in school history for goals in a season by a senior ... Tied a school record with eight GWGs ... Named to the CCHA Second All-Star Team ... Named to the NCAA West Second All-American Team.

NHL Transactions

Selected by Detroit in the fourth round, 76th overall, in the 1991 Entry Draft ... Traded to the New York Rangers by Detroit in exchange for New York's second-round draft choice in the 2000 Entry Draft (Tomas Kopecky), Oct. 1, 1998 ... Traded to Boston by the New York Rangers in exchange for Rob DiMaio, March 10, 2000 ... Signed with Philadelphia as a free agent, July 3, 2004 ... Signed with Washington as a free agent, July 1, 2009.

Personal

Created the Mike Knuble Family Foundation ... Supports a variety of children's causes ... Foundation raises money for the Van Andel Institute in Grand Rapids, Mich. (an independent research organization focusing on cancer, Parkinson and cardio-vascular disease research) ... Enjoys playing golf ... Calls playing in the 2006 Olympics his top hockey memory ... Favorite spots in Washington, D.C., are the National Air and Space Museum and Old Town Alexandria.



BROOKS LAICH

21

LIKE

Center • Height: 6'2" • Weight: 200 • Shoots: Left

Born: June 23, 1983 (Wawota, Saskatchewan)

Drafted: Ottawa's sixth-round choice, 193rd overall, in the 2001 Entry Draft

Acquired: From Ottawa with Ottawa's second-round choice in the 2005 Entry Draft and future considerations for Peter Bondra, Feb. 18, 2004

vs. the NHL

	GP	G	A	Pts	PIM
ANA	3	0	0	0	0
ATL	29	6	5	11	10
BOS	16	5	4	9	8
BUF	16	2	4	6	6
CAR	27	4	4	8	16
CGY	3	0	0	0	2
CHI	4	1	1	2	2
CBJ	3	0	1	1	0
COL	2	0	1	1	0
DAL	3	0	2	2	0
DET	3	0	0	0	2
EDM	3	0	0	0	2
FLA	28	4	6	10	10
LA	4	2	1	3	0
MIN	3	2	3	5	2
MTL	16	1	3	4	9
NJ	17	5	4	9	8
NYI	15	3	3	6	0
NYR	14	1	4	5	4
NSH	4	0	1	1	2
OTT	15	3	4	7	4
PHI	15	4	3	7	13
PHX	3	1	2	3	2
PIT	17	5	5	10	9
SJ	2	0	0	0	0
STL	3	0	0	0	4
TB	29	5	7	12	4
TOR	16	5	2	7	4
VAN	2	0	1	1	0

CAREER STATISTICS

Regular Season

Year	Team	League	GP	G	A	Pts	PIM	+/-	PP	SH	GW	S
2000-01	Moose Jaw	WHL	71	9	21	30	28	-	-	-	-	-
2001-02	Moose Jaw	WHL	28	6	14	20	12	-	-	-	-	-
	Seattle	WHL	47	22	36	58	42	-	-	-	-	-
2002-03	Seattle	WHL	60	41	53	94	65	-	-	-	-	-
	Canada	WJC	6	2	4	6	0	-	-	-	-	-
2003-04	Ottawa	NHL	1	0	0	0	2	0	0	0	0	1
	CAPITALS	NHL	4	0	1	1	0	-1	0	0	0	2
	Binghamton	AHL	44	15	18	33	16	-	-	-	-	-
	Portland	AHL	22	1	3	4	12	-	-	-	-	-
2004-05	Portland	AHL	68	16	10	26	33	-	-	-	-	-
2005-06	CAPITALS	NHL	73	7	14	21	26	-9	1	0	1	118
	Hershey	AHL	10	7	6	13	8	-	-	-	-	-
2006-07	CAPITALS	NHL	73	8	10	18	29	-2	2	3	0	119
2007-08	CAPITALS	NHL	82	21	16	37	35	-3	8	2	4	122
2008-09	CAPITALS	NHL	82	23	30	53	31	-1	9	1	3	185
CAPITALS TOTALS			314	59	71	130	121	-16	20	6	8	546
NHL TOTALS			315	59	71	130	123	-16	20	6	8	547

Playoffs

GP	G	A	Pts	PIM
4	0	0	0	5
-	-	-	-	-
11	5	3	8	11
15	5	14	19	24
-	-	-	-	-
-	-	-	-	-
-	-	-	-	-
6	0	0	0	0
-	-	-	-	-
-	-	-	-	-
21	8	7	15	29
-	-	-	-	-
7	1	5	6	4
14	3	4	7	10
21	4	9	13	14
21	4	9	13	14

CAREER HIGHLIGHTS

First NHL Game: 2/3/04 (OTT 1 at NJ 2)

First NHL Goal: 11/19/05 (WSH 5 at MTL 1, Danis)

First NHL Assist: 3/12/04 (WSH 3 vs CHI 4)

Most Goals in a Game: 2 (5 times, last: 4/9/09, WSH 4 vs TB 2)

Most Assists in a Game: 3 (3/27/09, WSH 5 vs TB 3)

Most Points in a Game: 4 (2/26/08, WSH 4 vs MIN 1, 2G-2A)

Most Shots in a Game: 7 (2 times, last: 2/26/09, WSH 4 vs ATL 3)

Most PIM in a Game: 6 (3/9/07, WSH 0 vs CAR 3)

Most Ice Time in a Game: 25:33 (4/13/06, WSH 3 at ATL 5)

Multiple-Point Games: 20 (4/9/09, WSH 4 at TB 2, 2G-0A)

Longest Goal Streak: 2 (10 times, last: 4/9/09-4/11/09, 3G)

Longest Assist Streak: 3 (3 times, last: 2/1/09-2/5/09, 3A)

Longest Point Streak: 4 (10/11/08-10/18/08, 1G-3A)

Penalty Shots: None

Shootouts: 2/11

DID YOU KNOW?

Brooks Laich was one of the subjects of a year-long radio documentary produced by National Public Radio in 2008-09.

BROOKS LAICH

2008-09

Established new career highs in goals (23), assists (30), points (53) and PPGs (9) ... Ranked fourth on the team in goals and PPGs and fifth in points and assists ... Had 23 points (8g-15a) in the third period ... Had 20 points in his last 21 games (9g-11a) ... Averaged more than three minutes more ice time per game (17:16) than the previous season (14:02) ... Led Caps forwards with 21.7 shifts per game ... Ranked fifth on the team with 24 power-play points (9g-15a) ... The Capitals went 14-5-2 when Laich scored a goal and 29-7-4 when he recorded a point ... Scored the team's first goal 10 times ... Had 11 multiple-point games and two two-goal games ... Recorded 14 points (7g-7a) in the last 10 minutes and overtime of the game, including one GWG and an empty netter ... Had goals in consecutive games three times ... Posted a season-high four-game point streak (1g-3a) from 10/11—10/18 ... Posted his 100th career point on 1/14 at PIT ... Recorded a SHG on 3/17 at FLA ... Appeared in his 300th career game 3/8 vs. PIT ... Posted a career-high three assists on 3/27 vs. TB ... Ended the regular season with four goals in his last four games ... Finished sixth on the team in playoff scoring with seven points (3g-4a) in 14 games ... Two goals came on the PP ... Had five points (2g-3a) in five games when the team faced elimination ... Scored goals in Games 6 and 7 of the ECSF vs. PIT (5/11—5/13) ... Assisted on the OT goal in Game 6 at PIT on 5/11.

Career

2007-08: Had 21 goals and 16 assists ... One of only four Capitals to play in every game ... Finished third on the team in goals and seventh in points ... Tied for second on the team with four GWGs (10/8 at NYI; 1/1 vs. OTT; 3/14 vs. ATL and 4/1 vs. CAR) ... Led the team (among players who competed in at least 20 games) with a 17.2 shooting percentage ... Paced the team with two SHGs ... Led the team and ranked 17th among NHL forwards with 56 blocked shots ... Scored the Caps' first goal nine times and the game's first goal six times ... More than half of his goals (11 of 21) came in the first period ... Ended the year with 12 goals and 20 points in the last 22 games ... Played his 200th career game 1/23 at TOR ... Posted the first three two-goal games of his career (2/26, 3/3 and 3/14) and seven PPGs in the last 22 games of the year ... Recorded the first four-point game of his career on 2/26 vs. MIN (2g-2a) ... Had a SHG and an assist on the OT winner 3/27 at TB ... Tied for fourth on the team with six points (1g-5a) in seven playoff games ... Shared the team lead in playoff assists ... Tied for second on the team at +2 in the playoffs ... Averaged 18:36 of ice time in the playoffs, up 4:34 from the regular season ... Had points in each of the last five games of the ECQF vs. PHI (1g-5a, 4/15—4/25), tied for the longest point streak in the NHL in the first round ... That point streak was two games longer than his career-best streak in the regular season ... Scored his first career playoff goal in Game 3 of the ECQF at PHI (4/15) ... Had two assists, a +2 rating and six shots on goal in Game 6 at PHI. **2006-07:** Tied for fifth on the team with eight goals in 73 games ... Tied for second on the team and 10th in the NHL with three SHGs ... Four of his eight goals came during the third period ... Finished fourth on the team with 119 shots ... Team was 8-6-4 when he recorded a point ... Scored his first two career SHGs in back-to-back games (12/9 at PHI, 12/11 vs. PIT) ... Scored a goal and was a season-high +3 in a 7-3 win vs. CAR (1/27) ... Had goals in back-to-back games 2/25 vs. NJ and 2/27 vs. FLA, including a season-high five shots vs. FLA ... Posted four assists and a +4 rating, without a minus game, in the last 13 games of the season. **2005-06:** Played 104 total regular-season and playoff games for Washington and Hershey (AHL), tied with Boyd Gordon for the most in the organization ... Played in each of the 73

Capitals games after his initial recall from Hershey on 10/25 ... Ranked 11th on the team with 21 points (7g-14a) ... Ranked second among Capitals rookies in scoring ... Had 13 points in 10 regular season games with Hershey (7g-6a) ... Led Hershey and was tied for eighth in the AHL with 10 points (6g-4a) at the time of his initial recall ... Scored his first two career NHL goals in back-to-back games (11/19—11/22) ... Tallied 15 points (4g-11a) after 1/1 ... Was +7 in a stretch of 25 games (12/1—1/27) ... Went 10 games without a minus (3/18—4/5), finishing +3 in that time ... Finished the season with three points in the last two games (4/17—4/18, 1g-2a) ... Was sixth on Hershey in postseason scoring with 15 points (8g-7a) in 21 games as the Bears won the Calder Cup. **2004-05:** Spent the season with Portland (AHL), where he finished fifth on the team in goals (16) and tied for eighth in points (26) in 68 games ... His eight PPGs and five GWGs were both tied for the team lead ... Scored two goals against Norfolk (11/28), including the game-winner in a sudden-death shootout ... Scored both goals in a 2-0 win against Hartford (3/13). **2003-04:** His first year as a professional, split the season between OTT, Washington, Binghamton (AHL) and Portland ... Started the season with Binghamton and totaled 33 points (15g-18a) in 44 games ... Recalled by OTT and made his NHL debut at NJ (2/3) ... Was dealt to the Capitals (2/18) and was assigned to Portland ... Recalled by the Capitals on 3/12 and made his debut that night vs. CHI, recording his first NHL point, an assist ... After three games with the Capitals, was reassigned to Portland (3/18) ... Recalled by the Capitals for one game, at BOS (4/1) ... Appeared in six playoff games for Portland.

Junior Career

2002-03: His final season of major junior hockey, played in 60 games for Seattle (WHL), recording 41 goals and 53 assists for 94 points ... Led the team in goals, assists and points ... Finished the season ranked sixth in the WHL in points, tied for seventh in goals, tied for eighth in assists, tied for seventh in plus/minus and tied for third in PPGs ... Played in all 15 playoff games for Seattle, recording five goals and 14 assists ... Led the team in playoff points (19) and assists ... Represented Canada in the World Junior Championship, winning a silver medal. **2001-02:** Totaled 28 goals and 50 assists in 75 games with Seattle and Moose Jaw (WHL) ... In 11 playoff games for Seattle, tallied five goals and three assists.

International

Won a silver medal with Canada at the 2003 World Junior Championship ... Posted six points (2g-4a) in six games.

Transactions

Selected by Ottawa in the sixth round, 193rd overall, in the 2001 Entry Draft ... Traded to the Capitals by Ottawa with Ottawa's second-round choice in the 2005 Entry Draft (later traded to Colorado-Chris Durand) and future considerations for Peter Bondra, Feb. 18, 2004.

Personal

Involved in the fight against MS ... Supports Athletes Against Autism ... Enjoys playing the guitar or drums, fishing and golfing ... Favorite sport other than hockey is baseball and is an avid Toronto Blue Jays fan ... Favorite athlete is Tiger Woods ... Lists "A Time to Kill" as his favorite book.



QUINTIN LAING

53

Left Wing • Height: 6'3" • Weight: 193 • Shoots: Left
 Born: June 8, 1979 (Rosetown, Saskatchewan)
 Drafted: Detroit's third choice, 102nd overall, in 1997 Entry Draft
 Acquired: Signed as a free agent, July 18, 2006

vs. the NHL

	GP	G	A	Pts	PIM
ATL	3	0	0	0	2
BOS	2	0	0	0	0
BUF	1	0	0	0	0
CAR	3	0	0	0	0
CHI	1	0	0	0	0
COL	1	0	0	0	0
CBJ	1	0	0	0	2
DET	1	0	1	1	0
EDM	1	0	0	0	0
FLA	4	0	1	1	0
MIN	1	0	0	0	0
MTL	4	0	0	0	0
NSH	1	0	1	1	0
NJ	3	1	0	1	0
NYI	2	0	0	0	2
NYR	1	0	0	0	0
OTT	2	0	0	0	0
PHI	2	0	1	1	2
PIT	2	0	0	0	2
TB	5	0	2	2	0
TOR	2	0	0	0	0

CAREER STATISTICS

Regular Season

Year	Team	League	GP	G	A	Pts	PIM	+/-	PP	SH	GW	S
1996-97	Kelowna	WHL	63	13	24	37	54	-	-	-	-	-
1997-98	Kelowna	WHL	59	11	24	35	47	-	-	-	-	-
1998-99	Kelowna	WHL	70	11	10	21	107	-	-	-	-	-
1999-00	Kelowna	WHL	68	22	30	52	61	-	-	-	-	-
2000-01	Norfolk	AHL	10	0	1	1	10	-	-	-	-	-
	Jackson	ECHL	60	13	24	37	39	-	-	-	-	-
2001-02	Norfolk	AHL	61	6	15	21	32	-	-	-	-	-
	Jackson	ECHL	16	4	6	10	12	-	-	-	-	-
2002-03	Norfolk	AHL	69	5	12	17	33	-	-	-	-	-
2003-04	Chicago	NHL	3	0	1	1	0	1	0	0	0	3
	Norfolk	AHL	78	12	10	22	74	-	-	-	-	-
2004-05	Norfolk	AHL	66	10	13	23	54	-	-	-	-	-
2005-06	Norfolk	AHL	73	14	31	45	70	-	-	-	-	-
2006-07	Hershey	AHL	75	15	28	43	44	-	-	-	-	-
2007-08	CAPITALS	NHL	39	1	5	6	10	4	0	0	1	48
	Hershey	AHL	20	2	6	8	28	-	-	-	-	-
2008-09	CAPITALS	NHL	1	0	0	0	0	1	0	0	0	2
	Hershey	AHL	55	9	16	25	21	-	-	-	-	-
CAPITALS TOTALS			40	1	5	6	10	5	0	0	1	50
NHL TOTALS			43	1	6	7	10	6	0	0	1	53

Playoffs

GP	G	A	Pts	PIM
1	0	0	0	0
7	0	1	1	8
6	3	0	3	0
5	1	1	2	8
-	-	-	-	-
5	0	0	0	0
4	0	0	0	2
-	-	-	-	-
8	2	2	4	0
-	-	-	-	-
8	5	1	6	4
4	0	0	0	0
4	0	0	0	0
19	2	5	7	21
-	-	-	-	-
-	-	-	-	-
-	-	-	-	-
9	2	2	4	0
-	-	-	-	-

CAREER HIGHLIGHTS

First NHL Game: 2/29/04 (CHI 2 vs FLA 2)
 First NHL Goal: 12/10/07 (WSH 3 vs NJ 2, Weekes)
 First NHL Assist: 3/1/04 (CHI 2 at NSH 2)
 Most Goals in a Game: 1 (12/10/07, WSH 3 vs NJ 2)
 Most Assists in a Game: 1 (6 times, last: 2/16/08, WSH 3 at TB 2)
 Most Points in a Game: 1 (7 times, last: 2/16/08, WSH 3 at TB 2, 0G-1A)
 Most Shots in a Game: 3 (3 times, last: 1/19/08, WSH 5 vs FLA 3)
 Most PIM in a Game: 2 (5 times, last: 3/21/08, WSH 5 at ATL 3)
 Most Ice Time in a Game: 15:11 (12/15/08, WSH 3 at TB 2)
 Longest Goal Streak: 1 (12/10/07, 1G)
 Longest Assist Streak: 1 (6 times, last: 2/16/08, 1A)
 Longest Point Streak: 1 (7 times, last: 2/16/2008, 0G-1A)
 Penalty Shots: None
 Shootouts: None

DID YOU KNOW?

Quintin Laing returned from a torn spleen – suffered in his only NHL game last season – to help lead the Hershey Bears to the Calder Cup.

QUINTIN LAING

2008-09

Played in one game for Washington and suffered a torn spleen on 3/19 at TB (was recalled from Hershey on same day) ... Injury occurred on his second shift of the game, but he played the rest of the game (total of 10:19) and finished +1 ... Saw action in 55 games for Hershey and recorded 25 points (9g-16a) ... Had two goals, including the GWG, 10/26 vs. Rochester ... Recorded a goal and an assist 11/29 vs. Philadelphia ... Posted two assists 1/21 at Norfolk and 2/6 at Philadelphia ... Returned from the spleen injury on 5/22 and made his Calder Cup playoff debut in Game 3 of the Eastern Conference Finals against Providence ... Saw action in nine playoff games and had four points (2g-2a) in helping Hershey win the Calder Cup ... Had three points (1g-2a) and was +3 in Game 5 vs. Providence ... Recorded a SHG in Game 3 against Manitoba in the Calder Cup final.

Career

2007-08: Registered six points (1g-5a) in 39 games for Washington ... Finished second among Caps forwards with 52 blocked shots in only 39 games ... Averaged 11:33 of ice time ... Registered even or better plus/minus in 35 games ... Washington went 4-1-1 when he recorded a point ... Recalled to Washington 11/29 ... Made his Capitals debut – and his first NHL appearance since 2003-04 – at CAR (11/30) ... Scored his first career NHL goal – the eventual GWG – 12/10 vs. NJ ... Skated season-high 15:11 at TB (12/15) ... Blocked three shots while shorthanded in overtime 1/21 at PIT, helping the Caps secure a shootout win ... Played 20 games for Hershey (AHL), recording eight points (2g-6a) and a +9 rating. **2006-07:** Played first season for Hershey, appearing in 75 games, recording 43 points (15g-28a) and 44 PIM ... Named Hershey's Unsung Hero ... Picked up first point in a Bears uniform at Wilkes-Barre/Scranton (10/7) and recorded his first multiple-point game for Hershey a week later at Syracuse (10/14) ... Posted a hat trick at Albany (12/20), and recorded another multiple-point night three days later in a 4-1 win over Philadelphia ... Named AHL Player of the Week for the week ending 12/24 ... Scored the GWG 3/1 ... Recorded a goal and an assist in Game 1 of the East Division Final (5/2). **2005-06:** Ranked tied for sixth on Norfolk (AHL) in scoring with 45 points (14g-31a) in 73 games ... Led the team with +19 ... Appeared in all four postseason games. **2004-05:** Appeared in 66 games for Norfolk, registering 23 points (10g-13a) ... Played in his 250th career AHL game on 12/19 at San Antonio ... Missed 10 games from 3/13–4/2 due to injury ... Played in four playoff games

for Norfolk. **2003-04:** Made his NHL debut with CHI on 2/29 ... Appeared in three games for CHI ... Recorded his first NHL assist/point on 3/1 at NSH ... Spent the majority of the season with Norfolk, appearing in 78 games, posting 22 points (12g-10a) and 74 PIM ... Played in eight playoff games with Norfolk, recording six points (5g-1a) and four PIM. **2002-03:** Spent the entire season with Norfolk, appearing in 69 games, posting 17 points (5g-12a) and 33 PIM ... Also appeared in eight playoff games, posting four points (2g-2a). **2001-02:** Split the season between Jackson (ECHL) and Norfolk ... Played in 16 games for Jackson, posting 10 points (4g-6a) and 12 PIM ... Appeared in 61 games for Norfolk, recording 21 points (6g-15a) and 32 PIM ... Played in four playoff games for Norfolk. **2000-01:** Split the season between Jackson and Norfolk ... Appeared in 60 games for Jackson, recording 37 points (13g-24a) and 39 PIM ... Played in five playoff games for Jackson ... Played in 10 games for Norfolk, posting one assist and 10 PIM.

Junior Career

Played four seasons with Kelowna (WHL), appearing in 260 games, recording 145 points (57g-145a) and 269 PIM. **1999-00:** Appeared in 68 games with Kelowna, posting 52 points (22g-30a) and 61 PIM ... Appeared in five playoff games, posting one goal and one assist. **1998-99:** Played in 70 games with Kelowna, registering 21 points (11g-10a) and 107 PIM ... Scored three goals in six playoff games. **1997-98:** Appeared in 59 games with Kelowna recording 35 points (11g-24a) and 47 PIM. **1996-97:** Recorded 37 points (13g-24a) and 54 PIM in 63 games for Kelowna ... Appeared in one playoff game.

NHL Transactions

Detroit's fourth-round pick, 102nd overall, in the 1997 Entry Draft ... Signed as a free agent by Chicago on June 4, 2003 ... Signed as a free agent by Washington on July 18, 2006.

Personal

Supports the Make-a-Wish Foundation ... Enjoys golfing and camping in the offseason ... If he wasn't playing hockey, he may have pursued a career as a firefighter ... Top hockey memories are winning the Calder Cup and scoring his first NHL goal.



PATRICK McNEILL

46

Defense • Height: 6'0" • Weight: 198 • Shoots: Left

Born: March 17, 1987 (Strathroy, Ontario)

Drafted: Capitals' fourth-round choice, 118th overall, in the 2005 Entry Draft

CAREER STATISTICS

			Regular Season											Playoffs				
Year	Team	League	GP	G	A	Pts	PIM	+/-	PP	SH	GW	S		GP	G	A	Pts	PIM
2002-03	Strathroy	OHA-B	45	6	13	19	53	-	-	-	-	-		-	-	-	-	-
2003-04	Saginaw	OHL	57	3	11	14	28	-	-	-	-	-		-	-	-	-	-
2004-05	Saginaw	OHL	66	7	26	33	31	-	-	-	-	-		-	-	-	-	-
2005-06	Saginaw	OHL	68	21	56	77	64	-	-	-	-	-		4	1	3	4	6
2006-07	Saginaw	OHL	58	22	36	58	49	-	-	-	-	-		6	3	2	5	6
2007-08	Hershey	AHL	48	1	13	14	16	-	-	-	-	-		2	0	0	0	0
	South Carolina	ECHL	19	5	11	16	16	-	-	-	-	-		5	0	2	2	4
2008-09	Hershey	AHL	46	3	15	18	20	-	-	-	-	-		10	0	3	3	4

2008-09

Ranked fifth among Hershey (AHL) defensemen with 18 points (3g-15a) ... Tied for the lead among Hershey defensemen and third on the team with a +24 rating ... Five of his 18 points came on the power play (1g-4a) ... Recorded two four-game point streaks: 11/16—11/26 (4a) and 11/29—12/11 (1g-3a) ... Had a season-high two points (1g-1a) on 1/21 at Norfolk ... Registered the shorthanded GWG on 12/6 vs. Hartford ... Tallied three assists in the AHL playoffs, appearing in 10 games as Hershey won the Calder Cup.

Career

2007-08: Split his first professional season between Hershey (48 games) and South Carolina (ECHL, 19 games) ... Ranked fourth among Hershey rookies with 14 points (1g-13a) ... Five of his 13 assists came on the power play ... Had an assist in his AHL debut, 11/7 at Norfolk ... Had two assists 11/23 at Philadelphia ... Scored his first AHL goal 12/28 at Norfolk ... Recorded two assists 2/16 at Binghamton ... Recorded 16 points (5g-11a) in 19 games for South Carolina ... Had two assists in his first pro game, 10/20 vs. Columbia ... Had points in 12 straight ECHL games (10/24—2/1), which was interrupted while he played 25 games for Hershey ... Appeared in both the AHL and ECHL playoffs.

Junior Career

2006-07: Tallied 58 points (22g-36a) in 58 games for Saginaw (OHL) ... Ranked fourth among OHL defensemen in points and third in goals ... Ranked third on the team in points and first in assists ... Posted 14 multiple-point games on the season ... Played in the OHL All Star Game ... Team captain ... Scored season-high two goals twice (10/12 vs. Peterborough, 11/9 vs. Mississauga) ... Tallied season-best

four points vs. Kingston on 10/15 ... Recorded 10 points (2g-8a) in season-best six-game point streak from 3/2—3/16 ... Appeared in six playoff games ... Netted three goals and two assists for five points ... Finished third on the team in playoff scoring. **2005-06:** Skated in 68 games with Saginaw, registering 77 points (21g-56a) ... Led the team in assists and ranked third in points ... Finished second on roster with a +24 rating ... His 15 PPGs were good for second place on team ... Named Spirit's Team MVP and Most Valuable Defenseman ... Led all OHL defensemen in scoring ... Played in the OHL All-Star Game ... Earned honorable mention on the OHL All-Star Team ... Team captain ... Participated in Canada's National Junior Team Evaluation Camp. **2004-05:** Appeared in 66 games in second season with Saginaw ... Tallied 33 points (7g-26a) ... Ranked fifth on team in scoring ... Four of seven goals were scored with the man advantage. **2003-04:** Skated in 57 games during first year with Saginaw ... Posted 14 points (3g-11a). **2002-03:** Tallied 19 points (6g-13a) with Strathroy (OHA-B) in 45 games played.

International Career

2005: Played for Canada at the Under-18 World Championship. **2004:** Won a goal medal with Team Canada at the 2004 World Junior Cup ... Member of Canadian team that won championship at 2004 World U-17 Challenge.

NHL Transactions

Selected by Washington in the seventh round, 209th overall, in the 2005 Entry Draft.

Personal

Enjoys golf and baseball and is a fan of Tiger Woods ... Favorite movie is 300; favorite TV show is Two and a Half Men.



ZACH MISKOVIC

68

Defense • Height: 6'1" • Weight: 190 • Shoots: Right
 Born: May 8, 1985 (River Forest, Ill.)
 Acquired: Signed as a free agent, March 25, 2009

CAREER STATISTICS

			Regular Season											Playoffs				
Year	Team	League	GP	G	A	Pts	PIM	+/-	PP	SH	GW	S		GP	G	A	Pts	PIM
2002-03	Cedar Rapids	USHL	60	2	6	8	91	-	-	-	-	-		7	0	0	0	12
2003-04	Cedar Rapids	USHL	60	6	15	21	139	-	-	-	-	-		4	1	1	2	2
2004-05	Cedar Rapids	USHL	60	4	16	20	149	-	-	-	-	-		8	1	0	1	14
2005-06	St. Lawrence	ECAC	40	1	15	16	30	-	-	-	-	-		-	-	-	-	-
2006-07	St. Lawrence	ECAC	39	2	10	12	48	-	-	-	-	-		-	-	-	-	-
2007-08	St. Lawrence	ECAC	37	8	12	20	36	-	-	-	-	-		-	-	-	-	-
2008-09	St. Lawrence	ECAC	38	16	9	25	32	-	-	-	-	-		-	-	-	-	-

NCAA East First All-America Team (2009) • First-Team All-ECAC Hockey (2009) • Third-Team All-ECAC Hockey (2008)

A first-year pro who led all NCAA defensemen in goals last year with 16 in 38 games ... Has played in 334 straight regular-season games dating back to his days in the USHL.

2008-09

Completed his college career as a senior at St. Lawrence (SLU) in ECAC Hockey ... Set a school record by playing in all 154 games of his college career ... Named to the NCAA East First All-America Team by the American Hockey Coaches Association ... Was a first-team All-ECAC Hockey selection and named team MVP ... Led all NCAA Division I defensemen with 16 goals in 38 games ... Tied for the team lead in goals ... Added nine assists and finished fourth on the team with 25 points ... Had five PPGs and a team-high four GWGs ... Played a key role in the best team defense for the Saints since the 1950s.

Career

2007-08: Played in all 37 games for SLU ... Earned third-team All-ECAC Hockey honors and won the Pete McGeough Award as the most outstanding team defenseman ... Tied for third on the team with eight goals ... Tied for fifth with 12 assists ... Tied for fourth with 20 points ... Had three PPGs ... Third on the team with 36 PIM. **2006-07:** Played in all 39 games for SLU ... Had 10 points (2g-10a) ... Scored both of his goals on the opening weekend of the season against Niagara ... Third on the team with 48 PIM. **2005-06:** Played in all 40 games for SLU ... Tied

for fourth on the team with 15 assists ... Had 16 points ... Had only 30 PIM, which ended up being his career low for a season ... First collegiate point was an assist and came in the first game of the season at Wisconsin. **2004-05:** Played in all 60 games for Cedar Rapids (USHL) and helped the team win the Clark Cup and Anderson Cup ... Had 20 points (4g-16a) ... Led the team with 149 PIM, 56 more than his next closest teammate ... Had one goal and 14 PIM in eight playoff games. **2003-04:** Skated in all 60 games for Cedar Rapids ... Tallied 21 points (6g-15a) ... Led team with 139 PIM, 74 more than his next closest teammate ... Had one goal and one assist in four playoff games. **2002-03:** Played in all 60 games for Cedar Rapids ... Registered eight points (2g-6a) ... Second on the team with 91 PIM ... Had 12 PIM in seven playoff games.

NHL Transactions

Signed as a free agent by Washington, March 25, 2009.

Personal

Lists Bobby Orr as his hockey hero ... Grew up a Blackhawks fan ... Favorite hockey memory is winning the USHL's Anderson and Clark Cups with Cedar Rapids ... Favorite sports other than hockey are lacrosse and tennis ... If he weren't playing hockey, he would be continuing his education and pursuing a career in architecture.



BRENDAN MORRISON

9

Center • Ht.: 5'11" • Wt.: 185 • Shoots: Left

Born: August 15, 1975 (Pitt Meadows, British Columbia)

Drafted: New Jersey's second-round choice, 39th overall, in the 1993 Entry Draft

Acquired: Signed as a free agent, July 10, 2009

vs. the NHL

	GP	G	A	Pts	PIM
ANA	32	1	15	16	24
ATL	9	5	9	14	8
BOS	17	4	4	8	4
BUF	18	7	9	16	6
CAR	15	4	12	16	6
CGY	49	18	22	40	24
CHI	35	8	11	19	20
CBJ	30	9	19	28	30
COL	48	15	22	37	24
DAL	30	10	8	18	20
DET	34	5	16	21	20
EDM	49	15	19	34	28
FLA	12	3	5	8	2
LA	39	6	16	22	40
MIN	45	4	18	22	32
MTL	20	3	10	13	6
NJ	7	1	3	4	4
NYI	14	5	6	11	2
NYR	13	5	6	11	2
NSH	33	9	19	28	16
OTT	18	3	3	6	4
PHI	15	1	7	8	2
PHX	35	8	17	25	6
PIT	17	3	6	9	2
SJ	35	6	14	20	22
STL	32	7	10	17	18
TB	12	1	10	11	4
TOR	19	5	7	12	8
VAN	7	2	2	4	0
WSH	16	2	5	7	0

CAREER STATISTICS

CAREER STATISTICS			Regular Season											Playoffs				
Year	Team	League	GP	G	A	Pts	PIM	+/-	PP	SH	GW	S	GP	G	A	Pts	PIM	
1992-93	Penticton	BCHL	56	35	59	94	45	-	-	-	-	-	-	-	-	-	-	
1993-94	Michigan	CCHA	38	20	28	48	24	-	-	-	-	-	-	-	-	-	-	
1994-95	Michigan	CCHA	39	23	*53	*76	42	-	-	-	-	-	-	-	-	-	-	
1995-96	Michigan	CCHA	35	28	44	*72	41	-	-	-	-	-	-	-	-	-	-	
1996-97	Michigan	CCHA	43	31	*57	*88	52	-	-	-	-	-	-	-	-	-	-	
1997-98	New Jersey	NHL	11	5	4	9	0	3	0	0	1	19	3	0	1	1	0	
	Albany	AHL	72	35	49	84	44	-	-	-	-	-	8	3	4	7	19	
1998-99	New Jersey	NHL	76	13	33	46	18	-4	5	0	2	111	7	0	2	2	0	
1999-00	Trebic	Czech-2	2	0	0	0	0	-	-	-	-	-	-	-	-	-	-	
	Pardubice	Czech	6	5	2	7	2	-	-	-	-	-	-	-	-	-	-	
	New Jersey	NHL	44	5	21	26	8	8	2	0	1	79	-	-	-	-	-	
	Vancouver	NHL	12	2	7	9	10	4	0	0	0	17	-	-	-	-	-	
2000-01	Vancouver	NHL	82	16	38	54	42	2	3	2	3	179	4	1	2	3	0	
2001-02	Vancouver	NHL	82	23	44	67	26	18	6	0	4	183	6	0	2	2	6	
2002-03	Vancouver	NHL	82	25	46	71	36	18	6	2	8	167	14	4	7	11	18	
2003-04	Vancouver	NHL	82	22	38	60	50	16	5	1	4	161	7	2	3	5	8	
2004-05	Linkopings HC	Sweden	45	16	28	44	50	-	-	-	-	-	6	0	2	2	10	
2005-06	Vancouver	NHL	82	19	37	56	84	-1	8	0	5	156	-	-	-	-	-	
2006-07	Vancouver	NHL	82	20	31	51	60	-9	6	2	3	139	12	1	3	4	6	
2007-08	Vancouver	NHL	39	9	16	25	18	-3	3	0	3	54	-	-	-	-	-	
2008-09	Anaheim	NHL	62	10	12	22	16	E	1	0	2	82	-	-	-	-	-	
	Dallas	NHL	19	6	3	9	16	3	2	0	2	29	-	-	-	-	-	
NHL TOTALS			755	175	330	505	384	55	47	7	38	1,376	53	8	20	28	38	

CCHA Rookie of the Year (1994) • CCHA First All-Star Team (1995, 1996, 1997) • NCAA West First All-America Team (1995, 1996, 1997) • CCHA Player of the Year (1996, 1997) • NCAA Championship All-Tournament Team (1996) • NCAA Championship Tournament MVP (1996) • Hobey Baker Memorial Award (1997) • AHL All-Rookie Team (1998)

CAREER HIGHLIGHTS

First NHL Game: 12/4/97 (NJ 4 at PIT 0)
 First NHL Goal: 12/4/97 (NJ 4 at PIT 0)
 First NHL Assist: 4/5/98 (NJ 3 vs. PHX 2)
 Most Goals in a Game: 3 (11/29/03, VAN 4 at CGY 4)
 Most Assists in a Game: 4 (2 times, last: 12/23/05, VAN 5 vs. CGY 6)
 Most Points in a Game: 4 (4 times, last: 12/23/05, VAN 5 vs. CGY 6, 0G-4A)
 Most Shots in a Game: 8 (2 times, last: 12/22/03, VAN 4 vs LA 4)
 Most PIM in a Game: 10 (1/21/99, NJ 3 at LA 2)
 Penalty Shots: None
 Shootouts: 6/13

DID YOU KNOW?

Brendan Morrison and the Capitals' other significant free-agent addition this offseason, Mike Knuble, were teammates at the University of Michigan and with Linkopings in Sweden in 2004-05.

BRENDAN MORRISON

A six-time 50-point scorer, including four 20-goal seasons ... Played 542 consecutive NHL games from 2000-07.

2008-09

Split the season between ANA and DAL, appearing in 81 games ... Totaled 31 points (16g-15a) and a +3 rating ... Posted three three-game scoring streaks ... Recorded six points (1g-5a) in eight games against Southeast Division teams ... Played his 700th career game 12/3 at CHI ... Had back-to-back two-goal games on 12/23 at CGY and 12/27 at DAL ... Finished December with six goals in 13 games ... Was claimed by DAL off waivers on 3/4 ... His goal 3/24 vs. VAN was the 500th point of his career ... Recorded five points (3g-2a) in a three-game stretch from 3/28—3/31 ... Scored twice 3/31 at LA, both on the PP with one standing up as the GWG ... Enjoyed his best month of the season in March, with nine points (6g-3a) in 15 games.

Career

2007-08: Appeared in his 10th NHL season, his eighth with VAN ... Was limited to 39 games due to knee and wrist injuries ... Had five multiple-point games, including three multi-assist contests ... Posted his 300th career assist 10/6 at CGY ... Tallied his second goal in as many games while skating a season-high 19:42 at CGY (11/8) ... Scored his first of three GWGs 11/25 vs. CHI ... Notched the GWG and one assist on 12/5 at CHI ... His league-leading consecutive games played streak ended at 542 games due to a wrist injury, 12/12 at LA ... Missed 38 games from 12/12—3/8 due to the injury ... Posted a season-high three points (1g-2a), including the GWG, on 3/15 at DAL. **2006-07:** Played his sixth consecutive 82-game season with VAN ... Pushed his consecutive games played streak to 512, the NHL's longest active streak at the end of the 2006-07 regular season ... Finished fourth on the team in goals (20), assists (31) and points (51) ... Became the third-highest-scoring center in VAN history with 367 points ... Recorded his 400th NHL career point with an assist on 10/13 vs. SJ ... Played in his 600th career game on 1/18 at OTT ... Set a franchise record by playing his 483rd consecutive game on 2/22 at LA ... Scored his 20th goal, giving him four career 20-goal seasons, on 3/31 vs. CGY ... Collected four points (1g-3a) in 12 playoff games. **2005-06:** Played his fifth straight 82-game season with VAN ... Led all VAN forwards in TOI (19:30) and takeaways (58); ranked second on the team in GWG (5) ... Finished fifth on the team in goals (19), assists (37) and points (56) ... Recorded a season-high five-game point streak (5a) from 11/16—11/24 ... Matched that streak with points in five straight games (1g-8a) from 12/15—12/23, including a career-best four assists on 12/23 vs. CGY ... Had a goal and assist in his 400th consecutive game, 1/16 at PIT. **2004-05:** Played 45 games with Linköpings in the Swedish Elite League, where he was a teammate of Mike Knuble ... Ranked second on the team in goals (16), assists (28) and points (44) ... Finished sixth in the league in scoring. **2003-04:** Played all 82 games for the fourth consecutive season ... Finished tied for second in team scoring with 60 points (22g-38a) and had a +16 rating ... Posted a career-high nine-game point streak (5g-6a) from 10/18—11/5 ... Appeared in his 400th career NHL game, 10/31 at PHX ... Recorded his first career hat trick and his 100th NHL goal, 11/29 at CGY ... Concluded the regular season on a five-game point streak (2g-6a), 3/27—4/3 ... Appeared in seven WCQF games vs. CGY, recording five points (2g-3a). **2002-03:** Established career highs in goals (25), assists (46) and points (71), each good for third on the team ... Averaged a career-best 21:13 TOI ... Matched his career best with a +18 rating ... Second on the team with 8 GWG ... Had points in a season-high seven consecutive games (4g-8a), 11/9—11/25 ... Was named NHL Player of the Week for the week ending 2/23 after recording eight points (3g-5a) in four games ... Had back-to-back four-point games 2/23 vs. CBJ and 2/25 vs. ATL (3g-5a) ... Set playoff career highs in goals (4), assists (7), points (11) and games (14).

2001-02: Appeared in all 82 regular season games ... Finished third on VAN in goals (23), assists (44) and points (67) ... Fired a career-high 183 shots on goal ... Established a career high with a +18 rating ... Registered a seven-game point streak from 3/10—3/21 (3g-8a). **2000-01:** Played all 82 games for the first time in his career ... Finished fourth on the team with 54 points (16g-38a), his first 50-point season ... Recorded a career high in points and assists (4) on 12/16 vs. CBJ ... Posted the first two-goal game of his career and added one assist 2/17 at EDM ... Made his VAN playoff debut, posting three points (1g-2a) in four games. **1999-00:** Began the season in Europe before splitting the NHL campaign with NJ and VAN ... Totaled 35 points (7g-28a) in 56 games, including nine points (2g-7a) in 12 games with VAN ... Had two points (1g-1a) in his VAN debut, 3/16 vs. BUF. **1998-99:** Finished second among NHL rookies with 33 assists and 46 points in 76 games with NJ ... Tied for sixth among rookies with 13 goals ... Tied for sixth in scoring for NJ. **1997-98:** Made his NHL debut with NJ on 12/4 at PIT and became sixth Devil to record a goal in his first NHL appearance ... Had a six-game point streak with NJ from 4/3—4/15 (4g-4a) ... Posted one assist in his first three career NHL playoff games ... Led the Albany River Rats and was tied for eighth in the AHL with 84 points (35g-49a) ... Named to the AHL All-Rookie Team ... Set a franchise record with five goals in a game 4/1 vs. Hartford ... Averaged nearly a point per game in eight AHL playoff outings (3g-4a).

College Career

One of the most decorated college players in history for the University of Michigan (CCHA) ... A three-time Hobey Baker Award finalist, three-time first-team All-American and the CCHA's only two-time Player of the Year ... Led the nation in scoring three years in a row ... The school's all-time leader in points (284) and assists (182). **1996-97:** Led the nation in assists (57) and points (88) while scoring a career-best 31 goals in 43 games. **1995-96:** Led team to the NCAA title, earning NCAA Tournament MVP and All-Tournament Team honors ... Led the nation with 72 points (28g-44a) in 35 games ... Scored the OT goal in the national championship game vs. Colorado College. **1994-95:** Led the nation in points (76) and assists (53) in 39 games. **1993-94:** Named CCHA Rookie of the Year after posting 48 points (20g-28a) in 38 games ... Finished fourth on the team in scoring.

International

Has represented Canada three times at the World Championships (2000, 2004, 2005). **2005:** Scored four goals in nine games at the World Championship to finish third among Canadians in goals ... Won a silver medal. **2004:** Won a gold medal at the World Championship ... Shared the team lead in assists (6) and was tied for third in points (7) in nine games ... Tied for second in the tournament in assists. **2000:** Had four points (1g-3a) in seven games in his World Championship debut.

Transactions

Selected by New Jersey in the second round, 39th overall, in the 1993 Entry Draft ... Traded to Vancouver with Denis Pederson for Alexander Mogilny, March 14, 2000 ... Signed as a free agent by Anaheim, July 8, 2008 ... Claimed off waivers by Dallas, March 4, 2009 ... Signed as a free agent by Washington, July 10, 2009.

Personal

Enjoys fishing and boating in the offseason ... Winning the 1996 NCAA championship is his top hockey memory ... Favorite sport other than hockey is baseball.



SHAONE MORRISONN 26

SHAWN

Defense • Ht.: 6'4" • Wt.: 217 • Shoots: Left

Born: Dec. 23, 1982 (Vancouver, British Columbia)

Drafted: Boston's first-round choice, 19th overall, in the 2001 Entry Draft

Acquired: From Boston with a first- and second-round choice in the 2004 Entry Draft for Sergei Gonchar, March 3, 2004

vs. the NHL

	GP	G	A	Pts	PIM
ANA	2	0	1	1	0
ATL	30	0	7	7	30
BOS	15	0	2	2	16
BUF	20	0	2	2	23
CAR	31	1	5	6	34
CGY	3	0	2	2	4
CHI	4	0	0	0	2
CBJ	4	0	1	1	2
COL	3	0	0	0	2
DAL	4	0	0	0	2
DET	5	0	1	1	2
EDM	3	0	0	0	7
FLA	32	0	3	3	33
LA	4	0	1	1	6
MIN	3	1	0	1	4
MTL	16	0	0	0	20
NJ	15	0	3	3	8
NYI	20	0	2	2	16
NYR	17	1	2	3	31
NSH	4	0	0	0	6
OTT	19	0	1	1	14
PHI	19	1	3	4	18
PHX	3	0	0	0	4
PIT	18	1	2	3	20
SJ	4	1	1	2	0
STL	3	0	0	0	2
TB	28	2	8	10	27
TOR	17	1	1	2	18
VAN	3	0	0	0	4
WSH	1	0	1	1	0

CAREER STATISTICS

CAREER STATISTICS			Regular Season											Playoffs				
Year	Team	League	GP	G	A	Pts	PIM	+/-	PP	SH	GW	S	GP	G	A	Pts	PIM	
1998-99	South Surrey	BCHL	19	0	2	2	13	-	-	-	-	-	-	-	-	-	-	
1999-00	Kamloops	WHL	57	1	6	7	80	-	-	-	-	-	4	0	0	0	6	
2000-01	Kamloops	WHL	61	13	25	38	132	-	-	-	-	-	4	0	0	0	6	
2001-02	Kamloops	WHL	61	11	26	37	106	-	-	-	-	-	4	0	2	2	2	
2002-03	Boston	NHL	11	0	0	0	8	0	0	0	0	4	-	-	-	-	-	
	Providence	AHL	60	5	16	21	103	-	-	-	-	-	4	0	0	0	6	
2003-04	Boston	NHL	30	1	7	8	10	10	0	0	0	13	-	-	-	-	-	
	CAPITALS	NHL	3	0	0	0	0	0	0	0	0	1	-	-	-	-	-	
	Providence	AHL	18	0	2	2	16	-	-	-	-	-	-	-	-	-	-	
	Portland	AHL	13	1	4	5	10	-	-	-	-	-	7	0	1	1	4	
2004-05	Portland	AHL	71	4	14	18	63	-	-	-	-	-	-	-	-	-	-	
2005-06	CAPITALS	NHL	80	1	13	14	91	7	0	0	0	56	-	-	-	-	-	
2006-07	CAPITALS	NHL	78	3	10	13	106	3	0	0	0	46	-	-	-	-	-	
2007-08	CAPITALS	NHL	76	1	9	10	63	4	0	0	1	47	7	0	1	1	6	
2008-09	CAPITALS	NHL	72	3	10	13	77	4	0	0	1	50	14	0	1	1	8	
CAPITALS TOTALS			309	8	42	50	337	18	0	0	2	200	21	0	2	2	14	
NHL TOTALS			350	9	49	58	355	28	0	0	2	217	21	0	2	2	14	

CAREER HIGHLIGHTS

First NHL Game: 11/19/02 (BOS 0 at TOR 2)
First NHL Goal: 1/1/04 (BOS 3 vs TOR 2, Belfour)
First NHL Assist: 12/29/03 (BOS 3 at WSH 1)
Most Goals in a Game: 1 (9 times, last: 2/22/09, WSH 5 vs PIT 2)
Most Assists in a Game: 2 (4 times, last: 3/19/09, WSH 5 at TB 2)
Most Points in a Game: 2 (5 times, last: 3/19/09, WSH 5 at TB 2, 0G-2A)
Most Shots in a Game: 5 (2 times, last: 2/23/08, WSH 3 at CAR 6)
Most PIM in a Game: 17 (12/30/06, WSH 1 at NYR 4)
Most Ice Time in a Game: 30:37 (3/18/06, WSH 3 vs. FLA 4)
Longest Goal Streak: 1 (9 times, last: 2/22/09, 1G)
Longest Assist Streak: 3 (2 times, last: 12/16/05-12/22/05, 3A)
Longest Point Streak: 3 (3 times, last: 10/30/06-11/4/06, 1G-3A)
Penalty Shots: None
Shootouts: None

DID YOU KNOW?

Shaone Morrisonn's overtime goal at the New York Rangers on Dec. 23, 2008, capped Washington's rally from a 4-0 deficit, matching the biggest comeback win in franchise history. The goal came on Morrisonn's 26th birthday.

SHAONE MORRISONN

2008-09

Played 72 games and was tied for third among Caps defensemen with 13 points (3g-10a) ... Tied his career high with three goals ... Six of his 10 assists were against division opponents ... Played his 300th NHL game 12/10 vs. BOS ... Scored the OT goal at NYR on his birthday (12/23), capping a comeback from a 4-0 deficit ... Registered a season-high five blocked shots on 12/26 vs. BUF ... Recorded his second goal of the season and was +3 on 2/14 at TB ... Had five points (2g-3a) in Feb., matching his point total from the first four months of the season ... Played a season-high 22:37 on 3/1 vs. FLA ... Posted two assists, tying a career high, and was +2 at TB (3/19) ... Appeared in all 14 Stanley Cup playoff games ... Tallied an assist in Game 6 of the ECSF at PIT (5/11).

Career

2007-08: Played in 76 games and had 10 points (1g-9a) ... Finished the season with a +4 rating ... Fourth on the team with an average 20:16 TOI and fifth with 63 PIM ... Led the team in ice time in three games ... Ranked fourth on the team with 89 blocked shots ... Was +14 in the 55 games he played in under Bruce Boudreau ... Had an assist in each of the first two games under Boudreau (11/23 and 11/24) ... Was a +3 in a team-high 25:47 vs. OTT (1/1) ... His lone goal of the season (2/26 vs. MIN) was the GWG ... Played all seven games of the ECQF against PHI, despite suffering a broken jaw. **2006-07:** Ranked third among Caps defensemen with 13 points (3g-10a) in 78 games ... Second on the team with a career-high 106 PIM ... Second on the team with 120 blocked shots ... Ranked second on the team and first among defensemen with 112 hits ... Tied for third on the team at +3 ... Had a +9 rating in the last 23 games ... Led the team with 28.8 shifts per game ... Finished third on the team in ice time, second among defensemen, at 20:57 per game ... Skated at least 20 minutes 49 times and led the team in ice time three times ... Led all Caps in shorthanded ice time at 4:15 per game ... Team was 6-2-3 when he tallied a point ... Scored all three of his goals in the first period ... Racked up 17 PIM at NYR (12/30) ... Had two assists at CGY (10/30) and at NYI (3/10) ... Was a season high +4 in a 7-1 win vs. TB (3/18) ... Played his 200th NHL game on 4/3 vs. FLA. **2005-06:** Played in 80 of 82 games, including the last 76 ... Second on the team and first among defensemen with a +7 rating ... Led the team in blocked shots with 131 ... Fourth among Capitals defensemen with 14 points (1g-13a) ... Led the team in ice time in eight games ... Led the team with three shorthanded assists ... Had a +7 rating, without a minus game, in a 12-game stretch (10/16—11/15) ... Posted his first career Capitals point with an assist at TB (10/28) ... Went 16 games without a minus rating (+3 from 11/23—1/1) ... Scored his first goal as a Capital vs.

CAR (4/7) ... Went nine straight games without a minus rating from 3/22—4/7, with four points (1g-3a) and +10 in that time. **2004-05:** Played 71 games for Portland (AHL) ... Led Pirates defensemen in goals (4) and finished second in points (18) ... Three of his four goals came on the power play ... Scored two goals against Springfield (11/5). **2003-04:** His rookie NHL season, appeared in 30 games for BOS, three games for the Capitals and 31 combined AHL games for Providence and Portland ... Started the season with Providence, and was recalled by BOS after 18 games (12/29) ... Appeared in his first game with BOS at WSH (12/29), recording an assist, his first NHL point ... Scored his first NHL goal and added an assist for his first NHL multiple-point game vs. TOR (1/1) ... Tallied assists in a career-high three consecutive games from 2/1-2/5 (4a), including a career-high two assists and +3 rating at BUF (2/5) ... Made his Capitals debut vs. PHI (3/6) ... After three games with the Capitals, was reassigned to Portland (AHL) ... In 13 games with the Pirates, had five points (1g-4a) and was +8. **2002-03:** His first professional season, played in 11 games for BOS and 60 games for Providence, recording five goals and 16 assists ... Was recalled five times by BOS throughout the season ... Made his NHL debut at TOR (11/19) ... Appeared in four playoff games for Providence, recording six PIM.

Junior Career

Played three seasons of major junior hockey with Kamloops (WHL), appearing in 179 games and totaling 25 goals and 57 assists for 82 points. **2001-02:** His final season in the WHL, appeared in 61 games for Kamloops, recording 11 goals and 26 assists ... Led team defensemen in scoring. **2000-01:** In 61 games for Kamloops, tallied 38 points (13g-25a) and 132 PIM ... Was named the team's top defenseman. **1999-00:** His first season of major junior hockey, scored one goal and added six assists in 57 games.

NHL Transactions

Selected by Boston in the first round, 19th overall, in the 2001 Entry Draft ... Traded to the Capitals by Boston with a first- (Jeff Schultz) and second-round choice (Mikhail Yunkov) in the 2004 Entry Draft for Sergei Gonchar, March 3, 2004.

Personal

Avid supporter of the fight against cancer ... Enjoys traveling, surfing and fishing in his spare time ... Favorite sport is basketball and favorite athlete is Steve Nash ... Favorite tourist attraction in Washington, D.C., is the Smithsonian Natural History Museum.



MICHAL NEUVIRTH

30

NOY-vihrt

Goaltender • Ht.: 6'1" • Wt.: 190 • Catches: Left

Born: March 23, 1988 (Usi Labem, Czech Republic)

Drafted: Capitals' second-round choice, 34th overall, in the 2006 Entry Draft

vs. the NHL

	GP	Min	SO	W	L	OT	GAA	Sv%
ATL	1	60	0	1	0	0	3.00	.875
CAR	1	60	0	0	1	0	5.00	.833
FLA	1	40	0	0	0	0	3.00	.875
TB	1	60	0	1	0	0	1.00	.969
TOR	1	0	0	0	0	0	0.00	.000

CAREER STATISTICS

Regular Season

Year	Team	League	GP	W	L	T	MIN	GA	SO	GAA	SA	SPCT
2003-04	Sparta U17	Cze-U17	55	-	-	-	3137	96	5	1.84	-	-
2004-05	Sparta U17	Cze-U17	20	-	-	-	1178	49	3	2.50	-	-
	Sparta Jr.	Cze-Jr.	10	-	-	-	501	20	1	2.40	-	-
2005-06	Sparta Jr.	Cze-Jr.	42	-	-	-	2516	82	5	1.96	-	-
2006-07	Plymouth	OHL	41	26	8	4	2223	86	4	2.32	-	-
2007-08	Plymouth	OHL	10	5	4	1	600	26	0	2.60	-	-
	Windsor	OHL	8	6	1	1	482	17	0	2.12	-	-
	Oshawa	OHL	15	6	2	6	844	57	0	4.05	-	-
	Czech Rep.	WJC	4	2	2	0	240	10	0	2.50	-	-
2008-09	CAPITALS	NHL	5	2	1	0	220	11	0	3.00	91	.892
	Hershey	AHL	17	9	5	2	1001	45	1	2.70	-	-
	S. Carolina	ECHL	13	6	7	0	762	29	2	2.28	-	-
NHL/CAPITALS TOTALS			5	2	1	0	220	11	0	3.00	91	.892

Playoffs

OHL Second All-Star Team (2007) • Jack A. Butterfield Trophy (Playoff MVP – AHL) (2006)

CAREER HIGHLIGHTS

First NHL Game/Win: 2/14/09 (WSH 5 at TB 1)

Most Shots Faced in a Game: 32 (2/14/09, WSH 5 at TB 1)

Most Saves in a Game: 31 (2/14/09, WSH 5 at TB 1)

Penalty Shots: 1 attempt, 1 GA

Shootouts: None

DID YOU KNOW?

Michal Neuvirth led Hershey's rally from a 3-2 playoff series deficit against Wilkes-Barre/Scranton with shutouts in Games 6 and 7, the first AHL goaltender ever to post shutouts in Games 6 and 7 of a playoff series.

MICHAL NEUVIRTH

2008-09

Played in five games for Washington with a 2-1-0 record while spending the bulk of the season with Hershey (AHL) and South Carolina (ECHL) ... Named the AHL's playoff MVP (Jack A. Butterfield Trophy) after leading Hershey's run to the Calder Cup ... Made his NHL debut on 2/14 at TB and registered 31 saves in a 5-1 victory ... Only six of the 11 goals he allowed came at even strength ... Went 9-5-2 in 17 regular-season games with Hershey with a .913 save percentage and a 2.70 GAA ... Had three games of 40 or more saves, including a 47-save shutout at Binghamton (3/27) ... Made 47 saves in shootout win at Manchester (3/22) and 40 saves in shootout win at Wilkes-Barre/Scranton (4/4) ... Played 13 games for South Carolina, posting a 6-7-0-0 record, a .918 save percentage and a 2.28 GAA ... Represented the American Conference at the 2009 ECHL All-Star Game and saved 19 of 20 shots in 20 minutes ... Recorded shutouts 11/9 at Augusta (25 saves) and 11/23 vs. Mississippi (36 saves) ... Made 46 saves in a 3-2 shootout win at Gwinnett (11/15) ... Played all 22 playoff games for Hershey, posting a 16-6 record, 1.92 GAA, .932 save percentage and four shutouts ... Led all AHL goalies in playoff wins and shutouts and had the best GAA and save percentage of any goalie who played more than one series ... Allowed two goals or fewer in 15 of 22 playoff games, including the last five games of the finals ... Won each of his first six playoff starts (4/16—5/3) ... Posted back-to-back shutouts in Games 6 and 7 against Wilkes-Barre/Scranton (5/10 and 5/12), the first goalie in AHL history to record shutouts in Games 6 and 7 of a playoff series ... Had a 28-save shutout of Manitoba in Game 3 of the finals (6/6).

Junior Career

2007-08: Played 33 games with three teams in the OHL ... Finished a combined 17-7-5-3 and was ninth in the league with a .911 save percentage ... Enjoyed a seven-game winning streak from 10/27—11/25, including three wins with Plymouth and wins in his first four games after being traded to Windsor ... Won back-to-back games after he was acquired by Oshawa (1/10—1/11) ... Had four outings with 50-plus saves for Oshawa: two overtime losses and two shootout losses ... Stopped a season-high 55 shots in a 5-4 shootout loss to Kingston on 3/7 ... Played nine playoff games for Oshawa and posted a 7-2-0 record before suffering a season-ending injury ... Won his first five playoff starts, leading the Generals to a first-

round sweep of Ottawa ... Made 46 saves in a 2-1 win at Ottawa on 3/25 ... Posted a .932 save percentage (fifth in the OHL) and a 2.49 GAA (sixth) for the playoffs ... Represented the Czech Republic in the World Junior Championship. **2006-07:** Appeared in 41 regular-season games for Plymouth, going 26-8-2-2 with a 2.32 GAA and .932 save percentage ... Led the Whalers to the OHL Championship and a spot in the Memorial Cup semifinals ... Named Whalers' Rookie of the Year ... Named the OHL's second-team All-Star goaltender ... Runner-up for OHL Goaltender of the Year Award ... Won the F.W. "Dinty" Moore Trophy as the first-year goaltender with the best GAA ... Won the Dave Pinkney Trophy with Jeremy Smith for the best team GAA ... Led the OHL in regular-season GAA (2.32) and save percentage (.932) ... Named OHL Player of the Week for recording a 1.00 GAA and .970 save percentage in two wins (4/22) ... Set the second-longest shutout streak in franchise history at 164:18 (12/28—1/6) ... Appeared in 23 postseason games, going 16-5-2 with a 2.54 GAA and .927 save percentage.

International

2008: Posted a 2-2-0 record at the World Junior Championship for the Czech Republic ... His .910 save percentage ranked fourth in the tournament ... Ranked fifth with a 2.50 GAA ... Named the player of the game in the Czechs' loss to Canada. **2006:** Won a bronze medal playing for the Czech Republic at the World Under-18 Hockey Championship in Sweden, recording a 3-1-2 record with a 2.44 GAA and .927 save percentage ... Twice named player of the game and recorded one shutout.

Transactions

Selected by Washington in the second round, 34th overall, in the 2006 Entry Draft.

Personal

Learned English quickly upon his arrival in the OHL in 2006-07 ... Admires Dominik Hasek ... Played soccer and tennis growing up ... If he wasn't playing hockey, would want to coach or play tennis ... Favorite current athletes are Usain Bolt and Roger Federer ... Favorite hockey memory is winning the Calder Cup last season.



Acquired: Signed as a free agent, July 2, 2007

	GP	G	A Pts		PIM
ANA	28	4	10	14	4
ATL	28	12	16	28	16
BOS	37	15	18	33	12
BUF	38	7	21	28	16
CAR	33	11	18	29	26
CGY	20	5	13	18	20
CHI	14	3	1	4	0
CBJ	17	2	13	15	12
COL	36	4	15	19	22
DAL	28	5	12	17	26
DET	34	6	16	22	14
EDM	27	2	22	24	8
FLA	37	8	23	31	22
LA	29	5	11	16	12
MIN	14	4	6	10	8
MTL	36	6	17	23	8
NJ	41	9	15	24	32
NYI	38	8	23	31	18
NYR	24	6	10	16	20
NSH	19	3	4	7	14
OTT	39	11	21	32	16
PHI	39	11	25	36	22
PHX	26	6	8	14	10
PIT	40	7	23	30	26
SJ	31	8	14	22	16
STL	34	6	8	14	10
TB	38	10	26	36	14
TOR	39	10	24	34	16
VAN	29	9	18	27	4
WSH	27	6	19	25	24

Year	Team	League	GP	G	A	Pts	PIM	+/-	PP	SH	GW	S	GP	G	A	Pts	PIM
1987-88	Arlanda Sweden	Swe-2	3	0	0	0	0	-	-	-	-	-	-	-	-	-	-
1989-90	Huddinge	Swe-2	31	7	15	22	4	-	-	-	-	-	5	3	0	3	0
	Sweden	EJC-A	6	2	4	6	0	-	-	-	-	-	-	-	-	-	-
1990-91	Huddinge	Swe-2	33	14	20	34	10	-	-	-	-	-	2	0	0	0	0
	Sweden	WJC-A	7	6	5	11	8	-	-	-	-	-	-	-	-	-	-
1991-92	AIK	Sweden	40	11	17	28	30	-	-	-	-	-	3	1	4	5	4
	Sweden	WJC-A	7	8	9	17	6	-	-	-	-	-	-	-	-	-	-
	Sweden	WC-A	6	0	1	1	0	-	-	-	-	-	-	-	-	-	-
1992-93	Hartford	NHL	59	11	22	33	36	-7	3	0	1	85	-	-	-	-	-
	Sweden	WC-A	7	1	7	8	4	-	-	-	-	-	-	-	-	-	-
1993-94	Hartford	NHL	58	11	33	44	24	-2	4	0	1	74	-	-	-	-	-
	Calgary	NHL	15	2	9	11	6	10	0	0	0	21	3	0	0	0	0
	Springfield	AHL	4	0	9	9	0	-	-	-	-	-	3	3	3	6	2
1994-95	Calgary	NHL	6	0	1	1	2	1	0	0	0	2	4	0	0	0	0
	JYP HT	Finland	16	11	19	30	63	-	-	-	-	-	-	-	-	-	-
1995-96	Calgary	NHL	73	17	38	55	20	0	4	0	6	163	5	0	3	3	2
	Sweden	WC-A	3	2	3	5	0	-	-	-	-	-	-	-	-	-	-
1996-97	Sweden	W-Cup	4	2	1	3	0	-	-	-	-	-	-	-	-	-	-
	Lugano	Swiss	36	12	43	55	28	-	-	-	-	-	8	3	8	11	8
	Sweden	WC-A	11	6	5	11	6	-	-	-	-	-	-	-	-	-	-
1997-98	Calgary	NHL	65	13	23	36	24	10	0	0	2	117	-	-	-	-	-
	Sweden	Olympics	4	0	0	0	6	-	-	-	-	-	-	-	-	-	-
1998-99	Calgary	NHL	9	2	3	5	2	1	1	0	0	7	-	-	-	-	-
	Tampa Bay	NHL	24	2	7	9	6	-10	0	0	0	25	-	-	-	-	-
	Sweden	WC-A	10	2	4	6	8	-	1	0	0	12	-	-	-	-	-
1999-00	Tampa Bay	NHL	11	1	2	3	4	-3	1	0	0	10	-	-	-	-	-
	Chicago	NHL	66	23	28	51	26	9	4	0	2	112	-	-	-	-	-
	Sweden	WC-A	7	1	5	6	6	-	1	0	0	8	-	-	-	-	-
2000-01	Chicago	NHL	82	25	39	64	32	7	4	0	5	176	-	-	-	-	-
2001-02	Chicago	NHL	82	15	46	61	50	28	6	0	2	158	5	0	3	3	2
	Sweden	Olympics	4	1	2	3	0	-	-	-	-	-	-	-	-	-	-
	Sweden	WC-A	8	1	6	7	-	-	-	-	-	-	-	-	-	-	-
2002-03	Chicago	NHL	9	0	4	4	4	0	0	0	0	20	-	-	-	-	-
	CAPITALS	NHL	71	17	39	56	36	3	7	0	2	141	6	3	2	5	8
2003-04	CAPITALS	NHL	3	0	2	2	8	1	0	0	0	1	-	-	-	-	-
	Boston	NHL	15	1	11	12	14	3	0	0	1	29	6	3	3	6	0
	Sweden																

MICHAEL NYLANDER

An 18th-year professional in his second stint with the Capitals ... Closing in on his 500th career assist, 700th career point and 1,000th career game.

2008-09

Tied for eighth on the team in scoring with 33 points (9g-24a) in 72 games ... Recorded 21 of his 33 points on the road (7g-14a) ... Team went 6-1-0 when he recorded a goal and 17-4-2 when he recorded a point ... Had seven points (4g-3a) including a GWG in the last 10 minutes of the game ... Recorded seven multiple-point games, eighth best on the team ... Had six assists on Tomas Fleischmann's 19 goals ... Started the season with eight points (2g-6a) in nine games in October ... Scored his first career penalty shot goal 10/13 vs. VAN ... Tallied his 100th Capitals point at PIT on 10/16 ... Scored twice on 2/3 at NJ ... Played in 900th NHL game at NYR on 2/11 ... Had three points (1g-2a) in his last four games of the season ... Played in three Stanley Cup playoff games.

Career

2007-08: Skated in 40 games for the Caps, netting 37 points (11g-26a) ... Ranked second on the team in points per game (0.925) ... Missed final 38 games of the season with a rotator cuff injury ... Ranked tied for seventh on the roster in goals (11) ... Finished seventh on team in assists (26) ... Sixth on team with five PPGs ... Averaged 19:09 of ice time, fifth on team and second among Caps forwards ... Skated 20 minutes or more 15 times ... Recorded 15 points at home (4g-11a) and 22 points away from Verizon Center (7g-15a) ... 18 of 37 points came with the man advantage (5g-13a) ... Tallied 15 points (4g-11a) in the first period ... Had 34 points (10g-24a) in his last 36 games (10/13—1/13) ... Recorded 11 multiple-point games, good for fourth place on team ... Tallied a goal in season opener at ATL (10/5) ... Scored goals in back-to-back contests (10/26—10/27) ... Posted season-high three assists vs. TOR (10/29) ... Recorded seven points (2g-5a) in first five-game point-streak of season from 10/13—10/29 ... Scored GWG in three-point outing (1g-2a) vs. CAR (11/24) ... Recorded six points (1g-5a) during five-game point streak from 11/30—12/17 ... Scored season-high two goals vs. OTT (12/29) ... Netted four points (3g-1a) in consecutive games from 12/29—1/1. **2006-07:** Played 79 games for NYR, establishing career highs in goals (26), assists (57), points (83), PPGs (14), shots (193) and average ice time (20:22) ... Point total ranked second on the team and tied for 21st in the NHL ... Finished second on the team and tied for 12th in the NHL in assists ... Ranked second on the team and tied for 16th in the NHL with 37 power-play points ... Shared the team lead and tied for 19th in the league in PPGs ... Finished third on NYR in GWGs (four) and fourth in goals and plus/minus rating (+12) ... Registered at least a point in 58 of 79 games, including 20 multiple-point games ... Had 45 points (14g-31a) on the road and 38 (12g-26a) at home ... Team was 13-6-5 when he scored a goal and 32-16-10 when he had a point ... Led NYR in goals (5) and attempts (13) in the shootout ... Posted a six-game point and assist streak to start the season, from 10/5—10/16 (2g-8a) ... Had a goal and two assists with a +2 rating 10/7 at PHI ... Was the first star 10/21 at TOR, with a PPG and two assists ... Recorded 17 points (6g-11a) in November, his most productive month ... Had a six-game point streak from 11/1—11/11 (4g-6a) ... Posted two assists and the game-winning shootout goal to earn No. 1 star 11/8 at FLA ... Scored two goals, added an assist and was first star 11/10 at ATL ... Recorded the GWG (a PPG) and two assists, with a +2 rating, 11/19 vs. TB ... Had a PPG, an assist and a season-high 26:44 of ice time 12/1 at BUF ... Missed three games with the flu (12/17—12/21) ... Had points in seven straight games from 12/30—1/13 (3g-8a) ... Scored the GWG and added an assist 12/30 vs. WSH ... Posted his 400th career NHL assist 1/13 vs. BOS ... Recorded a seven-game point streak from 2/3—2/17 (3g-6a) ... Was the No. 1 star with a PPG and an assist on the GWG 2/15 at CAR ... Shared the team lead

CAREER HIGHLIGHTS

First NHL Game: 10/14/92 (HFD 4 vs OTT 1)
First NHL Goal: 11/27/92 (HFD 4 at BOS 5, Lemelin)
First NHL Assist: 10/20/92 (HFD 5 at NJ 4)
Most Goals in a Game: 4 (12/4/99, CHI 9 at BOS 3)
Most Assists in a Game: 4 (3 times, last: 2/3/00, CHI 5 at CGY 5)
Most Points in a Game: 5 (4/7/93, HFD 6 at OTT 1, 3G-2A)
Most Shots in a Game: 9 (3/19/07, NYR 2 vs PIT 1)
Most PIM in a Game: 10 (3/27/1993, HFD 2 at MIN 1)
Hat Tricks: 2 (last: 12/4/99, CHI 9 at BOS 3, 4G)
Multiple-Point Games: 155 (last: 4/5/09, WSH 6 vs ATL 4, 1G-1A)
Longest Goal Streak: 4 (2 times, last: 11/23/02-11/29/02, 5G)
Longest Assist Streak: 7 (2 times, last: 3/22/06-4/4/06, 10A)
Longest Point Streak: 11 (3/14/06-4/4/06, 5G-15A)
Penalty Shots: 1/3
Shootouts: 11/28

with 14 points (5g-9a) in March ... Fired a career-high nine shots on goal 3/19 vs. PIT, including six in the second period ... Posted a season-high eight-game point streak from 3/21—4/5 (4g-7a) ... Played his 800th career game and had an assist 3/21 vs. PHI ... Recorded his 600th career point with an assist 3/24 at BOS ... Scored the overtime winner on the power play 3/25 at NYI ... Registered a season-high three assists and was +2 on 3/31 at PHI ... Posted 15 points (6g-9a) in the last 13 games of the regular season ... Led NYR in playoff goals (6), points (13) and plus/minus rating (+9) in 10 games ... His 1.3 points per game in the playoffs was the best among any player whose team reached the second round ... Had eight points (4g-4a) in the first round against ATL and five points (2g-3a) in the second round against BUF ... Recorded two GWGs ... Recorded a hat trick and added an assist 4/17 vs. ATL ... The hat trick was his first in the playoffs and the first by a NYR player in the playoffs since Wayne Gretzky (5/18/97) ... Scored twice, including a PPG, 5/6 vs. BUF. **2005-06:** Played 81 games for NYR, recording 79 points (23g-56a) and 76 PIM ... Ranked third in the NHL with 62 even-strength points ... Ranked second on the team and 14th in the NHL in assists ... Point total ranked second on the team and tied for 27th in the league ... Ranked third on the team and tied for sixth in the NHL at +31 ... Registered 19 multiple-point games ... Recorded a PPG and three assists on 11/19 vs. CAR ... Had a goal and three assists with a +3 rating on 12/28 at NYI ... Played his 700th career game 2/1 vs. PIT, recording two points (1g-1a) ... Registered his 500th career point with an assist on the game winner 2/11 at TOR ... Was named the NHL's Offensive Player of the Week for the week ending 3/19, recording eight points (3g-5a) in three games ... Posted a career-high 11-game point streak from 3/14—4/4, posting five goals and 15 assists in that time ... Scored two goals, including the overtime winner, and added an assist 4/8 at BOS ... Recorded one assist in four playoff games ... Tied for the team lead with 10 shots in the playoffs ... Won gold with Sweden at the 2006 World Championship, where he was a teammate of Nicklas Backstrom. **2004-05:** Split the season with Kärpät Oulu in the Finnish league and two Russian Super League teams (SKA St. Petersburg and Ak Bars Kazan). **2003-04:** Totaled 14 points (1g-13a) in 18 games between Washington and BOS ... Missed the first 63 games of the season with a leg injury suffered during training camp ... Posted two assists in three games with the Capitals before being traded to BOS on 3/4 ... Had 12 points (1g-11a) in 15 games with the Bruins ... Posted his 300th NHL assist on 3/11 at BUF ... Recorded a point per game (3g-3a) in six playoff games ... Represented Sweden in the 2004 World Championship. **2002-03:** Played in 80 games with CHI and Washington ... Totaled 60 points (17g-43a), including 56 points (17g-39a) in 71 games with the Capitals ... Had what was a career high with seven PPGs ... Ranked third on the Caps in assists and fourth in points ... Had a goal, his first as a Capital,

MICHAEL NYLANDER

and an assist 11/19 vs. SJ to start a 10-game point streak (11/19—12/7, 7g-13a) ... Scored three goals and added two assists in six playoff games ... Ranked second on the team in playoff goals and tied for third in points ... Scored his first career playoff goal in Game 1 at TB on 4/10. **2001-02:** Appeared in all 82 games for the second consecutive season for CHI, tallying 15 goals and a then career-high 46 assists ... Led the team and ranked 12th in the league in assists ... Led the team and ranked sixth in the NHL in plus/minus rating (+28) ... Finished fourth on the team in points (61) and tied for third in PPGs (6) ... Represented Sweden in the Winter Olympics in Salt Lake City ... Appeared in his 500th NHL game vs. LA on 12/9 ... Posted a six-game assist streak from 2/6—2/27 (3g-6a) ... Appeared in all five playoff games for CHI, leading the team in playoff points with three assists ... Helped Sweden to a bronze medal at the World Championship. **2000-01:** Was one of two players to appear in all 82 games for CHI, tallying 64 points (25g-39a) ... Set then-career highs in goals, GWGs (5), points and shots (176) ... Tied for second on the team in points and led the team in plus/minus rating (+7) ... Ranked second on the team in assists and GWGs and ranked fourth in goals ... Was named NHL Player of the Week for 1/1—1/7, recording seven points (4g-3a) ... Recorded a seven-game point streak from 10/29—11/11 (4g-4a) ... Recorded his 100th NHL goal vs. STL (2/16). **1999-00:** Appeared in 11 games for TB, recording three points (1g-2a), and 66 games for CHI, tallying 51 points (23g-28a) ... Finished fifth on CHI in points (54) ... Set a career high with four goals, his second career hat trick, at BOS on 12/4 ... Tied a career high with four assists at CGY on 2/3. **1998-99:** Appeared in nine games for CGY and 24 games with TB, recording four goals and 10 assists in a combined 33 games ... Missed the first 27 games of the season with a knee injury ... Represented Sweden in the World Championship. **1997-98:** Appeared in 65 games for CGY and tied for first on the team in plus/minus (+10) ... Tallied five goals in a four-game span from 11/22—11/29 ... Recorded a seven-game point streak (2g-7a) from 2/3—3/5. **1996-97:** Registered 55 points (12g-43a) in 36 games for Lugano of the Swiss National League ... Ranked eighth in the league in scoring ... Led the team in assists and points. **1995-96:** Posted 17 goals in 73 games for CGY ... Ranked third on the team in assists (38) and points (55) ... Represented Sweden at the World Championship. **1994-95:** Split the season between CGY and Jyp HT Jyvaskyla of the Finnish National League ... Started the season in Finland, posting 30 points (11g-19a) in 16 games before returning to CGY for the start of the season in January ... Missed 42 games with a broken wrist before returning to the lineup on 4/29 ... Recorded six assists in six playoff games, ranking second among club forwards in points. **1993-94:** Started the season with HFD (58 games) before being traded to CGY (3/10) ... Also appeared in four games for Springfield (AHL) ... Played his 100th NHL game at BOS (1/17). **1992-93:** His first NHL season, he played in 59 games for HFD, recording 33 points (11g-22a), before joining Springfield for the playoffs ... Scored his first NHL goal at BOS (11/27) ... Recorded his first career hat trick at OTT (4/7) ... Added two assists at OTT (4/7) for a career-high five points ... Represented Sweden in the World Championship. **1991-92:** Earned rookie of the year honors in the Swedish Elite League ... Posted 28 points (11g-17a) in 40 games for AIK Solna ... Finished third on the team in points and assists.

International Career

Has represented Sweden in 14 major international tournaments, including two Winter Olympics (1998, 2002), the World Cup of Hockey (1996), nine World Championships (1992, 1993, 1996, 1997, 1999, 2000, 2002, 2004 and 2006) and two World Junior Championships (1991, '92) ... Has recorded 59 points (16g-43a) in 65 games in his nine World Championship appearances ... Won gold medals at the 1992 and 2006 World Championships ... Won silver medals at the 1992 World Junior Championship and the 1993 and '97 World Championships ... Captured bronze medals at the 1999 and 2002 World Championships. **1992:** Posted 17 points (8g-9a) in seven World Junior Championship games ... Named the outstanding forward at the tournament ... A member of the all-tournament team. **1997:** Recorded 11 points (6g-5a) in 11 games ... Named the outstanding forward and a member of the all-tournament team.

NHL Transactions

Selected by Hartford in the fourth round, 59th overall, in the 1991 Entry Draft ... Traded to Calgary by Hartford with James Patrick and Zarley Zalapski for Gary Suter, Paul Ranheim and Ted Drury, March 10, 1994 ... Traded to Tampa Bay by Calgary for Andrei Nazarov, Jan. 19, 1999 ... Traded to Chicago by Tampa Bay for Bryan Muir and Reid Simpson, Nov. 12, 1999 ... Traded to Washington by Chicago with a third-round choice in 2003 Entry Draft (Steve Werner) and future considerations for Chris Simon and Andrei Nikolishin, Nov. 1, 2002 ... Traded to Boston by Washington for a fourth-round choice in the 2005 Entry Draft (Patrick McNeill) and a second-round choice in the 2006 Entry Draft (Francois Bouchard), March 4, 2004 ... Signed as a free agent by the New York Rangers, Aug. 10, 2004 ... Signed as a free agent by Washington, July 2, 2007.

Personal

Spends his off seasons in Sweden ... Enjoys golf, tennis, squash, badminton and boating ... Lists his NHL debut and winning the World Championship gold medal as his most memorable hockey moments ... Favorite athlete is Usain Bolt.



OSKAR OSALA

48

OH-sah-lah

Left Wing • Height: 6'4" • Weight: 219 • Shoots: Left

Born: Dec. 26, 1987 (Vassa, Finland)

Drafted: Capitals' fourth-round choice, 97th overall, in the 2006 Entry Draft

vs. the NHL

	GP	G	A	Pts	PIM
BOS	1	0	0	0	0
TB	1	0	0	0	0

CAREER STATISTICS Regular Season

Year	Team	League	GP	G	A	Pts	PIM	+/-	PP	SH	GW	S	Playoffs				
2003-04	Sport U18	Finland-U18	25	19	18	37	32	-	-	-	-	-	-	-	-	-	-
	Sport Jr.	Finland-Jr.	2	0	0	0	4	-	-	-	-	-	-	-	-	-	-
	Sport	Finland-2	5	0	0	0	0	-	-	-	-	-	-	-	-	-	-
2004-05	Sport U18	Finland-U18	4	4	2	6	16	-	-	-	-	-	-	-	-	-	-
	Sport Jr.	Finland-Jr.	19	13	14	27	28	-	-	-	-	-	2	0	0	0	2
	Sport	Finland-2	21	1	4	5	6	-	-	-	-	-	7	0	0	0	6
2005-06	Mississauga	OHL	68	17	26	43	86	-	-	-	-	-	-	-	-	-	-
	Suomi U20	Finland-2	2	1	0	1	0	-	-	-	-	-	-	-	-	-	-
2006-07	Mississauga	OHL	54	22	22	44	81	-	-	-	-	-	5	2	2	4	0
	Finland	WJC	6	5	3	8	4	-	-	-	-	-	-	-	-	-	-
2007-08	Blues	Finland	53	18	17	35	62	-	-	-	-	-	17	7	3	10	8
2008-09	CAPITALS	NHL	2	0	0	0	0	-1	0	0	0	1	-	-	-	-	-
	Hershey	AHL	75	23	14	37	47	-	-	-	-	-	22	6	4	10	17
NHL/CAPITALS TOTALS			2	0	0	0	0	-1	0	0	0	1	-	-	-	-	-

CAREER HIGHLIGHTS

First NHL Game: 12/10/08 (WSH 3 vs BOS 1)

Most Shots in a Game: 1 (12/10/08, WSH 3 vs BOS 1)

2008-09

Made his NHL debut on 12/10 vs. BOS and took one shot in 11:15 of ice time, his first of two appearances with Washington ... Played in 75 games for Hershey (AHL) and recorded 37 points (23g-14a) ... His 23 goals paced all rookies in Hershey and tied for seventh in the league for rookies ... Scored the first goal of the game eight times, had three PPGs and two GWGs ... Took three or more shots 24 times during the season ... Had three multiple-goal games, including a hat trick vs. Philadelphia (11/15) when he had a season-high eight shots on goal ... Tallied a season-high five straight games with at least a point from 11/15—11/26 (5g-3a) ... Added six goals and four assists in the AHL playoffs, appearing in 22 games as Hershey won the Calder Cup... Recorded two goals in Game 1 of the Calder Cup finals at Manitoba.

Career

2007-08: Skated in 53 games as a rookie for the Espoo Blues (Finland), registering 35 points (18g-17a) ... Named the league's Rookie of the Year ... Finished second on the team in goals, fifth in assists and points, and tied for third in PIM (62) ... Recorded seven goals and 10 points in 17 playoff games as the team reached the

league finals. **2006-07:** Played in 54 games for Mississauga (OHL), earning 44 points (22g-22a) ... Ranked seventh on the team in goals and ninth in points ... Earned four points (2g-2a) in five playoff games. **2005-06:** Recorded 43 points (17g-26a) in 68 games for Mississauga ... Captured the team's Rookie of the Year award ... Named second-team All-Rookie in the OHL.

International Career


2007: Played for Finland at the 2007 World Junior Championship ... Notched five goals in six games ... Named one of the top three players for Finland ... Shared the tournament lead in goals. **2005:** Played at the Under-18 World Championship.

NHL Transactions

Selected by Washington in the fourth round, 97th overall, in the 2006 Entry Draft.

Personal

Admires fellow Finns Jere Lehtinen, Teemu Selanne and Jari Kurri ... Also looks up to Erik Cole ... Top hockey memory is winning the Calder Cup.



ALEX OVECHKIN

8

Left Wing • Ht.: 6'2" • Wt.: 233 • Shoots: Right

Born: Sept. 17, 1985 (Moscow, Russia)

Drafted: Capitals' first-round choice, first overall, in the 2004 Entry Draft

vs. the NHL

	GP	G	A	Pts	PIM
ANA	3	4	4	8	8
ATL	30	23	26	49	22
BOS	16	8	9	17	14
BUF	15	11	7	18	32
CAR	30	19	21	40	10
CGY	3	2	3	5	0
CHI	3	3	1	4	4
CBJ	4	4	0	4	6
COL	3	1	0	1	0
DAL	3	1	1	2	4
DET	3	4	1	5	0
EDM	3	1	1	2	0
FLA	30	17	20	37	12
LA	4	1	4	5	2
MIN	3	1	1	2	2
MTL	16	10	10	20	16
NJ	16	6	11	17	2
NYI	15	12	5	17	10
NYR	16	10	8	18	8
NSH	3	2	3	5	4
OTT	16	15	9	24	12
PHI	16	14	11	25	6
PHX	3	2	2	4	2
PIT	16	10	11	21	10
SJ	3	0	1	1	2
STL	3	2	3	5	0
TB	30	20	20	40	10
TOR	15	14	6	20	16
VAN	3	2	2	4	2

CAREER STATISTICS

CAREER STATISTICS			Regular Season											Playoffs				
Year	Team	League	GP	G	A	Pts	PIM	+/-	PP	SH	GW	S	GP	G	A	Pts	PIM	
2001-02	Dyn. Moscow	Russia	22	2	2	4	4	-	-	-	-	-	3	0	0	0	0	
	Dyn. Moscow 2	Russia-3	19	18	8	26	20	-	-	-	-	-	-	-	-	-	-	
2002-03	Dyn. Moscow	Russia	40	8	7	15	28	-	-	-	-	-	5	0	0	0	2	
	Russia	WJC	6	6	1	7	4	-	-	-	-	-	-	-	-	-	-	
2003-04	Dyn. Moscow	Russia	53	13	11	24	40	-	-	-	-	-	3	0	0	0	2	
	Russia	WJC	6	5	2	7	25	-	-	-	-	-	-	-	-	-	-	
	Russia	WC	6	1	1	2	0	-	-	-	-	-	-	-	-	-	-	
2004-05	Dyn. Moscow	Russia	37	13	13	26	32	-	-	-	-	-	10	2	4	6	31	
	Russia	W-Cup	2	1	0	1	2	-	-	-	-	-	-	-	-	-	-	
	Russia	WJC	6	7	4	11	4	-	-	-	-	-	-	-	-	-	-	
	Russia	WC	8	5	3	8	4	-	-	-	-	-	-	-	-	-	-	
2005-06	CAPITALS	NHL	81	52	54	106	52	2	21	3	5	*425	-	-	-	-	-	
	Russia	Olympics	8	5	0	5	8	-	-	-	-	-	-	-	-	-	-	
	Russia	WC	7	6	3	9	6	-	-	-	-	-	-	-	-	-	-	
2006-07	CAPITALS	NHL	82	46	46	92	52	-19	16	0	8	*392	-	-	-	-	-	
	Russia	WC	8	1	2	3	29	-	-	-	-	-	-	-	-	-	-	
2007-08	CAPITALS	NHL	82	*65	47*	112	40	28	22	0	11	*446	7	4	5	9	0	
	Russia	WC	9	6	6	12	8	-	-	-	-	-	-	-	-	-	-	
2008-09	CAPITALS	NHL	79	*56	54	110	72	8	19	1	10	*528	14	10	11	21	8	
NHL/CAPITALS TOTALS			324	219	201	420	216	19	78	4	34	1,791	21	14	16	30	8	

Olympic Tournament All-Star Team (2006) • NHL All-Rookie Team (2006) • NHL First All-Star Team (2006, 2007, 2008, 2009) • Calder Memorial Trophy (2006) • World Championship All-Star Team (2006, 2008) • NHL All-Star Game (2007, 2008, 2009) • Hart Trophy (2008, 2009) • Lester B. Pearson Award (2008, 2009) • Art Ross Trophy (2008) • Maurice "Rocket" Richard Trophy (2008, 2009)

CAREER HIGHLIGHTS

First NHL Game: 10/5/05 (WSH 3 vs CBJ 2)
First NHL Goal: 10/5/05 (WSH 3 vs CBJ 2, Leclaire)
First NHL Assist: 10/7/05 (WSH 3 vs ATL 7)
Most Goals in a Game: 4 (2 times, last: 1/31/08, WSH 5 vs MTL 4)
Most Assists in a Game: 3 (7 times, last: 11/19/08, WSH 6 at ANA 4)
Most Points in a Game: 5 (3 times, last: 3/3/08, WSH 10 vs BOS 2, 3G-2A)
Most Shots in a Game: 15 (10/7/06, WSH 5 vs CAR 2)
Most PIM in a Game: 20 (12/2/06, WSH 7 vs BUF 4)
Most Ice Time in a Game: 30:09 (11/28/07, WSH 1 vs FLA 2)
Hat Tricks: 8 (last: 2/15/09, WSH 4 at FLA 2, 3G)
Multiple-Point Games: 121 (last: 4/11/09, WSH 4 at FLA 7, 1G-1A)
Multiple-Goal Games: 44 (last: 3/27/09, WSH 5 vs TB 3, 2G-2A)
Longest Goal Streak: 7 (2/10/06-3/8/06, 8G)
Longest Assist Streak: 7 (2 times, last: 11/10/08-11/22/08, 10A)
Longest Point Streak: 13 (1/1/07-2/1/07, 8G-12A)
Penalty Shots: 0/5
Shootouts: 11/38

DID YOU KNOW?

Alex Ovechkin, Wayne Gretzky and Mario Lemieux are the only players in NHL history to record 200 goals and 200 assists in their first four seasons.

ALEX OVECHKIN

The first player in more than a decade to win consecutive Hart Trophies (Dominik Hasek, 1997 and '98) and the first non-goaltender to do it since Wayne Gretzky won eight in a row (1980-87) ... The third-youngest player to win consecutive Hart Trophies, trailing only Gretzky and Bobby Orr ... Just the second player in league history to be named to the NHL First All-Star Team in each of his first four seasons in the league (MTL goalie Bill Durnan, 1944-47) ... Has played in three NHL All-Star Games ... Joined Gretzky and Mario Lemieux as the only players to record 200 goals and 200 assists in their first four NHL seasons ... Already ranks third in career goal scoring for the Caps; ranks 11th in career points ... Only Wayne Gretzky and Mike Bossy scored more goals in their first four years in the league ... Has scored 30 more goals than any other NHLer in the past four seasons ... Has three 100-point seasons, one more than the Capitals had in their first 30 seasons ... Holds the Capitals record for career overtime goals (7) ... Has scored 26 more goals than any other NHLer in the past two seasons ... The first player to lead the league in goals in consecutive seasons since Pavel Bure in 1998-99 and 1999-2000 ... One of only two active players with three 50-goal seasons (Teemu Selanne) and just the third all-time to post three in his first four seasons (Bossy, Gretzky) ... One of five players to record 100 points three times in his first four seasons (Gretzky, Lemieux, Dale Hawerchuk, Sidney Crosby) ... Has led the NHL in shots in four straight seasons, matching Phil Esposito (1970-71 to 1973-74) for the most seasons in a row ... Has had 29 games with 10 or more shots on goal in his career, more than any other active player.

2008-09

Repeat winner of the Hart Trophy (player most valuable to his team), the Lester B. Pearson Award (most outstanding player by vote of his peers) and the Maurice "Rocket" Richard Trophy (most goals) ... Earned 115 of 133 first-place Hart Trophy votes ... Led the NHL in points per game (1.39) and finished second in points (110) ... Led the NHL in goals (56), even-strength goals (36), home goals (34), outside-the-division goals (40) and empty-net goals (5) ... Set a Capitals record with 34 goals at home, improving on his mark of 32 from 2007-08 ... Second in the NHL in division goals (16) and tied for second in PPGs (19) and first goals of the game (9) ... Had 10 more goals than any other player; he was the only player with 50 or more goals ... Tied for third in the NHL in GWGs (10) and overtime goals (3) and was tied for fourth in road goals (22) ... Led the league with 46 power-play points, 59 points at home and 42 division points; second with 51 points on the road ... Took 528 shots, becoming only the second player in NHL history to take more than 500 shots in a single season (Esposito) ... Led the team and ranked ninth in the NHL with 243 hits ... Had the most assists of any non-center in the league ... Almost half of his goals (26 of 56) came in the third period or OT; led the NHL in third-

period goals (24) and points (45) ... NHL's First Star of the Month in November and Third Star in December ... NHL's First Star of the Week on 12/29 and Second Star of the Week on 11/17 ... Named the Sporting News' Player of the Year and its All-NHL team by a vote of league coaches and executives ... Named the D.C. Sportsman of the Year by the Greater Washington Sports Alliance for the second year in a row ... Won the Espo Award as the most valuable player in the league from Phil Esposito on NHL Home Ice ... Won the Kharlamov Trophy for the fourth year in a row as the top Russian player in the NHL ... Named the MVP and Best Player for the second straight year by The Hockey News ... USA Today's Clutch Scorer for the third time; voted MVP by a panel of reporters assembled by the paper ... Was nominated for two ESPYs (Best NHL Player, Best Play) ... Named to his third straight NHL All-Star Game; won the Breakaway Challenge and had a goal and two assists in the 2009 NHL All-Star Game ... Won the Capitals' Three Stars Award for the fourth straight year, earning a Rolex watch from Liljenquist & Beckstead Jewelers ... He and teammate Mike Green (31 goals) led the league for the second straight year in goal scoring overall and by a defenseman ... Ranked second on the team and first among NHL forwards with 23:00 of ice time per game ... Team was 31-5-4 when he scored a goal and 42-13-6 when he tallied a point ... Scored 46 of his 56 goals in Capitals victories ... Posted 31 multiple-point games, 13 multiple-goal games and 11 multiple-assist games ... Had 11 games where he took 10 or more shots, highlighted by a 13-shot and two-goal performance 12/23 at NYR ... Missed two games (10/28—11/1) while visiting his ailing grandfather in Russia ... Enjoyed the second best month of his career in November, with 11 goals and 25 points in 15 games ... Scored at least one goal and two points in five straight games from 11/10—11/19 (6g-9a) ... Had three streaks of 10 consecutive games with a point (11/10—11/28, 11g-11a; 1/27—2/18, 11g-5a; 2/22—3/14, 7g-7a) ... Second in the NHL with three hat tricks (11/26 vs. ATL, 2/1 vs. OTT and 2/15 at FLA) ... Scored the team's first goal 13 times and the game's first goal nine times ... Had 105 points in his last 70 games, with points in 57 of those games; had 42-33-75 in his last 53 games ... Recorded eight more points than any other player after the All-Star Game (51; Evgeni Malkin and Sidney Crosby each had 43) ... Had points in 20 of his last 22 games (14g-21a), including his third 10-game point streak of the season ... Posted seven multiple-point games in the season's last 10 outings (7g-13a) ... Registered three assists vs. CAR (11/6) as the Caps won 3-2 ... Scored a goal with one second left in regulation to force overtime on 11/15 at NJ ... Recorded his first four-point game of the season on 11/19 at ANA (1g-3a) ... Had a hat trick and four points (3g-1a) 11/26 vs. ATL; also had four points (2g-2a) 3/27 vs. TB ... Scored the GWG with 11 seconds left in overtime on 12/16 at NYI ... Had two goals and one assist to help the Caps erase a four-goal deficit to win in OT on 12/23 at NYR ... Recorded back-to-back GWGs from 12/26—12/28 and 2/14—2/15 ... Scored his first shorthanded goal since 2005-06 on 1/3 vs. NYR ... Scored his second overtime



Alex Ovechkin has quickly become the most dynamic athlete in Washington, D.C. Left to right: he hit a hole-in-one at a team golf outing; met Nationals star Ryan Zimmerman; rode the Superman roller coaster at Six Flags at a team season-ticket holder event; and graced the cover of ESPN The Magazine.

ALEX OVECHKIN

goal of the season at NYI (1/19) ... Had his second and third hat trick in February: 2/1 vs. OTT (3g) and 2/15 at FLA (3g) ... Recorded his 200th career goal 2/5 vs. LA ... Appeared in his 300th NHL game 2/15 at FLA ... Posted his 400th career point 3/17 at FLA ... Scored his 50th goal in a 5-2 win on 3/19 at TB ... Recorded his 200th career assist 4/7 at ATL ... Led the team in goals (11) and points (21) in 14 playoff games ... Through two rounds of the playoffs, led the NHL in points (tied), shots (90) and plus/minus (+10) ... Ranked second in goals through two rounds and finished the playoffs tied for fourth in goals ... Had six points (3g-3a) in five games when the Caps faced elimination ... Had 13 shots and two assists in Game 1 of the ECQF vs. NYR (4/15) ... Recorded his first career playoff hat trick in Game 2 of the ECSF vs. PIT (3g, 5/4), the first playoff hat trick for a Cap in 85 games, since 4/26/93 (Al Iafrate) ... Had back-to-back three-point games vs. PIT in Games 5 (2g-1a, 5/9) and 6 (3a, 5/11).

2007-08

Won the Hart Trophy and the Lester B. Pearson Award ... The first Capital to win either award ... The second Russian to win either award (Sergei Fedorov, 1994) ... The first player in history to win the Hart Trophy, the Pearson Award, the Art Ross Trophy (most points) and the Maurice "Rocket" Richard Trophy all in one season ... Led the NHL in points (112), goals (65), PPGs (22) and GWGs (11), all of which were career highs ... Also led the league in shots (446), which was a career high at the time ... Named the D.C. Sportsman of the Year by the Greater Washington Sports Alliance ... His 65 goals set an NHL record for goals by a left wing, breaking Luc Robitaille's mark of 63 (1992-93), and were more than any active player has ever scored besides Teemu Selanne (76, 1992-93) ... The first player since 1996 to reach 60 goals; one of only 12 players all-time to score 65 or more goals ... Set Capitals single-season records for goals and shots; tied the Capitals record for PPGs ... Scored a higher percentage of his team's goals than any other player (27.3%) and had a hand in more of his team's goals than any other player (47.1%) ... Earned 128 of 134 first-place votes in the Hart Trophy balloting ... Finished eighth in voting for the Lady Byng Trophy as the league's most gentlemanly player ... The NHL's First Star for the months of January and March; a five-time selection as one of the Three Stars of the week ... Selected for his second straight NHL All-Star Game and became the first Capitals player to score two goals in an All-Star Game ... Won the Capitals' Three Stars Award for the third straight year, earning a Rolex watch from Liljenquist & Beckstead Jewelers ... Won the Kharlamov Trophy as the top Russian player in the NHL for the third straight year ... Earned the Espo Award for the league's most valuable player from Phil Esposito on XM Radio's NHL Home Ice ... Named "Monster of the Year" by TSN's Pierre McGuire ... Selected as the MVP and best player by The Hockey News ... Named the top Clutch Scorer by

USA Today and unanimous selection as MVP by the paper's panel ... Voted The Sporting News Player of the Year, earning 250 of a possible 287 votes from fellow players ... Named a Sporting News All-Star ... Was nominated for an ESPY as the Best NHL Player ... Scored more goals than the top two goal scorers on 19 of the 30 teams in the league and tied with two other teams ... He and Mike Green became the first teammates to lead the league in goal scoring overall and by a defenseman, respectively, since Hall of Famers Mario Lemieux and Paul Coffey in 1988-89 ... Ranked third on the team and third among NHL forwards with 23:06 of ice time per game ... Tied for seventh in the league with a +28 rating ... Ranked ninth in the NHL in both hits (220) and takeaways (68) ... Shared the NHL lead with three hat tricks; had two of the league's four four-goal games all season ... Had three five-point games, a new career high ... His shot total was the second-highest in NHL history at the time ... Scoring totals improved as the game progressed: 31 points in the first period, 37 in the second, 40 in the third and four in OT ... One of four Capitals to play all 82 games ... Scored the team's first goal 19 times and the game's first goal nine times ... Team went 28-15-4 when he scored a goal and 36-22-5 when he had a point ... Registered points in each of the first six games of the season (10/5—10/18) ... Scored his 100th career goal 10/12 at NYR ... Had four straight multiple-point games 10/24—10/29, with nine points (4g-5a) in that time ... Enjoyed his season-long nine-game point streak from 11/8—11/26 (8g-3a) ... Registered his 1,000th career shot on goal 12/14 vs. BUF ... Skated in his 200th NHL game 12/26 vs. TB ... Posted his first career four-goal and five-point game 12/29 at OTT ... Scored his 30th goal 12/29 at OTT, joining Ilya Kovalchuk as the only players this decade to reach 30 goals before the end of December ... Scored in 23 of the Caps' 42 games after the New Year, and Washington went 19-3-1 in those games ... Signed a new 13-year contract, the longest in Capitals history, on 1/10 ... Had goals in six straight games from 1/13—1/23 (7g), the first six games after he signed his new contract ... Scored four goals, including the OT winner, and added an assist 1/31 vs. MTL ... Had 60 points (33g-27a) in 39 games after signing his new contract ... Had 34 points (19g-15a) in his last 21 home games ... Had 41 goals in his last 47 games and 51 goals in 61 games under Bruce Boudreau ... Posted 10 multiple-point games in the season's last 17 outings (17g-12a) ... Enjoyed the best month of his career in March, with 14 goals and 26 points in 15 games ... Had a natural hat trick in the first period, added two assists and was +3 vs. BOS (3/3) ... Recorded his 300th career point 3/18 at NSH in his 237th game, the fastest to the milestone since Peter Forsberg ... Spearheaded the Capitals' comeback 3/21 at ATL with four points (2g-2a), including his 60th goal of the season ... Scored two goals, including the GWG in the third period, 4/3 vs. TB ... Led the team with nine points and shared the team lead with four goals in the playoffs ... Scored two GWGs, tied for the club record in a playoff series ... Finished tied for second in the NHL in first-round scoring ... Had a team-high and first-round league-high 37 shots on



Left to right: Ovechkin has launched his own clothing line; he received the key to the city from Washington, D.C., mayor Adrian Fenty the day after winning his first MVP award; he and teammate Nicklas Backstrom met LeBron James; and he drove a Zamboni in New York to celebrate the launch of the NHL 2K10 video game.

ALEX OVECHKIN

goal ... Posted four multiple-point games in the playoffs ... Three of his four goals came in the third period ... Made his playoff debut and had two points (1g-1a), including the GWG, in Game 1 of the ECQF vs. PHI (4/11) ... Had three goals and four points in Games 6 and 7 combined, with nine shots on goal in each game ... Won a gold medal with Russia at the World Championship ... Named to the World Championship all-tournament team.

2006-07

A member of the NHL First All-Star Team for the second straight year ... Voted a starter in the All-Star Game, the first Capital in the starting lineup since Rod Langway in 1986 ... Won the Kharlamov Trophy as the top Russian-born player in the NHL for the second year in a row ... Led the Capitals in goals (46), assists (46), points (92), GWGs (8) and shots (392) ... Finished fourth in the league in goals, tied for ninth in PPGs (16) and tied for seventh in GWGs ... Recorded the seventh-highest point total in Capitals history and tied for the 10th-best single-season goal total ... Led the NHL in shots for the second year in a row, the first player to do so in back-to-back seasons since Pavel Bure (1999-00 and '00-01) ... The only Capital to appear in all 82 games ... Led Caps forwards and ranked tied for 10th among NHL forwards with 21:23 of average ice time ... Ranked sixth among league forwards with 5:31 of power play ice time per game ... Won the Capitals' Three Stars Award, earning a Rolex watch from Liljenquist & Beckstead Jewelers ... Was named the NHL's Third Star of the week 12/11 ... Led the team and ranked ninth among NHL forwards with 184 hits ... Led the team with 27 multiple-point games, nine multiple-goal games and 10 multiple-assist games ... Scored 25 goals against division foes, the most of any player in the NHL ... Tied for the league lead with 26 goals on the road ... Scored 30 even-strength goals, tied for second in the NHL and just one behind leader Vincent Lecavalier ... Scored 19.7% of the Capitals' goals, second in the league behind only Lecavalier (21.4%) ... Had 20 more even-strength points than any other Capital (30g-25a) ... One of nine players to lead his team in both goals and assists (Shane Doan, Martin Havlat, Dany Heatley, Marian Hossa, Jaromir Jagr, Olli Jokinen, Joe Sakic, Mats Sundin) ... His eight GWGs were the most by a Capital since 2002-03 (Jagr, nine) ... Scored the Capitals' first goal 14 times and the game's first goal six times ... Was named to the All-Monster Team by TSN's Pierre McGuire ... Had nine goals in eight games vs. ATL and six goals in four games vs. PHI ... 23 players assisted on his 46 goals ... Had at least two shots on goal in all 82 games ... Took 17.1% of the Capitals' shots on goal, tops in the league ... Had 12 points (5g-7a) in the last minute of a period, tied for the NHL lead ... Scored his first two goals of the year and had a career-high 15 shots on goal 10/7 vs. CAR ... Had goals in four straight games from 10/19—10/27 (4g-2a) ... Strung together four straight multiple-point games from 10/30—11/6 (4g-4a) ... Posted 23 points in December, his best offensive month of the season (9g-14a) ... Had 18 points in an eight-game scoring streak from 12/2—12/19 (7g-11a, +7 in that time) ... Matched a career high with three assists 12/6 vs. OTT ... Recorded his second career hat trick, scoring all three Capitals goals in a 3-2 OT win 12/15 at ATL ... His goal six seconds into OT at ATL (12/15) matched the fastest overtime goal in league history ... Finished 2006 with 54 goals in the calendar year, five more than any other player ... Recorded points in each of the first 13 games of 2007, his career-best point-scoring streak and the fourth-longest in the NHL on the year (1/1—2/1, 8g-12a) ... Tied a career-best with a +3 rating 2/8 vs. LA (0g-1a) ... Had a season-high four points (matching a career best) 2/27 vs. FLA (2g-2a) ... Scored back-to-back game-winning goals 4/3 vs. FLA and 4/4 at ATL ... Represented Russia in the World Championship in Moscow.

2005-06

Won the Calder Memorial Trophy, earning 124 of a possible 129 first-place votes in

the balloting ... Named to the NHL First All-Star Team, the first rookie to earn that honor since Teemu Selanne in 1992-93 ... Named to the NHL All-Rookie Team ... Just the second NHL rookie in history to record 50 goals and 100 points, joining Teemu Selanne (1992-93) ... Set Capitals rookie records for goals (52), assists (54), points (106), PPGs (21) and shots (425) ... Set the NHL rookie record for shots (425) ... Led all NHL rookies in goals, points, PPGs, SHGs (tied, 3), power-play assists (tied, 31), power-play points (52) and shots ... Finished third in the league in points, tied for third in goals, sixth in PPGs, second in power-play points and first in shots ... Finished with the second-best single-season point total in Capitals history, tied for the third-best goal total and the second-best PPG total ... Was a finalist for the Lester B. Pearson Award (outstanding player as voted by the NHL Players Association) and two ESPY Awards (Best Breakthrough Athlete, Best Hockey Player) ... Won the Valery Kharlamov Trophy as the best Russian player in the NHL ... Won USA Today's Clutch Scoring Award ... Was named the league's best rookie by numerous media outlets, including The Hockey News, TSN, The Sporting News, Sports Illustrated and XM Radio ... Had the most points of any Russian-born rookie in history or any rookie left wing in history ... The only NHL player who had more than twice as many goals or shots than any teammate ... Scored 52 of the Capitals' 230 goals (an NHL-best 22.6%); had a hand in 106 of 230 (46.1%) ... Had a hand in 52 of Washington's 72 PPGs (72.2%) ... Recorded points in 65 of 81 games, and more than one point in 31 ... Scored a goal against every Eastern Conference team and 22 of the Capitals' 24 opponents, the most teams any NHL rookie has ever scored upon (Teemu Selanne scored on 21 teams in 1992-93) ... Scored five goals in six games at 2006 Olympics and was the lone member of the All-Tournament Team whose team didn't win a medal ... Was named NHL Offensive Player of the Month and Rookie of the Month for January, just the third player to earn both honors (Jim Carey, March 1995; Teemu Selanne, January 1993) ... Was named NHL Offensive Player of the Week twice (weeks ending 1/1 and 1/22), the only rookie to earn that honor all season ... NHL Rookie of the Month for December ... Enjoyed his best month of the season with 24 points (11g-13a) in 15 games in March (had been January, 11g-10a in 14 games) ... Led the team and ranked second among NHL rookies with 172 hits ... Ranked 14th in the league (seventh among forwards) in hits ... Second on the team and first among rookie forwards in the NHL with 21:37 average ice time per game ... Tied for second in the league with six shootout goals (in 13 attempts); shared the league lead with three shootout-deciding goals ... Led or shared the team lead in shots 53 times, including 11 straight games (10/26—11/19) ... Had six games with 10 or more shots on goal, including one game with 12 (4/7 vs. CAR) and one game with 13 (vs. TB 3/23) ... Scored Washington's first goal 19 times and the game's first goal an NHL-high 12 times ... He scored to give the Capitals the lead 22 times, more than any other player in the league; 10 more of his goals tied the score ... Scored two overtime goals among his five GWGs ... Set a Caps rookie record with a seven-game goal-scoring streak (2/10—3/8, 8g-5a); also had a six-game stretch from 12/22—1/1 (6g-6a) ... Set a Capitals rookie record with an 11-game point-scoring streak (3/18—4/7, 5g-12a) ... Had points in each of the last five games of the season (4/10—4/18, 4g-3a) and 16 of the last 17 games (3/18—4/18, 9g-15a) ... Had an eight-game point-scoring streak from 1/6—1/21 (9g-7a) ... Had back-to-back two-goal games twice (11/6—11/8 and 1/13—1/16) ... The first Capital ever to record a point in each of his first eight NHL games (breaking the record of four by Milan Novy in 1982 and Ryan Walter in 1978) ... Held the longest point-scoring streak to start an NHL career (eight games) since BOS's Dmitri Kwartalnov (14 games, 10/8/92—11/12/92, 12g-10a) ... Had a career-best four points twice (12/3 vs. NYR and 12/22 at ATL) ... Had eight games with three-plus points ... Became the first Capital ever to score two goals in his NHL debut vs. CBJ (10/5) ... Was the first No. 1 overall pick to score two goals in his debut ... Scored the first shootout goal in Capitals history vs. TB (10/16) ... Scored two goals, including his first SHG, at TB (10/28) ... Had two goals in each game of a

ALEX OVECHKIN

home-and-home series with TOR (11/6—11/8) ... Recorded his first career hat trick at ANA (1/13), scoring all three goals including the OT winner ... Had a three-point game at PHX (1/16, 2g-1a), including a highlight-reel goal from his back that was viewed more than 100,000 times in the next week on WashingtonCaps.com and was named XM Radio's goal of the year ... Scored a goal and two assists and had 10 shots on goal vs. PIT (3/8) ... Had three points (2g-1a), 13 shots on goal and a +2 rating at TB (3/23) ... Scored his 50th goal of the season at Atlanta (4/13), just one game after recording his 100th point of the season – a game-winning overtime goal – at Boston (4/10).

European Career

Played 152 games in four seasons with Dynamo Moscow of the Russian Super League, totaling 68 points (36g-32a). **2004-05:** Appeared in 37 games for Dynamo Moscow, during which he tallied 26 points (13g-13a) ... Despite missing 23 games while competing in international tournaments or recovering from injury, ranked seventh on the team in points, fifth in goals and sixth in assists ... Played in 10 playoff games, posting two goals and four assists ... Tied for third on the team in playoff scoring ... Helped lead Dynamo to the championship of the Russian Super League. **2003-04:** Played in 53 games for Dynamo, notching 24 points (13g-11a) ... Led the team with 13 goals. **2002-03:** Recorded 15 points (8g-7a) in 40 games for Dynamo ... Appeared in five playoff games. **2001-02:** Played 22 games in his rookie year for Dynamo Moscow as a 16-year-old, posting four points (2g-2a) ... Played 19 games for Dynamo-2 in the Russia-3 league, where he recorded 26 points (18g-8a).

International

Attended Russia's Olympic training camp in August ... Has extensive experience representing Russia in international competition, appearing in three World Junior Championships (2003, 2004, 2005), five World Championships (2004, 2005, 2006, 2007, 2008), the World Cup of Hockey (2004) and the 2006 Olympics. **2008:** Led Russia to its first World Championship gold medal since 1993, recording 12 points (6g-6a) in nine games ... Named to the all-tournament team ... Finished tied for second in the tournament in goals and tied for sixth in points ... Ranked tied for fourth in the tournament with a +11 rating, only on the ice for two even-strength goals against in nine games. **2007:** Registered one goal and two assists in eight games to help Russia secure the bronze medal at the World Championship in Moscow. **2006:** Named to the all-tournament teams at the Olympics in Torino, Italy, and the World Championship in Latvia ... Led Russia to a fourth-place finish at the Olympics with a team-high five goals in eight games ... Team finished fifth at the World Championship ... Finished second in goals (6) and tied for fifth in points (9) at the World Championship ... Had a hat trick against Kazakhstan (5/6). **2005:** Led the team in goals (5), points (8) and GWGs (2) at the World Championship in Austria ... Was named the top forward at the 2005 World Junior Championship in North Dakota ... Led Russia in goals (7) and points (11) and earned a silver medal in that tournament. **2004:** Recorded seven points (5g-2a) in six games at the 2004 World Junior Championship in Finland ... Made his World Championship debut, recording two points (1g-1a) in six games ... Scored one goal in two World Cup of Hockey games. **2003:** Made his World Junior Championship debut as a 17-year-old, recording six goals and one assist in six games ... Helped lead Russia to a gold medal in Halifax, Nova Scotia. **2002:** Posted 14 goals and four assists (18 points) in eight games to lead Russia to the World Under-18 Championship.

NHL Transactions

Selected by Washington in the first round, first overall, in 2004 Entry Draft.

Personal

Supports Athletes Against Autism ... Joined Right To Play as an athlete ambassador in September 2006 ... Donated \$10,000 from the NHLPA's Goals and Dreams Fund, which he earned as a 2006 Lester B. Pearson Award finalist, to Right To Play ... Purchases eight season tickets to Capitals home games and donates them to soldiers and needy children as part of Ovi's Crazy 8s program ... Launched his own designer streetwear clothing line with CCM and designer Roger Edwards, 6/11/08 ... Received the key to the city from Washington, D.C., mayor Adrian M. Fenty on 6/13/08, the day after he won the Hart Trophy ... Has appeared on the cover of The Hockey News 10 times (including special issues) and the cover of The Washington Post Magazine once ... Cover athlete on 2K Sports' NHL 2K10 game ... Celebrated the launch of that game by driving a Zamboni down Sixth Avenue to the NHL Store in New York (9/9/09) ... Cover athlete on EA Sports' NHL 07 video game and the Russian edition of NHL 09 ... Threw out the first pitch at the Washington Nationals game on 9/27/06 ... Honorary chair of the Caps Care Classic on 10/2/06, Washington's annual charity golf tournament, where he hit a hole in one while taking practice shots on the par 3, 160-yard fourth hole at the Springfield Golf & Country Club ... Celebrated his 22nd birthday by leading a beautification project at Shaw Junior High School in Washington, D.C., on 9/18/07 ... For his 23rd birthday, he hosted the Ovi's Crazy Eights Skills Session for nearly 100 house league youth hockey players at Kettler Capitals Iceplex ... Was featured as the FOX News Sunday Power Player of the Week by Chris Wallace on 4/13/08 ... His mother, Tatiana, won two Olympic gold medals in basketball (1976 and 1980) ... Father, Mikhail, is a former professional soccer player ... Spends his summers in Moscow ... Enjoys vacationing in Turkey ... Idolized former Soviet great Alexander Maltsev while growing up ... Listens to hip hop, R&B and techno/dance music ... Favorite American movie is Gladiator ... Likes playing video games in his spare time ... Lists basketball as his favorite sport other than hockey ... Lists pasta and sushi as his favorite foods.



MATHIEU PERREAULT

85

MA-tyew pair-OH

Center • Height: 5'10" • Weight: 174 • Shoots: Left

Born: Jan. 5, 1988 (Drummondville, Quebec)

Drafted: Washington's sixth-round choice, 177th overall, in the 2006 Entry Draft

CAREER STATISTICS

CAREER STATISTICS			Regular Season										Playoffs				
Year	Team	League	GP	G	A	Pts	PIM	+/-	PP	SH	GW	S	GP	G	A	Pts	PIM
2004-05	Magog	QAAA	41	25	47	72	68	-	-	-	-	-	9	5	10	15	12
2005-06	Acadie-Bathurst QMJHL		62	18	34	52	42	-	-	-	-	-	17	10	11	21	8
2006-07	Acadie-Bathurst QMJHL		67	41	78	119	80	-	-	-	-	-	12	6	8	14	8
2007-08	Acadie-Bathurst QMJHL		65	34	*80	*114	61	-	-	-	-	-	12	3	19	22	6
	Hershey	AHL	-	-	-	-	-	-	-	-	-	-	3	0	0	0	0
2008-09	Hershey	AHL	77	11	39	50	36	-	-	-	-	-	21	2	6	8	8

QMJHL First All-Star Team (2007) • QMJHL Player of the Year (2007) • QMJHL Second All-Star Team (2008) • Canadian Major Junior Second All-Star Team (2008)

2008-09

Skated in 77 games for Hershey (AHL) and led club rookies in points (50) and assists (39) ... Third among rookies with 11 goals ... Had nine multiple-point games ... Began his professional career with at least a point in five straight games (2g-4a) ... Scored a goal in his first professional game at Wilkes-Barre/Scranton (10/8) ... Had two assists in his second professional game at Norfolk (10/10) ... Tallied at least a point in seven straight games from 11/14—11/28 (1g-9a) ... Registered at least a point in five straight games from 2/21—3/1 (1g-6a), which included three assists against Providence (3/1) ... Played in 21 out of 22 Calder Cup playoff games and had eight points (2g-6a) as Hershey won the Calder Cup ... Both of his goals and two of his assists came in the opening round against Philadelphia.

Junior Career

2007-08: Played in 65 games for Acadie-Bathurst (QMJHL) and led the league in points (114) and assists (80) ... Third on the team with 34 goals ... Tied for fifth in the league and third among forwards at +33 ... Won the Jean Beliveau Trophy as the league's leading scorer ... A second-team QMJHL All-Star and second-team CHL All-Star ... Member of the QMJHL team in the ADT Canada-Russia Challenge ... Named QMJHL Offensive Player of the Week twice (11/4 and 2/10) ... Established a team record with a 27-game point streak (11/28—2/15), the longest streak of the year in the QMJHL ... Honored as the Offensive Player of the Month in March ...

Played in 12 playoff games, scoring three goals and recording 19 assists ... Made his professional debut in the Calder Cup playoffs, playing three games for Hershey. **2006-07:** Appeared in 67 games with Acadie-Bathurst and won the Michel-Briere Trophy as the most valuable player in the QMJHL ... Ranked third in the league in points (119) and second in assists (78) ... Scored nine SHGs, tying for the league lead ... Second on his team in goals (41) and plus/minus (+28) ... A QMJHL First All-Star Team selection ... Represented the QMJHL in the ADT Canada-Russia Challenge ... Named QMJHL Offensive Player of the Week for the week ending 9/24 ... Awarded Offensive Player of the Month in November ... Played in 12 playoff games, recording 14 points. **2005-06:** Skated in 62 games for Acadie-Bathurst ... Notched 52 points (18g-34a) ... Tied for fourth among QMJHL rookies in points ... Ranked fourth among rookies in assists ... Played in 17 playoff games and recorded 21 points ... Led all rookies and tied for ninth overall in playoff scoring.

NHL Transactions

Selected by Washington in the sixth round, 177th overall, in the 2006 Entry Draft.

Personal

Enjoys golfing ... Favorite athlete is Tiger Woods ... If he weren't playing hockey, he would pursue a teaching career.



STEVE PINIZZOTTO

90

Right Wing • Height: 6'1" • Weight: 200 • Shoots: Right
 Birthday: April 26, 1984 (Mississauga, Ontario)
 Acquired: Signed as a free agent, March 16, 2007

CAREER STATISTICS

Regular Season														Playoffs				
Year	Team	League	GP	G	A	Pts	PIM	+/-	PP	SH	GW	S		GP	G	A	Pts	PIM
2002-03	Oakville	OPJHL	44	16	24	40	152	-	-	-	-	-	-	-	-	-	-	-
2003-04	Oakville	OPJHL	39	17	34	51	177	-	-	-	-	-	-	-	-	-	-	-
2004-05	Oakville	OPJHL	48	33	62	95	86	-	-	-	-	-	-	-	-	-	-	-
2005-06	RIT	Atlantic	20	7	6	13	32	-	-	-	-	-	-	-	-	-	-	-
2006-07	RIT	Atlantic	34	13	31	44	76	-	-	-	-	-	-	-	-	-	-	-
	Hershey	AHL	5	0	0	0	4	-	-	-	-	-	-	-	-	-	-	-
2007-08	Hershey	AHL	23	0	4	4	12	-	-	-	-	-	-	5	0	0	0	13
	South Carolina	ECHL	40	15	17	32	58	-	-	-	-	-	-	10	1	2	3	34
2008-09	Hershey	AHL	45	4	7	11	61	-	-	-	-	-	-	21	3	2	5	28
	South Carolina	ECHL	11	4	6	10	19	-	-	-	-	-	-	-	-	-	-	-

2008-09

Split time between Hershey (AHL) and South Carolina (ECHL) ... Recalled for one game with Washington but did not dress ... Played 45 games with Hershey, recording 11 points (4g-7a) and 61 PIM ... Had a three-game goal streak 12/31—1/7 (3g)... Tallied a season-high two points twice: 1/3 at Hartford (1g-1a) and 3/1 vs. Providence (2a) ... Had 10 points (4g-6a) in 11 games in South Carolina ... Recorded a seven-game point streak from 11/6—11/21 (4g-4a) ... Added three goals and two assists in the AHL playoffs, appearing in 21 games as Hershey won the Calder Cup.

Career

2007-08: Played 23 games for Hershey and 40 for South Carolina in his first professional season ... Finished ninth in scoring at South Carolina despite playing only 40 games ... Had seven multiple-point games ... Began the year with the Stingrays and scored his first professional goal in his second game, 10/21 at Augusta ... Scored goals in six straight games (11/28—12/9, 7g) ... Recalled to Hershey on 12/29 and played his first game of the year for the Bears that night ... Recorded four assists with Hershey ... Played five games in the AHL playoffs and 10 in the ECHL playoffs.

College/Junior Career

2006-07: Led RIT (Atlantic Hockey) in scoring with 44 points (13g-31a) in 34 games ... Played at RIT for Wayne Wilson, a former college teammate of George McPhee ... Posted a 31-point improvement over freshman campaign ... Eight of 13 goals were tallied on the power play ... Registered a team-leading 76 PIM ... Led

the Tigers in assists (31) ... Had 15 multiple-point games ... Posted a five-game point streak from 10/14—10/28 (3g-4a) ... Produced points in 10 straight games from 11/18—1/9 (5g-11a) ... Had a four-point game at Sacred Heart (1g-3a, 1/13) ... Posted two assists in each of the last two games (2/23—2/24, both at Bentley) ... Appeared in five games for Hershey after signing with the Capitals ... Posted four PIM ... Made pro debut on 3/25 vs. Binghamton. **2005-06:** Skated in 20 games for RIT ... Scored 13 points (7g-6a) ... Finished second in team rookie scoring race and tied for sixth overall ... Netted three of seven goals on the power play ... Ranked sixth on team in PIM (32), second amongst freshmen ... Missed half of season recovering from a knee injury. **2004-05:** Skated in 48 games for the Oakville Blades (OPJHL) ... Posted 33 goals and 62 assists for 95 points ... Served as team captain ... Named Team MVP ... 2005 OPJHL all-star selection. **2003-04:** Posted 51 points (17g-34a) in 39 games with Oakville ... Ranked third on team in scoring ... Finished second on roster in assists (34) and tied for third in goals (17) ... Recorded 177 PIM, good for first on team ... Led Oakville to West Division championship. **2002-03:** Skated in 44 games, registering 40 points (16g-24a) in his first season with Oakville ... Finished sixth on team in points ... Posted 152 PIM to lead roster.

NHL Transactions

Signed by Washington as a free agent, March 16, 2007.

Personal

Enjoys golf, baseball and soccer ... Enjoys cooking and favorite food is chicken parmesan ... First job was working at Tim Horton's.



BRIAN POTHIER

2

POH-thee-uhr

Defense • Ht.: 6'0" • Wt.: 204 • Shoots: Right

Born: April 15, 1977 (New Bedford, Mass.)

Acquired: Signed as a free agent, July 1, 2006

vs. the NHL

	GP	G	A	Pts	PIM
ANA	5	0	1	1	2
ATL	20	0	7	7	16
BOS	17	1	1	2	16
BUF	23	2	8	10	18
CAR	22	0	6	6	14
CGY	4	0	0	0	0
CBJ	1	0	0	0	4
COL	4	1	1	2	2
DAL	3	0	1	1	2
DET	2	0	0	0	2
EDM	4	0	0	0	0
FLA	20	1	8	9	12
LA	3	0	0	0	0
MIN	4	0	0	0	0
MTL	21	1	6	7	8
NJ	13	0	4	4	4
NYI	13	1	6	7	8
NYR	16	0	3	3	4
NSH	3	1	3	4	4
OTT	8	0	1	1	8
PHI	13	1	2	3	8
PHX	3	1	1	2	4
PIT	14	3	2	5	2
SJ	3	0	0	0	2
STL	1	0	1	1	2
TB	27	5	11	16	14
TOR	17	2	4	6	13
VAN	6	0	1	1	0
WSH	11	1	4	5	12

CAREER STATISTICS

Regular Season

Year	Team	League	GP	G	A	Pts	PIM	+	-	PP	SH	GW	S
1995-96	N.-Mt. Hermon	HS-Mass.	27	11	22	33	36	-	-	-	-	-	-
1996-97	Rensselaer	ECAC	34	1	11	12	42	-	-	-	-	-	-
1997-98	Rensselaer	ECAC	35	2	9	11	28	-	-	-	-	-	-
1998-99	Rensselaer	ECAC	37	5	13	18	36	-	-	-	-	-	-
1999-00	Rensselaer	ECAC	36	9	24	33	44	-	-	-	-	-	-
2000-01	Atlanta	NHL	3	0	0	0	2	4	0	0	0	0	0
	Orlando	IHL	76	12	29	41	69	-	-	-	-	-	-
2001-02	Atlanta	NHL	33	3	6	9	22	-19	1	0	1	65	
	Chicago	AHL	39	6	13	19	30	-	-	-	-	-	-
2002-03	Ottawa	NHL	14	2	4	6	6	11	0	0	1	23	
	Binghamton	AHL	68	7	40	47	58	-	-	-	-	-	-
2003-04	Ottawa	NHL	55	2	6	8	24	6	1	0	1	78	
2004-05	Binghamton	AHL	77	12	36	48	64	-	-	-	-	-	-
2005-06	Ottawa	NHL	77	5	30	35	59	29	3	0	0	133	
2006-07	CAPITALS	NHL	72	3	25	28	44	-11	2	0	0	118	
	United States	WC	7	0	1	1	4	-	-	-	-	-	-
2007-08	CAPITALS	NHL	38	5	9	14	20	5	1	0	1	66	
2008-09	CAPITALS	NHL	9	1	2	3	4	E	0	0	1	8	
	Hershey	AHL	4	0	0	0	2	1	0	0	0	5	
CAPITALS TOTALS			119	9	36	45	68	-6	3	0	2	191	
NHL TOTALS			301	21	82	103	177	25	8	0	5	490	

Playoffs

GP	G	A	Pts	PIM
-	-	-	-	-
-	-	-	-	-
-	-	-	-	-
-	-	-	-	-
-	-	-	-	-
-	-	-	-	-
16	3	5	8	11
-	-	-	-	-
1	0	0	0	2
8	2	8	10	4
7	0	0	0	6
6	0	1	1	6
8	2	1	3	2
-	-	-	-	-
-	-	-	-	-
-	-	-	-	-
13	0	2	2	8
-	-	-	-	-
13	0	2	2	8
29	2	3	5	18

ECAC Second All-Star Team (2000) • ECAC All-Tournament Team (2000) • NCAA East Second All-American Team (2000) • Ken McKenzie Trophy (U.S.-Born Rookie of the Year, IHL) (2001) • Garry F. Longman Trophy (Rookie of the Year, IHL) (2001) • AHL Second All-Star Team (2003, 2005)

CAREER HIGHLIGHTS

First NHL Game: 4/3/01 (ATL 5 vs OTT 2)
 First NHL Goal: 11/29/01 (ATL 2 at TB 5, Khabibulin)
 First NHL Assist: 10/19/01 (ATL 3 vs NYR 4)
 Most Goals in a Game: 1 (21 times, last: 3/27/09, WSH 5 vs TB 3)
 Most Assists in a Game: 3 (10/07/06, WSH 5 vs CAR 2)
 Most Points in a Game: 3 (10/07/06, WSH 5 vs CAR 2, 0G-3A)
 Most Shots in a Game: 8 (10/26/07, WSH 2 vs VAN 3)
 Most PIM in a Game: 5 (12/17/05, OTT 8 vs TOR 2)
 Most Ice Time in a Game: 35:55 (4/5/06, OTT 4 at BUF 5)
 Multiple-Point Games: 14 (last: 12/15/07, WSH 3 at TB 2, 1G-1A)
 Longest Goal Streak: 3 (3/1/06-3/4/06, 3G)
 Longest Assist Streak: 4 (10/19/06-10/27/06, 5A)
 Longest Point Streak: 4 (3 times, last: 3/18/07-3/24/07, 1G-3A)
 Penalty Shots: None
 Shootouts: 0/2

DID YOU KNOW?

Brian Pothier was Washington's nominee for the 2009 Masterton Trophy for perseverance and dedication to hockey.

BRIAN POTHIER

2008-09

Played in nine games and averaged 16:34 TOI ... Returned to the lineup on 3/16 at ATL after missing 14 months recovering from the effects of a concussion ... Recorded one goal and two assists ... His goal was the GWG on 3/27 vs. TB ... Had assists on 4/7 at ATL and 4/11 at FLA ... Played his 300th NHL game on 4/9 vs. TB ... Made his Capitals playoff debut in Game 2 vs. NYR in the ECQF ... Registered two assists in 13 playoff games ... Skated in four games on a rehabilitation stint with Hershey before joining Washington full time.

Career

2007-08: Finished tied for second among Capitals defensemen in goals (5, tying his career high) and fourth in points (14) despite missing more than half the season after suffering a concussion 1/3 ... Tied for seventh on the team at +5 ... Scored four of his five goals in December, matching the best goal-scoring month of his career (March 2006) ... Three of his goals gave the Caps the lead; one (12/15 at TB) was the GWG ... Had two assists and a +3 rating 10/24 vs. TB ... Played a season-high 27:08 and put a career-best eight shots on goal 10/26 vs. VAN ... Suffered a fractured thumb 12/20 vs. MTL, but missed just one game and scored goals in back-to-back games upon his return (12/26—12/27) ... His goal 12/27 at PIT was his 100th career NHL point. **2006-07:** Led Caps defensemen in assists (25) and points (28) in 72 games ... Ranked third on the team in assists and sixth in points ... Led the team in ice time with an average of 23:59 per game, more than a seven-minute increase compared to his 2005-06 average (16:46) ... Led the team in ice time in 35 games ... Paced the team with 140 blocked shots ... Ranked fifth on the team, first among defensemen, with 118 shots on goal ... More than half of his points came on the power play (2g-13a) ... Finished fourth on the team in power-play points and third in power-play assists ... Led Caps defensemen (third on the team) with 4:13 of power play ice time per game ... All three of his goals were Washington's first of the game ... Started the season with assists in three straight games (10/5—10/12, 5a) ... Set a career high in assists and points in a game with three vs. CAR (10/7) ... Recorded a career-best four-game assist streak from 10/19—10/27 (5a) ... Led all Caps with nine assists in 11 GP in October ... Played in his 200th NHL game vs. BOS (11/15) ... Scored his first Caps goal, on the power play, 1/1 vs. PHX ... Had points in five out of six games from 3/15—3/24 (1g-4a) and four straight from 3/18—3/24 (1g-3a) ... Had six points (1g-5a) and a +4 rating in the season's final 12 games ... Represented the United States in the World Championship in Moscow. **2005-06:** Posted career highs in goals (5), assists (30), points (35), games played (77) and plus/minus rating (+29) for OTT ... Finished second among Senators' defensemen in assists and fourth in points ... Tied for third on the team and fifth among all NHL defensemen in plus/minus rating ... Three of his five goals came on the power play ... Tallied eight multiple-point games ... Had a pair of four-game point streaks (12/17—12/23, 6a, and 3/1—3/6, 3g-4a) ... Played at least 23:52 in eight straight games (3/28—4/10), including a career-high 35:55 at BUF (4/5, 2a) ... Served as alternate captain for six games ... Had three points (2g-1a), his first career playoff points, in eight games ... All of his scoring came in the ECSF vs. BUF, including his first career playoff goal on 5/11 at BUF. **2004-05:** Led Binghamton (AHL) defensemen in scoring with 48

points (12g-36a) in 77 games ... Ranked sixth among AHL defensemen in points ... Named to the AHL Second All-Star Team ... Played for PlanetUSA in the AHL All-Star Game ... Tied team record at the time with a career-best three assists against Albany (12/22). **2003-04:** Played 55 games for OTT ... Scored the GWG 1/17 vs. BOS ... Had points in back-to-back games 3/6 and 3/8 (2a) ... Played in all seven playoff games for OTT. **2002-03:** Recalled from Binghamton eight times and played 14 games for OTT ... Recorded his first multiple-point game vs. NSH (2/22, 1g-1a) ... Scored the GWG at MTL (3/29) ... Appeared in 68 games for Binghamton, leading the club in assists (40) ... Was named team captain in January ... Named as a starter for PlanetUSA at the AHL All-Star Game ... Named Binghamton's best defenseman and a second-team AHL All-Star ... Made his NHL playoff debut 4/16 at NYI ... Averaged more than a point per game (1g-8a in 8 GP) for Binghamton in the playoffs. **2001-02:** Split season between ATL and Chicago (AHL) ... Played 33 NHL games before missing the final 10 due to injury ... Scored the GWG vs. COL (3/14) ... Finished third among Chicago defensemen with 19 points (3g-16a) in 39 GP. **2000-01:** Spent most of his first professional season with Orlando (IHL), earning the league's rookie of the year (Garry F. Longman Trophy) and U.S.-born rookie of the year (Ken McKenzie Trophy) honors ... Named the IHL defenseman of the week and IHL plus/minus player of the week for 10/30-11/5 ... Scored his first professional goal 10/18 at Detroit ... Played three games for ATL ... Posted a +3 rating in his first NHL game, 4/3 vs. OTT ... Helped Orlando win the IHL's Turner Cup, posting eight points (3g-5a) in 16 playoff games.

International Career

2007: Was a member of the U.S. team at the 2007 World Championship ... Tallied one assist in seven games.

College Career

Played four years for the Rensselaer Engineers in the ECAC, finishing with 74 points (17g-57a) in 142 games ... His goal and point totals climbed steadily his last three seasons. **1999-00:** Led all ECAC defensemen and was third on the team with 33 points (9g-24a) ... A second-team All-America and second-team All-ECAC selection ... Team captain. **1998-99:** Led team defensemen with 18 points (5g-13a) ... Named to the Rensselaer Holiday Hockey All-Tournament Team.

NHL Transactions

Signed with Atlanta as a free agent, March 27, 2000 ... Traded to Ottawa by Atlanta for Shawn McEachern and Ottawa's sixth-round choice in 2004 Entry Draft (Dan Turple), June 29, 2002 ... Signed by the Capitals as a free agent, July 1, 2006.

Personal

Supports local Christian charities and spends time working with children and veterans in the area ... Enjoys fishing and golfing ... Favorite athlete is Ronaldinho ... Top hockey memories are winning the 2001 Turner Cup and scoring the game-winning goal against Tampa Bay last season (3/27/09) after returning to the ice.



TOM POTI

3

POH-tee

Defense • Height: 6'3" • Weight: 205 • Shoots: Left

Born: March 22, 1977 (Worcester, Mass.)

Acquired: Signed as a free agent, July 1, 2007

vs. the NHL

	GP	G	A	Pts	PIM
ANA	21	2	5	7	24
ATL	33	1	10	11	20
BOS	26	2	11	13	14
BUF	25	3	9	12	24
CAR	33	1	9	10	18
CGY	22	4	3	7	12
CBJ	13	1	5	6	10
COL	23	0	4	4	20
DAL	16	3	6	9	13
DET	19	1	5	6	24
EDM	4	0	4	4	2
FLA	34	3	9	12	26
LA	19	3	6	9	14
MIN	10	2	3	5	6
MTL	28	1	5	6	33
NJ	35	4	7	11	22
NYI	30	4	13	17	20
NYR	17	1	7	8	14
NSH	22	3	4	7	12
OTT	31	2	10	12	14
PHI	39	1	14	15	18
PHX	17	3	5	8	14
PIT	35	3	15	18	36
SJ	20	3	7	10	18
STL	21	1	6	7	20
TB	35	5	12	17	34
TOR	30	2	11	13	24
VAN	22	1	6	7	10
WSH	18	2	11	13	10

CAREER STATISTICS

CAREER STATISTICS			Regular Season											Playoffs				
Year	Team	League	GP	G	A	Pts	PIM	+/-	PP	SH	GW	S	GP	G	A	Pts	PIM	
1996-97	Boston Univ.	H-East	38	4	17	21	54	-	-	-	-	-	-	-	-	-	-	
	United States	WJC	6	0	3	3	0	-	-	-	-	-	-	-	-	-	-	
1997-98	Boston Univ.	H-East	38	13	29	42	60	-	-	-	-	-	-	-	-	-	-	
	United States	WJC	6	1	2	3	4	-	-	-	-	-	-	-	-	-	-	
1998-99	Edmonton	NHL	73	5	16	21	42	10	2	0	3	94	4	0	1	1	2	
1999-00	Edmonton	NHL	76	9	26	35	65	8	2	1	1	125	5	0	1	1	0	
2000-01	Edmonton	NHL	81	12	20	32	60	-4	6	0	3	161	6	0	2	2	2	
2001-02	Edmonton	NHL	55	1	16	17	42	-6	1	0	0	100	-	-	-	-	-	
	NY Rangers	NHL	11	1	7	8	2	-4	1	0	1	9	-	-	-	-	-	
	United States	Olympics	6	0	1	1	4	-	-	-	-	-	-	-	-	-	-	
2002-03	NY Rangers	NHL	80	11	37	48	58	-6	3	0	2	148	-	-	-	-	-	
2003-04	NY Rangers	NHL	67	10	14	24	47	-1	4	0	5	124	-	-	-	-	-	
2004-05		Did Not Play																
2005-06	NY Rangers	NHL	73	3	20	23	70	16	2	0	2	122	4	0	0	0	2	
2006-07	NY Islanders	NHL	78	6	38	44	74	-1	6	0	1	134	5	0	3	3	6	
2007-08	CAPITALS	NHL	71	2	27	29	46	9	0	0	0	99	7	0	1	1	8	
2008-09	CAPITALS	NHL	52	3	10	13	28	3	0	0	1	48	14	2	5	7	4	
CAPITALS TOTALS			123	5	37	42	74	12	0	0	1	147	21	2	6	8	12	
NHL TOTALS			717	63	231	294	536	24	27	1	19	1164	45	2	13	15	24	

NCAA Championship All-Tournament Team (1997) • Hockey East First All-Star Team (1998) • NCAA East First All-American Team (1998) • NHL All-Rookie Team (1999) • Played in NHL All-Star Game (2003)

CAREER HIGHLIGHTS

First NHL Game: 10/10/98 (EDM 1 vs LA 2)
First NHL Goal: 11/18/98 (EDM 2 vs DET 6, Osgood)
First NHL Assist: 11/29/98 (EDM 2 vs CHI 3)
Most Goals in a Game: 2 (11/29/02, NYR 3 at DAL 3)
Most Assists in a Game: 4 (2/19/04, NYR 6 vs NYI 2)
Most Points in a Game: 4 (2/19/04, NYR 6 vs NYI 2, 0G-4A)
Most Shots in a Game: 9 (10/13/00, EDM 3 vs BUF 2)
Most PIM in a Game: 6 (6 times, last: 3/14/09, WSH 5 vs CAR 4 SO)
Multiple-Point Games: 46 (3/29/08, WSH 3 at FLA 0, 0G-2A)
Longest Goal Streak: 2 (3 times, last: 12/29/03-12/30/03, 2G)
Longest Assist Streak: 4 (5 times, last: 2/26/08-3/3/08, 6A)
Longest Point Streak: 6 (2 times, last: 11/21/02-12/1/02, 4G-5A)
Penalty Shots: None
Shootouts: 0/3

DID YOU KNOW?

Tom Poti had a four-point game (1g-3a) against his former team as the Capitals faced elimination in Game 6 at NYR (4/26/09).

TOM POTI

2008-09

Third on the team in average ice time (21:08) in 52 games ... Led the team in ice time 11 times ... Led the team and ranked fifth in the NHL with 4:22 of shorthanded ice time per game ... Finished tied for third among defensemen in scoring despite missing 27 games due to injury ... Team was 11-2-0 when he had a point ... Caps went 32-13-6 with him in the lineup ... All three of his goals came in the first period ... Had seven of his 10 assists in the second period ... Recorded 10 of his 13 points at Verizon Center (2g-8a) ... Scored the GWG on 11/8 vs. NYR ... Had two three-game point streaks (11/6—11/10, 2g-1a, and 11/26—12/12/08, 3a) ... Was +2 in three straight games from 11/6—11/10 ... Registered a season-high four shots 11/12 at CAR ... Played his 700th NHL game on 2/24 vs. PHI ... Had seven blocked shots 3/17 at FLA, the most in a game by a Capital all season ... Played in all 14 Stanley Cup playoff games and had seven points (2g-5a) ... Finished tied for 16th in playoff points for a defenseman; only three players (Scott Niedermayer, Chris Pronger and Alexander Edler) played fewer games and had more points ... Played more than 20 minutes in 10 playoff games ... Enjoyed the best offensive round of his playoff career (2g-4a) and his first series victory in the ECQF against NYR ... Had four points (1g-3a) in Game 6 at NYR (4/26), matching his career high for a single game (regular season or playoffs) ... Had one assist and was +6 in seven games against PIT in ECSF ... Skated a playoff-high 27:18 in Game 3 at PIT.

Career

2007-08: An alternate captain ... Finished second in points (29) and assists (27) among Caps defensemen ... Sixth on the team in assists ... Led the team with 119 blocked shots ... Finished second on the team with 23:28 of ice time per game, trailing only Mike Green (23:38) ... Led the team in ice time 33 times in 71 games played ... Skated 20-plus minutes in 61 of 71 games ... Ranked second among Caps defensemen and fifth on the team at +9 ... Was +11 on the road, third-best on the team ... Played his 600th NHL game 10/18 at NYI ... Recorded his 200th NHL assist 11/23 at PHI ... Was +16 from 1/16 through the end of the season ... Scored his first Caps goal and added an assist 2/5 at CBJ ... Was +7 with six assists during his four-game point streak from 2/26—3/8 ... Had his most productive month with eight assists in March ... Finished the season with five points (1g-4a) and was +6 in the last seven games (3/21—4/5) ... Played all seven playoff games and ranked third on the team in ice time (24:00) ... Had an assist in Game 1 of the ECQF vs. PHI (4/11). **2006-07:** Had the second-best offensive totals of his career in his lone season with NYI ... Tallied 44 points (6g-38a) in 78 games ... Assist total marked a career high ... Ranked first on the team in assists, eighth in points, sixth in PPGs and fourth in PIM (74) ... Second among NYI defensemen in scoring ... Netted six goals and 26 assists on the power play ... His 32 power-play points ranked 11th among NHL defensemen ... Led NYI with an average of 25:42 of ice time (11th in the league) ... Finished 14th in the NHL with 170 blocked shots ... Posted 10 multiple-point games in regular season ... Logged more than 25 minutes of ice time 41 times ... Registered season-high +3 vs. ATL (12/16) ... Recorded season-high three points twice: vs. CAR (10/21, 1g-2a) and vs. TOR (4/5, 3a) ... Posted season-best four-game point streak from 3/15—3/22 (4a) ... Skated in season-high 33:32 ice time in regular season finale vs. NJ (4/8) ... Tallied nine points in final six games of regular season (2g-7a) ... Skated at least 26 minutes in all five playoff games against BUF in the ECQF ... Had three assists, including two in Game 2. **2005-06:** Tallied 23 points (3g-20a) in 73 games with NYR ... Ranked third among NYR defensemen in scoring ... Topped NYR with 123 blocked shots ... First among team defensemen with 122 shots on goal ... Tied for second on team with 49 takeaways ... Third on blueline in average TOI, 20:46 ... Posted four multiple-point games ... Recorded season-high three-game point streak from 12/8—12/13 (4a) ... Posted 200th NHL career point against PIT (1/26) ... Appeared in 500th career NHL game

vs. ATL (3/12). **2004-05:** Did not play. **2003-04:** Ranked second among NYR defensemen with 24 points (10g-14a) ... Led NYR and established a career high with five GWGs ... Played in 400th NHL career game on 12/7 vs. TB ... Scored GWGs in overtime on consecutive nights 12/29—12/30, becoming just the third NHL player to record an overtime goal in consecutive games (Maxim Afinogenov, Greg de Vries) ... Had four assists vs. TB (2/19). **2002-03:** Recorded a career-high 48 points (11g-37a) with NYR ... Ranked second among club defensemen with 11 goals ... Led team with 37 assists ... Ranked third on the team and tied for seventh among NHL defensemen with 48 points ... Played in the NHL All-Star Game ... Posted eight multiple-point games ... Posted career-best two goals at DAL (11/29) ... Matched his career best with a six-game scoring streak (11/21—12/1, 4g-5a). **2001-02:** Began season with EDM before being traded to NYR (3/19) ... Posted six multiple-point games ... Notched back-to-back multiple-point games (11/29—12/1, 2a each game) ... Recorded 100th NHL point on 12/16 at PHI ... Won a silver medal with the U.S. at the Olympics. **2000-01:** Appeared in a career-high 81 games with EDM ... Had a career-high 12 goals ... Finished second among EDM defensemen with 32 points ... Ranked third on Oilers in ice time, averaging 22:44. **1999-00:** Ranked second among EDM defensemen with 35 points (9g-26a) ... Finished third on the team with 26 assists ... Second on the team with 119 blocked shots ... Skated in 100th NHL game vs. PHX (4/1). **1998-99:** Named to the NHL All-Rookie Team ... Led EDM with a +10 rating ... Ranked fifth among all NHL rookies and second among rookie defensemen with 21 points (5g-16a) ... Finished first among NHL rookies with 82 blocked shots ... Made NHL debut on 10/10 vs. LA ... Scored first NHL goal/point on 11/18 vs. DET ... Tallied first NHL assist vs. CHI on 11/29.

International Career

Has represented the United States at three international events, including the 2002 Winter Olympics. **2002:** Helped Team USA capture a silver medal at the Winter Olympics in Salt Lake City ... Skated in six games, posting one assist. **1997:** Played for the U.S. at the World Junior Championship in Boston ... Recorded three points in six games to help the U.S. win the silver medal. **1996:** Played in six games at the World Junior Championship and had three assists.

College Career

Played two years for Boston University (BU) in Hockey East, finishing with 63 points (17g-46a) in 76 games. **1997-98:** Selected to the NCAA East First All-American Team and named a Hockey East First-Team All-Star ... Named Beanpot Tournament's most valuable player, becoming the first BU defenseman to win the award since 1980 (Jack O'Callahan) ... Won the New England Hockey Writer's Award given to New England's Best Defenseman. **1996-97:** Helped lead BU to NCAA Championship game, falling to North Dakota in title match ... Named to the 1997 NCAA All-Tournament team.

NHL Transactions

Selected by Edmonton in the third round, 59th overall, in the 1996 Entry Draft ... Traded to the New York Rangers by Edmonton with Rem Murray in exchange for Mike York and a fourth-round draft choice in the 2002 Entry Draft (Ivan Koltsov), March 19, 2002 ... Signed with the New York Islanders as a free agent, July 8, 2006 ... Signed with Washington as a free agent, July 1, 2007.

Personal

Supports the Food Allergy and Anaphylaxis Network, the Make-A-Wish Foundation and the Travis Roy Foundation ... Enjoys golfing and spending time at the beach ... Favorite athlete is Tiger Woods ... Lists pancakes as his favorite food ... Favorite hockey memory is the 2002 Olympics.



JEFF SCHULTZ

55

Defense • Ht.: 6'6" • Wt.: 230 • Shoots: Left

Born: Feb. 25, 1986 (Calgary, Alberta)

Drafted: Capitals' first-round choice, 27th overall, in the 2004 Entry Draft

vs. the NHL

	GP	G	A	Pts	PIM
ANA	1	0	1	1	0
ATL	13	1	1	2	6
BOS	9	0	2	2	0
BUF	7	0	0	0	8
CAR	15	0	3	3	4
CGY	2	0	2	2	0
CHI	2	0	1	1	0
CBJ	1	0	1	1	0
COL	2	0	0	0	2
DAL	1	0	0	0	0
DET	2	1	0	1	0
EDM	2	0	2	2	0
FLA	18	0	2	2	10
LA	3	0	0	0	0
MIN	2	0	1	1	0
MTL	8	0	2	2	2
NJ	10	1	2	3	2
NYI	8	0	0	0	5
NYR	7	1	1	2	2
NSH	3	0	0	0	0
OTT	8	0	3	3	4
PHI	7	0	0	0	2
PHX	1	0	0	0	2
PIT	11	1	1	2	6
SJ	2	0	0	0	2
STL	1	0	0	0	0
TB	17	0	2	2	4
TOR	9	1	0	1	2
VAN	2	0	0	0	2

CAREER STATISTICS

Regular Season

Year	Team	League	GP	G	A	Pts	PIM	+/-	PP	SH	GW	S
2000-01	Calgary Hawks	CBHA	27	7	8	15	20	-	-	-	-	-
2001-02	Calg. Rangers	CBHL	27	5	18	23	42	-	-	-	-	-
2002-03	Calgary	WHL	50	2	1	3	4	-	-	-	-	-
2003-04	Calgary	WHL	72	11	24	35	33	-	-	-	-	-
2004-05	Calgary	WHL	72	2	27	29	31	-	-	-	-	-
2005-06	Calgary	WHL	68	7	33	40	36	-	-	-	-	-
	Hershey	AHL	-	-	-	-	-	-	-	-	-	-
2006-07	CAPITALS	NHL	38	0	3	3	16	5	0	0	0	22
	Hershey	AHL	44	2	10	12	39	-	-	-	-	-
2007-08	CAPITALS	NHL	69	5	12	17	28	12	0	0	0	36
	Hershey	AHL	1	0	0	0	0	-	-	-	-	-
2008-09	CAPITALS	NHL	64	1	11	12	21	13	0	1	0	40
NHL/CAPITALS TOTALS			174	6	27	33	65	30	0	1	0	98

Playoffs

GP	G	A	Pts	PIM
-	-	-	-	-
-	-	-	-	-
4	0	0	0	0
7	1	1	2	0
12	2	1	3	6
13	4	6	10	6
7	1	3	4	4
-	-	-	-	-
19	0	1	1	18
2	0	0	0	2
-	-	-	-	-
1	0	0	0	0
3	0	0	0	2

WHL East Second All-Star Team (2006)

CAREER HIGHLIGHTS

First NHL Game: 12/22/06 (WSH 1 vs NJ 4)
First NHL Goal: 10/29/07 (WSH 7 at TOR 1, Toskala)
First NHL Assist: 1/26/07 (WSH 2 at CAR 6)
Most Goals in a Game: 1 (6 times, last: 1/14/09, WSH 6 at PIT 3)
Most Assists in a Game: 2 (1/17/08, WSH 5 vs EDM 4)
Most Points in a Game: 2 (1/17/08, WSH 5 vs EDM 4, 0G-2A)
Most Shots in a Game: 4 (3/15/07, WSH 3 at BOS 4)
Most PIM in a Game: 5 (4/1/09, WSH 5 vs NYI 3)
Most Ice Time in a Game: 26:34 (2/11/09, WSH 4 at NYR 5 SO)
Longest Goal Streak: 3 (12/8/07-12/12/07, 3G)
Longest Assist Streak: 3 (11/6/08-11/10/08, 3A)
Longest Point Streak: 3 (2 times, last: 11/6/08-11/10/08, 0G-3A)
Penalty Shots: None
Shootouts: None

DID YOU KNOW?

Jeff Schultz is an avid golfer who played TPC Sawgrass with teammate Eric Fehr during the 2009 NHL All-Star break.

JEFF SCHULTZ

2008-09

Played in 64 games and recorded 12 points (1g-11a) ... Second among Caps defensemen and fourth on the team with a career-high +13 ... Averaged a career high 19:45 TOI ... Seven of his 12 points (1g-6a) came in the third period; recorded seven of his 11 assists in the final 10 minutes of the game or OT ... His 21 PIM were the fewest for any Cap defenseman who played more than 30 games ... Was +9 against division opponents ... Recorded 93 blocked shots, ranking fifth on the team ... Averaged 3:18 of shorthanded ice time per game, the fourth highest on the team... Team was 9-1-1 when he had a point ... Had three assists in the first six games of the season and had an assist in three straight games (11/6—11/10) ... Was a +4 at CAR (11/12) and vs. OTT (2/1) ... Suffered a broken finger 11/24 at MIN and missed 15 games ... Skated a season-high 26:34 on 2/11 at NYR... Recorded his first career shorthanded goal at PIT (1/14) ... Played only one playoff game due to injury.

Career

2007-08: Appeared in 72 games for Washington, posting 18 points (5g-13a) and 28 PIM ... Ranked first among Caps defensemen and fourth on the team with a +12 rating ... Second among Caps defensemen with five goals ... Third among Caps defensemen averaging 18:05 of ice time ... Ranked third on the team with 90 blocked shots ... Played one game in Hershey during a brief AHL stint early in the season ... Scored first NHL goal 10/29 at TOR ... Led the team in ice time 11/2 vs. PHI (22:03) ... Registered first assist of the season 12/1 at FLA ... Posted season-high six points (4g-2a) in December ... Scored goals in three straight games from 12/8—12/12 ... Skated in season-high 25:33 1/5 at MTL ... Recorded his first career multiple-point game with two assists vs. EDM (1/17) ... Played his 100th NHL game 3/14 vs. ATL ... Limited to two playoff games due to injury. **2006-07:** Played in 38 games with the Capitals in his first professional season ... Recorded three points, all assists ... Third among Caps defensemen with 18:12 of average ice time ... Ranked 12th among NHL rookie defensemen in ice time ... Tied for second on the team in plus/minus rating with +5 ... Finished tied for eighth among NHL rookie

defensemen in plus/minus rating ... Made his NHL debut vs. NJ (12/22) ... Played 34 straight games from 1/18—4/3, with a +7 rating in that time ... Recorded his first career point with an assist at CAR (1/26) ... Had a career-high four PIM vs. FLA (1/20) ... Posted a career high +4 vs. CAR (1/27) ... Played 44 games with Hershey (AHL) with 12 points (2g-10a) and a +20 rating ... Had one assist in 19 playoff games.

Junior Career

Posted 107 points (22g-85a) in his four-year, 262-game WHL career, all with Calgary. **2005-06:** Played 68 games for the Calgary Hitmen of the WHL and shared the lead among team defensemen with 40 points (7g-33a) ... Tied for 13th among WHL defensemen in scoring ... Led the team with a +20 rating ... Scored four PPGs ... Played for Team WHL in the 2005 ADT Canada-Russia Challenge ... Shared the team lead in playoff scoring with 10 points (4g-6a) in 13 games ... Joined Hershey in the AHL playoffs at the conclusion of Calgary's season ... Played seven playoff games for the Bears in their run to the Calder Cup ... Posted four points (1g-3a), including his first pro goal in his first game, vs. Wilkes-Barre/Scranton (5/7). **2004-05:** Played in all 72 games for Calgary and was the team's second-highest scoring defenseman with 29 points (2g-27a) ... Appeared in 12 playoff games, notching two goals, one assist and six PIM. **2003-04:** Played all 72 games for Calgary ... Recorded a career-best 11 goals, including four PPGs ... Ranked sixth on the team with 35 points ... Posted a +28 rating, leading Calgary defensemen and third-best on the team. **2002-03:** Played 50 games as a WHL rookie ... Posted two goals and an assist.

Transactions

Selected by Washington in the first round, 27th overall, in 2004 Entry Draft.

Personal

Plays golf and video games in his spare time ... Favorite athlete is Tom Brady ... Favorite tourist attractions in Washington, D.C., are the monuments.



ALEXANDER SEMIN

28

Right Wing/Left Wing • Ht.: 6'2" • Wt.: 208 • Shoots: Right

Born: March 3, 1984 (Krasnoyarsk, Russia)

Drafted: Capitals' first-round choice, 13th overall, in the 2002 Entry Draft

vs. the NHL

	GP	G	A	Pts	PIM
ANA	1	1	0	1	2
ATL	21	10	10	20	16
BOS	11	2	6	8	8
BUF	10	1	1	2	6
CAR	24	19	15	34	28
CGY	4	0	1	1	4
CHI	3	0	2	2	2
CBJ	3	1	0	1	0
COL	3	0	1	1	0
DAL	3	2	2	4	2
DET	3	1	0	1	2
EDM	4	1	1	2	10
FLA	25	10	12	22	26
LA	4	1	0	1	2
MIN	3	1	0	1	2
MTL	12	8	4	12	14
NJ	13	7	4	11	10
NYI	10	2	4	6	12
NYR	12	2	7	9	29
NSH	4	2	2	4	0
OTT	12	6	8	14	16
PHI	12	4	5	9	12
PHX	2	0	1	1	2
PIT	14	8	6	14	20
SJ	2	0	0	0	0
STL	3	0	1	1	2
TB	23	13	11	24	18
TOR	9	4	4	8	6
VAN	4	2	0	2	6

CAREER STATISTICS

Regular Season

Year	Team	League	GP	G	A	Pts	PIM	+/-	PP	SH	GW	S
2001-02	Chelyabinsk	Russia-2	46	13	8	21	52	-	-	-	-	-
2002-03	Togliatti	Russia	47	10	7	17	36	-	-	-	-	-
	Russia	WC	6	0	0	0	0	-	-	-	-	-
2003-04	CAPITALS	NHL	52	10	12	22	36	-2	4	0	2	92
	Portland	AHL	4	3	1	4	6	-	-	-	-	-
	Russia	WJC	6	2	2	4	10	-	-	-	-	-
2004-05	Togliatti	Russia	50	19	11	30	56	-	-	-	-	-
	Russia	WC	6	3	0	3	8	-	-	-	-	-
2005-06	Togliatti	Russia	16	5	4	9	52	-	-	-	-	-
	Mytisch	Russia	26	3	7	10	24	-	-	-	-	-
	Russia	WC	7	3	3	6	8	-	-	-	-	-
2006-07	CAPITALS	NHL	77	38	35	73	90	-7	17	0	6	243
2007-08	CAPITALS	NHL	63	26	16	42	54	-18	10	0	2	185
	Russia	WC	9	6	7	13	8	-	-	-	-	-
2008-09	CAPITALS	NHL	62	34	45	79	77	25	8	0	8	223
NHL/CAPITALS TOTALS			254	108	108	216	257	-2	39	0	18	743

Playoffs

GP	G	A	Pts	PIM
2	2	0	2	0
10	*5	3	8	10
-	-	-	-	-
-	-	-	-	-
7	4	7	11	19
-	-	-	-	-
10	1	1	2	0
-	-	-	-	-
-	-	-	-	-
8	3	2	5	6
-	-	-	-	-
-	-	-	-	-
7	3	5	8	8
-	-	-	-	-
14	5	9	14	16
21	8	14	22	24

CAREER HIGHLIGHTS

First NHL Game: 10/14/03 (WSH 1 at MTL 5)
First NHL Goal: 10/31/03 (WSH 2 vs ATL 1, Nurminen)
First NHL Assist: 10/14/03 (WSH 1 at MTL 5)
Most Goals in a Game: 3 (2 times, last: 3/18/07, WSH 7 vs TB 1)
Most Assists in a Game: 3 (3 times, last: 3/14/09, WSH 5 vs CAR 4 SO)
Most Points in a Game: 5 (11/12/08, WSH 5 vs CAR 1, 2G-3A)
Most Shots in a Game: 10 (10/31/03, WSH 2 vs ATL 1)
Most PIM in a Game: 6 (2 times, last: 2/24/07, WSH 4 at NJ 2)
Most Ice Time in a Game: 26:59 (2/1/07, WSH 3 at FLA 6)

Hat Tricks: 2 (last: 3/18/07 WSH 7 vs TB 1, 3G)
Multiple-Point Games: 48 (last: 4/11/09, WSH 4 at FLA 7, 2G-1A)
Multiple-Goal Games: 14 (last: 4/11/09, WSH 4 at FLA 7, 2G)
Longest Goal Streak: 6 (2/26/09-3/8/09, 6G)
Longest Assist Streak: 5 (12/13/08-1/6/09, 5A)
Longest Point Streak: 9 (2/26/09-3/14/09, 7G-9A)
Penalty Shots: 0/1
Shootouts: 8/24

DID YOU KNOW?

Alexander Semin is one of 20 players league-wide to score more than 25 goals each of the last three seasons.

2008-09

Averaged more than a point per game (1.274), trailing only Alex Ovechkin and PIT's Evgeni Malkin and Sidney Crosby among players who played at least 20 games ... Finished second on the team in goals (34), third in points (a career-high 79) and third in assists (a career-high 45) ... Recorded at least a point in 50 of the 62 games he played ... Led the team and tied for 14th in the league at +25, the first season of his career with a positive rating ... Third on the team with 223 shots and had at least one shot in every game he played ... Tied for 10th in the NHL with 73

takeaways ... Had eight PPGs, seven of which came in the last 22 games of the year ... Had 19 points, including four GWGs, in the final 10 minutes of the game (8g-11a) ... Had a career-best eight GWGs ... Recorded the Capitals' first goal 12 times and the game's first goal eight times, both second-best on the team ... Had a team-high three shootout goals (seven attempts), including two that decided the game ... Tallied 18 multiple-point games, six multiple-goal games and seven multiple-assist games ... Shared the team lead in assists on GWGs (7) ... The Capitals were 19-6-3 when he scored a goal and 36-9-5 when he

ALEXANDER SEMIN

recorded a point ... Had six goals and 13 points in five games vs. CAR ... Led the NHL with 27 points (13g-14a) in the first 15 games of the season ... Named NHL's First Star of the Month in October (8g-8a) ... Scored twice in the final 2:43 to give the Caps a 3-2 win 11/6 vs. CAR ... Set a career high for points in a game (5, 2g-3a) 11/12 at CAR ... Established a career-best five-game assist streak from 12/13—1/6 (5a) ... Recorded the Caps' fastest goal to start a game of the season 2/5 vs. LA (0:15) ... Had a career-best nine-game point streak from 2/26—3/14 (7g-9a) ... That streak began with a career-best six-game goal streak (2/26—3/8, 6g) ... Scored his 100th career goal on 3/3 vs. CAR ... Recorded his 200th career point on 3/8 vs. PIT and added his 100th career assist 3/12 at PHI ... Set new career highs in goals (5), assists (9) and points (14) in 14 playoff games for the Capitals ... Finished third on the team in points ... Led the NHL with 14 takeaways through two rounds of the playoffs ... Shared the NHL lead in goals in the first round (5) ... Had two goals, including the GWG, and added an assist in Game 3 of the ECQF vs. NYR (4/20) ... Had a six-game point streak (4g-5a) from 4/20—5/2 ... Had two assists in Game 6 of the ECSF at PIT.

Career

2007-08: Finished second on the team in goals (26) and fifth in points (42) ... Missed 17 of the first 23 games because of an ankle injury ... Totaled 24 goals in his last 46 games and 38 points in his last 47 games ... Combined with Alex Ovechkin for the most goals by any teammates in the NHL (91) ... Team was 8-2-2 when Semin and Ovechkin scored a goal ... Shared the team lead with three shootout goals (six attempts) ... Second on the team with 10 goals against the Southeast Division and with 10 PPGs ... Had two GWGs (1/19 vs. FLA and 2/16 at TB) ... Had 13 goals at home and 13 on the road ... Scored 12 of his goals in the third period ... Scored a team-high three unassisted goals ... Recorded his 100th NHL point with an assist 12/8 vs. ATL ... Registered three points (2g-1a) on 1/15 vs. OTT ... Recorded a six-game point streak from 1/13—1/23 (6g-2a) ... Scored the game-deciding shootout goal 1/21 at PIT and 3/16 vs. BOS ... Recorded goals in five straight games (2/15—2/24; 5g) ... Tallied a goal in four of the final six games of the regular season ... Finished second on the team in playoff scoring with eight points (3g-5a) in seven games ... Second on the team in playoff shots (28) and tied for second on the team with a +2 rating ... Scored goals in Games 4, 5 and 6 of the ECQF vs. PHI and added an assist in each game for three consecutive multiple-point games ... Had a four-game point streak (3g-4a from 4/15—4/21) ... Scored the GWG in Game 5 (4/19) ... Helped lead Russia to the gold medal at the World Championship. **2006-07:** Recorded 73 points (38g-35a) in 77 games ... Ranked second on the team in goals, assists and points ... Led Caps with 17 PPGs and 38 points with the man advantage ... Tied for fourth in the NHL in PPGs and tied for 14th in power-play points ... His 38 goals ranked third in the NHL among players 23 years old and younger, trailing only Alex Ovechkin and Thomas Vanek (BUF) ... Finished second on team with eight multiple-goal games and 19 multiple-point games ... Averaged 18:24 of ice time, good for sixth on the team and third among forwards ... Registered 20 minutes or more of ice time 23 times, leading the team four times ... Ranked third on the roster with 90 PIM ... Tallied six GWGs (second on team) ... Notched 44 of 73 points at home (24g-20a), leading the team in goals at Verizon Center ... Ranked second on the team in home plus/minus rating (+7) ... Registered Capitals' first goal of the game 12 times and game's first goal five times ... Team finished 15-10-4 when he scored a goal, 20-19-8 when he had a point ... Led team with nine first-star of the game selections ... Scored 16.2% of the team's goals, ranking 11th in the league ... Scored at least one goal in first six of seven games (eight goals total) to open season (10/5—10/21), becoming the first Capital to score eight goals in the season's first seven games ... Notched first of two hat tricks of season in first home game vs. CAR (10/7) ... Had an eight-game point

streak (10/5—10/25, 8g-4a) ... Registered career-high three assists vs. OTT (11/6) ... Missed four games due to injury (11/18—11/25) ... Had a five-game point streak after returning from injury (11/28—12/8); totaled six points (4g-2a) in that span ... Peppered season-high eight shots on goal at NJ (12/29) ... Scored an NHL-leading 12 goals in January, the most by a Caps player in a month in 10 years (since Peter Bondra had 12 in January 1997) ... Scored eight goals in a five-game goal streak (1/4—1/13), with three multiple-goal games in that time ... Appeared in 100th NHL game at FLA (2/1) and skated a career-high 26:59 ... Had the lone shootout goal in Washington's only shootout win of the season, vs. NYI (2/4) ... Tallied team-high 15 points in March (6g-9a) ... Recorded back-to-back three-point games, 3/16 vs. TOR (1g-2a) and 3/18 vs. TB (3g) ... Notched a natural hat trick in the second period 3/18 vs. TB. **2005-06:** Split the season between Togliatti and Mytischki in the Russian Super League ... Played 16 games for Togliatti, recording nine points (5g-4a) ... Posted 10 points (3g-7a) in 26 games with Mytischki ... Led Mytischki in playoff goals (3) and shared the team lead in playoff points (5) in eight games ... Represented Russia in the 2006 World Championship. **2004-05:** Played 50 games for Togliatti in the Russian Super League ... Led the team in goals (19) and ranked second in points (30) ... Played 10 playoff games, posting a goal and an assist. **2003-04:** His rookie NHL season, appeared in 52 games for the Capitals, recording 22 points (10g-12a) ... Skated in four games with Portland (AHL), recording four points (3g-1a) ... Finished fourth on the Capitals in points and PPGs (4) ... Led team rookies in goals, assists and points ... Made his NHL debut at MTL (10/14), recording an assist ... Tallied his first NHL goal, the GWG, on the power play vs. ATL (10/31) ... Recorded his first multiple-point game 11/4 at TB (2a) ... Scored the GWG and added an assist 1/9 vs. CAR ... Registered a five-game point streak from 3/12—3/20 (3g-4a) ... Joined Portland following the completion of the NHL season, appearing in four regular-season games ... In seven playoff games for the Pirates, led the team with four goals, seven assists and 11 points ... Scored three goals, tying a Portland playoff record, and added an assist vs. Hartford (4/23) ... Represented Russia in the World Junior Championship. **2002-03:** Played in 47 games with Togliatti, tallying 10 goals and seven assists ... Ranked fifth on the team in points (17) ... In 10 playoff games, led the team with five goals and added three assists. **2001-02:** Split the season between Chelyabinsk-18 of the Russian junior league and Chelyabinsk of the Russia-2 league ... Posted 21 points (13g-8a) with Chelyabinsk.

International

Has represented Russia in five international competitions ... Participated in Russia's Olympic camp in August. **2008:** Helped lead Russia to the gold medal at the World Championship ... Led Russia and finished tied for third in the tournament with 13 points (6g-7a) in nine games ... Goal total ranked tied for second in the tournament ... Assist total was tied for seventh in the tournament ... Tied for second on the team and fourth in the tournament at +11. **2006:** Recorded six points (3g-3a) in seven games at the World Championship ... Notched a hat trick vs. Kazakhstan (5/6). **2005:** Recorded three goals in six games at the World Championship. **2004:** Posted four points (2g-2a) in six games at the World Junior Championship in Finland. **2003:** Made his World Championship debut, skating in six games.

Transactions

Selected by Washington in the first round, 13th overall, in the 2002 Entry Draft.



TYLER SLOAN

89

Defense • Height: 6'4" • Weight: 204 • Shoots: Left
 Born: March 15, 1981 (Calgary, Alberta)
 Acquired: Signed as a free agent, July 2, 2008

vs. the NHL

	GP	G	A	Pts	PIM
ANA	1	0	0	0	0
ATL	1	0	1	1	0
BOS	1	0	0	0	0
BUF	2	0	0	0	0
CGY	1	0	0	0	2
CAR	1	0	0	0	0
CBJ	2	0	0	0	2
DAL	1	1	0	1	0
FLA	1	0	0	0	0
LA	1	0	0	0	0
MIN	1	0	0	0	0
MTL	3	0	1	1	6
NSH	1	0	0	0	0
NJ	2	0	1	1	0
NYI	1	0	0	0	0
NYR	2	0	0	0	2
OTT	1	0	0	0	0
PHX	1	0	0	0	0
SJ	1	0	1	1	2
TB	1	0	0	0	0

CAREER STATISTICS

Regular Season

Year	Team	League	GP	G	A	Pts	PIM	+/–	PP	SH	GW	S
1997-98	Calgary	AMHL	36	2	11	13	24	-	-	-	-	-
1999-00	Calgary	AJHL	45	5	26	31	80	-	-	-	-	-
2000-01	Kamloops	WHL	70	5	28	33	146	-	-	-	-	-
2001-02	Kamloops	WHL	70	3	29	32	89	-	-	-	-	-
	Syracuse	AHL	2	0	0	0	5	-	-	-	-	-
2002-03	Syracuse	AHL	39	2	1	3	46	-	-	-	-	-
	Dayton	ECHL	14	1	2	3	22	-	-	-	-	-
2003-04	Syracuse	AHL	69	2	4	6	50	-	-	-	-	-
2004-05	Dayton	ECHL	43	6	11	17	84	-	-	-	-	-
	Syracuse	AHL	14	0	2	2	18	-	-	-	-	-
2005-06	Las Vegas	ECHL	48	4	16	20	71	-	-	-	-	-
	Manitoba	AHL	4	0	0	0	0	-	-	-	-	-
	Hershey	AHL	-	-	-	-	-	-	-	-	-	-
2006-07	Hershey	AHL	68	2	9	11	104	-	-	-	-	-
2007-08	Hershey	AHL	56	1	7	8	90	-	-	-	-	-
2008-09	CAPITALS	NHL	26	1	4	5	14	4	0	0	0	8
	Hershey	AHL	46	2	10	12	61	-	-	-	-	-
NHL/CAPITALS TOTALS			26	1	4	5	14	4	0	0	0	8

Playoffs

GP	G	A	Pts	PIM
10	0	4	4	2
-	-	-	-	-
4	0	0	0	4
4	0	0	0	15
-	-	-	-	-
-	-	-	-	-
-	-	-	-	-
7	0	0	0	8
-	-	-	-	-
-	-	-	-	-
13	0	4	4	27
-	-	-	-	-
2	0	1	1	2
17	0	7	7	30
5	0	0	0	8
2	0	1	1	0
16	0	5	5	14
2	0	1	1	0

CAREER HIGHLIGHTS

First NHL Game: 10/21/08 (WSH 1 at CGY 2)
First NHL Goal: 10/25/08 (WSH 6 at DAL 5 OT, Turco)
First NHL Assist: 11/15/08 (WSH 5 at NJ 6 SO)
Most Goals in a Game: 1 (10/21/08, WSH 1 at CGY 2)
Most Assists in a Game: 1 (4 times, last: 1/10/09, WSH 4 at MTL 5)
Most Points in a Game: 1 (5 times, last: 1/10/09, WSH 4 at MTL 5, 1A)
Most Shots in a Game: 1 (8 times, last: 12/12/08, WSH 5 at OTT 1)
Most PIM in a Game: 2 (7 times, last: 1/10/09, WSH 4 at MTL 5)
Most Ice Time in a Game: 21:37 (11/15/08, WSH 5 at NJ 6 SO)
Penalty Shots: None
Shootouts: None

DID YOU KNOW?

Tyler Sloan made his NHL debut in his hometown of Calgary last season.

TYLER SLOAN

2008-09

Split the season between the Capitals and Hershey (AHL) ... Recalled by the Caps five times during the regular season and once during the playoffs ... Recorded five points (1g-4a), 14 PIM and a +4 rating in 26 games with Washington ... Logged 18 or more minutes in 11 out of the 26 games for the Capitals ... Had three of his five points in the first period (3a) and four out of his five points on the road (1g-3a) ... Made NHL debut 10/21 at CGY, his hometown ... Scored his first NHL goal and point 10/25 at DAL ... Recorded his first NHL assist 11/15 at NJ ... Played in Games 2 and 3 against PIT in the ECSF and had one assist ... Had 12 points (2g-10a) in 46 games for Hershey ... Recorded an assist in three straight games from 10/10-10/17 ... Scored the GWG against Philadelphia (2/6) ... Played in 16 Calder Cup playoff games and had five assists, as Hershey won the Calder Cup ... Registered a +15 rating in the AHL playoffs and did not have a minus game.

Career

2007-08: Skated in 56 games in his second season with Hershey, recording eight points (1g-7a) and 90 PIM ... Finished at +5 ... Had the GWG and an assist 11/9 at Norfolk ... Posted two assists and was +4 vs. Bridgeport (11/17) ... Missed 12 straight games (12/29—1/23) due to injury ... Missed another eight games due to injury in February ... Skated in practice with the Capitals prior to the Stanley Cup playoffs but did not appear in a game. **2006-07:** Recorded 11 points (2g-9a) in 68 games in his first full season in Hershey ... Scored the first goal of the season for the Bears, sparking a 7-4 win 10/4 at Wilkes-Barre/Scranton ... Scored his second goal in five games 10/29 at Philadelphia ... Had four assists in a six-game span from 3/18—3/31 ... Recorded seven assists in 17 Calder Cup playoff games ... Finished second among Bears defensemen in playoff scoring, trailing only Mike

Green ... Was tied for sixth on the team in playoff assists ... Named the No. 2 star on 5/2 vs. Wilkes-Barre/Scranton ... Recorded two assists in Game 1 of the ECF (5/19) and added two more the next night in Game 2. **2005-06:** Spent most of the season with Las Vegas (ECHL) ... Recorded four assists in 13 playoff games for Las Vegas ... Made his Hershey debut in the playoffs against Portland ... Played two games for the Bears and had one assist. **2004-05:** Split the season between Syracuse (AHL) and Dayton (ECHL) ... Led all Dayton defensemen in goals (6) and points (20). **2003-04:** Played in Syracuse and recorded six points (2g-4a) in 69 games. **2002-03:** Split his first pro season between Syracuse and Dayton.

Junior Career

2001-02: Posted 32 points (3g-29a) in 70 games for Kamloops (WHL) ... Ranked second among Blazers defensemen in scoring, trailing only Shaone Morrisonn ... Made his pro debut with Syracuse (AHL) at the conclusion of his junior season. **2000-01:** Recorded 33 points (5g-28a) in 70 games as a WHL rookie with Kamloops ... Trailing only Morrisonn among club defensemen in scoring ... Ranked sixth on the team with 146 PIM.

NHL Transactions

Signed by Columbus as a free agent, Sept. 24, 2000 ... Signed by Washington as a free agent, July 2, 2008.

Personal

Supports the Tara Sloan Memorial Fund and Garth Brooks Teammates for Kids ... Hobbies include music, golf and tennis ... Favorite athlete is Lance Armstrong Top hockey memories are playing his first NHL game and winning the 2009 Calder Cup.



DAVID STECKEL

39

Center • Ht.: 6'5" • Wt.: 217 • Shoots: Left

Born: March 15, 1982 (West Bend, Wis.)

Drafted: Los Angeles' first-round choice, 30th overall, in the 2001 Entry Draft

Acquired: Signed as a free agent, Aug. 25, 2005

vs. the NHL

	GP	G	A	Pts	PIM
ANA	1	1	1	2	4
ATL	15	1	1	2	7
BOS	5	0	1	1	0
BUF	9	0	1	1	0
CAR	11	0	1	1	2
CGY	1	0	0	0	2
CHI	1	0	1	1	4
CBJ	3	0	0	0	0
COL	2	1	0	1	2
DET	2	0	0	0	0
EDM	2	0	0	0	0
FLA	13	0	2	2	2
LA	2	0	0	0	6
MIN	2	0	0	0	5
MTL	8	2	0	2	0
NJ	8	0	0	0	4
NYI	7	0	1	1	2
NYR	9	0	1	1	2
NSH	2	1	0	1	0
OTT	6	1	0	1	6
PHI	10	0	0	0	4
PHX	2	0	0	0	2
PIT	7	0	1	1	2
SJ	1	0	0	0	2
STL	2	0	1	1	0
TB	13	6	5	11	4
TOR	9	0	1	1	8
VAN	2	0	0	0	0

CAREER STATISTICS

Regular Season

Year	Team	League	GP	G	A	Pts	PIM	+/-	PP	SH	GW	S	GP	G	A	Pts	PIM
1998-99	U.S. Under-17	NAHL	51	3	14	17	18	-	-	-	-	-	-	-	-	-	-
	U.S. Under-18	USHL	2	0	0	0	2	-	-	-	-	-	-	-	-	-	-
1999-00	U.S. Under-18	USHL	52	13	13	26	94	-	-	-	-	-	-	-	-	-	-
2000-01	Ohio State	CCHA	33	17	18	35	80	-	-	-	-	-	-	-	-	-	-
2001-02	Ohio State	CCHA	36	6	16	22	75	-	-	-	-	-	-	-	-	-	-
2002-03	Ohio State	CCHA	36	10	8	18	50	-	-	-	-	-	-	-	-	-	-
2003-04	Ohio State	CCHA	41	17	13	30	44	-	-	-	-	-	-	-	-	-	-
2004-05	Manchester	AHL	63	10	7	17	26	-	-	-	-	-	6	1	1	2	4
	Reading	ECHL	9	3	6	9	2	-	-	-	-	-	-	-	-	-	-
2005-06	CAPITALS	NHL	7	0	0	0	0	1	0	0	0	6	-	-	-	-	-
	Hershey	AHL	74	14	20	34	58	-	-	-	-	-	21	10	5	15	20
2006-07	CAPITALS	NHL	5	0	0	0	2	-2	0	0	0	4	-	-	-	-	-
	Hershey	AHL	71	30	31	61	46	-	-	-	-	-	19	6	9	15	16
2007-08	CAPITALS	NHL	67	5	7	12	34	1	0	0	1	66	7	1	1	2	4
2008-09	CAPITALS	NHL	76	8	11	19	34	2	0	2	1	103	14	3	2	5	4
NHL/CAPITALS TOTALS			155	13	18	31	68	2	0	2	2	179	21	4	3	7	8

CCHA All-Rookie Team (2001)

CAREER HIGHLIGHTS

First NHL Game: 12/31/05 (WSH 4 vs PHI 3)

First NHL Goal: 10/24/07 (WSH 5 vs TB 3, Denis)

First NHL Assist: 11/24/07 (WSH 5 vs CAR 2)

Most Goals in a Game: 1 (13 times, last: 4/9/09, WSH 4 at TB 2)

Most Assists in a Game: 2 (12/26/07, WSH 3 vs TB 2)

Most Points in a Game: 3 (12/26/07, WSH 3 vs TB 2, 1G-2A)

Most Shots in a Game: 5 (2 times, last: 3/3/09, WSH 2 vs CAR 5)

Most PIM in a Game: 5 (2 times, last: 2/26/08, WSH 4 vs MIN 1)

Most Ice Time in a Game: 22:26 (11/6/07, WSH 1 at ATL 2)

Multiple-Point Games: 2 (11/19/08, WSH 6 at ANA 4, 1G-1A)

Longest Goal Streak: 1 (13 times, last: 4/9/09, 1G)

Longest Assist Streak: 2 (12/16/08-12/18/08, 2A)

Longest Point Streak: 3 (12/30/08-1/3/09, 1G-2A)

Penalty Shots: None

Shootouts: 0/1

DID YOU KNOW?

David Steckel has scored six of his 13 career goals against Tampa Bay.

DAVID STECKEL

2008-09

Posted career highs in points (19), goals (8), assists (11), shots (103) and games played (76) in his second full NHL season ... Led the team and ranked fifth in the NHL with a 57.9 winning faceoff percentage ... Recorded three shorthanded points (2g-1a) ... Led the team and was third among NHL forwards with 3:48 of shorthanded ice time per game ... Capitals were 6-2-0 when he scored a goal and 15-2-1 when he recorded a point ... Tied for fourth on the team with five game-winning assists ... Recorded a goal and an assist 11/19 at ANA ... Played his 100th career game 11/29 at CBJ ... Had a career-best three-game point streak from 12/30—1/3 (1g-2a) ... Won nine out of his 10 faceoffs vs. COL on 1/20 ... Recorded three goals and five points in 14 Stanley Cup playoff games, with all three goals coming in the ECSEF vs. PIT ... Led the team and ranked fourth in the league through two playoff rounds at 58.4% on faceoffs (finished fourth in the playoffs) ... Had two assists in Game 6 of the ECQF at NYR (4/26) ... Scored goals in each of the first two games of the ECSEF vs. PIT (5/2, 5/4) ... Scored the OT winner and won 73% of his faceoffs in Game 6 at PIT in the ECSEF.

Career

2007-08: Registered 12 points (5g-7a) in 67 games in his first full NHL season ... Averaged 13:33 ice time, posting more than 15 minutes 17 times ... Led the team and ranked seventh in the league with a 56.3% faceoff percentage ... Capitals were 5-0-0 when he registered a goal and 8-2-0 when he had a point ... Recorded even or better plus-minus rating in 51 of 67 games ... Won 18 faceoffs at BUF (10/13), the most for a Caps center all year ... Posted first career NHL goal vs. TB (10/24) ... Skated career-high 22:26 at ATL (11/6) ... Recorded first career NHL assist vs. CAR (11/24) ... Scored eight seconds into the second period 12/15 at TB, the fastest Caps goal to start a period of the year ... Notched a goal and two assists 12/26 vs. TB ... Scored the GWG vs. COL (1/9) ... Posted points in back-to-back games (2/15 at FLA, 2/16 at TB) ... Scored four of his five goals against TB (10/24, 12/15, 12/26, 2/16), beating three different Lightning goaltenders (Marc Denis, Karri Ramo, Johan Holmqvist) ... The first NHL player to score his first three goals against one team but three different goaltenders since EDM's Raimo Summanen vs. LA (3/31/84—10/20/85 vs. Markus Mattsson, Bob Janecyk and Darren Eliot) ... Had a goal and an assist in seven playoff games ... Scored his first career NHL playoff goal in Game 1 of the ECQF vs. PHI (4/11). **2006-07:** Saw action in five games during three NHL stints ... Won 62.0% of his faceoffs ... Was a +1, had three shots on goal and skated a season-high 19:22 at ATL (4/4) ... Played 71 games with Hershey (AHL) and was second on the team in goals (30) and plus/minus rating (+28) ... Ranked tied for 17th in the AHL in goals and third in the league in plus/minus rating ... His five shorthanded goals tied for the AHL lead ... Finished third

on the Bears in assists (31) and points (61) ... Closed the AHL regular season with a 12-game point streak ... Posted 15 points (6g-9a) in 19 playoff games ... Finished tied for 10th in the AHL in playoff scoring and tied for fourth in plus/minus rating (+10) ... Led the AHL with three SHGs ... Ranked fifth on Hershey in playoff scoring, sixth in goals and first in plus/minus rating. **2005-06:** Played seven games for Washington in four NHL stints ... Finished with a +1 rating and was not on the ice for an even-strength goal against ... Made his NHL debut vs. PHI (12/31) ... Skated a season-high 10:48 vs. TOR (2/3) ... Shared the team lead with 74 games played in Hershey ... Finished 13th on the Bears in scoring with 34 points (14g-20a) ... Point total doubled his output from his rookie AHL season ... Four of his goals were SHGs ... Two goals came on the power play and two were game-winners ... Played in all 21 playoff games in Hershey's run to the Calder Cup ... Finished third on the team and seventh in the AHL in playoff goals with 10 ... Ranked tied for fifth on the team and tied for 16th in the league with 15 playoff points ... Scored goals in four straight playoff games from 4/21—5/4 ... Had a two-goal game vs. Portland (5/20). **2004-05:** Spent most of his first professional season playing for Manchester (AHL) ... Head coach in Manchester was Bruce Boudreau ... Posted 17 points (10g-7a) in 63 games ... Was named the Monarchs Booster Club's Player of the Month for March ... Added a goal and an assist in six playoff games ... Played nine games with Reading (ECHL) ... Recorded three goals and six assists.

College Career

Played four years at Ohio State (CCHA), surpassing the century mark in points (105). **2003-04:** Matched his career high in goals (17) and added 13 assists ... Helped lead the team to the NCAA Tournament. **2002-03:** Helped lead the team to the NCAA Tournament with 18 points (10g-8a) in 36 games. **2000-01:** Made an impressive debut as a freshman, recording 35 points (17g-18a) in 33 games ... Earned CCHA All-Rookie Team honors. **1998-00:** Played two seasons with USA Hockey's National Team Development Program.

Transactions

Los Angeles' first-round choice, 30th overall, in the 2001 Entry Draft ... Signed as a free agent by Washington, Aug. 25, 2005.

Personal

Supports the American Cancer Society ... Spends time golfing, reading and landscaping in the offseason ... Favorite sport other than hockey is golf; favorite athlete is Tiger Woods ... Top hockey memory is winning the 2006 Calder Cup.



JOSE THEODORE

60

JOE-zay THEE-uh-dohr

Goaltender • Ht.: 5'11" • Wt.: 185 • Catches: Right

Born: September 13, 1976 (Laval, Quebec)

Drafted: Montreal's second-round choice, 44th overall, in the 1994 Entry Draft

Acquired: Signed as a free agent, July 1, 2008

vs. the NHL

	GP	Min	SO	W	L	OT	GAA	Sv%
ANA	11	633	1	6	4	0	2.84	.913
ATL	20	1103	0	13	5	0	2.67	.905
BOS	26	1505	2	10	12	3	2.55	.917
BUF	24	1307	1	9	12	1	2.85	.897
CGY	20	1121	1	9	8	2	2.14	.922
CAR	29	1624	4	13	11	3	2.66	.908
CHI	12	698	0	5	6	1	2.58	.899
CBJ	7	420	0	4	3	0	2.00	.924
DAL	15	816	0	3	9	3	3.38	.889
DET	7	418	1	2	5	0	2.44	.928
EDM	17	936	0	5	10	0	3.72	.869
FLA	28	1553	3	12	11	3	2.59	.913
LA	12	664	0	5	5	0	3.25	.889
MIN	9	515	1	3	4	2	2.33	.914
MTL	3	185	1	2	1	0	3.57	.887
NYI	24	1394	5	14	9	1	1.89	.936
NYR	22	1286	0	11	8	3	2.47	.914
NSH	9	404	0	4	3	0	2.53	.914
NJ	20	1122	1	6	13	1	2.67	.911
OTT	24	1408	0	7	13	3	3.20	.899
PHI	20	1118	0	11	8	0	2.79	.909
PHX	10	576	0	5	1	3	2.60	.909
PIT	22	1332	3	15	4	3	2.30	.914
SJ	12	727	0	6	6	0	2.56	.919
STL	6	320	0	1	5	0	4.50	.829
TB	16	965	1	9	5	2	2.11	.932
TOR	26	1479	1	6	11	6	2.76	.902
VAN	24	1353	0	11	9	3	2.71	.907

CAREER STATISTICS

Regular Season

Year	Team	League	GP	W	L	T	MIN	GA	SO	GAA	SA	SPCT
1992-93	St-Jean	QMJHL	34	12	16	2	1776	112	0	3.78	-	-
1993-94	St-Jean	QMJHL	57	20	29	6	3225	194	0	3.61	-	-
1994-95	Hull	QMJHL	58	32	22	2	3348	193	5	3.46	-	-
	Fredericton	AHL	-	-	-	-	-	-	-	-	-	-
1995-96	Hull	QMJHL	48	33	11	2	2807	158	0	3.38	-	.889
	Montreal	NHL	1	0	0	0	8	1	0	6.69	2	.500
	Canada	WJC	4	4	0	0	240	6	0	1.50	-	-
1996-97	Fredericton	AHL	26	12	12	0	1469	87	0	3.55	-	.898
	Montreal	NHL	16	5	6	2	821	53	0	3.87	508	.896
1997-98	Fredericton	AHL	53	20	23	8	3053	145	2	2.85	854	.898
	Montreal	NHL	-	-	-	-	-	-	-	-	-	-
1998-99	Montreal	NHL	18	4	12	0	913	50	1	3.29	406	.877
	Fredericton	AHL	27	12	13	2	1609	77	2	2.87	929	-
1999-00	Montreal	NHL	30	12	13	2	1655	58	5	2.10	717	.919
	Canada	WC	8	5	3	0	478	13	2	1.63	-	-
2000-01	Quebec	AHL	3	3	0	0	180	9	0	3.00	79	.886
	Montreal	NHL	59	20	29	5	3298	141	2	2.57	1546	.909
2001-02	Montreal	NHL	67	30	24	10	3864	136	7	2.11	1972	.931
2002-03	Montreal	NHL	57	20	31	6	3419	165	2	2.90	1797	.908
2003-04	Montreal	NHL	67	33	28	5	3961	150	6	2.27	1860	.925
	Canada	W-Cup	-	-	-	-	-	-	-	-	-	-
2004-05	Djurgardens IF	Sweden	17	-	-	-	1024	42	0	2.46	-	-
2005-06	Montreal	NHL	38	17	15	5	2114	122	0	3.46	1025	.881
	Colorado	NHL	5	1	3	1	296	15	0	3.04	133	.887
2006-07	Colorado	NHL	33	13	15	1	1748	95	0	3.26	870	.891
2007-08	Colorado	NHL	53	28	21	3	3028	123	3	2.44	1376	.910
	Lake Erie	AHL	1	0	1	0	60	3	0	3.00	24	.875
2008-09	CAPITALS	NHL	57	32	17	5	3287	157	2	2.87	1572	.900
CAPITALS TOTALS			57	32	17	5	3287	157	2	2.87	1572	.900
NHL CAREER			501	215	214	45	28,412	1,266	28	2.67	13,775	.908

Playoffs

GP	W	L	Min	GAA
3	0	2	175	3.77
5	1	4	296	3.65
21	15	6	1263	2.80
1	0	1	60	3.00
5	2	3	299	4.01
-	-	-	-	-
-	-	-	-	-
-	-	-	-	-
2	1	1	168	2.50
4	1	3	237	3.28
3	0	1	120	0.50
-	-	-	-	-
13	8	5	694	3.03
-	-	-	-	-
-	-	-	-	-
12	6	6	686	3.06
-	-	-	-	-
11	4	7	678	2.39
-	-	-	-	-
12	-	-	728	2.23
-	-	-	-	-
9	4	5	573	3.04
-	-	-	-	-
10	4	6	513	3.15
-	-	-	-	-
2	0	1	97	3.71
2	0	1	97	3.71
49	19	27	2,836	2.79

QMJHL Second All-Star Team (1995, 1996) • NHL Second All-Star Team (2002) • MBNA Roger Crozier Saving Grace Award (2002) • Vezina Trophy (2002) • Hart Trophy (2002) • NHL All-Star Game (2002, 2004)

CAREER HIGHLIGHTS

First NHL Game: 2/21/96 (MTL 3 at HFD 5)
 First NHL Win: 11/6/96 (MTL 6 at ANA 5)
 First NHL Shutout: 4/7/99 (MTL 2 vs CAR 0)
 Most Shots Faced in a Game: 50 (11/3/96, MTL 4 at PHX 4)
 Most Saves in a Game: 47 (2/10/97, MTL 4 vs SJ 2)
 Longest Win Streak: 7 (3/28/02-4/9/02)
 Longest Streak without a Regulation Loss: 7 (3/28/02-4/9/02, 7-0-0)
 Longest Losing Streak: 8 (11/11/98-2/11/99)
 Longest Winless Streak: 8 (11/11/98-2/11/99, 0-8-0)

Longest Shutout Sequence: 154:58 (2/26/04-3/1/04)
 Penalty Shots: 7 attempts, 2 GA
 Shootouts: 13-6 record, 13 goals on 62 shots

DID YOU KNOW?

Jose Theodore became the third Capitals goaltender to win 30 games in a season in 2008-09, joining Olie Kolzig and Jim Carey, and fell just one win shy of his career high.

JOSE THEODORE

A 14th-year professional and former Hart and Vezina Trophy winner whose career record is 215-214-30-15 ... Before last season the last time his career record was above .500 was Feb. 17, 1997 when he was 5-4-2 ... Ranks sixth among active goalies in games played (501) and eighth in wins.

2008-09

Played in 57 games for Washington with a 32-17-5 record... Ranked 12th in the NHL in wins (32), his third 30-win season and just one shy of his career high ... Became just the third Capitals goaltender to win 30 games in a season (Jim Carey, Olie Kolzig) ... Posted a 2.87 GAA and a .900 save percentage ... His 1,415 saves ranked tied for 17th in the NHL and only four goaltenders who played less games made more saves ... Tied for third among NHL goaltenders with three assists ... Was 4-4 in shootouts ... Allowed two or less goals on 24 occasions... Earned his first win as a Cap on 10/11 vs. CHI ... Turned away all 13 shots he faced in 40 minutes of relief duty in a 5-1 win at CAR (11/12) ... Stopped 28 shots in a 3-0 shutout of his former team on 11/28 vs. MTL ... Won a season-high six straight games from 12/23—1/6, recording a .932 save percentage during that time; the six straight wins represented the second-longest such streak of his career ... Stopped 33 PHI shots and all three shootout attempts in a 2-1 Caps win on 1/6 ... Became the 11th active goaltender with 200 career wins on 1/19 at NYI ... Turned aside 34 shots in a 4-3 OT win at BOS (2/28) ... Made a season-high 35 saves in a 2-1 win at PHI (3/12) and at FLA (4/11) ... Posted his 28th career shutout at FLA (3/17) making 19 saves; did not see a shot in the third period ... Played in his 500th NHL game, the eighth active goaltender to do so, vs. TB (4/9) ... Played in two playoff games for the Capitals, stopping 27 out of 33 shots he faced.

Career

2007-08: Posted his most wins (28) and appearances (57) since 2003-04 ... Ranked tied for 16th in the NHL in wins, tied for 15th in GAA (2.44) and tied for 20th in save percentage (.910) ... Recorded three shutouts ... Went 12-4-1 with a 2.27 GAA in his last 18 starts ... Was 21-13-2 in his last 37 starts with a 2.24 GAA and a .919 save percentage ... Allowed two goals or fewer in 23 of those 37 appearances ... Posted the NHL's fifth-lowest GAA since 1/1 (2.24) ... Started 20 of the final 21 games ... Went 6-1 in shootouts ... Was 4-1-0 against the Southeast Division (2.17 GAA, .925), with the lone loss coming to the Capitals ... Made a rehab start on 10/6 for Lake Erie (AHL) after recovering from knee surgery ... Made a season-high 39 saves in a 3-2 overtime win 10/26 at CGY ... Played in his 400th NHL game on 11/20 at CGY ... Started a season-high 11 straight games from 1/5—1/30, posting a 6-4-1 record, one shutout, a 1.94 GAA and a .930 save percentage ... Made 32 saves in a 3-0 win at TB (1/15), his first shutout since 2/28/04 vs. CAR ... Stopped 10 of 12 shootout attempts in a 3-2 win 2/22 at PHX, the longest shootout in COL history ... Posted his 25th career shutout with a 1-0 win vs. ANA (3/6) ... Won six straight starts from 2/26—3/8, one shy of his career-best seven game streak in 2001-02 ... Started all 10 COL playoff games ... Ranked fourth in the NHL in GAA (1.88) and save percentage (.940) in the first round ... Made 38 and 34 saves, respectively, as COL won Games 5 and 6 to close out the first-round series against MIN, allowing three goals combined in those two games. **2006-07:** Played 33 games (29 starts) in his first full season in COL ... Went 2-0 in shootouts, stopping all six attempts he faced ... Stopped 41 shots in a 5-3 win at CBJ on 11/1, the most saves by a

COL goaltender since 12/21/02 (Patrick Roy, 45) ... Won his last start, 4/8 vs. CGY. **2005-06:** Appeared in a combined 43 games with MTL and COL ... Won his first three starts of the year ... Had three winning streaks of at least three games ... Made 34 saves and was the winning goaltender for MTL in the Heritage Classic, the first outdoor game in NHL history, 11/22 at EDM ... Acquired by COL via trade on 3/8 but missed his first 13 games with a foot injury ... Won his first start with COL, making 21 saves 4/11 vs. PHX ... Started all nine playoff games for COL, posting a 4-5 record ... Won each of his first three starts (4/22—4/26), matching his longest playoff winning streak ... Made 50 saves in a 3-2 overtime win at DAL in Game 5 to close out the WCQF (4/30). **2004-05:** Played 17 games for Djurgardens IF in Sweden. **2003-04:** Won MTL's Molson Cup for the fourth year in a row ... Posted a career-best 33 wins and matched his career high with 67 GP ... Played in the NHL All-Star Game ... NHL Defensive Player of the Week for the week ending 2/29 (4-0-0, 1.21 GAA, 1 SO, .953 save percentage) ... Played all 11 playoff games for MTL, with a .919 save percentage ... Led MTL back from a 3-1 deficit in the ECQF vs. BOS ... Made 32 saves for his first career playoff shutout in Game 7 of the ECQF at BOS (4/19) ... Named to Team Canada for the 2004 World Cup of Hockey, but did not appear in a game. **2002-03:** Posted his third straight 20-win season ... MTL's Molson Cup winner for the third consecutive year, the first player to do that since Guy Lafleur won six straight from 1975-80 ... Won four games in a row from 12/14—12/21, with a .950 save percentage in that time. **2001-02:** Won the Hart Trophy as the NHL's most valuable player ... Won the Vezina Trophy as the league's top goaltender ... Became just the sixth goaltender in NHL history to win the Hart Trophy and the first since Dominik Hasek won back-to-back in 1997 and '98 ... Led all goaltenders with a .931 save percentage to capture the Roger Crozier Saving Grace Award ... Named to the NHL Second All-Star Team ... Played in the NHL All-Star Game ... Tied for second in the NHL in shutouts (7) and fourth in GAA (2.11) ... Won 30 games for the first time in his career ... Recorded career bests in save percentage and shutouts ... Became the first MTL goaltender to post assists in back-to-back games (1/19 and 1/21) ... Enjoyed a career-high seven-game winning streak from 3/28—4/9 ... Started all 12 MTL playoff games, posting a 6-6 record and a .915 save percentage. **2000-01:** Recorded his first career 20-win season ... Became the sixth goaltender in NHL history to score a goal in a regular season game 1/2 at NYI ... Also posted a shutout in that game. **1999-00:** Ranked second in the NHL in save percentage (.919) in his first full NHL season ... Was edged for the Roger Crozier Saving Grace Award by Ed Belfour (.919159 to Theodore's .919107) ... Tied for third in the league in GAA (2.10), a career best, and fourth in shutouts (5). **1998-99:** Split the season between MTL and Fredericton (AHL) ... Recorded his first NHL shutout 4/7 vs. CAR. **1997-98:** Spent the entire regular season with Fredericton, with a 20-23-8 record in 53 games ... Appeared in three playoff games for MTL, allowing just one goal in 120 minutes. **1996-97:** Played 16 games in two stints with MTL ... Made his first NHL start 11/2 at SJ (4-3 loss) ... Earned his first NHL win in his third career start, 11/6 at ANA ... Made a career-high 47 saves in a 4-2 win 2/10 vs. SJ ... Went 12-12-0 in 26 games for Fredericton ... Made his Stanley Cup playoff debut with two starts in the ECQF vs. NJ ... Stopped 56 shots in a 4-3 triple-overtime win in Game 4 of the ECQF vs. NJ (4/24). **1995-96:** Made his NHL debut 2/21 at HFD, playing the final eight minutes and stopping one of two shots he faced.

JOSE THEODORE

Junior Career

Spent four years in the QMJHL, two with St-Jean and two with Hull. **1995-96:** Named to the QMJHL Second All-Star Team ... Finished second in the league with 33 wins for Hull. **1994-95:** Backstopped Hull to the QMJHL championship ... Named to the QMJHL Second All-Star Team ... Led the league in games (58), wins (32) and minutes (3,348) as well as playoff games (21), wins (15) and minutes (1,263). **1993-94:** Posted 20 wins for St-Jean while finishing second in the QMJHL in games (57) and minutes (3,225). **1992-93:** Posted a 12-16-2 record in his QMJHL rookie season.

International Career


Has represented Canada at three major international competitions. **2004:** Named to Team Canada for the World Cup but did not play. **2000:** Went 5-3-0 at the World Championship ... Led the tournament in GAA (1.63), save percentage (.932) and shutouts (2) ... Was named to the Second All-Star Team. **1996:** Won the gold medal at the World Junior Championship and was named the tournament's best goaltender.

NHL Transactions

Selected by Montreal in the second round, 44th overall, in the 1994 Entry Draft ... Traded to Colorado by Montreal for David Aebischer, March 8, 2006 ... Signed as a free agent by Washington, July 1, 2008.

Personal

Spends his summers in Montreal ... Enjoys playing the guitar and golfing ... Favorite athlete is Muhammed Ali ... Favorite things about Washington, D.C., are Capitals fans and the terrific restaurants.



SEMYON VARLAMOV

40

SEHM-yahn var-LA-mohv

Goaltender • Ht.: 6'2" • Wt.: 209 • Catches: Left

Born: April 27, 1988 (Kuybyshev, USSR; now Samara, Russia)

Drafted: Capitals' first-round choice, 23rd overall, in the 2006 Entry Draft

vs. the NHL

	GP	Min	SO	W	L	OT	GAA	Sv%
ATL	2	87	0	1	0	0	2.07	.919
BUF	1	62	0	0	0	1	4.84	.833
MTL	1	60	0	1	0	0	1.00	.970
STL	1	60	0	1	0	0	2.00	.935
TB	1	60	0	1	0	0	2.00	.929

CAREER STATISTICS

Regular Season

Year	Team	League	GP	W	L	T	MIN	GA	SO	GAA	SA	SPCT
2004-05	Yaroslavl2	Russia3	8	-	-	-	480	15	1	1.90	-	-
2005-06	Yaroslavl2	Russia3	33	-	-	-	1782	60	8	2.02	-	-
	Russia	WJC	1	1	0	0	60	1	0	1.00	-	-
2006-07	Yaroslavl	Russia	31	15	7	6	1810	64	3	2.12	-	-
	Russia	WJC	6	5	1	0	358	9	2	1.51	-	-
2007-08	Yaroslavl	Russia	44	-	-	-	2592	106	3	2.45	-	-
2008-09	CAPITALS	NHL	6	4	0	1	329	13	0	2.37	159	.918
	Hershey	AHL	27	19	7	1	1551	62	2	2.40	736	.916
NHL/CAPITALS TOTALS			6	4	0	1	329	13	0	2.37	159	.918

Playoffs

GP	W	L	Min	GAA
-	-	-	-	-
-	-	-	-	-
-	-	-	-	-
6	-	-	368	2.94
-	-	-	-	-
16	-	-	924	1.62
13	7	6	759	2.53
-	-	-	-	-
13	7	6	759	2.53

CAREER HIGHLIGHTS

First NHL Game: 12/13/08 (WSH 2 at MTL 1)

First NHL Win: 12/13/08 (WSH 2 at MTL 1)

Most Shots Faced in a Game: 33 (12/13/08, WSH 2 at MTL 1)

Most Saves in a Game: 32 (12/13/08, WSH 2 at MTL 1)

Longest Win Streak: 3 (12/13/08-3/19/09)

Longest Streak without a Regulation Loss: 5 (12/13/08-4/7/09, 4-0-1 – active)

Penalty Shots: None

Shootouts: None

DID YOU KNOW?

Semyon Varlamov became just the fourth goaltender in NHL history to record a playoff shutout before his 21st birthday, joining Harry Lumley, Patrick Roy and Carey Price.

SEMYON VARLAMOV

2008-09

Split the season between Washington and Hershey (AHL) ... Was recalled four times to the Capitals ... Finished his NHL regular season without a regulation loss in five starts (4-0-1) ... Became the first Caps goalie to win his first three NHL starts since Jim Carey (who won his first four in 1994-95) ... Made his NHL debut and earned his first win 12/13 at MTL, stopping 31 of 32 shots ... Became the youngest Russian-born goalie to start in the NHL and the first goalie to win his NHL debut at MTL in more than 30 years (since Hardy Astrom of the NYR, 2/25/78) ... Made his NHL playoff debut as the starter for Game 2 of the ECQF vs. NYR and started 13 out of 14 Stanley Cup playoff games ... Tied for first in league with two playoff shutouts ... Was fifth in the league in playoff save percentage (.918), tied for fifth in wins (7) and sixth in GAA (2.53) ... Allowed only seven goals in six games against NYR and never allowed more than three goals in a game, as the Caps erased a 3-1 series deficit to win the series in seven games ... Turned 21 the day before winning Game 7 against NYR (4/28) ... Shut out NYR in Games 3 (33 saves, 4/20) and 5 (20 saves, 4/24) to tie a team record (Olie Kolzig) with two shutouts in a playoff series ... Became only the second Caps goalie to record more than one shutout in a playoff season (Kolzig, four in 1998) ... Joined Kolzig (6) and Don Beaupre (2) as the only goalies in club history with more than one playoff shutout ... Fourth goaltender in NHL history to post a playoff shutout before he turned 21 (Harry Lumley, Patrick Roy, Carey Price) ... Beat PIT in Games 1 and 2 of the ECSF to become the first Caps goalie to win five straight playoff games ... Made 33 or more saves and had a save percentage of .905 or higher in five of seven games against PIT ... Went 19-7-1 with Hershey, posting a 2.40 GAA, a .916 save percentage and two shutouts ... Had a seven-game winning streak from 11/14—12/6 for Hershey ... Went 7-2-0 with a shutout, 2.05 GAA and a .917 save percentage in November ... Turned aside a season-high 38 shots in a 7-2 win 3/28 vs. Bridgeport.

European Career

2007-08: Played 44 games as the top goaltender for Yaroslavl in the Russian Super League ... Posted three shutouts and a 2.45 GAA ... Led Yaroslavl to the championship round of the playoffs ... Posted five shutouts in 16 playoff games ... Had a 1.62 GAA in the postseason ... Selected to Russia's 2008 World Championship team but suffered an injury just before the tournament began. **2006-07:** Appeared in 31 games for Yaroslavl in an impressive first season in the Russian Super League ... Posted 15-7-6 record ... Recorded 2.12 GAA in 1,810

minutes with three shutouts ... Led Russia to a silver medal in the 2007 World Junior Championship ... Was one of the last goaltenders cut from Team Russia for the 2007 World Championship. **2005-06:** Played 33 games in second season with Yaroslavl's junior team ... Posted eight shutouts ... Recorded 2.02 GAA, allowing only 60 goals in 1,782 minutes. **2004-05:** Made his debut with Yaroslavl's junior team ... Appeared in eight games, posting 1.90 GAA in 480 minutes ... Served as a backup netminder most of the season.

International Career

Has expansive international experience and was invited to Russia's Olympic camp in August ... Has appeared in two World Junior Championships and two Under-18 championships. **2008:** Was selected to Russia's 2008 World Championship team but suffered an injury just prior to the tournament. **2007:** Posted a 5-1-0 record at the World Junior Championship in Sweden ... Led Russia to finals, falling to Canada 4-2 in lone loss of tournament ... Ranked second among goaltenders in GAA (1.51) and third in save percentage (.934) ... Shared 2007 tournament lead in shutouts with two ... Was named one of Russia's top three performers ... Participated in the Canada-Russia Super Series. **2006:** Member of silver medal-winning Russian squad at the World Junior Championship in Vancouver ... Saw action in one game, a 3-1 victory over Latvia ... Posted 4-0-0 record at Five Nations Tournament, leading Team Russia to tournament title ... Allowed one goal and posted a 0.33 GAA over four games ... Named best goaltender and to the all-tournament team ... Appeared in two games at the U-18 championship ... Posted 1-1-0 record and .907 save percentage. **2005:** Posted 2-0-0 record and 3.52 GAA in two games at the Under-18 championship.

NHL Transactions

Selected by Washington in the first round, 23rd overall, in the 2006 Entry Draft.

Personal

Changed the English spelling of his name this summer to more accurately reflect its correct pronunciation ... Looks up to Patrick Roy ... Favorite sport outside of hockey is tennis and Roger Federer is his favorite player ... Enjoys fishing ... Top memory from last season is the Game 7 ECQF win vs. NYR ... If he wasn't playing hockey he would be attending university.



KYLE WILSON

57

Center • Height: 6'1" • Weight: 201 • Shoots: Right
 Born: Dec. 15, 1984 (Oakville, Ontario)
 Drafted: Minnesota's ninth-round choice, 272nd overall, in the 2004 Entry Draft
 Acquired: Signed as a free agent, July 5, 2007

CAREER STATISTICS			Regular Season													Playoffs				
Year	Team	League	GP	G	A	Pts	PIM	+/-	PP	SH	GW	S	GP	G	A	Pts	PIM			
2002-03	Colgate	ECACHL	33	4	2	6	15	-	-	-	-	-	-	-	-	-	-	-	-	-
2003-04	Colgate	ECACHL	37	14	17	31	23	-	-	-	-	-	-	-	-	-	-	-	-	-
2004-05	Colgate	ECACHL	30	5	18	23	12	-	-	-	-	-	-	-	-	-	-	-	-	-
2005-06	Colgate	ECACHL	39	23	18	41	22	-	-	-	-	-	-	-	-	-	-	-	-	-
2006-07	San Antonio	AHL	7	1	0	1	2	-	-	-	-	-	-	-	-	-	-	-	-	-
	South Carolina	ECHL	5	3	2	5	4	-	-	-	-	-	-	-	-	-	-	-	-	-
	Hershey	AHL	54	24	30	54	26	-	-	-	-	-	19	7	9	16	8			
2007-08	Hershey	AHL	80	30	31	61	26	-	-	-	-	-	5	0	3	3	2			
2008-09	Hershey	AHL	80	28	30	58	31	-	-	-	-	-	22	3	7	10	2			

ECACHL Second All-Star Team (2006)

Has produced at least 25 goals in each of his three AHL seasons.

2008-09

Ranked fifth on Hershey (AHL) with 58 points and third with 28 goals ... Registered 17 multiple-point games ... Posted seven PPGs ... Had a season-high three points twice (11/8 at Wilkes-Barre/Scranton and 1/21 at Norfolk; both 2g-1a) ... Recorded assists in five straight games from 10/10—10/25; 6a) ... Had two points in three straight games from 2/21—2/28; 3g-3a) ... Had a pair of three-game goal streaks (11/15—11/22, 4g, and 12/13—12/27, 4g) ... Added 10 points (3g-7a) in the AHL playoffs, appearing in 22 games as Hershey won the Calder Cup ... Recorded two assists in the deciding Game 6 of the Calder Cup finals at Manitoba.

Career

2007-08: Finished second on Hershey in goals (30) and third in points (61) ... The only Bear to play in all 80 games ... Had a team-high eight GWGs ... Ranked tied for 11th in the AHL in goals and third in GWGs ... Recorded three points (1g-2a) on 12/14 at Norfolk ... Had five multiple-goal games, including a hat trick 1/19 vs. Springfield ... Added an assist in that game vs. Springfield, one of two four-point games on the year (also 2/16 at Binghamton, 2g-2a) ... Scored five goals in a five-game span from 2/16—2/24 ... Had points in seven of the last eight games of the season (5g-6a from 3/29—4/13) ... Recorded three assists in five playoff games. **2006-07:** Appeared in 54 games with Hershey, posting 24 goals and 54 points ... Finished fifth in points and tied for third in goals ... His 10 PPGs were good for second on the roster ... Ranked fourth on Bears with 30 assists ... Named the team's rookie of the year ... Registered 17 multiple-point games ... Tallied three or more points in six games ... Posted a season-high nine-game point streak from 3/16—4/1 (7g-10a) ... Scored at least two goals in four games ... Posted a hat trick on 3/18 vs. Binghamton ... Notched four points twice over three games (1g-3a, 3/16; 3g-1a, 3/18) ... Recorded seven goals and 16 points in 19 playoff games ... Finished

tied for third on the team and tied for seventh in the AHL in playoff scoring ... Shared the lead in playoff scoring among AHL rookies ... Ranked second in goals and tied for second in assists in team playoff scoring race ... Skated in five games (11/19-11/26) with South Carolina (ECHL) before being called up to Hershey ... Tallied five points (3g-2a) during time with Stingrays ... Began season with San Antonio (AHL), scoring one goal in seven games.

College Career

2005-06: Recorded 41 points (23g-18a) in 39 games as a senior at Colgate (ECACHL) ... Led team in scoring ... Tied for third in ECACHL in points ... Led the league in goals ... Tied for second in league and 15th in nation with 10 PPGs ... Earned second-team All-ECAC Hockey League honors. **2004-05:** Appeared in 30 games as a junior with the Raiders ... Missed first five games of season with knee injury ... Posted 23 points (5g-18a) on year ... Ranked fifth on the team in scoring ... Tied for team lead in assists. **2003-04:** Skated in 37 games as a sophomore ... Posted 31 points (14g-17a) ... Ranked third in team scoring race ... Tied for second on roster with 14 goals and second with seven PPGs. **2002-03:** Appeared in 33 games as a freshman ... Tallied six points (4g-2a) on year ... Four goals led all Colgate rookies ... Finished third among Raiders rookies in points ... Tallied the OT GWG in the longest game in Colgate hockey history, a 4-3 quadruple-overtime win over Dartmouth in the ECACHL quarterfinals (3/18).


NHL Transactions

Selected by Minnesota in the ninth round, 272nd overall, in the 2004 Entry Draft ... Signed by Washington as a free agent, July 5, 2007.

Personal

Enjoys playing golf ... Favorite athlete is Joe Sakic ... Favorite sport outside of hockey is football ... Lists winning the Calder Cup as his top hockey memory.

Players In The System



JOEL BRODA

Center • Ht.: 6'1" • Wt.: 203 • Shoots: Left

Born: Nov. 24, 1989 (Yorkton, Saskatchewan)

Drafted: Capitals' fifth-round choice, 144th overall, in the 2008 Entry Draft

Year	Team	League	Regular Season					Playoffs				
			GP	G	A	Pts	PIM	GP	G	A	Pts	PIM
2004-05	Beardy's	SMHL	44	13	13	26	28	-	-	-	-	-
	Tri-City	WHL	2	0	0	0	0	-	-	-	-	-
2005-06	Tri-City	WHL	51	3	1	4	10	5	0	0	0	0
2006-07	Tri-City	WHL	71	16	28	44	62	6	2	0	2	0
2007-08	Tri-City	WHL	3	2	1	3	2	-	-	-	-	-
	Moose Jaw	WHL	70	28	22	50	72	6	1	1	2	0
2008-09	Moose Jaw	WHL	39	36	12	48	45	-	-	-	-	-
	Calgary	WHL	28	17	22	39	19	18	11	13	24	8

2008-09: Split the season between Moose Jaw (39 games) and Calgary (28 games) in the WHL ... Combined to record 53 goals and 87 points in 67 games ... Led the league in goals and ranked eighth in points ... Scored goals in each of the first four games of the season (9/24—10/1, 6g) ... Had 13 multiple-goal games, including three hat tricks (11/7 vs. Prince Albert, 12/31 at Chilliwack and 2/15 at Moose Jaw) ... Helped Calgary to the best regular-season record in the WHL and the Eastern Conference playoff championship ... Was named the WHL Player of the Week in the championship series, which Calgary lost to Kelowna. **2007-08:** Ranked third on Moose Jaw in goals (30) and fourth in points (53) ... Combined for 73 games between Tri-City and Moose Jaw. **Personal:** Lists Joe Sakic as his hockey hero ... Also played lacrosse, soccer and baseball growing up ... Top hockey memories are being drafted and meeting Alex Ovechkin.



GREG BURKE

Left Wing • Height: 6'3" • Weight: 205 • Shoots: Left

Born: May 16, 1990 (Portsmouth, N.H.)

Drafted: Capitals' sixth-round choice, 174th overall, in the 2008 Entry Draft

Year	Team	League	Regular Season					Playoffs				
			GP	G	A	Pts	PIM	GP	G	A	Pts	PIM
2006-07	N.H. Jr.	EJHL	34	6	12	18	22	-	-	-	-	-
2007-08	N.H. Jr.	EJHL	40	21	25	46	46	6	5	4	9	6
2008-09	Cedar Rap.	USHL	8	2	0	2	8	-	-	-	-	-

Will play for New Hampshire (Hockey East) in 2009-10. **2008-09:** Limited to eight games due to injury. **2007-08:** Led the New Hampshire Junior Monarchs in scoring with 46 points (21g-25a) in 40 games.



BENJAMIN CASAVANT


Left Wing • Ht.: 6'1" • Wt.: 193 • Shoots: Left

Born: Jan. 21, 1991 (St-Hyacinthe, Quebec)

Drafted: Capitals' seventh-round choice, 205th overall, in the 2009 Entry Draft

Year	Team	League	Regular Season					Playoffs				
			GP	G	A	Pts	PIM	GP	G	A	Pts	PIM
2007-08	R.-Noranda	QMJHL	2	0	0	0	0	-	-	-	-	-
	P.E.I.	QMJHL	30	7	7	14	11	4	1	1	2	0
2008-09	P.E.I.	QMJHL	68	39	41	80	49	5	2	0	2	0

2008-09: Played 68 games for Prince Edward Island (QMJHL), leading the team in goals (39), points (80) and plus/minus (+32) ... Ranked second on the team in assists (41), PPGs (13) and GWGs (3) ... Finished seventh in the QMJHL in goals and 12th in points. **Personal:** A fan of the Pittsburgh Penguins' Jordan Staal ... Grew up a Montreal Canadiens fan ... Enjoys listening to the band Breaking Benjamin.



STEFAN DELLA ROVERE

Left Wing • Height: 5'11" • Weight: 199 • Shoots: Left

Born: Feb. 25, 1990 (Richmond Hill, Ontario)

Drafted: Capitals' seventh-round choice, 204th overall, in the 2008 Entry Draft

Year	Team	League	Regular Season					Playoffs				
			GP	G	A	Pts	PIM	GP	G	A	Pts	PIM
2006-07	Barrie	OHL	48	7	7	14	37	6	0	0	0	0
2007-08	Barrie	OHL	68	13	19	32	171	9	1	2	3	16
2008-09	Barrie	OHL	57	27	24	51	146	5	2	2	4	19
	S. Carolina	ECHL	2	0	1	1	6	-	-	-	-	-
	Canada	WJC	6	1	1	2	26	-	-	-	-	-

2008-09: Registered an assist and six PIM in two games with South Carolina (ECHL) upon completion of his junior season ... Ranked third on Barrie (OHL) with 51 points (27g-24a) ... Led Barrie with 146 PIM ... The team captain ... Had 13 multiple-point games ... His 10 PPGs ranked second on the team ... Scored the first goal of the game nine times, which tied for second in the OHL ... Played in the OHL All-Star Game and registered a goal ... OHL coaches voted him the best body checker in the league's Eastern Conference ... Registered five points (3g-2a) on 10/4 vs. Windsor ... Recorded an eight-game point streak from 10/16—11/5, posting 11 points (8g-3a) ... Registered a hat trick and added an assist on 2/14 vs. Ottawa ... Appeared in five playoff games for Barrie and registered four points (2g-2a) and 19 PIM. **2007-08:** Played 68 games for Barrie (OHL) ... Led team with 171 PIM ... Ranked fifth in scoring with 32 points (13g-19a) in 68 GP. **2006-07:** Registered 14 points (7g-7a) and 37 PIM in 48 regular season games for Barrie ... Appeared in six playoff games for Barrie. **Personal:** Grew up a fan of the Vancouver Canucks and forward Todd Bertuzzi ... Favorite hockey memories are playing in tournaments as a kid and winning the World Junior Championship ... Favorite sports outside of hockey are baseball, soccer and golf.

Players In The System



PHIL DESIMONE

Center • Height: 6'0" • Weight: 185 • Shoots: Left

Born: March 19, 1987 (East Amherst, N.Y.)

Drafted: Capitals' third-round choice, 84th overall, in the 2007 Entry Draft

Year	Team	League	Regular Season					Playoffs				
			GP	G	A	Pts	PIM	GP	G	A	Pts	PIM
2004-05	Sioux City	USHL	44	2	7	9	28	6	0	1	1	4
2005-06	Sioux City	USHL	60	15	38	53	71	-	-	-	-	-
2006-07	Sioux City	USHL	60	26	47	73	60	7	6	6	12	2
2007-08	N. Hampshire	H-East	38	3	10	13	28	-	-	-	-	-
2008-09	N. Hampshire	H-East	38	7	11	18	46	-	-	-	-	-

USHL Player of the Year (2007) • USHL First All-Star Team (2007)

2006-07: Led Sioux City (USHL) in scoring for the second year in a row ... ranked second in the USHL with 73 points ... USHL player of the year and a first-team all-star ... Team captain.



CODY EAKIN


Center • Height: 5'11" • Weight: 180 • Shoots: Left

Born: May 24, 1991 (Winnipeg, Manitoba)

Drafted: Capitals' third-round choice, 85th overall, in the 2009 Entry Draft

Year	Team	League	Regular Season					Playoffs				
			GP	G	A	Pts	PIM	GP	G	A	Pts	PIM
2007-08	Swift Current	WHL	55	11	6	17	52	12	3	4	7	6
2008-09	Swift Current	WHL	54	24	24	48	42	7	3	0	3	10

2008-09: Recorded 48 points (24g-24a) in 54 games ... Finished eighth on the team in scoring and sixth in plus/minus rating (+18) ... Was the MVP of the Canadian Hockey League's Top Prospects Game, scoring twice ... Was rated 29th among North American skaters in the NHL Draft. **2007-08:** Named Swift Current's Rookie of the Year after recording 17 points (11g-6a) in 55 games. **Personal:** Favorite memory is winning gold with the Canadian Under-18 team.



VIKTOR DOVGAN

Defense • Height: 6'1" • Weight: 205 • Shoots: Left


Born: Feb. 27, 1987 (Moscow, Russia)

Drafted: Capitals' seventh-round choice, 209th overall, in the 2005 Entry Draft

Year	Team	League	Regular Season					Playoffs				
			GP	G	A	Pts	PIM	GP	G	A	Pts	PIM
2003-04	CSKA 2	Russia-3	STATISTICS NOT AVAILABLE									
2004-05	CSKA 2	Russia-3	STATISTICS NOT AVAILABLE									
2005-06	CSKA 2	Russia-3	62	7	14	21	-	-	-	-	-	-
	Samara	Russia-2	8	1	2	3	20	3	0	1	1	4
2006-07	S. Carolina	ECHL	56	5	6	11	95	-	-	-	-	-
	Hershey	AHL	1	0	0	0	2	-	-	-	-	-
2007-08	CSKA	Russia	16	0	0	0	10	-	-	-	-	-

2007-08: Played 16 games for CSKA in the Russian Super League and recorded 10 PIM. **2006-07:** Skated in 56 games during first year of professional hockey with South Carolina (ECHL) ... Tallied 11 points (5g-6a) ... Ranked fourth on squad with 95 PIM ... Tallied first career goal in 4-1 win at Augusta (11/10) ... Recorded first assist vs. Columbia (12/9) ... Notched season-best two goals at Florida (1/13) ... Scored a goal and added an assist in 3-2 victory against Reading (3/10) ... Skated in one game for Hershey (AHL) posting two PIM. **2005-06:** Skated in 62 games for

CSKA 2 of the Russian Super League ... Tallied seven goals and 14 assists for 21 points. **Personal:** Learned English as an ECHL rookie with South Carolina in 2006-07 ... Favorite athlete is former Capital Sergei Gonchar.



DAN DUNN

Goaltender • Height: 6'5" • Weight: 204 • Shoots: Left

Born: June 20, 1988 (Oshawa, Ontario)

Drafted: Capitals' sixth-round choice, 154th overall, in the 2007 Entry Draft

Year	Team	League	GP	W-L-T	Mins	GA	SO	GAA
2005-06	Oshawa	OPJHL	10	2-4-2	494	29	1	3.52
	Cobourg	OPJHL	6	0-5-0	277	33	0	7.14
2006-07	Wellington	OPJHL	27	19-4-2	1546	50	2	1.94
2007-08	SCSU	WCHA	9	3-2-2	433	19	0	2.63
2008-09	SCSU	WCHA	9	2-4-1	393	17	0	2.60

Will contend for the No. 1 position at St. Cloud State (WCHA) this winter. **2006-07:** Led the OPJHL in save percentage (.934) and ranked second in GAA (1.94) in 27 games for Wellington.



BRETT FLEMMING

Defense • Height: 5'11" • Weight: 179 • Shoots: Right

Born: February 26, 1991 (Regina, Saskatchewan)

Drafted: Capitals' fifth-round choice, 145th overall, in the 2009 Entry Draft

Year	Team	League	Regular Season					Playoffs				
			GP	G	A	Pts	PIM	GP	G	A	Pts	PIM
2007-08	Mississauga	OHL	47	1	9	10	30	4	0	0	0	6
2008-09	Mississauga	OHL	64	3	25	28	89	10	1	3	4	2

2008-09: Finished tied for eighth on the team and third among defensemen with 28 points (3g-25a) in 64 games for the Mississauga St. Michael's Majors in the OHL. **Personal:** Lists Scott Niedermayer as his hockey hero ... Favorite hockey memory is being drafted ... Favorite sport other than hockey is lacrosse.



ANDREW GLASS

Left Wing • Height: 6'0" • Weight: 176 • Shoots: Left

Born: July 14, 1989 (Wrentham, Mass.)

Drafted: Capitals' seventh-round choice, 199th overall, in the 2007 Entry Draft

Year	Team	League	Regular Season					Playoffs				
			GP	G	A	Pts	PIM	GP	G	A	Pts	PIM
2003-04	Jr. Bruins	Minor	61	15	23	38	2	-	-	-	-	-
2004-05	Little Bruins	Minor	33	5	13	18	15	-	-	-	-	-
	Nobles	HS	29	7	15	22	-	-	-	-	-	-
2005-06	Little Bruins	Minor	19	9	11	20	17	-	-	-	-	-
	Nobles	HS	-	15	24	39	-	-	-	-	-	-
2006-07	Little Bruins	Minor	12	7	8	15	4	-	-	-	-	-
	Nobles	HS	18	7	10	17	6	-	-	-	-	-
2007-08	Nobles	HS	-	27	25	52	-	-	-	-	-	-
2008-09	Boston U.	H-East	15	2	1	3	2	-	-	-	-	-

2008-09: Won the NCAA championship at Verizon Center as a member of Boston University (Hockey East). **2007-08:** Earned Division I All-New England East honors as a senior at Nobles.

Players In The System



OSCAR HEDMAN

Defense • Height: 6'0" • Weight: 209 • Shoots: Left

Born: April 21, 1986 (Ornskoldsvik, Sweden)

Drafted: Capitals' fifth-round choice, 132nd overall, in the 2004 Entry Draft

Year	Team	League	Regular Season					Playoffs				
			GP	G	A	Pts	PIM	GP	G	A	Pts	PIM
2002-03	MODO U18	Swe-U18	14	4	5	9	8	6	2	1	3	32
	Malmö Jr.	Swe-Jr.	5	0	1	1	2	-	-	-	-	-
2003-04	MODO	Sweden	24	1	2	3	6	6	0	0	0	0
	MODO U18	Swe-U18	3	3	1	4	2	2	0	3	3	0
	Malmö Jr.	Swe-Jr.	25	7	11	18	28	8	3	3	6	6
2004-05	MODO	Sweden	43	1	3	4	18	4	0	0	0	0
	MODO U18	Swe-U18	7	2	2	4	12	5	0	1	1	4
2005-06	MODO	Sweden	44	3	2	5	30	5	0	1	1	0
	MODO Jr.	Swe-U18	7	3	2	5	10	-	-	-	-	-
	Sweden	WJC	6	1	3	4	2	-	-	-	-	-
2006-07	MODO	Sweden	55	2	7	9	42	20	1	4	5	14
2007-08	MODO	Sweden	53	4	9	13	30	5	1	1	2	0
2008-09	Frolunda	Sweden	55	5	6	11	26	11	0	0	0	14



IGOR IGNATUSHKIN

Center • Height: 5'11" • Weight: 175 • Shoots: Left

Born: April 7, 1984 (Elektrostal, Russia)

Drafted: Capitals' eighth-round choice, 242nd overall, in the 2002 Entry Draft

Year	Team	League	Regular Season					Playoffs				
			GP	G	A	Pts	PIM	GP	G	A	Pts	PIM
1999-00	Elektrostal 2	Russ.-3	5	0	0	0	0	-	-	-	-	-
2000-01	T.Center 84	Exhib.	5	1	1	2	0	-	-	-	-	-
	Elektrostal 2	Russ.-3	STATISTICS NOT AVAILABLE									
2001-02	Elektrostal	Russ.-2	46	1	4	5	20	-	-	-	-	-
	Elektrostal 2	Russ.-3	6	2	3	5	6	-	-	-	-	-
	Elektrostal	Russ.-Jr.	8	5	8	13	4	-	-	-	-	-
	Russia	WJC-18	8	2	9	11	2	-	-	-	-	-
2002-03	Elektrostal	Russ.-2	36	9	10	19	8	-	-	-	-	-
2003-04	Elektrostal	Russ.-2	49	6	2	8	22	-	-	-	-	-
2004-05	Elektrostal	Russ.-2	45	9	3	12	28	-	-	-	-	-
	Leninogorsk	Russ.-2	6	1	1	2	6	4	1	0	1	4
2005-06	Mytischki	Russia	7	0	0	0	2	-	-	-	-	-
	Elektrostal	Russ.-3	STATISTICS NOT AVAILABLE									
2006-07	Elektrostal	Russ.-2	49	14	23	37	48	-	-	-	-	-
2007-08	Khabarovsk 2	Russ.-3	2	0	0	0	0	-	-	-	-	-
	Khabarovsk	Russ.	49	4	4	8	12	4	0	0	0	2
2008-09	Khabarovsk	KHL	49	6	8	14	16	-	-	-	-	-



MARCUS JOHANSSON

Center • Height: 5'11" • Weight: 189 • Shoots: Left

Born: October 6, 1990 (Landskrona, Sweden)

Drafted: Capitals' first-round choice, 24th overall, in the 2009 Entry Draft

Year	Team	League	Regular Season					Playoffs				
			GP	G	A	Pts	PIM	GP	G	A	Pts	PIM
2006-07	Lulea HF	SEL	7	0	0	0	0	-	-	-	-	-
2008-09	Farjestads	SEL	45	5	5	10	10	6	0	0	0	0
	Sweden	WJC	6	2	0	2	0	-	-	-	-	-



DMITRY KUGRYSHEV

Right Wing • Height: 6'0" • Weight: 185 • Shoots: Right

Born: Jan. 18, 1990 (Balakovo, Russia)

Drafted: Capitals' second-round choice, 58th overall, in the 2008 Entry Draft

Year	Team	League	Regular Season					Playoffs				
			GP	G	A	Pts	PIM	GP	G	A	Pts	PIM
2007-08	CSKA 2	Russ.-3	29	25	25	50	60	7	5	6	11	6
	Russia	WJC	7	1	3	4	4	-	-	-	-	-
2008-09	Quebec	QMJHL	57	34	40	74	38	17	6	14	20	24
	Russia	WJC	7	1	1	2	6	-	-	-	-	-

2008-09: Played 57 games for Quebec (QMJHL) in his first North American season, earning QMJHL Offensive Rookie of the Year honors (Michel Bergeron Trophy) and a spot on the All-Rookie Team ... Shared the team lead in assists (40) and PPGs (12) while ranking second in goals (34, tied) and points (74) ... Led the team with 214 shots ... Led QMJHL rookies in goals, points and PPGs (12) ... Named the QMJHL Rookie of the Month for December (4g-9a in 7 games) ... Led Quebec in playoff points (20) and assists (14) ... Represented Russia and earned a bronze medal at the World Junior Championship. **2007-08:** Helped Russia to the bronze medal at the World Junior Championship with four points (1g-3a) in seven games ... Won a silver at the 2008 IIHF Under-18 World Championship. **Personal:** Favorite player is Capitals forward Alexander Semin ... Top hockey memory is winning the Under-18 World Championship ... Favorite sport outside of hockey is tennis.



NICK LARSON

Center • Height: 6'0" • Weight: 175 • Shoots: Right


Born: January 16, 1989 (Edina, Minn.)

Drafted: Capitals' seventh-round choice, 185th overall, in the 2007 Entry Draft

Year	Team	League	Regular Season					Playoffs				
			GP	G	A	Pts	PIM	GP	G	A	Pts	PIM
2004-05	Hill-Murray	HS	26	9	15	24	6	-	-	-	-	-
2005-06	Hill-Murray	HS	-	41	38	79	-	-	-	-	-	-
2006-07	Hill-Murray	HS	29	31	30	61	16	-	-	-	-	-
	Omaha	USHL	10	3	2	5	6	-	-	-	-	-
2007-08			DID NOT PLAY									
2008-09	Minnesota	WCHA	13	1	1	2	2	-	-	-	-	-

2006-07: Led Hill-Murray in scoring for the second straight year ... A finalist for Minnesota's Mr. Hockey Award ... Honorable mention all-state selection by the Associated Press.

Players In The System



ERIC MESTERY

Defense • Height: 6'5" • Weight: 202 • Shoots: Left

Born: May 28, 1990 (Winnipeg, Manitoba)

Drafted: Capitals' second-round choice, 57th overall, in the 2008 Entry Draft

Year	Team	League	Regular Season					Playoffs				
			GP	G	A	Pts	PIM	GP	G	A	Pts	PIM
2005-06	Winnipeg	MMHL	39	5	18	23	28	-	-	-	-	-
2006-07	Tri-City	WHL	43	1	6	7	20	-	-	-	-	-
2007-08	Tri-City	WHL	71	2	14	16	65	16	2	1	3	10
2008-09	Tri-City	WHL	16	0	6	6	10	-	-	-	-	-
	Lethbridge	WHL	42	1	11	12	30	11	0	1	1	2

2008-09: Split the season between Tri-City (16 games) and Lethbridge (42 games) in the WHL ... Finished third among Lethbridge defensemen in assists (17), points (18) and plus/minus rating (+4). **Personal:** Looked up to Steve Yzerman as a kid ... Favorite sport outside of hockey is golf ... Would want to be a firefighter if he weren't playing hockey.



GARRETT MITCHELL

Right Wing • Height: 5'11" • Weight: 181 • Shoots: Right

Born: Sept. 2, 1991 (Regina, Saskatchewan)

Drafted: Capitals' sixth-round choice, 175th overall, in the 2009 Entry Draft

Year	Team	League	Regular Season					Playoffs				
			GP	G	A	Pts	PIM	GP	G	A	Pts	PIM
2006-07	Regina	WHL	4	0	1	1	2	-	-	-	-	-
2007-08	Regina	WHL	62	8	5	13	73	6	1	0	1	6
2008-09	Regina	WHL	71	10	5	15	140	-	-	-	-	-

2008-09: Recorded 10 goals and 15 points in 71 games for Regina (WHL) ... Led the Pats with 140 PIM. **Personal:** A fan of Brenden Morrow of the Dallas Stars ... Enjoys listening to country music.



IVAN NEPRAYAYEV

Center • Height: 6'1" • Weight: 180 • Shoots: Left

Born: Feb 4, 1982 (Yaroslavl, Russia)

Drafted: Capitals' fifth-round choice, 163rd overall, in the 2000 Entry Draft

Year	Team	League	Regular Season					Playoffs				
			GP	G	A	Pts	PIM	GP	G	A	Pts	PIM
1997-98	Yaroslavl	Russia	6	0	0	0	0	-	-	-	-	-
1998-99	Yaroslavl 2	Russ.-3	15	1	0	1	0	-	-	-	-	-
1999-00	Yaroslavl 2	Russ.-3	40	8	14	22	-	-	-	-	-	-
2000-01	Yaroslavl	Russia	10	0	0	0	2	-	-	-	-	-
2001-02	Yaroslavl	Russia	36	3	8	11	28	-	-	-	-	-
	Yaroslavl 2	Russ.-3	2	1	0	1	18	-	-	-	-	-
2002-03	Yaroslavl	Russia	26	3	6	9	12	6	1	0	1	0
2003-04	Yaroslavl 2	Russia-3	13	5	10	15	12	-	-	-	-	-
2004-05	Yaroslavl	Russia	56	10	10	20	73	9	1	0	1	16
2005-06	Yaroslavl	Russia	44	6	16	22	70	-	-	-	-	-
	Russia	Oly.	2	0	0	0	2	-	-	-	-	-
2006-07	Yaroslavl	Russia	52	17	9	26	66	7	0	4	4	2
	Russia	WC	9	0	3	3	12	-	-	-	-	-
2007-08	Yaroslavl	Russia	56	9	17	26	84	-	-	-	-	-
2008-09	Dynamo Mosc.	KHL	52	14	13	27	48	12	0	4	4	10

2007-08: Played with Semyon Varlamov with Yaroslavl. **2006-07:** Led Yaroslavl

(Russia) in goals with 17 ... Represented Russia at the World Championship, where he was a teammate of Alex Ovechkin. **2005-06:** Played two games for Russia at the Olympics in Torino, Italy.



DMITRI ORLOV

Defense • Height: 5'11" • Weight: 202 • Shoots: Left

Born: July 23, 1991 (Novokuznetsk, Russia)

Drafted: Capitals' second-round choice, 55th overall, in the 2009 Entry Draft

Year	Team	League	Regular Season					Playoffs				
			GP	G	A	Pts	PIM	GP	G	A	Pts	PIM
2007-08	Novakuznetsk	Russia	6	0	0	0	0	-	-	-	-	-
2008-09	Novakuznetsk	Russia	16	1	0	1	4	-	-	-	-	-



MAXIM ORLOV

Center • Height: 6'0" • Weight: 176 • Shoots: Left

Born: March 31, 1981 (Moscow, Russia)

Drafted: Capitals' eighth-round choice, 219th overall, in the 1999 Entry Draft

Year	Team	League	Regular Season					Playoffs				
			GP	G	A	Pts	PIM	GP	G	A	Pts	PIM
1998-99	CSKA	Russia	2	0	0	0	2	1	0	0	0	0
1999-00	CSKA	Russia	25	0	0	0	0	2	2	0	0	2
2000-01	CSKA	Russia	41	5	4	9	14	-	-	-	-	-
2001-02	CSKA	Russia	35	3	5	8	14	-	-	-	-	-
	CSKA 2	Russ.-3	7	7	4	11	4	-	-	-	-	-
2002-03	Leninog.	Russ.-2	25	3	8	11	24	-	-	-	-	-
	MGU Mosc.	Russ.-3	2	0	0	0	0	-	-	-	-	-
2003-04	Leninog.	Russ.-2	35	5	9	14	39	2	0	0	0	0
2004-05	Saratov	Russ.-2	47	13	23	36	46	4	0	0	0	2
2005-06	Ufa	Russia	5	0	0	0	0	-	-	-	-	-
	Ufa 2	Russ.-3	20	8	8	16	10	-	-	-	-	-
2006-07	Neftekamsk	Russ.-2	55	5	22	27	46	-	-	-	-	-
2007-08	Neftekamsk	Russ.-2	50	7	12	19	20	3	1	2	3	0
2008-09	Neftekamsk	Russ.-2	41	10	9	19	14	-	-	-	-	-

Players In The System

IGOR SHADILOV



Defense • Height: 6'2" • Weight: 189 • Shoots: Left

Born: June 7, 1980 (Moscow, Russia)

Drafted: Capitals' ninth-round choice, 249th overall, in the 1999 Entry Draft

Year	Team	League	Regular Season					Playoffs				
			GP	G	A	Pts	PIM	GP	G	A	Pts	PIM
1996-97	Dyn. Mosc. 2	Russ.-3	30	3	7	10	30	-	-	-	-	-
1997-98	Dyn. Mosc.	Russia	38	1	0	1	6	-	-	-	-	-
1998-99	Dyn. Mosc.	Russia	2	0	0	0	0	-	-	-	-	-
	Krylja Sov.	Russia	9	0	0	0	0	-	-	-	-	-
1999-00	Dyn. Mosc. 2	Russ-3	28	2	9	11	15	-	-	-	-	-
	Tver	Russ.-2	14	0	3	3	6	-	-	-	-	-
2000-01	Dyn. Mosc.	Russia	34	1	5	6	12	-	-	-	-	-
2001-02	Cherepovets	Russia	33	7	3	10	10	4	0	0	0	2
2002-03	Cherepovets	Russia	32	3	3	6	28	12	1	3	4	4
2003-04	Dyn. Mosc.	Russia	56	4	8	12	16	3	0	1	1	2
2004-05	Dyn. Mosc.	Russia	34	0	5	5	12	-	-	-	-	-
2005-06	Kazan	Russia	49	3	9	12	20	13	1	1	2	6
2006-07	Kazan	Russia	49	5	10	15	32	16	1	1	2	41
2007-08	Ufa Salavat	Russia	45	5	11	16	18	16	0	2	2	8
2008-09	Ufa Salavat	KHL	29	5	9	14	10	-	-	-	-	-

ARTEM TERNAVSKY



Defense • Height: 6'3" • Weight: 213 • Shoots: Left

Born: June 2, 1983 (Magnitogorsk, Russia)

Drafted: Capitals' sixth-round choice, 160th overall, in the 2001 Entry Draft

Year	Team	League	Regular Season					Playoffs				
			GP	G	A	Pts	PIM	GP	G	A	Pts	PIM
1999-00	CSKA 2	Russia-3	2	0	1	1	0	-	-	-	-	-
	HK Moscow 2	Russia-3	25	0	4	4	42	-	-	-	-	-
2000-01	Sherbrooke	QMJHL	65	3	15	18	143	-	-	-	-	-
2001-02	Kurgan	Russia-2	25	0	0	0	46	-	-	-	-	-
2002-03	Novosibirsk	Russia	42	1	1	2	20	-	-	-	-	-
2003-04	Ufa	Russia	12	0	0	0	4	-	-	-	-	-
	Magnitogorsk 2	Russia-3	7	1	0	1	0	-	-	-	-	-
2004-05	N. Novgorod	Russia-2	16	0	1	1	18	-	-	-	-	-
	Barnaul	Russia-2	8	0	1	1	14	-	-	-	-	-
2005-06	Karaganda	Kazak.	17	1	1	2	12	-	-	-	-	-
	Karaganda	Russia-2	39	3	2	5	26	6	0	1	1	2
2006-07	Tyumen	Russia-2	56	3	12	15	78	3	1	0	1	4
	Ust-Kamen.	Kazak.	14	3	2	5	12	-	-	-	-	-
2007-08	Novokuznetsk	Russia	56	6	7	13	46	-	-	-	-	-
2008-09	CSKA	KHL	53	4	3	7	40	-	-	-	-	-



PATRICK WEIR

Defense • Height: 6'2" • Weight: 209 • Shoots: Right

Born: March 21, 1991 (Pittsburgh, PA)

Drafted: Capitals' fourth-round choice, 115th overall, in the 2009 Entry Draft

Year	Team	League	Regular Season					Playoffs				
			GP	G	A	Pts	PIM	GP	G	A	Pts	PIM
2007-08	Waterloo	USHL	35	1	5	6	30	8	1	0	1	2
2008-09	Waterloo	USHL	58	7	27	34	75	3	0	0	0	0

Attending Boston College (Hockey East) this fall.

MIKHAIL YUNKOV



Center • Height: 6'0" • Weight: 180 • Shoots: Left

Born: Feb. 16, 1986 (Voskresensk, Russia)

Drafted: Capitals' second-round choice, 62nd overall, in the 2004 Entry Draft

Year	Team	League	Regular Season					Playoffs				
			GP	G	A	Pts	PIM	GP	G	A	Pts	PIM
2001-02	Kry. Sovetov 2	Russia-3	4	0	1	1	0	-	-	-	-	-
2002-03	Kry. Sovetov	Russia	7	1	0	1	2	-	-	-	-	-
	Kry. Sovetov 2	Russia-3	3	0	1	1	0	-	-	-	-	-
2003-04	Kry. Sovetov	Russia-2	38	5	10	15	12	4	0	1	1	0
	Kry. Sovetov 2	Russia-3	STATISTICS NOT AVAILABLE									
2004-05	Kry. Sovetov	Russia-2	38	9	14	23	22	3	0	1	1	4
	Kry. Sovetov 2	Russia-3	1	0	0	0	0	-	-	-	-	-
2005-06	Kazan	Russia	33	3	4	7	35	11	0	1	1	6
	Russia	WJC	6	0	0	0	4	-	-	-	-	-
2006-07	Kazan	Russia	47	3	6	9	12	16	1	2	3	8
2007-08	Spartak	Russia	57	4	6	10	20	5	1	0	1	6
2008-09	Spartak	KHL	54	6	12	18	30	6	0	2	2	6

SERGEI ZIMAKOV



Defense • Height: 6'1" • Weight: 194 • Shoots: Left

Born: Jan. 15, 1978 (Moscow, Russia)

Drafted: Capitals' third-round choice, 58th overall, in the 1996 Entry Draft

Year	Team	League	Regular Season					Playoffs				
			GP	G	A	Pts	PIM	GP	G	A	Pts	PIM
1994-95	Omaha	USHL	48	14	46	60	22	-	-	-	-	-
1995-96	Krylja Sovetov	CIS	49	2	7	9	36	-	-	-	-	-
1996-97	Krylja Sovetov	Russia	39	4	3	7	57	2	0	0	0	0
1997-98	Krylja Sovetov	Russia	42	4	1	5	48	-	-	-	-	-
1998-99	Kazan	Russia	28	1	0	1	6	8	0	1	1	6
1999-00	Perm	Russia	31	1	2	3	34	3	0	1	1	0
2000-01	CSKA	Russia	26	1	5	6	28	-	-	-	-	-
	CSKA 2	Russia-3	3	2	2	4	2	-	-	-	-	-
2001-02	CSKA	Russia	42	3	10	13	74	-	-	-	-	-
2002-03	Ufa	Russia	11	0	0	0	8	-	-	-	-	-
	Ufa 2	Russia-3	STATISTICS NOT AVAILABLE									
2003-04	Spartak	Russia-2	60	11	17	28	38	12	0	1	1	10
2004-05	Spartak	Russia	23	2	2	4	20	-	-	-	-	-
2005-06	Spartak	Russia	46	3	11	14	55	3	0	0	0	4
2006-07	Chekhov	Russia	36	3	2	5	38	3	0	0	0	0
2007-08	Spartak	Russia	11	1	1	2	10	-	-	-	-	-
	Krylja Sovetov	Russia-2	17	7	5	12	34	-	-	-	-	-
2008-09	Krylja Sovetov	Russia-2	55	6	10	16	75	-	-	-	-	-

2008-09 NHL Standings, Playoffs and Awards

2008-09 NHL STANDINGS

EASTERN CONFERENCE NORTHEAST DIVISION

		GP	W	L	OT	GF	GA	PTS
BOSTON	(1)	82	53	19	10	274	196	116
MONTREAL	(8)	82	41	30	11	249	247	93
BUFFALO	(10)	82	41	32	9	250	234	91
OTTAWA	(11)	82	36	35	11	217	237	83
TORONTO	(12)	82	34	35	13	250	293	81

ATLANTIC DIVISION

		GP	W	L	OT	GF	GA	PTS
NEW JERSEY	(3)	82	51	27	4	244	209	106
PITTSBURGH	(4)	82	45	28	9	264	239	99
PHILADELPHIA	(5)	82	44	27	11	264	238	99
NY RANGERS	(7)	82	43	30	9	210	218	95
NY ISLANDERS	(15)	82	26	47	9	201	279	61

SOUTHEAST DIVISION

		GP	W	L	OT	GF	GA	PTS
WASHINGTON	(2)	82	50	24	8	272	245	108
CAROLINA	(6)	82	45	30	7	239	226	97
FLORIDA	(9)	82	41	30	11	234	231	93
ATLANTA	(13)	82	35	41	6	257	280	76
TAMPA BAY	(14)	82	24	40	18	210	279	66

WESTERN CONFERENCE CENTRAL DIVISION

		GP	W	L	OT	GF	GA	PTS
DETROIT	(2)	82	51	21	10	295	244	112
CHICAGO	(4)	82	46	24	12	264	216	104
ST. LOUIS	(6)	82	41	31	10	233	233	92
COLUMBUS	(7)	82	41	31	10	226	230	92
NASHVILLE	(10)	82	40	34	8	213	233	88

PACIFIC DIVISION

		GP	W	L	OT	GF	GA	PTS
SAN JOSE	(1)	82	53	18	11	257	204	117
ANAHEIM	(8)	82	42	33	7	245	238	91
DALLAS	(12)	82	36	35	11	230	257	83
PHOENIX	(13)	82	36	39	7	208	252	79
LOS ANGELES	(14)	82	34	37	11	207	234	79

NORTHWEST DIVISION

		GP	W	L	OT	GF	GA	PTS
VANCOUVER	(3)	82	45	27	10	246	220	100
CALGARY	(5)	82	46	30	6	254	248	98
MINNESOTA	(9)	82	40	33	9	219	200	89
EDMONTON	(10)	82	38	35	9	234	248	85
COLORADO	(15)	82	32	45	5	199	257	69

2009 STANLEY CUP PLAYOFFS

Conference Quarterfinals

West

ANA def. SJ, 4-2
DET def. CLM, 4-0
VAN def. STL, 4-0
CHI def. CAL, 4-2

East

BOS def. MON, 4-0
WSH def. NYR, 4-3
CAR def. NJ, 4-3
PIT def. PHI, 4-2

Conference Semifinals

West

DET def. ANA, 4-3
CHI def. VAN, 4-2

East

CAR def. BOS, 4-3
PIT def. WSH, 4-3

Conference Finals

West

DET def. CHI, 4-1

East

PIT def. CAR, 4-0

Stanley Cup Final

PIT def. DET, 4-3

2008-09 NHL AWARDS

Stanley Cup

Pittsburgh Penguins

Conn Smythe Trophy

Evgeni Malkin, Pittsburgh

Lady Byng Memorial Trophy

Pavel Datsyuk, Detroit

NHL First All-Star Team

LW	Alex Ovechkin	Washington
C	Evgeni Malkin	Pittsburgh
RW	Jarome Iginla	Calgary
D	Mike Green	Washington
D	Zdeno Chara	Boston
G	Tim Thomas	Boston

Prince of Wales Trophy

Pittsburgh Penguins

Frank J. Selke Trophy

Pavel Datsyuk, Detroit

Lester B. Pearson Award

Alex Ovechkin, Washington

Clarence S. Campbell Bowl

Detroit Red Wings

Hart Memorial Trophy

Alex Ovechkin, Washington

Maurice Richard Trophy

Alex Ovechkin, Washington

Art Ross Trophy

Evgeni Malkin, Pittsburgh

Jack Adams Award

Claude Julien, Boston

Vezina Trophy

Tim Thomas, Boston

NHL Second All-Star Team

LW	Zach Parise	New Jersey
C	Pavel Datsyuk	Detroit
RW	Marian Hossa	Detroit
D	Nicklas Lidstrom	Detroit
D	Dan Boyle	San Jose
G	Steve Mason	Columbus

Bill Masterton Memorial Trophy

Steve Sullivan, Nashville

James Norris Memorial Trophy

Zdeno Chara, Boston

William M. Jennings Trophy

Tim Thomas and Manny Fernandez, Boston

Calder Memorial Trophy

Steve Mason, Columbus

King Clancy Memorial Trophy

Ethan Moreau, Edmonton

NHL All-Rookie Team

F	Patrik Berglund	St. Louis
F	Bobby Ryan	Anaheim
F	Kris Versteeg	Chicago
D	Drew Doughty	Los Angeles
D	Luke Schenn	Toronto
G	Steve Mason	Columbus

2008-09 NHL Statistics

2008-09 INDIVIDUAL SCORING LEADERS FOR ART ROSS TROPHY

RK	PLAYER	TEAM	GP	G	A	PTS	+/-	PIM	PP	SH	GW	S	PCTG
1	EVGENI MALKIN	PITTSBURGH	82	35	78	113	17	80	14	2	4	290	12.1
2	ALEX OVECHKIN	WASHINGTON	79	56	54	110	8	72	19	1	10	528	10.6
3	SIDNEY CROSBY	PITTSBURGH	77	33	70	103	3	76	7	0	3	238	13.9
4	PAVEL DATSYUK	DETROIT	81	32	65	97	34	22	11	1	3	248	12.9
5	ZACH PARISE	NEW JERSEY	82	45	49	94	30	24	14	0	8	364	12.4
6	ILYA KOVALCHUK	ATLANTA	79	43	48	91	-12	50	12	0	6	275	15.6
	RYAN GETZLAF	ANAHEIM	81	25	66	91	5	121	9	0	2	227	11.0
8	JAROME IGINLA	CALGARY	82	35	54	89	-2	37	10	0	4	289	12.1
9	MARC SAVARD	BOSTON	82	25	63	88	25	70	9	0	5	213	11.7
10	NICKLAS BACKSTROM	WASHINGTON	82	22	66	88	16	46	14	0	1	174	12.6
11	JOE THORNTON	SAN JOSE	82	25	61	86	16	56	11	0	3	139	18.0
12	JEFF CARTER	PHILADELPHIA	82	46	38	84	23	68	13	4	12	342	13.5
13	MICHAEL CAMMALLERI	CALGARY	81	39	43	82	-2	44	19	0	6	255	15.3
	DANIEL SEDIN	VANCOUVER	82	31	51	82	24	36	9	0	7	285	10.9
	HENRIK SEDIN	VANCOUVER	82	22	60	82	22	48	4	0	8	143	15.4
16	MARTIN ST. LOUIS	TAMPA BAY	82	30	50	80	4	14	7	2	3	262	11.5
	MIKE RICHARDS	PHILADELPHIA	79	30	50	80	22	63	8	7	4	238	12.6
18	RICK NASH	COLUMBUS	78	40	39	79	11	52	6	5	5	263	15.2
	ALEXANDER SEMIN	WASHINGTON	62	34	45	79	25	77	8	0	8	223	15.2
20	PATRICK ELIAS	NEW JERSEY	77	31	47	78	18	32	12	2	6	247	12.6
	MIKE RIBEIRO	DALLAS	82	22	56	78	-4	52	7	0	1	163	13.5

2008-09 DEFENSEMEN SCORING LEADERS

RK	PLAYER	TEAM	GP	G	A	PTS	+/-	PIM	PP	SH	GW	S	PCTG
1	MIKE GREEN	WASHINGTON	68	31	42	73	24	68	18	1	4	243	12.8
2	ANDREI MARKOV	MONTREAL	78	12	52	64	-2	36	7	0	3	165	7.3
3	NICKLAS LIDSTROM	DETROIT	78	16	43	59	31	30	10	0	4	180	8.9
	SCOTT NIEDERMAYER	ANAHEIM	82	14	45	59	-8	70	9	0	2	178	7.9
	BRIAN RAFALSKI	DETROIT	78	10	49	59	17	20	5	0	1	141	7.1
6	DAN BOYLE	SAN JOSE	77	16	41	57	6	52	8	0	4	213	7.5
7	MARK STREIT	NY ISLANDERS	74	16	40	56	5	62	10	1	1	150	10.7
8	SHEA WEBER	NASHVILLE	81	23	30	53	1	80	10	1	4	251	9.2
9	SHELDON SOURAY	EDMONTON	81	23	30	53	1	98	12	1	5	268	8.6
10	BRIAN CAMPBELL	CHICAGO	82	7	45	52	5	22	4	0	1	108	6.5

2008-09 INDIVIDUAL ROOKIE SCORING LEADERS

RK	PLAYER	TEAM	GP	G	A	PTS	+/-	PIM	PP	SH	GW	S	PCTG
1	BOBBY RYAN	ANAHEIM	64	31	26	57	13	33	12	0	3	174	17.8
2	KRIS VERSTEEG	CHICAGO	78	22	31	53	15	55	6	4	3	139	15.8
3	MIKHAIL GRABOVSKI	TORONTO	78	20	28	48	-8	92	6	0	2	120	16.7
4	PATRIK BERGLUND	ST. LOUIS	76	21	26	47	19	16	7	0	1	143	14.7
5	STEVEN STAMKOS	TAMPA BAY	79	23	23	46	-13	39	9	0	1	181	12.7

2008-09 GOALS-AGAINST AVERAGE LEADERS (MINIMUM 25 GP)

RK	PLAYER	TEAM	GP	W	L	OT	SA	GA	GAA	SV%
1	TIM THOMAS	BOSTON	54	36	11	7	1694	114	2.10	.933
2	STEVE MASON	COLUMBUS	61	33	20	7	1658	140	2.29	.916
3	NIKLAS BACKSTROM	MINNESOTA	71	37	24	8	2059	159	2.33	.923
4	NIKOLAI KHABIBULIN	CHICAGO	42	25	8	7	1192	96	2.33	.919
5	ROBERTO LUONGO	VANCOUVER	54	33	13	7	1542	124	2.34	.920
6	PEKKA RINNE	NASHVILLE	52	29	15	4	1435	119	2.38	.917
7	JONAS HILLER	ANAHEIM	46	23	15	1	1217	99	2.39	.919
8	SCOTT CLEMMENSEN	NEW JERSEY	40	25	13	1	1138	94	2.39	.917
9	MARTIN BRODEUR	NEW JERSEY	31	19	9	3	870	73	2.41	.916
10	CHRIS MASON	ST. LOUIS	57	27	21	7	1544	129	2.41	.916

2008-09 Capitals Notes

FOR THE AGES – Washington enjoyed what could be considered the franchise's most successful regular season in history, having established a club record for points (108) and points on the road (47) and tied the club record for wins (50, with the 1985-86 team). The Capitals' 25.2% power play also set a club record.

Most Points, Capitals Season

108	2008-09
107	1985-86
102	1999-00

Most Wins, Capitals Season

50	2008-09 and 1985-86
48	1983-84

ADVANCED DEGREE – Washington advanced to the second round of the Stanley Cup playoffs for the first time since 1998 after overcoming a 3-1 deficit in the Eastern Conference Quarterfinals against the New York Rangers. The Capitals are now 7-2 when facing elimination the last two seasons (including the final game of the 2007-08 regular season). Alex Ovechkin has 10 points in those nine games.

WE'RE HONORED – Washington left wing Alex Ovechkin won the Hart Trophy and Lester B. Pearson Award as the best player in the game for the second year in a row, the first repeat winner since 1997-98 (Dominik Hasek). Ovechkin and Mike Green were the first two Capitals teammates to both be named to the NHL First All-Star Team. For Ovechkin it was his fourth first-team appearance in as many seasons in the league, just the second player in NHL history to accomplish that feat (Montreal goaltender Bill Durnan).

ORG. CHART – Washington's AHL and ECHL affiliates both won their league titles (Hershey Bears and South Carolina Stingrays, respectively).

MAKING THEIR POINTS – Each of Washington's top four scorers – Alex Ovechkin, Nicklas Backstrom, Alexander Semin and Mike Green – averaged more than a point per game for the season. The Capitals are the first NHL team to get a point per game from its top four scorers since the 1995-96 Pittsburgh Penguins (Mario Lemieux, Jaromir Jagr, Ron Francis and Petr Nedved).

Washington had four of the top 12 players in the league in points per game (minimum 20 GP).

POWER BROKERS – The Capitals' power play finished second in the NHL, trailing only the Detroit Red Wings. Washington's PP enjoyed a 30.2% success rate (39-of-129) in the last 33 games of the season, including 42% in the first period (21-of-50). The Capitals' opponents in that time received 24 more power-play opportunities but scored 14 fewer goals (25-for-155, 83.9% penalty killing).

HISTORY ON D – Mike Green's 31-goal, 73-point season has produced numbers not seen in years by an NHL defenseman. Green:

- set an NHL record for a defenseman with goals in eight straight games
- set a Capitals record for a defenseman with 18 power-play goals
- became just the seventh NHL defenseman with a 30-goal season and the first since the Caps' Kevin Hatcher in 1992-93
- became, at 23, the youngest defenseman with 30 goals since Paul Coffey in 1983-84
- was the first defenseman ever to score 30 goals in a season playing fewer than 70 games (he played 68)
- had the fourth-best point total all-time by a Caps defenseman (eight points shy of Larry Murphy's club record)
- had the most points by an NHL defenseman since 2005-06 (Nicklas Lidstrom, 80)
- averaged 1.07 points per game, most by a defenseman since 1994-95 (Paul Coffey, 1.29)
- had eight more goals and nine more points than any other defenseman despite missing 14 games due to injury

ELITE COMPANY – Alex Ovechkin is just the third player in the NHL to record 200 goals and 200 assists in his first four years in the league. Wayne Gretzky and Mario Lemieux are the only other players to accomplish the feat.

GOAL DUST – Alex Ovechkin led the league in goals for the second consecutive year, the first player to do so since Pavel Bure in 1998-99 and 1999-2000. Ovechkin's 56 goals were 10 more than any other player. He scored 121 goals in the past two seasons, 26 more than anyone else in the league (Ilya Kovalchuk, 95, is second).

CENTURY TO REMEMBER – Alex Ovechkin's 110 points gave him his third 100-point season and the NHL lead in points per game (1.39). He is one of only five players in league history to post 100-plus points in three of his first four NHL seasons (Gretzky, Lemieux, Hawerchuk, Crosby). There had only been two 100-point seasons in Washington's 30-season history prior to his arrival.



SHOOTING STAR – Alex Ovechkin led the league in shots on goal in each of his four seasons; he tied Phil Esposito's record of four straight years atop the league's shot chart. Ovechkin became the second player in NHL history to surpass 500 shots in a season (528) and owns three of the top six shots on goal seasons in league history.

Alex Ovechkin's Goals and Shots by Season

2005-06	52	*425
2006-07	46	*392
2007-08	*65	*446
2008-09	*56	*528

* Led NHL

NHL Record, Shots on Goal in a Season

550	Phil Esposito, BOS (1970-71)
528	Alex Ovechkin, WSH (2008-09)
446	Alex Ovechkin, WSH (2007-08)
429	Paul Kariya, ANA (1998-99)
426	Phil Esposito, BOS (1971-72)
425	Alex Ovechkin, WSH (2005-06)

2008-09 Capitals Notes

PASSING FANCY – Nicklas Backstrom posted the third-best assist total in Capitals' history (66) and ranked tied for third in the league in that category. His 121 assists in his first two seasons in the league tied Peter Forsberg for seventh all-time, and three of the players ahead of him had WHA experience before joining the NHL. He finished tied for ninth in the NHL in points (88) and had the most points by a Capitals player other than Alex Ovechkin in 20 years (Mike Ridley, 89 points in 1988-89).

SUPER SASHA – Alexander Semin had at least a point in 50 of the 62 games he played and never went more than two games without a point.

WINNING THEO-RY – Jose Theodore posted his best winning percentage and second-best win total of his career in 2008-09 with a 32-17-5 record. He joins Jim Carey and Olie Kolzig as the only goaltenders to win 30 games in a season for the Capitals. After Dec. 23 Theodore was 24-11-4 (2.70, .907). Theodore is above .500 for his career (215-214-45) for the first time since he was 5-4-2 on Feb. 17, 1997.

YOUNG GUNS FIRING – In 49 of the Capitals' 50 wins at least one of the team's four leading scorers – the "Young Guns" group of Ovechkin, Semin, Backstrom and Green – scored a goal. The one exception was a 2-1 win Dec. 6 in Toronto.

GOAL ORIENTED – The Capitals finished third in the league with 3.27 goals per game and their 268 goals scored were the franchise's most since potting 277 in 1993-94.

BANNER BITES – Washington's Southeast Division title was its second in a row and marked the fifth division title in franchise history. They won back-to-back titles once before, in 1999-00 and 2000-01. Washington is the first Southeast team to repeat as division champs since Tampa Bay in 2002-03 and '03-04.

HERSHEY HELP – Washington had 41 players dress for games during the season, including 16 call-ups from the Hershey Bears of the American Hockey League. That's a remarkable number for a first-place team; by comparison, in 2005-06 when the Capitals finished 27th in the NHL, they dressed 40 players over the course of the season. Fourteen defensemen suited up for Washington, including Sergei Fedorov on occasion. That's five more than Washington used in all of 2007-08.

DIVIDE AND CONQUER – Washington went a combined 26-6-8 vs. the Northeast (12-4-4) and Atlantic (14-2-4) divisions.

HOME RUN – Washington started the season with an 18-1-1 mark in its first 20 home games and finished with 29 wins at Verizon Center, its second-best home win total in club history (29-9-3).

SRO – Washington had a club-record 29 sellouts at Verizon Center. A few notes on the crowds at Caps home games:

- 25 of the last 27 games were sold out
- Washington's 29 sellouts were more than triple the total from 2007-08 (8)
- The Caps didn't have their second sellout in 2007-08 until Feb. 24; since then 36 of the Capitals' 52 regular-season home games were sold out
- The average attendance of 18,097 (99% capacity) was up 17% from 2007-08 (15,473) and up 30% from Alex Ovechkin's rookie season

AT HOME AWAY FROM HOME – The Capitals went 16-6-3 in their last 25 games on the road and 10-3-3 on the road after the All-Star break.

	2008-09	After Jan. 1
Home	29-9-3	13-8-2
Road	21-15-5	12-5-3

ALEXES FOR 50, ALEX – The Capitals organization boasted the only 50-goal scorers in both the NHL (Alex Ovechkin) and the AHL (Alexandre Giroux). Ovechkin had the ninth 50-goal season in Capitals' history while Giroux has produced just the fifth 60-goal season in AHL history.

GOALS ALL OVER – Alex Ovechkin and Mike Green led the league in goals from their respective positions for the second year in a row. In 2007-08 Ovechkin and Green became the first teammates to lead the league in goals and goals by a defenseman since Pittsburgh's Mario Lemieux and Paul Coffey in 1988-89.

FIRST THINGS FIRST – The Capitals were 30-3-3 when leading after the first period, 34-8-3 when scoring first, 47-8-5 in games that they led at any time and 32-15-4 when outshooting an opponent.

WELCOME ADDITION – Goaltender Semyon Varlamov won his NHL debut at Montreal Dec. 13, becoming the youngest Russian-born goaltender to start in the NHL. He was the first Caps goaltender to win his first three starts since Jim Carey in 1994-95 and finished the regular season 4-0-1. He went 7-6 in the playoffs, including two shutouts, becoming just the fourth goaltender in NHL history to post a playoff shutout before his 21st birthday (joining Harry Lumley, Patrick Roy and Carey Price).



The Hockey News proclaimed the Capitals the most exciting team in the NHL on its Oct. 21, 2008, cover.

A REAL WINNER – Washington has gone 41-5-4 in the last 50 games when Alex Ovechkin has scored a goal (31-5-4 in 2008-09). Washington went 22-0-1 in his last 23 multiple-goal games.

D POWERS, ACTIVATE – Washington defensemen contributed significantly to the team's offense in 2008-09. On the year, a blueliner either scored or assisted on more than half of the Capitals' 268 goals (140; 46g-108a).

BICENTENNIAL CELEBRATION – Feb. 7 against Los Angeles Alex Ovechkin joined Wayne Gretzky, Mike Bossy, Mario Lemieux and Brett Hull as the only NHL players in the modern era to score 200 goals in their first 300 games.

THE BIG 5-0 – Alex Ovechkin reached the 50-goal milestone for the third time in his career March 19 with his first-period goal at Tampa Bay. By doing so he became:

- the first Capital to record three 50-goal seasons
- the second active player to record three 50-goal seasons (joining Teemu Selanne)
- the third player all-time to post three 50-goal seasons in his first four years in the NHL (joining Mike Bossy and Wayne Gretzky)
- the 20th player all-time with at least three 50-goal seasons

ALL GOOD – Washington laid claim to the best record through 60 games in franchise history (38-17-5) and the best first half in franchise history (.695). The 2008-09 team was the fastest team to 30 wins (47 games) and 40 wins (63 games) in franchise history.

LIVE MIKE – Mike Green set an NHL record for defensemen with goals in eight straight games from Jan. 27 to Feb. 14, breaking the mark previously held by Mike O'Connell (1983-84). It matched the longest streak in the NHL since 1997-98 (Teemu Selanne scored in 11 straight games that season). Green had 10-7-17 during his goal-scoring streak.

Longest Goal-Scoring Streaks by Defensemen

8 games	Mike Green, WSH (2008-09)
7 games	Mike O'Connell, BOS (1983-84)
6 games	Ray Bourque, BOS (1983-84)
	Barry Beck, COL (1977-78)
	Bobby Orr, BOS (1971-72)
	Harry Mummery, MTL (1920-21)

Longest Capitals Goal-Scoring Streaks

9 games	Mike Gartner (1986-87)
	Alan Haworth (1985-86)
8 games	Mike Green (2008-09)

REACHING 50 – Head coach Bruce Boudreau, in his 85th game behind the Capitals bench, became the fastest Capitals coach to reach 50 wins. He ranks fifth among the franchise's coaches in wins.

Winningest Capitals Coaches (with number of games until win No. 50)

1. Bryan Murray	343 wins (119th game)
2. Ron Wilson	192 wins (112th game)
3. Terry Murray	163 wins (105th game)
4. Jim Schoenfeld	113 wins (98th game)
5. Bruce Boudreau	87 wins (85th game)

ONE-TIMERS

- Washington finished each of the six full months of the season above .500 for the first time in franchise history
- The Capitals were just 6-7-1 when firing 40 or more shots on goal
- Washington outscored Pittsburgh 9-1 in the third periods of their four meetings
- Washington's comeback from 4-0 down at NYR on Dec. 23 matched the biggest comeback in franchise history (three other times, most recently Oct. 23, 1991, at Edmonton)

2008-09 Individual Statistics

				AVG										
POS	NO.	PLAYER	GP	TOI	G	A	PTS	+/-	PIM	PP	SH	GW	S	PCT
L	8	Alex Ovechkin	79	23:00	56	54	110	8	72	19	1	10	528	10.6
C	19	Nicklas Backstrom	82	19:56	22	66	88	16	46	14	0	1	174	12.6
L	28	Alexander Semin	62	19:14	34	45	79	25	77	8	0	8	223	15.2
D	52	Mike Green	68	25:45	31	42	73	24	68	18	1	4	243	12.8
C	21	Brooks Laich	82	17:16	23	30	53	-1	31	9	1	3	185	12.4
R	25	Viktor Kozlov	67	15:39	13	28	41	-9	16	2	0	0	153	8.5
L	14	Tomas Fleischmann	73	15:04	19	18	37	-3	20	7	0	4	131	14.5
C	91	Sergei Fedorov	52	16:30	11	22	33	4	50	2	0	2	118	9.3
C	92	Michael Nylander	72	14:02	9	24	33	E	32	4	0	2	87	10.3
R	16	Eric Fehr	61	11:14	12	13	25	8	22	1	0	2	134	9.0
C	39	David Steckel	76	13:48	8	11	19	2	34	0	2	1	103	7.8
C	15	Boyd Gordon	63	13:27	5	9	14	-4	16	0	1	2	69	7.2
D	23	Milan Jurcina	79	16:09	3	11	14	1	68	0	0	1	95	3.2
D	3	Tom Poti	52	21:08	3	10	13	3	28	0	0	1	48	6.3
D	26	Shaone Morrisonn	72	17:59	3	10	13	4	77	0	0	1	50	6.0
D	55	Jeff Schultz	64	19:45	1	11	12	13	21	0	1	0	40	2.5
R	10	Matt Bradley	81	10:36	5	6	11	-1	59	0	0	1	98	5.1
C	20	Keith Aucoin	12	10:19	2	4	6	5	4	1	0	0	15	13.3
R	17	Chris Clark	32	11:34	1	5	6	-3	32	0	0	0	36	2.8
D	89	Tyler Sloan	26	16:38	1	4	5	4	14	0	0	0	8	12.5
D	27	*Karl Alzner	30	19:25	1	4	5	-1	2	0	0	0	31	3.2
L	87	Donald Brashear	63	8:14	1	3	4	-6	121	0	0	1	43	2.3
D	42	*Sami Lepisto	7	19:36	0	4	4	-3	6	0	0	0	7	0.0
D	4	John Erskine	52	16:47	0	4	4	1	63	0	0	0	50	0.0
D	2	Brian Pothier	9	16:34	1	2	3	E	4	0	0	1	8	12.5
D	43	Bryan Helmer	12	16:36	0	3	3	-1	2	0	0	0	8	0.0
G	60	Jose Theodore	57	57:40	0	3	3	E	6	0	0	0	0	0.0
D	62	*Sean Collins	15	14:32	1	1	2	1	12	0	0	0	14	7.1
L	33	Alexandre Giroux	12	10:34	1	1	2	4	10	0	0	1	20	5.0
L	56	*Chris Bourque	8	9:46	1	0	1	E	0	0	0	0	11	9.1
G	1	Brent Johnson	21	53:52	0	1	1	E	2	0	0	0	0	0.0
L	48	*Oskar Osala	2	8:43	0	0	0	-1	0	0	0	0	1	0.0
R	63	*Andrew Gordon	1	7:12	0	0	0	E	0	0	0	0	1	0.0
R	38	Graham Mink	2	8:03	0	0	0	E	0	0	0	0	4	0.0
G	30	*Michal Neuvirth	5	44:00	0	0	0	E	0	0	0	0	0	0.0
G	40	*Semyon Varlamov	6	54:50	0	0	0	E	0	0	0	0	0	0.0
L	53	Quintin Laing	1	10:19	0	0	0	1	0	0	0	0	2	0.0
D	44	Staffan Kronwall	3	13:13	0	0	0	-1	0	0	0	0	4	0.0
C	83	*Jay Beagle	3	7:36	0	0	0	-3	2	0	0	0	5	0.0

NO.	GOALTENDER	GPI	MINS	GAA	W	L	OT	SO	GA	SA	SV %
60	Jose Theodore	57	3287	2.87	32	17	5	2	157	1572	.900
1	Brent Johnson	21	1131	2.81	12	6	2	0	53	579	.908
40	*Semyon Varlamov	6	329	2.37	4	0	1	0	13	159	.918
30	*Michal Neuvirth	5	220	3.00	2	1	0	0	11	102	.892
	Empty-Net Goals								6	6	
	GOALTENDING TOTALS	82	4986	2.89	50	24	8	2	240	2418	.901

* Rookie

2008-09 Game-by-Game Results

#	Date	Team	W/L/OT	Record	GF - GA	Scorers	W Goal	PP	PK	SF - SA	W - L Gldr	Attend.
1	10/10/08	@ Atlanta	L	0-1-0	4-7	28,39s,52p,52p	10	2-7	6-9	43-31	32 - 1	18545
2	10/11/08	Chicago	W	1-1-0	4-2	10,8,21,8	21	0-4	5-5	34-21	60 - 39	18277+
3	10/13/08	Vancouver	W	2-1-0	5-1	28,52p,23,28,92p	52	2-4	3-4	35-10	1 - 1	16847
4	10/16/08	@ Pittsburgh	W	3-1-0	4-3	14,28,92,15	15	0-4	3-6	30-26	60 - 29	17030
5	10/18/08	New Jersey	O**	3-1-1	3-4	28,52p,28	9	1-8	3-4	27-37	30 - 1	17904
6	10/21/08	@ Calgary	L	3-2-1	1-2	91	18	0-5	8-9	31-28	34 - 60	19289
7	10/23/08	@ Phoenix	L	3-3-1	1-2	21p	88	1-4	4-4	32-34	32 - 60	14722
8	10/25/08	@ Dallas	W*	4-3-1	6-5	91p,14,91,14,89,28	28	1-4	3-4	30-33	60 - 35	18532
9	10/28/08	Nashville	W**	5-3-1	4-3	25,39s,28p,92x	92	1-5	6-7	32-26	60 - 39	17011
10	11/1/08	@ Buffalo	L	5-4-1	0-5	-	26	0-5	7-8	29-27	30 - 60	18690
11	11/4/08	@ Ottawa	O*	5-4-2	1-2	14	12	0-1	5-5	27-44	31 - 1	18485
12	11/6/08	Carolina	W	6-4-2	3-2	91,28,28	28	0-3	2-2	33-34	1 - 30	17874
13	11/8/08	NY Rangers	W	7-4-2	3-1	21p,3,28	3	1-4	2-3	28-29	1 - 30	17948
14	11/10/08	Tampa Bay	W	8-4-2	4-2	3,52,16,8	16	0-3	3-5	30-36	1 - 37	17932
15	11/12/08	@ Carolina	W	9-4-2	5-1	8,28,52p,28,19	28	1-5	6-7	37-27	1 - 49	14261
16	11/14/08	New Jersey	W	10-4-2	3-1	21p,14,8	14	1-1	2-2	27-33	60 - 35	18277+
17	11/15/08	@ New Jersey	O**	10-4-3	5-6	14p,8,25,19,8	9	1-2	3-4	30-33	35 - 60	17051
18	11/19/08	@ Anaheim	W	11-4-3	6-4	14p,52p,19,8p,10,39	10	3-8	4-5	33-32	60 - 35	16076
19	11/20/08	@ Los Angeles	L	11-5-3	2-5	19p,21	23	1-5	4-5	21-33	31 - 1	17428
20	11/22/08	@ San Jose	L	11-6-3	2-7	3,14p	16	1-4	4-6	21-28	33 - 1	17496
21	11/24/08	@ Minnesota	L	11-7-3	3-4	10,8,19p	51	1-3	4-6	28-33	32 - 60	18568
22	11/26/08	Atlanta	W	12-7-3	5-3	8p,16,8p,8,25	8	2-4	1-3	33-18	60 - 31	18277+
23	11/28/08	Montreal	W	13-7-3	3-0	14,8,39	14	0-3	3-3	30-28	60 - 41	18277+
24	11/29/08	@ Columbus	L	13-8-3	0-3	-	14	0-5	3-3	26-31	1 - 1	17448
25	12/2/08	Florida	L	13-9-3	3-5	19p,25,14p	14	2-4	2-4	26-22	31 - 60	16792
26	12/4/08	NY Islanders	W	14-9-3	5-2	8p,25p,87w,16p,19	87	3-5	7-8	47-29	1 - 35	18130
27	12/6/08	@ Toronto	W	15-9-3	2-1	27,23	23	0-2	2-3	30-20	1 - 35	19416
28	12/7/08	@ Carolina	L	15-10-3	1-3	19p	12	1-5	3-3	39-25	49 - 60	15308
29	12/10/08	Boston	W	16-10-3	3-1	19p,33,8	33	1-2	3-3	26-34	1 - 35	17697
30	12/12/08	Ottawa	W	17-10-3	5-1	28,21,8p,52p,8p	21	3-7	4-4	34-33	1 - 31	17973
31	12/13/08	@ Montreal	W	18-10-3	2-1	19p,92	92	1-4	8-8	26-33	40 - 41	21273
32	12/16/08	@ NY Islanders	W*	19-10-3	5-4	15,21,23,8,8	8	0-3	3-5	40-39	1 - 35	11655
33	12/18/08	St. Louis	W	20-10-3	4-2	25,25,14,8p	14	1-5	4-5	29-31	40 - 30	18277+
34	12/20/08	@ Philadelphia	L	20-11-3	1-7	21	17	0-5	3-5	48-28	30 - 1	19897
35	12/23/08	@ NY Rangers	W*	21-11-3	5-4	8,14p,25p,8,26	26	2-5	3-3	36-28	60 - 30	18200
36	12/26/08	Buffalo	W	22-11-3	3-2	25,15,8	8	0-4	1-2	34-24	60 - 40	18277+
37	12/28/08	Toronto	W	23-11-3	4-1	21p,8,21,8	8	1-1	2-2	29-24	60 - 35	18277+
38	12/30/08	@ Buffalo	W	24-11-3	4-2	21p,56,19p,15s	19	2-4	4-5	31-33	60 - 30	18690
39	1/1/09	Tampa Bay	W	25-11-3	7-4	62,39,52,10,15,17,8	15	0-3	2-2	35-27	1 - 41	18277+
40	1/3/09	NY Rangers	W	26-11-3	2-1	52p,8s	8	1-4	3-3	31-22	60 - 40	18277+
41	1/6/09	Philadelphia	W**	27-11-3	2-1	19p,25x	25	1-4	3-4	34-34	60 - 43	18277+
42	1/9/09	Columbus	L	27-12-3	0-3	-	18	0-6	5-7	45-23	1 - 60	18277+
43	1/10/09	@ Montreal	L	27-13-3	4-5	28,28,14,92p	74	1-4	4-6	35-35	41 - 1	21273
44	1/13/09	Edmonton	L	27-14-3	2-5	14,52p	67	1-5	5-6	36-23	35 - 60	17948
45	1/14/09	@ Pittsburgh	W	28-14-3	6-3	25,28,8p,14p,8,55s	14	2-6	5-6	42-29	60 - 29	16975
46	1/17/09	Boston	W	29-14-3	2-1	52p,28	28	1-5	3-4	30-24	60 - 30	18277+
47	1/19/09	@ NY Islanders	W*	30-14-3	2-1	8p,8p	8	2-4	4-5	38-28	60 - 34	15221
48	1/20/09	@ Ottawa	L	30-15-3	2-3	91,39	9	0-5	3-6	31-34	30 - 60	20125
49	1/27/09	@ Boston	O*	30-15-4	2-3	52,92	46	0-6	3-5	36-28	30 - 60	17565
50	1/31/09	Detroit	W	31-15-4	4-2	25,52,8,8p	8	1-3	5-6	27-29	60 - 29	18277+

* Overtime

** Shootout

s Shorthanded goal

p Power-play goal

x Shootout-clinching goal

+ Home sellout

2008-09 Game-by-Game Results

#	Date	Team	W/L/OT	Record	GF - GA	Scorers	W Goal	PP	PK	SF - SA	W - L Glt dr	Attend.
53	2/5/09	Los Angeles	L	33-16-04	4-5	28,52p,8,21	19	1-4	5-6	45-35	32 - 60	18277+
54	2/7/09	Florida	W	34-16-04	3-1	16,52p,52s	52	1-4	4-4	39-21	60 - 29	18277+
55	2/11/09	@ NY Rangers	O**	34-16-05	4-5	14,16,52,52	24	0-2	6-6	30-32	30 - 60	18200
56	2/14/09	@ Tampa Bay	W	35-16-05	5-1	28,8,26,52p,16	8	1-4	3-3	32-32	30 - 30	17249
57	2/15/09	@ Florida	W	36-16-05	4-2	8p,16,8,8	8	1-2	7-8	33-31	60 - 29	17279
58	2/18/09	Montreal	W**	37-16-05	4-3	8,19p,39,28x	28	1-3	1-4	35-33	60 - 31	18277+
59	2/20/09	Colorado	L	37-17-05	1-4	19	52	0-2	4-4	29-25	1 - 60	18277+
60	2/22/09	Pittsburgh	W	38-17-05	5-2	8p,28p,91,26,21	91	2-3	7-8	34-33	60 - 29	18277+
61	2/24/09	Philadelphia	L	38-18-05	2-4	19p,8	17	1-7	7-8	35-37	30 - 60	18277+
62	2/26/09	Atlanta	W	39-18-05	4-3	28p,21p,52p,16	16	3-8	4-5	40-24	30 - 32	18277+
63	2/28/09	@ Boston	W*	40-18-05	4-3	19p,8,14p,28	28	2-5	3-4	32-37	60 - 30	17565
64	3/1/09	Florida	L	40-19-05	2-6	28p,8	4	1-2	3-6	34-33	31 - 60	18277+
65	3/3/09	Carolina	L	40-20-05	2-5	28p,91	44	1-4	4-5	41-30	30 - 30	17903
66	3/5/09	Toronto	L	40-21-05	1-2	28	77	0-4	4-4	38-29	29 - 60	18277+
67	3/8/09	Pittsburgh	O**	40-21-06	3-4	28,8p,21	87	1-4	3-4	32-22	29 - 60	18277+
68	3/10/09	@ Nashville	W*	41-21-06	2-1	19,91	91	0-3	2-2	44-28	60 - 39	16064
69	3/12/09	@ Philadelphia	W	42-21-06	2-1	21p,8	8	1-2	4-4	30-36	60 - 43	19728
70	3/14/09	Carolina	W**	43-21-06	5-4	52,8p,28p,19p,28x	28	3-4	4-4	31-32	60 - 30	18277+
71	3/16/09	@ Atlanta	L	43-22-06	1-5	16	13	0-4	1-4	50-25	32 - 60	13336
72	3/17/09	@ Florida	W	44-22-06	3-0	21s,25,52	21	0-1	4-4	27-19	60 - 29	14650
73	3/19/09	@ Tampa Bay	W	45-22-06	5-2	8,52,52,92p,10	52	1-4	3-4	30-28	40 - 30	16541
74	3/21/09	@ Carolina	L	45-23-06	1-4	52	25	0-3	4-4	32-30	30 - 60	18680
75	3/24/09	@ Toronto	O**	45-23-07	2-3	8p,21	51	1-2	2-3	45-29	31 - 60	19362
76	3/27/09	Tampa Bay	W	46-23-07	5-3	8p,19p,19p,2,8	2	3-9	4-4	39-36	60 - 30	18277+
77	4/1/09	NY Islanders	W	47-23-07	5-3	8,20,52p,52p,19	52	2-3	2-3	43-27	60 - 35	18277+
78	4/3/09	Buffalo	O*	47-23-08	4-5	8p,28p,91p,91	29	3-7	4-5	37-30	30 - 40	18277+
79	4/5/09	Atlanta	W	48-23-08	6-4	14,20p,92,16,28,21	28	1-7	6-6	33-24	60 - 1	18277+
80	4/7/09	@ Atlanta	W	49-23-08	4-2	14,25,28,91	28	0-1	6-6	26-31	40 - 31	16027
81	4/9/09	@ Tampa Bay	W	50-23-08	4-2	21p,21,39,52	39	1-5	5-5	33-24	60 - 31	18891
82	4/11/09	@ Florida	L	50-24-08	4-7	21,28,28p,8	55	1-3	0-1	41-42	29 - 60	18527

* Overtime ** Shootout s Shorthanded goal p Power-play goal x Shootout-clinching goal + Home sellout

GOALS BY PERIOD

	1	2	3	OT	Total	Avg.
Capitals	86	79	97	6	268	3.3
Opponents	73	77	87	3	240	2.9

SHOTS BY PERIOD

	1	2	3	OT	Total	Avg.
Capitals	911	911	881	45	2748	33.5
Opponents	793	800	789	36	2418	29.5

POWER PLAY

	G	Att.	Pct.	Rank
Overall	85	337	25.2	2nd NHL
Home	50	177	28.2	1st NHL
Road	35	160	21.9	5th NHL

PENALTY KILLING

	G	Att.	Pct.	Rank
Overall	75	387	80.6	17th NHL
Home	34	184	81.5	12th NHL
Road	41	203	79.8	20th NHL

PENALTIES

	Pen.	PIM	Avg.	Rank
Overall	447	1021	12.7	7th NH

2008-09 Statistics

Player	Pos	HOME					ROAD				
		GP	G	A	PTS	+/-	GP	G	A	PTS	+/-
Alex Ovechkin	L	39	34	25	59	6	40	22	29	51	2
Alexander Semin	L	33	21	20	41	11	29	13	25	38	14
Mike Green	D	35	17	26	43	10	33	14	16	30	14
Nicklas Backstrom	C	41	12	32	44	13	41	10	34	44	3
Brooks Laich	C	41	11	21	32	5	41	12	9	21	-6
Viktor Kozlov	C	32	8	13	21	1	35	5	15	20	-10
Eric Fehr	R	33	7	6	13	4	28	5	7	12	4
Tomas Fleischmann	R	34	6	8	14	3	39	13	10	23	-6
Sergei Fedorov	C	26	5	15	20	-1	26	6	7	13	5
David Steckel	C	39	4	6	10	4	37	4	5	9	-2
Michael Nylander	C	35	2	10	12	2	37	7	14	21	-2
Tom Poti	D	27	2	8	10	3	25	1	2	3	0
Boyd Gordon	C	31	2	4	6	-1	32	3	5	8	-3
Keith Aucoin	C	6	2	2	4	2	6	0	2	2	3
Matt Bradley	R	41	2	2	4	2	40	3	4	7	-3
Milan Jurcina	D	40	1	7	8	6	39	2	4	6	-5
Shaone Morrisonn	D	37	1	6	7	-2	35	2	4	6	6
Donald Brashear	L	34	1	2	3	-2	29	0	1	1	-4
Chris Clark	R	14	1	1	2	-1	18	0	4	4	-2
Alexandre Giroux	L	5	1	0	1	4	7	0	1	1	0
Brian Pothier	D	3	1	0	1	-1	6	0	2	2	1
Sean Collins	D	8	1	0	1	-1	7	0	1	1	2
Jeff Schultz	D	31	0	6	6	14	33	1	5	6	-1
Sami Lepisto	D	4	0	4	4	1	3	0	0	0	-4
Bryan Helmer	D	5	0	3	3	3	7	0	0	0	-4
John Erskine	D	24	0	2	2	-3	28	0	2	2	4
Tyler Sloan	D	12	0	1	1	3	14	1	3	4	1
Karl Alzner	D	16	0	1	1	5	14	1	3	4	-6
Oskar Osala	L	2	0	0	0	-1	0	0	0	0	0
Andrew Gordon	R	0	0	0	0	0	1	0	0	0	0
Chris Bourque	L	4	0	0	0	-1	4	1	0	1	1
Graham Mink	R	2	0	0	0	0	0	0	0	0	0
Quintin Laing	L	0	0	0	0	0	1	0	0	0	1
Staffan Kronwall	D	2	0	0	0	-1	1	0	0	0	0
Jay Beagle	C	1	0	0	0	-2	2	0	0	0	-1

Player	Pos	GP	EVEN STRENGTH			POWER PLAY			SHORTHANDED		
			ESG	ESA	ESP	PPG	PPA	PPP	SHG	SHA	SHP
Alex Ovechkin	L	79	36	27	63	19	27	46	1	0	1
Alexander Semin	L	62	26	21	47	8	22	30	0	2	2
Nicklas Backstrom	C	82	8	38	46	14	28	42	0	0	0
Mike Green	D	68	12	22	34	18	20	38	1	0	1
Brooks Laich	C	82	13	14	27	9	15	24	1	1	2
Tomas Fleischmann	R	73	12	14	26	7	4	11	0	0	0
Viktor Kozlov	C	67	11	15	26	2	13	15	0	0	0
Eric Fehr	R	61	11	12	23	1	1	2	0	0	0
Michael Nylander	C	72	5	18	23	4	6	10	0	0	0
Sergei Fedorov	C	52	9	11	20	2	11	13	0	0	0
David Steckel	C	76	6	10	16	0	0	0	2	1	3
Boyd Gordon	C	63	4	9	13	0	0	0	1	0	1
Milan Jurcina	D	79	3	10	13	0	1	1	0	0	0
Shaone Morrisonn	D	72	3	10	13	0	0	0	0	0	0
Matt Bradley	R	81	5	6	11	0	0	0	0	0	0
Jeff Schultz	D	64	0	11	11	0	0	0	1	0	1
Tom Poti	D	52	3	7	10	0	2	2	0	1	1
Karl Alzner	D	30	1	4	5	0	0	0	0	0	0
Chris Clark	R	32	1	4	5	0	1	1	0	0	0
Keith Aucoin	C	12	1	4	5	1	0	1	0	0	0
Tyler Sloan	D	26	1	4	5	0	0	0	0	0	0
Donald Brashear	L	63	1	3	4	0	0	0	0	0	0
John Erskine	D	52	0	3	3	0	0	0	0	1	1
Alexandre Giroux	L	12	1	1	2	0	0	0	0	0	0
Brian Pothier	D	9	1	1	2	0	1	1	0	0	0
Sean Collins	D	15	1	1	2	0	0	0	0	0	0
Bryan Helmer	D	12	0	2	2	0	1	1	0	0	0
Chris Bourque	L	8	1	0	1	0	0	0	0	0	0
Sami Lepisto	D	7	0	1	1	0	3	3	0	0	0
Oskar Osala	L	2	0	0	0	0	0	0	0	0	0
Andrew Gordon	R	1	0	0	0	0	0	0	0	0	0
Graham Mink	R	2	0	0	0	0	0	0	0	0	0
Quintin Laing	L	1	0	0	0	0	0	0	0	0	0
Staffan Kronwall	D	3	0	0	0	0	0	0	0	0	0
Jay Beagle	C	3	0	0	0	0	0	0	0	0	0

2008-09 Statistics

SCORING BY PERIOD

	1st	2nd	3rd	OT
Alex Ovechkin	15-19-34	15-14-29	24-21-45	2-0-2
Nicklas Backstrom	11-26-37	4-17-21	7-23-30	0-1-1
Alexander Semin	13-16-29	9-15-24	10-12-22	2-2-4
Mike Green	10-21-31	12-9-21	9-10-19	0-2-2
Brooks Laich	9-7-16	6-8-14	8-15-23	-
Viktor Kozlov	5-8-13	4-10-14	4-9-13	0-1-1
Tomas Fleischmann	7-9-16	6-4-10	6-5-11	-
Sergei Fedorov	2-8-10	6-8-14	2-5-7	1-1-2
Michael Nylander	1-7-8	2-9-11	6-7-13	0-1-1
Eric Fehr	4-3-7	2-6-8	6-4-10	-
David Steckel	2-5-7	3-3-6	3-3-6	-
Boyd Gordon	1-2-3	0-5-5	4-1-5	0-1-1
Milan Jurcina	0-3-3	2-2-4	1-6-7	-
Shaone Morrisonn	1-3-4	1-1-2	0-6-6	1-0-1
Tom Poti	3-0-3	0-7-7	0-3-3	-
Jeff Schultz	0-2-2	0-2-2	1-6-7	0-1-1
Matt Bradley	1-2-3	2-3-5	2-1-3	-
Keith Aucoin	-	2-1-3	0-3-3	-
Chris Clark	0-1-1	0-3-3	1-0-1	-
Karl Alzner	0-1-1	1-1-2	0-2-2	-
Tyler Sloan	0-3-3	0-1-1	1-0-1	-
Donald Brashear	0-3-3	-	1-0-1	-
John Erskine	0-1-1	0-1-1	0-2-2	-
Sami Lepisto	0-3-3	-	0-1-1	-
Brian Pothier	0-1-1	-	1-1-2	-
Bryan Helmer	0-1-1	0-1-1	0-1-1	-
Sean Collins	1-0-1	-	-	0-1-1
Alexandre Giroux	-	1-0-1	0-1-1	-
Chris Bourque	1-0-1	-	-	-
Jose Theodore	-	0-1-1	0-2-2	-
Brent Johnson	0-1-1	-	-	-

SCORING BY MONTH

	Oct. (9 GP)	Nov. (15 GP)	Dec. (14 GP)	Jan. (12 GP)	Feb. (13 GP)	March (13 GP)	April (6 GP)
Alex Ovechkin	2-3-5	11-14-25	12-7-19	8-5-13	12-7-19	8-11-19	3-7-10
Nicklas Backstrom	0-4-4	5-12-17	6-15-21	1-7-8	5-12-17	4-9-13	1-7-8
Alexander Semin	8-8-16	5-6-11	1-4-5	4-6-10	6-10-16	5-8-13	5-3-8
Mike Green	4-4-8	3-5-8	1-6-7	6-7-13	9-11-20	5-6-10	3-3-6
Brooks Laich	2-4-6	3-4-7	6-3-9	0-4-4	4-5-9	4-6-10	4-4-8
Viktor Kozlov	1-2-3	2-6-8	6-8-14	2-3-5	0-1-1	1-5-6	1-3-4
Tomas Fleischmann	3-2-5	6-3-9	3-2-5	3-3-6	2-5-7	-	2-3-5
Sergei Fedorov	3-5-8	1-0-1	0-3-3	1-2-3	1-9-10	2-1-3	3-2-5
Michael Nylander	2-6-8	0-6-6	1-2-3	2-5-7	2-1-3	1-2-3	1-2-3
Eric Fehr	0-2-2	2-2-4	1-2-3	0-1-1	7-4-11	1-0-1	1-2-3
David Steckel	2-1-3	1-2-3	0-3-3	2-1-3	1-2-3	0-2-2	1-0-1
Boyd Gordon	1-2-3	0-3-3	3-1-4	1-1-2	0-2-2	-	-
Milan Jurcina	1-0-1	0-2-2	2-4-6	0-2-2	0-1-1	0-2-2	-
Shaone Morrisonn	0-1-1	-	1-1-2	0-2-2	2-3-5	0-3-3	-
Tom Poti	0-2-2	3-2-5	0-3-3	-	0-3-3	-	-
Jeff Schultz	0-3-3	0-4-4	-	1-0-1	0-3-3	-	0-1-1
Matt Bradley	1-0-1	2-1-3	0-1-1	1-2-3	0-1-1	1-0-1	0-1-1
Keith Aucoin	-	-	-	-	-	0-2-2	2-2-4
Chris Clark	0-1-1	0-1-1	-	1-2-3	-	-	-
Karl Alzner	-	-	1-3-4	-	0-1-1	-	-
Tyler Sloan	1-0-1	0-3-3	-	0-1-1	-	-	-
Donald Brashear	0-1-1	0-1-1	1-1-2	-	-	-	-
John Erskine	0-1-1	0-1-1	-	-	-	0-2-2	-
Sami Lepisto	-	0-2-2	0-2-2	-	-	-	-
Brian Pothier	-	-	-	-	-	1-0-1	0-2-2
Bryan Helmer	-	-	0-3-3	-	-	-	-
Sean Collins	-	-	0-1-1	1-0-1	-	-	-
Alexandre Giroux	-	-	1-1-2	-	-	-	-
Chris Bourque	-	-	1-0-1	-	-	-	-
Jose Theodore	0-1-1	-	0-1-1	-	0-1-1	-	-
Brent Johnson	-	-	0-1-1	-	-	-	-

2008-09 Situational Statistics

Last 10 games: 6-2-2
 Last 10 at home: 5-3-2
 Last 10 on road: 6-3-1

One-goal games: 19-7-8
 Two-goal games: 17-3-0
 Three-goal games: 14-14-0

Washington scores first: 34-8-3
 Opponent scores first: 16-16-5
 Washington led at one point: 48-8-5
 Washington trailed at one point: 17-24-7

Leading after one period: 30-3-3
 Trailing after one period: 8-14-1
 Tied after one period: 12-7-4

Leading after two periods: 33-3-2
 Trailing after two periods: 4-17-1
 Tied after two periods: 13-4-5

Overtime: 10-8
 Shootout: 4-5

Washington is shut out: 0-3-0
 Washington scores one goal: 0-8-1
 Washington scores two goals: 8-7-2
 Washington scores three goals: 9-2-2
 Washington scores four goals: 13-4-2
 Washington scores five-plus goals: 20-0-1

Opponent is shut out: 2-0-0
 Opponent scores one goal: 17-0-0
 Opponent scores two goals: 15-3-1
 Opponent scores three goals: 8-4-2
 Opponent scores four goals: 7-4-2
 Opponent scores five-plus goals: 1-13-3

Washington outshoots opponent: 32-15-4
 Outshot by opponent: 16-8-4
 Shots are even: 2-1-0

Washington has 10-19 shots on net: 0-0-0
 Washington has 20-29 shots on net: 10-7-2
 Washington has 30-39 shots on net: 34-10-5
 Washington has 40+ shots on net: 6-7-1

Opponent has 10-19 shots on net: 3-0-0
 Opponent has 20-29 shots on net: 24-11-3
 Opponent has 30-39 shots on net: 23-12-4
 Opponent has 40+ shots on net: 0-1-1

Washington has more penalties than opp.: 22-14-3
 Opponent has more penalties: 15-3-3
 Penalties are even: 12-7-2

Washington scores on the power play: 38-14-5
 Opponent scores on the power play: 29-18-6
 Washington fails to score on the power play: 11-9-3
 Opponent fails to score on the power play: 21-6-2
 Caps score PPG and do not allow a PPG: 12-2-0

October: 5-3-1
 November: 8-5-2
 December: 11-3-0
 January: 7-4-1
 February: 9-3-1
 March: 6-5-2
 April: 4-1-1

Playing on a Monday: 3-2-0
 Playing on a Tuesday: 9-6-3
 Playing on a Wednesday: 7-0-1
 Playing on a Thursday: 9-4-0
 Playing on a Friday: 5-3-1
 Playing on a Saturday: 12-7-2
 Playing on a Sunday: 5-2-1

The first of back-to-back games: 9-4-0
 The second of back-to-back games: 6-6-1
 At night: 43-21-7
 Afternoon (before 6 p.m.): 7-3-1

vs. Northeast Division: 12-4-4
 vs. Atlantic Division: 14-2-4
 vs. Southeast Division: 16-8-0
 vs. EASTERN CONFERENCE: 42-14-8

vs. Central Division: 5-2-0
 vs. Pacific Division: 2-4-0
 vs. Northwest Division: 1-4-0
 vs. WESTERN CONFERENCE: 8-10-0

2008-09 SITUATIONAL GOALS

	For	Against
5 on 5	155	142
5 on 4	78	9
5 on 3	5	0
4 on 4	8	8
4 on 3	1	0
3 on 3	0	0
3 on 4	0	2
3 on 5	0	10
4 on 5	4	63
Empty net	16	6
Goalie pulled	3	1
Penalty shot	1	1
First minute of game	1	3
Last minute of game	17	12
First minute of period	11	11
Last minute of period	29	24
Within a minute of Caps goal	10	7
Within a minute of opp. goal	12	7

Quickest back-to-back goals scored: 0:09, Alexander Semin and Sergei Fedorov, 4/3 vs. Buffalo

Quickest back-to-back goals scored, one player: 0:52, Mike Green, 10/10 at Atlanta

Quickest back-to-back goals allowed: 0:08, Steve Eminger and Michael Frolik, 4/11 at Florida

Fastest goal to start a game: 0:15, Alexander Semin, 2/5 vs. Los Angeles

Fastest goal allowed to start a game: 0:26, Kris Versteeg, 10/11 vs. Chicago

Fastest goal to start a period: 0:13, Alex Ovechkin, 12/18 vs. St. Louis, third

Fastest goal allowed to start a period: 0:23, Braydon Coburn, 1/6 vs. Philadelphia, third

Fastest goal after an opponent's goal: 0:11, Matt Bradley, 1/1 vs. Tampa Bay

2008-09 Statistics and Notes

MULTIPLE GAMES

	Goals			Assists			Points				
	2	3	Total	2	3+	Total	2	3	4	5	Total
Alex Ovechkin	10	3	13	10	1	11	17	11	3	-	31
Mike Green	5	-	5	8	1	9	18	5	1	-	24
Nicklas Backstrom	1	-	1	10	5	15	14	5	1	1	21
Alexander Semin	5	-	5	5	2	7	10	5	1	1	17
Brooks Laich	2	-	2	4	1	5	9	2	-	-	11
Viktor Kozlov	1	-	1	5	1	6	6	3	-	-	9
Michael Nylander	1	-	1	3	-	3	6	1	-	-	7
Tomas Fleischmann	1	-	1	1	-	1	8	-	-	-	8
Sergei Fedorov	2	-	2	-	2	2	4	2	-	-	6
Eric Fehr	-	-	-	2	-	2	5	-	-	-	5
Milan Jurcina	-	-	-	1	-	1	1	-	-	-	1
Bryan Helmer	-	-	-	1	-	1	1	-	-	-	1
John Erskine	-	-	-	1	-	1	1	-	-	-	1
Shaone Morrisonn	-	-	-	1	-	1	1	-	-	-	1
Keith Aucoin	-	-	-	-	-	-	1	-	-	-	1
Karl Alzner	-	-	-	-	-	-	1	-	-	-	1
Matt Bradley	-	-	-	-	-	-	1	-	-	-	1
Boyd Gordon	-	-	-	-	-	-	1	-	-	-	1
David Steckel	-	-	-	-	-	-	1	-	-	-	1

THREE STARS

(5 pt., 3 pt., 1 pt. basis)	1st	2nd	3rd	Total	Points
Alex Ovechkin	14	8	2	24	98
Alexander Semin	9	4	4	17	61
Mike Green	3	6	1	10	34
Jose Theodore	3	2	5	10	26
Viktor Kozlov	2	5	1	8	26
Brent Johnson	4	-	2	6	22
Nicklas Backstrom	2	1	6	9	19
Brooks Laich	3	1	1	5	19
Sergei Fedorov	2	1	5	8	18
Tomas Fleischmann	3	-	3	6	18
Michael Nylander	1	2	2	5	13
David Steckel	-	2	3	5	9
Simeon Varlamov	1	1	-	2	8
Karl Alzner	-	2	1	3	7
Matt Bradley	1	-	-	1	5
Bryan Helmer	1	-	-	1	5
Donald Brashear	-	1	1	2	4
Keith Aucoin	-	1	-	1	3
Chris Clark	-	1	-	1	3
John Erskine	-	1	-	1	3
Alexandre Giroux	-	1	-	1	3
Shaone Morrisonn	-	1	-	1	3
Tom Poti	-	1	-	1	3
Eric Fehr	-	-	1	1	1
Boyd Gordon	-	-	1	1	1
Michal Neuvirth	-	-	1	1	1
Brian Pothier	-	-	1	1	1

MILESTONES REACHED IN 2008-09

Nicklas Backstrom	100th NHL point (12/13 at MTL)	Michael Nylander	900th NHL game (2/11 at NYR)
Nicklas Backstrom	100th NHL game (11/19 at ANA)	Michael Nylander	100th Caps point (10/16 at PIT)
Nicklas Backstrom	100th NHL assist (2/14 at TB)	Alex Ovechkin	200th NHL goal (2/5 vs. LA)
Matt Bradley	100th NHL point (12/12 vs. OTT)	Alex Ovechkin	200th NHL assist (4/7 at ATL)
Sergei Fedorov	1200th NHL game (10/16 at PIT)	Alex Ovechkin	300th NHL game (2/15 at FLA)
Sergei Fedorov	474th NHL goal (10/25 at DAL)	Alex Ovechkin	400th NHL point (3/17 at FLA)
Eric Fehr	100th NHL game (3/19 at TB)	Brian Pothier	300th NHL game (4/9 vs. TB)
Mike Green	100th NHL point (1/13 vs. EDM)	Tom Poti	700th NHL game (2/24 vs. PHI)
Mike Green	200th NHL game (1/1 vs. TB)	Alexander Semin	100th NHL goal (3/3 vs. CAR)
Brent Johnson	100th NHL victory (10/13 vs. VAN)	Alexander Semin	100th NHL assist (3/12 at PHI)
Milan Jurcina	200th NHL game (10/16 at PIT)	Alexander Semin	200th NHL game (10/25 at DAL)
Viktor Kozlov	500th NHL point (11/14 vs. NJ)	Alexander Semin	200th NHL point (3/8 vs. PIT)
Brooks Laich	100th NHL point (1/14 at PIT)	David Steckel	100th NHL game (11/29 at CBJ)
Brooks Laich	300th NHL game (3/8 vs. PIT)	Jose Theodore	200th NHL victory (1/19 at NYI)
Shaone Morrisonn	300th NHL game (12/10 vs. BOS)	Jose Theodore	500th NHL game (4/9 at TB)

2008-09 Highs, Lows & Streaks

TEAM

Most goals, game: 7 (two times; last: 2/1 vs. OTT, W 7-4)
 Most goals, period: 4 (three times; last: 4/5 vs. ATL, W 6-4 – third)
 Most goals allowed, game: 7 (four times; last: 4/11 at FLA, L 7-4)
 Most goals allowed, period: 4 (five times; last: 4/11 at FLA, L 7-4 – third)
 Fewest goals, game: 0 (three times; last: 1/9 vs. CBJ, L 3-0)
 Fewest goals allowed, game: 0 (two times; last: 3/17 at FLA, W 3-0)
 Most shots, game: 50 (3/16 at ATL, L 5-1)
 Most shots, period: 25 (12/20 at PHI, L 7-1 – first – tied franchise record)
 Most shots allowed, game: 44 (11/4 at OTT, L 2-1 ot)
 Most shots allowed, period: 19 (3/12 at PHI, W 2-1 – second)
 Fewest shots, game: 21 (two times; last: 11/22 at SJ, L 7-2)
 Fewest shots, period: 3 (two times; last: 11/20 at LA, L 5-2 – first)
 Fewest shots allowed, game: 10 (10/13 vs. VAN, W 5-1)
 Fewest shots allowed, period: 0 (3/17 at FLA, W 3-0 – third – tied franchise record)
 Most penalties, game: 12 (10/10 at ATL, L 7-4)
 Most penalty minutes, game: 39 (12/20 at PHI, L 7-1)
 Fewest penalties, game: 1 (4/11 at FLA, L 7-4)
 Fewest penalty minutes, game: 2 (4/11 at FLA, L 7-4)
 Most power-play goals, game: 3 (eight times; last: 4/3 vs. BUF, L 5-4 ot)
 Most power-play goals, period: 3 (3/27 vs. TB, W 5-3 – first)
 Most power-play goals allowed, game: 3 (three times; last: 2/18 vs. MTL, W 4-3 SO)
 Most power-play goals allowed, period: 2 (five times; last: 2/18 vs. MTL, W 4-3 SO – first)
 Most shorthanded goals, game: 1 (seven times; last: 3/17 at FLA, W 3-0)
 Most shorthanded goals allowed, game: 2 (3/3 vs. CAR, L 5-2)
 Largest margin of victory: 4 (four times; last: 2/14 at TB, W 5-1)
 Largest margin of defeat: 6 (12/20 at PHI, L 7-1)
 Longest winning streak: 7 games (12/23-1/6, 7-0-0)
 Longest home winning streak: 9 games (12/4-1/6, 9-0-0)
 Longest road winning streak: 5 games (2/14-3/12, 5-0-0)
 Longest losing streak: 4 games (3/1-3/8, 0-3-1)
 Longest home losing streak: 4 games (3/1-3/8, 0-3-1)
 Longest road losing streak: 4 games (11/20-11/29, 0-4-0)
 Largest deficit overcome in a win: 4 goals (12/23 at NYR, W 5-4 ot)
 Largest deficit overcome in an OT or SO loss: 2 goals (3/8 vs. PIT, L 4-3 so)
 Largest lead surrendered in a loss: 1 goal (three times; last: 3/1 vs. FLA, L 6-2)
 Largest lead surrendered in an OT or SO loss: 1 goal (four times; last: 4/3 vs. BUF, L 5-4 ot)

INDIVIDUAL

Most goals, game: 3 (three times, all Alex Ovechkin: 11/26 vs. ATL, W 5-3; 2/1 vs. OTT, W 7-4; 2/15 at FLA, W 4-2)
 Most goals, period: 2 (12 times; last: Sergei Fedorov, 4/3 vs. BUF, L 5-4 ot – second)
 Most assists, game: 4 (Nicklas Backstrom, 11/15 at NJ, L 6-5 so)
 Most assists, period: 3 (Alex Ovechkin, 11/19 at ANA, W 6-4 – first)
 Most points, game: 5 (two times: Alexander Semin, 11/12 at CAR, W 5-1, and Nicklas Backstrom, 11/15 at NJ, L 6-5 so)
 Most points, period: 3 (five times; last: Nicklas Backstrom and Alex Ovechkin, 3/27 vs. TB, W 5-3 – first)
 Most power-play goals, game: 2 (six times; last: Mike Green, 4/1 vs. NYI, W 5-3)
 Most shorthanded goals, game: 1 (six times; last: Mike Green, 2/7 vs. FLA, W 3-1)
 Most penalty minutes, game: 26 (Donald Brashear, 12/20 at PHI, L 7-1)
 Most saves, game: 42 (Brent Johnson, 11/4 at OTT, L 2-1 ot)
 Most saves, period: 18 (Jose Theodore, 3/12 at PHI, W 2-1 – second)
 Most ice time, game: 34:05 (Mike Green, 10/18 vs. NJ, L 4-3 so)
 Most shots on goal, game: 13 (Alex Ovechkin, 12/23 at NYR, W 5-4 ot)
 Most faceoff wins, game: 16 (three times; last: David Steckel, 4/3 vs. BUF, L 5-4 ot)
 Most faceoffs taken, game: 23 (two times; last: Sergei Fedorov, 3/10 at NSH, W 2-1 ot)
 Most hits, game: 13 (Alex Ovechkin, 2/11 at NYR, L 5-4 ot)
 Most blocked shots, game: 7 (Tom Poti, 3/17 at FLA, W 3-0)
 Longest point streak: 10 games (four times, three by Alex Ovechkin and one by Nicklas Backstrom)
 Longest goal streak: 8 games (Mike Green, 1/27-2/14, 10g)
 Longest assist streak: 7 games (Alex Ovechkin, 11/10-11/22, 10a)

2008-09 Shootout Results

Date	Shootout Score	Rounds	Clinching Goal	Goaltender	Site
3/24/09	Toronto 1, Capitals 0	3	Jeff Hamilton	Jose Theodore	Toronto
3/14/09	Capitals 2, Carolina 0	3	Alexander Semin	Jose Theodore	Washington
3/8/09	Pittsburgh 1, Capitals 0	3	Sidney Crosby	Jose Theodore	Washington
2/18/09	Capitals 2, Montreal 0	2	Alexander Semin	Jose Theodore	Washington
2/11/09	NY Rangers 2, Capitals 1	4	Ryan Callahan	Jose Theodore	New York
1/6/09	Capitals 1, Philadelphia 0	3	Viktor Kozlov	Jose Theodore	Washington
11/15/08	New Jersey 1, Capitals 0	3	Zach Parise	Jose Theodore	New Jersey
10/28/08	Capitals 2, Nashville 1	4	Michael Nylander	Jose Theodore	Washington
10/18/08	New Jersey 1, Capitals 0	3	Zach Parise	Brent Johnson	Washington

Player	1st	2nd	3rd	Addl.	Total	GWG	Career
Alexander Semin	1/2	2/5	-	-	3/7	2	8/24
Michael Nylander	0/2	-	-	1/1	1/3	1	11/28
Viktor Kozlov	1/4	0/1	-	-	1/5	1	17/37
Alex Ovechkin	-	0/1	2/6	-	2/7	-	11/38
Nicklas Backstrom	0/1	1/1	0/1	-	1/3	-	2/5
Boyd Gordon	-	-	0/1	-	0/1	-	1/4
Sergei Fedorov	-	0/1	-	-	0/1	-	2/11
Brooks Laich	-	-	-	0/1	0/1	-	2/11
Matt Bradley	-	-	-	-	-	-	1/3
Donald Brashear	-	-	-	-	-	-	0/2
Chris Clark	-	-	-	-	-	-	0/2
John Erskine	-	-	-	-	-	-	0/1
Eric Fehr	-	-	-	-	-	-	0/1
Tomas Fleischmann	-	-	-	-	-	-	0/4
Mike Green	-	-	-	-	-	-	0/3
Tom Poti	-	-	-	-	-	-	0/3
David Steckel	-	-	-	-	-	-	0/1

Goaltenders

Brent Johnson	0-1 record, 3 attempts, 1 GA (Career: 3-7 record, 10 GA on 36 attempts)
Jose Theodore	4-4 record, 22 attempts, 6 GA (Career: 13-6 record, 13 GA on 62 attempts)

2008-09 Game-by-Game Statistics

Date	Opp.	Alzner-27	Aucoin-20	Backstrom-19	Beagle-83	Bourque-56	Bradley-10	Brashear-87	Clark-17
Oct. 10	at ATL	HERSHEY	HERSHEY	0-1 1/E/0 18:26	HERSHEY	HERSHEY	0-0 3/-1/5 9:46	0-0 2/-1/7 8:38	0-0 1/-1/0 11:45
Oct. 11	CHI	HERSHEY	HERSHEY	0-0 1/+1/0 14:44	HERSHEY	HERSHEY	1-0 1/+2/0 12:05	0-1 1/+1/0 8:56	0-0 1/-1/0 10:40
Oct. 13	VAN	HERSHEY	HERSHEY	0-0 3/E/0 21:36	HERSHEY	HERSHEY	0-0 2/E/0 11:53	0-0 1/E/0 9:41	0-1 1/+1/2 13:18
Oct. 16	at PIT	HERSHEY	HERSHEY	0-0 3/E/0 20:23	HERSHEY	HERSHEY	0-0 1/E/5 8:05	INJURED	0-0 0/E/0 15:36
Oct. 18	NJ	HERSHEY	HERSHEY	0-0 2/E/0 23:21	HERSHEY	0-0 2/E/0 11:25	0-0 0/E/0 10:45	INJURED	0-0 1/E/2 15:26
Oct. 21	at CGY	HERSHEY	HERSHEY	0-0 1/E/0 16:16	HERSHEY	HERSHEY	0-0 3/E/0 7:27	0-0 2/E/0 4:46	0-0 1/E/2 14:17
Oct. 23	at PHX	HERSHEY	HERSHEY	0-1 3/E/0 19:01	HERSHEY	HERSHEY	0-0 2/-1/0 10:06	0-0 0/-1/0 8:45	0-0 3/E/0 15:17
Oct. 25	at DAL	HERSHEY	HERSHEY	0-1 2/E/0 18:36	HERSHEY	HERSHEY	0-0 3/E/0 10:05	0-0 0/E/5 9:29	0-0 2/+1/0 11:19
Oct. 28	NSH	HERSHEY	HERSHEY	0-1 1/E/2 16:46	HERSHEY	HERSHEY	0-0 2/-1/0 9:55	0-0 0/-1/0 8:55	0-0 1/E/2 11:37
Nov. 1	at BUF	HERSHEY	HERSHEY	0-0 3/-1/2 17:11	HERSHEY	HERSHEY	0-0 0/-1/0 7:06	0-0 1/-1/4 7:46	0-0 0/-1/0 13:00
Nov. 4	at OTT	HERSHEY	HERSHEY	0-0 4/E/0 17:04	HERSHEY	HERSHEY	0-0 1/-1/0 12:01	0-0 0/E/0 7:58	0-0 0/E/0 7:58
Nov. 6	CAR	HERSHEY	HERSHEY	0-0 4/+1/0 19:16	HERSHEY	HERSHEY	0-0 1/E/0 10:48	0-0 0/E/5 6:20	0-1 1/-1/2 8:57
Nov. 8	NYR	HERSHEY	HERSHEY	0-1 3/E/2 19:39	HERSHEY	HERSHEY	0-0 2/+1/0 10:48	0-0 0/+1/0 9:25	INJURED
Nov. 10	TB	HERSHEY	HERSHEY	0-1 2/+2/0 18:21	HERSHEY	HERSHEY	0-0 1/+1/0 10:17	0-1 1/+1/4 11:04	0-0 0/E/0 12:35
Nov. 12	at CAR	HERSHEY	HERSHEY	1-3 2/+4/0 16:31	HERSHEY	HERSHEY	0-0 2/E/0 11:07	0-0 1/E/0 8:05	0-0 0/E/0 12:09
Nov. 14	NJ	HERSHEY	HERSHEY	0-1 0/+1/0 17:39	HERSHEY	HERSHEY	0-0 1/E/0 13:08	0-0 0/E/0 11:17	0-0 1/E/0 11:35
Nov. 15	at NJ	HERSHEY	HERSHEY	1-4 3/+3/0 20:37	HERSHEY	HERSHEY	0-0 0/E/0 11:58	0-0 1/E/0 10:56	0-0 0/-2/0 12:52
Nov. 19	at ANA	HERSHEY	HERSHEY	1-0 3/+1/0 21:09	HERSHEY	HERSHEY	1-0 1/+1/0 10:34	0-0 0/-1/5 7:10	0-1 3/-1/0 11:36
Nov. 20	at LA	HERSHEY	HERSHEY	1-0 3/-4/0 18:15	HERSHEY	HERSHEY	0-0 0/E/0 10:37	0-0 0/E/0 10:12	0-0 1/+1/4 15:29
Nov. 22	at SJ	HERSHEY	HERSHEY	0-1 0/-1/2 17:05	HERSHEY	HERSHEY	0-1 2/-1/0 13:24	0-0 1/E/15 5:13	0-0 2/E/0 13:15
Nov. 24	at MIN	HERSHEY	HERSHEY	1-0 3/-1/0 20:29	HERSHEY	HERSHEY	1-0 3/+1/0 14:10	0-0 0/-1/0 7:49	0-0 0/-1/0 7:27
Nov. 26	ATL	0-0 1/E/0 21:06	HERSHEY	0-0 2/+1/2 18:33	HERSHEY	0-0 3/-1/0 11:42	0-0 2/E/2 13:42	0-0 0/E/0 12:27	INJURED
Nov. 28	MTL	0-0 1/+1/0 23:22	HERSHEY	0-1 1/+1/0 18:52	HERSHEY	0-0 2/E/0 12:14	0-0 2/+1/0 12:40	0-0 1/E/0 10:52	INJURED
Nov. 29	at CBJ	0-0 0/-2/0 13:32	HERSHEY	0-0 4/-2/0 21:42	HERSHEY	0-0 0/E/0 11:27	0-0 0/-1/0 11:09	0-0 1/E/0 7:32	INJURED
Dec. 2	FLA	0-0 0/-1/0 20:06	HERSHEY	1-1 2/-2/0 21:27	HERSHEY	HERSHEY	0-0 1/E/0 12:02	0-0 0/E/0 6:43	INJURED
Dec. 4	NYI	0-1 1/+1/0 20:16	0-0 1/E/0 10:08	1-0 3/E/2 20:01	HERSHEY	HERSHEY	0-0 5/+1/0 10:47	1-0 1/+1/0 6:34	INJURED
Dec. 6	at TOR	1-1 1/+2/0 23:06	0-0 2/+2/0 13:29	0-0 4/E/0 20:41	HERSHEY	HERSHEY	0-0 2/E/0 10:49	0-0 1/E/0 7:30	INJURED
Dec. 7	at CAR	0-0 3/E/0 21:29	0-0 2/E/0 12:22	1-0 2/-3/0 19:24	HERSHEY	HERSHEY	0-0 2/E/0 11:35	0-0 2/E/0 9:53	INJURED
Dec. 10	BOS	0-0 0/+2/0 20:44	HERSHEY	1-1 2/+1/0 19:57	HERSHEY	HERSHEY	0-0 1/E/0 15:32	0-0 0/E/0 9:40	INJURED
Dec. 12	OTT	0-0 1/+2/0 15:45	HERSHEY	0-3 2/-1/0 18:43	HERSHEY	HERSHEY	0-1 3/+1/0 10:20	0-0 0/-1/0 10:22	INJURED
Dec. 13	at MTL	0-0 1/-1/0 21:33	HERSHEY	1-0 2/E/2 13:45	HERSHEY	HERSHEY	0-0 1/E/0 13:22	0-0 0/E/2 7:38	INJURED
Dec. 16	at NYI	0-1 2/+2/0 19:56	HERSHEY	0-2 0/+2/0 24:16	HERSHEY	HERSHEY	0-0 3/-1/5 10:08	0-1 3/+1/0 9:14	INJURED
Dec. 18	STL	0-0 0/+2/0 19:44	HERSHEY	0-1 0/E/2 19:05	HERSHEY	HERSHEY	0-0 1/E/0 11:29	0-0 1/+1/0 9:04	INJURED
Dec. 20	at PHI	0-0 2/E/0 24:45	HERSHEY	0-0 4/-2/0 17:22	HERSHEY	HERSHEY	0-0 1/-1/5 11:37	0-0 0/E/26 7:41	INJURED
Dec. 23	at NYR	0-0 0/-3/0 21:28	HERSHEY	0-3 1/-1/0 20:41	HERSHEY	HERSHEY	0-0 1/E/0 11:29	INJURED	INJURED
Dec. 26	BUF	0-0 0/E/0 21:47	HERSHEY	0-1 1/+2/0 21:11	HERSHEY	HERSHEY	0-0 2/E/0 12:39	0-0 0/E/0 11:15	0-0 0/E/0 11:53
Dec. 28	TOR	0-0 3/+1/0 22:39	HERSHEY	0-2 2/+2/0 19:51	HERSHEY	HERSHEY	0-0 0/E/0 11:15	0-0 1/E/0 10:02	0-0 1/E/2 11:29
Dec. 30	at BUF	INJURED	HERSHEY	1-1 3/-1/0 17:47	HERSHEY	1-0 1/+1/0 9:59	0-0 1/E/0 13:02	INJURED	0-0 3/E/2 12:38
Jan. 1	TB	0-0 1/+1/0 20:54	HERSHEY	0-2 2/-1/0 19:27	HERSHEY	0-0 2/E/0 10:45	1-1 2/+3/0 16:21	INJURED	1-0 3/+1/5 11:30
Jan. 3	NYR	0-0 1/-1/0 18:28	HERSHEY	0-0 1/E/0 20:55	HERSHEY	HERSHEY	0-0 2/E/2 12:50	0-0 1/E/0 9:01	0-0 1/E/5 9:09
Jan. 6	PHI	0-0 2/E/0 21:59	HERSHEY	1-0 2/E/0 23:02	HERSHEY	HERSHEY	0-0 1/E/0 11:25	0-0 0/E/0 10:17	0-0 3/E/0 10:09
Jan. 9	CBJ	0-0 1/-1/0 19:14	HERSHEY	0-0 6/E/0 23:42	HERSHEY	HERSHEY	0-0 1/-1/0 6:46	0-0 0/-1/4 5:09	0-0 1/E/0 7:42
Jan. 10	at MTL	0-0 2/E/0 24:16	HERSHEY	0-0 1/E/2 21:41	HERSHEY	HERSHEY	0-1 0/+1/0 14:42	0-0 3/E/2 6:22	0-0 2/E/0 6:51
Jan. 13	EDM	0-0 3/-1/2 19:36	HERSHEY	0-0 0/E/0 18:04	HERSHEY	HERSHEY	0-0 1/E/0 8:58	0-0 1/-1/0 6:24	0-0 1/-1/0 10:29
Jan. 14	at PIT	0-0 0/-1/0 13:55	HERSHEY	0-3 1/+2/2 19:21	HERSHEY	HERSHEY	0-0 0/E/0 11:46	0-0 0/E/4 7:06	DND
Jan. 17	BOS	0-0 0/E/0 13:53	HERSHEY	0-0 1/E/2 22:14	HERSHEY	HERSHEY	0-0 0/E/0 10:49	0-0 1/E/0 7:30	DND
Jan. 19	at NYI	0-0 2/E/0 16:15	HERSHEY	0-0 0/E/2 18:30	HERSHEY	HERSHEY	0-0 1/E/0 10:07	0-0 0/E/0 7:59	0-0 1/E/2 12:34
Jan. 20	at OTT	0-0 1/E/0 15:53	HERSHEY	0-0 2/E/0 18:03	HERSHEY	HERSHEY	0-0 1/E/0 12:41	0-0 1/E/2 9:53	0-1 0/+1/0 10:29
Jan. 27	at BOS	0-0 0/E/0 19:12	HERSHEY	0-0 1/-1/2 21:07	HERSHEY	HERSHEY	0-0 1/E/0 11:07	0-0 0/E/7 8:51	0-1 1/+1/2 9:12
Jan. 31	DET	HERSHEY	HERSHEY	0-2 4/+1/0 16:36	HERSHEY	HERSHEY	0-0 0/E/0 10:07	0-0 2/E/0 7:16	DND
Feb. 1	OTT	HERSHEY	HERSHEY	1-2 4/+2/0 17:49	HERSHEY	HERSHEY	0-0 0/E/0 10:44	0-0 1/E/2 9:43	DND
Feb. 3	at NJ	HERSHEY	HERSHEY	0-0 1/-1/0 22:15	HERSHEY	HERSHEY	DND	0-0 2/E/2 11:22	INJURED
Feb. 6	LA	HERSHEY	HERSHEY	0-2 5/+1/2 18:10	HERSHEY	HERSHEY	0-0 2/E/5 7:53	0-0 0/E/0 6:37	INJURED
Feb. 7	FLA	0-0 0/-1/0 18:15	HERSHEY	0-0 2/E/0 21:37	HERSHEY	HERSHEY	0-0 0/E/0 8:35	0-0 0/E/0 8:08	INJURED
Feb. 11	at NYR	0-1 1/-3/0 14:05	HERSHEY	0-1 3/-1/0 21:47	0-0 3/E/0 7:41	HERSHEY	0-0 1/E/5 9:36	0-0 0/E/5 7:51	INJURED
Feb. 14	at TB	DND	HERSHEY	0-2 1/+1/0 18:26	DND	HERSHEY	0-0 1/E/0 11:09	0-0 1/+1/0 11:05	INJURED
Feb. 15	at FLA	0-0 1/E/0 15:29	HERSHEY	0-2 0/+2/2 20:09	0-0 1/-1/0 5:55	HERSHEY	0-0 2/E/0 11:48	0-0 0/-1/4 6:31	INJURED
Feb. 18	MTL	HERSHEY	HERSHEY	1-0 4/+1/0 23:52	HERSHEY	HERSHEY	0-0 2/E/0 11:23	0-0 2/E/0 8:55	INJURED
Feb. 20	COL	HERSHEY	HERSHEY	1-0 3/E/2 21:42	HERSHEY	HERSHEY	0-0 0/-3/0 7:55	0-0 0/-1/0 6:28	INJURED
Feb. 22	PIT	HERSHEY	HERSHEY	0-2 0/E/0 20:23	HERSHEY	HERSHEY	0-0 1/E/0 9:07	0-0 1/E/2 8:02	INJURED
Feb. 24	PHI	HERSHEY	HERSHEY	1-0 2/E/0 23:34	HERSHEY	HERSHEY	0-0 1/-1/0 7:09	0-0 1/-1/2 8:17	INJURED
Feb. 26	ATL	HERSHEY	HERSHEY	0-1 0/E/0 21:31	HERSHEY	HERSHEY	0-0 0/-1/2 6:59	0-0 1/E/5 5:23	INJURED
Feb. 28	at BOS	HERSHEY	HERSHEY	1-0 3/E/2 21:59	HERSHEY	HERSHEY	0-1 0/+1/2 11:23	0-0 0/E/0 10:30	INJURED
Mar. 1	FLA	HERSHEY	HERSHEY	0-1 2/E/2 20:52	0-0 1/-2/2 9:12	HERSHEY	0-0 1/-1/5 8:08	0-0 1/-1/0 7:29	INJURED
Mar. 3	CAR	HERSHEY	HERSHEY	0-0 4/-2/0 19:26	HERSHEY	HERSHEY	0-0 1/E/0 7:23	0-0 1/E/0 4:12	INJURED
Mar. 5	TOR	HERSHEY	HERSHEY	0-1 2/E/2 21:54	HERSHEY	HERSHEY	0-0 1/+1/5 10:50	0-0 0/E/0 5:15	INJURED
Mar. 8	PIT	HERSHEY	HERSHEY	0-1 1/E/2 23:19	HERSHEY	HERSHEY	0-0 0/E/2 7:09	0-0 1/E/2 7:08	INJURED
Mar. 10	at NSH	HERSHEY	HERSHEY	1-0 4/E/0 23:57	HERSHEY	HERSHEY	0-0 0/E/5 4:48	0-0 0/E/5 2:04	INJURED
Mar. 12	at PHI	HERSHEY	HERSHEY	0-1 1/+1/4 19:32	HERSHEY	HERSHEY	0-0 1/E/0 8:00	INJURED	INJURED
Mar. 14	CAR	HERSHEY	0-0 0/E/0 8:22	1-1 2/-2/0 22:04	HERSHEY	HERSHEY	0-0 1/E/0 11:41	INJURED	INJURED
Mar. 16	at ATL	HERSHEY	0-1 1/+1/0 11:57	0-0 3/-2/0 20:24	HERSHEY	HERSHEY	0-0 1/E/0 9:23	INJURED	INJURED
Mar. 17	at FLA	HERSHEY	DND	0-0 1/+1/0 18:43	HERSHEY	HERSHEY	0-0 1/E/0 10:16	INJURED	INJURED
Mar. 19	at TB	HERSHEY	HERSHEY	0-1 3/+2/0 19:51	HERSHEY	HERSHEY	1-0 1/+1/0 10:33	INJURED	INJURED
Mar. 21	at CAR	HERSHEY	HERSHEY	0-1 4/E/2 21:27	HERSHEY	0-0 0/E/0 5:04	0-0 0/E/2 8:42	INJURED	INJURED
Mar. 24	at TOR	HERSHEY	HERSHEY	0-1 3/+1/0 22:29	HERSHEY	0-0 1/E/0 5:35	0-0 0/E/0 9:05	INJURED	INJURED
Mar. 27	TB	HERSHEY	0-1 2/+1/0 9:14	2-1 3/+1/0 19:58	HERSHEY	HERSHEY	0-0 1/-1/0 12:03	INJURED	INJURED
Apr. 1	NYI	HERSHEY	1-0 2/+1/0 11:50	1-1 4/+1/0 21:05	HERSHEY	HERSHEY	0-0 0/E/0 9:18	INJURED	INJURED
Apr. 3	BUF	HERSHEY	0-0 0/-1/2 8:11	0-0 2/-1/0 19:44	HERSHEY	HERSHEY	0-0 3/E/0 10:21	INJURED	INJURED
Apr. 5	ATL	HERSHEY	1-1 3/+1/2 10:19	0-1 0/-1/0 24:12	HERSHEY	HERSHEY	0-0 3/E/2 8:24	INJURED	INJURED
Apr. 7	at ATL	HERSHEY	0-0 1/E/0 8:32	0-2 1/+2/0 17:22	HERSHEY	HERSHEY	0-0 1/E/0 9:31	INJURED	INJURED
Apr. 9	at TB	HERSHEY	0-1 1/+1/0 7:54	0-1 1/-1/0 17:10	HERSHEY	HERSHEY	0-1 1/+1/0 10:59	INJURED	INJURED
Apr. 11	at FLA	HERSHEY	0-0 0/-1/0 11:31	0-2 2/+2/0 20:16	HERSHEY	HERSHEY	0-0 2/-1/0 11:45	INJURED	INJURED

2008-09 Game-by-Game Statistics

Date	Opp.	Collins-62	Erskine-4	Fedorov-91	Fehr-16	Fleischmann-14	Giroux-33	A. Gordon-63	B. Gordon-15
Oct. 10	at ATL	HERSHEY	0-0 1/E/5 13:40	0-1 4/E/0 16:44	DND	0-0 1/-2/0 9:51	HERSHEY	HERSHEY	DND
Oct. 11	CHI	HERSHEY	0-0 0/E/0 16:00	0-0 2/E/0 17:56	DND	0-0 2/-1/0 14:41	HERSHEY	HERSHEY	DND
Oct. 13	VAN	HERSHEY	DND	D-0-1 4/+3/0 20:21	DND	0-1 0/+1/0 12:14	HERSHEY	HERSHEY	0-1 1/+1/0 12:52
Oct. 16	at PIT	HERSHEY	0-0 2/+2/2 15:10	D-0-1 3/+2/0 23:17	0-2 1/+2/0 9:41	1-1 2/+2/0 13:39	HERSHEY	HERSHEY	1-0 1/+1/0 13:23
Oct. 18	NJ	HERSHEY	0-1 0/E/2 14:43	D-0-1 2/+1/0 20:45	0-0 1/-1/0 8:03	0-0 1/E/0 15:03	HERSHEY	HERSHEY	0-0 2/-1/0 12:14
Oct. 21	at CGY	HERSHEY	0-0 1/E/2 14:50	1-0 2/+2/2 17:53	DND	0-0 5/-1/0 17:23	HERSHEY	HERSHEY	0-0 0/E/2 10:47
Oct. 23	at PHX	HERSHEY	INJURED	D-0-0 3/E/4 25:30	0-0 0/E/0 6:20	0-0 1/E/0 13:56	HERSHEY	HERSHEY	0-0 1/E/0 11:27
Oct. 25	at DAL	HERSHEY	0-0 1/+1/0 18:47	2-0 3/E/2 21:05	DND	2-0 4/+1/0 15:07	HERSHEY	HERSHEY	0-1 0/E/0 16:04
Oct. 28	NSH	HERSHEY	0-0 1/E/0 19:56	0-1 3/E/0 21:32	DND	0-0 3/E/0 16:13	HERSHEY	HERSHEY	0-0 0/-1/0 16:36
Nov. 1	at BUF	HERSHEY	0-0 0/-1/2 17:12	0-0 4/-1/2 19:32	DND	0-0 2/-2/2 16:11	HERSHEY	HERSHEY	0-0 2/-1/0 13:04
Nov. 4	at OTT	HERSHEY	0-0 0/+1/0 15:34	0-0 2/-1/4 17:27	DND	1-0 4/E/0 16:59	HERSHEY	HERSHEY	0-0 0/E/0 13:40
Nov. 6	CAR	HERSHEY	0-0 3/-2/0 15:59	1-0 5/+1/2 13:37	DND	0-0 1/-2/0 13:31	HERSHEY	HERSHEY	0-0 3/E/0 13:16
Nov. 8	NYR	HERSHEY	0-0 2/E/0 17:40	INJURED	0-0 1/E/0 9:53	0-0 4/E/0 16:41	HERSHEY	HERSHEY	0-1 0/+2/0 14:50
Nov. 10	TB	HERSHEY	0-1 1/+1/4 18:33	INJURED	1-0 4/+1/0 10:14	0-0 1/E/0 15:27	HERSHEY	HERSHEY	0-0 1/E/0 14:04
Nov. 12	at CAR	HERSHEY	0-0 2/E/2 16:37	INJURED	DND	0-0 2/E/0 15:13	HERSHEY	HERSHEY	0-0 1/E/2 12:03
Nov. 14	NJ	HERSHEY	0-0 1/E/0 16:44	INJURED	0-0 1/E/0 13:50	1-0 4/E/2 14:40	HERSHEY	HERSHEY	0-0 4/E/0 14:55
Nov. 15	at NJ	HERSHEY	0-0 0/E/0 16:23	INJURED	0-0 1/E/0 12:25	1-0 2/-2/0 16:48	HERSHEY	HERSHEY	0-1 1/+1/2 14:56
Nov. 19	at ANA	HERSHEY	0-0 0/+1/6 19:03	INJURED	0-0 4/-1/0 9:02	1-0 1/-1/0 17:19	HERSHEY	HERSHEY	0-1 2/-1/0 17:07
Nov. 20	at LA	HERSHEY	0-0 0/E/0 19:08	INJURED	0-0 3/E/2 11:10	0-0 1/-1/0 14:03	HERSHEY	HERSHEY	0-0 1/E/0 15:36
Nov. 22	at SJ	HERSHEY	0-0 1/-1/2 16:47	0-0 0/E/0 4:54	DND	1-0 2/-1/0 16:00	HERSHEY	HERSHEY	0-0 2/-2/0 15:44
Nov. 24	at MIN	HERSHEY	0-0 0/-1/2 12:14	INJURED	0-2 2/+1/0 13:07	0-1 3/+1/0 18:57	HERSHEY	HERSHEY	0-0 0/-1/0 3:41
Nov. 26	ATL	HERSHEY	INJURED	INJURED	1-0 4/+1/0 14:55	0-2 1/+1/0 16:17	HERSHEY	HERSHEY	INJURED
Nov. 28	MTL	HERSHEY	INJURED	INJURED	0-0 2/+1/0 12:20	1-0 1/+1/2 12:34	HERSHEY	HERSHEY	INJURED
Nov. 29	at CBJ	HERSHEY	INJURED	INJURED	0-0 3/-1/2 15:06	0-0 3/-1/0 17:45	HERSHEY	HERSHEY	INJURED
Dec. 2	FLA	HERSHEY	INJURED	INJURED	0-0 3/E/2 12:35	1-1 1/-1/E 15:37	HERSHEY	HERSHEY	0-0 1/E/0 9:56
Dec. 4	NYI	HERSHEY	INJURED	INJURED	1-0 4/-1/2 9:00	0-0 1/E/0 16:51	HERSHEY	HERSHEY	0-0 1/E/0 16:13
Dec. 6	at TOR	0-0 1/E/0 13:42	INJURED	INJURED	0-0 0/E/0 4:52	0-0 3/E/0 18:59	HERSHEY	HERSHEY	0-0 0/E/0 14:26
Dec. 7	at CAR	0-0 0/E/2 14:50	INJURED	INJURED	INJURED	0-0 2/E/0 14:19	0-0 2/E/0 11:48	HERSHEY	0-0 0/E/0 14:23
Dec. 10	BOS	0-0 0/E/2 16:48	INJURED	INJURED	INJURED	1-0 3/+1/0 10:14	HERSHEY	HERSHEY	0-0 2/-1/0 14:29
Dec. 12	OTT	HERSHEY	INJURED	0-3 1/+1/0 13:33	INJURED	INJURED	0-0 3/E/4 10:24	HERSHEY	0-0 0/-1/0 14:12
Dec. 13	at MTL	DND	INJURED	0-0 1/E/0 10:01	INJURED	INJURED	0-1 1/+1/0 10:52	HERSHEY	0-0 2/E/0 17:18
Dec. 16	at NYI	0-0 1/E/4 13:07	INJURED	INJURED	INJURED	0-0 2/-1/2 17:39	0-0 1/E/2 8:48	HERSHEY	1-0 3/+1/0 13:37
Dec. 18	STL	0-0 1/+1/0 13:17	INJURED	INJURED	0-1 0/+1/2 9:27	1-0 2/+1/0 11:39	DND	HERSHEY	0-1 3/+1/0 13:13
Dec. 20	at PHI	0-0 0/+1/0 15:12	INJURED	INJURED	0-0 5/E/0 14:38	0-1 2/-2/0 17:00	0-0 2/-1/0 10:11	HERSHEY	0-0 1/-1/0 13:52
Dec. 23	at NYR	0-1 1/+1/0 16:18	INJURED	INJURED	0-0 1/+1/2 15:51	1-0 2/-1/0 14:09	0-0 3/E/0 14:22	0-0 1/E/0 7:12	0-0 2/E/0 14:38
Dec. 26	BUF	0-0 4/-1/0 17:41	INJURED	INJURED	0-0 4/E/0 14:20	ILLNESS	0-0 1/E/0 12:55	HERSHEY	1-0 2/E/0 12:27
Dec. 28	TOR	0-0 0/-1/2 16:02	INJURED	INJURED	0-0 2/E/0 12:06	ILLNESS	0-0 0/E/0 9:05	HERSHEY	0-0 0/E/0 14:49
Dec. 30	at BUF	0-0 0/+1/0 15:02	INJURED	INJURED	0-1 2/+1/0 10:44	ILLNESS	0-0 1/E/0 10:32	HERSHEY	1-0 1/+1/0 14:01
Jan. 1	TB	1-0 1/E/0 14:18	INJURED	INJURED	0-0 2/-1/0 11:17	ILLNESS	0-0 2/+3/0 9:36	HERSHEY	1-1 1/+2/2 11:36
Jan. 3	NYR	0-0 3/E/0 17:21	INJURED	INJURED	0-0 3/-1/0 12:12	ILLNESS	HERSHEY	HERSHEY	0-0 0/E/0 13:42
Jan. 6	PHI	0-0 2/E/0 14:18	INJURED	INJURED	0-0 2/E/0 12:45	ILLNESS	HERSHEY	HERSHEY	0-0 0/E/2 12:20
Jan. 9	CBJ	0-0 0/E/0 12:07	INJURED	0-0 4/E/0 15:55	DND	0-0 2/E/0 16:25	HERSHEY	HERSHEY	DNP
Jan. 10	at MTL	0-0 0/-1/2 8:04	INJURED	INJURED	0-0 1/-1/0 6:14	1-0 2/E/0 12:22	HERSHEY	HERSHEY	INJURED
Jan. 13	EDM	HERSHEY	0-0 2/E/0 17:30	0-0 2/-2/0 14:41	DND	1-0 2/-1/4 15:39	HERSHEY	HERSHEY	INJURED
Jan. 14	at PIT	HERSHEY	0-0 0/+1/0 21:21	0-1 3/E/0 16:05	0-0 1/-1/0 8:10	1-1 4/+1/0 14:35	HERSHEY	HERSHEY	INJURED
Jan. 17	BOS	HERSHEY	0-0 2/+1/2 19:52	0-0 0/+1/0 13:43	0-0 1/E/0 8:39	0-0 1/+1/0 13:58	HERSHEY	HERSHEY	INJURED
Jan. 19	at NYI	HERSHEY	0-0 3/E/0 20:39	0-1 1/E/2 16:22	DND	0-0 1/E/0 14:00	HERSHEY	HERSHEY	0-0 0/E/0 13:45
Jan. 20	at OTT	HERSHEY	0-0 0/+1/0 17:08	1-0 2/+1/4 15:01	DND	0-1 0/+2/0 12:40	HERSHEY	HERSHEY	0-0 0/E/0 13:24
Jan. 27	at BOS	HERSHEY	0-0 2/E/0 15:11	0-0 1/E/0 16:16	DND	0-1 2/+1/0 15:57	HERSHEY	HERSHEY	0-0 1/E/0 13:43
Jan. 31	DET	HERSHEY	0-0 0/+1/0 17:56	0-0 0/-1/0 15:12	0-1 5/+1/2 9:35	0-0 0/+1/0 15:25	HERSHEY	HERSHEY	DND
Feb. 1	OTT	HERSHEY	0-0 0/-2/0 14:55	0-3 0/+1/0 15:08	1-0 3/+1/0 11:05	0-0 2/+1/0 14:28	HERSHEY	HERSHEY	0-0 2/E/2 12:35
Feb. 3	at NJ	HERSHEY	0-0 0/E/0 16:57	0-0 3/E/0 14:08	1-1 4/+1/0 11:31	0-0 1/-1/0 15:26	HERSHEY	HERSHEY	0-1 0/+1/0 15:55
Feb. 6	LA	HERSHEY	0-0 1/+1/2 13:39	0-0 2/-2/0 19:20	0-0 5/-1/0 12:50	0-0 2/E/0 15:39	HERSHEY	HERSHEY	0-0 1/E/0 12:34
Feb. 7	FLA	HERSHEY	DND	0-0 4/E/2 15:29	1-0 3/E/2 9:51	0-1 1/+1/0 12:58	DND	HERSHEY	0-0 1/+1/0 13:01
Feb. 11	at NYR	HERSHEY	DND	0-1 4/+3/0 17:02	1-1 2/+2/0 12:51	1-1 3/+3/0 15:13	HERSHEY	HERSHEY	0-0 0/-3/0 17:11
Feb. 14	at TB	HERSHEY	0-0 0/E/0 18:42	0-0 3/+1/0 18:05	1-0 6/+1/0 13:00	0-1 0/+1/0 15:40	HERSHEY	HERSHEY	0-1 2/+1/0 12:41
Feb. 15	at FLA	HERSHEY	DND	0-1 0/+1/2 14:30	1-0 1/+1/0 10:05	0-1 0/+1/0 12:37	HERSHEY	HERSHEY	0-0 1/-1/0 13:53
Feb. 18	MTL	HERSHEY	0-0 0/+1/0 17:22	0-1 3/+1/2 17:50	0-0 3/E/0 13:55	0-0 1/E/0 15:41	HERSHEY	HERSHEY	0-0 2/+1/0 12:23
Feb. 20	COL	HERSHEY	DND	0-0 2/-1/0 16:17	0-1 2/E/0 13:51	0-1 2/+1/0 14:48	HERSHEY	HERSHEY	0-0 0/E/0 13:31
Feb. 22	PIT	HERSHEY	0-0 0/E/2 17:46	1-1 2/+2/2 12:41	0-1 0/+1/0 11:35	0-0 2/E/0 13:58	HERSHEY	HERSHEY	0-0 1/-1/2 11:52
Feb. 24	PHI	HERSHEY	0-0 1/E/2 10:54	0-1 3/-1/0 14:27	0-0 3/-1/2 9:18	0-0 1/-1/0 13:45	HERSHEY	HERSHEY	0-0 0/-1/0 12:41
Feb. 26	ATL	HERSHEY	0-0 0/E/0 15:04	0-1 4/E/0 16:18	1-0 2/+1/0 9:55	0-0 0/+1/0 15:33	HERSHEY	HERSHEY	0-0 2/-1/2 11:23
Feb. 28	at BOS	HERSHEY	0-0 0/E/0 15:25	0-0 5/+1/0 16:16	0-0 1/-1/0 8:06	1-0 2/-1/0 11:17	HERSHEY	HERSHEY	0-0 0/E/0 14:54
Mar. 1	FLA	HERSHEY	0-0 0/-1/0 13:40	0-0 0/E/0 14:00	0-0 3/E/0 13:37	0-0 0/E/2 14:34	HERSHEY	HERSHEY	0-0 2/-1/0 17:07
Mar. 3	CAR	HERSHEY	0-0 0/E/2 13:57	1-1 1/-2/0 17:14	0-0 2/+1/0 12:24	0-0 1/-1/0 17:40	HERSHEY	HERSHEY	0-0 1/E/0 12:27
Mar. 5	TOR	HERSHEY	0-0 1/-2/2 15:47	0-0 6/E/2 22:45	0-0 3/+1/0 15:10	0-0 5/E/0 19:28	HERSHEY	HERSHEY	0-0 2/E/0 10:50
Mar. 8	PIT	HERSHEY	0-0 0/E/0 12:24	0-0 0/E/0 14:58	0-0 2/-1/0 9:49	0-0 3/E/0 14:25	HERSHEY	HERSHEY	0-0 1/E/0 12:28
Mar. 10	at NSH	HERSHEY	0-0 1/E/5 16:39	1-0 2/+1/2 17:50	0-0 3/E/0 12:21	0-0 3/E/0 18:06	HERSHEY	HERSHEY	0-0 1/E/0 9:45
Mar. 12	at PHI	HERSHEY	0-0 1/E/0 19:00	ILLNESS	0-0 1/E/0 10:39	0-0 2/E/0 14:55	0-0 1/E/4 8:05	HERSHEY	0-0 2/E/0 14:12
Mar. 14	CAR	HERSHEY	0-0 1/-1/2 18:25	ILLNESS	0-0 1/E/0 8:17	0-0 1/-1/0 16:08	HERSHEY	HERSHEY	0-0 2/-1/0 16:57
Mar. 16	at ATL	HERSHEY	0-0 1/E/2 16:25	ILLNESS	1-0 2/+1/2 10:43	0-0 4/E/0 15:17	HERSHEY	HERSHEY	0-0 1/E/0 9:32
Mar. 17	at FLA	HERSHEY	0-2 2/+2/0 19:35	0-0 5/E/0 12:15	0-0 0/E/0 11:40	0-0 0/+1/2 14:17	HERSHEY	HERSHEY	0-0 0/E/0 12:26
Mar. 19	at TB	HERSHEY	DND	0-0 3/-1/0 12:47	0-0 1/-1/0 10:03	0-0 2/-1/0 13:45	HERSHEY	HERSHEY	INJURED
Mar. 21	at CAR	HERSHEY	0-0 4/-2/0 16:28	0-0 1/-2/0 16:07	0-0 3/-1/0 10:52	0-0 3/-1/2 12:49	HERSHEY	HERSHEY	INJURED
Mar. 24	at TOR	HERSHEY	0-0 3/-1/2 20:38	0-0 2/E/0 19:19	0-0 2/E/0 13:41	0-0 1/-1/0 13:16	HERSHEY	HERSHEY	INJURED
Mar. 27	TB	HERSHEY	0-0 1/E/2 14:34	0-0 0/-1/0 17:27	0-0 4/E/0 12:35	0-0 1/E/0 16:15	HERSHEY	HERSHEY	INJURED
Apr. 1	NYI	HERSHEY	0-0 3/E/5 17:38	0-1 4/+1/2 17:55	0-1 1/-1/2 10:29	0-0 2/E/0 13:19	HERSHEY	HERSHEY	INJURED
Apr. 3	BUF	HERSHEY	DND	2-0 3/-2/4 17:05	0-0 0/E/0 10:52	0-1 0/E/2 15:56	HERSHEY	HERSHEY	INJURED
Apr. 5	ATL	HERSHEY	0-0 2/-1/2 15:22	0-0 0/-1/0 15:19	1-1 2/+2/0 8:08	1-1 1/+1/0 14:49	HERSHEY	HERSHEY	INJURED
Apr. 7	at ATL	HERSHEY	0-0 1/+2/0 20:22	1-0 2/E/6 17:32	0-0 1/E/0 11:09	1-1 3/+2/0 14:19	HERSHEY	HERSHEY	INJURED
Apr. 9	at TB	HERSHEY	0-0 2/E/2 16:10	0-0 1/+2/4 17:18	0-0 1/E/0 13:34	0-0 1/E/0 16:56	HERSHEY	HERSHEY	INJURED
Apr. 11	at FLA	HERSHEY	0-0 0/-1/0 20:19	0-1 1/-2/0 14:55	0-0 4/-1/0 14:19	0-0 1/-3/0 15:22	HERSHEY	HERSHEY	INJURED

2008-09 Game-by-Game Statistics

Date	Opp.	Green-52	Helmer-43	Jurcina-23	Kozlov-25	Kronwall-44	Laich-21	Laing-53	Lepisto-42
Oct. 10	at ATL	2-1 7/E/0 23:31	HERSHEY	0-0 2/-2/0 14:39	0-1 1/-1/4 16:04	TORONTO-A	0-0 0/E/0 16:59	HERSHEY	HERSHEY
Oct. 11	CHI	0-0 4/+2/2 25:50	HERSHEY	0-0 2/-1/2 14:58	0-0 3/+1/0 13:14	TORONTO-A	1-0 1/+1/0 15:40	HERSHEY	HERSHEY
Oct. 13	VAN	1-1 5/+1/0 24:23	HERSHEY	1-0 4/+2/4 15:07	0-0 1/E/0 8:25	TORONTO-A	0-1 2/+2/0 17:33	HERSHEY	HERSHEY
Oct. 16	at PIT	0-0 5/+2/2 26:23	HERSHEY	0-0 0/E/0 15:01	INJURED	TORONTO-A	0-1 0/+2/0 14:35	HERSHEY	HERSHEY
Oct. 18	NJ	1-0 3/E/0 34:05	HERSHEY	0-0 0/E/0 13:25	INJURED	TORONTO-A	0-1 1/E/2 18:15	HERSHEY	HERSHEY
Oct. 21	at CGY	0-0 1/-1/4 29:43	HERSHEY	0-0 1/E/0 12:08	INJURED	TORONTO-A	0-0 4/-1/0 19:40	HERSHEY	HERSHEY
Oct. 23	at PHX	0-0 5/E/0 25:21	HERSHEY	0-0 0/-1/0 17:49	INJURED	TORONTO-A	1-0 3/-1/0 19:36	HERSHEY	HERSHEY
Oct. 25	at DAL	0-1 2/-1/2 29:20	HERSHEY	0-0 1/+1/0 16:03	0-1 1/E/0 14:49	TORONTO-A	0-1 1/-1/0 16:38	HERSHEY	HERSHEY
Oct. 28	NSH	0-1 4/+1/0 29:28	HERSHEY	0-0 0/E/0 15:20	1-0 3/E/0 14:41	TORONTO-A	0-0 3/E/2 18:39	HERSHEY	HERSHEY
Nov. 1	at BUF	0-0 7/-3/0 24:21	HERSHEY	0-0 2/-1/2 14:34	0-0 0/-1/0 14:10	TORONTO-A	0-0 1/-1/0 20:43	HERSHEY	HERSHEY
Nov. 4	at OTT	0-0 2/E/0 25:37	HERSHEY	0-0 1/E/0 16:12	0-0 1/E/0 13:16	TORONTO-A	0-0 1/-1/2 16:22	HERSHEY	HERSHEY
Nov. 6	CAR	0-1 2/+3/0 27:57	HERSHEY	0-0 0/-1/0 15:16	0-0 3/E/0 15:36	TORONTO-A	0-0 2/E/0 18:25	HERSHEY	HERSHEY
Nov. 8	NYR	0-0 1/E/0 23:49	HERSHEY	0-0 0/E/0 15:06	0-0 3/E/0 13:13	TORONTO-A	1-0 4/+1/0 16:30	HERSHEY	HERSHEY
Nov. 10	TB	1-0 3/+2/0 23:17	HERSHEY	0-0 0/E/0 16:45	INJURED	TORONTO-A	0-1 2/+1/0 17:16	HERSHEY	HERSHEY
Nov. 12	at CAR	1-1 5/+4/0 22:33	HERSHEY	0-0 0/E/6 14:43	0-0 4/E/0 13:50	TORONTO-A	0-0 4/E/0 20:02	HERSHEY	HERSHEY
Nov. 14	NJ	0-2 2/-1/0 23:32	HERSHEY	0-0 1/E/0 14:48	0-1 1/E/2 14:28	TORONTO-A	1-1 1/E/0 15:40	HERSHEY	HERSHEY
Nov. 15	at NJ	0-0 1/E/2 29:11	HERSHEY	0-0 0/+1/2 11:55	1-1 2/+3/0 17:37	TORONTO-A	0-0 2/-1/0 16:55	HERSHEY	HERSHEY
Nov. 19	at ANA	1-1 1/-1/0 5:11	HERSHEY	0-1 2/-1/0 15:18	0-1 3/+1/0 18:38	TORONTO-A	0-0 0/-1/0 13:22	HERSHEY	HERSHEY
Nov. 20	at LA	INJURED	HERSHEY	0-0 0/-1/0 15:05	0-1 0/-3/0 16:19	TORONTO-A	1-0 2/-1/0 17:37	HERSHEY	HERSHEY
Nov. 22	at SJ	INJURED	HERSHEY	0-0 1/-1/0 16:36	0-0 1/-1/0 18:29	TORONTO-A	0-0 2/E/0 17:47	HERSHEY	HERSHEY
Nov. 24	at MIN	INJURED	HERSHEY	0-1 2/-1/2 21:25	0-0 3/-1/0 16:45	TORONTO-A	0-1 2/E/2 21:03	HERSHEY	HERSHEY
Nov. 26	ATL	INJURED	HERSHEY	0-0 2/E/0 18:30	1-2 2/+1/0 17:17	TORONTO-A	0-0 2/E/0 18:01	HERSHEY	0-1 0/+1/0 17:18
Nov. 28	MTL	INJURED	0-0 0/+1/0 16:42	0-0 1/+1/2 23:39	0-0 3/+1/0 18:33	TORONTO-A	0-1 1/+1/0 15:09	HERSHEY	0-1 0/+1/0 15:33
Nov. 29	at CBJ	INJURED	0-0 0/E/0 15:38	0-0 0/-2/0 19:06	0-0 2/-2/2 21:09	TORONTO-A	0-0 2/E/0 17:56	HERSHEY	0-0 2/-1/0 23:30
Dec. 2	FLA	INJURED	0-0 4/-1/0 20:08	0-0 0/-1/2 17:20	1-1 4/-2/0 22:15	TORONTO-A	0-0 1/-1/0 19:29	HERSHEY	0-1 0/E/0 20:37
Dec. 4	NYI	INJURED	0-1 0/+1/2 19:23	0-2 0/+1/0 18:55	1-0 3/E/0 17:35	TORONTO-A	0-2 6/-1/0 18:27	HERSHEY	0-1 3/-1/4 18:54
Dec. 6	at TOR	INJURED	0-0 0/E/0 20:05	0-1 1/+2/2 19:56	0-0 2/+1/0 17:20	TORONTO-A	0-0 2/+1/0 16:15	HERSHEY	0-0 1/E/0 20:37
Dec. 7	at CAR	INJURED	0-0 2/-3/0 21:37	0-0 1/E/2 18:47	0-0 3/-3/0 16:45	TORONTO-A	0-0 3/E/2 16:52	HERSHEY	0-0 1/-3/2 19:59
Dec. 10	BOS	INJURED	HERSHEY	0-0 0/+1/0 19:56	0-2 4/+1/0 14:52	TORONTO-A	0-0 2/-1/0 15:54	HERSHEY	HERSHEY
Dec. 12	OTT	1-2 3/E/2 21:56	HERSHEY	0-0 0/+2/0 13:43	0-0 1/E/0 14:44	TORONTO-A	1-0 2/+1/0 16:15	HERSHEY	HERSHEY
Dec. 13	at MTL	0-0 2/E/4 22:02	HERSHEY	0-0 1/E/0 17:29	0-1 3/E/0 12:26	TORONTO-A	0-0 1/E/5 16:12	HERSHEY	HERSHEY
Dec. 16	at NYI	0-1 4/+3/0 28:15	HERSHEY	1-0 2/E/0 17:34	0-1 2/+1/0 13:41	TORONTO-A	1-0 4/+1/0 16:42	HERSHEY	HERSHEY
Dec. 18	STL	0-0 1/E/0 19:00	HERSHEY	0-0 0/+1/0 17:39	2-1 4/+1/0 18:12	TORONTO-A	0-0 3/E/0 17:41	HERSHEY	HERSHEY
Dec. 20	at PHI	0-0 5/-4/2 29:24	HERSHEY	0-0 2/-2/0 21:49	0-0 2/-2/0 16:13	TORONTO-A	1-0 2/E/2 16:53	HERSHEY	HERSHEY
Dec. 23	at NYR	INJURED	0-0 2/+1/0 20:53	0-1 1/-3/2 18:01	1-0 1/-2/0 19:52	TORONTO-A	0-1 2/-1/0 16:07	HERSHEY	HERSHEY
Dec. 26	BUF	INJURED	0-2 0/+2/0 18:58	0-1 3/+1/2 17:08	0-0 5/+2/0 19:18	TORONTO-A	0-0 1/E/2 16:16	HERSHEY	HERSHEY
Dec. 28	TOR	0-2 0/+2/2 21:53	HERSHEY	0-1 1/+1/2 19:38	0-0 3/E/0 17:59	TORONTO-A	2-0 5/+1/0 15:12	HERSHEY	HERSHEY
Dec. 30	at BUF	0-1 7/E/0 24:10	HERSHEY	0-0 0/E/2 17:36	0-2 2/-1/0 17:20	TORONTO-A	1-0 2/E/0 19:48	HERSHEY	HERSHEY
Jan. 1	TB	1-1 2/+2/0 24:30	HERSHEY	0-1 2/+1/0 19:28	0-0 1/+1/0 17:41	TORONTO-A	0-0 4/-1/0 20:35	HERSHEY	HERSHEY
Jan. 3	NYR	1-0 3/+1/4 24:41	HERSHEY	0-0 0/-1/0 17:10	0-1 2/E/0 16:14	TORONTO-A	0-0 1/E/0 16:35	HERSHEY	HERSHEY
Jan. 6	PHI	0-0 5/E/0 27:37	HERSHEY	0-0 2/E/0 21:05	0-1 3/E/0 17:28	TORONTO-A	0-0 0/E/0 17:50	HERSHEY	HERSHEY
Jan. 9	CBJ	0-0 4/E/2 31:50	HERSHEY	0-0 2/-1/2 12:42	0-0 2/E/0 18:55	TORONTO-A	0-0 5/E/0 21:47	HERSHEY	HERSHEY
Jan. 10	at MTL	0-2 2/-1/0 26:43	HERSHEY	0-0 3/E/2 18:35	0-0 1/-1/0 16:34	TORONTO-A	0-0 1/-2/0 17:12	HERSHEY	HERSHEY
Jan. 13	EDM	1-1 7/-1/0 30:06	HERSHEY	0-0 0/-1/0 12:31	0-0 3/-2/0 14:49	TORONTO-A	0-0 0/-1/0 18:17	HERSHEY	HERSHEY
Jan. 14	at PIT	0-1 1/+1/0 29:42	0-0 0/-2/0 10:19	0-0 2/+2/2 15:37	1-0 3/+2/0 16:04	TORONTO-A	0-2 5/-1/0 19:07	HERSHEY	HERSHEY
Jan. 17	BOS	1-0 4/+1/0 28:18	0-0 0/E/0 11:36	0-0 1/E/2 16:59	0-0 1/E/0 17:41	TORONTO-A	0-1 2/E/0 17:05	HERSHEY	HERSHEY
Jan. 19	at NYI	0-1 1/E/0 25:16	0-0 0/E/0 10:25	0-0 1/E/0 19:29	0-0 9/E/0 15:54	TORONTO-A	0-1 7/E/0 18:50	HERSHEY	HERSHEY
Jan. 20	at OTT	0-0 7/+1/2 28:24	0-0 0/E/0 12:45	0-0 0/+1/0 14:49	0-0 2/E/0 15:38	TORONTO-A	0-0 4/E/0 19:59	HERSHEY	HERSHEY
Jan. 27	at BOS	1-0 8/+1/0 28:09	HERSHEY	0-0 2/E/0 16:42	0-0 1/E/0 15:49	TORONTO-A	0-0 2/+1/0 18:52	HERSHEY	HERSHEY
Jan. 31	DET	1-1 2/+1/2 24:11	HERSHEY	0-1 0/+2/0 15:33	1-1 3/+2/2 13:47	TORONTO-A	0-0 1/+1/2 16:53	HERSHEY	HERSHEY
Feb. 1	OTT	1-3 4/+1/2 21:46	HERSHEY	0-0 0/+2/2 18:08	0-1 3/+1/0 15:09	TORONTO-A	0-1 2/E/0 17:31	HERSHEY	HERSHEY
Feb. 3	at NJ	1-1 1/-1/2 24:54	HERSHEY	0-0 2/+1/0 16:18	0-0 0/E/0 3:07	TORONTO-A	1-1 6/+1/0 18:46	HERSHEY	HERSHEY
Feb. 6	LA	1-1 4/E/2 26:05	HERSHEY	0-0 2/E/0 14:56	INJURED	TORONTO-A	1-1 2/E/0 15:47	HERSHEY	HERSHEY
Feb. 7	FLA	2-1 3/+2/2 25:53	HERSHEY	0-0 4/E/0 14:40	INJURED	DND	0-0 0/-1/0 17:52	HERSHEY	HERSHEY
Feb. 11	at NYR	2-0 4/+3/4 28:06	HERSHEY	0-0 2/-2/0 11:31	INJURED	DND	0-0 0/-2/0 17:17	HERSHEY	HERSHEY
Feb. 14	at TB	1-0 3/+3/2 23:33	HERSHEY	DND	INJURED	0-0 2/E/0 12:21	0-0 2/E/0 13:28	HERSHEY	HERSHEY
Feb. 15	at FLA	0-0 4/+1/0 24:14	HERSHEY	0-0 2/E/0 12:26	INJURED	DND	0-0 1/E/0 19:39	HERSHEY	HERSHEY
Feb. 18	MTL	0-1 5/E/2 29:40	HERSHEY	0-0 0/E/0 12:09	INJURED	DND	0-1 0/+1/0 15:45	HERSHEY	HERSHEY
Feb. 20	COL	0-0 5/-2/0 28:11	HERSHEY	0-0 2/E/2 13:50	INJURED	0-0 1/-1/0 13:50	0-0 0/-2/0 14:29	HERSHEY	HERSHEY
Feb. 22	PIT	0-1 5/E/0 24:04	HERSHEY	0-0 1/E/0 13:17	INJURED	DND	1-0 5/+1/0 14:45	HERSHEY	HERSHEY
Feb. 24	PHI	0-0 4/-1/0 30:55	HERSHEY	0-0 0/E/2 9:32	INJURED	DND	0-0 2/E/0 15:17	HERSHEY	HERSHEY
Feb. 26	ATL	1-1 5/-1/0 24:28	HERSHEY	0-0 1/E/2 13:10	0-0 2/-1/0 16:44	DND	1-0 7/E/2 17:09	HERSHEY	HERSHEY
Feb. 28	at BOS	0-2 0/E/0 26:27	HERSHEY	0-1 0/+1/0 14:57	0-0 2/-1/0 16:35	DND	0-1 3/E/2 15:30	HERSHEY	HERSHEY
Mar. 1	FLA	0-0 8/-1/4 23:11	HERSHEY	0-1 1/E/2 13:43	DND	DND	0-1 0/E/0 14:01	HERSHEY	HERSHEY
Mar. 3	CAR	0-0 8/-3/2 27:53	HERSHEY	0-0 0/E/0 15:09	0-0 2/-1/0 15:13	0-0 1/E/0 13:29	0-0 2/+1/4 14:39	HERSHEY	HERSHEY
Mar. 5	TOR	0-0 3/+1/0 31:03	HERSHEY	0-0 2/E/0 14:52	0-0 2/-1/0 17:25	HERSHEY	0-0 2/-1/0 18:56	HERSHEY	HERSHEY
Mar. 8	PIT	0-2 4/+1/2 27:53	HERSHEY	0-0 0/E/2 14:55	0-0 6/E/0 15:06	HERSHEY	1-1 1/E/0 15:29	HERSHEY	HERSHEY
Mar. 10	at NSH	0-0 2/E/0 28:50	HERSHEY	0-0 2/E/0 15:07	0-2 2/+1/0 19:49	HERSHEY	0-0 4/E/0 17:22	HERSHEY	HERSHEY
Mar. 12	at PHI	0-0 2/+1/0 23:33	HERSHEY	0-0 2/-1/0 14:56	0-0 1/E/0 16:49	HERSHEY	1-0 3/E/0 15:27	HERSHEY	HERSHEY
Mar. 14	CAR	1-1 3/-3/0 26:27	HERSHEY	0-0 0/E/20 14:55	0-0 2/E/0 14:05	HERSHEY	0-1 3/E/0 17:44	HERSHEY	HERSHEY
Mar. 16	at ATL	ILLNESS	HERSHEY	0-1 4/+1/2 19:19	0-0 5/-1/0 17:44	HERSHEY	0-0 3/+1/0 17:50	HERSHEY	HERSHEY
Mar. 17	at FLA	1-0 1/+2/0 21:09	HERSHEY	0-0 2/E/0 17:39	1-0 4/+1/2 13:51	HERSHEY	1-0 3/+2/0 16:45	HERSHEY	HERSHEY
Mar. 19	at TB	2-0 3/+2/0 24:42	HERSHEY	0-0 0/E/4 15:37	0-3 1/+2/0 14:32	HERSHEY	0-0 2/E/0 14:58	0-0 2/+1/0 10:19	HERSHEY
Mar. 21	at CAR	1-0 2/-1/4 23:02	HERSHEY	DND	0-0 1/-1/0 13:58	HERSHEY	0-0 2/-1/0 19:05	INJURED	HERSHEY
Mar. 24	at TOR	0-1 10/+1/0 29:07	HERSHEY	0-0 2/E/2 17:18	0-0 2/E/0 17:45	HERSHEY	1-0 4/+1/0 17:55	INJURED	HERSHEY
Mar. 27	TB	0-2 8/E/0 27:39	HERSHEY	0-0 5/-1/2 16:28	0-0 3/-1/4 14:46	HERSHEY	0-3 2/E/0 20:31	INJURED	HERSHEY
Apr. 1	NYI	2-1 4/E/2 23:59	HERSHEY	DND	0-0 4/E/0 15:14	HERSHEY	0-0 2/+1/0 16:28	INJURED	HERSHEY
Apr. 3	BUF	0-0 3/E/0 28:13	HERSHEY	0-0 2/-2/0 14:00	0-2 0/E/0 9:32	HERSHEY	0-2 3/E/0 21:04	INJURED	HERSHEY
Apr. 5	ATL	0-0 2/E/2 25:40	HERSHEY	0-0 0/+2/2 15:30	0-0 1/-2/0 10:24	HERSHEY	1-2 1/+1/2 17:16	INJURED	HERSHEY
Apr. 7	at ATL	0-0 2/E/2 22:15	HERSHEY	0-0 0/E/2 17:57	1-0 2/+2/0 10:49	HERSHEY	0-0 0/E/0 16:09	INJURED	HERSHEY
Apr. 9	at TB	1-2 2/+1/0 28:09	HERSHEY	0-0 1/E/0 16:57	0-0 0/-1/0 11:01	HERSHEY	2-0 4/E/0 15:44	INJURED	HERSHEY
Apr. 11	at FLA	0-0 1/-1/2 20:58	HERSHEY	0-0 7/-1/0 18:04	0-1 1/-2/0 17:26	HERSHEY	1-0 3/E/0 14:36	INJURED	HERSHEY

2008-09 Game-by-Game Statistics

Date	Opp.	Mink-38	Morrisonn-26	Nylander-92	Osala-48	Ovechkin-8	Pinizzotto-90	Pothier-2	Poti-3
Oct. 10	at ATL	HERSHEY	0-0 0/1/2 19:35	0-1 4/-1/2 15:01	HERSHEY	0-0 6/E/4 23:02	HERSHEY	INJURED	0-1 3/-1/2 19:25
Oct. 11	CHI	HERSHEY	0-0 1/1/2 16:20	0-0 1/-1/0 13:18	HERSHEY	2-0 6/+2/2 24:46	HERSHEY	INJURED	0-1 1/+1/0 22:05
Oct. 13	VAN	HERSHEY	0-0 0/E/2 17:22	1-2 1/+2/0 14:32	HERSHEY	0-0 3/E/0 23:23	HERSHEY	INJURED	0-0 0/E/0 20:08
Oct. 16	at PIT	HERSHEY	0-0 1/+2/4 19:08	1-1 2/+2/0 16:22	HERSHEY	0-0 5/+1/0 25:50	HERSHEY	INJURED	0-0 0/E/0 4:23
Oct. 18	NJ	HERSHEY	0-1 0/-1/0 19:21	0-0 1/+1/0 16:36	HERSHEY	0-1 6/E/2 28:30	HERSHEY	INJURED	INJURED
Oct. 21	at CGY	HERSHEY	0-0 1/-1/2 18:28	0-0 2/E/2 14:20	HERSHEY	0-1 4/+1/0 24:48	HERSHEY	INJURED	INJURED
Oct. 23	at PHX	HERSHEY	0-0 0/-1/2 19:00	0-0 0/-1/0 17:54	HERSHEY	0-0 7/E/0 21:42	HERSHEY	INJURED	INJURED
Oct. 25	at DAL	HERSHEY	0-0 1/-1/0 20:12	0-2 1/+1/0 12:12	HERSHEY	0-1 4/E/2 24:10	HERSHEY	INJURED	INJURED
Oct. 28	NSH	HERSHEY	0-0 0/+1/2 20:00	0-0 1/E/4 16:08	HERSHEY	DND	HERSHEY	INJURED	INJURED
Nov. 1	at BUF	HERSHEY	0-0 0/-1/0 6:03	0-0 4/-2/0 14:48	HERSHEY	DND	HERSHEY	INJURED	0-0 1/E/0 24:39
Nov. 4	at OTT	HERSHEY	0-0 0/-2/0 20:22	0-1 1/+1/0 15:47	HERSHEY	0-0 4/-1/2 21:12	HERSHEY	INJURED	0-0 2/E/0 22:13
Nov. 6	CAR	HERSHEY	0-0 0/-1/0 6:07	0-0 0/-2/0 15:42	HERSHEY	0-3 2/+3/0 22:21	HERSHEY	INJURED	0-1 1/+2/0 26:15
Nov. 8	NYR	HERSHEY	INJURED	0-0 0/E/0 12:52	HERSHEY	0-0 3/E/0 21:50	HERSHEY	INJURED	1-0 1/+2/0 22:05
Nov. 10	TB	HERSHEY	INJURED	0-0 3/+1/0 15:19	HERSHEY	1-1 6/+2/0 19:25	HERSHEY	INJURED	1-0 2/+2/0 21:04
Nov. 12	at CAR	HERSHEY	INJURED	0-0 0/E/0 13:50	HERSHEY	1-2 5/+4/0 18:03	HERSHEY	INJURED	0-0 4/E/0 22:31
Nov. 14	NJ	HERSHEY	INJURED	DND	HERSHEY	1-1 5/+2/0 22:03	HERSHEY	INJURED	0-0 1/E/0 21:13
Nov. 15	at NJ	HERSHEY	INJURED	0-0 1/-2/0 12:26	HERSHEY	2-1 12/+3/0 24:39	HERSHEY	INJURED	0-0 1/-1/2 24:15
Nov. 19	at ANA	HERSHEY	INJURED	0-2 1/-1/2 12:32	HERSHEY	1-3 6/+1/4 24:03	HERSHEY	INJURED	0-0 1/E/0 29:13
Nov. 20	at LA	HERSHEY	0-0 1/E/0 16:36	0-1 1/E/0 15:19	HERSHEY	0-1 5/-4/2 22:05	HERSHEY	INJURED	0-0 1/-2/0 24:12
Nov. 22	at SJ	HERSHEY	0-0 0/-2/0 14:58	0-0 1/-1/2 12:31	HERSHEY	0-1 3/-2/2 24:33	HERSHEY	INJURED	1-0 1/+1/2 24:37
Nov. 24	at MIN	HERSHEY	0-0 1/+1/2 21:15	0-0 2/+1/0 18:55	HERSHEY	1-0 6/E/2 25:42	HERSHEY	INJURED	0-0 0/-1/2 28:57
Nov. 26	ATL	0-0 4/E/0 9:56	0-0 0/+1/0 18:33	0-1 2/+1/0 15:14	HERSHEY	3-1 6/+2/0 21:32	HERSHEY	INJURED	0-1 2/+1/0 19:20
Nov. 28	MTL	HERSHEY	0-0 1/+1/0 17:17	0-1 2/+1/0 14:12	HERSHEY	1-0 7/+1/0 21:50	HERSHEY	INJURED	INJURED
Nov. 29	at CBJ	HERSHEY	0-0 2/E/0 17:14	0-0 1/E/0 16:49	HERSHEY	0-0 6/-2/0 25:18	HERSHEY	INJURED	INJURED
Dec. 2	FLA	0-0 0/E/0 6:10	0-1 0/E/0 18:47	0-0 2/E/2 15:39	HERSHEY	0-1 7/-2/2 25:55	HERSHEY	INJURED	INJURED
Dec. 4	NYI	HERSHEY	0-0 3/E/0 17:40	0-0 2/E/2 12:55	HERSHEY	1-2 11/E/4 19:22	HERSHEY	INJURED	INJURED
Dec. 6	at TOR	HERSHEY	0-0 0/E/2 18:55	0-1 2/+1/0 15:51	HERSHEY	0-0 7/+1/4 23:17	HERSHEY	INJURED	INJURED
Dec. 7	at CAR	HERSHEY	0-0 0/E/0 16:35	0-0 2/E/0 16:49	HERSHEY	0-1 11/-3/0 26:31	HERSHEY	INJURED	INJURED
Dec. 10	BOS	HERSHEY	0-0 1/E/2 19:43	0-0 0/+1/0 13:41	0-0 1/E/0 11:15	1-1 5/E/2 19:44	HERSHEY	INJURED	0-1 1/E/0 22:01
Dec. 12	OTT	HERSHEY	0-0 0/E/2 16:07	0-0 2/E/0 15:07	HERSHEY	2-0 9/+1/2 21:42	HERSHEY	INJURED	0-1 0/-1/0 25:27
Dec. 13	at MTL	HERSHEY	0-0 0/E/0 19:40	1-0 2/E/0 12:02	HERSHEY	0-1 3/E/4 18:51	HERSHEY	INJURED	0-0 1/+1/0 22:56
Dec. 16	at NYI	HERSHEY	0-0 0/E/0 21:41	0-0 1/+1/0 13:17	HERSHEY	2-0 6/+2/0 24:13	HERSHEY	INJURED	0-0 2/+1/0 23:21
Dec. 18	STL	HERSHEY	0-0 0/E/0 20:57	0-0 0/E/2 14:03	HERSHEY	1-0 2/+1/0 11:39	HERSHEY	INJURED	0-1 2/E/0 23:25
Dec. 20	at PHI	HERSHEY	0-0 1/-2/4 16:34	0-0 3/-2/0 15:30	HERSHEY	0-0 12/-2/0 23:09	HERSHEY	INJURED	0-0 1/E/0 4:02
Dec. 23	at NYR	HERSHEY	1-0 2/+1/0 19:03	0-1 2/+1/0 17:41	HERSHEY	2-1 13/-1/0 22:02	HERSHEY	INJURED	INJURED
Dec. 26	BUF	HERSHEY	0-0 1/E/0 20:40	0-0 2/E/0 13:59	HERSHEY	1-0 8/+2/2 24:04	HERSHEY	INJURED	INJURED
Dec. 28	TOR	HERSHEY	0-0 1/-1/0 20:56	0-0 0/+1/0 14:02	HERSHEY	2-0 7/+2/0 20:08	HERSHEY	INJURED	INJURED
Dec. 30	at BUF	HERSHEY	0-0 2/+1/2 18:05	0-0 0/E/0 14:43	HERSHEY	0-0 4/-1/0 21:35	HERSHEY	INJURED	INJURED
Jan. 1	TB	HERSHEY	0-1 0/E/0 14:54	0-1 2/E/0 17:08	HERSHEY	1-2 4/E/2 22:26	HERSHEY	INJURED	INJURED
Jan. 3	NYR	HERSHEY	0-0 1/E/0 19:54	0-0 0/E/2 13:37	HERSHEY	1-0 9/E/0 27:23	HERSHEY	INJURED	INJURED
Jan. 6	PHI	HERSHEY	0-0 1/E/0 14:51	0-0 0/E/2 13:08	HERSHEY	0-0 5/E/2 28:07	HERSHEY	INJURED	INJURED
Jan. 9	CBJ	HERSHEY	0-0 0/E/0 17:48	DND	HERSHEY	0-0 12/E/4 28:21	HERSHEY	INJURED	INJURED
Jan. 10	at MTL	HERSHEY	0-0 0/E/0 16:25	1-1 1/+1/0 12:55	HERSHEY	0-1 8/E/2 22:44	HERSHEY	INJURED	INJURED
Jan. 13	EDM	HERSHEY	0-0 0/-1/2 16:39	0-1 2/-1/0 14:38	HERSHEY	0-0 7/-1/0 26:05	HERSHEY	INJURED	INJURED
Jan. 14	at PIT	HERSHEY	INJURED	0-0 2/-1/0 11:15	HERSHEY	2-1 10/+2/0 23:00	HERSHEY	INJURED	INJURED
Jan. 17	BOS	HERSHEY	INJURED	0-1 0/E/0 13:46	HERSHEY	0-0 9/E/2 24:34	HERSHEY	INJURED	INJURED
Jan. 19	at NYI	HERSHEY	INJURED	0-0 1/E/0 12:15	HERSHEY	2-0 8/E/2 23:43	HERSHEY	INJURED	INJURED
Jan. 20	at OTT	HERSHEY	INJURED	DND	HERSHEY	0-0 6/E/2 24:17	HERSHEY	INJURED	INJURED
Jan. 27	at BOS	HERSHEY	0-0 0/E/0 15:43	1-0 2/+1/2 16:00	HERSHEY	0-1 9/E/0 20:56	HERSHEY	INJURED	INJURED
Jan. 31	DET	HERSHEY	0-1 0/-1/2 18:00	0-1 2/+2/0 13:37	HERSHEY	2-0 5/E/0 20:42	HERSHEY	INJURED	0-0 0/-1/2 20:38
Feb. 1	OTT	HERSHEY	0-0 1/-1/0 19:06	0-0 0/E/0 13:36	HERSHEY	3-0 4/+1/0 20:48	HERSHEY	INJURED	0-0 0/E/0 18:37
Feb. 3	at NJ	HERSHEY	0-1 0/+1/0 19:15	2-0 2/+1/2 14:02	HERSHEY	0-2 1/E/0 18:29	HERSHEY	INJURED	0-0 0/E/0 20:44
Feb. 6	LA	HERSHEY	0-0 2/-1/4 16:39	0-0 1/-1/0 15:13	HERSHEY	1-0 9/-1/0 23:06	HERSHEY	INJURED	0-0 1/-1/0 20:26
Feb. 7	FLA	HERSHEY	0-0 1/E/15 13:11	0-0 1/E/0 14:31	HERSHEY	0-1 12/E/2 20:41	HERSHEY	INJURED	0-0 0/-1/0 19:40
Feb. 11	at NYR	HERSHEY	0-1 0/+1/4 21:40	0-1 0/+1/0 16:50	HERSHEY	0-1 5/E/2 20:37	HERSHEY	INJURED	0-0 0/E/2 25:25
Feb. 14	at TB	HERSHEY	1-0 1/+3/0 20:37	0-0 0/E/0 14:19	HERSHEY	1-0 5/+1/2 17:32	HERSHEY	INJURED	0-0 2/E/0 19:37
Feb. 15	at FLA	HERSHEY	0-0 3/+1/2 21:02	DND	HERSHEY	3-0 8/+2/0 18:21	HERSHEY	INJURED	0-0 2/+1/2 24:23
Feb. 18	MTL	HERSHEY	0-0 0/E/2 18:13	0-0 1/E/0 14:57	HERSHEY	1-0 6/+1/0 25:33	HERSHEY	INJURED	0-1 2/+2/0 23:47
Feb. 20	COL	HERSHEY	0-0 0/-1/0 21:28	0-0 0/-2/2 8:14	HERSHEY	0-0 5/-1/0 23:31	HERSHEY	INJURED	0-0 2/-1/2 20:41
Feb. 22	PIT	HERSHEY	1-0 1/+2/2 17:50	0-0 0/E/0 13:31	HERSHEY	1-1 9/E/0 18:36	HERSHEY	INJURED	0-1 2/+2/2 21:16
Feb. 24	PHI	HERSHEY	0-0 1/-1/0 15:53	0-0 0/E/2 14:25	HERSHEY	1-1 9/E/0 25:12	HERSHEY	INJURED	0-0 0/-1/0 20:02
Feb. 26	ATL	HERSHEY	0-1 0/E/0 17:18	DND	HERSHEY	0-1 5/-1/2 25:28	HERSHEY	INJURED	0-0 1/E/0 23:46
Feb. 28	at BOS	HERSHEY	0-0 0/-1/0 16:30	DND	HERSHEY	1-0 5/E/0 22:40	HERSHEY	INJURED	0-1 0/E/0 21:45
Mar. 1	FLA	HERSHEY	0-0 3/E/0 22:37	DND	HERSHEY	1-0 7/E/0 20:38	HERSHEY	INJURED	0-0 1/-1/0 21:29
Mar. 3	CAR	HERSHEY	0-1 0/E/0 19:16	DND	HERSHEY	0-1 6/-2/0 24:10	HERSHEY	INJURED	INJURED
Mar. 5	TOR	HERSHEY	0-0 1/E/0 18:04	0-0 0/-1/0 14:52	HERSHEY	INJURED	HERSHEY	INJURED	0-0 0/E/0 0:07
Mar. 8	PIT	HERSHEY	0-0 1/E/2 19:33	INJURED	HERSHEY	1-0 7/E/0 25:41	HERSHEY	HERSHEY	0-0 0/-1/2 24:03
Mar. 10	at NSH	HERSHEY	0-0 2/+1/0 16:54	INJURED	HERSHEY	0-1 5/E/2 25:58	HERSHEY	HERSHEY	0-0 0/+1/0 22:04
Mar. 12	at PHI	HERSHEY	0-0 0/+1/0 19:59	0-0 0/-1/0 12:08	HERSHEY	1-1 8/E/0 19:20	HERSHEY	HERSHEY	0-0 1/E/0 22:09
Mar. 14	CAR	HERSHEY	0-0 0/-1/0 20:34	0-1 0/-1/2 12:43	HERSHEY	1-1 8/-2/0 23:49	HERSHEY	HERSHEY	0-0 1/E/6 22:09
Mar. 16	at ATL	HERSHEY	0-0 0/-1/0 17:18	0-0 4/E/0 15:28	HERSHEY	0-0 10/-2/0 25:10	HERSHEY	0-0 3/E/2 16:51	0-0 1/-2/0 23:24
Mar. 17	at FLA	HERSHEY	0-0 1/+1/2 15:00	0-1 0/+1/0 13:03	HERSHEY	0-1 4/+1/0 19:04	HERSHEY	DND	0-0 1/+1/0 22:53
Mar. 19	at TB	HERSHEY	0-2 1/+2/0 20:50	1-0 1/+1/0 14:34	HERSHEY	1-2 4/+2/0 21:49	HERSHEY	0-0 0/+1/0 18:43	0-0 1/E/0 19:46
Mar. 21	at CAR	HERSHEY	0-0 1/-1/2 16:34	0-0 0/-2/0 10:09	HERSHEY	0-1 7/-1/0 23:56	HERSHEY	0-0 0/-1/0 16:30	0-0 0/+1/0 22:04
Mar. 24	at TOR	HERSHEY	0-0 3/E/2 19:01	0-0 2/E/0 14:04	HERSHEY	1-1 7/+1/0 23:27	DND	DND	0-0 0/-1/0 19:58
Mar. 27	TB	HERSHEY	0-0 1/-1/2 16:08	0-0 0/E/0 13:47	0-0 0/-1/0 6:12	2-2 7/E/0 27:04	HERSHEY	1-0 1/E/0 14:07	0-0 0/E/0 21:10
Apr. 1	NYI	HERSHEY	0-0 0/E/0 21:07	0-0 1/-1/0 8:03	HERSHEY	1-0 5/+1/0 24:39	HERSHEY	0-0 1/E/2 18:39	0-0 1/+1/0 18:04
Apr. 3	BUF	HERSHEY	0-0 0/E/0 16:40	0-0 0/E/0 10:40	HERSHEY	1-2 9/-2/2 22:00	HERSHEY	0-0 1/-1/0 14:23	0-0 0/-2/2 21:10
Apr. 5	ATL	HERSHEY	0-0 0/+1/0 13:48	1-1 4/+2/0 10:42	HERSHEY	0-2 11/-2/0 25:21	HERSHEY	DND	0-0 0/-1/0 22:58
Apr. 7	at ATL	HERSHEY	0-0 1/E/2 21:39	0-0 4/E/0 10:14	HERSHEY	0-2 4/E/0 20:08	HERSHEY	0-1 0/+2/0 15:28	DND
Apr. 9	at TB	HERSHEY	0-0 2/E/2 17:47	0-1 1/E/0 11:13	HERSHEY	0-0 11/+1/2 23:15	HERSHEY	0-0 0/E/0 14:40	DND
Apr. 11	at FLA	HERSHEY	0-0 1/+2/0 16:20	0-0 1/-2/0 13:13	HERSHEY	1-1 6/-1/0 23:19	HERSHEY	0-1 2/-1/0 19:51	DND

2008-09 Game-by-Game Statistics

Date	Opp.	Schultz-55	Semin-28	Sloan-89	Steckel-39
Oct. 10	at ATL	0-0 0/-2/2 18:40	1-2 5/+1/0 18:15	HERSHEY	1-0 2/-1/0 12:53
Oct. 11	CHI	0-1 1/+1/0 19:59	0-1 4/E/0 16:35	HERSHEY	0-1 2/+1/4 13:41
Oct. 13	VAN	0-0 1/E/0 18:25	2-0 6/+2/0 18:46	HERSHEY	0-0 0/E/0 13:49
Oct. 16	at PIT	0-0 0/E/0 20:27	1-1 2/+2/2 16:43	HERSHEY	0-0 2/E/0 13:51
Oct. 18	NJ	0-1 0/E/0 16:25	2-0 3/+1/0 21:11	HERSHEY	0-0 2/E/0 13:31
Oct. 21	at CGY	0-1 0/+1/0 19:07	0-0 2/+1/0 20:29	0-0 0/+1/2 9:03	0-0 1/-1/2 10:44
Oct. 23	at PHX	0-0 0/-1/2 18:01	0-1 2/-1/0 20:48	0-0 0/-1/0 9:51	0-0 2/-1/0 12:38
Oct. 25	at DAL	0-0 1/+1/0 18:22	1-2 2/E/2 16:30	1-0 1/+1/0 13:48	DND
Oct. 28	NSH	0-0 3/-1/0 26:14	1-1 5/+1/0 20:46	0-0 1/-1/0 9:51	1-0 1/+1/0 14:13
Nov. 1	at BUF	0-0 0/-1/2 20:12	0-0 2/-1/0 18:57	HERSHEY	0-0 0/E/0 14:57
Nov. 4	at OTT	0-0 1/-1/0 24:11	0-1 3/+1/2 23:25	HERSHEY	DND
Nov. 6	CAR	0-1 0/+1/0 22:55	2-0 5/+3/0 21:42	HERSHEY	DND
Nov. 8	NYR	0-1 0/+1/0 19:25	1-1 1/+1/2 21:26	0-0 1/+1/0 16:49	0-0 2/E/2 12:32
Nov. 10	TB	0-1 0/+1/0 23:43	0-1 3/+2/0 21:33	0-0 0/+2/0 10:59	0-1 0/+1/2 11:27
Nov. 12	at CAR	0-0 1/+4/0 16:48	2-3 2/+4/4 17:26	0-0 0/E/0 18:53	0-0 2/E/0 17:31
Nov. 14	NJ	0-0 0/+1/0 20:24	0-0 3/E/0 12:26	0-0 0/E/0 21:34	0-0 1/E/0 16:04
Nov. 15	at NJ	0-0 1/E/0 24:47	INJURED	0-1 1/-1/0 21:37	0-0 1/-1/0 14:47
Nov. 19	at ANA	0-1 0/-2/0 22:42	INJURED	0-0 0/+1/0 20:00	1-1 5/+1/4 14:13
Nov. 20	at LA	0-0 0/+1/0 19:58	INJURED	0-0 1/-20 16:17	0-0 1/-1/2 14:14
Nov. 22	at SJ	0-0 0/-4/0 22:01	INJURED	0-1 0/-1/2 18:52	0-0 2/-2/2 15:14
Nov. 24	at MIN	0-0 0/E/0 3:09	INJURED	0-0 1/E/0 18:03	0-0 0/+1/0 17:13
Nov. 26	ATL	INJURED	INJURED	0-1 0/+1/0 19:08	0-0 0/E/2 12:19
Nov. 28	MTL	INJURED	INJURED	0-0 0/+1/2 17:52	1-0 4/+1/0 14:29
Nov. 29	at CBJ	INJURED	INJURED	0-0 0/E/0 16:57	0-0 0/E/0 12:37
Dec. 2	FLA	INJURED	INJURED	0-0 0/E/0 17:52	0-0 0/E/0 12:24
Dec. 4	NYI	INJURED	INJURED	0-0 1/+1/0 18:51	0-0 1/+2/2 13:47
Dec. 6	at TOR	INJURED	INJURED	INJURED	0-0 0/E/0 13:22
Dec. 7	at CAR	INJURED	INJURED	INJURED	0-0 1/E/0 11:08
Dec. 10	BOS	INJURED	0-1 1/+1/0 17:45	0-0 0/-1/0 19:03	0-0 3/E/0 12:42
Dec. 12	OTT	INJURED	1-0 3/+1/0 18:11	0-0 1/-1/0 20:02	0-0 3/-1/0 13:27
Dec. 13	at MTL	INJURED	0-1 3/E/2 19:13	0-0 0/E/2 13:22	0-0 2/E/0 14:49
Dec. 16	at NYI	INJURED	0-1 4/+1/2 23:18	INJURED	0-1 0/E/0 12:26
Dec. 18	STL	INJURED	0-1 1/E/0 16:17	INJURED	0-1 3/+1/0 14:22
Dec. 20	at PHI	INJURED	INJURED	INJURED	0-0 3/E/0 15:09
Dec. 23	at NYR	INJURED	INJURED	0-0 0/+1/2 16:24	0-0 1/E/0 11:56
Dec. 26	BUF	INJURED	INJURED	0-0 0/+2/0 13:59	0-0 0/E/0 14:09
Dec. 28	TOR	0-0 1/+2/0 18:31	INJURED	HERSHEY	0-0 2/-1/0 14:23
Dec. 30	at BUF	0-0 0/-1/2 18:49	INJURED	0-0 0/+1/0 20:59	0-1 2/+2/0 14:21
Jan. 1	TB	0-0 2/+2/0 20:51	INJURED	HERSHEY	1-0 2/E/0 12:43
Jan. 3	NYR	0-0 0/+1/0 16:34	0-1 1/E/15 12:50	HERSHEY	0-1 2/E/0 13:24
Jan. 6	PHI	0-0 0/E/0 23:06	0-1 3/E/0 21:02	HERSHEY	0-0 3/E/2 13:28
Jan. 9	CBJ	INJURED	0-0 4/E/0 21:23	0-0 0/E/2 15:17	0-0 1/-1/0 14:20
Jan. 10	at MTL	INJURED	2-0 6/+1/0 22:02	0-1 0/+1/2 17:35	0-0 2/E/0 16:07
Jan. 13	EDM	0-0 2/-1/0 16:14	0-1 2/E/4 19:18	HERSHEY	0-0 1/-1/0 11:25
Jan. 14	at PIT	1-0 2/+3/2 19:05	1-0 7/E/0 19:20	HERSHEY	0-0 1/+1/0 14:08
Jan. 17	BOS	0-0 2/E/0 22:02	1-0 3/+1/0 18:23	HERSHEY	0-0 2/E/0 13:14
Jan. 19	at NYI	0-0 1/E/0 24:16	0-1 1/E/2 17:45	HERSHEY	DND
Jan. 20	at OTT	0-0 0/+1/0 20:16	0-1 4/+1/2 16:32	HERSHEY	1-0 1/+1/0 15:14
Jan. 27	at BOS	0-0 1/E/0 17:46	0-1 2/+1/2 18:26	HERSHEY	DND
Jan. 31	DET	0-0 0/+2/0 19:55	0-0 2/-1/2 19:20	HERSHEY	0-0 1/E/0 15:39
Feb. 1	OTT	0-1 2/+4/0 23:12	1-0 2/E/2 15:48	HERSHEY	INJURED
Feb. 3	at NJ	0-0 0/+1/0 17:36	0-1 2/E/0 18:26	HERSHEY	0-0 1/+1/2 14:01
Feb. 6	LA	0-0 0/E/0 19:13	1-0 5/+1/2 17:16	HERSHEY	0-0 1/E/4 12:45
Feb. 7	FLA	0-0 2/+2/0 20:32	0-1 5/E/0 16:50	HERSHEY	0-0 0/+2/0 15:15
Feb. 11	at NYR	0-0 2/+1/0 26:34	INJURED	HERSHEY	0-0 0/-3/0 16:43
Feb. 14	at TB	0-0 0/E/0 20:30	1-2 3/+1/2 19:17	HERSHEY	0-1 0/+1/0 14:11
Feb. 15	at FLA	0-1 1/+1/2 19:36	0-1 5/+2/2 17:07	HERSHEY	0-0 1/E/0 17:08
Feb. 18	MTL	0-0 0/E/0 19:36	0-0 3/+1/2 23:18	HERSHEY	1-0 1/+1/0 12:47
Feb. 20	COL	0-0 2/-1/2 16:36	0-0 3/E/0 22:30	HERSHEY	0-0 0/E/0 13:14
Feb. 22	PIT	0-0 0/+1/0 20:42	1-2 3/+2/4 15:21	HERSHEY	0-0 1/+1/0 17:37
Feb. 24	PHI	0-0 1/-1/0 19:54	0-0 5/E/4 18:28	HERSHEY	0-0 1/E/2 13:06
Feb. 26	ATL	0-0 0/E/0 17:01	1-2 7/-2/0 19:10	HERSHEY	0-1 3/E/0 15:18
Feb. 28	at BOS	0-1 2/E/0 19:12	1-1 5/+1/2 18:50	HERSHEY	0-0 2/-1/0 12:48
Mar. 1	FLA	0-0 0/-1/0 20:28	1-0 2/E/0 19:58	HERSHEY	0-0 2/-1/0 16:31
Mar. 3	CAR	0-0 0/E/0 21:07	1-1 6/-1/0 22:46	HERSHEY	0-0 5/E/0 13:01
Mar. 5	TOR	0-0 0/-2/0 15:27	1-0 7/E/2 24:23	HERSHEY	0-0 1/E/0 16:30
Mar. 8	PIT	0-0 0/E/0 22:43	1-0 3/+1/0 23:00	DND	0-1 2/E/2 14:33
Mar. 10	at NSH	0-0 1/-1/0 19:44	0-1 8/+1/0 21:32	HERSHEY	0-0 4/E/0 12:30
Mar. 12	at PHI	0-0 1/-1/0 19:01	0-1 2/E/0 19:14	HERSHEY	0-0 1/E/0 15:01
Mar. 14	CAR	0-0 0/E/0 20:26	1-3 6/-3/2 21:33	HERSHEY	0-0 0/E/0 15:41
Mar. 16	at ATL	0-0 0/E/0 18:10	0-0 7/-1/2 20:06	HERSHEY	0-0 0/E/0 9:29
Mar. 17	at FLA	0-0 1/E/0 22:22	0-1 1/+1/2 17:49	HERSHEY	0-0 0/E/0 13:17
Mar. 19	at TB	0-0 0/+1/2 16:38	0-0 3/E/4 18:11	HERSHEY	0-1 2/+1/0 14:17
Mar. 21	at CAR	0-0 0/E/0 19:57	0-0 4/-1/2 18:38	HERSHEY	0-0 0/E/0 11:33
Mar. 24	at TOR	0-0 0/E/0 20:33	0-1 2/E/0 23:03	HERSHEY	0-0 1/E/0 9:28
Mar. 27	TB	DND	ILLNESS	HERSHEY	0-0 0/-1/0 12:02
Apr. 1	NYI	0-0 2/+1/5 17:21	0-1 5/E/0 19:43	HERSHEY	0-0 2/E/0 10:57
Apr. 3	BUF	0-0 1/-1/0 19:36	1-0 9/-1/0 19:44	HERSHEY	0-0 1/-1/0 15:03
Apr. 5	ATL	0-0 1/+2/0 17:33	1-1 2/+1/0 19:46	HERSHEY	0-0 0/E/0 12:29
Apr. 7	at ATL	0-1 1/E/0 21:56	1-0 2/E/0 17:22	HERSHEY	0-0 0/E/0 15:30
Apr. 9	at TB	0-0 0/E/0 19:16	0-0 3/E/0 18:33	HERSHEY	1-0 1/+1/0 13:34
Apr. 11	at FLA	0-0 0/-2/0 19:09	2-1 6/E/0 16:24	HERSHEY	0-0 3/-1/0 12:07

Jose Theodore Game-by-Game

GM	Date	Opp.	GP	GS	W	L	OT	MIN	GA	SV	SO	PIM	A	GAA	Sv. %	NOTES
1	Oct. 10	at ATL	1	1	0	0	0	30	4	13	0	0	0	8.00	0.765	
2	Oct. 11	CHI	1	1	1	0	0	60	2	19	0	0	1	2.00	0.905	1st Capitals win
3	Oct. 13	VAN														
4	Oct. 16	at PIT	1	1	1	0	0	60	3	23	0	0	0	3.00	0.885	
5	Oct. 18	NJ														
6	Oct. 21	at CGY	1	1	0	1	0	59	2	26	0	0	0	2.03	0.929	3rd star
7	Oct. 23	at PHX	1	1	0	1	0	59	2	32	0	0	0	2.03	0.941	
8	Oct. 25	at DAL	1	1	1	0	0	62	5	28	0	0	0	4.84	0.848	
9	Oct. 28	NSH	1	1	1	0	0	65	3	23	0	0	0	2.77	0.885	Won in shootout
10	Nov. 1	at BUF	1	1	0	1	0	60	5	22	0	0	0	5.00	0.815	
11	Nov. 4	at OTT														
12	Nov. 6	CAR														
13	Nov. 8	NYR														
14	Nov. 10	TB														
15	Nov. 12	at CAR	1	0	0	0	0	40	0	13	0	0	0	0.00	1.000	
16	Nov. 14	NJ	1	1	1	0	0	60	1	32	0	0	0	1.00	0.970	2nd star
17	Nov. 15	at NJ	1	1	0	0	1	64	5	28	0	0	0	4.69	0.848	Lost in shootout
18	Nov. 19	at ANA	1	1	1	0	0	60	4	28	0	0	0	4.00	0.875	
19	Nov. 20	at LA														
20	Nov. 22	at SJ														
21	Nov. 24	at MIN	1	1	0	1	0	59	4	29	0	0	0	4.07	0.879	
22	Nov. 26	ATL	1	1	1	0	0	60	3	15	0	0	0	3.00	0.833	
23	Nov. 28	MTL	1	1	1	0	0	60	0	28	1	0	0	0.00	1.000	1st star
24	Nov. 29	at CBJ														
25	Dec. 2	FLA	1	1	0	1	0	60	4	17	0	0	0	4.00	0.810	
26	Dec. 4	NYI														
27	Dec. 6	at TOR														
28	Dec. 7	at CAR	1	1	0	1	0	59	3	22	0	0	1	3.05	0.880	
29	Dec. 10	BOS														
30	Dec. 12	OTT														
31	Dec. 13	at MTL														
32	Dec. 16	at NYI														
33	Dec. 18	STL														
34	Dec. 20	at PHI	1	0	0	0	0	20	4	11	0	0	0	12.00	0.733	
35	Dec. 23	at NYR	1	1	1	0	0	52	4	21	0	0	0	4.62	0.840	
36	Dec. 26	BUF	1	1	1	0	0	60	2	22	0	0	0	2.00	0.917	
37	Dec. 28	TOR	1	1	1	0	0	60	1	23	0	2	0	1.00	0.958	3rd star
38	Dec. 30	at BUF	1	1	1	0	0	60	2	31	0	0	0	2.00	0.939	
39	Jan. 1	TB														
40	Jan. 3	NYR	1	1	1	0	0	60	1	21	0	0	0	1.00	0.955	
41	Jan. 6	PHI	1	1	1	0	0	65	1	33	0	0	0	0.92	0.971	1st star; won in shootout
42	Jan. 9	CBJ	1	1	0	1	0	60	3	20	0	0	0	3.00	0.870	
43	Jan. 10	at MTL														
44	Jan. 13	EDM	1	1	0	1	0	58	4	18	0	0	0	4.14	0.818	
45	Jan. 14	at PIT	1	1	1	0	0	60	3	26	0	0	0	3.00	0.897	
46	Jan. 17	BOS	1	1	1	0	0	60	1	23	0	0	0	1.00	0.958	
47	Jan. 19	at NYI	1	1	1	0	0	62	1	27	0	0	0	0.97	0.964	3rd star
48	Jan. 20	at OTT	1	1	0	1	0	59	3	31	0	0	0	3.05	0.912	
49	Jan. 27	at BOS	1	1	0	0	1	62	3	25	0	0	0	2.90	0.893	
50	Jan. 31	DET	1	1	1	0	0	60	2	27	0	0	0	2.00	0.931	
51	Feb. 1	OTT														
52	Feb. 3	at NJ	1	1	1	0	0	60	2	32	0	0	0	2.00	0.941	
53	Feb. 6	LA	1	1	0	1	0	58	5	30	0	0	0	5.17	0.857	
54	Feb. 7	FLA	1	1	1	0	0	60	1	20	0	0	0	1.00	0.952	1st star
55	Feb. 11	at NYR	1	1	0	0	1	65	4	28	0	0	0	3.69	0.875	Lost in shootout
56	Feb. 14	at TB														
57	Feb. 15	at FLA	1	1	1	0	0	60	2	29	0	0	0	2.00	0.935	3rd star
58	Feb. 18	MTL	1	1	1	0	0	65	3	30	0	0	0	2.77	0.909	Won in shootout
59	Feb. 20	COL	1	1	0	1	0	60	4	21	0	0	0	4.00	0.840	
60	Feb. 22	PIT	1	1	1	0	0	60	2	31	0	0	0	2.00	0.939	
61	Feb. 24	PHI	1	1	0	1	0	60	4	33	0	0	0	4.00	0.892	
62	Feb. 26	ATL														
63	Feb. 28	at BOS	1	1	1	0	0	60	3	34	0	0	0	3.00	0.919	
64	Mar. 1	FLA	1	1	0	1	0	20	4	13	0	0	0	12.00	0.765	
65	Mar. 3	CAR														
66	Mar. 5	TOR	1	1	0	1	0	58	2	27	0	0	0	2.07	0.931	
67	Mar. 8	PIT	1	1	0	0	1	65	3	19	0	0	0	2.77	0.864	Lost in shootout
68	Mar. 10	at NSH	1	1	1	0	0	62	1	27	0	0	0	0.97	0.964	
69	Mar. 12	at PHI	1	1	1	0	0	60	1	35	0	0	0	1.00	0.972	2nd star
70	Mar. 14	CAR	1	1	1	0	0	65	4	28	0	0	0	3.69	0.875	Won in shootout
71	Mar. 16	at ATL	1	1	0	1	0	33	4	15	0	0	0	7.27	0.789	
72	Mar. 17	at FLA	1	1	1	0	0	60	0	19	1	0	0	0.00	1.000	3rd star
73	Mar. 19	at TB														
74	Mar. 21	at CAR	1	1	0	1	0	59	3	26	0	0	0	3.05	0.897	
75	Mar. 24	at TOR	1	1	0	0	1	65	2	27	0	0	0	1.85	0.931	Lost in shootout
76	Mar. 27	TB	1	1	1	0	0	60	3	33	0	0	0	3.00	0.917	
77	Apr. 1	NYI	1	1	1	0	0	60	3	24	0	0	0	3.00	0.889	
78	Apr. 3	BUF														
79	Apr. 5	ATL	1	1	1	0	0	60	4	20	0	0	0	4.00	0.833	
80	Apr. 7	at ATL														
81	Apr. 9	at TB	1	1	1	0	0	60	2	22	0	0	0	2.00	0.917	500th NHL game
82	Apr. 11	at FLA	1	1	0	1	0	59	6	35	0	0	0	6.10	0.854	

Brent Johnson Game-by-Game

GM	Date	Opp.	GP	GS	W	L	OT	MIN	GA	SV	SO	PIM	A	GAA	Sv. %	NOTES
1	Oct. 10	at ATL	1	0	0	1	0	31	3	11	0	0	0	5.81	0.786	
3	Oct. 13	VAN	1	1	1	0	0	60	1	9	0	0	0	1.00	0.900	100th NHL win
5	Oct. 18	NJ	1	1	0	0	1	65	3	34	0	0	0	2.77	0.919	Lost in shootout
11	Nov. 4	at OTT	1	1	0	0	1	64	2	42	0	0	0	1.88	0.955	3rd star
12	Nov. 6	CAR	1	1	1	0	0	60	2	32	0	0	0	2.00	0.941	3rd star
13	Nov. 8	NYR	1	1	1	0	0	60	1	28	0	0	0	1.00	0.966	1st star
14	Nov. 10	TB	1	1	1	0	0	60	2	34	0	0	0	2.00	0.944	1st star
15	Nov. 12	at CAR	1	1	1	0	0	20	1	13	0	0	0	3.00	0.929	Injured; left after first
19	Nov. 20	at LA	1	1	0	1	0	59	3	28	0	0	0	3.05	0.903	
20	Nov. 22	at SJ	1	1	0	1	0	60	7	21	0	0	0	7.00	0.750	
24	Nov. 29	at CBJ	1	1	0	1	0	60	3	28	0	2	0	3.00	0.903	
26	Dec. 4	NYI	1	1	1	0	0	60	2	27	0	0	0	2.00	0.931	
27	Dec. 6	at TOR	1	1	1	0	0	60	1	19	0	0	0	1.00	0.950	
29	Dec. 10	BOS	1	1	1	0	0	60	1	33	0	0	0	1.00	0.971	1st star
30	Dec. 12	OTT	1	1	1	0	0	60	1	32	0	0	0	1.00	0.970	1st star
32	Dec. 16	at NYI	1	1	1	0	0	65	4	35	0	0	1	3.69	0.897	
34	Dec. 20	at PHI	1	1	0	1	0	40	3	10	0	0	0	4.50	0.769	
35	Dec. 23	at NYR	1	0	0	0	0	9	0	3	0	0	0	0.00	1.000	
39	Jan. 1	TB	1	1	1	0	0	60	4	23	0	0	0	4.00	0.852	
43	Jan. 10	at MTL	1	1	0	1	0	60	5	30	0	0	0	5.00	0.857	
51	Feb. 1	OTT	1	1	1	0	0	60	4	34	0	0	0	4.00	0.895	

Semyon Varlamov Game-by-Game

GM	Date	Opp.	GP	GS	W	L	OT	MIN	GA	SV	SO	PIM	A	GAA	Sv. %	NOTES
31	Dec. 13	at MTL	1	1	1	0	0	60	1	32	0	0	0	1.00	0.970	NHL debut; 1st star
33	Dec. 18	STL	1	1	1	0	0	60	2	29	0	0	0	2.00	0.935	2nd star
71	Mar. 16	at ATL	1	0	0	0	0	27	1	5	0	0	0	2.22	0.833	Recalled from Hershey
73	Mar. 19	at TB	1	1	1	0	0	60	2	26	0	0	0	2.00	0.929	
78	Apr. 3	BUF	1	1	0	0	1	62	5	25	0	0	0	4.84	0.833	
80	Apr. 7	at ATL	1	1	1	0	0	60	2	29	0	0	0	2.00	0.935	

Michal Neuvirth Game-by-Game

GM	Date	Opp.	GP	GS	W	L	OT	MIN	GA	SV	SO	PIM	A	GAA	Sv. %	NOTES
56	Feb. 14	at TB	1	1	1	0	0	60	1	31	0	0	0	1.00	0.969	NHL debut; 3rd star
62	Feb. 26	ATL	1	1	1	0	0	60	3	21	0	0	0	3.00	0.875	
64	Mar. 1	FLA	1	0	0	0	0	40	2	14	0	0	0	3.00	0.875	
65	Mar. 3	CAR	1	1	0	1	0	60	5	25	0	0	0	5.00	0.833	
66	Mar. 5	TOR	1	0	0	0	0	0	0	0	0	0	0	0.00	0.000	

2008-09 Goals and Shots by Period

GM	Date	Opp.	WSH GOALS				OT	OPP GOALS				OT	WSH SHOTS				OT	OPP SHOTS				OT	GOALS		SHOTS	
			1st	2nd	3rd			1st	2nd	3rd			1st	2nd	3rd			1st	2nd	3rd			WSH	OPP	WSH	OPP
1	Oct. 10	at ATL	1	3	0			3	1	3			13	17	13		12	10	9			4	7	43	31	
2	Oct. 11	CHI	1	1	2			2	0	0			6	12	16		10	6	5			4	2	34	21	
3	Oct. 13	VAN	2	3	0			1	0	0			10	15	10		2	1	7			5	1	35	10	
4	Oct. 16	at PIT	0	1	3			2	1	0			4	5	21		9	11	6			4	3	30	26	
5	Oct. 18	NJ	1	1	1	0		1	0	2	0		9	11	5	2	14	9	9	5		3	3	27	37	
6	Oct. 21	at CGY	1	0	0			0	2	0			9	13	9		11	11	6			1	2	31	28	
7	Oct. 23	at PHX	0	1	0			0	0	2			13	11	8		14	12	8			1	2	32	34	
8	Oct. 25	at DAL	2	2	1	1		2	1	2	0		7	12	10	1	12	6	13	2		6	5	30	33	
9	Oct. 28	NSH	2	0	1	0		1	1	1	0		19	7	3	3	4	7	15	0		3	3	32	26	
10	Nov. 1	at BUF	0	0	0			3	1	1			7	14	8		14	4	9			0	5	29	27	
11	Nov. 4	at OTT	0	1	0	0		0	1	0	1		9	10	6	2	13	15	13	3		1	2	27	44	
12	Nov. 6	CAR	0	1	2			1	1	0			15	9	9		13	8	13			3	2	33	34	
13	Nov. 8	NYR	2	0	1			0	0	1			13	9	6		7	8	14			3	1	28	29	
14	Nov. 10	TB	3	0	1			0	1	1			12	6	12		6	18	12			4	2	30	36	
15	Nov. 12	at CAR	3	1	1			1	0	0			15	7	15		14	6	7			5	1	37	27	
16	Nov. 14	NJ	1	1	1			0	0	1			11	7	9		13	13	7			3	1	27	33	
17	Nov. 15	at NJ	2	1	2	0		1	2	2	0		8	10	10	2	13	9	11	0		5	5	30	33	
18	Nov. 19	at ANA	3	2	1			2	0	2			14	14	5		5	11	16			6	4	33	32	
19	Nov. 20	at LA	0	1	1			1	1	3			3	6	12		12	11	10			2	5	21	33	
20	Nov. 22	at SJ	0	1	1			3	2	2			8	8	5		5	10	13			2	7	21	28	
21	Nov. 24	at MIN	0	0	3			1	1	2			11	6	11		9	17	7			3	4	28	33	
22	Nov. 26	ATL	3	1	1			1	1	1			11	12	10		4	9	5			5	3	33	18	
23	Nov. 28	MTL	1	0	2			0	0	0			9	7	14		6	13	9			3	0	30	28	
24	Nov. 29	at CBJ	0	0	0			1	1	1			8	8	10		15	7	9			0	3	26	31	
25	Dec. 2	FLA	1	0	2			0	3	2			8	6	12		4	9	9			3	5	26	22	
26	Dec. 4	NYI	2	0	3			1	1	0			17	12	18		8	13	8			5	2	47	29	
27	Dec. 6	at TOR	0	1	1			0	0	1			14	8	8		6	6	8			2	1	30	20	
28	Dec. 7	at CAR	0	0	1			1	0	2			11	16	12		10	9	6			1	3	39	25	
29	Dec. 10	BOS	1	1	1			0	1	0			6	9	11		14	10	10			3	1	26	34	
30	Dec. 12	OTT	1	2	2			0	0	1			7	11	16		14	9	10			5	1	34	33	
31	Dec. 13	at MTL	1	0	1			0	1	0			11	9	6		6	13	14			2	1	26	33	
32	Dec. 16	at NYI	2	2	0	1		1	1	2	0		15	18	5	2	12	8	17	2		5	4	40	39	
33	Dec. 18	STL	1	2	1			0	1	1			11	14	4		11	9	11			4	2	29	31	
34	Dec. 20	at PHI	0	0	1			1	2	4			25	14	9		6	7	15			1	7	48	28	
35	Dec. 23	at NYR	0	1	3	1		3	1	0	0		9	14	12	1	8	12	8	0		5	4	36	28	
36	Dec. 26	BUF	0	1	2			0	0	2			15	8	11		8	7	9			3	2	34	24	
37	Dec. 28	TOR	0	2	2			1	0	0			12	12	5		9	6	9			4	1	29	24	
38	Dec. 30	at BUF	2	1	1			0	0	2			12	8	11		10	7	16			4	2	31	33	
39	Jan. 1	TB	3	1	3			0	3	1			15	14	6		8	11	8			7	4	35	27	
40	Jan. 3	NYR	0	2	0			0	1	0			7	18	6		7	8	7			2	1	31	22	
41	Jan. 6	PHI	1	0	0	0		0	0	1	0		10	13	10	1	12	11	5	6		1	1	34	34	
42	Jan. 9	CBJ	0	0	0			1	1	1			18	9	18		4	8	11			0	3	45	23	
43	Jan. 10	at MTL	1	1	2			1	0	4			13	12	10		12	13	10			4	5	35	35	
44	Jan. 13	EDM	0	1	1			2	1	2			19	7	10		9	8	6			2	5	36	23	
45	Jan. 14	at PIT	0	2	4			1	1	1			11	13	18		11	6	12			6	3	42	29	
46	Jan. 17	BOS	0	1	1			0	1	0			7	10	13		5	9	10			2	1	30	24	
47	Jan. 19	at NYI	1	0	0	1		0	0	1	0		14	12	8	4	11	8	9	0		2	1	38	28	
48	Jan. 20	at OTT	0	2	0			2	0	1			7	19	5		13	3	18			2	3	31	34	
49	Jan. 27	at BOS	2	0	0	0		1	1	0	1		14	12	8	2	8	8	10	2		2	3	36	28	
50	Jan. 31	DET	1	1	2			1	1	0			13	4	10		12	6	11			4	2	27	29	
51	Feb. 1	OTT	2	4	1			1	1	2			12	13	5		9	16	13			7	4	30	38	
52	Feb. 3	at NJ	2	1	2			0	1	1			13	8	5		10	7	17			5	2	26	34	
53	Feb. 6	LA	1	1	2			1	3	1			9	14	22		12	18	5			4	5	45	35	
54	Feb. 7	FLA	1	0	2			1	0	0			15	11	13		7	9	5			3	1	39	21	
55	Feb. 11	at NYR	2	2	0	0		1	3	0	0		13	8	6	3	9	11	9	3		4	4	30	32	
56	Feb. 14	at TB	3	1	1			0	1	0			12	12	8		14	14	4			5	1	32	32	
57	Feb. 15	at FLA	1	1	2			0	1	1			8	13	12		11	10	10			4	2	33	31	
58	Feb. 18	MTL	2	0	1	0		2	0	1	0		14	10	7	4	10	9	12	2		3	3	35	33	
59	Feb. 20	COL	1	0	0			1	1	2			8	8	13		12	8	5			1	4	29	25	
60	Feb. 22	PIT	2	3	0			1	1	0			10	16	8		11	10	12			5	2	34	33	
61	Feb. 24	PHI	1	1	0			0	1																	

Year-by-Year Results

YEAR	GP	W	L	T	OT	PTS	PCT	GF	GA	DIV. FINISH	PLAYOFF RESULTS
2008-09	82	50	24	-	8	108	.659	272	245	1st	Lost Conf. Semifinals
2007-08	82	43	31	-	8	94	.573	242	231	1st	Lost Conf. Quarterfinals
2006-07	82	28	40	-	14	70	.427	235	286	5th	Did Not Qualify
2005-06	82	29	41	-	12	70	.427	237	306	5th	Did Not Qualify
2003-04	82	23	46	10	3	59	.360	186	253	5th	Did Not Qualify
2002-03	82	39	29	8	6	92	.561	224	220	2nd	Lost Conf. Quarterfinals
2001-02	82	36	33	11	2	85	.518	228	240	2nd	Did Not Qualify
2000-01	82	41	27	10	4	96	.585	233	211	1st	Lost Conf. Quarterfinals
1999-00	82	44	24	12	2	102	.622	227	194	1st	Lost Conf. Quarterfinals
1998-99	82	31	45	6	-	68	.415	200	218	3rd	Did Not Qualify
1997-98	82	40	30	12	-	92	.561	219	202	3rd	Lost Stanley Cup Finals
1996-97	82	33	40	9	-	75	.457	214	231	5th	Did Not Qualify
1995-96	82	39	32	11	-	89	.543	234	204	4th	Lost Conf. Quarterfinals
1994-95	48	22	18	8	-	52	.542	136	120	3rd	Lost Conf. Quarterfinals
1993-94	84	39	35	10	-	88	.524	277	263	3rd	Lost Conf. Semifinals
1992-93	84	43	34	7	-	93	.554	325	286	2nd	Lost Div. Semifinals
1991-92	80	45	27	8	-	98	.613	330	275	2nd	Lost Div. Semifinals
1990-91	80	37	36	7	-	81	.506	258	258	3rd	Lost Div. Finals
1989-90	80	36	38	6	-	78	.488	284	275	3rd	Lost Conf. Finals
1988-89	80	41	29	10	-	92	.575	305	259	1st	Lost Div. Semifinals
1987-88	80	38	33	9	-	85	.531	281	249	2nd	Lost Div. Finals
1986-87	80	38	32	10	-	86	.538	285	278	2nd	Lost Div. Semifinals
1985-86	80	50	23	7	-	107	.669	315	272	2nd	Lost Div. Finals
1984-85	80	46	25	9	-	101	.631	322	240	2nd	Lost Div. Semifinals
1983-84	80	48	27	5	-	101	.631	308	226	2nd	Lost Div. Finals
1982-83	80	39	25	16	-	94	.588	306	283	3rd	Lost Div. Semifinals
1981-82	80	26	41	13	-	65	.406	319	338	5th	Did Not Qualify
1980-81	80	26	36	18	-	70	.438	286	317	5th	Did Not Qualify
1979-80	80	27	40	13	-	67	.419	261	293	5th	Did Not Qualify
1978-79	80	24	41	15	-	63	.394	273	338	4th	Did Not Qualify
1977-78	80	17	49	14	-	48	.300	195	321	5th	Did Not Qualify
1976-77	80	24	42	14	-	62	.388	221	307	4th	Did Not Qualify
1975-76	80	11	59	10	-	32	.200	224	394	5th	Did Not Qualify
1974-75	80	8	67	5	-	21	.131	181	446	5th	Did Not Qualify
Total	2,722	1,161	1,199	303	59	2,684	.493	8,643	9,079	-	-

HOME

AWAY

YEAR	GP	W	L	T	OT	PTS	GF	GA	GP	W	L	T	OT	PTS	GF	GA
2008-09	41	29	9	-	3	61	146	112	41	21	15	-	5	47	126	133
2007-08	41	23	15	-	3	48	127	110	41	20	16	-	5	45	115	121
2006-07	41	17	17	-	7	41	130	135	41	11	23	-	7	29	105	151
2005-06	41	16	18	-	7	39	126	145	41	13	23	-	5	31	111	161
2003-04	41	13	20	6	2	34	97	119	41	10	26	4	1	25	89	134
2002-03	41	24	13	2	2	52	128	116	41	15	16	6	4	40	96	104
2001-02	41	21	12	6	2	50	124	110	41	15	21	5	0	35	104	130
2000-01	41	24	9	6	2	56	129	98	41	17	18	4	2	40	104	113
1999-00	41	26	5	8	2	62	120	83	41	18	19	4	0	40	107	111
1998-99	41	16	23	2	-	34	107	111	41	15	22	4	-	34	93	107
1997-98#	41	23	12	6	-	52	116	94	41	17	18	6	-	40	103	108
1996-97	41	19	17	5	-	43	109	109	41	14	23	4	-	32	105	122
1995-96	41	21	15	5	-	47	124	97	41	18	17	6	-	42	110	107
1994-95	24	15	6	3	-	33	75	48	24	7	12	5	-	19	61	72
1993-94*	41	17	15	9	-	43	135	121	41	21	19	1	-	43	132	133
1992-93*	41	20	15	6	-	46	159	134	41	21	19	1	-	43	158	149
1991-92	40	25	12	3	-	53	171	131	40	20	15	5	-	45	159	138
1990-91	40	21	14	5	-	47	145	123	40	16	22	2	-	34	113	135
1989-90	40	19	18	3	-	41	155	137	40	17	20	3	-	37	129	138
1988-89	40	25	12	3	-	53	159	117	40	16	17	7	-	39	150	142
1987-88	40	22	14	4	-	48	148	116	40	16	19	5	-	37	130	128
1986-87	40	22	15	3	-	47	147	131	40	16	17	7	-	39	138	147
1985-86	40	30	8	2	-	62	176	126	40	20	15	5	-	45	138	146
1984-85	40	27	11	2	-	56	173	109	40	19	14	7	-	45	149	131
1983-84	40	26	11	3	-	55	179	101	40	22	16	2	-	46	129	121
1982-83	40	22	12	6	-	50	153	132	40	17	13	10	-	44	153	151
1981-82	40	16	16	8	-	40	189	152	40	10	25	5	-	25	130	186
1980-81	40	16	17	7	-	39	152	151	40	10	19	11	-	31	134	162
1979-80	40	20	14	6	-	46	162	138	40	7	26	7	-	21	97	155
1978-79	40	15	19	6	-	36	151	162	40	9	22	9	-	27	122	176
1977-78	40	10	23	7	-	27	104	158	40	7	26	7	-	21	91	163
1976-77	40	17	15	8	-	42	132	123	40	7	27	6	-	20	89	184
1975-76	40	6	26	8	-	20	117	166	40	5	33	2	-	12	107	223
1974-75	40	7	28	5	-	19	98	191	40	1	39	0	-	2	83	256
Total	1,359	670	506	153	30	1,522	4,663	4,206	1,359	488	692	150	29	1,155	3,960	4,848

* Not counting neutral-site games (2-0-0 in 1992-93; 1-1-0 in 1993-94)
 # Team started 5-3-2 at US Airways Arena; finished 18-9-4 at MCI Center

Year-by-Year Leaders

Year	Points	Goals	Assists	Penalty Minutes	Power-Play Goals
2008-09	Ovechkin 110	Ovechkin 56	Backstrom 66	Brashear 121	Ovechkin 19
2007-08	Ovechkin 112	Ovechkin 65	Backstrom 55	Brashear 119	Ovechkin 22
2006-07	Ovechkin 92	Ovechkin 46	Ovechkin 46	Brashear 156	Semin 17
2005-06	Ovechkin 106	Ovechkin 52	Ovechkin 54	Clark 110	Ovechkin 21
2003-04	Halpern 46	Halpern 19	Halpern 27	Verot 135	Halpern 7
2002-03	Jagr 77	Jagr 36	Gonchar 49	Doig 108	Jagr 13
2001-02	Jagr 69	Bondra 39	Jagr 48	Simon 137	Bondra 17
2000-01	Oates 82	Bondra 45	Oates 69	Simon 109	Bondra 22
1999-00	Oates 71	Simon 29	Oates 56	Simon 146	Simon 7
1998-99	Bondra 55	Bondra 31	Oates 42	Berube 166	Gonchar 13
1997-98	Bondra 78	Bondra 52	Oates 58	Berube 189	Bondra 11
1996-97	Bondra 77	Bondra 46	Hunter 32	Berube 218	Bondra 10
1995-96	Pivonka 81	Bondra 52	Pivonka 65	Kaminski 164	Bondra 11
1994-95	Juneau/Bondra 43	Bondra 34	Juneau 38	Berube 173	Bondra 12
1993-94	Ridley 70	Khrstich 29	Ridley 44	Berube 305	Khrstich/Ridley 10
1992-93	Bondra 85	Bondra 37	Hunter 59	May 268	Hatcher 13
1991-92	Pivonka 80	Ciccarelli 38	Pivonka 57	May 221	Khrstich 14
1990-91	Hatcher 74	Miller/Hatcher 24	Hatcher/Pivonka 50	May 264	Hatcher/Hunter 9
1989-90	Ciccarelli 79	Ciccarelli 41	Ridley 43	May 339	Ciccarelli/Pivonka 10
1988-89	Ridley 89	Courttnall 42	Stevens 61	Stevens 225	(Three players)* 16
1987-88	Gartner 81	Gartner 48	Stevens 60	Hunter 240	Gartner 19
1986-87	Murphy 81	Gartner 41	Murphy 58	Stevens 285	Laughlin 11
1985-86	Christian 83	Christian 41	Gustafsson 52	Stevens 165	Christian 18
1984-85	Gartner 102	Carpenter 53	Gartner 52	Stevens 221	Gartner 17
1983-84	Gartner 85	Gartner 40	Christian 52	Stevens 201	Christian 9
1982-83	Maruk 81	Gartner 38	Maruk 50	Holt 275	Carpenter 14
1981-82	Maruk 136	Maruk 60	Maruk 76	Holt 250	Maruk 20
1980-81	Maruk 97	Maruk 50	Maruk 47	Hangsleben 198	Maruk 16
1979-80	Gartner 68	Gartner 36	Picard 43	Mulvey 240	Walter 12
1978-79	Maruk 90	Maruk/Rowe 31	Maruk 59	Lane 147	Charron/Sirois 9
1977-78	Charron 73	Charron 38	Sirois 37	Lane 195	Meehan 7
1976-77	Charron 82	Charron 36	Charron 46	Lane 207	Meehan 9
1975-76	Pyatt 49	Pyatt 26	Monahan 29	Labre 146	White 7
1974-75	Williams 58	Williams 22	Williams 36	Labre 182	Dupere 8
Year	Plus/Minus Rating	Goaltender Wins	Goals-Against Average	Shutouts	Faceoff Percentage
2008-09	Semin +25	Theodore 32	Johnson 2.81	Theodore 2	Steckel 57.9%
2007-08	Kozlov/Ovechkin +28	Kolzig 25	Kolzig 2.91	Huet 2	Fedorov 58.0%
2006-07	Gordon +10	Kolzig 22	Kolzig 3.00	Kolzig 1	Gordon 52.1%
2005-06	Clark +9	Kolzig 20	Johnson 3.44	Johnson 1	Halpern 55.2%
2003-04	Semin/Whitfield -2	Kolzig 19	Kolzig 2.89	Kolzig 2	Halpern 54.3%
2002-03	Klee +22	Kolzig 33	Kolzig 2.40	Kolzig 4	Halpern 54.1%
2001-02	Bondra +17	Kolzig 31	Kolzig 2.79	Kolzig 6	Oates 56.5%
2000-01	Reekie +14	Kolzig 37	Kolzig 2.48	Kolzig 5	Oates 58.9%
1999-00	Gonchar +26	Kolzig 41	Kolzig 2.24	Kolzig 5	Oates 56.8%
1998-99	Reekie +11	Kolzig 26	Tabaracci 2.51	Kolzig 4	Oates 59.2%
1997-98	Reekie +15	Kolzig 33	Kolzig 2.20	Kolzig 5	Oates 57.6%
1996-97	Cote +11	Carey 17	Kolzig 2.59	Kolzig 2	
1995-96	Tinordi +26	Carey 35	Carey 2.26	Carey 9	
1994-95	Reekie +10	Carey 18	Carey 2.13	Carey 4	
1993-94	Cote +30	Beaupre 24	Beaupre 2.84	Beaupre/Tabaracci 2	
1992-93	Khrstich +29	Beaupre 27	Beaupre 3.31	Tabaracci 2	
1991-92	Khrstich +24	Beaupre 29	Beaupre 3.20	Beaupre/Liut 1	
1990-91	Langway +12	Beaupre 20	Beaupre 2.64	Beaupre 5	
1989-90	Courttnall +27	Beaupre 23	Beaupre 3.22	Beaupre 2	
1988-89	Hatcher +19	Peeters 20	Peeters 2.85	Peeters 4	
1987-88	Gartner +20	Malarchuk 24	Peeters 2.78	Malarchuk 4	
1986-87	Murphy +25	Mason 20	Peeters 3.21	N/A 0	
1985-86	Haworth +36	Jensen 28	Jensen 3.18	Jensen 2	
1984-85	Langway +35	Riggin 28	Riggin 2.98	Riggin 2	
1983-84	Gustafsson +29	Jensen 25	Riggin 2.66	Jensen/Riggin 4	
1982-83	Currie +18	Jensen 22	Riggin 3.36	Jensen 1	
1981-82	Robertson -1	Parro 16	Jensen 3.81	Parro 1	
1980-81	Gustafsson +11	Palmateer 18	Palmateer 3.85	Palmateer 2	
1979-80	Gartner +15	Stephenson 18	Stephenson 3.57	N/A 0	
1978-79	Edberg +11	Inness 14	Inness 3.70	N/A 0	
1977-78	Marson +1	Bedard 11	Bedard 3.66	Bedard 1	
1976-77	Riley +4	Low 16	Wolfe 3.84	Wolfe 1	
1975-76	Gryp -18	Low 6	Wolfe 4.16	N/A 0	
1974-75	Brooks -19	Low 8	Belhumeur 5.36	Low 1	
2008-09	Ovechkin 243				
2007-08	Ovechkin 220				
2006-07	Ovechkin 184				
2005-06	Ovechkin 172				
Blocked Shots					
2008-09	Jurcina 131				
2007-08	Poti 119				
2006-07	Pothier 140				
2005-06	Morrisonn/Witt 131				
Takeaways					
2008-09	Backstrom 77				
2007-08	Backstrom 72				
2006-07	Ovechkin 67				
2005-06	Ovechkin 69				

* Mike Ridley, Geoff Courttnall and Dino Ciccarelli (three of Ciccarelli's 16 power-play goals in 1988-89 were with Washington).

Career Leaders

GAMES PLAYED

1. Calle Johansson 983
2. Peter Bondra 961
3. Kelly Miller 940
4. Dale Hunter 872
5. Michal Pivonka 825
6. Mike Gartner 758
7. Rod Langway 726
8. Olie Kolzig 711
9. Steve Konowalchuk 693
10. Kevin Hatcher 685

GOALS

1. Peter Bondra 472
2. Mike Gartner 397
3. Alex Ovechkin 219
4. Mike Ridley 218
5. Bengt Gustafsson 196
6. Dave Christian 193
7. Bob Carpenter 188
8. Dennis Maruk 182
9. Dale Hunter 181
10. Michal Pivonka 181

ASSISTS

1. Michal Pivonka 418
2. Mike Gartner 392
3. Dale Hunter 375
4. Calle Johansson 361
5. Peter Bondra 360
6. Bengt Gustafsson 359
7. Scott Stevens 331
8. Mike Ridley 329
9. Kevin Hatcher 277
10. Sergei Gonchar 272

PENALTY MINUTES

1. Dale Hunter 2,003
2. Scott Stevens 1,628
3. Craig Berube 1,202
4. Alan May 1,189
5. Brendan Witt 1,035
6. Kevin Hatcher 999
7. Mike Gartner 770
8. Yvon Labre 756
9. Greg Adams 694
10. Joe Reekie 688

POWER-PLAY GOALS

1. Peter Bondra 137
2. Mike Gartner 98
3. Alex Ovechkin 78
4. Dale Hunter 72

SHORTHANDED GOALS

1. Peter Bondra 32
2. Mike Ridley 17
3. Bengt Gustafsson 17
4. Kelly Miller 15

GAME-WINNING GOALS

1. Peter Bondra 73
2. Mike Gartner 54
3. Alex Ovechkin 34
4. Bengt Gustafsson 33

PLUS/MINUS RATING

1. Rod Langway +117
2. Scott Stevens +88
3. Joe Reekie +86
4. Kelly Miller +75
5. Peter Bondra +74

GOALTENDING (MINIMUM 3,000 MIN.)

GAMES PLAYED

1. Olie Kolzig 711
2. Don Beaupre 269
3. Al Jensen 173

MINUTES

1. Olie Kolzig 41,259
2. Don Beaupre 15,186
3. Al Jensen 9,614

WINS

1. Olie Kolzig 301
2. Don Beaupre 128
3. Al Jensen 94

GOALS-AGAINST AVERAGE

1. Jim Carey 2.37
2. Rick Tabaracci 2.55
3. Olie Kolzig 2.70

SAVE PERCENTAGE

1. Olie Kolzig 906
2. Rick Tabaracci 899
3. Bob Mason 889

SAVES

1. Olie Kolzig 18,013
2. Don Beaupre 6,040
3. Ron Low 4,630

SHUTOUTS

1. Olie Kolzig 35
2. Jim Carey 14
3. Don Beaupre 12

TOP 50 POINT SCORERS

No.	Player	Years	GP	G	A	P	PIM	No.	Player	Years	GP	G	A	P	PIM
1.	Peter Bondra	1990-04	961	472	353	825	679	26.	Joe Juneau	1993-99	321	63	173	236	100
2.	Mike Gartner	1979-89	758	397	392	789	770	27.	Gaetan Duchesne	1981-87	451	87	138	225	251
3.	Michal Pivonka	1986-99	825	181	418	599	478	28.	Alexander Semin	2003-	254	108	108	216	257
4.	Dale Hunter	1987-99	872	181	375	556	2003	29.	Dainius Zubrus	2000-07	331	86	130	216	260
5.	Bengt Gustafsson	1979-89	629	196	359	555	196	30.	Jeff Halpern	1999-06	438	87	127	214	351
6.	Mike Ridley	1986-94	588	218	329	547	250	31.	Dino Ciccarelli	1988-92	223	112	97	209	278
7.	Calle Johansson	1989-03	983	113	361	474	449	32.	Rod Langway	1982-93	726	25	177	202	502
8.	Dennis Maruk	1978-83	343	182	249	431	365	33.	Jaromir Jagr	2001-04	190	83	118	201	106
9.	Scott Stevens	1982-90	601	98	331	429	1628	34.	Al Iafra	1990-94	256	58	118	176	616
10.	Kevin Hatcher	1984-94	685	149	277	426	999	35.	Andrei Nikolishin	1996-02	407	58	113	171	174
11.	Alex Ovechkin	2005-	324	219	201	420	216	36.	Rick Green	1976-82	377	31	127	158	381
12.	Dave Christian	1983-90	504	193	224	417	107	37.	Nicklas Backstrom	2007-	164	36	121	157	70
13.	Sergei Gonchar	1994-04	654	144	272	416	517	38.	Robert Picard	1977-80	230	42	114	156	308
14.	Kelly Miller	1986-99	940	162	246	408	436	39.	Geoff Courtnall	1988-90	159	77	77	154	216
15.	Bob Carpenter	1981-87, '92-93	490	188	207	395	462	40.	Greg Adams	1983-88	331	55	98	153	694
16.	Adam Oates	1997-01	387	73	290	363	126	41.	Chris Simon	1996-02	320	72	79	151	666
17.	Larry Murphy	1983-89	453	85	259	344	332	42.	Mike Green	2005-	242	52	92	144	184
18.	Steve Konowalchuk	1992-04	693	146	196	342	619	43.	Gerry Meehan	1975-79	208	65	79	144	33
19.	Dmitri Khristich	1990-02	419	140	160	300	218	44.	Darren Veitch	1980-86	319	25	118	143	181
20.	Craig Laughlin	1982-88	428	110	173	283	284	45.	Robert Lang	2002-04	145	51	92	143	46
21.	Ryan Walter	1978-82	307	114	163	277	468	46.	Ulf Dahlen	1999-02	217	53	84	138	22
22.	Bobby Gould	1981-89	600	134	142	276	476	47.	Richard Zednik	1995-07	289	69	65	134	213
23.	Guy Charron	1976-81	320	118	156	274	54	48.	Brooks Laich	2004-	314	59	71	130	121
24.	Sylvain Cote	1991-02	622	75	195	270	336	49.	Michael Nylander	2002-04, '07-	186	37	91	128	100
25.	Alan Haworth	1982-87	346	129	139	268	249	50.	Keith Jones	1992-97	258	62	65	127	454

Single-Season Leaders

GAMES PLAYED

1. Craig Berube (1993-94)	84
Sylvain Cote (1993-94)	84
Calle Johansson (1993-94)	84
Kelly Miller (1993-94)	84
Dale Hunter (1992-93)	84
Kelly Miller (1992-93)	84
Mike Ridley (1992-93)	84

POINTS

1. Dennis Maruk (1981-82)	136
2. Alex Ovechkin (2007-08)	112
3. Alex Ovechkin (2008-09)	110
4. Alex Ovechkin (2005-06)	106
5. Mike Gartner (1984-85)	102
6. Dennis Maruk (1980-81)	97
7. Bob Carpenter (1984-85)	95
8. Mike Gartner (1980-81)	94
9. Alex Ovechkin (2006-07)	92
10. Dennis Maruk (1978-79)	90

GOALS

1. Alex Ovechkin (2007-08)	65
2. Dennis Maruk (1981-82)	60
3. Alex Ovechkin (2008-09)	56
4. Bob Carpenter (1984-85)	53
5. Alex Ovechkin (2005-06)	52
Peter Bondra (1997-98)	52
Peter Bondra (1995-96)	52
8. Mike Gartner (1984-85)	50
Dennis Maruk (1980-81)	50
10. Mike Gartner (1987-88)	48
Mike Gartner (1980-81)	48

ASSISTS

1. Dennis Maruk (1981-82)	76
2. Adam Oates (2000-01)	69
3. Nicklas Backstrom (2008-09)	66
4. Michal Pivonka (1995-96)	65
5. Scott Stevens (1988-89)	61
6. Scott Stevens (1987-88)	60
Adam Oates (1996-97)	60
8. Dale Hunter (1992-93)	59
Dennis Maruk (1978-79)	59
10. Adam Oates (1997-98)	58
Larry Murphy (1986-87)	58

PENALTY MINUTES

1. Alan May (1989-90)	339
2. Craig Berube (1993-94)	305
3. Neil Sheehy (1989-90)	291
4. Scott Stevens (1986-87)	285
5. Randy Holt (1980-81)	275
6. Alan May (1992-93)	268
7. Alan May (1990-91)	264
8. Randy Holt (1981-82)	250
9. Paul Mulvey (1979-80)	240
10. Dale Hunter (1987-88)	238

POWER-PLAY GOALS

1. Alex Ovechkin (2007-08)	22
Peter Bondra (2000-01)	22
2. Alex Ovechkin (2005-06)	21
3. Dennis Maruk (1981-82)	20
4. Alex Ovechkin (2008-09)	19
Mike Gartner (1987-88)	19
Ryan Walter (1981-82)	19
7. Mike Green (2008-09)	18
Dave Christian (1985-86)	18
Chris Valentine (1981-82)	18

SHORTHANDED GOALS

1. Peter Bondra (1994-95)	6
Mike Gartner (1986-87)	6
3. Matt Pettinger (2005-06)	5
Peter Bondra (1997-98)	5
Mike Ridley (1991-92)	5
Mike Ridley (1990-91)	5
Bengt Gustafsson (1987-88)	5

GAME-WINNING GOALS

1. Peter Bondra (1997-98)	13
2. Alex Ovechkin (2007-08)	11
Mike Gartner (1984-85)	11
3. Alex Ovechkin (2008-09)	10
Mike Gartner (1986-87)	10
5. Jaromir Jagr (2002-03)	9
Mike Ridley (1988-89)	9

PLUS/MINUS RATING

1. Alan Haworth (1985-86)	+36
2. Rod Langway (1984-85)	+35
3. Darren Veitch (1984-85)	+31
4. Sylvain Cote (1993-94)	+30
5. Dmitri Khristich (1992-93)	+29
Bengt Gustafsson (1983-84)	+29

GOALTENDING

GAMES PLAYED

1. Olie Kolzig (1999-00)	73
2. Olie Kolzig (2000-01)	72
3. Jim Carey (1995-96)	71
Olie Kolzig (2001-02)	71

MINUTES

1. Olie Kolzig (1999-00)	4,371
2. Olie Kolzig (2000-01)	4,278
3. Olie Kolzig (2001-02)	4,131

WINS

1. Olie Kolzig (1999-00)	41
2. Olie Kolzig (2000-01)	37
3. Jim Carey (1995-96)	35

GOALS-AGAINST AVERAGE

1. Jim Carey (1994-95)	2.13
2. Olie Kolzig (1997-98)	2.20
3. Olie Kolzig (1999-00)	2.24

SAVE PERCENTAGE

1. Olie Kolzig (1997-98)920
2. Olie Kolzig (2002-03)919
3. Olie Kolzig (1999-00)917

SHUTOUTS

1. Jim Carey (1995-96)	9
2. Olie Kolzig (2001-02)	6
3. Olie Kolzig (2000-01)	5
Olie Kolzig (1999-00)	5
Olie Kolzig (1997-98)	5
Don Beaupre (1990-91)	5

TOP CAREER GOALTENDERS

MINIMUM 3,000 MINUTES PLAYED; RANKED BY GOALS-AGAINST AVERAGE

No.	Player	Years	GP	MIN	W	L	T/OT	GA	GAA	SO	SA	PCT
1.	Jim Carey	1994-97	139	7,966	70	48	15	315	2.37	14	3,269	.904
2.	Rick Tabaracci	1992-99	69	3,700	21	31	7	157	2.55	6	1,656	.905
3.	Olie Kolzig	1989-08	711	41,259	301	293	86	1,860	2.70	35	19,873	.906
4.	Jose Theodore	2008-	57	3,287	32	17	5	157	2.87	2	1,572	.900
5.	Pat Riggin	1982-86	143	8,217	67	46	19	414	3.02	6	3,550	.883
6.	Don Beaupre	1988-94	269	15,186	128	96	27	773	3.05	12	6,813	.887
7.	Pete Peeters	1985-89	139	7,773	70	41	15	396	3.06	7	3,496	.887
8.	Bob Mason	1983-90	76	4,155	35	29	7	219	3.16	1	1,978	.889
9.	Brent Johnson	2005-09	96	5,220	34	41	12	279	3.21	1	2,827	.901
10.	Al Jensen	1981-87	173	9,614	94	48	18	523	3.26	8	N/A	N/A
11.	Clint Malarchuk	1987-89	96	5,354	40	38	11	295	3.31	5	2,485	.881
12.	Mike Liut	1989-92	64	3,435	27	27	5	201	3.51	2	1,561	.871
13.	Jim Hrivnak	1989-93	59	3,067	28	19	3	180	3.52	0	1,470	.878
14.	Gary Inness	1978-81	54	3,014	16	24	12	183	3.64	0	N/A	N/A
15.	Wayne Stephenson	1979-81	76	4,156	22	31	15	253	3.65	1	N/A	N/A
16.	Jim Bedard	1977-79	73	4,232	17	40	13	278	3.94	1	N/A	N/A
17.	Mike Palmateer	1980-81	60	3,263	20	26	11	219	4.03	2	N/A	N/A
18.	Dave Parro	1980-84	77	4,015	21	36	10	274	4.09	2	N/A	N/A
19.	Bernie Wolfe	1975-79	120	6,104	20	61	21	424	4.17	1	N/A	N/A
20.	Ron Low	1974-77	145	7,795	30	94	9	631	4.86	1	N/A	N/A

2008-09

50-24-8, 108 points

	W	L	OT	PTS
Home	29	9	3	61
Away	21	15	5	47
1st Half	27	11	3	57
2nd Half	23	13	5	51
October	5	3	1	11
November	8	5	2	18
December	11	3	0	22
January	7	4	1	15
February	9	3	1	19
March	6	5	2	14
April	4	1	1	9

Head Coach
Bruce Boudreau



NICKLAS BACKSTROM

Player	GP	G	A	PTS	PIM	+/-	PP	SH	GW
Alex Ovechkin	79	56	54	110	72	8	19	1	10
Nicklas Backstrom	82	22	66	88	46	16	14	0	1
Alexander Semin	62	34	45	79	77	25	8	0	8
Mike Green	68	31	42	73	68	24	18	1	4
Brooks Laich	82	23	30	53	31	-1	9	1	3
Viktor Kozlov	67	13	28	41	16	-9	2	0	0
Tomas Fleischmann	73	19	18	37	20	-3	7	0	4
Sergei Fedorov	52	11	22	33	50	4	2	0	2
Michael Nylander	72	9	24	33	32	E	4	0	2
Eric Fehr	61	12	13	25	22	8	1	0	2
David Steckel	76	8	11	19	34	2	0	2	1
Boyd Gordon	63	5	9	14	16	-4	0	1	2
Milan Jurcina	79	3	11	14	68	1	0	0	1
Tom Poti	52	3	10	13	28	3	0	0	1
Shaone Morrisonn	72	3	10	13	77	4	0	0	1
Jeff Schultz	64	1	11	12	21	13	0	1	0
Matt Bradley	81	5	6	11	59	-1	0	0	1
Keith Aucoin	12	2	4	6	4	5	1	0	0
Chris Clark	32	1	5	6	32	-3	0	0	0
Tyler Sloan	26	1	4	5	14	4	0	0	0
*Karl Alzner	30	1	4	5	2	-1	0	0	0
Donald Brashear	63	1	3	4	121	-6	0	0	1
*Sami Lepisto	7	0	4	4	6	-3	0	0	0
John Erskine	52	0	4	4	63	1	0	0	0
Brian Pothier	9	1	2	3	4	E	0	0	1
Bryan Helmer	12	0	3	3	2	-1	0	0	0
Jose Theodore	57	0	3	3	6	E	0	0	0
*Sean Collins	15	1	1	2	12	1	0	0	0
Alexandre Giroux	12	1	1	2	10	4	0	0	1
*Chris Bourque	8	1	0	1	0	E	0	0	0
Brent Johnson	21	0	1	1	2	E	0	0	0
*Oskar Osala	2	0	0	0	0	-1	0	0	0
*Andrew Gordon	1	0	0	0	0	E	0	0	0
Graham Mink	2	0	0	0	0	E	0	0	0
*Michal Neuvirth	5	0	0	0	0	E	0	0	0
*Simeon Varlamov	6	0	0	0	0	E	0	0	0
Quintin Laing	1	0	0	0	0	1	0	0	0
Staffan Kronwall	3	0	0	0	0	-1	0	0	0
*Jay Beagle	3	0	0	0	2	-3	0	0	0

Goaltender	GP	MIN	GA	SO	EN	GAA	W-L-OT
Jose Theodore	57	3,287	157	2	4	2.87	32-17-5
Brent Johnson	21	1,131	53	0	2	2.81	12-6-2
*Simeon Varlamov	6	329	13	0	0	2.37	4-0-1
*Michal Neuvirth	5	220	11	0	0	3.00	2-1-0

* Indicates rookie

Date	Opponent	Result	Record	Pts
10/10	@ Atlanta	L 4-7	0-1-0	0
10/11	Chicago	W 4-2	1-1-0	2
10/13	Vancouver	W 5-1	2-1-0	4
10/16	@ Pittsburgh	W 4-3	3-1-0	6
10/18	New Jersey	OT 3-4**	3-1-1	7
10/21	@ Calgary	L 1-2	3-2-1	7
10/23	@ Phoenix	L 1-2	3-3-1	7
10/25	@ Dallas	W 6-5*	4-3-1	9
10/28	Nashville	W 4-3**	5-3-1	11
11/1	@ Buffalo	L 0-5	5-4-1	11
11/4	@ Ottawa	OT 1-2*	5-4-2	12
11/6	Carolina	W 3-2	6-4-2	14
11/8	NY Rangers	W 3-1	7-4-2	16
11/10	Tampa Bay	W 4-2	8-4-2	18
11/12	@ Carolina	W 5-1	9-4-2	20
11/14	New Jersey	W 3-1	10-4-2	22
11/15	@ New Jersey	OT 5-6**	10-4-3	23
11/19	@ Anaheim	W 6-4	11-4-3	25
11/20	@ Los Angeles	L 2-5	11-5-3	25
11/22	@ San Jose	L 2-7	11-6-3	25
11/24	@ Minnesota	L 3-4	11-7-3	25
11/26	Atlanta	W 5-3	12-7-3	27
11/28	Montreal	W 3-0	13-7-3	29
11/29	@ Columbus	L 0-3	13-8-3	29
12/2	Florida	L 3-5	13-9-3	29
12/4	NY Islanders	W 5-2	14-9-3	31
12/6	@ Toronto	W 2-1	15-9-3	33
12/7	@ Carolina	L 1-3	15-10-3	33
12/10	Boston	W 3-1	16-10-3	35
12/12	Ottawa	W 5-1	17-10-3	37
12/13	@ Montreal	W 2-1	18-10-3	39
12/16	@ NY Islanders	W 5-4*	19-10-3	41
12/18	St. Louis	W 4-2	20-10-3	43
12/20	@ Philadelphia	L 1-7	20-11-3	43
12/23	@ NY Rangers	W 5-4*	21-11-3	45
12/26	Buffalo	W 3-2	22-11-3	47
12/28	Toronto	W 4-1	23-11-3	49
12/30	@ Buffalo	W 4-2	24-11-3	51
1/1	Tampa Bay	W 7-4	25-11-3	53
1/3	NY Rangers	W 2-1	26-11-3	55
1/6	Philadelphia	W 2-1**	27-11-3	57
1/9	Columbus	L 0-3	27-12-3	57
1/10	@ Montreal	L 4-5	27-13-3	57
1/13	Edmonton	L 2-5	27-14-3	57
1/14	@ Pittsburgh	W 6-3	28-14-3	59
1/17	Boston	W 2-1	29-14-3	61
1/19	@ NY Islanders	W 2-1*	30-14-3	63
1/20	@ Ottawa	L 2-3	30-15-3	63
1/27	@ Boston	OT 2-3*	30-15-4	64
1/31	Detroit	W 4-2	31-15-4	66
2/1	Ottawa	W 7-4	32-15-4	68
2/3	@ New Jersey	W 5-2	33-15-4	70
2/5	Los Angeles	L 4-5	33-16-4	70
2/7	Florida	W 3-1	34-16-4	72
2/11	@ NY Rangers	OT 4-5**	34-16-5	73
2/14	@ Tampa Bay	W 5-1	35-16-5	75
2/15	@ Florida	W 4-2	36-16-5	77
2/18	Montreal	W 4-3**	37-16-5	79
2/20	Colorado	L 1-4	37-17-5	79
2/22	Pittsburgh	W 5-2	38-17-5	81
2/24	Philadelphia	L 2-4	38-18-5	81
2/26	Atlanta	W 4-3	39-18-5	83
2/28	@ Boston	W 4-3*	40-18-5	85
3/1	Florida	L 2-6	40-19-5	85
3/3	Carolina	L 2-5	40-20-5	85
3/5	Toronto	L 1-2	40-21-5	85
3/8	Pittsburgh	OT 3-4**	40-21-6	86
3/10	@ Nashville	W 2-1*	41-21-6	88
3/12	@ Philadelphia	W 2-1	42-21-6	90
3/14	Carolina	W 5-4**	43-21-6	92
3/16	@ Atlanta	L 1-5	43-22-6	92
3/17	@ Florida	W 3-0	44-22-6	94
3/19	@ Tampa Bay	W 5-2	45-22-6	96
3/21	@ Carolina	L 1-4	45-23-6	96
3/24	@ Toronto	OT 2-3**	45-23-7	97
3/27	Tampa Bay	W 5-3	46-23-7	99
4/1	NY Islanders	W 5-3	47-23-7	101
4/3	Buffalo	OT 4-5*	47-23-8	102
4/5	Atlanta	W 4-2	48-23-8	104
4/7	@ Atlanta	W 4-2	49-23-8	106
4/9	@ Tampa Bay	W 4-2	50-23-8	108
4/11	@ Florida	L 4-7	50-24-8	108

* Denotes overtime game

** Denotes shootout

2007-08

	W	L	OT	PTS
Home	23	15	3	49
Away	20	16	5	45
1st Half	16	20	5	37
2nd Half	27	11	3	57
October	5	6	0	10
November	3	10	2	8
December	7	3	3	17
January	9	4	0	18
February	6	4	3	15
March	10	4	0	20
April	3	0	0	6

Head Coach

Glen Hanlon 6-14-1

Bruce Boudreau (Nov. 22) 37-17-7



MIKE GREEN

Player	GP	G	A	PTS	PIM	+/-	PP	SH	GW
Alex Ovechkin	82	65	47	112	40	28	22	0	11
*Nicklas Backstrom	82	14	55	69	24	13	3	0	4
Mike Green	82	18	38	56	62	6	8	0	4
Viktor Kozlov	81	16	38	54	18	28	2	0	2
Alexander Semin	63	26	16	42	54	-18	10	0	2
Sergei Fedorov	68	11	30	41	38	-5	6	0	2
Washington	18	2	11	13	8	-2	1	0	1
Brooks Laich	82	21	16	37	35	-3	8	2	4
Michael Nylander	40	11	26	37	24	-19	5	0	1
Tomas Fleischmann	75	10	20	30	18	-7	1	0	1
Tom Poti	71	2	27	29	46	9	0	0	0
Matt Cooke	78	10	13	23	91	1	0	1	1
Washington	17	3	4	7	27	5	0	1	0
Matt Bradley	77	7	11	18	74	1	1	1	2
Jeff Schultz	72	5	13	18	28	12	0	0	0
Boyd Gordon	67	7	9	16	12	5	0	1	0
Brian Pothier	38	5	9	14	20	5	1	0	1
*David Steckel	67	5	7	12	34	1	0	0	1
Shaone Morrisonn	76	1	9	10	63	4	0	0	1
Chris Clark	18	5	4	9	43	E	1	0	1
John Erskine	51	2	7	9	96	1	0	0	1
Milan Jurcina	75	1	8	9	30	4	1	0	0
Donald Brashear	80	5	3	8	119	-7	0	0	0
Eric Fehr	23	1	5	6	6	4	0	0	0
Quintin Laing	39	1	5	6	10	4	0	0	1
Steve Eminger	20	0	2	2	8	-4	0	0	0
Cristobal Huet	52	0	2	2	0	E	0	0	0
Washington	13	0	1	1	0	E	0	0	0
Olie Kolzig	54	0	2	2	8	E	0	0	0
*Sami Lepisto	7	0	1	1	12	-1	0	0	0
Brent Johnson	19	0	0	0	0	E	0	0	0
*Chris Bourque	4	0	0	0	2	E	0	0	0

Goaltender	GP	MIN	GA	SO	EN	GAA	W-L-OT
Olie Kolzig	54	3,154	153	1	3	2.91	25-21-6
Cristobal Huet	52	3,049	118	4	5	2.32	32-14-6
Washington	13	771	21	2	1	1.63	11-2-0
Brent Johnson	19	1,032	46	0	3	2.67	7-8-2

* Indicates rookie

43-31-8, 94 points

Date	Opponent	Result	Record	Pts
10/5	@ Atlanta	W 3-1	1-0-0	2
10/6	Carolina	W 2-0	2-0-0	4
10/8	@ NY Islanders	W 2-1	3-0-0	6
10/12	@ NY Rangers	L 1-3	3-1-0	6
10/13	@ Buffalo	L 3-7	3-2-0	6
10/18	NY Islanders	L 2-5	3-3-0	6
10/20	Pittsburgh	L 1-2	3-4-0	6
10/24	Tampa Bay	W 5-3	4-4-0	8
10/26	Vancouver	L 2-3	4-5-0	8
10/27	@ St. Louis	L 3-4	4-6-0	8
10/29	@ Toronto	W 7-1	5-6-0	10
11/1	@ NY Rangers	L 0-2	5-7-0	10
11/2	Philadelphia	L 2-3	5-8-0	10
11/5	@ Carolina	L 0-5	5-9-0	10
11/6	@ Atlanta	OT 1-2*	5-9-1	11
11/8	@ Ottawa	W 4-1	6-9-1	13
11/10	Tampa Bay	L 2-5	6-10-1	13
11/15	@ Florida	L 1-2	6-11-1	13
11/16	@ Tampa Bay	L 2-5	6-12-1	13
11/19	Florida	L 3-4	6-13-1	13
11/21	Atlanta	L 1-5	6-14-1	13
11/23	@ Philadelphia	W 4-3*	7-14-1	15
11/24	Carolina	W 5-2	8-14-1	17
11/26	Buffalo	L 1-3	8-15-1	17
11/28	Florida	OT 1-2**	8-15-2	18
11/30	@ Carolina	L 3-4	8-16-2	18
12/1	@ Florida	W 2-1	9-16-2	20
12/7	@ New Jersey	L 2-3	9-17-2	20
12/8	Atlanta	W 6-3	10-17-2	22
12/10	New Jersey	W 3-2	11-17-2	24
12/12	NY Rangers	W 5-4*	12-17-2	26
12/14	Buffalo	L 3-5	12-18-2	26
12/15	@ Tampa Bay	W 3-2	13-18-2	28
12/17	@ Detroit	OT 3-4**	13-18-3	29
12/20	Montreal	L 2-5	13-19-3	29
12/22	@ NY Islanders	OT 2-3*	13-19-4	30
12/26	Tampa Bay	W 3-2	14-19-4	32
12/27	@ Pittsburgh	OT 3-4*	14-19-5	33
12/29	@ Ottawa	W 8-6	15-19-5	35
1/1	Ottawa	W 6-3	16-19-5	37
1/3	@ Boston	L 0-2	16-20-5	37
1/5	@ Montreal	W 5-4*	17-20-5	39
1/9	Colorado	W 2-1	18-20-5	41
1/13	Philadelphia	L 4-6	18-21-5	41
1/15	Ottawa	W 4-2	19-21-5	43
1/17	Edmonton	W 5-4**	20-21-5	45
1/19	Florida	W 5-3	21-21-5	47
1/21	@ Pittsburgh	W 6-5**	22-21-5	49
1/23	@ Toronto	L 2-3	22-22-5	49
1/24	Toronto	W 2-1	23-22-5	51
1/29	@ Montreal	L 0-4	23-23-5	51
1/31	Montreal	W 5-4*	24-23-5	53
2/2	Atlanta	L 0-2	24-24-5	53
2/5	@ Columbus	W 4-3*	25-24-5	55
2/6	@ Philadelphia	W 4-3	26-24-5	57
2/8	Carolina	L 1-2	26-25-5	57
2/10	NY Rangers	W 3-2*	27-25-5	59
2/13	@ Atlanta	OT 2-3**	27-25-6	60
2/15	@ Florida	L 2-4	27-26-6	60
2/16	@ Tampa Bay	W 3-2	28-26-6	62
2/20	NY Islanders	OT 2-3**	28-26-7	63
2/23	@ Carolina	L 3-6	28-27-7	63
2/24	New Jersey	OT 1-2*	28-27-8	64
2/26	Minnesota	W 4-1	29-27-8	66
2/29	@ New Jersey	W 4-0	30-27-8	68
3/1	Toronto	L 2-3	30-28-8	68
3/3	Boston	W 10-2	31-28-8	70
3/5	@ Buffalo	W 3-1	32-28-8	72
3/8	@ Boston	L 1-2	32-29-8	72
3/9	Pittsburgh	L 2-4	32-30-8	72
3/12	Calgary	W 3-2	33-30-8	74
3/14	Atlanta	W 4-1	34-30-8	76
3/16	Boston	W 2-1**	35-30-8	78
3/18	@ Nashville	W 4-2	36-30-8	80
3/19	@ Chicago	L 0-5	36-31-8	80
3/21	@ Atlanta	W 5-3	37-31-8	82
3/25	@ Carolina	W 3-2**	38-31-8	84
3/27	@ Tampa Bay	W 4-3*	39-31-8	86
3/29	@ Florida	W 3-0	40-31-8	88
4/1	Carolina	W 4-1	41-31-8	90
4/3	Tampa Bay	W 4-1	42-31-8	92
4/5	Florida	W 3-1	43-31-8	94

* Denotes overtime game

** Denotes shootout

2006-07

28-40-14, 70 points

	W	L	OT	PTS
Home	17	17	7	41
Away	11	23	7	29
1st Half	17	17	7	41
2nd Half	11	23	7	29
October	4	3	4	12
November	6	6	2	14
December	6	7	1	13
January	5	7	0	10
February	3	6	4	10
March	2	10	3	7
April	2	1	0	4

Head Coach
Glen Hanlon



CHRIS CLARK

Player	GP	G	A	PTS	PIM	+/-	PP	SH	GW
Alex Ovechkin	82	46	46	92	52	-19	16	0	8
Alexander Semin	77	38	35	73	90	-7	17	0	6
Chris Clark	74	30	24	54	66	-10	9	4	2
Matt Pettinger	64	16	16	32	22	-13	4	3	2
Boyd Gordon	71	7	22	29	14	10	0	2	0
Brian Pothier	72	3	25	28	44	-11	2	0	0
Kris Beech	64	8	18	26	46	-11	3	0	0
Ben Clymer	66	7	13	20	44	-17	0	0	0
*Jiri Novotny	68	6	13	19	28	-4	0	0	0
Washington	18	0	6	6	2	-2	0	0	0
Brooks Laich	73	8	10	18	29	-2	2	3	0
Brian Sutherby	69	7	10	17	78	-9	1	0	0
Steve Eminger	68	1	16	17	63	-14	0	0	0
Matt Bradley	57	4	9	13	47	-5	0	0	0
Donald Brashear	77	4	9	13	156	1	0	0	0
Shaone Morrisonn	78	3	10	13	106	3	0	0	0
Milan Jurcina	70	4	8	12	44	E	0	0	1
Washington	30	2	7	9	24	5	0	0	0
*Mike Green	70	2	10	12	36	-10	0	0	0
*Jakub Klepis	41	3	7	10	28	-2	0	0	0
*Tomas Fleischmann	29	4	4	8	8	-6	1	0	1
Bryan Muir	26	3	4	7	42	3	0	0	1
John Erskine	29	1	6	7	69	-13	0	0	0
*Alexandre Giroux	9	2	2	4	2	-4	0	0	0
*Eric Fehr	14	2	1	3	8	3	0	0	1
Olie Kolzig	54	0	3	3	10	E	0	0	0
*Jeff Schultz	38	0	3	3	16	5	0	0	0
Brent Johnson	30	0	1	1	4	E	0	0	0
*David Steckel	5	0	0	0	2	-2	0	0	0
Frederic Cassivi	4	0	0	0	0	E	0	0	0
*Jamie Hunt	1	0	0	0	0	-1	0	0	0

Goaltender	GP	MIN	GA	SO	EN	GAA	W-L-OT
Olie Kolzig	54	3,184	159	1	7	3.00	22-24-6
Brent Johnson	30	1,644	99	0	4	3.61	6-15-7
Frederic Cassivi	4	139	6	0	0	2.59	0-1-1

* Indicates rookie

Date	Opponent	Result	Record	Pts
10/5	@ NY Rangers	L 2-5	0-1-0	0
10/7	Carolina	W 5-2	1-1-0	2
10/12	@ Minnesota	OT 2-3**	1-1-1	3
10/14	Atlanta	OT 3-4*	1-1-2	4
10/18	Florida	W 5-2	2-1-2	6
10/19	@ Atlanta	OT 3-4**	2-1-3	7
10/21	Tampa Bay	L 4-6	2-2-3	7
10/25	@ Colorado	W 5-3	3-2-3	9
10/27	@ Vancouver	OT 2-3**	3-2-4	10
10/28	@ Edmonton	L 0-4	3-3-4	10
10/30	@ Calgary	W 4-2	4-3-4	12
11/3	Atlanta	L 3-4	4-4-4	12
11/4	@ Philadelphia	W 5-3	5-4-4	14
11/6	Ottawa	W 4-3*	6-4-4	16
11/9	@ Carolina	L 0-5	6-5-4	16
11/11	NY Rangers	W 3-1	7-5-4	18
11/13	@ Florida	W 4-1	8-5-4	20
11/15	Boston	OT 2-3**	8-5-5	21
11/17	Carolina	L 1-4	8-6-5	21
11/18	@ Boston	OT 2-3*	8-6-6	22
11/22	Atlanta	L 2-4	8-7-6	22
11/24	Toronto	L 1-7	8-8-6	22
11/25	@ NY Islanders	L 1-4	8-9-6	22
11/28	@ Tampa Bay	W 5-2	9-9-6	24
11/30	Dallas	W 4-3	10-9-6	26
12/2	Buffalo	W 7-4	11-9-6	28
12/6	Ottawa	W 6-2	12-9-6	30
12/8	Anaheim	L 1-6	12-10-6	30
12/9	@ Philadelphia	W 5-3	13-10-6	32
12/11	Pittsburgh	OT 4-5**	13-10-7	33
12/15	@ Atlanta	W 3-2*	14-10-7	35
12/16	Philadelphia	W 4-1	15-10-7	37
12/19	Tampa Bay	L 4-5	15-11-7	37
12/22	New Jersey	L 1-4	15-12-7	37
12/23	@ Toronto	W 3-2	16-12-7	39
12/26	@ Buffalo	L 3-6	16-13-7	39
12/27	Montreal	L 1-4	16-14-7	39
12/29	@ New Jersey	L 3-4	16-15-7	39
12/30	@ NY Rangers	L 1-4	16-16-7	39
1/1	Phoenix	L 2-3	16-17-7	39
1/4	Montreal	W 5-1	17-17-7	41
1/6	Atlanta	W 3-2*	18-17-7	43
1/9	Philadelphia	W 6-2	19-17-7	45
1/11	@ Tampa Bay	L 4-5	19-18-7	45
1/13	@ Florida	L 3-7	19-19-7	45
1/16	@ Ottawa	L 2-5	19-20-7	45
1/18	@ Carolina	W 5-2	20-20-7	47
1/20	Florida	L 1-4	20-21-7	47
1/26	@ Carolina	L 2-6	20-22-7	47
1/27	Carolina	W 7-3	21-22-7	49
1/30	@ Ottawa	L 2-3	21-23-7	49
2/1	@ Florida	L 3-6	21-24-7	49
2/3	@ Pittsburgh	L 0-2	21-25-7	49
2/4	NY Islanders	W 2-1**	22-25-7	51
2/6	Boston	OT 2-3**	22-25-8	52
2/8	Los Angeles	W 4-3*	23-25-8	54
2/10	NY Rangers	L 2-5	23-26-8	54
2/15	@ Tampa Bay	OT 2-3**	23-26-9	55
2/18	@ Pittsburgh	L 2-3	23-27-9	55
2/20	@ Montreal	L 3-5	23-28-9	55
2/21	San Jose	OT 2-3**	23-28-10	56
2/24	@ New Jersey	W 4-2	24-28-10	58
2/25	New Jersey	L 2-3	24-29-10	58
2/27	Florida	OT 5-6**	24-29-11	59
3/1	Tampa Bay	OT 4-5**	24-29-12	60
3/3	NY Islanders	L 2-5	24-30-12	60
3/6	@ Toronto	L 0-3	24-31-12	60
3/9	Carolina	L 0-3	24-32-12	60
3/10	@ NY Islanders	L 2-5	24-33-12	60
3/12	@ Atlanta	L 2-4	24-34-12	60
3/15	@ Boston	OT 3-4**	24-34-13	61
3/16	Toronto	W 5-1	25-34-13	63
3/18	Tampa Bay	W 7-1	26-34-13	65
3/21	@ Buffalo	L 2-5	26-35-13	65
3/22	@ Carolina	L 3-4	26-36-13	65
3/24	@ Montreal	L 1-4	26-37-13	65
3/27	Pittsburgh	L 3-4	26-38-13	65
3/30	@ Florida	OT 2-3*	26-38-14	66
3/31	@ Tampa Bay	L 2-5	26-39-14	66
4/3	Florida	W 1-0	27-39-14	68
4/4	@ Atlanta	W 3-2	28-39-14	70
4/7	Buffalo	L 0-2	28-40-14	70

* Denotes overtime game

** Denotes shootout

2005-06

29-41-12, 70 points

	W	L	OT	PTS
Home	16	18	7	39
Away	13	23	5	31
1st Half	13	23	5	31
2nd Half	16	18	7	39
October	4	7	0	8
November	4	7	2	10
December	5	6	1	11
January	5	8	2	12
February	2	4	0	4
March	4	6	5	13
April	5	3	2	12

Head Coach
Glen Hanlon



ALEX OVECHKIN

Player	GP	G	A	PTS	PIM	+/-	PP	SH	GW
*Alex Ovechkin	81	52	54	106	52	2	21	3	5
Dainius Zubrus	71	23	34	57	84	3	13	0	5
Jeff Halpern	70	11	33	44	79	-8	6	0	1
Brian Willsie	82	19	22	41	77	-19	8	1	2
Chris Clark	78	20	19	39	110	9	1	3	0
Matt Pettinger	71	20	18	38	39	-2	4	5	2
Ben Clymer	77	16	17	33	72	-7	3	0	3
Brian Sutherby	76	14	16	30	73	-17	0	2	0
Jamie Heward	71	7	21	28	54	-5	4	0	2
Bryan Muir	72	8	18	26	72	-9	4	0	0
*Brooks Laich	73	7	14	21	26	-9	1	0	1
Matt Bradley	74	7	12	19	72	-8	0	0	1
Steve Eminger	66	5	13	18	81	-12	1	0	0
Shaone Morrisonn	80	1	13	14	91	7	0	0	0
Mathieu Biron	52	4	9	13	50	-11	3	0	0
Andrew Cassels	31	4	8	12	14	-3	2	0	0
Ivan Majesky	57	1	8	9	66	-2	0	1	0
Rico Fata	47	3	4	7	22	-4	1	0	0
Washington	21	3	3	6	8	3	1	0	0
*Nolan Yonkman	38	0	7	7	86	1	0	0	0
Petr Sykora	10	2	2	4	6	E	0	0	0
*Jakub Klepis	25	1	3	4	8	-11	0	0	0
Kris Beech	10	1	2	3	4	1	0	0	0
Washington	5	0	0	0	4	E	0	0	0
*Mike Green	22	1	2	3	18	-8	0	0	0
Olie Kolzig	59	0	3	3	14	E	0	0	0
*Tomas Fleischmann	14	0	2	2	0	-7	0	0	0
Boyd Kane	5	0	1	1	2	1	0	0	0
Boyd Gordon	25	0	1	1	4	-4	0	0	0
Frederic Cassivi	1	0	0	0	0	E	0	0	0
*Jonas Johansson	1	0	0	0	2	E	0	0	0
*Joey Tenute	1	0	0	0	0	E	0	0	0
Doug Doull	2	0	0	0	19	-1	0	0	0
*Louis Robitaille	2	0	0	0	5	-1	0	0	0
Graham Mink	3	0	0	0	0	E	0	0	0
*David Steckel	7	0	0	0	0	1	0	0	0
Colin Forbes	9	0	0	0	2	-2	0	0	0
*Eric Fehr	11	0	0	0	2	E	0	0	0
Brent Johnson	26	0	0	0	14	E	0	0	0

Goaltender	GP	MIN	GA	SO	EN	GAA	W-L-OT
Olie Kolzig	59	3,506	206	0	8	3.53	20-28-11
Brent Johnson	26	1,413	81	1	1	3.44	9-12-1
Frederic Cassivi	1	59	4	0	0	4.07	0-1-0

* Indicates rookie

Date	Opponent	Result	Record	Pts
10/5	Columbus	W 3-2	1-0-0	2
10/7	Atlanta	L 3-7	1-1-0	2
10/8	@ Atlanta	L 1-8	1-2-0	2
10/10	NY Rangers	W 3-2	2-2-0	4
10/12	@ Carolina	L 2-7	2-3-0	4
10/13	NY Islanders	L 3-5	2-4-0	4
10/16	Tampa Bay	W 3-2**	3-4-0	6
10/20	@ Florida	L 2-3	3-5-0	6
10/22	Carolina	L 0-4	3-6-0	6
10/26 #	@ Buffalo	W 3-2	4-6-0	8
10/28	@ Tampa Bay	L 2-4	4-7-0	8
11/3	@ Philadelphia	L 1-8	4-8-0	8
11/4	Atlanta	W 3-2**	5-8-0	10
11/6	Toronto	W 5-4	6-8-0	12
11/8	@ Toronto	L 4-6	6-9-0	12
11/11	New Jersey	L 3-4	6-10-0	12
11/12	@ New Jersey	L 2-3	6-11-0	12
11/15	Tampa Bay	W 4-3**	7-11-0	14
11/17	@ Buffalo	L 5-8	7-12-0	14
11/19	@ Montreal	W 5-1	8-12-0	16
11/22	@ Pittsburgh	L 4-5	8-13-0	16
11/23	Tampa Bay	OT 3-4**	8-13-1	17
11/26	@ NY Rangers	OT 2-3**	8-13-2	18
11/27	Buffalo	L 2-3	8-14-2	18
12/1 *	@ Florida	L 2-3	8-15-2	18
12/3	NY Rangers	W 5-1	9-15-2	20
12/7	Nashville	L 2-5	9-16-2	20
12/9	Detroit	L 3-4	9-17-2	20
12/14	@ Los Angeles	W 3-2	10-17-2	22
12/16	@ San Jose	L 1-4	10-18-2	22
12/18	Florida	L 2-3	10-19-2	22
12/22	@ Atlanta	W 6-5**	11-19-2	24
12/23	Montreal	W 4-2	12-19-2	26
12/27	Boston	OT 3-4*	12-19-3	27
12/28	@ New Jersey	L 2-7	12-20-3	27
12/31	Philadelphia	W 4-3**	13-20-3	29
1/1	Atlanta	L 2-5	13-21-3	29
1/4	Ottawa	L 1-3	13-22-3	29
1/6	Philadelphia	L 1-3	13-23-3	29
1/8	Florida	OT 3-4**	13-23-4	30
1/10	Chicago	OT 3-4*	13-23-5	31
1/12	@ Dallas	L 1-4	13-24-5	31
1/13	@ Anaheim	W 3-2*	14-24-5	33
1/16	@ Phoenix	W 6-1	15-24-5	35
1/19	St. Louis	W 5-4**	16-24-5	37
1/21	Carolina	W 5-2	17-24-5	39
1/23	Boston	L 2-3	17-25-5	39
1/25	@ Pittsburgh	L 1-8	17-26-5	39
1/26	@ Boston	L 2-3	17-27-5	39
1/29	Tampa Bay	W 2-1	18-27-5	41
1/31	@ NY Islanders	L 3-5	18-28-5	41
2/3	Toronto	W 4-1	19-28-5	43
2/4	@ Tampa Bay	L 0-5	19-29-5	43
2/7	Florida	L 0-5	19-30-5	43
2/10	@ Philadelphia	L 4-5	19-31-5	43
2/11	Pittsburgh	L 3-6	19-32-5	43
2/28	@ Toronto	W 5-3	20-32-5	45
3/2	@ Ottawa	L 1-7	20-33-5	45
3/4	@ Atlanta	OT 2-3*	20-33-6	46
3/6	NY Islanders	W 5-2	21-33-6	48
3/8	Pittsburgh	W 6-3	22-33-6	50
3/10	New Jersey	OT 3-4**	22-33-7	51
3/12	Ottawa	L 2-5	22-34-7	51
3/14	Buffalo	L 4-6	22-35-7	51
3/16	@ NY Rangers	L 4-5	22-36-7	51
3/18	Florida	OT 3-4**	22-36-8	52
3/20	Montreal	L 2-4	22-37-8	52
3/22	@ Florida	L 2-3	22-38-8	52
3/23	@ Tampa Bay	OT 3-4*	22-38-9	53
3/25	@ Carolina	W 3-1	23-38-9	55
3/29	@ Carolina	W 5-1	24-38-9	57
3/30	@ Montreal	OT 2-3*	24-38-10	58
4/1	@ Ottawa	W 1-0	25-38-10	60
4/3	@ Carolina	OT 5-6*	25-38-11	61
4/5	Carolina	OT 3-4**	25-38-12	62
4/7	Carolina	L 3-4	25-39-12	62
4/8	@ NY Islanders	L 0-5	25-40-12	62
4/10	@ Boston	W 2-1*	26-40-12	64
4/13	@ Atlanta	L 3-5	26-41-12	64
4/15	@ Florida	W 2-1**	27-41-12	66
4/17	Atlanta	W 6-4	28-41-12	68
4/18	@ Tampa Bay	W 4-1	29-41-12	70

Rochester, N.Y.

* Postponed from Oct. 29 due to hurricane

* Denotes overtime game

** Denotes shootout

2003-04

23-46-10-3, 59 points

	W	L	T	OTL	PTS
Home	13	20	6	2	34
Away	10	26	4	1	25
1st Half	11	25	4	1	27
2nd Half	12	21	6	2	32
October	2	7	1	0	5
November	5	8	0	1	11
December	4	8	2	0	10
January	5	7	2	1	13
February	4	5	3	0	11
March	3	10	1	0	7
April	0	1	1	1	2

Head Coach

Bruce Cassidy 8-18-1-1

Glen Hanlon (Dec. 10) 15-28-9-2



JEFF HALPERN

Player	GP	G	A	PTS	PIM	+/-	PP	SH	GW
Jeff Halpern	79	19	27	46	56	-21	7	0	2
Kip Miller	66	9	22	31	8	-10	6	0	2
Dainius Zubrus	54	12	15	27	38	-16	6	1	2
*Alexander Semin	52	10	12	22	36	-2	4	0	2
Brian Willsie	49	10	5	15	18	-7	1	1	1
*Josef Boumedienne	37	2	12	14	30	-10	0	0	0
Matt Pettinger	71	7	5	12	37	-9	1	0	1
Joel Kwiatkowski	80	6	6	12	89	-28	2	0	0
Brendan Witt	72	2	10	12	23	-22	0	0	0
Trent Whitfield	44	6	5	11	14	-2	0	1	2
Bates Battaglia	70	4	7	11	42	-24	0	0	1
Washington	66	4	6	10	38	-23	0	0	1
Craig Johnson	64	2	9	11	28	-10	0	0	0
Washington	15	0	6	6	8	-6	0	0	0
Jason Doig	65	2	9	11	105	-12	0	0	0
*Shaone Morrisson	33	1	7	8	10	10	0	0	0
Washington	3	0	0	0	0	E	0	0	0
*Boyd Gordon	41	1	5	6	8	-9	0	0	0
Rick Berry	65	0	6	6	108	-5	0	0	0
Stephen Peat	64	5	0	5	90	-10	0	0	0
J-Luc Grand-Pierre	56	3	2	5	52	-12	0	1	0
Washington	13	1	0	1	14	-2	0	0	0
Todd Rohloff	59	0	5	5	26	-17	0	0	0
Washington	35	0	3	3	18	-5	0	0	0
*Steve Eminger	41	0	4	4	45	-11	0	0	0
Brian Sutherby	30	2	0	2	28	-5	0	0	0
Ivan Ciernik	7	1	1	2	0	1	0	0	0
Brad Norton	36	0	2	2	94	-5	0	0	0
Washington	16	0	1	1	17	-4	0	0	0
Darcy Verot	37	0	2	2	35	-6	0	0	0
John Gruden	11	1	0	1	6	-1	0	0	1
*Owen Fussey	4	0	1	1	0	-1	0	0	0
*Brooks Laich	5	0	1	1	2	-1	0	0	0
Washington	4	0	1	1	0	-1	0	0	0
Dwayne Zinger	7	0	1	1	9	2	0	0	0
*Roman Tvrdo	9	0	1	1	2	-3	0	0	0
*Nolan Yonkman	1	0	0	0	0	E	0	0	0
Mel Angelstad	2	0	0	0	2	E	0	0	0
Colin Forbes	2	0	0	0	0	E	0	0	0
*Andrej Podkonicky	2	0	0	0	0	-1	0	0	0
J-F Fortin	2	0	0	0	0	E	0	0	0
*Graham Mink	2	0	0	0	2	-1	0	0	0
*Jakub Cutta	3	0	0	0	0	-1	0	0	0
*Garret Stroshein	3	0	0	0	14	-1	0	0	0
*Chris Hajt	5	0	0	0	2	E	0	0	0

Goaltender	GP	MIN	GA	SO	EN	GAA	W-L-T
Olie Kolzig	63	3,738	180	2	7	2.89	19-35-9
*Matt Yeats	5	258	13	0	0	3.02	1-3-0
*Maxime Ouellet	6	365	19	1	0	3.12	2-3-1
*Rastislav Stana	6	211	11	0	0	3.13	1-2-0
Sebastien Charpentier	7	369	21	0	2	3.41	0-6-0

* Indicates rookie

Date	Opponent	Result	Record	Pts
10/9	NY Islanders	W 6-1	1-0-0-0	2
10/11	Atlanta	L 3-4	1-1-0-0	2
10/13	@ Toronto	T 2-2*	1-1-1-0	3
10/14	@ Montreal	L 1-5	1-2-1-0	3
10/17	@ Dallas	L 2-4	1-3-1-0	3
10/18	@ St. Louis	L 1-4	1-4-1-0	3
10/23	@ Ottawa	L 1-5	1-5-1-0	3
10/25	@ Toronto	L 1-4	1-6-1-0	3
10/29	Anaheim	L 2-4	1-7-1-0	3
10/31	Atlanta	W 2-1	2-7-1-0	5
11/1	@ Minnesota	L 1-2	2-8-1-0	5
11/4	@ Tampa Bay	W 5-1	3-8-1-0	7
11/6	@ Philadelphia	L 2-4	3-9-1-0	7
11/8	San Jose	L 2-3	3-10-1-0	7
11/10	Los Angeles	L 2-3	3-11-1-0	7
11/12	Carolina	W 7-1	4-11-1-0	9
11/14	Tampa Bay	L 2-5	4-12-1-0	9
11/15	@ Carolina	W 2-1	5-12-1-0	11
11/20	@ Boston	L 2-3	5-13-1-0	11
11/22	Florida	OTL 2-3*	5-13-1-1	12
11/24	@ Detroit	W 4-1	6-13-1-1	14
11/26	@ Buffalo	L 2-5	6-14-1-1	14
11/28	Montreal	L 3-5	6-15-1-1	14
11/29	@ Columbus	W 5-3	7-15-1-1	16
12/2	@ NY Islanders	W 4-1	8-15-1-1	18
12/4	@ New Jersey	L 0-3	8-16-1-1	18
12/6	@ Los Angeles	L 3-7	8-17-1-1	18
12/8	@ Colorado	L 1-4	8-18-1-1	18
12/11	Boston	W 6-5	9-18-1-1	20
12/13	Detroit	L 1-5	9-19-1-1	20
12/16	@ Atlanta	W 5-0	10-19-1-1	22
12/17	@ Florida	T 2-2*	10-19-2-1	23
12/19	Toronto	T 2-2*	10-19-3-1	24
12/21	NY Islanders	L 4-5	10-20-3-1	24
12/23	Montreal	W 3-2	11-20-3-1	26
12/27	Buffalo	L 1-3	11-21-3-1	26
12/29	Boston	L 1-3	11-22-3-1	26
12/31	@ Buffalo	L 1-7	11-23-3-1	26
1/1	New Jersey	T 2-2*	11-23-4-1	27
1/3	@ Ottawa	L 2-5	11-24-4-1	27
1/4	@ Montreal	L 1-4	11-25-4-1	27
1/7	Phoenix	L 0-3	11-26-4-1	27
1/9	Carolina	W 4-1	12-26-4-1	29
1/11	Edmonton	W 1-0	13-26-4-1	31
1/14	Calgary	T 3-3*	13-26-5-1	32
1/17	@ New Jersey	OTL 1-2*	13-26-5-2	33
1/18	Pittsburgh	W 4-3	14-26-5-2	35
1/21	Toronto	L 2-3	14-27-5-2	35
1/23	@ Florida	L 1-4	14-28-5-2	35
1/25	Philadelphia	L 1-4	14-29-5-2	35
1/28	@ NY Rangers	W 2-1	15-29-5-2	37
1/29	@ Carolina	W 5-3	16-29-5-2	39
1/31	Vancouver	L 1-6	16-30-5-2	39
2/3	Tampa Bay	W 2-1	17-30-5-2	41
2/4	@ Philadelphia	L 1-5	17-31-5-2	41
2/12	@ Carolina	T 3-3*	17-31-6-2	42
2/13	@ Nashville	L 2-5	17-32-6-2	42
2/15	@ Chicago	W 4-0	18-32-6-2	44
2/17	Ottawa	T 1-1*	18-32-7-2	45
2/19	New Jersey	W 3-1	19-32-7-2	47
2/21	Florida	T 2-2*	19-32-8-2	48
2/23	Tampa Bay	L 3-6	19-33-8-2	48
2/25	Carolina	L 1-2	19-34-8-2	48
2/27	@ Florida	W 4-1	20-34-8-2	50
2/28	@ Tampa Bay	L 2-4	20-35-8-2	50
3/2	Florida	L 0-1	20-36-8-2	50
3/5	@ NY Rangers	L 2-3	20-37-8-2	50
3/6	Philadelphia	W 2-1	21-37-8-2	52
3/8	Ottawa	L 1-4	21-38-8-2	52
3/10	Buffalo	L 0-6	21-39-8-2	52
3/12	Chicago	L 3-4	21-40-8-2	52
3/13	@ Atlanta	L 2-5	21-41-8-2	52
3/16	@ Pittsburgh	L 1-4	21-42-8-2	52
3/18	NY Rangers	W 4-3*	22-42-8-2	54
3/20	Atlanta	T 2-2*	22-42-9-2	55
3/23	@ NY Islanders	L 0-3	22-43-9-2	55
3/24	@ Atlanta	L 2-3	22-44-9-2	55
3/27	@ Tampa Bay	L 1-4	22-45-9-2	55
3/30	Pittsburgh	W 4-2	23-45-9-2	57
4/1	@ Boston	T 3-3*	23-45-10-2	58
4/3	NY Rangers	OTL 2-3*	23-45-10-3	59
4/4	@ Pittsburgh	L 3-4	23-46-10-3	59

* Denotes overtime game

2002-03

39-29-8-6, 92 points

	W	L	T	OTL	PTS
Home	24	13	2	2	52
Away	15	16	6	4	40
1st Half	18	16	5	2	43
2nd Half	21	13	3	4	49
October	4	5	1	0	9
November	6	7	1	0	13
December	8	4	1	1	18
January	6	3	4	2	18
February	6	6	0	0	12
March	7	3	1	3	18
April	2	1	0	0	4

Head Coach
Bruce Cassidy



OLIE KOLZIG

Player	GP	G	A	PTS	PIM	+/-	PP	SH	GW
Jaromir Jagr	75	36	41	77	38	5	13	2	9
Robert Lang	82	22	47	69	22	12	10	0	2
Sergei Gonchar	82	18	49	67	52	13	7	0	2
Michael Nylander	80	17	43	60	40	3	7	0	2
Washington	71	17	39	56	36	3	7	0	2
Peter Bondra	76	30	26	56	52	-3	9	2	4
Kip Miller	72	12	38	50	18	-1	3	0	4
Sergei Berezin	75	23	17	40	12	7	5	0	2
Washington	9	5	4	9	4	10	0	0	2
Dainus Zubrus	63	13	22	35	43	15	2	0	0
Jeff Halpern	82	13	21	34	88	6	1	2	2
Mike Grier	82	15	17	32	36	-14	2	2	2
Steve Konowalchuk	77	15	15	30	71	3	2	0	3
Ivan Ciernik	47	8	10	18	24	6	0	0	2
Ken Klee	70	1	16	17	89	22	0	0	0
Calle Johansson	82	3	12	15	22	9	1	0	0
Brendan Witt	69	2	9	11	106	12	0	0	0
*Brian Sutherby	72	2	9	11	93	7	0	0	0
Jason Doig	55	3	5	8	108	-3	0	0	1
Glen Metropolit	23	2	3	5	6	4	0	0	1
Andreas Salomonsson	32	1	4	5	14	-1	0	0	0
Josh Green	45	1	4	5	21	-3	0	0	0
Washington	21	1	2	3	7	1	0	0	0
*Joel Kwiatkowski	54	0	5	5	18	3	0	0	0
Washington	34	0	3	3	12	1	0	0	0
Rick Berry	43	2	1	3	87	-3	0	0	1
Trent Whitfield	14	1	1	2	6	1	0	0	1
Steve Eminger	17	0	2	2	24	-3	0	0	0
*Josef Boumedienne	6	1	0	1	0	-1	0	0	1
Stephen Peat	27	1	0	1	57	-3	0	0	0
Sylvain Cote	1	0	0	0	4	E	0	0	0
Colin Forbes	5	0	0	0	0	-2	0	0	0
*Alex Henry	41	0	0	0	80	-5	0	0	0
Washington	38	0	0	0	80	-4	0	0	0
Mike Farrell	4	0	0	0	2	1	0	0	0
Matt Pettinger	1	0	0	0	0	E	0	0	0

Goaltender	GP	MIN	GA	SO	EN	GAA	W-L-T
Olie Kolzig	66	3894	156	4	5	2.40	33-25-6
*Sebastien Charpentier	17	859	40	0	2	2.79	5-7-1
Craig Billington	5	217	17	0	0	4.70	1-3-1

* Indicates rookie

Date	Opponent	Result	Record	Pts
10/11	Nashville	W 5-4	1-0-0-0	2
10/12	@ NY Islanders	W 2-1	2-0-0-0	4
10/17	@ Carolina	W 2-1	3-0-0-0	6
10/19	@ Philadelphia	L 1-3	3-1-0-0	6
10/20	@ Dallas	L 2-5	3-2-0-0	6
10/23	@ NY Rangers	W 2-1	4-2-0-0	8
10/25	@ Tampa Bay	L 2-3	4-3-0-0	8
10/26	@ Florida	T 1-1*	4-3-1-0	9
10/28	@ Pittsburgh	L 2-3	4-4-1-0	9
10/30	Boston	L 2-7	4-5-1-0	9
11/1	Tampa Bay	W 3-2	5-5-1-0	11
11/2	@ Philadelphia	L 1-2	5-6-1-0	11
11/5	@ Columbus	W 4-3*	6-6-1-0	13
11/7	Florida	W 2-1*	7-6-1-0	15
11/9	Philadelphia	W 4-1	8-6-1-0	17
11/13	Dallas	L 1-6	8-7-1-0	17
11/15	@ Chicago	T 2-2*	8-7-2-0	18
11/16	@ Minnesota	L 0-1	8-8-2-0	18
11/19	San Jose	L 2-3	8-9-2-0	18
11/21	Minnesota	L 3-4	8-10-2-0	18
11/23	Atlanta	W 6-3	9-10-2-0	20
11/26	@ Toronto	L 4-5	9-11-2-0	20
11/27	Calgary	W 4-2	10-11-2-0	22
11/29	Ottawa	L 2-6	10-12-2-0	22
12/1	@ Atlanta	L 4-5	10-13-2-0	22
12/3	@ Pittsburgh	W 4-1	11-13-2-0	24
12/6	Atlanta	W 7-6*	12-13-2-0	26
12/7	@ Buffalo	L 3-4	12-14-2-0	26
12/11	@ Anaheim	L 0-3	12-15-2-0	26
12/13	@ Phoenix	W 4-3	13-15-2-0	28
12/14	@ San Jose	L 0-2	13-16-2-0	28
12/16	@ Colorado	T 2-2*	13-16-3-0	29
12/19	Boston	W 5-3	14-16-3-0	31
12/21	@ NY Islanders	W 3-1	15-16-3-0	33
12/23	Tampa Bay	W 3-0	16-16-3-0	35
12/27	New Jersey	W 3-2	17-16-3-0	37
12/28	@ New Jersey	OTL 1-2*	17-16-3-1	38
12/30	Buffalo	W 4-3	18-16-3-1	40
1/1	Phoenix	OTL 1-2*	18-16-3-2	41
1/3	Columbus	T 2-2*	18-16-4-2	42
1/4	@ NY Rangers	T 2-2*	18-16-5-2	43
1/10	@ Carolina	W 4-1	19-16-5-2	45
1/11	Florida	W 12-2	20-16-5-2	47
1/13	NY Islanders	W 4-3*	21-16-5-2	49
1/15	NY Rangers	OTL 1-2*	21-16-5-3	50
1/17	Toronto	L 1-4	21-17-5-3	50
1/18	@ Ottawa	L 2-5	21-18-5-3	50
1/20	@ Boston	T 3-3*	21-18-6-3	51
1/22	Carolina	W 5-3	22-18-6-3	53
1/25	@ Montreal	T 1-1*	22-18-7-3	54
1/26	NY Rangers	W 7-2	23-18-7-3	56
1/28	St. Louis	L 3-5	23-19-7-3	56
1/30	Pittsburgh	W 2-1	24-19-7-3	58
2/4	@ Tampa Bay	W 5-1	25-19-7-3	60
2/5	New Jersey	L 1-4	25-20-7-3	60
2/7	NY Islanders	W 3-0	26-20-7-3	62
2/9	Montreal	L 0-2	26-21-7-3	62
2/12	@ Atlanta	W 5-1	27-21-7-3	64
2/14	@ Carolina	L 1-3	27-22-7-3	64
2/15	@ Florida	W 2-1	28-22-7-3	66
2/17	@ Tampa Bay	L 1-3	28-23-7-3	66
2/20	Toronto	L 2-6	28-24-7-3	66
2/22	Detroit	L 1-5	28-25-7-3	66
2/24	Montreal	W 4-1	29-25-7-3	68
2/26	Buffalo	W 3-2	30-25-7-3	70
3/1	@ New Jersey	OTL 1-2*	30-25-7-4	71
3/2	Carolina	W 2-0	31-25-7-4	73
3/4	@ Buffalo	W 2-1	32-25-7-4	75
3/6	Atlanta	T 4-4*	32-25-8-4	76
3/8	@ Boston	OTL 4-5*	32-25-8-5	77
3/10	Philadelphia	W 2-1*	33-25-8-5	79
3/14	Los Angeles	L 1-3	33-26-8-5	79
3/16	Colorado	W 2-1	34-26-8-5	81
3/20	@ Calgary	W 4-1	35-26-8-5	83
3/22	@ Edmonton	L 3-5	35-27-8-5	83
3/23	@ Vancouver	L 0-6	35-28-8-5	83
3/25	@ Montreal	W 4-3*	36-28-8-5	85
3/28	@ Ottawa	W 3-2	37-28-8-5	87
3/29	@ Toronto	OTL 3-4*	37-28-8-6	88
4/1	Florida	W 3-0	38-29-8-6	90
4/3	Ottawa	L 1-5	38-29-8-6	90
4/5	Pittsburgh	W 5-3	39-29-8-6	92

* Denotes overtime game

2001-02

36-33-11-2, 85 points

	W	L	T	OTL	PTS
Home	21	12	6	2	50
Away	15	21	5	0	35
1st Half	16	18	7	0	39
2nd Half	20	15	4	2	46
October	5	6	1	0	11
November	5	7	2	0	12
December	5	4	4	0	14
January	5	9	1	1	12
February	4	1	1	0	9
March	9	5	1	0	19
April	3	1	1	1	8

Head Coach
Ron Wilson



JAROMIR JAGR

Player	GP	G	A	PTS	PIM	+/-	PP	SH	GW
Jaromir Jagr	69	31	48	79	30	E	10	0	3
Peter Bondra	77	39	31	70	80	17	17	1	8
Sergei Gonchar	76	26	33	59	58	-1	7	0	2
Ulf Dahlen	69	23	29	52	8	-5	7	0	4
Dainius Zubrus	71	17	26	43	38	5	4	0	3
Andrei Nikolishin	80	13	23	36	40	-1	1	0	0
Chris Simon	82	14	17	31	137	-8	1	0	1
Dmitri Khristich	61	9	12	21	12	2	3	0	2
Jeff Halpern	48	5	14	19	29	-9	0	0	4
Glen Metropolit	35	1	16	17	6	1	0	0	0
Washington	33	1	16	17	6	3	0	0	0
Ken Klee	68	8	8	16	38	4	2	0	3
Benoit Hogue	58	7	8	15	37	-5	0	0	1
Washington	9	0	1	1	4	2	0	0	0
Sylvain Cote	70	3	11	14	26	-15	1	0	2
Steve Konowalchuk	28	2	12	14	23	-2	0	0	0
Frantisek Kucera	56	1	13	14	12	7	0	0	0
*Matt Pettinger	61	7	3	10	44	-8	1	0	1
Brendan Witt	68	3	7	10	78	-1	0	0	0
Colin Forbes	38	5	3	8	15	-2	0	1	1
Joe Sacco	65	0	7	7	51	-13	0	0	0
Rob Zettler	49	1	4	5	56	3	0	0	0
*Stephen Peat	38	2	2	4	85	-1	0	0	0
*Ivan Ciernik	29	1	3	4	6	E	0	0	0
Washington	6	0	1	1	2	1	0	0	0
Jean-Francois Fortin	36	1	3	4	20	-1	0	0	0
Calle Johansson	11	2	0	2	8	-4	0	0	1
*Nolan Yonkman	11	1	0	1	4	3	0	0	0
Chris Ferraro	1	0	1	1	0	E	0	0	0
Peter Ferraro	4	0	1	1	0	-1	0	0	0
*Chris Corrinet	8	0	1	1	6	-4	0	0	0
Todd Rohloff	16	0	1	1	14	-2	0	0	0
Olie Kolzig	71	0	1	1	8	E	0	0	0
Patrick Boileau	2	0	0	0	2	-1	0	0	0
*Sebastien Charpentier	2	0	0	0	0	E	0	0	0
*Jakub Cutta	2	0	0	0	0	-3	0	0	0
Dean Melanson	4	0	0	0	4	1	0	0	0
*Brian Sutherby	7	0	0	0	2	-3	0	0	0
*Michael Farrell	8	0	0	0	0	-1	0	0	0
Craig Billington	17	0	0	0	0	E	0	0	0

Goaltender	GP	MIN	GA	SO	EN	GAA	W-L-T
Olie Kolzig	71	4,131	192	5	5	2.79	31-29-8
Craig Billington	17	710	36	0	2	3.04	4-5-3
*Sebastien Charpentier	2	122	5	0	0	2.46	1-1-0

* Indicates rookie

Date	Opponent	Result	Record	Pts
10/6	New Jersey	W 6-1	1-0-0-0	2
10/8	@ Boston	L 0-4	1-1-0-0	2
10/10	@ NY Rangers	W 5-2	2-1-0-0	4
10/12	@ Anaheim	L 1-2	2-2-0-0	4
10/13	@ Phoenix	L 2-5	2-3-0-0	4
10/16	@ Los Angeles	W 3-2*	3-3-0-0	6
10/19	Montreal	W 4-1	4-3-0-0	8
10/20	@ Philadelphia	L 3-6	4-4-0-0	8
10/23	@ Tampa Bay	T 1-1*	4-4-1-0	9
10/24	@ Florida	W 4-3*	5-4-1-0	11
10/26	@ Atlanta	L 0-1	5-5-1-0	11
10/30	Philadelphia	L 0-3	5-6-1-0	11
11/2	Phoenix	T 2-2*	5-6-2-0	12
11/3	@ St. Louis	L 1-4	5-7-2-0	12
11/6	@ Toronto	L 2-4	5-8-2-0	12
11/8	Carolina	L 2-3	5-9-2-0	12
11/10	Atlanta	W 3-0	6-9-2-0	14
11/13	Ottawa	L 5-11	6-10-2-0	14
11/15	@ Philadelphia	L 0-5	6-11-2-0	14
11/17	Anaheim	W 4-1	7-11-2-0	16
11/21	Tampa Bay	W 3-2	8-11-2-0	18
11/23	NY Rangers	W 6-2	9-11-2-0	20
11/24	@ Montreal	L 3-5	9-12-2-0	20
11/27	@ NY Islanders	T 5-5*	9-12-3-0	21
11/28	Buffalo	L 2-5	9-13-3-0	21
11/30	Carolina	W 6-2	10-13-3-0	23
12/2	@ Carolina	W 4-3*	11-13-3-0	25
12/4	NY Rangers	W 5-2	12-13-3-0	27
12/6	@ Atlanta	T 3-3*	12-13-4-0	28
12/8	@ New Jersey	L 1-3	12-14-4-0	28
12/11	Pittsburgh	T 2-2*	12-14-5-0	29
12/13	Boston	W 2-1	13-14-5-0	31
12/15	Atlanta	W 5-2	14-14-5-0	33
12/19	@ Florida	L 2-5	14-15-5-0	33
12/21	@ Pittsburgh	L 3-4	14-16-5-0	33
12/22	Pittsburgh	T 4-4*	14-16-6-0	34
12/26	Philadelphia	L 1-4	14-17-6-0	34
12/28	@ Dallas	W 3-2*	15-17-6-0	36
12/30	Carolina	T 5-5*	15-17-7-0	37
1/1	NY Islanders	W 3-2	16-17-7-0	39
1/3	@ Ottawa	L 1-4	16-18-7-0	39
1/5	@ Boston	L 4-7	16-19-7-0	39
1/7	Florida	L 1-2	16-20-7-0	39
1/9	Columbus	W 6-3	17-20-7-0	41
1/11	Toronto	T 3-3*	17-20-8-0	42
1/12	@ Florida	W 1-0	18-20-8-0	44
1/14	Boston	W 1-0*	19-20-8-0	46
1/16	@ Montreal	L 0-2	19-21-8-0	46
1/18	@ Detroit	L 1-3	19-22-8-0	46
1/19	Vancouver	L 1-5	19-23-8-0	46
1/22	@ Atlanta	W 3-0	20-23-8-0	48
1/23	Montreal	L 3-5	20-24-8-0	48
1/26	@ NY Rangers	L 3-6	20-25-8-0	48
1/27	Buffalo	OTL 2-3*	20-25-8-1	49
1/30	St. Louis	L 1-4	20-26-8-1	49
2/6	Minnesota	W 2-1	21-26-8-1	51
2/8	@ Nashville	T 3-3*	21-26-9-1	52
2/9	@ Tampa Bay	W 4-2	22-26-9-1	54
2/11	Tampa Bay	W 3-1	23-26-9-1	56
2/26	Florida	W 4-3	24-26-9-1	58
2/28	San Jose	L 2-5	24-27-9-1	58
3/2	@ Ottawa	W 3-2*	25-27-9-1	60
3/4	Toronto	L 2-3	25-28-9-1	60
3/6	Calgary	W 3-2	26-28-9-1	62
3/8	@ Carolina	T 2-2*	26-28-10-1	63
3/10	Edmonton	W 4-2	27-28-10-1	65
3/12	Dallas	L 2-5	27-29-10-1	65
3/15	@ San Jose	L 4-5	27-30-10-1	65
3/16	@ Edmonton	L 1-4	27-31-10-1	65
3/19	@ Colorado	W 3-0	28-31-10-1	67
3/21	@ Toronto	W 4-3	29-31-10-1	69
3/23	@ Columbus	W 5-2	30-31-10-1	71
3/24	@ Pittsburgh	L 2-6	30-32-10-1	71
3/26	@ Buffalo	W 4-3	31-32-10-1	73
3/29	@ New Jersey	W 3-1	32-32-10-1	75
3/30	NY Islanders	W 4-2	33-32-10-1	77
4/3	Tampa Bay	W 4-1	34-32-10-1	79
4/5	Ottawa	T 0-0*	34-32-11-1	80
4/6	@ NY Islanders	L 4-5	34-33-11-1	80
4/9	Chicago	W 3-1	35-33-11-1	82
4/12	@ Buffalo	W 3-1	36-33-11-1	84
4/13	New Jersey	OTL 3-4*	36-33-11-2	85

* Denotes overtime game

2000-01

41-27-10-4, 96 points

	W	L	T	OTL	PTS
Home	24	9	6	2	56
Away	17	18	4	2	40
1st Half	18	14	8	1	45
2nd Half	23	13	2	3	51
October	2	5	4	1	9
November	5	5	2	0	12
December	10	3	1	0	21
January	6	6	2	0	14
February	9	1	1	0	19
March	7	5	0	2	16
April	2	2	0	1	5

Head Coach
Ron Wilson



STEVE KONOWALCHUK

Player	GP	G	A	PTS	PIM	+/	PP	SH	GW
Adam Oates	81	13	69	82	28	-9	5	0	4
Peter Bondra	82	45	36	81	60	8	22	4	8
Sergei Gonchar	76	19	38	57	70	12	8	0	2
Ulf Dahlen	73	15	33	48	6	11	6	0	2
Steve Konowalchuk	82	24	23	47	87	8	6	0	5
Jeff Halpern	80	21	21	42	60	13	2	1	5
Dmitri Khristich	70	13	25	38	16	E	6	0	4
Washington	43	10	19	29	8	-8	4	0	4
Andrei Nikolishin	81	13	25	38	34	9	4	0	2
Trevor Linden	69	15	22	37	60	E	6	0	3
Washington	12	3	1	4	8	2	0	0	0
Calle Johansson	76	7	29	36	26	11	5	0	0
Richard Zednik	62	16	19	35	61	-2	4	0	3
Dainius Zubrus	61	13	13	26	37	-11	4	0	0
Washington	12	1	1	2	7	-4	1	0	0
Chris Simon	60	10	10	20	109	-12	4	0	2
Sylvain Cote	68	7	11	18	18	-3	1	1	1
Jan Bulis	39	5	13	18	26	E	1	0	0
Joe Sacco	69	7	7	14	48	4	0	0	0
Joe Reekie	74	2	9	11	77	14	0	0	1
Dmitri Mironov	36	3	5	8	6	-7	1	0	1
Jason Marshall	55	3	4	7	122	-13	2	1	1
Washington	5	0	0	0	17	-1	0	0	0
Brendan Witt	72	3	3	6	101	2	0	0	0
Ken Klee	54	2	4	6	60	-5	0	0	0
*Trent Whitfield	61	2	4	6	35	3	0	0	0
Glen Metropolit	15	1	5	6	10	-2	0	0	0
James Black	42	1	5	6	4	-3	0	0	0
Joe Murphy	14	1	5	6	20	-5	1	0	0
Matt Herr	22	2	3	5	17	3	0	0	1
Rob Zettler	29	0	4	4	55	E	0	0	0
Terry Yake	12	0	3	3	8	E	0	0	0
Olie Kolzig	72	0	2	2	14	E	0	0	0
Craig Billington	12	0	1	1	0	E	0	0	0
Craig Berube	22	0	1	1	18	-3	0	0	0
*Jakub Cutta	3	0	0	0	0	-1	0	0	0
*Kris Beech	4	0	0	0	2	-2	0	0	0
*Matt Pettinger	10	0	0	0	2	-1	0	0	0
Brantt Myhres	25	0	0	0	57	-5	0	0	0
Washington	5	0	0	0	29	E	0	0	0

Goaltender	GP	MIN	GA	SO	EN	GAA	W-L-T
Olie Kolzig	72	4,278	177	5	7	2.48	37-26-8
Craig Billington	12	660	27	0	0	2.45	3-5-2
Corey Hirsch	1	20	0	0	0	0.00	1-0-0

* Indicates rookie

Date	Opponent	Result	Record	Pts
10/6	Los Angeles	L 1-4	0-1-0-0	0
10/7	@ Carolina	T 3-3*	0-1-1-0	1
10/11	@ Atlanta	T 3-3*	0-1-2-0	2
10/13	@ Nashville	L 1-3	0-2-2-0	2
10/15	@ Dallas	L 0-3	0-3-2-0	2
10/17	Colorado	OTL 3-4*	0-3-2-1	3
10/19	New Jersey	W 5-2	1-3-2-1	5
10/21	NY Islanders	T 4-4*	1-3-3-1	6
10/26	@ Boston	L 1-4	1-4-3-1	6
10/27	@ Columbus	L 1-3	1-5-3-1	6
10/29	@ Philadelphia	T 1-1*	1-5-4-1	7
10/31	Detroit	W 6-2	2-5-4-1	9
11/2	@ St. Louis	L 0-2	2-6-4-1	9
11/4	@ Florida	W 3-2	3-6-4-1	11
11/5	@ Tampa Bay	L 2-5	3-7-4-1	11
11/9	NY Rangers	L 3-5	3-8-4-1	11
11/12	Atlanta	T 2-2*	3-8-5-1	12
11/14	Phoenix	T 2-2*	3-8-6-1	13
11/17	Montreal	W 4-3	4-8-6-1	15
11/18	@ Philadelphia	L 3-5	4-9-6-1	15
11/22	Vancouver	W 3-2*	5-9-6-1	17
11/24	NY Islanders	W 1-0	6-9-6-1	19
11/25	@ Atlanta	L 1-2	6-10-6-1	19
11/29	Tampa Bay	W 4-1	7-10-6-1	21
12/1	Boston	W 3-2	8-10-6-1	23
12/2	@ Boston	W 2-0	9-10-6-1	25
12/6	@ NY Rangers	L 2-3	9-11-6-1	25
12/9	@ New Jersey	W 3-2	10-11-6-1	27
12/12	@ NY Islanders	W 3-2	11-11-6-1	29
12/14	Minnesota	W 2-1	12-11-6-1	31
12/16	Edmonton	W 4-0	13-11-6-1	33
12/18	San Jose	L 3-5	13-12-6-1	33
12/20	Buffalo	T 2-2*	13-12-7-1	34
12/21	@ Buffalo	W 3-1	14-12-7-1	36
12/23	Florida	W 5-3	15-12-7-1	38
12/27	@ Ottawa	W 5-1	16-12-7-1	40
12/29	@ New Jersey	L 2-4	16-13-7-1	40
12/30	Philadelphia	W 6-3	17-13-7-1	42
1/1	Atlanta	W 4-2	18-13-7-1	44
1/3	@ Pittsburgh	L 2-3	18-14-7-1	44
1/5	Boston	T 1-1*	18-14-8-1	45
1/6	@ Toronto	W 3-2	19-14-8-1	47
1/8	Pittsburgh	L 3-5	19-15-8-1	47
1/10	@ Minnesota	L 0-3	19-16-8-1	47
1/13	Atlanta	W 4-1	20-16-8-1	49
1/18	@ Ottawa	L 4-5	20-17-8-1	49
1/19	@ Chicago	L 1-3	20-18-8-1	49
1/23	@ Tampa Bay	W 5-2	21-18-8-1	51
1/24	Florida	W 2-1	22-18-8-1	53
1/27	@ Montreal	L 2-4	22-19-8-1	53
1/28	Philadelphia	W 4-2	23-19-8-1	55
1/30	Ottawa	T 1-1*	23-19-9-1	56
2/1	Toronto	W 5-4	24-19-9-1	58
2/7	@ Colorado	W 3-1	25-19-9-1	60
2/9	@ Anaheim	W 4-3	26-19-9-1	62
2/10	@ Los Angeles	W 4-3	27-19-9-1	64
2/13	@ Calgary	T 4-4*	27-19-10-1	65
2/14	@ Vancouver	W 4-3*	28-19-10-1	67
2/17	@ Montreal	W 6-3	29-19-10-1	69
2/21	Nashville	W 2-1	30-19-10-1	71
2/23	Montreal	W 3-1	31-19-10-1	73
2/24	@ Carolina	W 2-1	32-19-10-1	75
2/27	Chicago	L 2-3	32-20-10-1	75
3/1	Toronto	OTL 2-3*	32-20-10-2	76
3/3	Pittsburgh	W 4-3	33-20-10-2	78
3/6	@ NY Islanders	W 5-1	34-20-10-2	80
3/7	@ Pittsburgh	W 4-3	35-20-10-2	82
3/9	NY Rangers	W 5-3	36-20-10-2	84
3/11	Ottawa	W 6-5	37-20-10-2	86
3/13	Anaheim	L 0-2	37-21-10-2	86
3/15	Carolina	L 0-3	37-22-10-2	86
3/17	Buffalo	L 2-3	37-23-10-2	86
3/19	@ NY Rangers	L 3-6	37-24-10-2	86
3/23	@ Florida	L 1-4	37-25-10-2	86
3/24	@ Tampa Bay	W 3-2	38-25-10-2	88
3/28	Carolina	W 7-0	39-25-10-2	90
3/30	@ Carolina	OTL 3-4*	39-25-10-3	91
4/1	@ Detroit	OTL 1-2*	39-25-10-4	92
4/3	New Jersey	L 4-6	39-26-10-4	92
4/5	Florida	W 3-0	40-26-10-4	94
4/6	@ Buffalo	L 1-2	40-27-10-4	94
4/8	Tampa Bay	W 2-1	41-27-10-4	96

* Denotes overtime game

1999-00

44-24-12-2, 102 points

	W	L	T	OTL	PTS
Home	26	5	8	2	62
Away	18	19	4	0	40
1st Half	17	16	7	1	42
2nd Half	27	8	5	1	60
October	2	6	2	0	6
November	7	3	2	1	17
December	4	6	2	0	10
January	11	1	2	0	24
February	8	4	2	0	18
March	10	2	1	1	22
April	2	2	1	0	5

Head Coach
Ron Wilson



CHRIS SIMON

Player	GP	G	A	PTS	PIM	+/-	PP	SH	GW
Adam Oates	82	15	56	71	14	13	5	0	6
Sergei Gonchar	73	18	36	54	52	26	5	0	3
Chris Simon	75	29	20	49	146	11	7	0	5
Steve Konowalchuk	82	16	27	43	80	19	3	0	1
Peter Bondra	62	21	17	38	30	5	5	3	5
Ulf Dahlen	75	15	23	38	8	11	5	0	4
Richard Zednik	69	19	16	35	54	6	1	0	2
Calle Johansson	82	7	25	32	24	13	1	0	3
Jan Bulis	56	9	22	31	30	7	0	0	1
*Jeff Halpern	79	18	11	29	39	21	4	4	1
Joe Murphy	55	12	15	27	94	1	4	0	2
Washington	29	5	8	13	53	8	1	0	2
Andrei Nikolishin	76	11	14	25	28	6	0	2	2
Terry Yake	61	10	14	24	34	4	3	0	3
Washington	35	6	5	11	12	2	1	0	1
Joe Sacco	79	7	16	23	50	7	0	0	1
Dmitri Mironov	73	3	19	22	28	7	1	0	0
Ken Klee	80	7	13	20	79	8	0	0	2
*Glen Metropolit	30	6	13	19	4	5	1	0	1
James Black	49	8	9	17	6	-1	1	0	1
Jim McKenzie	61	4	5	9	64	-5	0	0	0
Washington	30	1	2	3	16	E	0	0	0
Brendan Witt	77	1	7	8	114	5	0	0	0
Joe Reekie	59	0	7	7	50	21	0	0	0
Jaroslav Svejksky	23	1	2	3	2	-7	1	0	0
Jeff Toms	20	1	2	3	4	-1	0	0	1
Mike Eagles	25	2	0	2	15	-7	0	0	1
*Alexei Tezikov	23	1	1	2	2	-2	1	0	1
Rob Zettler	12	0	2	2	19	-1	0	0	0
Olie Kolzig	73	0	2	2	6	E	0	0	0
*Miika Elomo	2	0	1	1	2	1	0	0	0
*Nolan Baumgartner	8	0	1	1	2	1	0	0	0
Barrie Moore	1	0	0	0	0	E	0	0	0
*Alexander Volchkov	3	0	0	0	0	-2	0	0	0
Jamie Huscroft	7	0	0	0	11	-5	0	0	0
Craig Billington	13	0	0	0	0	E	0	0	0

Goaltender	GP	MIN	GA	SO	EN	GAA	W-L-T
Olie Kolzig	73	4,371	163	5	1	2.24	41-20-11
Craig Billington	13	611	28	2	2	2.75	3-6-1

* Indicates rookie

Date	Opponent	Result	Record	Pts
10/2	@ Florida	L 3-4	0-1-0-0	0
10/8	@ Buffalo	W 3-2	1-1-0-0	2
10/9	Los Angeles	T 2-2*	1-1-1-0	3
10/12	Philadelphia	W 5-4	2-1-1-0	5
10/16	San Jose	L 2-3	2-2-1-0	5
10/19	Anaheim	L 1-7	2-3-1-0	5
10/23	@ Phoenix	T 2-2*	2-3-2-0	6
10/26	@ Los Angeles	L 2-5	2-4-2-0	6
10/29	@ Anaheim	L 2-5	2-5-2-0	6
10/31	@ San Jose	L 1-2	2-6-2-0	6
11/3	Ottawa	W 3-1	3-6-2-0	8
11/5	Toronto	W 5-3	4-6-2-0	10
11/7	@ Carolina	L 2-3	4-7-2-0	10
11/9	Tampa Bay	W 2-1	5-7-2-0	12
11/11	NY Rangers	OTL 4-5*	5-8-2-1	13
11/13	New Jersey	W 4-2	6-8-2-1	15
11/17	Dallas	T 2-2*	6-8-3-1	16
11/19	Carolina	T 3-3*	6-8-4-1	17
11/20	@ Boston	W 3-0	7-8-4-1	19
11/24	@ Buffalo	L 2-5	7-9-4-1	19
11/26	Nashville	W 1-0	8-9-4-1	21
11/27	@ NY Islanders	W 4-3	9-9-4-1	23
11/29	@ Toronto	L 1-3	9-10-4-1	23
12/2	Boston	T 2-2	9-10-5-1	24
12/4	@ Florida	L 1-2	9-11-5-1	24
12/7	NY Islanders	W 4-2	10-11-5-1	26
12/9	@ Pittsburgh	L 0-3	10-12-5-1	26
12/13	Montreal	L 0-1	10-13-5-1	26
12/15	@ Atlanta	W 4-0	11-13-5-1	28
12/17	@ NY Rangers	W 3-2*	12-13-5-1	30
12/18	@ New Jersey	L 4-5	12-14-5-1	30
12/21	@ Edmonton	L 2-6	12-15-5-1	30
12/22	@ Vancouver	L 3-6	12-16-5-1	30
12/27	Chicago	T 2-2*	12-16-6-1	31
12/29	Pittsburgh	W 3-2*	13-16-6-1	33
1/1	St. Louis	T 1-1*	13-16-7-1	34
1/4	Montreal	W 6-1	14-16-7-1	36
1/6	@ Atlanta	L 1-3	14-17-7-1	36
1/8	Atlanta	W 3-0	15-17-7-1	38
1/12	@ Atlanta	W 5-2	16-17-7-1	40
1/14	@ New Jersey	W 3-2*	17-17-7-1	42
1/16	Ottawa	W 2-1	18-17-7-1	44
1/17	@ Tampa Bay	W 6-3	19-17-7-1	46
1/19	@ Florida	W 3-1	20-17-7-1	48
1/22	@ Toronto	T 5-5*	20-17-8-1	49
1/24	Tampa Bay	W 8-2	21-17-8-1	51
1/26	Calgary	W 2-1	22-17-8-1	53
1/28	Phoenix	W 3-2*	23-17-8-1	55
1/30	Philadelphia	W 2-0	24-17-8-1	57
2/1	@ Pittsburgh	L 2-3	24-18-8-1	57
2/3	Carolina	W 2-1	25-18-8-1	59
2/8	@ Boston	T 2-2*	25-18-9-1	60
2/10	@ Montreal	W 1-0	26-18-9-1	62
2/12	@ Nashville	W 4-2	27-18-9-1	64
2/13	@ Dallas	L 1-2	27-19-9-1	64
2/15	Colorado	W 2-1	28-19-9-1	66
2/18	@ Chicago	W 5-4	29-19-9-1	68
2/19	@ Philadelphia	L 2-4	29-20-9-1	68
2/21	@ Carolina	T 1-1*	29-20-10-1	69
2/23	Florida	W 3-2*	30-20-10-1	71
2/25	Boston	L 0-3	30-21-10-1	71
2/26	@ Montreal	W 3-0	31-21-10-1	73
2/28	@ NY Islanders	W 3-2	32-21-10-1	75
3/1	@ Tampa Bay	W 4-2	33-21-10-1	77
3/3	Detroit	T 2-2*	33-21-11-1	78
3/5	Buffalo	W 2-1	34-21-11-1	80
3/7	Florida	W 4-2	35-21-11-1	82
3/9	@ Philadelphia	L 1-3	35-22-11-1	82
3/11	New Jersey	W 4-2	36-22-11-1	84
3/15	NY Islanders	W 4-3	37-22-11-1	86
3/17	Carolina	W 4-2	38-22-11-1	88
3/19	Tampa Bay	W 5-2	39-22-11-1	90
3/20	@ St. Louis	L 1-2	39-23-11-1	90
3/23	@ NY Rangers	W 4-1	40-23-11-1	92
3/25	@ Ottawa	W 4-3	41-23-11-1	94
3/28	Atlanta	W 5-2	42-23-11-1	96
3/30	Pittsburgh	OTL 3-4*	42-24-11-2	97
4/1	Toronto	L 3-4	42-25-11-2	97
4/3	NY Rangers	W 4-1	43-25-11-2	99
4/4	@ Ottawa	L 0-4	43-26-11-2	99
4/7	@ Detroit	W 4-2	44-26-11-2	101
4/9	Buffalo	T 1-1*	44-26-12-2	102

* Denotes overtime game

1998-99

31-45-6, 68 points

	W	L	T	PTS
Home	16	23	2	34
Away	15	22	4	34
1st Half	16	22	3	35
2nd Half	15	23	3	33
October	3	3	3	9
November	4	8	0	8
December	4	8	0	8
January	5	7	1	11
February	9	4	1	19
March	4	8	1	9
April	2	7	0	4

Head Coach
Ron Wilson



SERGEI GONCHAR

Player	GP	G	A	PTS	PIM	+/-	PP	SH	GW
Peter Bondra	66	31	24	55	56	-1	6	3	5
Adam Oates	59	12	42	54	22	-1	3	0	0
Joe Juneau	63	14	27	41	20	-3	2	1	3
Brian Bellows	76	17	19	36	26	-12	8	0	3
Andrei Nikolishin	73	8	27	35	28	E	0	1	1
Sergei Gonchar	53	21	10	31	57	1	13	1	3
James Black	75	16	14	30	14	5	1	1	3
Calle Johansson	67	8	21	29	22	10	2	0	2
Steve Konowalchuk	45	12	12	24	26	E	4	1	2
Jan Bulis	38	7	16	23	6	3	3	0	3
Ken Klee	78	7	13	20	80	-9	0	0	1
Richard Zednik	49	9	8	17	50	-6	1	0	2
Dmitri Mironov	46	2	14	16	80	-5	2	0	0
Jaroslav Svejkskovsky	25	6	8	14	12	-2	4	0	2
Michal Pivonka	36	5	6	11	12	-6	2	0	0
Chris Simon	23	3	7	10	48	-4	0	0	0
Joe Reekie	73	0	10	10	68	11	0	0	0
Craig Berube	66	5	4	9	166	-7	0	0	0
*Benoit Gratton	16	4	3	7	16	-1	0	0	0
Brendan Witt	54	2	5	7	87	-6	0	0	0
Kelly Miller	62	2	5	7	29	-5	0	0	1
Mike Eagles	52	4	2	6	50	-5	0	0	0
Jeff Toms	21	1	5	6	2	E	0	0	0
Mark Tinordi	48	0	6	6	108	-6	0	0	0
Dale Hunter	50	0	5	5	102	-7	0	0	0
Enrico Ciccone	59	3	1	4	127	-7	0	0	0
Washington	43	2	0	2	103	-6	0	0	0
*Matt Herr	30	2	2	4	8	-7	1	0	0
Trevor Halverson	17	0	4	4	28	-5	0	0	0
Tom Chorske	19	0	3	3	6	-3	0	0	0
Washington	17	0	2	2	4	-4	0	0	0
Olie Kolzig	64	0	2	2	19	E	0	0	0
*Patrick Boileau	4	0	1	1	2	-4	0	0	0
Mike Rosati	1	0	0	0	0	E	0	0	0
Patrik Augusta	2	0	0	0	0	E	0	0	0
*Martin Brochu	2	0	0	0	2	E	0	0	0
Patrice Lefebvre	3	0	0	0	2	-2	0	0	0
Brad Shaw	4	0	0	0	4	E	0	0	0
*Nolan Baumgartner	5	0	0	0	0	-3	0	0	0
*Alexei Tezikov	5	0	0	0	0	-1	0	0	0
Stewart Malgunas	10	0	0	0	6	-5	0	0	0
Steve Poapst	22	0	0	0	8	-8	0	0	0
Rick Tabaracci	23	0	0	0	2	E	0	0	0

Goaltender	GP	MIN	GA	SO	EN	GAA	W-L-T
Olie Kolzig	64	3,586	154	4	5	2.58	26-31-3
Rick Tabaracci	23	1,193	50	2	3	2.51	4-12-3
Martin Brochu	2	120	6	0	0	3.00	0-2-0
Mike Rosati	1	28	0	0	0	0.00	1-0-0

* Indicates rookie

Date	Opponent	Result	Record	Pts
10/10	Anaheim	W 1-0	1-0-0	2
10/13	Detroit	L 2-3	1-1-0	2
10/16	Montreal	T 2-2*	1-1-1	3
10/18	@ Tampa Bay	W 4-1	2-1-1	5
10/21	Vancouver	L 1-2	2-2-1	5
10/23	@ Buffalo	W 1-0	3-2-1	7
10/24	Florida	T 2-2*	3-2-2	8
10/28	@ Edmonton	L 2-8	3-3-2	8
10/30	@ Calgary	T 0-0*	3-3-3	9
11/1	@ Vancouver	L 1-4	3-4-3	9
11/4	Tampa Bay	L 2-5	3-5-3	9
11/6	Carolina	L 2-3	3-6-3	9
11/7	@ Ottawa	W 8-5	4-6-3	11
11/12	Buffalo	L 0-2	4-7-3	11
11/14	@ NY Islanders	W 5-3	5-7-3	13
11/18	Toronto	W 4-1	6-7-3	15
11/20	Ottawa	L 1-4	6-8-3	15
11/21	@ Boston	L 4-5*	6-9-3	15
11/25	Pittsburgh	W 5-4	7-9-3	17
11/27	@ Dallas	L 0-4	7-10-3	17
11/28	@ St. Louis	L 2-4	7-11-3	17
12/1	New Jersey	L 0-4	7-12-3	17
12/4	NY Islanders	W 5-1	8-12-3	19
12/5	@ Philadelphia	L 1-2	8-13-3	19
12/9	@ Los Angeles	L 1-2	8-14-3	19
12/11	@ Anaheim	L 0-1	8-15-3	19
12/12	@ San Jose	L 1-2	8-16-3	19
12/17	@ Chicago	W 3-1	9-16-3	21
12/19	@ Pittsburgh	L 0-3	9-17-3	21
12/23	@ Florida	W 4-0	10-17-3	23
12/26	@ Nashville	L 1-3	10-18-3	23
12/28	Boston	W 5-1	11-18-3	25
12/30	New Jersey	L 2-3	11-19-3	25
1/1	Ottawa	L 3-4	11-20-3	25
1/2	@ Toronto	W 5-2	12-20-3	27
1/7	NY Rangers	W 5-1	13-20-3	29
1/9	@ New Jersey	W 3-2	14-20-3	31
1/11	NY Islanders	W 4-3	15-20-3	33
1/13	Philadelphia	L 0-3	15-21-3	33
1/15	Montreal	L 0-3	15-22-3	33
1/16	@ Carolina	W 3-2*	16-22-3	35
1/18	@ Montreal	T 4-4*	16-22-4	36
1/21	@ Philadelphia	L 1-4	16-23-4	36
1/26	NY Rangers	L 1-4	16-24-4	36
1/29	Los Angeles	L 3-6	16-25-4	36
1/30	@ Toronto	L 3-5	16-26-4	36
2/1	@ NY Rangers	W 3-1	17-26-4	38
2/3	Tampa Bay	W 10-1	18-26-4	40
2/5	Carolina	W 4-1	19-26-4	42
2/7	Buffalo	W 3-1	20-26-4	44
2/9	@ NY Islanders	W 2-1	21-26-4	46
2/12	@ New Jersey	W 3-2	22-26-4	48
2/13	@ Ottawa	L 1-2	22-27-4	48
2/15	@ Pittsburgh	L 3-7	22-28-4	48
2/18	@ Carolina	T 2-2*	22-28-5	49
2/20	San Jose	W 3-1	23-28-5	51
2/22	Toronto	W 4-3	24-28-5	53
2/24	Phoenix	L 1-2	24-29-5	53
2/27	@ Boston	L 3-4	24-30-5	53
2/28	Pittsburgh	W 4-3	25-30-5	55
3/2	@ Tampa Bay	W 8-2	26-30-5	57
3/4	NY Rangers	L 2-4	26-31-5	57
3/6	Edmonton	W 4-3	27-31-5	59
3/9	Colorado	L 2-3*	27-32-5	59
3/11	Florida	L 1-2	27-33-5	59
3/13	Calgary	L 4-5*	27-34-5	59
3/15	@ NY Rangers	T 1-1*	27-34-6	60
3/17	Dallas	W 2-1*	28-34-6	62
3/20	@ Montreal	W 1-0	29-34-6	64
3/21	Boston	L 1-4	29-35-6	64
3/25	@ Phoenix	L 2-4	29-36-6	64
3/26	@ Colorado	L 1-3	29-37-6	64
3/30	Nashville	L 2-3	29-38-6	64
4/1	Florida	W 5-3	30-38-6	66
4/3	@ Tampa Bay	L 3-4	30-39-6	66
4/5	@ Florida	W 3-0	31-39-6	68
4/7	St. Louis	L 2-4	31-40-6	68
4/8	@ New Jersey	L 0-1	31-41-6	68
4/10	Philadelphia	L 1-2	31-42-6	68
4/12	Chicago	L 2-4	31-43-6	68
4/14	@ Carolina	L 0-3	31-44-6	68
4/18	@ Buffalo	L 0-3	31-45-6	68

* Denotes overtime game

1997-98

40-30-12, 92 points

	W	L	T	PTS
Home	23	12	6	52
US Airways	5	3	2	12
MCI Center	18	9	4	40
Away	17	18	6	40
1st Half	18	15	8	44
2nd Half	22	15	4	48
October	7	4	2	16
November	6	6	2	14
December	4	5	4	12
January	9	2	2	20
February	0	4	1	1
March	8	7	0	16
April	6	2	1	13

Head Coach
Ron Wilson



CALLE JOHANSSON

Player	GP	G	A	PTS	PIM	+/-	PP	SH	GW
Peter Bondra	76	52	26	78	44	14	11	5	13
Adam Oates	82	18	58	76	36	6	3	2	3
Calle Johansson	73	15	20	35	30	-11	10	1	1
Steve Konowalchuk	80	10	24	34	80	9	2	0	2
Joe Juneau	56	9	22	31	26	8	4	1	1
Phil Housley	64	6	25	31	24	10	4	1	0
Jeff Brown	60	4	24	28	32	5	4	0	0
Washington	9	0	6	6	6	4	0	0	0
*Richard Zednik	65	17	9	26	28	-2	2	0	2
Dale Hunter	82	8	18	26	103	1	0	0	1
Andrew Brunette	28	11	12	23	12	2	4	0	2
Sergei Gonchar	72	5	16	21	66	2	2	0	0
Esa Tikkanen	48	3	18	21	18	-11	1	0	2
Washington	20	2	10	12	2	-4	1	0	0
Mark Tinordi	47	8	9	17	39	9	0	1	0
Chris Simon	28	7	10	17	38	1	4	0	1
Andrei Nikolishin	38	6	10	16	14	1	1	0	1
*Jan Bulis	48	5	11	16	18	-5	0	0	0
Craig Berube	74	6	9	15	189	-3	0	0	0
Kelly Miller	76	7	7	14	41	-2	0	3	3
Todd Krygier	45	2	12	14	30	-3	0	0	1
Jeff Toms	46	4	6	10	15	-17	0	0	1
Washington	33	3	4	7	8	-11	0	0	1
Joe Reekie	68	2	8	10	70	15	0	0	1
Brian Bellows	11	6	3	9	6	-3	5	0	2
Michal Pivonka	33	3	6	9	20	5	0	0	1
Brendan Witt	64	1	7	8	112	-11	0	0	0
Ken Klee	51	4	2	6	46	-3	0	0	1
*Jaroslav Svejksky	17	4	1	5	10	-5	2	0	1
Mike Eagles	36	1	3	4	16	2	0	0	0
*Jan Benda	9	0	3	3	6	1	0	0	0
*Nolan Baumgartner	4	0	1	1	0	E	0	0	0
*Benoit Gratton	6	0	1	1	6	1	0	0	0
Bill Ranford	22	0	1	1	0	E	0	0	0
Olie Kolzig	64	0	1	1	12	E	0	0	0
Pat Peake	1	0	0	0	4	E	0	0	0
*Brad Church	2	0	0	0	0	E	0	0	0
*Dwayne Hay	2	0	0	0	2	E	0	0	0
*Ryan Mulhern	3	0	0	0	0	E	0	0	0
David Harlock	6	0	0	0	4	2	0	0	0
Stewart Malgunas	8	0	0	0	12	1	0	0	0

Goaltender	GP	MIN	GA	SO	EN	GAA	W-L-T
Olie Kolzig	64	3,788	139	5	5	2.20	33-18-10
Bill Ranford	22	1,183	55	0	3	2.79	7-12-2

* Indicates rookie

Date	Opponent	Result	Record	Pts
10/1	@ Toronto	W 4-1	1-0-0	2
10/3	Buffalo	W 6-2	2-0-0	4
10/4	New Jersey	W 4-1	3-0-0	6
10/8	@ NY Islanders	W 6-3	4-0-0	8
10/9	@ Buffalo	L 2-5	4-1-0	8
10/11	NY Islanders	W 3-1	5-1-0	10
10/15	@ Chicago	W 2-0	6-1-0	12
10/18	@ Montreal	W 3-2	7-1-0	14
10/22	@ Colorado	L 3-4	7-2-0	14
10/23	@ Phoenix	T 3-3*	7-2-1	15
10/25	@ St. Louis	L 2-5	7-3-1	15
10/29	Dallas	L 3-4	7-4-1	15
10/31	Philadelphia	T 2-2*	7-4-2	16
11/1	@ New Jersey	L 1-3	7-5-2	16
11/4	Vancouver	W 2-1	8-5-2	18
11/6	@ Boston	L 0-2	8-6-2	18
11/8	Edmonton	W 2-1	9-6-2	20
11/9	@ Florida	L 2-3	9-7-2	20
11/12	@ Pittsburgh	W 4-1	10-7-2	22
11/13	@ Buffalo	W 3-2	11-7-2	24
11/15	@ Montreal	W 3-2	12-7-2	26
11/18	Colorado	T 6-6*	12-7-3	27
11/22	San Jose	L 2-5	12-8-3	27
11/23	@ Florida	W 5-2	13-8-3	29
11/26	Montreal	L 5-6	13-9-3	29
11/27	@ Ottawa	L 1-3	13-10-3	29
11/29	@ Boston	T 1-1*	13-10-4	30
12/2	@ NY Rangers	W 3-2*	14-10-4	32
12/5	Florida	W 3-2*	15-10-4	34
12/7	@ Florida	L 4-5	15-11-4	34
12/10	@ San Jose	T 3-3*	15-11-5	35
12/12	@ Anaheim	L 4-6	15-12-5	35
12/13	@ Los Angeles	T 2-2*	15-12-6	36
12/16	NY Islanders	T 2-2*	15-12-7	37
12/18	Florida	L 0-4	15-13-7	37
12/20	@ Carolina	W 2-1	16-13-7	39
12/23	New Jersey	T 1-1*	16-13-8	40
12/26	Pittsburgh	L 1-4	16-14-8	40
12/27	Ottawa	L 0-3	16-15-8	40
12/29	St. Louis	W 4-2	17-15-8	42
1/1	Anaheim	W 3-2	18-15-8	44
1/3	NY Rangers	L 2-3	18-16-8	44
1/6	Toronto	W 5-3	19-16-8	46
1/8	@ NY Rangers	W 5-3	20-16-8	48
1/9	Philadelphia	W 4-1	21-16-8	50
1/11	@ Detroit	L 0-2	21-17-8	50
1/13	Ottawa	W 4-0	22-17-8	52
1/15	Chicago	W 3-2	23-17-8	54
1/21	@ Tampa Bay	W 3-2*	24-17-8	56
1/25	Boston	W 4-1	25-17-8	58
1/26	@ NY Rangers	T 2-2*	25-17-9	59
1/28	Pittsburgh	T 2-2*	25-17-10	60
1/31	@ Philadelphia	W 3-2*	26-17-10	62
2/1	Detroit	L 2-4	26-18-10	62
2/4	@ Pittsburgh	T 2-2*	26-18-11	63
2/7	Tampa Bay	L 3-4	26-19-11	63
2/25	Tampa Bay	L 3-4	26-20-11	63
2/28	@ Tampa Bay	L 2-5	26-21-11	63
3/1	Buffalo	L 0-3	26-22-11	63
3/3	Boston	L 0-3	26-23-11	63
3/5	@ Philadelphia	L 2-3	26-24-11	63
3/7	Florida	W 6-3	27-24-11	65
3/9	Calgary	W 5-2	28-24-11	67
3/12	@ NY Islanders	W 2-1	29-24-11	69
3/14	@ Ottawa	L 0-4	29-25-11	69
3/16	Phoenix	W 2-1	30-25-11	71
3/18	Carolina	W 1-0	31-25-11	73
3/20	New Jersey	W 2-0	32-25-11	75
3/21	@ New Jersey	L 2-3	32-26-11	75
3/25	@ Edmonton	L 2-4	32-27-11	75
3/26	@ Calgary	L 2-3	32-28-11	75
3/28	@ Vancouver	W 3-2	33-28-11	77
3/31	NY Islanders	W 5-2	34-28-11	79
4/2	Tampa Bay	W 4-1	35-28-11	81
4/4	Los Angeles	W 3-2	36-28-11	83
4/6	Montreal	T 2-2*	36-28-12	84
4/8	@ Dallas	L 1-2*	36-29-12	84
4/11	@ Philadelphia	L 3-4	36-30-12	84
4/13	@ NY Islanders	W 2-0	37-30-12	86
4/14	NY Rangers	W 3-1	38-30-12	88
4/18	@ Carolina	W 4-3	39-30-12	90
4/19	Carolina	W 2-1	40-30-12	92

* Denotes overtime game

1996-97

	W	L	T	PTS
Home	19	17	5	43
Away	14	23	4	32
1st Half	17	20	4	38
2nd Half	16	20	5	37
October	4	6	0	8
November	9	5	1	19
December	2	9	2	6
January	5	5	2	12
February	4	6	2	10
March	6	7	1	13
April	3	2	1	7

Head Coach

Jim Schoenfeld



PETER BONDRA

Player	GP	G	A	PTS	PIM	+/-	PP	SH	GW
Adam Oates	80	22	60	82	14	-5	3	2	5
Washington	17	4	8	12	4	-2	1	0	1
Peter Bondra	77	46	31	77	72	7	10	4	3
Dale Hunter	82	14	32	46	125	-2	3	0	5
Steve Konowalchuk	78	17	25	42	67	-3	2	1	3
Joe Juneau	58	15	27	42	8	-11	9	1	3
Rick Tocchet	53	21	19	40	98	-3	4	0	2
Washington	13	5	5	10	31	E	1	0	1
Phil Housley	77	11	29	40	24	-10	3	1	2
Sergei Gonchar	57	13	17	30	36	-11	3	0	3
Andrei Nikolishin	71	9	19	28	32	3	1	0	0
Washington	59	7	14	21	30	5	1	0	0
Kelly Miller	77	10	14	24	33	4	0	1	3
Sylvain Cote	57	6	18	24	28	11	2	0	0
Michal Pivonka	54	7	16	23	22	-15	2	0	1
Chris Simon	42	9	13	22	165	-1	3	0	1
Jason Allison	53	5	17	22	25	-3	1	0	1
Calle Johansson	65	6	11	17	16	-2	2	0	0
Todd Krygier	47	5	11	16	37	-10	1	0	1
*Andrew Brunette	53	4	7	11	12	-3	2	0	0
Ken Klee	80	3	8	11	115	-5	0	0	2
*Jaroslav Svejovsky	19	7	3	10	4	-1	2	0	1
Joe Reekie	65	1	8	9	107	8	0	0	0
Mark Tinordi	56	2	6	8	118	3	0	0	0
Mike Eagles	70	1	7	8	42	-4	0	0	0
Craig Berube	80	4	3	7	218	-11	0	0	1
Anson Carter	19	3	2	5	7	E	1	0	1
Brendan Witt	44	3	2	5	88	-20	0	0	0
Keith Jones	11	2	3	5	13	-2	1	0	0
*Richard Zednik	11	2	1	3	4	-5	1	0	0
Kevin Kaminski	38	1	2	3	130	E	0	0	0
Eric Charron	25	1	1	2	20	1	0	0	0
Bill Ranford	55	0	1	1	7	E	0	0	0
*Patrick Boileau	1	0	0	0	0	E	0	0	0
Curtis Leschyshyn	2	0	0	0	2	E	0	0	0
Pat Peake	4	0	0	0	4	1	0	0	0
Stewart Malgunas	6	0	0	0	2	2	0	0	0
Stefan Ustorf	6	0	0	0	2	-3	0	0	0
Olie Kolzig	29	0	0	0	4	E	0	0	0
Jim Carey	40	0	0	0	6	E	0	0	0

Goaltender	GP	MIN	GA	SO	EN	GAA	W-L-T
Jim Carey	40	2,293	105	1	2	2.75	17-18-3
Olie Kolzig	29	1,645	71	2	6	2.59	8-15-4
Bill Ranford	18	1,009	46	0	1	2.74	8-7-2

* Indicates rookie

33-40-9, 75 points

Date	Opponent	Result	Record	Pts
10/5	Chicago	L 2-5	0-1-0	0
10/8	@ Dallas	L 3-5	0-2-0	0
10/11	Tampa Bay	W 6-2	1-2-0	2
10/12	Los Angeles	L 3-4	1-3-0	2
10/18	Buffalo	L 1-4	1-4-0	2
10/19	@ Pittsburgh	L 1-2	1-5-0	2
10/23	@ NY Rangers	W 3-2	2-5-0	4
10/26	@ St. Louis	W 6-4	3-5-0	6
10/28	@ Colorado	L 0-1	3-6-0	6
10/30	Philadelphia	W 4-2	4-6-0	8
11/1	Pittsburgh	W 4-2	5-6-0	10
11/2	@ NY Islanders	L 1-6	5-7-0	10
11/6	@ Tampa Bay	W 2-1	6-7-0	12
11/7	@ Florida	L 2-4	6-8-0	12
11/9	NY Rangers	W 3-2	7-8-0	14
11/12	@ New Jersey	L 2-3*	7-9-0	14
11/14	@ Philadelphia	W 5-2	8-9-0	16
11/15	Montreal	W 3-1	9-9-0	18
11/18	@ Florida	W 4-2	10-9-0	20
11/19	Boston	T 2-2*	10-9-1	21
11/22	@ New Jersey	W 5-1	11-9-1	23
11/23	New Jersey	W 4-3	12-9-1	25
11/27	Ottawa	L 1-2	12-10-1	25
11/29	NY Islanders	L 0-2	12-11-1	25
11/30	@ Montreal	W 2-0	13-11-1	27
12/4	Detroit	L 0-2	13-12-1	27
12/6	Pittsburgh	L 3-5	13-13-1	27
12/7	@ NY Islanders	L 0-2	13-14-1	27
12/11	@ San Jose	L 2-3	13-15-1	27
12/13	@ Anaheim	L 4-5	13-16-1	27
12/14	@ Los Angeles	T 4-4*	13-16-2	28
12/17	@ Phoenix	L 3-4	13-17-2	28
12/20	San Jose	W 3-2	14-17-2	30
12/21	@ Boston	L 3-4	14-18-2	30
12/23	@ Tampa Bay	W 3-1	15-18-2	32
12/26	@ Detroit	L 4-5*	15-19-2	32
12/28	Florida	T 1-1*	15-19-3	33
12/30	@ Pittsburgh	L 3-5	15-20-3	33
1/1	Hartford	W 3-2*	16-20-3	35
1/3	Phoenix	W 3-0	17-20-3	37
1/4	@ Hartford	T 1-1*	17-20-4	38
1/9	NY Rangers	W 2-0	18-20-4	40
1/11	@ Philadelphia	T 3-3*	18-20-5	41
1/13	Toronto	W 6-3	19-20-5	43
1/15	@ Ottawa	L 1-5	19-21-5	43
1/20	@ Boston	W 3-2	20-21-5	45
1/22	NY Rangers	L 3-5	20-22-5	45
1/24	Dallas	L 2-5	20-23-5	45
1/26	Edmonton	L 1-3	20-24-5	45
1/29	Philadelphia	L 1-2	20-25-5	45
2/1	@ Florida	W 3-1	21-25-5	47
2/2	@ Buffalo	T 2-2*	21-25-6	48
2/7	@ Calgary	L 2-5	21-26-6	48
2/9	@ Edmonton	L 1-4	21-27-6	48
2/11	@ Vancouver	W 5-2	22-27-6	50
2/14	Tampa Bay	W 5-4*	23-27-6	52
2/15	@ Tampa Bay	L 1-4	23-28-6	52
2/18	Ottawa	L 1-6	23-29-6	52
2/22	@ Hartford	L 0-2	23-30-6	52
2/24	Boston	T 3-3*	23-30-7	53
2/26	@ Toronto	W 3-1	24-30-7	55
2/28	Anaheim	L 1-4	24-31-7	55
3/2	NY Islanders	L 0-2	24-32-7	55
3/4	Calgary	W 2-1	25-32-7	57
3/6	Colorado	W 6-3	26-32-7	59
3/9	@ Philadelphia	L 0-5	26-33-7	59
3/11	Vancouver	W 4-1	27-33-7	61
3/12	@ NY Rangers	L 2-3	27-34-7	61
3/15	@ New Jersey	L 2-3	27-35-7	61
3/16	Hartford	W 5-3	28-35-7	63
3/19	New Jersey	T 2-2*	28-35-8	64
3/21	Buffalo	L 1-4	28-36-8	64
3/22	@ Montreal	W 3-1	29-36-8	66
3/25	St. Louis	W 3-2	30-36-8	68
3/26	@ Chicago	L 3-5	30-37-8	68
3/29	Philadelphia	L 3-5	30-38-8	68
4/1	New Jersey	L 0-1	30-39-8	68
4/3	@ Ottawa	L 0-4	30-40-8	68
4/6	Florida	T 3-3*	30-40-9	69
4/10	Montreal	W 3-2	31-40-9	71
4/12	NY Islanders	W 6-2	32-40-9	73
4/13	@ Buffalo	W 8-3	33-40-9	75

* Denotes overtime game

1995-96

39-32-11, 89 points

	W	L	T	PTS
Home	21	15	5	47
Away	18	17	6	42
1st Half	20	17	4	44
2nd Half	19	15	7	45
October	7	3	0	14
November	4	8	2	10
December	7	4	1	15
January	5	6	2	12
February	6	4	3	15
March	7	4	3	17
April	3	3	0	6

Head Coach
Jim Schoenfeld



JIM CAREY

Player	GP	G	A	PTS	PIM	+/-	PP	SH	GW
Michal Pivonka	73	16	65	81	36	18	6	2	5
Peter Bondra	67	52	28	80	40	18	11	4	7
Joe Juneau	80	14	50	64	30	-3	7	2	2
Todd Krygier	76	15	33	48	82	-1	3	1	0
Washington	16	6	5	11	12	8	1	0	0
Steve Konowalchuk	70	23	22	45	92	13	7	1	3
Keith Jones	68	18	23	41	103	8	5	0	2
Sergei Gonchar	78	15	26	41	60	25	4	0	4
Sylvain Cote	81	5	33	38	40	5	3	0	2
Dale Hunter	82	13	24	37	112	5	4	0	3
Pat Peake	62	17	19	36	46	7	8	0	3
Calle Johansson	78	10	25	35	50	13	4	0	0
Kelly Miller	74	7	13	20	30	7	0	2	1
*Stefan Ustorf	48	7	10	17	14	8	0	0	1
Mark Tinordi	71	3	10	13	113	26	2	0	0
Craig Berube	50	2	10	12	151	1	1	0	1
*Ken Klee	66	8	3	11	60	-1	0	1	2
Mike Eagles	70	4	7	11	75	-1	0	0	0
Joe Reekie	78	3	7	10	149	7	0	0	0
*Jeff Nelson	33	0	7	7	16	3	0	0	0
*Andrew Brunette	11	3	3	6	0	5	0	0	1
Jim Johnson	66	2	4	6	34	-3	0	0	0
*Brendan Witt	48	2	3	5	85	-4	0	0	1
*Martin Gendron	20	2	1	3	8	-5	0	0	0
Kevin Kaminski	54	1	2	3	164	-1	0	0	0
*Jason Allison	19	0	3	3	2	-3	0	0	0
Steve Poapst	3	1	0	1	0	-1	0	0	1
Eric Charron	18	0	1	1	22	-3	0	0	0
Washington	4	0	1	1	4	3	0	0	0
Stewart Malgunas	30	0	1	1	32	-10	0	0	0
Washington	1	0	0	0	0	E	0	0	0
Jim Carey	71	0	1	1	6	E	0	0	0
*Nolan Baumgartner	1	0	0	0	0	-1	0	0	0
*Richard Zednik	1	0	0	0	0	E	0	0	0
Denis Chasse	3	0	0	0	5	-1	0	0	0
Olie Kolzig	18	0	0	0	2	E	0	0	0

Goaltender	GP	MIN	GA	SO	EN	GAA	W-L-T
Jim Carey	71	4,069	153	9	4	2.26	35-24-9
Olie Kolzig	18	897	46	0	1	3.08	4-8-2

* Indicates rookie

Date	Opponent	Result	Record	Pts
10/7	St. Louis	W 4-1	1-0-0	2
10/11	@ Philadelphia	L 1-2	1-1-0	2
10/13	Colorado	W 3-1	2-1-0	4
10/14	Tampa Bay	W 2-0	3-1-0	6
10/17	@ Dallas	W 4-3	4-1-0	8
10/18	@ Colorado	L 2-4	4-2-0	8
10/20	Los Angeles	L 4-7	4-3-0	8
10/26	@ Boston	W 4-2	5-3-0	10
10/28	@ Tampa Bay	W 4-2	6-3-0	12
10/29	@ St. Louis	W 3-1	7-3-0	14
11/1	Montreal	W 5-2	8-3-0	16
11/3	Florida	L 2-3	8-4-0	16
11/4	@ NY Islanders	W 3-2	9-4-0	18
11/7	Boston	L 3-4	9-5-0	18
11/10	@ Toronto	L 1-6	9-6-0	18
11/11	Chicago	L 1-4	9-7-0	18
11/14	Philadelphia	T 2-2*	9-7-1	19
11/17	Pittsburgh	L 2-3	9-8-1	19
11/18	@ Pittsburgh	L 0-3	9-9-1	19
11/21	San Jose	W 3-2	10-9-1	21
11/24	Tampa Bay	L 1-2	10-10-1	21
11/25	@ Hartford	W 4-2	11-10-1	23
11/29	@ Anaheim	T 2-2*	11-10-2	24
11/30	@ Los Angeles	L 2-3	11-11-2	24
12/2	@ San Jose	L 3-5	11-12-2	24
12/5	Florida	L 3-4	11-13-2	24
12/8	@ Buffalo	T 2-2*	11-13-3	25
12/10	@ Winnipeg	W 6-1	12-13-3	27
12/14	NY Islanders	W 4-3*	13-13-3	29
12/16	NY Rangers	W 3-2	14-13-3	31
12/18	@ NY Rangers	L 0-3	14-14-3	31
12/22	Edmonton	W 6-3	15-14-3	33
12/23	@ NY Islanders	L 1-3	15-15-3	33
12/26	Montreal	W 4-0	16-15-3	35
12/28	@ Florida	W 5-4	17-15-3	37
12/30	Hartford	W 3-0	18-15-3	39
1/1	Pittsburgh	W 4-2	19-15-3	41
1/3	@ Hartford	L 0-2	19-16-3	41
1/5	NY Rangers	T 4-4*	19-16-4	42
1/6	@ New Jersey	L 1-3	19-17-4	42
1/11	Ottawa	W 6-1	20-17-4	44
1/13	Detroit	L 2-4	20-18-4	44
1/16	Winnipeg	T 1-1*	20-18-5	45
1/17	@ Chicago	W 3-2	21-18-5	47
1/23	Florida	L 4-5	21-19-5	47
1/25	@ New Jersey	L 1-3	21-20-5	47
1/26	Buffalo	W 1-0	22-20-5	49
1/28	Philadelphia	W 3-2*	23-20-5	51
1/31	@ Montreal	L 3-5	23-21-5	51
2/1	@ Ottawa	W 4-2	24-21-5	53
2/3	NY Islanders	W 6-5*	25-21-5	55
2/7	@ Edmonton	W 2-1	26-21-5	57
2/8	@ Calgary	T 4-4*	26-21-6	58
2/10	@ Vancouver	T 4-4*	26-21-7	59
2/13	Calgary	W 3-2	27-21-7	61
2/15	@ Detroit	L 3-4	27-22-7	61
2/16	Toronto	W 4-3	28-22-7	63
2/18	@ New Jersey	L 0-3	28-23-7	63
2/22	@ Philadelphia	L 3-5	28-24-7	63
2/24	New Jersey	L 1-2	28-25-7	63
2/27 *	@ NY Rangers	W 5-3	29-25-7	65
2/29	@ Florida	T 2-2*	29-25-8	66
3/2	@ Boston	W 2-0	30-25-8	68
3/3	Philadelphia	W 3-0	31-25-8	70
3/9	NY Rangers	L 1-6	31-26-8	70
3/10	@ Tampa Bay	L 0-1	31-27-8	70
3/12	Vancouver	W 9-0	32-27-8	72
3/15	Boston	L 2-5	32-28-8	72
3/17	Dallas	W 2-1	33-28-8	74
3/19	Anaheim	L 1-2	33-29-8	74
3/21	@ Tampa Bay	T 3-3*	33-29-9	75
3/23	Hartford	T 2-2*	33-29-10	76
3/26	@ NY Islanders	W 7-1	34-29-10	78
3/27	@ Montreal	W 1-0*	35-29-10	80
3/29	Ottawa	W 5-0	36-29-10	82
3/31	Tampa Bay	T 1-1*	36-29-11	83
4/3	@ Buffalo	W 5-1	37-29-11	85
4/4	@ Pittsburgh	L 2-4	37-30-11	85
4/6	@ Ottawa	W 4-3	38-30-11	87
4/10	@ NY Rangers	W 4-1	39-30-11	89
4/11	New Jersey	L 2-3	39-31-11	89
4/13	Buffalo	L 2-3	39-32-11	89

* Postponed from January 8 due to snow
* Denotes overtime game

1994-95

	W	L	T	PTS
Home	15	6	3	33
Away	7	12	5	19
1st Half	8	10	6	22
2nd Half	14	8	2	30
January	1	3	1	3
February	2	7	4	8
March	11	2	2	24
April	7	6	1	15
May	1	0	0	2

Head Coach
Jim Schoenfeld



SYLVAIN COTE

Player	GP	G	A	PTS	PIM	+/-	PP	SH	GW
Peter Bondra	47	34	9	43	24	9	12	6	3
Joe Juneau	44	5	38	43	8	-1	3	0	0
Michal Pivonka	46	10	23	33	50	3	4	2	2
Calle Johansson	46	5	26	31	35	-6	4	0	2
Dimitri Khristich	48	12	14	26	41	E	8	0	2
Steve Konowalchuk	46	11	14	25	44	7	3	3	3
Kelly Miller	48	10	13	23	6	5	2	0	1
Dale Hunter	45	8	15	23	101	-4	3	0	1
Keith Jones	40	14	6	20	65	-2	1	0	4
Sylvain Cote	47	5	14	19	53	2	1	0	2
Jim Johnson	47	0	13	13	43	6	0	0	0
Mark Tinordi	42	3	9	12	71	-5	2	0	1
Dave Poulin	29	4	5	9	10	2	0	2	0
Mike Eagles	40	3	4	7	48	-11	0	0	0
Washington	13	1	3	4	8	2	0	0	0
*Sergei Gonchar	31	2	5	7	22	4	0	0	0
Joe Reekie	48	1	6	7	97	10	0	0	0
Craig Berube	43	2	4	6	173	-5	0	0	0
Rob Pearson	32	0	6	6	96	-6	0	0	0
Igor Ulanov	22	1	4	5	29	1	0	0	0
*Ken Klee	23	3	1	4	41	2	0	0	0
Pat Peake	18	0	4	4	12	-6	0	0	0
*Martin Gendron	8	2	1	3	2	3	0	0	0
*Jason Allison	12	2	1	3	6	-3	2	0	0
John Slaney	16	0	3	3	6	-3	0	0	0
*Kevin Kaminski	27	1	1	2	102	-6	0	0	1
*Jeff Nelson	10	1	0	1	2	-2	0	0	0
*Byron Dafeo	4	0	0	0	0	E	0	0	0
*Olie Kolzig	14	0	0	0	4	E	0	0	0
*Jim Carey	28	0	0	0	0	E	0	0	0
Randy Burridge	2	0	0	0	2	E	0	0	0
Rick Tabaracci	8	0	1	1	2	E	0	0	0

Goaltender	GP	MIN	GA	SO	EN	GAA	W-L-T
*Jim Carey	28	1,604	57	4	2	2.13	18-6-3
Rick Tabaracci	8	394	16	0	0	2.44	1-3-2
*Olie Kolzig	14	724	30	0	4	2.49	2-8-2
*Byron Dafeo	4	187	11	0	0	3.53	1-1-1

* Indicates rookie

22-18-8, 52 points

Date	Opponent	Result	Record	Pts
1/21	@ Hartford	T 1-1*	0-0-1	1
1/24	@ Quebec	L 1-5	0-1-1	1
1/25	@ Montreal	L 0-2	0-2-1	1
1/27	NY Islanders	W 5-2	1-2-1	3
1/29	Pittsburgh	L 1-4	1-3-1	3
2/2	Buffalo	L 0-1	1-4-1	3
2/4	Florida	W 3-2	2-4-1	5
2/7	@ Buffalo	L 1-2	2-5-1	5
2/8	@ NY Rangers	L 4-5	2-6-1	5
2/11	@ Boston	T 1-1*	2-6-2	6
2/13	@ Philadelphia	L 3-5	2-7-2	6
2/15	@ New Jersey	L 2-4	2-8-2	6
2/18	Quebec	W 4-2	3-8-2	8
2/20	New Jersey	L 0-2	3-9-2	8
2/23	@ Ottawa	T 5-5*	3-9-3	9
2/25	@ New Jersey	T 3-3*	3-9-4	10
2/26	Tampa Bay	T 1-1*	3-9-5	11
2/28	@ Philadelphia	L 2-4	3-10-5	11
3/2	@ NY Islanders	W 4-3	4-10-5	13
3/4	Montreal	W 5-1	5-10-5	15
3/5	NY Rangers	W 4-2	6-10-5	17
3/7	@ Boston	W 3-1	7-10-5	19
3/10	Ottawa	T 2-2*	7-10-6	20
3/12	Tampa Bay	W 3-1	8-10-6	22
3/13	@ Tampa Bay	W 3-0	9-10-6	24
3/16	@ Florida	L 1-5	9-11-6	24
3/18	NY Rangers	W 4-1	10-11-6	26
3/20	@ Hartford	W 5-0	11-11-6	28
3/21	Ottawa	W 1-0	12-11-6	30
3/25	Philadelphia	T 2-2*	12-11-7	31
3/26	Hartford	L 3-4*	12-12-7	31
3/29	@ Tampa Bay	W 4-2	13-12-7	33
3/31	Quebec	W 6-4	14-12-7	35
4/2	Boston	W 2-1	15-12-7	37
4/4	@ NY Islanders	W 5-4	16-12-7	39
4/8	Philadelphia	L 1-3	16-13-7	39
4/11	@ Pittsburgh	L 1-3	16-14-7	39
4/12	New Jersey	L 1-2	16-15-7	39
4/14	Florida	W 3-0	17-15-7	41
4/16	@ Quebec	L 2-4	17-16-7	41
4/17	@ Montreal	L 2-5	17-17-7	41
4/21	Hartford	W 6-3	18-17-7	43
4/22	@ Pittsburgh	W 2-1	19-17-7	45
4/24	@ NY Rangers	L 4-5	19-18-7	45
4/26	NY Islanders	W 6-5	20-18-7	47
4/28	Buffalo	W 5-1	21-18-7	49
4/30	@ Florida	T 2-2*	21-18-8	50
5/2	Pittsburgh	W 7-2	22-18-8	52

* Denotes overtime game

1993-94

39-35-10, 88 points

	W	L	T	PTS
Home	17	15	9	43
Away	21	19	1	43
Neutral	1	1	0	2
1st Half	19	19	4	42
2nd Half	20	16	6	46
October	6	7	0	12
November	4	6	1	9
December	7	4	2	16
January	5	7	1	11
February	9	2	2	20
March	4	6	4	12
April	4	3	0	8

Head Coach

Terry Murray 20-23-4

Jim Schoenfeld (Jan. 27) 19-12-6



KERRY MILLER

Player	GP	G	A	PTS	PIM	+/-	PP	SH	GW
Joe Juneau	74	19	66	85	41	11	6	0	2
Washington	11	5	8	13	6	E	2	0	0
Mike Ridley	81	26	44	70	24	15	10	2	4
Dimitri Khristich	83	29	29	58	73	-2	10	0	4
Sylvain Cote	84	16	35	51	66	30	3	2	2
Michal Pivonka	82	14	36	50	38	2	5	0	4
Al Iafrate	67	10	35	45	143	10	4	0	3
Peter Bondra	69	24	19	43	40	22	4	0	2
Randy Burridge	78	25	17	42	73	-1	8	1	5
Calle Johansson	84	9	33	42	59	3	4	0	1
Kevin Hatcher	72	16	24	40	108	-13	6	0	3
Kerry Miller	84	14	25	39	32	8	0	1	3
Dale Hunter	52	9	29	38	131	-4	1	0	1
Keith Jones	68	16	19	35	149	4	5	0	1
Todd Krygier	66	12	18	30	60	-4	0	1	3
*Pat Peake	49	11	18	29	39	1	3	0	1
Steve Konowalchuk	62	12	14	26	33	9	0	0	0
Dave Poulin	63	6	19	25	52	-1	0	1	0
Joe Reekie	85	1	16	17	156	15	0	0	0
Washington	12	0	5	5	29	7	0	0	0
*John Slaney	47	7	9	16	27	3	3	0	1
Craig Berube	84	7	7	14	305	-4	0	0	0
Alan May	43	4	7	11	97	-2	0	0	0
Shawn Anderson	50	0	9	9	12	-1	0	0	0
Jim Johnson	61	0	7	7	63	-7	0	0	0
Washington	8	0	0	0	12	-1	0	0	0
*Kevin Kaminski	13	0	5	5	87	2	0	0	0
Jason Woolley	10	1	2	3	4	2	0	0	0
Pat Elynuik	4	1	1	2	0	-3	1	0	0
Enrico Ciccone	46	1	1	2	174	-2	0	0	0
*Todd Nelson	2	1	0	1	2	1	1	0	1
Brian Curran	26	1	0	1	61	-2	0	0	0
*Jason Allison	2	0	1	1	0	1	0	0	0
Don Beaupre	53	0	1	1	16	E	0	0	0
Tim Bergland	3	0	0	0	4	-1	0	0	0
*Byron Dafeo	5	0	0	0	0	E	0	0	0
Keith Acton	6	0	0	0	21	-4	0	0	0
*Olie Kolzig	7	0	0	0	0	E	0	0	0
Rick Tabaracci	32	0	0	0	6	E	0	0	0

Goaltender	GP	MIN	GA	SO	EN	GAA	W-L-T
Don Beaupre	53	2,853	135	2	3	2.84	24-16-8
Rick Tabaracci	32	1,770	91	2	0	3.08	13-14-2
*Byron Dafeo	5	230	13	0	0	3.39	2-2-0
*Olie Kolzig	7	224	20	0	1	5.36	0-3-0

* Indicates rookie

Date	Opponent	Result	Record	Pts
10/6	@ Winnipeg	L 4-6	0-1-0	0
10/8	New Jersey	L 3-6	0-2-0	0
10/9	@ New Jersey	L 4-6	0-3-0	0
10/11	@ NY Rangers	L 2-5	0-4-0	0
10/13	@ Toronto	L 1-7	0-5-0	0
10/15	Philadelphia	L 0-3	0-6-0	0
10/16	Buffalo	W 4-3	1-6-0	2
10/22	Los Angeles	W 6-3	2-6-0	4
10/24	@ Edmonton	W 3-2*	3-6-0	6
10/25	@ Calgary	L 2-3*	3-7-0	6
10/27	@ Vancouver	W 4-2	4-7-0	8
10/29	@ Anaheim	W 5-2	5-7-0	10
10/30	@ San Jose	W 4-2	6-7-0	12
11/5	Vancouver	W 3-2	7-7-0	14
11/9	Quebec	W 2-1	8-7-0	16
11/11	@ Tampa Bay	W 4-1	9-7-0	18
11/13	NY Rangers	L 0-2	9-8-0	18
11/16	San Jose	L 1-2	9-9-0	18
11/18	@ Pittsburgh	L 2-3	9-10-0	18
11/20	@ Florida	L 3-4	9-11-0	18
11/24	St. Louis	W 5-2	10-11-0	20
11/26	Pittsburgh	T 4-4*	10-11-1	21
11/28	@ NY Rangers	L 1-3	10-12-1	21
11/30	@ NY Islanders	L 4-6	10-13-1	21
12/3	Montreal	T 2-2*	10-13-2	22
12/4	@ Ottawa	W 6-1	11-13-2	24
12/7	Hartford	L 1-6	11-14-2	24
12/9	@ Philadelphia	W 4-2	12-14-2	26
12/11	@ Montreal	W 5-3	13-14-2	28
12/13	@ Quebec	L 3-5	13-15-2	28
12/17	Ottawa	W 11-2	14-15-2	30
12/18	@ Hartford	L 1-4	14-16-2	30
12/21	@ Philadelphia	W 4-1	15-16-2	32
12/23	NY Rangers	L 0-1	15-17-2	32
12/26	Pittsburgh	W 7-3	16-17-2	34
12/28	Florida	T 3-3*	16-17-3	35
12/30	Anaheim	W 3-0	17-17-3	37
1/1	Tampa Bay	T 5-5*	17-17-4	38
1/2	@ Boston	L 2-8	17-18-4	38
1/8	Chicago	W 4-1	18-18-4	40
1/9	@ New Jersey	W 4-0	19-18-4	42
1/11	Toronto	L 1-2	19-19-4	42
1/14	New Jersey	L 2-5	19-20-4	42
1/15	@ Quebec	W 4-0	20-20-4	44
1/17	@ Montreal	L 1-3	20-21-4	44
1/19	@ Florida	L 1-5	20-22-4	44
1/25	Boston	L 1-3	20-23-4	44
1/27	@ Buffalo	L 2-7	20-24-4	44
1/29	@ Philadelphia	W 4-2	21-24-4	46
1/30	Detroit	W 6-3	22-24-4	48
2/2 #	Philadelphia	W 5-2	23-24-4	50
2/4	Montreal	L 0-4	23-25-4	50
2/5	Tampa Bay	W 6-3	24-25-4	52
2/7	@ NY Rangers	W 4-1	25-25-4	54
2/10	@ St. Louis	W 4-3	26-25-4	56
2/12	@ Los Angeles	W 6-1	27-25-4	58
2/15	Edmonton	T 2-2*	27-25-5	59
2/18	NY Islanders	W 3-1	28-25-5	61
2/20	Buffalo	T 3-3*	28-25-6	62
2/21	@ NY Islanders	L 0-4	28-26-6	62
2/24	@ Florida	W 2-1	29-26-6	64
2/26	Florida	W 4-2	30-26-6	66
2/27	@ Hartford	W 3-1	31-26-6	68
3/1	Tampa Bay	L 3-4	31-27-6	68
3/4	Philadelphia	T 3-3*	31-27-7	69
3/6	Calgary	T 4-4*	31-27-8	70
3/7	@ Boston	L 3-6	31-28-8	70
3/9 ##	NY Rangers	L 5-7	31-29-8	70
3/12	Quebec	L 3-4	31-30-8	70
3/15	@ Pittsburgh	W 5-4*	32-30-8	72
3/18	@ Dallas	L 2-6	32-31-8	72
3/20	@ Tampa Bay	W 3-0	33-31-8	74
3/22	Hartford	W 4-1	34-31-8	76
3/25	@ Detroit	T 2-2*	34-31-9	77
3/27	Boston	L 4-6	34-32-9	77
3/29	NY Islanders	T 2-2*	34-32-10	78
3/31	@ Chicago	W 6-3	35-32-10	80
4/1	New Jersey	W 2-1	36-32-10	82
4/3	Dallas	L 3-6	36-33-10	82
4/5	NY Islanders	L 3-4*	36-34-10	82
4/6	@ Ottawa	L 5-6	36-35-10	82
4/9	Ottawa	W 8-4	37-35-10	84
4/12	Winnipeg	W 4-3	38-35-10	86
4/14	@ Buffalo	W 3-2	39-35-10	88

Cleveland, Ohio

Halifax, Nova Scotia

* Denotes overtime game

1992-93

	W	L	T	PTS
Home	20	15	6	46
Away	21	19	1	43
Neutral	2	0	0	4
1st Half	21	17	4	46
2nd Half	22	17	3	47
October	4	8	0	8
November	7	5	2	16
December	9	3	1	19
January	5	5	3	13
February	7	3	0	14
March	7	6	1	15
April	4	4	0	8

Head Coach
Terry Murray



MIKE RIDLEY

Player	GP	G	A	PTS	PIM	+/-	PP	SH	GW
Peter Bondra	83	37	48	85	70	8	10	0	7
Mike Ridley	84	26	56	82	44	5	6	2	3
Kevin Hatcher	83	34	45	79	114	-7	13	1	6
Dale Hunter	84	20	59	79	198	3	10	0	2
Michal Pivonka	69	21	53	74	66	14	6	1	5
Dimitri Khristich	64	31	35	66	28	29	9	1	1
Al Iafrate	81	25	41	66	169	15	11	1	4
Pat Elynuik	80	22	35	57	66	3	8	0	1
Sylvain Cote	77	21	29	50	34	28	8	2	3
Kelly Miller	84	18	27	45	32	-2	3	0	3
Calle Johansson	77	7	38	45	56	3	6	0	0
Bob Carpenter	68	11	17	28	65	-16	2	0	0
*Keith Jones	71	12	14	26	124	18	0	0	3
Todd Krygier	77	11	12	23	60	-13	0	2	0
Paul Cavallini	82	6	12	18	56	6	1	0	0
Washington	71	5	8	13	46	3	0	0	0
Paul MacDermid	72	9	8	17	80	-13	1	0	3
Alan May	83	6	10	16	268	1	0	0	1
*Steve Konowalchuk	36	4	7	11	16	4	1	0	1
Shawn Anderson	60	2	6	8	18	-2	1	0	0
*Reggie Savage	16	2	3	5	12	-4	2	0	0
Jim Hrivnak	27	0	3	3	0	E	0	0	0
Kevin Miller	10	0	3	3	35	-4	0	0	0
Jeff Greenlaw	16	1	1	2	18	-3	0	0	0
*Jason Woolley	26	0	2	2	10	3	0	0	0
Don Beaupre	58	0	1	1	20	E	0	0	0
*Brad Schlegel	7	0	1	1	6	1	0	0	0
*Bob Babcock	1	0	0	0	2	E	0	0	0
*Byron Dafeo	1	0	0	0	0	E	0	0	0
*Olie Kolzig	1	0	0	0	0	E	0	0	0
Randy Burridge	4	0	0	0	0	1	0	0	0
Mark Hunter	7	0	0	0	14	1	0	0	0
Rod Langway	21	0	0	0	20	-13	0	0	0
Rick Tabaracci	25	0	0	0	14	E	0	0	0
Washington	6	0	0	0	4	E	0	0	0

Goaltender	GP	MIN	GA	SO	EN	GAA	W-L-T
Don Beaupre	58	3,282	181	1	7	3.31	27-23-5
Jim Hrivnak	27	1,421	83	0	2	3.50	13-9-2
Rick Tabaracci	25	1,302	80	2	0	3.69	8-12-0
Washington	6	343	10	2	1	1.75	3-2-0
*Olie Kolzig	1	20	2	0	0	6.00	0-0-0
*Byron Dafeo	1	1	0	0	0	0.00	0-0-0

* Indicates rookie

43-34-7, 93 points

Date	Opponent	Result	Record	Pts
10/6	@ Toronto	W 6-5	1-0-0	2
10/9	NY Rangers	L 2-4	1-1-0	2
10/10	Philadelphia	L 2-4	1-2-0	2
10/12	@ New Jersey	L 2-4	1-3-0	2
10/16	Ottawa	W 5-1	2-3-0	4
10/17	Buffalo	W 6-4	3-3-0	6
10/21	@ NY Rangers	L 1-2	3-4-0	6
10/23	NY Islanders	L 2-5	3-5-0	6
10/26	@ Winnipeg	L 2-6	3-6-0	6
10/28	@ Vancouver	L 3-4	3-7-0	6
10/30	@ Calgary	W 3-1	4-7-0	8
10/31	@ Edmonton	L 2-4	4-8-0	8
11/3 #	Chicago	W 4-1	5-8-0	10
11/6	Tampa Bay	T 2-2*	5-8-1	11
11/7	@ Hartford	W 6-2	6-8-1	13
11/11	@ NY Rangers	W 7-4	7-8-1	15
11/13	@ New Jersey	L 0-3	7-9-1	15
11/14	New Jersey	L 3-4*	7-10-1	15
11/18	Minnesota	L 4-5	7-11-1	15
11/20	Detroit	L 5-7	7-12-1	15
11/22	@ Quebec	W 6-4	8-12-1	17
11/23	@ Montreal	T 1-1*	8-12-2	18
11/25	Boston	W 6-2	9-12-2	20
11/27	Pittsburgh	W 6-4	10-12-2	22
11/28	@ Pittsburgh	L 3-5	10-13-2	22
11/30	@ Detroit	W 4-1	11-13-2	24
12/4	NY Rangers	W 8-4	12-13-2	26
12/5	@ NY Islanders	W 5-3	13-13-2	28
12/7	@ Ottawa	W 6-5	14-13-2	30
12/9	@ New Jersey	W 6-2	15-13-2	32
12/11	Winnipeg	W 8-6	16-13-2	34
12/12	@ Philadelphia	W 5-2	17-13-2	36
12/16	@ Hartford	L 3-6	17-14-2	36
12/18	Hartford	W 4-3	18-14-2	38
12/19	@ Boston	L 3-4	18-15-2	38
12/21	@ Ottawa	W 4-3	19-15-2	40
12/23	@ Buffalo	L 1-4	19-16-2	40
12/26	Philadelphia	T 5-5*	19-16-3	41
12/29	NY Rangers	W 4-3*	20-16-3	43
1/1	New Jersey	W 9-2	21-16-3	45
1/2	Chicago	T 2-2*	21-16-4	46
1/7	@ Philadelphia	L 2-8	21-17-4	46
1/9	Edmonton	W 4-3	22-17-4	48
1/13	@ NY Rangers	L 4-5	22-18-4	48
1/14	@ NY Islanders	W 3-0	23-18-4	50
1/17	@ Tampa Bay	W 5-3	24-18-4	52
1/21	@ Chicago	L 2-6	24-19-4	52
1/23	Ottawa	W 6-4	25-19-4	54
1/26	@ Pittsburgh	L 3-6	25-20-4	54
1/27	@ Buffalo	L 3-4	25-21-4	54
1/29	Quebec	T 3-3*	25-21-5	55
1/31	Pittsburgh	T 2-2*	25-21-6	56
2/2	Calgary	L 4-6	25-22-6	56
2/9	@ Minnesota	W 3-2	26-22-6	58
2/11	@ St. Louis	W 10-6	27-22-6	60
2/13	@ Los Angeles	W 10-3	28-22-6	62
2/16	@ San Jose	W 4-3	29-22-6	64
2/20	Los Angeles	W 7-3	30-22-6	66
2/21	St. Louis	W 5-2	31-22-6	68
2/23	@ NY Islanders	W 4-2	32-22-6	70
2/27	@ Boston	L 4-5*	32-23-6	70
2/28	Pittsburgh	L 2-4	32-24-6	70
3/2	Vancouver	T 3-3*	32-24-7	71
3/5	Philadelphia	L 0-3	32-25-7	71
3/7	NY Islanders	L 2-3	32-26-7	71
3/9	Toronto	W 3-1	33-26-7	73
3/11	@ Philadelphia	L 4-6	33-27-7	73
3/16 ##	@ Detroit	W 4-2	34-27-7	75
3/18	@ Pittsburgh	L 5-7	34-28-7	75
3/19	Hartford	W 5-2	35-28-7	77
3/21	San Jose	W 5-3	36-28-7	79
3/23	Quebec	W 5-1	37-28-7	81
3/25 *	@ NY Islanders	W 5-2	38-28-7	83
3/27	New Jersey	L 2-5	38-29-7	83
3/28	Pittsburgh	L 1-4	38-30-7	83
3/30	Buffalo	W 4-1	39-30-7	85
4/2	Montreal	W 4-0	40-30-7	87
4/4	NY Rangers	L 0-4	40-31-7	87
4/6	NY Islanders	L 2-3	40-32-7	87
4/8	@ Philadelphia	L 3-4	40-33-7	87
4/10	New Jersey	L 3-5	40-34-7	87
4/12	@ Montreal	W 3-2*	41-34-7	89
4/14	@ NY Rangers	W 2-0	42-34-7	91
4/16 **	NY Rangers	W 4-2	43-34-7	93

Indianapolis ## Milwaukee, Wis.

* Postponed from March 14 due to snow

** Postponed from March 13 due to snow

* Denotes overtime game

1991-92

	W	L	T	PTS
Home	25	12	3	53
Away	20	15	5	45
1st Half	26	13	1	53
2nd Half	19	14	7	45
October	9	3	0	18
November	9	5	0	18
December	7	5	1	15
January	4	4	3	11
February	8	4	2	18
March	7	5	1	15
April	1	1	1	3

Head Coach
Terry Murray



DALE HUNTER

Player	GP	G	A	PTS	PIM	+/-	PP	SH	GW
Michal Pivonka	80	23	57	80	47	10	7	4	2
Dale Hunter	80	28	50	78	205	-2	13	0	4
Dino Ciccarelli	78	38	38	76	78	-10	13	0	7
Dimitri Khristich	80	36	37	73	35	24	14	1	7
Mike Ridley	80	29	40	69	38	3	5	5	3
Randy Burridge	66	23	44	67	50	-4	9	0	3
Peter Bondra	71	28	28	56	42	16	4	0	3
Calle Johansson	80	14	42	56	49	2	5	2	2
Kevin Hatcher	79	17	37	54	105	18	8	1	2
Kelly Miller	78	14	38	52	49	20	0	1	3
Al Iafrate	78	17	34	51	180	1	6	0	1
Sylvain Cote	78	11	29	40	31	7	6	0	2
John Druce	67	19	18	37	39	14	1	0	3
Todd Krygier	67	13	17	30	107	-1	1	0	1
Paul MacDermid	74	12	16	28	194	-6	2	0	2
Washington	15	2	5	7	43	2	0	0	0
Alan May	75	6	9	15	221	-7	0	0	1
Rod Langway	64	0	13	13	22	11	0	0	0
Mike Lalor	64	5	7	12	64	14	0	0	1
Dave Tippett	30	2	10	12	16	2	0	0	0
Nick Kypreos	65	4	6	10	206	-3	0	0	0
Tim Bergland	22	1	4	5	2	-3	0	0	0
Jeff Greenlaw	5	0	1	1	34	-1	0	0	0
*Brad Schlegel	15	0	1	1	0	-4	0	0	0
Mike Liut	21	0	1	1	2	E	0	0	0
*Jason Woolley	1	0	0	0	0	1	0	0	0
*Steve Konowalchuk	1	0	0	0	0	E	0	0	0
Shawn Chambers	2	0	0	0	2	-3	0	0	0
Jim Hrivnak	12	0	0	0	0	E	0	0	0
Ken Sabourin	19	0	0	0	48	-5	0	0	0
Don Beaupre	54	0	0	0	30	E	0	0	0

Goaltender	GP	MIN	GA	SO	EN	GAA	W-L-T
Don Beaupre	54	3,108	166	1	2	3.20	29-17-6
Mike Liut	21	1,123	70	1	1	3.74	10-7-2
Jim Hrivnak	12	605	35	0	1	3.47	6-3-0

* Indicates rookie

45-27-8, 98 points

Date	Opponent	Result	Record	Pts
10/4	Philadelphia	W 5-2	1-0-0	2
10/5	Buffalo	W 3-1	2-0-0	4
10/9	@ Toronto	W 5-4	3-0-0	6
10/11	NY Rangers	W 5-1	4-0-0	8
10/12	Chicago	L 2-7	4-1-0	8
10/14	@ NY Rangers	W 5-3	5-1-0	10
10/18	New Jersey	W 6-5	6-1-0	12
10/19	@ New Jersey	W 5-1	7-1-0	14
10/23	@ Edmonton	W 6-5	8-1-0	16
10/24	@ Vancouver	L 1-3	8-2-0	16
10/27	@ Winnipeg	L 5-6	8-3-0	16
10/29	@ Pittsburgh	W 8-0	9-3-0	18
11/1	Toronto	W 4-0	10-3-0	20
11/2	@ NY Islanders	W 7-4	11-3-0	22
11/8	Detroit	L 4-5	11-4-0	22
11/10	@ Quebec	W 10-3	12-4-0	24
11/11	@ Montreal	W 4-2	13-4-0	26
11/13	@ NY Rangers	W 5-3	14-4-0	28
11/15	Pittsburgh	W 6-2	15-4-0	30
11/20	@ New Jersey	L 5-6*	15-5-0	30
11/22	Boston	W 6-3	16-5-0	32
11/23	@ Hartford	W 3-2	17-5-0	34
11/25	@ Detroit	L 4-5	17-6-0	34
11/27	Montreal	W 3-1	18-6-0	36
11/29	NY Islanders	L 2-3	18-7-0	36
11/30	@ NY Islanders	L 1-8	18-8-0	36
12/5	@ Philadelphia	W 6-3	19-8-0	38
12/7	@ Minnesota	W 4-2	20-8-0	40
12/8	@ Winnipeg	L 3-4	20-9-0	40
12/10	Calgary	W 4-1	21-9-0	42
12/13	NY Rangers	L 3-5	21-10-0	42
12/14	@ Pittsburgh	W 7-2	22-10-0	44
12/17	Quebec	W 3-1	23-10-0	46
12/18	@ Buffalo	T 2-2*	23-10-1	47
12/20	Toronto	W 4-3	24-10-1	49
12/22	@ Philadelphia	L 3-4*	24-11-1	49
12/26	NY Rangers	L 6-8	24-12-1	49
12/28	Pittsburgh	L 2-6	24-13-1	49
12/29	@ New Jersey	W 4-3	25-13-1	51
1/1	NY Islanders	W 8-5	26-13-1	53
1/3	Vancouver	T 3-3*	26-13-2	54
1/4	@ Hartford	T 2-2*	26-13-3	55
1/7	Minnesota	L 3-5	26-14-3	55
1/10	Los Angeles	W 7-4	27-14-3	57
1/12	@ Chicago	L 2-4	27-15-3	57
1/14	@ St. Louis	W 6-1	28-15-3	59
1/16	@ Los Angeles	T 2-2*	28-15-4	60
1/24	New Jersey	L 2-5	28-16-4	60
1/26	Pittsburgh	W 6-4	29-16-4	62
1/28	@ Philadelphia	L 2-3	29-17-4	62
2/1	Calgary	W 5-2	30-17-4	64
2/4	@ Buffalo	L 3-7	30-18-4	64
2/5	@ Detroit	L 1-4	30-19-4	64
2/7	NY Rangers	W 6-2	31-19-4	66
2/9	San Jose	W 6-2	32-19-4	68
2/11	@ Quebec	W 4-3	33-19-4	70
2/13	@ Calgary	T 4-4*	33-19-5	71
2/15	@ Los Angeles	L 3-6	33-20-5	71
2/18	@ San Jose	W 4-2	34-20-5	73
2/22	Philadelphia	W 7-5	35-20-5	75
2/23	@ NY Islanders	W 4-1	36-20-5	77
2/25	Pittsburgh	W 5-3	37-20-5	79
2/27	@ St. Louis	L 3-7	37-21-5	79
2/29	@ Boston	T 5-5*	37-21-6	80
3/1	Boston	L 1-4	37-22-6	80
3/3	Minnesota	L 1-3	37-23-6	80
3/6	Winnipeg	T 3-3*	37-23-7	81
3/7	New Jersey	W 3-2*	38-23-7	83
3/9	@ NY Rangers	W 5-2	39-23-7	85
3/14	@ Philadelphia	L 1-3	39-24-7	85
3/15	NY Islanders	W 5-2	40-24-7	87
3/17	St. Louis	W 6-4	41-24-7	89
3/20	Philadelphia	L 6-7	41-25-7	89
3/22	Edmonton	W 6-2	42-25-7	91
3/24	Hartford	L 2-8	42-26-7	91
3/27	Montreal	W 4-3	43-26-7	93
3/29	Vancouver	W 7-4	44-26-7	95
4/12	@ New Jersey	W 4-3*	45-26-7	97
4/13	NY Islanders	T 1-1*	45-26-8	98
4/15	@ Pittsburgh	L 1-4	45-27-8	98

* Denotes overtime game

1990-91

	W	L	T	PTS
Home	21	14	5	47
Away	16	22	2	34
1st Half	18	21	1	37
2nd Half	19	15	6	44
October	7	7	0	14
November	7	7	0	14
December	4	8	1	9
January	6	5	2	14
February	4	5	2	10
March	9	4	2	20

Head Coach
Terry Murray



KEVIN HATCHER

Player	GP	G	A	PTS	PIM	+/-	PP	SH	GW
Kevin Hatcher	79	24	50	74	69	-10	9	2	3
Mike Ridley	79	23	48	71	26	9	6	5	4
Michal Pivonka	79	20	50	70	34	3	6	0	4
John Druce	80	22	36	58	46	4	7	1	4
Calle Johansson	80	11	41	52	23	-2	2	1	2
Kelly Miller	80	24	26	50	29	10	4	2	3
Dale Hunter	76	16	30	46	234	-22	9	0	2
Dino Ciccarelli	54	21	18	39	66	-17	2	0	2
Al Iafrate	72	9	23	32	237	-16	2	0	1
Washington	30	6	8	14	124	-1	0	1	1
Stephen Leach	68	11	19	30	99	-9	4	0	1
*Peter Bondra	54	12	16	28	47	-10	4	0	1
*Dimitri Khristich	40	13	14	27	21	-1	1	0	0
*Mikhail Tatarinov	65	8	15	23	82	-4	3	1	1
Bob Rouse	47	5	15	20	65	-7	1	0	0
Nick Kypreos	79	9	9	18	196	-4	0	0	3
Dave Tippett	61	6	9	15	24	-13	0	0	2
Tim Bergland	47	5	9	14	21	-1	0	0	0
Peter Zezel	20	7	5	12	10	-13	6	0	0
Alan May	67	4	6	10	264	-10	0	0	0
*Ken Sabourin	44	2	7	9	117	15	0	0	0
Washington	28	1	4	5	81	6	0	0	0
Rod Langway	56	1	7	8	24	12	0	0	0
Bob Joyce	17	3	3	6	8	3	0	0	1
Mike Lalor	68	1	5	6	61	-23	0	0	0
Chris Felix	8	0	4	4	0	E	0	0	0
Rob Murray	17	0	3	3	19	E	0	0	0
*Jeff Greenlaw	10	2	0	2	10	1	0	0	1
Alfie Turcotte	6	1	1	2	0	-1	0	0	1
*John Purves	7	1	0	1	0	-3	0	0	1
Joel Quenneville	9	1	0	1	0	-8	0	0	0
*Mark Ferner	7	0	1	1	4	-2	0	0	0
*Bob Babcock	1	0	0	0	0	E	0	0	0
*Ken Lovsin	1	0	0	0	0	-2	0	0	0
*Kent Paynter	1	0	0	0	15	E	0	0	0
*Reggie Savage	1	0	0	0	0	-1	0	0	0
*Steve Seftel	4	0	0	0	2	-2	0	0	0
*Steve Maltais	7	0	0	0	2	-1	0	0	0
*Jim Hrivnak	9	0	0	0	0	E	0	0	0
John Kordic	10	0	0	0	110	1	0	0	0
Washington	7	0	0	0	101	1	0	0	0
Mike Liut	35	0	0	0	0	E	0	0	0
Don Beaupre	45	0	0	0	18	E	0	0	0

Goaltender	GP	MIN	GA	SO	EN	GAA	W-L-T
Don Beaupre	45	2,572	113	5	3	2.64	20-18-3
Mike Liut	35	1,834	114	0	2	3.73	13-16-3
Jim Hrivnak	9	432	26	0	0	3.61	4-2-1

* Indicates rookie

37-36-7, 81 points

Date	Opponent	Result	Record	Pts
10/5	Pittsburgh	L 4-7	0-1-0	0
10/6	Detroit	W 6-4	1-1-0	2
10/10	@ NY Rangers	L 2-4	1-2-0	2
10/12	Winnipeg	W 3-1	2-2-0	4
10/13	NY Rangers	L 2-5	2-3-0	4
10/15	@ Montreal	L 1-3	2-4-0	4
10/17	@ New Jersey	L 2-3	2-5-0	4
10/19	NY Islanders	W 4-3	3-5-0	6
10/20	New Jersey	W 4-0	4-5-0	8
10/23	@ Philadelphia	W 6-2	5-5-0	10
10/25	@ Chicago	L 2-3*	5-6-0	10
10/27	@ Calgary	L 4-9	5-7-0	10
10/28	@ Edmonton	W 1-0	6-7-0	12
10/30	@ Vancouver	W 2-1	7-7-0	14
11/2	Los Angeles	W 4-3	8-7-0	16
11/3	@ NY Islanders	W 5-2	9-7-0	18
11/6	@ Quebec	W 4-1	10-7-0	20
11/10	Buffalo	L 2-4	10-8-0	20
11/11	Boston	L 3-5	10-9-0	20
11/14	@ Toronto	L 3-5	10-10-0	20
11/16	Chicago	L 3-4	10-11-0	20
11/17	@ Hartford	L 2-4	10-12-0	20
11/19	@ Detroit	W 3-2*	11-12-0	22
11/21	Toronto	W 5-3	12-12-0	24
11/23	Pittsburgh	W 7-3	13-12-0	26
11/24	@ Pittsburgh	L 2-3*	13-13-0	26
11/28	@ NY Rangers	W 6-3	14-13-0	28
11/30	Montreal	L 3-4	14-14-0	28
12/1	@ NY Islanders	W 3-1	15-14-0	30
12/5	@ Pittsburgh	W 3-1	16-14-0	32
12/7	New Jersey	W 5-2	17-14-0	34
12/8	@ New Jersey	L 2-4	17-15-0	34
12/11	Philadelphia	W 4-1	18-15-0	36
12/15	Hartford	L 2-3	18-16-0	36
12/17	@ NY Rangers	L 3-5	18-17-0	36
12/19	@ Chicago	L 2-3	18-18-0	36
12/20	@ St. Louis	T 3-3*	18-18-1	37
12/22	Toronto	L 2-5	18-19-1	37
12/26	Pittsburgh	L 3-7	18-20-1	37
12/28	NY Rangers	L 3-5	18-21-1	37
12/29	@ Quebec	L 3-4	18-22-1	37
1/1	New Jersey	W 4-3	19-22-1	39
1/4	Philadelphia	T 3-3*	19-22-2	40
1/5	@ Boston	W 5-3	20-22-2	42
1/11	Calgary	W 4-2	21-22-2	44
1/12	@ Montreal	L 1-4	21-23-2	44
1/15	@ St. Louis	L 3-7	21-24-2	44
1/17	@ Minnesota	L 2-5	21-25-2	44
1/22	@ Detroit	W 2-1*	22-25-2	46
1/24	@ Philadelphia	L 1-6	22-26-2	46
1/25	Minnesota	T 2-2*	22-26-3	47
1/27	NY Islanders	W 5-4*	23-26-3	49
1/29	@ Pittsburgh	L 2-3*	23-27-3	49
1/31	@ NY Islanders	W 4-3*	24-27-3	51
2/2	Winnipeg	L 2-4	24-28-3	51
2/5	Vancouver	W 5-3	25-28-3	53
2/8	Edmonton	W 6-3	26-28-3	55
2/10	Philadelphia	W 5-2	27-28-3	57
2/15	@ Calgary	L 2-8	27-29-3	57
2/16	@ Vancouver	L 2-4	27-30-3	57
2/18	@ Los Angeles	L 2-5	27-31-3	57
2/22	NY Rangers	W 3-2	28-31-3	59
2/24	Pittsburgh	T 5-5*	28-31-4	60
2/25	@ New Jersey	L 1-5	28-32-4	60
2/27	@ NY Rangers	T 4-4*	28-32-5	61
3/2	NY Islanders	W 3-2	29-32-5	63
3/5	Los Angeles	T 3-3*	29-32-6	64
3/8	@ Winnipeg	W 2-1	30-32-6	66
3/10	@ Edmonton	W 5-3	31-32-6	68
3/12	Hartford	L 2-3	31-33-6	68
3/14	Quebec	W 5-3	32-33-6	70
3/16	Philadelphia	W 6-0	33-33-6	72
3/19	St. Louis	L 1-2	33-34-6	72
3/21	@ NY Islanders	W 6-2	34-34-6	74
3/22	Minnesota	W 3-1	35-34-6	76
3/24	Boston	T 3-3*	35-34-7	77
3/26	Buffalo	L 2-4	35-35-7	77
3/28	@ Philadelphia	W 3-0	36-35-7	79
3/30	New Jersey	W 4-0	37-35-7	81
3/31	@ Buffalo	L 2-5	37-36-7	81

* Denotes overtime game

1989-90

36-38-6, 78 points

	W	L	T	PTS
Home	19	18	3	41
Away	17	20	3	37
1st Half	18	18	4	40
2nd Half	18	20	2	38
October	3	7	3	9
November	6	4	1	13
December	9	5	0	18
January	5	10	0	10
February	5	7	0	10
March	7	5	2	16
April	1	0	0	2

Head Coach

Bryan Murray 18-24-4
Terry Murray (Jan. 15) 18-14-2



DINO CICCARELLI

Player	GP	G	A	PTS	PIM	+/-	PP	SH	GW
Dino Ciccarelli	80	41	38	79	122	-5	10	0	6
Geoff Courttnall	80	35	39	74	104	27	9	0	2
Mike Ridley	74	30	43	73	27	E	8	3	3
Michal Pivonka	77	25	39	64	54	-7	10	3	0
Dale Hunter	80	23	39	62	233	17	9	1	6
Kevin Hatcher	80	13	41	54	102	4	4	0	2
Kelly Miller	80	18	22	40	49	-2	3	2	2
Scott Stevens	56	11	29	40	154	1	7	0	0
Calle Johansson	70	8	31	39	25	7	4	0	2
Stephen Leach	70	18	14	32	104	10	0	0	2
John Tucker	46	10	21	31	12	8	2	0	1
Washington	38	9	19	28	10	11	1	0	1
Bob Rouse	70	4	16	20	123	-2	0	0	2
*Alan May	77	7	10	17	339	-1	1	0	2
Bob Joyce	47	6	10	16	26	-6	1	0	1
Washington	24	5	8	13	4	2	1	0	1
Yvon Corriveau	50	9	6	15	50	-1	1	0	1
Bill Houlder	41	1	11	12	28	8	0	0	0
John Druce	45	8	3	11	52	-3	1	0	1
Dave Christian	28	3	8	11	4	-12	0	0	1
*Nick Kypreos	31	5	4	9	82	2	0	0	2
*Rob Murray	41	2	7	9	58	-10	0	0	0
Doug Wickenheiser	27	1	8	9	20	1	0	0	0
Rod Langway	58	0	8	8	39	7	0	0	0
*Tim Bergland	32	2	5	7	31	2	0	0	0
Neil Sheehy	59	1	5	6	291	8	0	0	0
Scot Kleinendorst	15	1	3	4	16	4	0	0	0
*Kent Paynter	13	1	2	3	18	-7	0	0	0
*Mike Richard	3	0	2	2	2	E	0	0	0
Alfie Turcotte	4	0	2	2	0	E	0	0	0
*Robin Bawa	5	1	0	1	6	-3	0	0	0
*Chris Felix	6	1	0	1	2	-6	1	0	0
*Brian Tutt	7	1	0	1	2	-4	0	0	0
*Jim Hrivnak	11	0	1	1	0	E	0	0	0
Don Beaupre	48	0	1	1	24	E	0	0	0
*Tyler Larter	1	0	0	0	0	-1	0	0	0
Alain Cote	2	0	0	0	7	-2	0	0	0
*Mark Ferner	2	0	0	0	0	-1	0	0	0
*Olie Kolzig	2	0	0	0	0	E	0	0	0
*Jim Mathieson	2	0	0	0	4	E	0	0	0
*Dennis Smith	4	0	0	0	0	E	0	0	0
*Steve Maltais	8	0	0	0	2	-2	0	0	0
Bob Mason	16	0	0	0	4	E	0	0	0
Mike Liut	37	0	0	0	0	E	0	0	0
Washington	8	0	0	0	0	E	0	0	0

Goaltender	GP	MIN	GA	SO	EN	GAA	W-L-T
Don Beaupre	48	2,793	150	2	3	3.22	23-18-5
Mike Liut	37	2,161	91	4	6	2.53	19-16-1
Washington	8	478	17	1	3	2.13	4-4-0
Bob Mason	16	822	48	0	4	3.50	4-9-1
*Jim Hrivnak	11	609	36	0	2	3.55	5-5-0
*Olie Kolzig	2	120	12	0	0	6.00	0-2-0

* Indicates rookie


Date	Opponent	Result	Record	Pts
10/6	Philadelphia	W 5-3	1-0-0	2
10/7	Chicago	L 2-3	1-1-0	2
10/11	@ Hartford	L 1-4	1-2-0	2
10/13	NY Rangers	W 7-4	2-2-0	4
10/14	Calgary	T 4-4*	2-2-1	5
10/16	@ Montreal	W 4-3*	3-2-1	7
10/20	NY Islanders	L 3-5	3-3-1	7
10/21	@ Toronto	L 4-8	3-4-1	7
10/23	@ Calgary	T 3-3*	3-4-2	8
10/25	@ Winnipeg	L 4-6	3-5-2	8
10/28	@ St. Louis	L 0-1	3-6-2	8
10/29	@ Chicago	L 0-1	3-7-2	8
10/31	St. Louis	T 1-1*	3-7-3	9
11/3	Toronto	W 2-1	4-7-3	11
11/5	@ Quebec	W 3-0	5-7-3	13
11/7	@ NY Islanders	W 5-3	6-7-3	15
11/10	Boston	L 3-5	6-8-3	15
11/11	Edmonton	L 3-5	6-9-3	15
11/14	@ Vancouver	T 4-4*	6-9-4	16
11/18	@ Los Angeles	L 3-5	6-10-4	16
11/22	NY Islanders	W 5-3	7-10-4	18
11/24	Pittsburgh	L 4-7	7-11-4	18
11/25	@ Pittsburgh	W 4-1	8-11-4	20
11/29	@ Detroit	W 5-3	9-11-4	22
12/1	Philadelphia	L 2-3	9-12-4	22
12/2	@ New Jersey	W 5-3	10-12-4	24
12/5	@ Philadelphia	W 4-3	11-12-4	26
12/6	@ Pittsburgh	L 3-5	11-13-4	26
12/9	@ Boston	W 7-3	12-13-4	28
12/10	@ Buffalo	L 3-4	12-14-4	28
12/15	NY Islanders	L 3-5	12-15-4	28
12/16	@ Hartford	W 5-2	13-15-4	30
12/19	@ Philadelphia	W 2-1	14-15-4	32
12/21	@ Pittsburgh	L 2-5	14-16-4	32
12/23	NY Rangers	W 3-2	15-16-4	34
12/26	Pittsburgh	W 6-3	16-16-4	36
12/27	@ New Jersey	W 3-1	17-16-4	38
12/29	Detroit	W 2-1	18-16-4	40
1/1	Los Angeles	L 4-7	18-17-4	40
1/3	@ NY Rangers	L 1-2	18-18-4	40
1/5	Vancouver	L 2-5	18-19-4	40
1/6	@ Boston	L 3-5	18-20-4	40
1/8	@ Toronto	L 6-8	18-21-4	40
1/10	@ Winnipeg	L 1-6	18-22-4	40
1/12	Pittsburgh	L 4-6	18-23-4	40
1/13	@ NY Islanders	L 2-4	18-24-4	40
1/16	New Jersey	W 9-6	19-24-4	42
1/19	@ Buffalo	W 6-3	20-24-4	44
1/23	Winnipeg	L 3-4	20-25-4	44
1/24	@ New Jersey	L 2-3	20-26-4	44
1/26	Montreal	W 6-3	21-26-4	46
1/28	Philadelphia	W 7-2	22-26-4	48
1/31	@ Minnesota	W 4-3*	23-26-4	50
2/2	@ NY Islanders	L 3-5	23-27-4	50
2/4	Edmonton	L 4-5*	23-28-4	50
2/6	Quebec	W 12-2	24-28-4	52
2/8	@ Pittsburgh	L 5-7	24-29-4	52
2/9	New Jersey	L 3-5	24-30-4	52
2/11	Minnesota	W 5-3	25-30-4	54
2/14	@ Edmonton	W 4-3	26-30-4	56
2/19	@ Los Angeles	L 2-3	26-31-4	56
2/23	NY Rangers	L 3-6	26-32-4	56
2/25	Detroit	W 9-4	27-32-4	58
2/27	Chicago	W 4-0	28-32-4	60
2/28	@ NY Rangers	L 2-3	28-33-4	60
3/2	Hartford	L 3-4	28-34-4	60
3/4	New Jersey	W 4-3	29-34-4	62
3/6	Buffalo	T 1-1*	29-34-5	63
3/9	Quebec	W 4-3	30-34-5	65
3/10	@ Philadelphia	W 4-3	31-34-5	67
3/13	St. Louis	L 1-4	31-35-5	67
3/17	Vancouver	L 1-3	31-36-5	67
3/18	@ Minnesota	W 4-3	32-36-5	69
3/20	NY Islanders	W 3-0	33-36-5	71
3/23	Montreal	L 2-4	33-37-5	71
3/25	Calgary	W 4-1	34-37-5	73
3/27	@ New Jersey	L 1-4	34-38-5	73
3/29	@ Philadelphia	T 2-2*	34-38-6	74
3/31	NY Rangers	W 2-1	35-38-6	76
4/1	@ NY Rangers	W 3-2	36-38-6	78

* Denotes overtime game

1988-89

	W	L	T	PTS
Home	25	12	3	53
Away	16	17	7	39
1st Half	20	15	5	45
2nd Half	21	14	5	47
October	3	7	1	7
November	9	4	1	19
December	7	4	3	17
January	6	3	5	17
February	5	7	0	10
March	10	3	0	20
April	1	1	0	2

Head Coach
Bryan Murray



ROD LANGWAY

Player	GP	G	A	PTS	PIM	+/-	PP	SH	GW
Mike Ridley	80	41	48	89	49	17	16	0	9
Geoff Courtall	79	42	38	80	112	11	16	0	6
Dino Ciccarelli	76	44	30	74	76	-6	16	0	8
Washington	11	12	3	15	12	10	3	0	3
Bengt Gustafsson	72	18	51	69	18	13	5	4	6
Scott Stevens	80	7	61	68	225	1	6	0	3
Dave Christian	80	34	31	65	12	2	16	1	1
Dale Hunter	80	20	37	57	219	-3	9	0	3
Mike Gartner	56	26	29	55	71	8	6	0	1
Kelly Miller	78	19	21	40	45	13	2	1	3
Kevin Hatcher	62	13	27	40	101	19	3	0	2
Larry Murphy	65	7	29	36	70	-5	3	0	0
Stephen Leach	74	11	19	30	94	-4	4	0	0
Michal Pivonka	52	8	19	27	30	9	1	0	1
Calte Johansson	59	3	18	21	37	-6	1	0	1
Washington	12	1	7	8	4	1	1	0	0
Rod Langway	76	2	19	21	65	12	0	0	0
Bob Rouse	79	4	15	19	160	-3	0	0	1
Washington	13	0	2	2	36	2	0	0	0
Bobby Gould	75	5	13	18	65	-2	0	1	0
Lou Franceschetti	63	7	10	17	123	-4	0	0	0
*John Druce	48	8	7	15	62	7	0	0	1
Grant Ledyard	61	3	11	14	43	1	1	0	1
Mike Millar	18	6	3	9	4	-4	3	0	1
Doug Wickenheiser	17	3	5	8	4	1	1	0	0
Washington	16	2	5	7	4	E	1	0	0
*Chris Felix	21	0	8	8	8	7	0	0	0
Neil Sheehy	72	3	4	7	179	-1	0	0	0
Peter Sundstrom	35	4	2	6	14	-5	0	0	0
Yvon Corriveau	33	3	2	5	62	E	0	0	0
Bill Houlder	8	0	3	3	4	7	0	0	0
Jim Thomson	14	2	0	2	53	-3	0	0	0
Scot Kleinendorst	27	0	2	2	46	-11	0	0	0
Washington	3	0	1	1	10	E	0	0	0
Kent Carlson	2	1	0	1	0	2	0	0	0
Pete Peeters	33	0	1	1	8	E	0	0	0
*Shawn Cronin	1	0	0	0	0	E	0	0	0
Don Beaupre	12	0	0	0	6	E	0	0	0
Washington	11	0	0	0	6	E	0	0	0
Clint Malarchuk	42	0	0	0	16	E	0	0	0

Goaltender	GP	MIN	GA	SO	EN	GAA	W-L-T
Clint Malarchuk	42	2,428	141	1	1	3.48	16-18-7
Pete Peeters	33	1,854	88	4	0	2.85	20-7-3
Don Beaupre	12	637	31	1	0	2.92	5-5-0
Washington	11	578	28	1	1	2.91	5-4-0

* Indicates rookie

41-29-10, 92 points

Date	Opponent	Result	Record	Pts
10/7	Pittsburgh	L 4-6	0-1-0	0
10/8	Buffalo	W 6-2	1-1-0	2
10/11	@ Pittsburgh	L 7-8	1-2-0	2
10/14	Toronto	L 1-3	1-3-0	2
10/15	New Jersey	W 8-5	2-3-0	4
10/19	@ NY Rangers	L 1-5	2-4-0	4
10/21	NY Rangers	L 1-4	2-5-0	4
10/23	@ Winnipeg	L 2-3	2-6-0	4
10/25	@ Vancouver	W 4-3*	3-6-0	6
10/28	@ Calgary	T 2-2*	3-6-1	7
10/29	@ Edmonton	L 3-4*	3-7-1	7
11/1	@ Detroit	T 3-3*	3-7-2	8
11/4	NY Islanders	W 4-2	4-7-2	10
11/5	@ NY Islanders	L 3-4*	4-8-2	10
11/10	Quebec	W 4-1	5-8-2	12
11/12	New Jersey	L 3-6	5-9-2	12
11/15	Minnesota	W 4-2	6-9-2	14
11/18	Hartford	W 3-2	7-9-2	16
11/19	@ New Jersey	W 3-2	8-9-2	18
11/22	@ NY Islanders	W 4-2	9-9-2	20
11/23	NY Islanders	W 7-6	10-9-2	22
11/25	Pittsburgh	L 3-5	10-10-2	22
11/27	@ Detroit	W 4-3	11-10-2	24
11/29	St. Louis	W 4-3	12-10-2	26
11/30	@ Pittsburgh	L 4-6	12-11-2	26
12/3	Boston	T 1-1*	12-11-3	27
12/6	Philadelphia	W 4-3	13-11-3	29
12/7	@ New Jersey	L 1-5	13-12-3	29
12/10	@ Montreal	T 0-0*	13-12-4	30
12/11	@ Buffalo	W 6-4	14-12-4	32
12/13	@ Quebec	W 4-1	15-12-4	34
12/15	@ Philadelphia	L 1-4	15-13-4	34
12/17	Winnipeg	W 6-3	16-13-4	36
12/19	@ NY Rangers	L 1-3	16-14-4	36
12/21	@ Chicago	W 4-3	17-14-4	38
12/23	NY Rangers	T 2-2*	17-14-5	39
12/27	Philadelphia	W 4-3	18-14-5	41
12/30	Buffalo	W 5-3	19-14-5	43
12/31	@ NY Islanders	L 4-6	19-15-5	43
1/2	Pittsburgh	W 8-0	20-15-5	45
1/4	@ NY Rangers	T 3-3*	20-15-6	46
1/6	Toronto	W 3-0	21-15-6	48
1/7	Chicago	W 6-3	22-15-6	50
1/10	@ Quebec	T 4-4*	22-15-7	51
1/11	@ Toronto	W 3-2	23-15-7	53
1/13	Edmonton	W 5-3	24-15-7	55
1/15	Boston	L 3-4	24-16-7	55
1/20	New Jersey	L 5-6*	24-17-7	55
1/22	Detroit	L 3-4	24-18-7	55
1/24	Los Angeles	T 4-4*	24-18-8	56
1/26	@ Philadelphia	W 1-0	25-18-8	58
1/28	@ St. Louis	T 4-4*	25-18-9	59
1/30	@ Minnesota	T 4-4*	25-18-10	60
2/1	@ NY Rangers	W 4-3*	26-18-10	62
2/3	Hartford	W 1-0	27-18-10	64
2/5	Philadelphia	L 1-3	27-19-10	64
2/10	Los Angeles	L 6-7*	27-20-10	64
2/11	Calgary	L 1-2	27-21-10	64
2/14	@ St. Louis	W 5-3	28-21-10	66
2/15	@ Chicago	L 4-7	28-22-10	66
2/17	@ Edmonton	W 8-2	29-22-10	68
2/19	@ Vancouver	L 2-3	29-23-10	68
2/20	@ Calgary	L 2-6	29-24-10	68
2/22	@ Los Angeles	W 7-2	30-24-10	70
2/28	Minnesota	L 3-4	30-25-10	70
3/3	Pittsburgh	W 4-2	31-25-10	72
3/5	Vancouver	W 3-0	32-25-10	74
3/8	@ Montreal	L 2-3	32-26-10	74
3/9	@ Boston	W 7-2	33-26-10	76
3/11	NY Rangers	W 4-2	34-26-10	78
3/14	Winnipeg	W 6-3	35-26-10	80
3/17	Montreal	W 4-1	36-26-10	82
3/18	@ Hartford	W 8-2	37-26-10	84
3/22	@ Pittsburgh	W 5-4	38-26-10	86
3/24	Philadelphia	W 6-1	39-26-10	88
3/26	NY Islanders	W 3-2	40-26-10	90
3/28	@ NY Islanders	L 4-5	40-27-10	90
3/30	@ Philadelphia	L 4-5	40-28-10	90
4/1	New Jersey	W 6-4	41-28-10	92
4/2	@ New Jersey	L 4-7	41-29-10	92

* Denotes overtime game

1987-88

	W	L	T	PTS
Home	22	14	4	48
Away	16	19	5	37
1st Half	18	17	5	41
2nd Half	20	16	4	44
October	6	4	1	13
November	4	7	1	9
December	6	6	3	15
January	8	5	1	17
February	7	4	0	12
March	7	6	2	16
April	0	1	1	1

Head Coach
Bryan Murray



SCOTT STEVENS

Player	GP	G	A	PTS	PIM	+/-	PP	SH	GW
Mike Gartner	80	48	33	81	73	20	19	0	7
Scott Stevens	80	12	60	72	184	14	5	1	2
Larry Murphy	79	8	53	61	72	2	7	0	1
Mike Ridley	70	28	31	59	22	1	12	0	3
Dale Hunter	79	22	37	59	240	7	11	0	1
Dave Christian	80	37	21	58	26	-14	14	0	5
Bengt Gustafsson	78	18	36	54	29	2	7	5	3
Kevin Hatcher	71	14	27	41	137	1	5	0	3
Michal Pivonka	71	11	23	34	28	1	3	0	0
Kelly Miller	80	9	23	32	35	9	0	1	3
Garry Galley	58	7	23	30	44	11	3	0	0
Greg Adams	78	15	12	27	153	-3	3	0	0
Bobby Gould	72	12	14	26	56	-1	0	0	2
Peter Sundstrom	76	8	17	25	34	-2	0	1	1
*Yvon Corriveau	44	10	9	19	84	17	0	0	1
Rod Langway	63	3	13	16	28	1	0	0	1
Grant Ledyard	45	5	10	15	66	-11	2	0	1
Washington	21	4	3	7	14	-4	1	0	1
Lou Franceschetti	59	4	8	12	113	2	1	0	1
Greg Smith	54	1	6	7	67	5	0	0	0
*Bill Houlder	30	1	2	3	10	-2	0	0	0
Stephen Leach	8	1	1	2	17	2	0	0	1
Clint Malarchuk	54	0	2	2	10	E	0	0	0
Ed Kastelic	35	1	0	1	78	-3	0	0	0
Dave Jensen	5	0	1	1	4	E	0	0	0
Pete Peters	35	0	1	1	10	E	0	0	0
*Yves Beaudoin	1	0	0	0	0	-1	0	0	0
Mike Richard	4	0	0	0	0	-1	0	0	0

Goaltender	GP	MIN	GA	SO	EN	GAA	W-L-T
Clint Malarchuk	54	2,926	154	4	2	3.16	24-20-4
Pete Peeters	35	1,896	88	2	3	2.78	14-12-5
*Alain Raymond	1	40	2	0	0	3.00	0-1-0

* Indicates rookie

38-33-9, 85 points

Date	Opponent	Result	Record	Pts
10/8	@ Boston	L 3-4	0-1-0	0
10/10	Chicago	W 6-4	1-1-0	2
10/11	@ Buffalo	L 5-6	1-2-0	2
10/16	Hartford	W 6-2	2-2-0	4
10/17	NY Rangers	W 4-3	3-2-0	6
10/19	@ NY Rangers	W 4-2	4-2-0	8
10/22	@ Philadelphia	W 4-1	5-2-0	10
10/24	Montreal	L 2-3	5-3-0	10
10/27	@ Vancouver	W 3-2	6-3-0	12
10/30	@ Winnipeg	L 2-3*	6-4-0	12
10/31	@ Minnesota	T 3-3*	6-4-1	13
11/3	Vancouver	W 3-2	7-4-1	15
11/6	Quebec	L 1-4	7-5-1	15
11/7	@ New Jersey	L 1-4	7-6-1	15
11/10	@ NY Islanders	L 3-4*	7-7-1	15
11/11	@ Pittsburgh	L 2-3	7-8-1	15
11/14	Minnesota	W 4-1	8-8-1	17
11/17	Detroit	L 0-1	8-9-1	17
11/20	@ Buffalo	L 3-5	8-10-1	17
11/21	@ Hartford	W 4-3	9-10-1	19
11/25	Boston	W 4-1	10-10-1	21
11/27	Pittsburgh	L 2-4	10-11-1	21
11/28	@ Pittsburgh	T 5-5*	10-11-2	22
12/1	Edmonton	W 4-2	11-11-2	24
12/4	NY Islanders	L 4-6	11-12-2	24
12/6	Los Angeles	W 10-3	12-12-2	26
12/8	Calgary	L 4-5	12-13-2	26
12/9	@ Hartford	L 4-5	12-14-2	26
12/12	Chicago	W 2-1	13-14-2	28
12/15	@ Toronto	L 3-5	13-15-2	28
12/16	@ Detroit	L 1-6	13-16-2	28
12/18	Toronto	W 4-2	14-16-2	30
12/20	St. Louis	T 1-1*	14-16-3	31
12/22	@ Quebec	W 2-1	15-16-3	33
12/23	@ Montreal	T 2-2*	15-16-4	34
12/26	Philadelphia	L 2-3	15-17-4	34
12/28	@ Toronto	T 4-4*	15-17-5	35
12/30	@ New Jersey	W 4-3	16-17-5	37
1/1	Pittsburgh	W 5-3	17-17-5	39
1/2	Edmonton	W 2-0	18-17-5	41
1/5	@ Philadelphia	W 3-1	19-17-5	43
1/8	NY Rangers	W 8-4	20-17-5	45
1/10	@ Calgary	L 2-8	20-18-5	45
1/11	@ Edmonton	L 2-3	20-19-5	45
1/13	@ Los Angeles	W 8-3	21-19-5	47
1/16	@ St. Louis	L 1-3	21-20-5	47
1/17	@ Chicago	L 4-5	21-21-5	47
1/19	New Jersey	W 6-4	22-21-5	49
1/23	Buffalo	T 3-3*	22-21-6	50
1/26	Winnipeg	L 2-3	22-22-6	50
1/29	Montreal	W 4-3	23-22-6	52
1/31	Philadelphia	W 1-0*	24-22-6	54
2/2	@ Pittsburgh	L 2-3*	24-23-6	54
2/5	NY Islanders	L 2-4	24-24-6	54
2/6	NY Rangers	L 0-3	24-25-6	54
2/11	@ NY Rangers	W 5-3	25-25-6	56
2/12	NY Islanders	W 6-2	26-25-6	58
2/14	Calgary	W 5-4*	27-25-6	60
2/17	@ New Jersey	W 4-3	28-25-6	62
2/19	@ Winnipeg	W 6-0	29-25-6	64
2/20	@ Minnesota	W 3-0	30-25-6	66
2/24	@ Los Angeles	L 3-4	30-26-6	66
2/27	@ NY Islanders	W 3-0	31-26-6	68
3/1	New Jersey	W 5-3	32-26-6	70
3/2	@ New Jersey	W 6-1	33-26-6	72
3/4	Quebec	W 6-2	34-26-6	74
3/6	Vancouver	W 7-2	35-26-6	76
3/10	@ Philadelphia	L 2-5	35-27-6	76
3/12	NY Rangers	L 2-4	35-28-6	76
3/13	@ Boston	W 3-0	36-28-6	78
3/16	@ NY Rangers	W 8-4	37-28-6	80
3/18	NY Islanders	T 3-3*	37-28-7	81
3/20	New Jersey	L 2-4	37-29-7	81
3/22	St. Louis	L 3-5	37-30-7	81
3/23	@ Pittsburgh	L 1-7	37-31-7	81
3/25	Philadelphia	W 5-3	38-31-7	83
3/29	Detroit	T 2-2*	38-31-8	84
3/31	@ NY Islanders	L 3-7	38-32-8	84
4/2	Pittsburgh	L 6-7*	38-33-8	84
4/3	@ Philadelphia	T 2-2*	38-33-9	85

* Denotes overtime game

1986-87

38-32-10, 86 points

	W	L	T	PTS
Home	22	15	3	47
Away	16	17	7	39
1st Half	14	20	6	34
2nd Half	24	12	4	52
October	5	5	1	11
November	2	8	4	8
December	5	6	1	11
January	9	5	2	20
February	6	4	0	12
March	8	4	2	18
April	3	0	0	6

Head Coach
Bryan Murray



LARRY MURPHY

Player	GP	G	A	PTS	PIM	+/-	PP	SH	GW
Larry Murphy	80	23	58	81	39	25	8	0	4
Mike Gartner	78	41	32	73	61	1	5	6	10
Mike Ridley	78	31	39	70	40	-11	10	0	4
Washington	40	15	19	34	20	-1	6	0	3
Scott Stevens	77	10	51	61	285	13	2	0	0
Craig Laughlin	80	22	30	52	67	-3	11	0	5
Gaetan Duchesne	74	17	35	52	53	18	0	1	4
Dave Christian	76	23	27	50	8	-5	5	0	2
Bobby Gould	78	23	27	50	74	18	1	1	2
Greg Adams	66	14	30	44	184	9	2	0	0
*Michal Pivonka	73	18	25	43	41	-19	4	0	2
Kelly Miller	77	16	26	42	48	5	5	1	1
Washington	39	10	12	22	26	10	3	1	0
Alan Haworth	50	25	16	41	43	3	9	0	2
Garry Galley	48	6	21	27	67	-6	3	0	1
Washington	18	1	10	11	10	3	1	0	0
Rod Langway	78	2	25	27	53	11	0	0	1
Kevin Hatcher	78	8	16	24	146	-29	1	0	2
Lou Franceschetti	75	12	9	21	127	-9	0	0	1
Dave Jensen	46	8	8	16	12	-10	2	0	0
Bob Carpenter	22	5	7	12	21	-7	4	0	0
John Blum	66	2	8	10	133	1	0	0	0
Greg Smith	45	0	9	9	31	-6	0	0	0
John Barrett	55	2	2	4	43	-16	0	0	0
Pete Peeters	37	0	4	4	16	E	0	0	0
Gary Sampson	25	1	2	3	4	-9	0	0	0
*Jeff Greenlaw	22	0	3	3	44	2	0	0	0
*Yvon Corriveau	17	1	1	2	24	-4	0	0	0
*Ed Kastelic	23	1	1	2	83	-3	1	0	0
*Paul Cavallini	6	0	2	2	8	-4	0	0	0
Stephen Leach	15	1	0	1	6	-4	0	0	0
*Yves Beaudoin	6	0	0	0	5	-4	0	0	0
Grant Martin	9	0	0	0	4	-1	0	0	0
*Jim Thomson	10	0	0	0	35	-2	0	0	0
Bob Crawford	15	0	0	0	2	-1	0	0	0
Washington	12	0	0	0	0	E	0	0	0

Goaltender	GP	MIN	GA	SO	EN	GAA	W-L-T
*Bob Mason	45	2,536	137	0	3	3.24	20-18-5
Pete Peeters	37	2,002	107	0	3	3.21	17-11-4
Al Jensen	6	328	27	0	1	4.94	1-3-1

* Indicates rookie

Date	Opponent	Result	Record	Pts
10/9	@ Pittsburgh	L 4-5	0-1-0	0
10/11	Philadelphia	L 1-6	0-2-0	0
10/13	@ NY Rangers	W 7-6	1-2-0	2
10/16	@ NY Islanders	L 4-7	1-3-0	2
10/18	Buffalo	L 2-4	1-4-0	2
10/20	@ Montreal	W 5-4	2-4-0	4
10/21	@ Quebec	T 4-4*	2-4-1	5
10/24	Minnesota	W 8-2	3-4-1	7
10/25	New Jersey	W 2-1	4-4-1	9
10/28	@ Vancouver	W 5-2	5-4-1	11
10/29	Edmonton	L 3-6	5-5-1	11
11/1	@ Calgary	L 1-4	5-6-1	11
11/4	@ NY Islanders	L 1-7	5-7-1	11
11/5	Vancouver	W 3-2	6-7-1	13
11/8	Chicago	W 3-2	7-7-1	15
11/11	@ Minnesota	T 2-2*	7-7-2	16
11/12	@ Chicago	T 2-2*	7-7-3	17
11/14	Quebec	L 1-4	7-8-3	17
11/16	@ Philadelphia	L 2-6	7-9-3	17
11/18	Los Angeles	L 5-6	7-10-3	17
11/21	@ Detroit	T 3-3*	7-10-4	18
11/22	Pittsburgh	L 4-5	7-11-4	18
11/26	Boston	T 2-2*	7-11-5	19
11/28	Philadelphia	L 2-4	7-12-5	19
11/29	@ Quebec	L 3-4	7-13-5	19
12/1	@ Montreal	W 2-1	8-13-5	21
12/3	@ Winnipeg	T 3-3*	8-13-6	22
12/6	Montreal	W 3-1	9-13-6	24
12/9	New Jersey	W 4-2	10-13-6	26
12/10	@ Toronto	L 2-8	10-14-6	26
12/14	NY Rangers	L 1-3	10-15-6	26
12/17	@ NY Rangers	L 1-6	10-16-6	26
12/19	@ New Jersey	L 4-6	10-17-6	26
12/20	St. Louis	W 5-3	11-17-6	28
12/26	NY Islanders	W 2-1	12-17-6	30
12/28	@ Chicago	L 5-7	12-18-6	30
12/30	Hartford	L 1-3	12-19-6	30
1/1	Pittsburgh	W 4-3	13-19-6	32
1/3	Philadelphia	L 1-4	13-20-6	32
1/5	@ St. Louis	W 6-4	14-20-6	34
1/7	@ Pittsburgh	L 2-5	14-21-6	34
1/9	Pittsburgh	W 3-2	15-21-6	36
1/11	@ Philadelphia	T 2-2*	15-21-7	37
1/13	Winnipeg	L 2-3	15-22-7	37
1/15	@ NY Islanders	W 3-2	16-22-7	39
1/17	@ Hartford	W 6-1	17-22-7	41
1/18	@ New Jersey	W 6-1	18-22-7	43
1/20	New Jersey	W 6-3	19-22-7	45
1/23	@ Buffalo	W 3-2	20-22-7	47
1/24	Buffalo	L 3-6	20-23-7	47
1/27	@ Pittsburgh	L 5-7	20-24-7	47
1/28	@ Detroit	W 2-1	21-24-7	49
1/30	NY Islanders	T 3-3*	21-24-8	50
2/1	Winnipeg	W 6-4	22-24-8	52
2/4	@ NY Rangers	L 2-3	22-25-8	52
2/6	Hartford	L 2-5	22-26-8	52
2/7	NY Rangers	L 4-5	22-27-8	52
2/15	@ Edmonton	W 5-3	23-27-8	54
2/18	@ Los Angeles	L 4-7	23-28-8	54
2/20	@ Vancouver	W 6-3	24-28-8	56
2/22	@ Calgary	W 5-2	25-28-8	58
2/24	Detroit	W 8-2	26-28-8	60
2/27	Edmonton	W 5-2	27-28-8	62
3/1	NY Rangers	W 7-3	28-28-8	64
3/3	New Jersey	W 3-2	29-28-8	66
3/5	@ Philadelphia	L 2-4	29-29-8	66
3/7	@ Boston	L 2-3	29-30-8	66
3/10	Calgary	L 3-6	29-31-8	66
3/13	Toronto	W 10-2	30-31-8	68
3/14	@ St. Louis	T 3-3*	30-31-9	69
3/17	Los Angeles	L 4-5	30-32-9	69
3/20	Pittsburgh	W 4-3	31-32-9	71
3/22	Boston	W 4-3	32-32-9	73
3/24	@ NY Islanders	W 3-1	33-32-9	75
3/27	NY Islanders	T 2-2*	33-32-10	76
3/29	Minnesota	W 4-2	34-32-10	78
3/31	Toronto	W 4-2	35-32-10	80
4/1	@ NY Rangers	W 5-1	36-32-10	82
4/4	Philadelphia	W 3-2*	37-32-10	84
4/5	@ New Jersey	W 6-5*	38-32-10	86

* Denotes overtime game

1985-86

	W	L	T	PTS
Home	30	8	2	62
Away	20	15	5	45
1st Half	25	11	4	54
2nd Half	25	12	3	53
October	4	4	2	10
November	10	3	1	21
December	7	3	1	15
January	8	6	0	16
February	8	3	1	17
March	11	3	1	23
April	2	1	1	5

Head Coach
Bryan Murray



CRAIGH LAUGHLIN

Player	GP	G	A	PTS	PIM	+/-	PP	SH	GW
Dave Christian	80	41	42	83	15	3	18	2	4
Mike Gartner	74	35	40	75	63	-5	11	2	4
Craig Laughlin	75	30	45	75	43	24	10	0	4
Bengt Gustafsson	70	23	52	75	26	9	8	4	6
Alan Haworth	71	34	39	73	72	36	7	0	5
Larry Murphy	78	21	44	65	50	2	8	1	2
Bob Carpenter	80	27	29	56	105	-12	7	0	3
Greg Adams	78	18	38	56	152	24	3	0	2
Scott Stevens	73	15	38	53	165	E	3	0	2
Gaetan Duchesne	80	11	28	39	39	10	0	1	3
Bobby Gould	79	19	19	38	26	7	0	3	5
Jorgen Pettersson	70	13	21	34	12	-16	4	0	3
Washington	47	8	16	24	10	-4	2	0	3
Greg Smith	76	5	22	27	94	-11	0	0	0
Washington	14	0	3	3	10	3	0	0	0
Peter Andersson	61	6	16	22	36	-8	3	0	3
Lou Franceschetti	76	7	14	21	131	-4	0	0	2
*Kevin Hatcher	79	9	10	19	119	6	1	0	1
Rod Langway	71	1	17	18	61	27	1	0	0
John Barrett	79	2	15	17	137	-26	0	0	0
Washington	14	0	3	3	12	3	0	0	0
Darren Veitch	62	3	9	12	27	21	0	0	0
Gary Sampson	19	1	4	5	2	-3	0	0	1
Mark Taylor	30	2	1	3	4	-4	0	0	0
Doug Jarvis	25	1	2	3	16	-5	0	0	0
Dwight Schofield	50	1	2	3	127	5	0	0	0
*Stephen Leach	11	1	1	2	2	E	0	0	0
*David Jensen	5	1	0	1	0	1	0	0	0
Daryl Evans	6	0	1	1	0	-1	0	0	0
Grant Martin	11	0	1	1	6	-5	0	0	0
Al Jensen	44	0	1	1	4	E	0	0	0
Bob Mason	1	0	0	0	0	E	0	0	0
*Yvon Corriveau	2	0	0	0	0	-1	0	0	0
*Yves Beaudoin	4	0	0	0	0	-4	0	0	0
Pat Riggins	7	0	0	0	2	E	0	0	0
*Ed Kastelic	15	0	0	0	73	E	0	0	0
Pete Peeters	42	0	2	2	12	E	0	0	0
Washington	34	0	0	0	8	E	0	0	0

Goaltender	GP	MIN	GA	SO	EN	GAA	W-L-T
Pete Peeters	42	2,506	144	1	3	3.45	22-15-4
Washington	34	2,021	113	1	3	3.35	19-11-3
Al Jensen	44	2,437	129	2	3	3.18	28-9-3
Pat Riggins	7	369	23	0	1	3.74	2-3-1
Bob Mason	1	16	0	0	0	0.00	1-0-0

* Indicates rookie

50-23-7, 107 points

Date	Opponent	Result	Record	Pts
10/10	@ NY Rangers	L 2-4	0-1-0	0
10/12	@ New Jersey	L 1-4	0-2-0	0
10/13	Philadelphia	L 2-4	0-3-0	0
10/16	@ Toronto	W 6-5*	1-3-0	2
10/18	@ Buffalo	W 4-1	2-3-0	4
10/19	Buffalo	T 2-2*	2-3-1	5
10/23	@ Calgary	L 2-4	2-4-1	5
10/25	@ Winnipeg	T 7-7*	2-4-2	6
10/27	@ Chicago	W 4-2	3-4-2	8
10/29	St. Louis	W 6-3	4-4-2	10
11/1	NY Islanders	W 5-3	5-4-2	12
11/2	@ NY Islanders	L 3-5	5-5-2	12
11/5	Chicago	W 8-4	6-5-2	14
11/6	@ Pittsburgh	W 4-1	7-5-2	16
11/9	Calgary	L 3-5	7-6-2	16
11/12	Edmonton	W 5-2	8-6-2	18
11/15	Vancouver	W 5-3	9-6-2	20
11/16	@ Boston	T 2-2*	9-6-3	21
11/19	Pittsburgh	W 4-3	10-6-3	23
11/20	@ Pittsburgh	W 3-1	11-6-3	25
11/23	Quebec	W 3-0	12-6-3	27
11/27	Montreal	W 5-3	13-6-3	29
11/29	NY Rangers	L 2-5	13-7-3	29
11/30	New Jersey	W 6-2	14-7-3	31
12/5	St. Louis	W 3-2	15-7-3	33
12/7	Vancouver	W 2-1	16-7-3	35
12/10	Toronto	W 3-2	17-7-3	37
12/14	@ Los Angeles	W 5-4	18-7-3	39
12/17	@ Vancouver	T 4-4*	18-7-4	40
12/18	@ Edmonton	W 5-2	19-7-4	42
12/20	@ Winnipeg	L 4-7	19-8-4	42
12/22	@ Quebec	W 7-5	20-8-4	44
12/26	Quebec	W 4-3	21-8-4	46
12/28	Chicago	L 4-7	21-9-4	46
12/29	@ NY Rangers	L 5-6	21-10-4	46
1/1	NY Rangers	W 3-0	22-10-4	48
1/3	@ New Jersey	W 3-2	23-10-4	50
1/4	New Jersey	W 9-3	24-10-4	52
1/7	Detroit	W 4-3	25-10-4	54
1/9	@ Philadelphia	L 0-4	25-11-4	54
1/11	@ Minnesota	L 3-5	25-12-4	54
1/14	Calgary	L 3-4	25-13-4	54
1/17	@ New Jersey	W 4-3	26-13-4	56
1/18	Philadelphia	W 5-2	27-13-4	58
1/21	Minnesota	W 7-5	28-13-4	60
1/24	NY Islanders	L 5-7	28-14-4	60
1/25	@ Minnesota	W 6-3	29-14-4	62
1/28	@ Detroit	L 0-7	29-15-4	62
1/29	@ Toronto	L 2-5	29-16-4	62
2/1	New Jersey	W 5-4	30-16-4	64
2/2	@ Hartford	W 5-4	31-16-4	66
2/7	Montreal	W 3-2	32-16-4	68
2/8	Edmonton	W 5-4*	33-16-4	70
2/12	@ Pittsburgh	L 1-8	33-17-4	70
2/15	@ Los Angeles	W 4-1	34-17-4	72
2/18	@ NY Islanders	W 5-4	35-17-4	74
2/19	@ Montreal	T 4-4*	35-17-5	75
2/22	@ Philadelphia	L 1-3	35-18-5	75
2/23	@ Buffalo	L 1-4	35-19-5	75
2/25	Detroit	W 4-3*	36-19-5	77
2/27	@ Boston	W 2-1	37-19-5	79
3/1	NY Rangers	W 4-0	38-19-5	81
3/2	@ NY Rangers	W 4-2	39-19-5	83
3/4	New Jersey	W 4-2	40-19-5	85
3/8	@ NY Islanders	W 6-2	41-19-5	87
3/9	NY Islanders	W 3-1	42-19-5	89
3/11	Pittsburgh	W 5-3	43-19-5	91
3/13	@ Philadelphia	L 0-2	43-20-5	91
3/15	@ St. Louis	W 5-4	44-20-5	93
3/17	@ Pittsburgh	W 5-3	45-20-5	95
3/18	Los Angeles	L 2-5	45-21-5	95
3/21	Winnipeg	W 5-3	46-21-5	97
3/23	Philadelphia	W 6-5	47-21-5	99
3/25	Boston	W 6-3	48-21-5	101
3/28	NY Islanders	L 3-4	48-22-5	101
3/29	@ Hartford	T 6-6*	48-22-6	102
4/1	Pittsburgh	W 5-3	49-22-6	104
4/3	Hartford	W 4-2	50-22-6	106
4/5	NY Rangers	T 4-4*	50-22-7	107
4/6	@ Philadelphia	L 3-5	50-23-7	107

* Denotes overtime game

1984-85

46-25-9, 101 points

	W	L	T	PTS
Home	27	11	2	56
Away	19	14	7	45
1st Half	22	11	7	51
2nd Half	24	14	2	50
October	4	3	2	10
November	5	5	3	13
December	12	2	2	26
January	10	3	0	20
February	7	3	2	16
March	6	8	0	12
April	2	1	0	3

Head Coach
Bryan Murray



DAVE CHRISTIAN

Player	GP	G	A	PTS	PIM	+/-	PP	SH	GW
Mike Gartner	80	50	52	102	71	17	17	0	11
Bob Carpenter	80	53	42	95	87	20	12	0	7
Dave Christian	80	26	43	69	14	20	5	0	2
Scott Stevens	80	21	44	65	221	19	16	0	5
Larry Murphy	79	13	42	55	51	21	3	0	0
Craig Laughlin	78	16	34	50	38	12	5	0	3
Alan Haworth	76	23	26	49	48	19	4	0	2
Bengt Gustafsson	51	14	29	43	8	13	6	1	3
Gaetan Duchesne	67	15	23	38	32	16	0	1	1
Mike McEwen	56	11	7	38	42	22	4	0	3
Doug Jarvis	80	9	28	37	32	19	1	1	1
Bobby Gould	78	14	19	33	69	10	0	1	3
Bryan Erickson	57	15	13	28	23	11	1	0	1
Rod Langway	79	4	22	26	54	35	0	0	1
*Gary Sampson	46	10	15	25	13	20	0	1	0
Darren Veitch	75	3	18	21	37	31	2	0	0
Mark Taylor	56	8	11	19	21	-8	0	1	1
Washington	9	1	1	2	2	-1	0	0	0
Greg Adams	51	6	12	18	72	8	0	0	1
Lou Franceschetti	22	4	7	11	45	1	0	0	1
Peter Andersson	57	0	10	10	21	5	0	0	0
*Dean Evason	15	3	4	7	2	9	0	0	1
Paul Gardner	12	2	4	6	6	-1	2	0	0
Glen Currie	44	1	5	6	19	2	0	0	0
Timo Blomqvist	53	1	4	5	51	11	0	0	0
Jim McGeough	11	3	0	3	12	E	0	0	0
*Andre Hidi	6	2	1	3	9	2	1	0	0
Dave Shand	13	1	1	2	34	1	0	0	0
*Kevin Hatcher	2	1	0	1	0	1	0	1	0
Bob Mason	12	0	1	1	0	E	0	0	0
Pat Riffin	57	0	1	1	2	E	0	0	0
Mikko Leinonen	3	0	1	1	2	1	0	0	0
Al Jensen	14	0	0	0	6	E	0	0	0

Goaltender	GP	MIN	GA	SO	EN	GAA	W-L-T
Pat Riffin	57	3,388	168	2	6	2.98	28-20-7
Al Jensen	14	803	34	1	1	2.54	10-3-1
*Bob Mason	12	661	31	1	0	2.81	8-2-1

* Indicates rookie

Date	Opponent	Result	Record	Pts
10/11	@ Philadelphia	T 2-2*	0-0-1	1
10/13	Philadelphia	L 2-4	0-1-1	1
10/14	@ Chicago	W 5-3	1-1-1	3
10/16	Los Angeles	W 5-3	2-1-1	5
10/20	NY Rangers	L 5-6	2-2-1	5
10/24	@ Edmonton	T 3-3*	2-2-2	6
10/25	@ Calgary	L 3-5	2-3-2	6
10/28	@ Vancouver	W 5-2	3-3-2	8
10/30	Calgary	W 4-3*	4-3-2	10
11/3	New Jersey	W 6-4	5-3-2	12
11/7	@ NY Rangers	L 3-4	5-4-2	12
11/9	Edmonton	L 5-8	5-5-2	12
11/10	@ New Jersey	T 2-2*	5-5-3	13
11/13	Minnesota	T 3-3*	5-5-4	14
11/16	@ Buffalo	L 2-3	5-6-4	14
11/17	Buffalo	W 3-2	6-6-4	16
11/20	@ NY Islanders	L 3-5	6-7-4	16
11/21	@ Pittsburgh	T 3-3*	6-7-5	17
11/23	NY Islanders	L 1-5	6-8-5	17
11/25	Chicago	W 5-0	7-8-5	19
11/27	@ Quebec	W 9-2	8-8-5	21
11/28	@ NY Rangers	W 2-1	9-8-5	23
12/1	@ Boston	W 5-4*	10-8-5	25
12/2	Pittsburgh	W 9-1	11-8-5	27
12/4	New Jersey	W 4-1	12-8-5	29
12/7	Winnipeg	L 5-7	12-9-5	29
12/9	Detroit	W 4-0	13-9-5	31
12/11	@ St. Louis	T 3-3*	13-9-6	32
12/12	@ Minnesota	W 3-2	14-9-6	34
12/15	NY Rangers	W 4-2	15-9-6	36
12/16	@ NY Rangers	W 6-3	16-9-6	38
12/18	@ Quebec	W 4-1	17-9-6	40
12/20	@ Montreal	T 2-2*	17-9-7	41
12/22	St. Louis	W 7-5	18-9-7	43
12/23	@ Philadelphia	L 4-7	18-10-7	43
12/26	Philadelphia	W 6-0	19-10-7	45
12/27	@ NY Islanders	W 5-4*	20-10-7	47
12/29	Hartford	W 3-2	21-10-7	49
1/1	Boston	W 5-1	22-10-7	51
1/4	Quebec	L 3-5	22-11-7	51
1/8	@ Detroit	W 4-2	23-11-7	53
1/9	@ St. Louis	W 4-2	24-11-7	55
1/12	@ New Jersey	L 3-5	24-12-7	55
1/14	Minnesota	W 6-3	25-12-7	57
1/16	@ Pittsburgh	W 5-4	26-12-7	59
1/17	Pittsburgh	W 6-2	27-12-7	61
1/19	NY Rangers	W 7-1	28-12-7	63
1/23	@ Chicago	W 3-2	29-12-7	65
1/26	@ NY Islanders	W 5-1	30-12-7	67
1/27	NY Islanders	W 5-2	31-12-7	69
1/29	@ Detroit	L 3-4	31-13-7	69
2/1	Toronto	T 3-3*	31-13-8	70
2/3	Winnipeg	W 6-2	32-13-8	72
2/5	@ Toronto	W 4-1	33-13-8	74
2/8	Los Angeles	W 6-1	34-13-8	76
2/9	Philadelphia	L 4-5	34-14-8	76
2/13	@ Winnipeg	L 3-5	34-15-8	76
2/14	@ Calgary	W 4-3	35-15-8	78
2/16	@ Los Angeles	L 2-5	35-16-8	78
2/21	@ Vancouver	W 6-2	36-16-8	80
2/23	@ Edmonton	T 3-3*	36-16-9	81
2/26	Vancouver	W 3-2	37-16-9	83
2/28	@ NY Rangers	W 5-4	38-16-9	85
3/2	Buffalo	L 0-4	38-17-9	85
3/5	New Jersey	W 4-1	39-17-9	87
3/7	@ Philadelphia	L 6-9	39-18-9	87
3/8	Philadelphia	L 2-4	39-19-9	87
3/10	Boston	L 2-3	39-20-9	87
3/14	Toronto	W 4-0	40-20-9	89
3/16	@ NY Islanders	L 4-6	40-21-9	89
3/19	New Jersey	W 4-1	41-21-9	91
3/21	@ Montreal	L 2-3	41-22-9	91
3/22	Montreal	W 3-1	42-22-9	93
3/24	Pittsburgh	W 7-3	43-22-9	95
3/27	Hartford	L 1-3	43-23-9	95
3/28	@ New Jersey	L 2-3	43-24-9	95
3/30	NY Islanders	W 4-3	44-24-9	97
4/4	@ Hartford	L 0-2	44-25-9	97
4/6	@ Pittsburgh	W 7-4	45-25-9	99
4/7	Pittsburgh	W 7-3	46-25-9	101

* Denotes overtime game

1983-84

48-27-5, 101 points

	W	L	T	PTS
Home	26	11	3	55
Away	22	16	2	46
1st Half	18	19	3	39
2nd Half	30	8	2	62
October	5	7	0	10
November	6	6	1	13
December	7	6	1	15
January	9	2	2	20
February	9	4	0	18
March	11	2	1	23
April	1	0	0	2

Head Coach
Bryan Murray



DOUG JARVIS

Player	GP	G	A	PTS	PIM	+/-	PP	SH	GW
Mike Gartner	80	40	45	85	90	22	8	0	7
Dave Christian	80	29	52	81	28	26	9	0	6
Bengt Gustafsson	69	32	43	75	16	29	8	0	5
Bob Carpenter	80	28	40	68	51	E	8	0	5
Alan Haworth	75	24	31	55	52	14	7	0	5
Craig Laughlin	80	20	32	52	69	4	7	0	3
Larry Murphy	78	13	36	49	50	8	2	0	2
Washington	72	13	33	46	50	12	2	0	2
Scott Stevens	78	13	32	45	201	26	7	0	2
Doug Jarvis	80	13	29	42	12	7	0	2	0
Bobby Gould	78	21	19	40	74	-2	4	0	4
Gaetan Duchesne	79	17	19	36	29	15	3	2	1
Glen Currie	80	12	24	36	20	9	0	2	2
Rod Langway	80	9	24	33	61	14	1	2	2
*Bryan Erickson	45	12	17	29	16	10	4	0	2
Darren Veitch	46	6	18	24	17	E	4	0	0
Timo Blomqvist	65	1	19	20	84	17	0	0	0
Dave Shand	72	4	15	19	124	23	0	0	0
Chris Valentine	22	6	5	11	21	-8	2	0	1
*Peter Andersson	42	3	7	10	20	12	2	0	0
Greg Adams	57	2	6	8	133	1	0	0	0
Gary McAdam	24	1	5	6	12	E	0	0	1
Greg Theberge	13	1	2	3	4	-4	1	0	0
*Gary Sampson	15	1	1	2	6	1	0	0	0
Paul MacKinnon	12	0	1	1	4	-7	0	0	0
Brian Engblom	6	0	1	1	8	-4	0	0	0
Ken Houston	4	0	0	0	4	-2	0	0	0
Al Jensen	43	0	0	0	22	E	0	0	0
Pat Riggan	41	0	0	0	4	E	0	0	0
*Dean Evason	2	0	0	0	2	E	0	0	0
Lou Franceschetti	2	0	0	0	0	-2	0	0	0
*Andre Hidi	1	0	0	0	0	E	0	0	0

Goaltender	GP	MIN	GA	SO	EN	GAA	W-L-T
Al Jensen	43	2,414	117	4	3	2.91	25-13-3
Pat Riggan	41	2,299	102	4	1	2.66	21-14-2
Bob Mason	2	120	3	0	0	1.50	2-0-0
Dave Parro	1	1	0	0	0	0.00	0-0-0

* Indicates rookie

Date	Opponent	Result	Record	Pts
10/6	@ Philadelphia	L 1-4	0-1-0	0
10/8	NY Islanders	L 7-8*	0-2-0	0
10/9	@ Buffalo	L 2-5	0-3-0	0
10/13	@ NY Rangers	L 3-4	0-4-0	0
10/14	Pittsburgh	L 0-4	0-5-0	0
10/16	Quebec	L 2-4	0-6-0	0
10/19	@ Hartford	L 0-3	0-7-0	0
10/22	Philadelphia	W 4-1	1-7-0	2
10/25	@ Pittsburgh	W 1-0	2-7-0	4
10/26	@ New Jersey	W 2-0	3-7-0	6
10/29	@ Minnesota	W 6-1	4-7-0	8
10/30	@ Winnipeg	W 7-3	5-7-0	10
11/2	@ Edmonton	L 3-11	5-8-0	10
11/4	Vancouver	W 5-4*	6-8-0	12
11/6	Detroit	W 3-2	7-8-0	14
11/9	Edmonton	L 4-7	7-9-0	14
11/12	NY Rangers	W 7-4	8-9-0	16
11/13	@ Boston	L 2-4	8-10-0	16
11/16	@ NY Rangers	L 1-4	8-11-0	16
11/18	NY Islanders	W 7-1	9-11-0	18
11/19	@ NY Islanders	L 2-6	9-12-0	18
11/23	Chicago	T 2-2*	9-12-1	19
11/25	NY Rangers	W 3-1	10-12-1	21
11/26	@ Montreal	W 5-2	11-12-1	23
11/29	@ Quebec	L 3-6	11-13-1	23
12/1	New Jersey	W 8-4	12-13-1	25
12/2	@ New Jersey	T 2-2*	12-13-2	26
12/4	Boston	L 1-4	12-14-2	26
12/7	@ NY Rangers	L 5-7	12-15-2	26
12/8	Calgary	W 4-3	13-15-2	28
12/10	Montreal	W 2-0	14-15-2	30
12/15	@ Philadelphia	L 4-9	14-16-2	30
12/17	@ Toronto	W 3-1	15-16-2	32
12/18	Los Angeles	W 5-0	16-16-2	34
12/22	@ NY Islanders	L 1-6	16-17-2	34
12/23	NY Islanders	W 7-3	17-17-2	36
12/26	Philadelphia	L 4-5	17-18-2	36
12/28	Detroit	L 2-3*	17-19-2	36
12/31	@ New Jersey	W 3-2	18-19-2	38
1/2	NY Rangers	T 2-2*	18-19-3	39
1/5	St. Louis	W 5-1	19-19-3	41
1/7	Buffalo	L 2-4	19-20-3	41
1/8	@ Philadelphia	W 7-1	20-20-3	43
1/11	@ Los Angeles	W 4-2	21-20-3	45
1/13	@ Vancouver	W 6-4	22-20-3	47
1/15	@ Calgary	L 2-3	22-21-3	47
1/17	Winnipeg	W 8-3	23-21-3	49
1/20	Chicago	W 5-3	24-21-3	51
1/21	@ Pittsburgh	W 3-2	25-21-3	53
1/25	@ Buffalo	T 2-2*	25-21-4	54
1/27	Toronto	W 6-1	26-21-4	56
1/28	@ Toronto	W 8-0	27-21-4	58
2/2	@ New Jersey	W 2-0	28-21-4	60
2/3	Montreal	W 4-1	29-21-4	62
2/5	Edmonton	W 9-2	30-21-4	64
2/8	Calgary	W 6-1	31-21-4	66
2/11	Philadelphia	W 6-3	32-21-4	68
2/13	@ Minnesota	W 4-0	33-21-4	70
2/16	@ Los Angeles	W 4-2	34-21-4	72
2/18	@ St. Louis	W 4-2	35-21-4	74
2/19	@ Winnipeg	L 3-4*	35-22-4	74
2/22	@ Chicago	L 2-4	35-23-4	74
2/25	@ Detroit	L 1-4	35-24-4	74
2/26	@ Hartford	W 4-3	36-24-4	76
2/28	Vancouver	L 2-3	36-25-4	76
3/1	Pittsburgh	W 9-1	37-25-4	78
3/3	NY Rangers	W 5-1	38-25-4	80
3/5	@ Pittsburgh	W 5-2	39-25-4	82
3/7	Hartford	W 4-2	40-25-4	84
3/9	Quebec	W 5-3	41-25-4	86
3/11	@ Boston	W 2-1	42-25-4	88
3/14	New Jersey	T 3-3*	42-25-5	89
3/17	@ NY Islanders	W 2-1	43-25-5	91
3/18	St. Louis	L 3-5	43-26-5	91
3/21	Minnesota	W 5-1	44-26-5	93
3/24	Pittsburgh	W 6-0	45-26-5	95
3/25	@ Pittsburgh	W 4-3	46-26-5	97
3/28	New Jersey	W 6-2	47-26-5	99
3/31	NY Islanders	L 1-3	47-27-5	99
4/1	@ Philadelphia	W 4-1	48-27-5	101

* Denotes overtime game

1982-83

39-25-16, 94 points

	W	L	T	PTS
Home	22	12	6	50
Away	17	13	10	44
1st Half	19	11	10	48
2nd Half	20	14	6	46
October	3	6	1	7
November	5	3	5	15
December	9	1	4	22
January	7	6	2	16
February	6	4	2	14
March	8	4	2	18
April	1	1	0	2

Head Coach
Bryan Murray



MIKE GARTNER

Player	GP	G	A	PTS	PIM	+/-	PP	SH	GW
Dennis Maruk	80	31	50	81	71	-21	12	0	2
Mike Gartner	73	38	38	76	54	-2	10	1	3
Bob Carpenter	80	32	37	69	64	E	14	0	4
Bengt Gustafsson	67	22	42	64	16	9	2	0	4
Alan Haworth	74	23	27	50	34	-5	5	0	2
*Milan Novy	73	18	30	48	16	1	3	0	3
Craig Laughlin	75	17	27	44	41	-7	5	0	3
Bobby Gould	80	22	18	40	43	16	0	0	6
Ken Houston	71	25	14	39	93	-8	9	0	0
Glen Currie	68	11	28	39	20	18	0	0	2
Gaetan Duchesne	77	18	19	37	52	15	0	1	6
Greg Theberge	70	8	28	36	20	-3	7	0	1
Rod Langway	80	3	29	32	75	0	1	0	0
Doug Jarvis	80	8	22	30	10	-12	0	1	0
Brian Engblom	73	5	22	27	59	-4	4	0	0
*Scott Stevens	77	9	16	25	195	14	0	0	0
Timo Blomqvist	61	1	17	18	67	15	1	0	1
Chris Valentine	23	7	10	17	14	-2	1	0	1
Ted Bulley	39	4	9	13	47	-3	0	0	1
Darren Veitch	10	0	8	8	0	-1	0	0	0
Randy Holt	70	0	8	8	275	-7	0	0	0
Paul MacKinnon	19	2	2	4	8	1	1	0	0
Torrie Robertson	5	2	0	2	4	-2	0	0	0
Lee Norwood	8	0	1	1	14	-3	0	0	0
Doug Hicks	6	0	0	0	7	-3	0	0	0
Al Jensen	40	0	0	0	6	E	0	0	0
Pat Riffin	38	0	0	0	4	E	0	0	0
*Eric Calder	1	0	0	0	0	E	0	0	0

Goaltender	GP	MIN	GA	SO	EN	GAA	W-L-T
Al Jensen	40	2,358	135	1#	1	3.43	22-12-6
Pat Riffin	38	2,161	121	0#	4	3.36	16-9-9
Dave Parro	6	261	19	0	1	4.37	1-3-1
Robbie Moore	1	20	1	0	1	3.00	0-1-0

Shared team shutout on 4/3

* Indicates rookie

Date	Opponent	Result	Record	Pts
10/6	@ NY Rangers	W 5-4	1-0-0	2
10/9	Philadelphia	L 2-3	1-1-0	2
10/10	@ Philadelphia	L 4-6	1-2-0	2
10/13	@ Toronto	W 5-3	2-2-0	4
10/16	Buffalo	L 2-9	2-3-0	4
10/20	Montreal	T 3-3	2-3-1	5
10/21	@ NY Islanders	L 3-6	2-4-1	5
10/23	Minnesota	L 1-3	2-5-1	5
10/27	@ Pittsburgh	L 5-7	2-6-1	5
10/30	@ St. Louis	W 6-5	3-6-1	7
11/3	@ Chicago	T 3-3	3-6-2	8
11/5	St. Louis	L 3-4	3-7-2	8
11/7	Hartford	W 6-2	4-7-2	10
11/8	@ New Jersey	T 2-2	4-7-3	11
11/10	New Jersey	W 3-0	5-7-3	13
11/13	NY Islanders	W 3-1	6-7-3	15
11/16	Calgary	W 5-3	7-7-3	17
11/19	@ Winnipeg	T 3-3	7-7-4	18
11/21	@ Vancouver	L 3-5	7-8-4	18
11/23	@ Calgary	L 3-6	7-9-4	18
11/24	@ Edmonton	T 3-3	7-9-5	19
11/26	Toronto	W 5-3	8-9-5	21
11/28	NY Islanders	T 3-3	8-9-6	22
12/2	Pittsburgh	W 5-4	9-9-6	24
12/4	Chicago	W 4-2	10-9-6	26
12/7	Winnipeg	T 3-3	10-9-7	27
12/9	@ New Jersey	W 6-4	11-9-7	29
12/10	NY Rangers	T 4-4	11-9-8	30
12/12	Boston	W 4-3	12-9-8	32
12/14	Los Angeles	W 7-2	13-9-8	34
12/16	@ Minnesota	T 4-4	13-9-9	35
12/18	@ Pittsburgh	W 3-1	14-9-9	37
12/19	@ Philadelphia	W 3-1	15-9-9	39
12/23	@ NY Islanders	W 5-1	16-9-9	41
12/26	Philadelphia	L 3-6	16-10-9	41
12/28	Pittsburgh	W 6-3	17-10-9	43
12/30	@ Hartford	T 4-4	17-10-10	44
1/1	NY Rangers	L 2-7	17-11-10	44
1/2	@ Quebec	W 7-4	18-11-10	46
1/5	@ Detroit	W 5-2	19-11-10	48
1/6	Toronto	L 1-3	19-12-10	48
1/8	@ St. Louis	T 3-3	19-12-11	49
1/11	Los Angeles	L 7-9	19-13-11	49
1/14	@ Buffalo	L 2-3	19-14-11	49
1/15	Buffalo	L 2-4	19-15-11	49
1/18	Philadelphia	W 4-1	20-15-11	51
1/19	@ Chicago	W 6-4	21-15-11	53
1/21	Quebec	L 4-5	21-16-11	53
1/23	New Jersey	W 3-1	22-16-11	55
1/26	@ Pittsburgh	W 6-2	23-16-11	57
1/28	Pittsburgh	W 7-2	24-16-11	59
1/29	@ Montreal	T 3-3	24-16-12	60
2/1	Detroit	W 5-2	25-16-12	62
2/3	Minnesota	W 3-1	26-16-12	64
2/5	New Jersey	W 5-4	27-16-12	66
2/6	@ Quebec	T 4-4	27-16-13	67
2/10	@ NY Islanders	L 3-8	27-17-13	67
2/13	Winnipeg	W 6-1	28-17-13	69
2/16	@ NY Rangers	L 4-5	28-18-13	69
2/18	@ Vancouver	W 2-1	29-18-13	71
2/19	@ Los Angeles	T 3-3	29-18-14	72
2/23	@ Edmonton	L 3-6	29-19-14	72
2/24	@ Calgary	W 4-2	30-19-14	74
2/26	@ Montreal	L 1-4	30-20-14	74
3/2	Edmonton	L 3-5	30-21-14	74
3/3	@ NY Rangers	W 4-3	31-21-14	76
3/5	Philadelphia	W 4-3	32-21-14	78
3/8	@ New Jersey	W 5-4	33-21-14	80
3/12	@ NY Islanders	L 2-6	33-22-14	80
3/13	Boston	W 6-4	34-22-14	82
3/16	Hartford	W 5-4	35-22-14	84
3/17	@ Boston	W 2-1	36-22-14	86
3/20	@ Philadelphia	W 3-2	37-22-14	88
3/23	Vancouver	T 1-1	37-22-15	89
3/24	New Jersey	W 5-3	38-22-15	91
3/26	Pittsburgh	T 4-4	38-22-16	92
3/27	@ NY Rangers	L 4-5	38-23-16	92
3/30	NY Islanders	L 1-7	38-24-16	92
4/1	@ Detroit	L 7-8	38-25-16	92
4/3	NY Rangers	W 3-0	39-25-16	94

* Postponed from February 11 due to weather

1981-82

26-41-13, 65 points

	W	L	T	PTS
Home	16	16	8	40
Away	10	25	5	25
1st Half	12	25	3	27
2nd Half	14	16	10	38
October	1	11	0	2
November	5	4	2	12
December	4	9	1	9
January	4	5	5	13
February	6	6	1	13
March	4	6	4	12
April	2	0	0	4

Head Coach

Gary Green 1-12-0

Roger Crozier (Nov. 5) 0-1-0

Bryan Murray (Nov. 11) 25-28-13



BOB CARPENTER

Player	GP	G	A	PTS	PIM	+/-	PP	SH	GW
Dennis Maruk	80	60	76	136	128	-4	20	2	1
Ryan Walter	78	38	49	87	142	-3	19	1	3
Mike Gartner	80	35	45	80	121	-11	5	2	5
*Bob Carpenter	80	32	35	67	69	-23	7	1	3
*Chris Valentine	60	30	37	67	92	-15	18	0	5
Bengt Gustafsson	70	26	34	60	40	-20	3	0	2
Darren Veitch	67	9	44	53	54	-17	5	0	1
Greg Theberge	57	5	32	37	49	-8	2	0	0
Bobby Gould	76	21	13	34	73	-5	1	0	2
Washington	60	18	13	31	69	-3	1	0	1
Rick Green	65	3	25	28	93	-12	1	0	0
Terry Murray	74	3	22	25	60	-14	0	0	0
Doug Hicks	51	3	21	24	66	-1	1	0	0
Washington	12	0	1	1	11	-7	0	0	0
*Gaetan Duchesne	74	9	14	23	46	-6	0	0	1
*Torrie Robertson	54	8	13	21	204	-1	3	0	0
Lee Norwood	28	7	10	17	127	8	3	0	1
Washington	26	7	10	17	125	7	3	0	1
Tim Tookey	28	8	8	16	3	-9	5	0	0
Glen Currie	43	7	7	14	14	-2	0	1	0
Wes Jarvis	26	1	12	13	18	5	0	0	0
*Lou Franceschetti	30	2	10	12	23	-4	0	0	1
*Timo Blomqvist	44	1	11	12	62	-17	0	0	0
Paul MacKinnon	39	2	9	11	35	-10	0	0	0
Randy Holt	61	2	6	8	259	-11	0	0	0
Washington	53	2	6	8	250	-7	0	0	0
Jim McTaggart	19	2	4	6	20	-2	0	1	1
Tony Cassolato	12	1	4	5	4	1	0	0	0
Bob Kelly	16	0	4	4	12	-12	0	0	0
*Todd Bidner	12	2	1	3	7	E	0	0	1
Jean Pronovost	10	1	2	3	4	-7	0	0	0
Alan Hangsleben	17	1	1	2	19	-3	0	0	0
Tom Rowe	6	1	1	2	18	E	0	0	0
Howard Walker	16	0	2	2	26	-9	0	0	0
*Al Jensen	26	0	2	2	6	E	0	0	0
*Mike Sittala	3	1	0	1	2	-1	0	0	0
Mike Palmateer	11	0	1	1	6	E	0	0	0
Dave Parro	52	0	1	1	4	E	0	0	0
Pierre Bouchard	1	0	0	0	10	-2	0	0	0
*Tony Camazzola	3	0	0	0	4	1	0	0	0
*Jay Johnston	6	0	0	0	4	-2	0	0	0
*Harvie Pocza	2	0	0	0	2	-2	0	0	0
*Eric Calder	1	0	0	0	0	E	0	0	0
Errol Rausse	2	0	0	0	0	-2	0	0	0
*Jim McGeough	4	0	0	0	0	-2	0	0	0
Goaltender	GP	MIN	GA	SO	EN	GAA	W-L-T		
Al Jensen	26	1,274	81	0	0	3.81	8-8-4		
Dave Parro	52	2,942	206	1	4	4.20	16-26-7		
Mike Palmateer	11	584	47	0	0	4.83	2-7-2		

* Indicates rookie


Date	Opponent	Result	Record	Pts
10/7	@ Buffalo	L 3-5	0-1-0	0
10/10	Detroit	W 6-3	1-1-0	2
10/11	@ Boston	L 3-6	1-2-0	2
10/14	Philadelphia	L 4-5	1-3-0	2
10/15	@ Philadelphia	L 2-5	1-4-0	2
10/17	Buffalo	L 2-4	1-5-0	2
10/21	Quebec	L 3-6	1-6-0	2
10/23	NY Islanders	L 2-4	1-7-0	2
10/24	@ NY Islanders	L 4-6	1-8-0	2
10/28	@ Vancouver	L 0-3	1-9-0	2
10/29	@ Los Angeles	L 3-4	1-10-0	2
10/31	@ Colorado	L 4-6	1-11-0	2
11/4	Minnesota	L 1-6	1-12-0	2
11/7	NY Rangers	L 1-3	1-13-0	2
11/11	Pittsburgh	L 2-3	1-14-0	2
11/13	Detroit	T 3-3	1-14-1	3
11/14	@ Hartford	W 4-0	2-14-1	5
11/18	Colorado	W 7-1	3-14-1	7
11/21	Philadelphia	W 10-4	4-14-1	9
11/22	@ Philadelphia	W 3-2	5-14-1	11
11/25	@ Minnesota	T 4-4	5-14-2	12
11/27	Montreal	W 5-2	6-14-2	14
11/28	@ Hartford	L 2-6	6-15-2	14
12/2	Calgary	W 9-3	7-15-2	16
12/4	Winnipeg	W 7-3	8-15-2	18
12/5	@ Toronto	L 4-9	8-16-2	18
12/9	@ Chicago	L 3-7	8-17-2	18
12/11	Toronto	W 11-2	9-17-2	20
12/12	@ Pittsburgh	L 4-7	9-18-2	20
12/14	@ Montreal	L 3-6	9-19-2	20
12/17	@ NY Islanders	L 1-4	9-20-2	20
12/19	Chicago	L 4-6	9-21-2	20
12/20	@ NY Rangers	W 3-2	10-21-2	22
12/23	Boston	L 4-7	10-22-2	22
12/26	NY Rangers	T 4-4	10-22-3	23
12/27	@ Buffalo	L 2-3	10-23-3	23
12/30	@ Pittsburgh	L 2-6	10-24-3	23
1/2	Vancouver	W 5-2	11-24-3	25
1/3	@ NY Rangers	W 4-3	12-24-3	27
1/5	@ Quebec	L 0-3	12-25-3	27
1/7	Los Angeles	T 3-3	12-25-4	28
1/9	@ St. Louis	L 4-7	12-26-4	28
1/13	Edmonton	T 6-6	12-26-5	29
1/16	@ Detroit	T 5-5	12-26-6	30
1/17	NY Islanders	T 2-2	12-26-7	31
1/20	@ Winnipeg	L 0-3	12-27-7	31
1/23	@ Boston	L 1-3	12-28-7	31
1/24	@ NY Rangers	T 4-4	12-28-8	32
1/27	NY Rangers	L 4-5	12-29-8	32
1/30	Chicago	W 5-2	13-29-8	34
1/31	Pittsburgh	W 8-3	14-29-8	36
2/2	@ NY Islanders	L 6-7	14-30-8	36
2/4	NY Islanders	L 2-5	14-31-8	36
2/6	@ Pittsburgh	W 6-4	15-31-8	38
2/7	Quebec	T 5-5	15-31-9	39
2/11	@ Calgary	W 5-3	16-31-9	41
2/12	@ Edmonton	L 3-5	16-32-9	41
2/14	@ Colorado	L 3-5	16-33-9	41
2/17	@ Los Angeles	W 5-2	17-33-9	43
2/20	@ Minnesota	L 3-7	17-34-9	43
2/21	@ Winnipeg	W 6-3	18-34-9	45
2/25	St. Louis	W 9-1	19-34-9	47
2/27	Hartford	W 7-1	20-34-9	49
2/28	Edmonton	L 1-4	20-35-9	49
3/3	St. Louis	W 8-4	21-35-9	51
3/5	Calgary	W 8-6	22-35-9	53
3/7	@ Philadelphia	L 1-7	22-36-9	53
3/10	Pittsburgh	L 2-7	22-37-9	53
3/13	Philadelphia	W 6-3	23-37-9	55
3/14	@ NY Rangers	T 5-5	23-37-10	56
3/17	Vancouver	T 6-6	23-37-11	57
3/20	NY Rangers	L 3-4	23-38-11	57
3/21	NY Islanders	L 2-3	23-39-11	57
3/23	@ NY Islanders	L 1-8	23-40-11	57
3/25	@ Philadelphia	W 4-3	24-40-11	59
3/27	Philadelphia	T 4-4	24-40-12	60
3/28	Pittsburgh	L 5-6	24-41-12	60
3/31	@ Pittsburgh	T 4-4	24-41-13	61
4/3	@ Toronto	W 6-4	25-41-13	63
4/4	Montreal	W 3-1	26-41-13	65

1980-81

26-36-18, 70 points

	W	L	T	PTS
Home	16	17	7	39
Away	10	19	11	31
1st Half	13	16	11	37
2nd Half	13	20	7	33
October	3	4	3	9
November	5	2	6	16
December	5	7	2	12
January	5	8	1	11
February	1	7	4	6
March	5	7	2	12
April	2	1	0	4

Head Coach
Gary Green



DENNIS MARUK

Player	GP	G	A	PTS	PIM	+/-	PP	SH	GW
Dennis Maruk	80	50	47	97	87	-7	16	2	5
Mike Gartner	80	48	46	94	100	-5	13	0	3
Ryan Walter	80	24	45	69	150	-9	4	0	1
Bob Kelly	80	26	36	62	157	-13	8	0	4
Jean Pronovost	80	22	36	58	61	-9	6	1	4
Bengt Gustafsson	72	21	34	55	26	11	4	2	1
Dennis Ververgaert	79	14	27	41	40	-5	2	0	2
Rick Green	65	8	23	31	91	-15	2	0	1
*Darren Veitch	59	4	21	25	46	-12	1	0	1
Alan Hangsleben	76	5	19	24	198	-7	0	0	0
*Tim Tookey	29	10	13	23	18	-6	6	0	1
Wes Jarvis	55	9	14	23	30	-9	0	1	0
Paul Mulvey	55	7	14	21	166	-9	1	0	0
Glen Currie	40	5	13	18	16	-5	2	1	0
Guy Charron	47	5	13	18	2	-4	2	1	0
Pat Ribble	67	3	15	18	103	-13	3	0	1
Rolf Edberg	45	8	8	16	6	1	0	0	0
*Howard Walker	64	2	10	12	100	9	2	0	0
Rick Smith	51	5	6	11	42	2	2	0	2
Washington	40	5	4	9	36	7	2	0	2
Pierre Bouchard	50	3	7	10	28	-18	0	0	0
Mike Palmateer	49	0	8	8	17	E	0	0	0
*Jim McTaggart	52	1	6	7	185	-5	0	0	0
Yvon Labre	25	2	4	6	100	-2	0	0	0
Mark Lofthouse	3	1	1	2	4	E	0	0	0
Errol Rausse	5	1	1	2	0	1	0	0	0
Greg Theberge	1	1	0	1	0	-2	0	0	0
*Archie Henderson	7	1	0	1	28	-1	0	0	0
*Dwayne Lowdermilk	2	0	1	1	2	-1	0	0	0
*Dave Parro	18	0	1	1	2	E	0	0	0
*Jay Johnston	2	0	0	0	9	E	0	0	0
Tony Cassolato	2	0	0	0	0	E	0	0	0
*Torrie Robertson	3	0	0	0	0	-2	0	0	0
Paul MacKinnon	14	0	0	0	22	5	0	0	0
Wayne Stephenson	20	0	0	0	4	E	0	0	0
Rollie Boutin	2	0	0	0	0	E	0	0	0
Gary Inness	3	0	0	0	0	E	0	0	0

Goaltender	GP	MIN	GA	SO	EN	GAA	W-L-T
Mike Palmateer	49	2,679	172	2	6	3.85	18-19-9
Wayne Stephenson	20	1,010	66	1	0	3.92	4-7-5
*Dave Parro	18	811	49	1	2	3.63	4-7-2
Gary Inness	3	180	9	0	1	3.00	0-1-2
Rollie Boutin	2	120	11	0	1	5.50	0-2-0

* Indicates rookie

Date	Opponent	Result	Record	Pts
10/10	Winnipeg	W 4-1	1-0-0	2
10/12	NY Islanders	L 1-2	1-1-0	2
10/15	Montreal	T 3-3	1-1-1	3
10/18	NY Rangers	W 8-2	2-1-1	5
10/19	@ Chicago	L 4-8	2-2-1	5
10/21	Chicago	W 2-0	3-2-1	7
10/24	St. Louis	L 2-3	3-3-1	7
10/25	@ St. Louis	T 3-3	3-3-2	8
10/29	@ Los Angeles	L 2-4	3-4-2	8
10/30	@ Colorado	T 5-5	3-4-3	9
11/1	@ Edmonton	T 2-2	3-4-4	10
11/2	@ Winnipeg	T 4-4	3-4-5	11
11/5	Los Angeles	L 3-5	3-5-5	11
11/8	Buffalo	T 3-3	3-5-6	12
11/9	@ Buffalo	T 3-3	3-5-7	13
11/12	@ Pittsburgh	W 3-1	4-5-7	15
11/15	@ Hartford	W 8-4	5-5-7	17
11/18	@ Quebec	L 2-6	5-6-7	17
11/20	Calgary	W 4-2	6-6-7	19
11/22	Boston	T 2-2	6-6-8	20
11/26	@ Detroit	T 7-7	6-6-9	21
11/28	Toronto	W 6-2	7-6-9	23
11/29	@ Toronto	W 7-3	8-6-9	25
12/3	Minnesota	T 3-3	8-6-10	26
12/6	Colorado	W 8-6	9-6-10	28
12/7	@ Boston	L 3-7	9-7-10	28
12/9	Vancouver	L 2-4	9-8-10	28
12/10	@ NY Rangers	L 2-6	9-9-10	28
12/12	Pittsburgh	L 2-6	9-10-10	28
12/14	Detroit	L 4-5	9-11-10	28
12/17	Edmonton	W 5-2	10-11-10	30
12/20	Philadelphia	L 2-5	10-12-10	30
12/21	@ Philadelphia	W 6-0	11-12-10	32
12/26	NY Rangers	W 7-3	12-12-10	34
12/27	@ Montreal	L 4-7	12-13-10	34
12/30	@ Vancouver	T 3-3	12-13-11	35
12/31	@ Winnipeg	W 5-3	13-13-11	37
1/3	@ Minnesota	L 0-3	13-14-11	37
1/4	Philadelphia	L 1-8	13-15-11	37
1/7	@ Edmonton	L 3-6	13-16-11	37
1/8	@ Calgary	L 0-6	13-17-11	37
1/10	@ Minnesota	L 2-3	13-18-11	37
1/12	@ Colorado	W 2-1	14-18-11	39
1/15	Los Angeles	W 3-0	15-18-11	41
1/17	@ NY Islanders	L 4-6	15-19-11	41
1/18	Hartford	W 3-2	16-19-11	43
1/21	Minnesota	L 1-2	16-20-11	43
1/24	Buffalo	L 4-7	16-21-11	43
1/27	Winnipeg	W 4-3	17-21-11	45
1/29	Vancouver	W 3-1	18-21-11	47
1/31	@ Pittsburgh	T 4-4	18-21-12	48
2/1	Edmonton	W 7-4	19-21-12	50
2/3	@ Vancouver	T 3-3	19-21-13	51
2/5	@ Calgary	L 2-5	19-22-13	51
2/7	@ Los Angeles	T 4-4	19-22-14	52
2/12	@ Buffalo	L 3-6	19-23-14	52
2/14	@ Montreal	L 1-6	19-24-14	52
2/18	Chicago	T 5-5	19-24-15	53
2/21	@ NY Rangers	L 4-6	19-25-15	53
2/22	Quebec	L 7-11	19-26-15	53
2/25	@ Chicago	T 2-2	19-26-16	54
2/26	Pittsburgh	L 5-7	19-27-16	54
2/28	@ St. Louis	L 4-7	19-28-16	54
3/3	Calgary	L 3-6	19-29-16	54
3/4	@ Quebec	L 4-7	19-30-16	54
3/8	Toronto	W 7-3	20-30-16	56
3/10	Colorado	W 4-3	21-30-16	58
3/11	@ Hartford	W 5-2	22-30-16	60
3/13	Boston	L 1-7	22-31-16	60
3/14	@ Toronto	L 3-5	22-32-16	60
3/18	Quebec	L 4-6	22-33-16	60
3/21	St. Louis	T 3-3	22-33-17	61
3/22	Montreal	T 2-2	22-33-18	62
3/24	@ Philadelphia	W 5-2	23-33-18	64
3/26	@ Detroit	W 2-0	24-33-18	66
3/27	Hartford	L 3-5	24-34-18	66
3/29	NY Islanders	L 4-5	24-35-18	66
4/2	@ Boston	W 3-2	25-35-18	68
4/4	@ NY Islanders	L 1-4	25-36-18	68
4/5	Detroit	W 7-2	26-36-18	70

1979-80

27-40-13, 67 points

	W	L	T	PTS
Home	20	14	6	46
Away	7	26	7	21
1st Half	11	23	6	28
2nd Half	16	17	7	39
October	3	6	1	7
November	1	10	3	5
December	5	7	1	11
January	4	5	3	11
February	6	5	2	14
March	7	6	2	16
April	1	1	1	3

Head Coach

Dan Belisle 4-10-2

Gary Green (Nov. 14) 23-30-11



BENGT GUSTAFSSON

Player	GP	G	A	PTS	PIM	+/-	PP	SH	GW
Mike Gartner	77	36	32	68	66	15	4	0	3
Ryan Walter	80	24	42	66	106	-1	12	1	1
*Bengt Gustafsson	80	22	38	60	17	-17	6	1	3
Robert Picard	78	11	43	54	122	-21	5	0	1
Rolf Edberg	63	23	23	46	12	-5	4	1	7
Alan Hangsleben	74	13	22	35	114	10	2	0	2
Washington	37	10	7	17	45	1	2	0	1
Paul Mulvey	77	15	19	34	240	-8	2	0	3
Mark Lofthouse	68	15	18	33	20	-4	1	0	1
Bob Sirois	49	15	17	32	18	-5	4	1	2
Guy Charron	33	11	20	31	6	-2	5	0	1
Dennis Maruk	27	10	17	27	8	E	1	1	0
Wes Jarvis	63	11	15	26	8	-3	0	0	0
Rick Green	71	4	20	24	52	-10	0	0	1
*Antero Lehtonen	65	9	12	21	14	-4	2	0	1
Mike Kaszycki	28	7	10	17	10	-5	1	0	0
Leif Svensson	47	4	11	15	21	-10	0	0	0
Pierre Bouchard	54	5	9	14	16	-7	0	0	0
*Paul MacKinnon	63	1	11	12	22	-1	0	0	0
Pat Ribble	55	2	9	11	52	-15	0	0	0
Washington	19	1	5	6	30	2	0	0	0
*Errol Rausse	24	6	2	8	0	4	0	0	0
Peter Scamurra	23	3	5	8	6	-1	1	0	0
Greg Polis	28	1	5	6	19	-6	0	0	0
Yvon Labre	18	0	5	5	38	3	0	0	0
*Tim Coulis	19	1	2	3	27	-6	0	0	0
*Glen Currie	32	2	0	2	2	-2	0	0	0
Dennis Hextall	15	1	1	2	49	-5	0	0	0
Wayne Stephenson	56	0	2	2	20	E	0	0	0
Tony Cassolato	9	0	2	2	0	2	0	0	0
*Brent Tremblay	9	1	0	1	6	1	0	0	0
Gary Rissling	11	0	1	1	49	-6	0	0	0
*Rollie Boutin	18	0	1	1	6	E	0	0	0
*Greg Theberge	12	0	1	1	0	-3	0	0	0
Gary Inness	14	0	0	0	2	E	0	0	0
*Harvie Pocz	1	0	0	0	0	E	0	0	0

Goaltender	GP	MIN	GA	SO	EN	GAA	W-L-T
Wayne Stephenson	56	3,146	187	0	5	3.57	18-24-10
*Rollie Boutin	18	927	54	0	0	3.50	7-7-1
Gary Inness	14	727	44	0	3	3.63	2-9-2

* Indicates rookie

Date	Opponent	Result	Record	Pts
10/11	@ Buffalo	L 3-6	0-1-0	0
10/13	Boston	L 2-5	0-2-0	0
10/14	@ NY Rangers	W 5-3	1-2-0	2
10/16	Los Angeles	W 8-6	2-2-0	4
10/19	Toronto	L 3-5	2-3-0	4
10/20	@ Pittsburgh	L 1-5	2-4-0	4
10/24	@ Los Angeles	L 3-5	2-5-0	4
10/27	@ Vancouver	L 3-5	2-6-0	4
10/28	@ Edmonton	W 6-4	3-6-0	6
10/30	Montreal	T 2-2	3-6-1	7
11/2	@ Winnipeg	T 1-1	3-6-2	8
11/3	@ Minnesota	L 1-7	3-7-2	8
11/5	@ Montreal	L 0-2	3-8-2	8
11/7	Winnipeg	W 6-3	4-8-2	10
11/10	Buffalo	L 3-5	4-9-2	10
11/13	Edmonton	L 3-5	4-10-2	10
11/15	@ Boston	L 2-3	4-11-2	10
11/16	Detroit	L 2-4	4-12-2	10
11/18	Atlanta	L 2-4	4-13-2	10
11/20	@ Colorado	T 3-3	4-13-3	11
11/21	@ Chicago	L 0-4	4-14-3	11
11/24	Buffalo	L 1-6	4-15-3	11
11/25	@ Quebec	T 2-2	4-15-4	12
11/28	Toronto	L 2-4	4-16-4	12
12/1	Quebec	W 7-2	5-16-4	14
12/2	@ Buffalo	L 0-2	5-17-4	14
12/4	Hartford	T 3-3	5-17-5	15
12/7	Pittsburgh	L 3-5	5-18-5	15
12/8	@ St. Louis	L 1-5	5-19-5	15
12/12	Minnesota	L 4-5	5-20-5	15
12/15	NY Rangers	W 5-4	6-20-5	17
12/19	@ Hartford	L 4-5	6-21-5	17
12/21	Vancouver	W 2-1	7-21-5	19
12/22	@ NY Islanders	L 1-2	7-22-5	19
12/26	@ Toronto	W 8-2	8-22-5	21
12/28	Chicago	W 6-2	9-22-5	23
12/30	@ NY Rangers	L 2-5	9-23-5	23
1/4	@ Hartford	W 6-3	10-23-5	25
1/5	@ Minnesota	T 2-2	10-23-6	26
1/11	Vancouver	W 7-4	11-23-6	28
1/12	@ NY Islanders	L 2-5	11-24-6	28
1/15	@ Philadelphia	L 4-7	11-25-6	28
1/16	Edmonton	L 2-5	11-26-6	28
1/19	Philadelphia	T 4-4	11-26-7	29
1/20	@ Quebec	L 2-3	11-27-7	29
1/22	Winnipeg	W 5-4	12-27-7	31
1/26	Quebec	T 1-1	12-27-8	32
1/27	NY Islanders	W 7-1	13-27-8	34
1/30	@ Chicago	L 2-5	13-28-8	34
2/1	@ Atlanta	L 2-4	13-29-8	34
2/2	NY Rangers	L 3-6	13-30-8	34
2/6	@ Detroit	T 2-2	13-30-9	35
2/8	@ Winnipeg	W 6-3	14-30-9	37
2/12	@ Los Angeles	W 5-2	15-30-9	39
2/15	@ Edmonton	L 2-8	15-31-9	39
2/16	@ Vancouver	W 5-3	16-31-9	41
2/19	Montreal	W 3-1	17-31-9	43
2/21	@ Atlanta	L 0-3	17-32-9	43
2/23	Chicago	W 6-2	18-32-9	45
2/24	@ Colorado	T 1-1	18-32-10	46
2/26	Los Angeles	W 5-3	19-32-10	48
2/28	@ Detroit	L 1-4	19-33-10	48
3/1	@ Montreal	L 3-6	19-34-10	48
3/2	Colorado	L 1-3	19-35-10	48
3/5	St. Louis	W 7-5	20-35-10	50
3/8	Hartford	W 9-5	21-35-10	52
3/9	NY Islanders	W 3-1	22-35-10	54
3/12	Boston	W 6-4	23-35-10	56
3/15	Detroit	W 5-2	24-35-10	58
3/16	@ Boston	T 3-3	24-35-11	59
3/18	Colorado	W 4-1	25-35-11	61
3/21	Minnesota	L 3-4	25-36-11	61
3/22	@ St. Louis	L 2-6	25-37-11	61
3/24	@ Toronto	L 1-6	25-38-11	61
3/26	St. Louis	W 4-2	26-38-11	63
3/29	Philadelphia	T 3-3	26-38-12	64
3/30	@ Pittsburgh	L 0-4	26-39-12	64
4/1	Pittsburgh	W 6-2	27-39-12	66
4/3	@ Philadelphia	L 2-4	27-40-12	66
4/5	Atlanta	T 4-4	27-40-13	67

1978-79

24-41-15, 63 points

	W	L	T	PTS
Home	15	19	6	36
Away	9	22	9	27
1st Half	10	23	7	27
2nd Half	14	18	8	36
October	1	5	2	4
November	4	9	2	10
December	3	8	3	9
January	9	5	1	19
February	1	7	2	4
March	3	6	5	11
April	3	1	0	6

Head Coach
Dan Belisle



ROBERT PICARD

Player	GP	G	A	PTS	PIM	+/-	PP	SH	GW
Dennis Maruk	78	31	59	90	71	-15	6	2	3
Washington	76	31	59	90	71	-14	6	2	3
Guy Charron	80	28	42	70	24	-14	9	0	4
Robert Picard	77	21	44	65	85	3	8	0	2
Tom Rowe	69	31	30	61	137	-6	4	0	4
*Ryan Walter	69	28	28	56	70	-1	6	0	1
Bob Sirois	73	29	25	54	6	-6	9	0	3
*Rolf Edberg	76	14	27	41	6	11	1	0	2
Rick Green	71	8	33	41	62	-45	2	1	0
*Leif Svensson	74	2	29	31	28	-3	0	0	0
Bob Girard	79	9	15	24	36	-15	0	0	0
Mark Lofthouse	52	13	10	23	10	-11	1	0	0
Dennis Hextall	46	6	17	23	76	10	2	0	0
Washington	26	2	9	11	43	-13	0	0	0
Greg Polis	25	13	7	20	14	4	6	0	1
Washington	19	12	6	18	6	3	6	0	1
Blair Stewart	45	7	12	19	48	1	0	0	0
Gord Lane	64	3	15	18	147	-15	0	0	0
Yvon Labre	51	1	13	14	80	7	0	0	0
Michel Bergeron	30	7	6	13	7	-18	1	0	1
*Paul Mulvey	55	7	4	11	81	-18	1	0	1
Greg Carroll	24	5	6	11	12	-2	0	0	0
Peter Scamurra	30	3	5	8	12	-13	0	1	0
Jack Lynch	30	2	6	8	14	2	1	0	0
*Gary Rissling	26	3	3	6	127	-5	1	0	1
Gerry Meehan	18	2	4	6	0	-3	1	0	1
Bill Riley	24	2	2	4	64	-6	0	0	0
Ron Lalonde	18	1	3	4	4	-1	0	1	0
Eddy Godin	9	0	3	3	6	-2	0	0	0
Gary Inness	37	0	2	2	6	E	0	0	0
Chuck Arnason	13	0	2	2	4	-1	0	0	0
Craig Patrick	3	1	1	2	0	-1	0	0	0
Doug Patey	6	1	0	1	2	-2	0	0	0
Dave Forbes	2	0	1	1	2	E	0	0	0
Gord Smith	39	0	1	1	22	-7	0	0	0
Bryan Watson	20	0	1	1	36	-7	0	0	0
Jim Bedard	30	0	0	0	6	E	0	0	0
Bernie Wolfe	18	0	0	0	15	E	0	0	0
*Nelson Burton	3	0	0	0	13	-2	0	0	0
Mike Marson	4	0	0	0	0	-3	0	0	0
*Rollie Boutin	2	0	0	0	0	E	0	0	0
Rick Bragnalo	2	0	0	0	0	-1	0	0	0
*Brent Tremblay	1	0	0	0	0	E	0	0	0
Pierre Bouchard	1	0	0	0	0	1	0	0	0

Goaltender	GP	MIN	GA	SO	EN	GAA	W-L-T
Gary Inness	37	2,107	130	0	2	3.70	14-14-8
Jim Bedard	30	1,740	126	0	1	4.35	6-17-6
Bernie Wolfe	18	863	68	0	0	4.73	4-9-1
*Rollie Boutin	2	90	10	0	1	6.67	0-1-0

* Indicates rookie

Date	Opponent	Result	Record	Pts
10/11	@ Los Angeles	W 4-2	1-0-0	2
10/13	@ Atlanta	T 3-3	1-0-1	3
10/14	Atlanta	L 3-6	1-1-1	3
10/18	Chicago	L 2-4	1-2-1	3
10/20	Los Angeles	L 4-6	1-3-1	3
10/21	@ Pittsburgh	L 1-5	1-4-1	3
10/25	@ Chicago	T 2-2	1-4-2	4
10/28	@ Los Angeles	L 1-5	1-5-2	4
11/1	Pittsburgh	W 6-4	2-5-2	6
11/2	@ Montreal	L 2-4	2-6-2	6
11/4	@ NY Islanders	L 1-4	2-7-2	6
11/5	Detroit	T 3-3	2-7-3	7
11/8	Montreal	L 0-6	2-8-3	7
11/9	@ Boston	L 2-6	2-9-3	7
11/11	Buffalo	L 0-2	2-10-3	7
11/14	Atlanta	W 8-7	3-10-3	9
11/15	@ Minnesota	W 3-2	4-10-3	11
11/17	NY Islanders	L 2-4	4-11-3	11
11/21	@ St. Louis	W 4-3	5-11-3	13
11/22	St. Louis	L 1-3	5-12-3	13
11/25	Boston	T 5-5	5-12-4	14
11/26	@ NY Rangers	L 4-9	5-13-4	14
11/29	@ Pittsburgh	L 3-5	5-14-4	14
12/1	Pittsburgh	L 4-7	5-15-4	14
12/2	@ St. Louis	L 2-5	5-16-4	14
12/4	@ Los Angeles	L 2-10	5-17-4	14
12/5	@ Colorado	W 4-1	6-17-4	16
12/9	@ Vancouver	W 7-5	7-17-4	18
12/12	Colorado	L 3-4	7-18-4	18
12/14	@ Boston	L 2-5	7-19-4	18
12/15	Minnesota	L 1-6	7-20-4	18
12/17	Toronto	W 7-6	8-20-4	20
12/19	Philadelphia	T 4-4	8-20-5	21
12/21	@ Philadelphia	L 2-5	8-21-5	21
12/23	@ Detroit	T 2-2	8-21-6	22
12/27	@ Minnesota	L 1-6	8-22-6	22
12/30	@ Toronto	T 5-5	8-22-7	23
1/3	Los Angeles	W 8-3	9-22-7	25
1/6	@ Detroit	W 4-1	10-22-7	27
1/7	@ Chicago	L 3-5	10-23-7	27
1/9	Philadelphia	L 2-5	10-24-7	27
1/11	@ Buffalo	L 2-6	10-25-7	27
1/12	Colorado	W 8-1	11-25-7	29
1/14	Vancouver	W 5-3	12-25-7	31
1/16	@ NY Islanders	L 2-6	12-26-7	31
1/19	Detroit	W 5-1	13-26-7	33
1/20	@ Pittsburgh	W 5-2	14-26-7	35
1/24	NY Rangers	W 5-1	15-26-7	37
1/27	Chicago	W 4-1	16-26-7	39
1/28	Toronto	T 2-2	16-26-8	40
1/30	@ Detroit	L 4-7	16-27-8	40
1/31	Los Angeles	W 5-3	17-27-8	42
2/3	Vancouver	L 1-5	17-28-8	42
2/4	Montreal	L 4-8	17-29-8	42
2/15	@ Colorado	W 9-3	18-29-8	44
2/17	@ Montreal	L 0-2	18-30-8	44
2/18	@ NY Rangers	T 6-6	18-30-9	45
2/20	@ Atlanta	L 3-5	18-31-9	45
2/21	Detroit	L 3-4	18-32-9	45
2/24	Buffalo	L 4-6	18-33-9	45
2/25	Montreal	L 5-8	18-34-9	45
2/28	@ Los Angeles	T 3-3	18-34-10	46
3/2	@ Vancouver	W 6-2	19-34-10	48
3/4	Minnesota	W 5-4	20-34-10	50
3/5	Montreal	T 2-2	20-34-11	51
3/10	St. Louis	W 7-5	21-34-11	53
3/11	@ Detroit	T 3-3	21-34-12	54
3/14	Detroit	L 1-4	21-35-12	54
3/17	Pittsburgh	L 2-5	21-36-12	54
3/18	@ Buffalo	T 3-3	21-36-13	55
3/20	NY Rangers	T 2-2	21-36-14	56
3/21	@ Pittsburgh	T 2-2	21-36-15	57
3/24	@ Montreal	L 1-3	21-37-15	57
3/25	@ Philadelphia	L 4-7	21-38-15	57
3/28	@ Toronto	L 2-6	21-39-15	57
3/31	Boston	L 1-4	21-40-15	57
4/1	NY Islanders	W 6-4	22-40-15	59
4/3	Los Angeles	W 6-2	23-40-15	61
4/7	@ Montreal	L 3-10	23-41-15	61
4/8	Pittsburgh	W 5-2	24-41-15	63

1977-78

17-49-14, 48 points

	W	L	T	PTS
Home	10	23	7	27
Away	7	26	7	21
1st Half	8	23	9	25
2nd Half	9	26	5	23
October	2	5	0	4
November	0	10	5	5
December	4	6	3	11
January	3	9	3	9
February	3	10	0	6
March	2	8	2	6
April	3	1	1	7

Head Coach
Tom McVie



GERRY MEEHAN

Player	GP	G	A	PTS	PIM	+/-	PP	SH	GW
Guy Charron	80	38	35	73	12	-25	4	0	3
Bob Sirois	72	24	37	61	6	-11	5	0	1
Gerry Meehan	78	19	24	43	10	-41	7	0	2
*Robert Picard	75	10	27	37	101	-26	2	0	4
Bill Riley	57	13	12	25	125	-15	5	0	0
Bob Girard	52	9	14	23	6	-3	1	0	2
Dave Forbes	77	11	11	22	119	-34	0	0	0
*Tom Rowe	63	13	8	21	82	-18	1	0	0
Bill Collins	74	10	9	19	18	-32	0	1	1
Ace Bailey	40	7	12	19	28	-12	0	0	2
Rick Green	60	5	14	19	67	-35	4	0	1
Rick Bragnalo	44	2	13	15	22	-6	0	0	0
Bryan Watson	79	3	11	14	167	-12	0	1	0
Gord Smith	80	4	7	11	78	-20	0	0	1
Larry Bolonchuk	49	3	8	11	79	-19	0	0	0
Gord Lane	69	2	9	11	195	-19	0	0	0
Jean Lemieux	16	3	7	10	0	-12	3	0	0
Jack Lynch	29	1	8	9	4	-13	0	0	0
Mike Marson	46	4	4	8	101	1	0	0	0
Craig Patrick	44	1	7	8	4	-8	1	0	0
Yvon Labre	22	0	8	8	41	E	0	0	0
*Eddy Godin	18	3	3	6	6	-14	0	0	0
Ron Lalonde	67	1	5	6	16	-18	0	0	0
Walt McKechnie	16	4	1	5	0	-14	1	0	0
Doug Gibson	11	2	1	3	0	-3	0	0	0
*Mark Lofthouse	18	2	1	3	8	-5	0	0	0
*Jim Bedard	43	0	2	2	4	E	0	0	0
*Nelson Burton	5	1	0	1	8	-3	0	0	0
Doug Patey	2	0	1	1	0	1	0	0	0
Blair Stewart	8	0	1	1	9	-3	0	0	0
Tony White	1	0	0	0	0	-4	0	0	0
Gary Smith	17	0	0	0	6	E	0	0	0
Bernie Wolfe	25	0	0	0	0	E	0	0	0

Goaltender	GP	MIN	GA	SO	EN	GAA	W-L-T
*Jim Bedard	43	2,492	152	1	4	3.66	11-23-7
Bernie Wolfe	25	1,328	94	0	1	4.25	4-14-4
Gary Smith	17	980	68	0	2	4.16	2-12-3

* Indicates rookie

Date	Opponent	Result	Record	Pts
10/14	Pittsburgh	W 2-1	1-0-0	2
10/15	@ Cleveland	L 2-4	1-1-0	2
10/19	Montreal	L 3-5	1-2-0	2
10/24	@ Montreal	L 1-5	1-3-0	2
10/26	@ Atlanta	W 6-2	2-3-0	4
10/28	@ Colorado	L 1-8	2-4-0	4
10/29	@ Minnesota	L 4-7	2-5-0	4
11/2	Chicago	T 2-2	2-5-1	5
11/3	@ Philadelphia	L 1-4	2-6-1	5
11/5	Philadelphia	L 1-3	2-7-1	5
11/8	Los Angeles	L 1-5	2-8-1	5
11/9	@ Detroit	T 1-1	2-8-2	6
11/11	Toronto	L 1-3	2-9-2	6
11/13	NY Islanders	L 0-6	2-10-2	6
11/15	@ St. Louis	T 2-2	2-10-3	7
11/16	@ Toronto	L 2-5	2-11-3	7
11/19	Buffalo	L 6-7	2-12-3	7
11/20	@ Buffalo	L 2-5	2-13-3	7
11/23	Atlanta	T 2-2	2-13-4	8
11/24	@ Boston	L 0-6	2-14-4	8
11/26	@ Toronto	T 4-4	2-14-5	9
11/29	@ Los Angeles	L 2-4	2-15-5	9
12/2	Cleveland	L 2-3	2-16-5	9
12/4	Pittsburgh	L 2-4	2-17-5	9
12/6	Vancouver	L 2-5	2-18-5	9
12/7	@ Cleveland	W 5-3	3-18-5	11
12/10	@ Atlanta	L 1-5	3-19-5	11
12/11	St. Louis	W 2-1	4-19-5	13
12/13	@ Vancouver	L 1-3	4-20-5	13
12/17	@ Los Angeles	W 2-1	5-20-5	15
12/21	@ NY Rangers	T 5-5	5-20-6	16
12/23	Detroit	W 3-2	6-20-6	18
12/27	Boston	L 3-6	6-21-6	18
12/28	@ Pittsburgh	T 2-2	6-21-7	19
12/30	NY Rangers	T 3-3	6-21-8	20
1/2	Pittsburgh	W 3-2	7-21-8	22
1/4	Los Angeles	W 4-0	8-21-8	24
1/7	Buffalo	T 4-4	8-21-9	25
1/8	@ Chicago	L 1-3	8-22-9	25
1/11	Detroit	L 3-6	8-23-9	25
1/13	@ Minnesota	T 2-2	8-23-10	26
1/14	NY Islanders	L 0-4	8-24-10	26
1/18	@ Chicago	L 2-5	8-25-10	26
1/19	@ Boston	L 1-4	8-26-10	26
1/21	@ Pittsburgh	W 5-2	9-26-10	28
1/22	@ Detroit	L 3-6	9-27-10	28
1/25	Colorado	T 3-3	9-27-11	29
1/27	Boston	L 2-5	9-28-11	29
1/29	Minnesota	L 0-4	9-29-11	29
1/31	@ Vancouver	L 2-4	9-30-11	29
2/1	@ Los Angeles	L 3-8	9-31-11	29
2/4	@ NY Islanders	L 1-6	9-32-11	29
2/5	@ Buffalo	L 1-4	9-33-11	29
2/10	@ Cleveland	W 4-1	10-33-11	31
2/12	@ Philadelphia	L 1-4	10-34-11	31
2/14	Vancouver	L 2-4	10-35-11	31
2/17	Montreal	L 2-8	10-36-11	31
2/19	Minnesota	W 2-1	11-36-11	33
2/21	Los Angeles	L 1-4	11-37-11	33
2/23	@ Detroit	L 1-4	11-38-11	33
2/25	@ Toronto	L 0-4	11-39-11	33
2/26	Philadelphia	L 1-6	11-40-11	33
2/28	Colorado	W 7-4	12-40-11	35
3/4	@ St. Louis	T 3-3	12-40-12	36
3/8	@ Montreal	L 3-4	12-41-12	36
3/12	@ NY Rangers	L 2-8	12-42-12	36
3/15	Toronto	L 2-5	12-43-12	36
3/18	Cleveland	W 8-3	13-43-12	38
3/19	St. Louis	L 2-3	13-44-12	38
3/22	Chicago	L 2-6	13-45-12	38
3/24 *	NY Rangers	L 4-11	13-46-12	38
3/25	@ Montreal	L 0-5	13-47-12	38
3/26 **	Detroit	L 1-4	13-48-12	38
3/28	Boston	T 4-4	13-48-13	39
3/30	@ Colorado	W 4-3	14-48-13	41
4/1	@ NY Islanders	L 2-3	14-49-13	41
4/2	Montreal	T 4-4	14-49-14	42
4/4	Buffalo	W 4-3	15-49-14	44
4/8	@ Pittsburgh	W 6-4	16-49-14	46
4/9	Atlanta	W 4-2	17-49-14	48

* Postponed from March 3 due to snow

** Postponed from March 24 due to schedule conflict

1976-77

24-42-14, 62 points

	W	L	T	PTS
Home	17	15	8	42
Away	7	27	6	20
1st Half	11	23	6	28
2nd Half	13	19	8	34
October	2	6	2	6
November	5	8	0	10
December	3	8	2	8
January	6	6	4	16
February	2	6	5	9
March	6	6	1	13
April	0	2	0	0

Head Coach
Tom McVie



GUY CHARRON

Player	GP	G	A	PTS	PIM	+/-	PP	SH	GW
Guy Charron	80	36	46	82	10	-28	6	1	4
Gerry Meehan	80	28	36	64	13	-11	9	1	6
Hartland Monahan	79	23	27	50	37	-28	7	1	4
Ace Bailey	78	19	27	46	51	-21	2	0	2
Bob Sirois	45	13	22	35	2	1	1	0	1
Jack Lynch	75	5	25	30	90	-15	0	0	0
Ron Lalonde	76	12	17	29	24	-20	0	0	0
*Bill Riley	43	13	14	27	124	4	5	0	2
Bill Collins	63	12	15	27	30	-8	0	2	2
Washington	54	11	14	25	26	-7	0	2	1
Rick Bragnalo	80	11	12	23	16	-16	1	2	1
Tony White	72	12	9	21	44	-15	2	1	3
Craig Patrick	28	7	10	17	2	-10	1	0	0
*Gord Lane	80	2	15	17	207	-25	0	0	0
Bryan Watson	70	1	15	16	130	-3	0	0	0
Washington	56	1	14	15	91	-5	0	0	0
*Rick Green	45	3	12	15	16	-20	1	0	0
Yvon Labre	62	3	11	14	169	-5	0	2	0
Gord Smith	79	1	12	13	92	-27	1	0	0
Mike Lampman	22	6	5	11	4	-4	1	0	0
Jean Lemieux	15	4	4	8	2	-9	2	0	0
Harvey Bennett	18	2	6	8	34	-9	0	0	0
Blair Stewart	34	5	2	7	85	-6	0	0	0
Bob Paradise	22	0	5	5	20	-3	0	0	0
*Doug Patey	37	3	1	4	6	-15	0	0	0
*Tom Rowe	12	1	2	3	2	-6	0	0	0
Peter Scamurra	21	0	2	2	8	-6	0	0	0
Mike Marson	10	0	1	1	18	-1	0	0	0
Paul Nicholson	9	0	1	1	2	-6	0	0	0
Bernie Wolfe	37	0	1	1	2	E	0	0	0
*Alex Forsyth	1	0	0	0	0	E	0	0	0
Bill Mikkelsen	1	0	0	0	2	E	0	0	0
Roger Crozier	3	0	0	0	0	E	0	0	0
*Steve Self	3	0	0	0	0	-3	0	0	0
*Brian Kinsella	6	0	0	0	0	-2	0	0	0
Larry Bolonchuk	9	0	0	0	12	-12	0	0	0
Ron Low	54	0	0	0	4	E	0	0	0

Goaltender	GP	MIN	GA	SO	EN	GAA	W-L-T
Ron Low	54	2,918	188	0#	1	3.87	16-27-5
Bernie Wolfe	37	1,779	114	1	2	3.84	7-15-9
Roger Crozier	3	103	2	0#	0	1.17	1-0-0

Shared team shutout on 3/18

* Indicates rookie

Date	Opponent	Result	Record	Pts
10/5	Atlanta	W 6-5	1-0-0	2
10/7	@ Detroit	T 3-3	1-0-1	3
10/9	@ Cleveland	L 3-6	1-1-1	3
10/13	@ Vancouver	L 1-4	1-2-1	3
10/16	@ Los Angeles	L 1-7	1-3-1	3
10/19	Montreal	L 0-6	1-4-1	3
10/21	Los Angeles	T 5-5	1-4-2	4
10/24	@ Buffalo	L 1-2	1-5-2	4
10/29	@ Colorado	W 2-1	2-5-2	6
10/31	@ Chicago	L 4-5	2-6-2	6
11/3	@ Atlanta	L 0-7	2-7-2	6
11/5	Buffalo	L 2-3	2-8-2	6
11/7	Minnesota	W 4-1	3-8-2	8
11/9	Vancouver	W 4-2	4-8-2	10
11/10	@ NY Rangers	W 7-5	5-8-2	12
11/12	Chicago	L 4-5	5-9-2	12
11/14	Cleveland	L 2-3	5-10-2	12
11/18	@ Boston	L 2-3	5-11-2	12
11/19	Boston	L 1-4	5-12-2	12
11/21	Colorado	W 3-1	6-12-2	14
11/24	@ Atlanta	L 2-6	6-13-2	14
11/27	@ Minnesota	L 1-6	6-14-2	14
11/30	Pittsburgh	W 6-4	7-14-2	16
12/1	@ NY Rangers	L 1-4	7-15-2	16
12/3	Philadelphia	T 4-4	7-15-3	17
12/5	@ Boston	T 5-5	7-15-4	18
12/7	Vancouver	W 4-3	8-15-4	20
12/10	@ Cleveland	L 1-7	8-16-4	20
12/11	Cleveland	L 2-4	8-17-4	20
12/14	Los Angeles	L 2-4	8-18-4	20
12/17	Toronto	W 3-2	9-18-4	22
12/18	@ Pittsburgh	W 5-3	10-18-4	24
12/23	@ Philadelphia	L 2-5	10-19-4	24
12/26	@ Buffalo	L 2-5	10-20-4	24
12/28	NY Rangers	L 2-5	10-21-4	24
12/29	@ Colorado	L 1-3	10-22-4	24
1/1	@ Toronto	L 1-3	10-23-4	24
1/2	St. Louis	W 2-1	11-23-4	26
1/4	Detroit	T 2-2	11-23-5	27
1/6	Pittsburgh	T 3-3	11-23-6	28
1/8	@ Montreal	L 2-7	11-24-6	28
1/10	@ Detroit	W 2-0	12-24-6	30
1/11	Boston	L 2-3	12-25-6	30
1/15	@ NY Islanders	L 1-2	12-26-6	30
1/16	NY Islanders	T 2-2	12-26-7	31
1/18	Montreal	L 0-3	12-27-7	31
1/19	@ Buffalo	W 4-2	13-27-7	33
1/22	@ Montreal	L 2-5	13-28-7	33
1/23	St. Louis	W 6-3	14-28-7	35
1/27	Detroit	W 4-1	15-28-7	37
1/29	@ St. Louis	W 5-2	16-28-7	39
1/30	Philadelphia	T 5-5	16-28-8	40
2/2	@ Los Angeles	L 2-7	16-29-8	40
2/5	@ NY Islanders	T 3-3	16-29-9	41
2/6	@ Boston	L 2-5	16-30-9	41
2/9	@ Chicago	T 4-4	16-30-10	42
2/10	@ Philadelphia	L 2-9	16-31-10	42
2/12	@ Toronto	L 0-10	16-32-10	42
2/15	Minnesota	T 3-3	16-32-11	43
2/17	@ Minnesota	T 4-4	16-32-12	44
2/19	@ St. Louis	L 1-4	16-33-12	44
2/20	NY Islanders	T 2-2	16-33-13	45
2/22	Pittsburgh	W 3-1	17-33-13	47
2/25	Toronto	W 4-2	18-33-13	49
2/26	@ Pittsburgh	L 1-2	18-34-13	49
3/1	Los Angeles	L 2-3	18-35-13	49
3/3	Chicago	W 7-4	19-35-13	51
3/6	Atlanta	L 2-4	19-36-13	51
3/9	@ Vancouver	L 2-5	19-37-13	51
3/10	@ Los Angeles	L 0-6	19-38-13	51
3/13	@ Detroit	T 3-3	19-38-14	52
3/15	Cleveland	L 1-5	19-39-14	52
3/18	Colorado	W 5-0	20-39-14	54
3/20	Buffalo	L 2-6	20-40-14	54
3/25	NY Rangers	W 7-2	21-40-14	56
3/27	Toronto	W 7-4	22-40-14	58
3/29	Detroit	W 6-1	23-40-14	60
3/30	@ Pittsburgh	W 4-3	24-40-14	62
4/2	@ Montreal	L 0-11	24-41-14	62
4/3	Montreal	L 1-2	24-42-14	62

1975-76

11-59-10, 32 points

	W	L	T	PTS
Home	6	26	8	20
Away	5	33	2	12
1st Half	3	32	5	11
2nd Half	8	27	5	21
October	2	9	1	5
November	1	9	1	3
December	0	11	3	3
January	2	13	0	4
February	3	6	4	10
March	2	9	1	5
April	1	2	0	2

Head Coach
Milt Schmidt 3-28-5
Tom McVie (Dec. 31) 8-31-5



BERNIE WOLFE

Player	GP	G	A	PTS	PIM	+/-	PP	SH	GW
Nelson Pyatt	77	26	23	49	14	-56	5	0	0
*Hartland Monahan	80	17	29	46	35	-49	2	0	2
*Tony White	80	25	17	42	56	-43	7	0	2
Jean Lemieux	66	10	23	33	12	-17	6	0	1
Washington	33	6	14	20	2	-21	5	0	1
Ace Bailey	67	13	19	32	75	-42	2	0	2
Gerry Meehan	32	16	15	31	10	-7	3	0	0
*Bob Sirois	44	10	19	29	6	-33	4	0	0
Washington	43	10	19	29	6	-33	4	0	0
*Harvey Bennett	84	15	13	28	92	-23	2	0	1
Washington	49	12	10	22	39	-27	1	0	1
Ron Lalonde	80	9	19	28	19	-26	2	1	0
Stan Gilbertson	31	13	14	27	6	-25	5	0	0
Blair Stewart	74	13	14	27	113	-53	0	0	0
Bill Clement	46	10	17	27	20	-30	2	0	0
Greg Joly	54	8	17	25	28	-46	3	1	1
Jack Lynch	79	9	13	22	78	-52	5	0	1
Yvon Labre	80	2	20	22	146	-38	0	0	0
Tommy Williams	34	8	13	21	6	-33	2	0	0
Mike Lampman	27	7	12	19	28	-6	0	0	1
*Peter Scamurra	58	2	13	15	33	-38	1	0	0
*Rick Bragnalo	19	2	10	12	8	-4	0	0	0
Bob Gryp	46	6	5	11	12	-18	0	0	0
Mike Marson	57	4	7	11	50	-19	0	0	0
Bob Paradise	57	0	8	8	46	-48	0	0	0
Washington	48	0	8	8	42	-41	0	0	0
Willie Brossart	49	0	8	8	40	-49	0	0	0
Jack Egers	12	3	3	6	8	-2	2	0	0
Gord Smith	25	1	2	3	28	-22	1	0	0
*John Paddock	8	1	1	2	12	-5	0	0	0
Paul Nicholson	14	0	2	2	9	-4	0	0	0
*Gord Lane	3	1	0	1	12	-5	1	0	0
Larry Bolonchuk	1	0	1	1	0	-1	0	0	0
*Brian Kinsella	4	0	1	1	0	-2	0	0	0
Michel Belhumeur	7	0	1	1	0	E	0	0	0
Ron Low	43	0	0	0	2	E	0	0	0
*Bernie Wolfe	40	0	0	0	0	E	0	0	0
*Don McLean	9	0	0	0	6	-3	0	0	0
Ron Jones	2	0	0	0	0	-1	0	0	0
*Brian Stapleton	1	0	0	0	0	-2	0	0	0

Goaltender	GP	MIN	GA	SO	EN	GAA	W-L-T
Ron Low	43	2,289	208	0	3	5.45	6-31-2
Bernie Wolfe	40	2,134	148	0	2	4.16	5-23-7
Michel Belhumeur	7	377	32	0	1	5.09	0-5-1

* Indicates rookie

Date	Opponent	Result	Record	Pts
10/7	Pittsburgh	L 2-4	0-1-0	0
10/9	@ Philadelphia	L 4-5	0-2-0	0
10/11	@ Pittsburgh	L 5-7	0-3-0	0
10/14	@ Vancouver	L 2-7	0-4-0	0
10/15	@ Los Angeles	L 3-4	0-5-0	0
10/17	@ California	T 3-3	0-5-1	1
10/19	@ Buffalo	L 4-5	0-6-1	1
10/22	Kansas City	L 2-4	0-7-1	1
10/24	Toronto	L 3-6	0-8-1	1
10/26	@ Chicago	W 7-5	1-8-1	3
10/28	@ Los Angeles	L 0-6	1-9-1	3
10/30	@ Kansas City	W 6-2	2-9-1	5
11/1	@ NY Islanders	L 3-7	2-10-1	5
11/5	Los Angeles	L 1-3	2-11-1	5
11/9	St. Louis	L 3-5	2-12-1	5
11/12	Pittsburgh	T 6-6	2-12-2	6
11/14	Atlanta	L 1-4	2-13-2	6
11/15	@ St. Louis	L 2-9	2-14-2	6
11/18	@ Toronto	L 2-4	2-15-2	6
11/19	Vancouver	L 2-5	2-16-2	6
11/21	California	L 0-2	2-17-2	6
11/26	Los Angeles	W 7-2	3-17-2	8
11/29	@ Minnesota	L 3-5	3-18-2	8
12/3	Buffalo	T 4-4	3-18-3	9
12/4	@ Boston	L 2-3	3-19-3	9
12/6	@ Montreal	L 3-9	3-20-3	9
12/7	@ NY Rangers	L 2-5	3-21-3	9
12/9	@ Atlanta	L 1-7	3-22-3	9
12/10	Chicago	L 2-7	3-23-3	9
12/12	Detroit	L 3-5	3-24-3	9
12/14	Minnesota	T 4-4	3-24-4	10
12/17	Boston	L 2-3	3-25-4	10
12/19	Philadelphia	L 5-7	3-26-4	10
12/21	@ Buffalo	L 2-14	3-27-4	10
12/26	Minnesota	T 1-1	3-27-5	11
12/29	Montreal	L 0-6	3-28-5	11
12/31	@ Detroit	L 0-4	3-29-5	11
1/2	California	L 5-8	3-30-5	11
1/3	@ Montreal	L 0-7	3-31-5	11
1/6	Vancouver	L 3-5	3-32-5	11
1/8	@ St. Louis	L 2-4	3-33-5	11
1/9	California	L 0-5	3-34-5	11
1/11	Boston	L 4-7	3-35-5	11
1/13	Montreal	L 2-3	3-36-5	11
1/15	@ Buffalo	L 3-5	3-37-5	11
1/17	@ Minnesota	L 3-7	3-38-5	11
1/21	NY Islanders	L 2-5	3-39-5	11
1/23	NY Rangers	W 7-5	4-39-5	13
1/24	@ Pittsburgh	L 2-8	4-40-5	13
1/27	@ Los Angeles	L 0-2	4-41-5	13
1/28	@ California	W 4-2	5-41-5	15
1/30	@ Vancouver	L 2-4	5-42-5	15
2/4	@ Toronto	T 4-4	5-42-6	16
2/7	@ Kansas City	L 1-5	5-43-6	16
2/8	@ Chicago	L 2-4	5-44-6	16
2/10	Los Angeles	T 2-2	5-44-7	17
2/13	St. Louis	L 0-2	5-45-7	17
2/15	Detroit	W 8-5	6-45-7	19
2/16	Toronto	L 1-5	6-46-7	19
2/18	@ NY Rangers	L 4-11	6-47-7	19
2/21	@ Detroit	W 5-1	7-47-7	21
2/22	NY Islanders	L 0-4	7-48-7	21
2/24	Philadelphia	T 5-5	7-48-8	22
2/27	Boston	T 3-3	7-48-9	23
2/29	Chicago	W 4-1	8-48-9	25
3/6	@ NY Islanders	L 3-6	8-49-9	25
3/7	@ Boston	L 3-4	8-50-9	25
3/12	@ Atlanta	L 1-4	8-51-9	25
3/14	@ Montreal	L 1-5	8-52-9	25
3/16	NY Rangers	W 5-2	9-52-9	27
3/19	Pittsburgh	L 3-7	9-53-9	27
3/20	@ Toronto	L 3-7	9-54-9	27
3/23	Kansas City	T 5-5	9-54-10	28
3/24	@ Detroit	L 3-7	9-55-10	28
3/26	Buffalo	L 1-4	9-56-10	28
3/28	Atlanta	L 1-3	9-57-10	28
3/30	Detroit	W 5-3	10-57-10	30
4/1	@ Philadelphia	L 2-11	10-58-10	30
4/3	@ Pittsburgh	W 5-4	11-58-10	32
4/4	Montreal	L 3-4	11-59-10	32

1974-75

	W	L	T	PTS
Home	7	28	5	19
Away	1	39	0	2
1st Half	3	33	4	10
2nd Half	5	34	1	11
October	1	8	1	3
November	1	10	2	4
December	1	12	1	3
January	1	11	1	3
February	2	12	0	4
March	1	12	0	2
April	1	2	0	2

Head Coach

Jimmy Anderson 4-45-5
Red Sullivan (Feb. 11) 2-16-0
Milt Schmidt (March 22) 2-6-0



YVON LABRE

Player	GP	G	A	PTS	PIM	+/-	PP	SH	GW
Tommy Williams	73	22	36	58	12	-69	7	2	1
Ace Bailey	71	19	39	58	121	-33	5	0	1
Washington	22	4	13	17	8	-29	1	0	0
Denis Dupere	53	20	15	35	8	-41	8	0	0
*Mike Marson	76	16	12	28	59	-65	5	0	2
Stan Gilbertson	62	13	15	28	18	-40	3	0	1
Washington	25	11	7	18	12	-37	2	0	1
Yvon Labre	76	4	23	27	182	-54	0	0	0
Ron Lalonde	74	12	17	29	27	-38	4	1	1
Washington	50	12	14	26	27	-39	4	1	1
*Mike Bloom	69	7	19	26	84	-54	0	0	0
Dave Kryskow	52	9	15	24	83	-28	1	1	0
Jack Lynch	70	3	20	23	62	-69	0	0	0
Washington	20	1	5	6	16	-54	0	0	0
Doug Mohns	75	2	19	21	54	-52	1	0	0
Bill Lesuk	79	8	11	19	77	-34	1	2	0
*Ron Anderson	28	9	7	16	8	-20	4	0	0
Steve Atkinson	46	11	4	15	8	-26	3	2	0
Pete Laframboise	45	5	10	15	22	-37	0	0	0
Bob Gryp	27	5	8	13	21	-24	0	0	0
*Bruce Cowick	65	5	6	11	41	-42	0	0	0
Gord Smith	63	3	8	11	56	-56	2	0	0
Gord Brooks	38	1	10	11	25	-19	1	0	0
*Nelson Pyatt	25	6	4	10	23	-16	0	0	1
Washington	16	6	4	10	21	-14	0	0	1
*Jim Hryciuk	21	5	5	10	12	-12	1	0	0
Bill Mikkelsen	59	3	7	10	52	-82	3	0	0
*Paul Nicholson	39	4	5	9	7	-29	0	0	1
*Greg Joly	44	1	7	8	44	-68	1	0	0
Blair Stewart	21	1	5	6	41	-7	0	0	0
Washington	2	1	0	1	2	-2	0	0	0
Jack Egers	14	3	2	5	8	-14	1	0	1
Lew Morrison	18	0	4	4	6	-14	0	0	0
Ron Jones	19	1	1	2	16	-14	1	0	0
*Tony White	5	0	2	2	0	E	0	0	0
Michel Belhumeur	35	0	2	2	10	E	0	0	0
Willie Brossart	16	1	0	1	16	-12	0	0	0
Washington	12	1	0	1	14	-14	0	0	0
*Larry Fullan	4	1	0	1	0	-2	1	0	0
Rod Seiling	5	0	1	1	0	-4	0	0	0
Washington	1	0	0	0	0	E	0	0	0
*Murray Anderson	40	0	1	1	68	-20	0	0	0
Ron Low	48	0	0	0	4	E	0	0	0
*Andre Peloffy	9	0	0	0	0	-8	0	0	0
John Adams	8	0	0	0	2	E	0	0	0
Joe Lundrigan	3	0	0	0	2	-3	0	0	0
*Bill Riley	1	0	0	0	0	-1	0	0	0
Goaltender	GP	MIN	GA	SO	EN	GAA	W-L-T		
Ron Low	48	2,587	235	1	2	5.45	8-36-2		
Michel Belhumeur	35	1,813	162	0	1	5.36	0-24-3		
John Adams	8	400	46	0	0	6.90	0-7-0		

* Indicates rookie

8-67-5, 21 points

Date	Opponent	Result	Record	Pts
10/9	@ NY Rangers	L 3-6	0-1-0	0
10/12	@ Minnesota	L 0-6	0-2-0	0
10/15	Los Angeles	T 1-1	0-2-1	1
10/17	Chicago	W 4-3	1-2-1	3
10/19	@ Detroit	L 4-6	1-3-1	3
10/20	NY Islanders	L 0-5	1-4-1	3
10/22	Detroit	L 0-3	1-5-1	3
10/23	@ Chicago	L 2-3	1-6-1	3
10/27	Toronto	L 3-4	1-7-1	3
10/31	Montreal	L 0-3	1-8-1	3
11/3	Kansas City	L 4-5	1-9-1	3
11/7	@ Boston	L 4-10	1-10-1	3
11/9	@ Philadelphia	L 2-6	1-11-1	3
11/10	Montreal	L 1-11	1-12-1	3
11/12	Atlanta	T 2-2	1-12-2	4
11/13	@ Atlanta	L 3-4	1-13-2	4
11/16	@ Pittsburgh	L 1-8	1-14-2	4
11/18	Pittsburgh	L 0-6	1-15-2	4
11/19	California	W 6-4	2-15-2	6
11/20	@ Buffalo	L 3-7	2-16-2	6
11/24	Minnesota	T 4-4	2-16-3	7
11/27	@ Minnesota	L 4-6	2-17-3	7
11/30	@ Toronto	L 1-7	2-18-3	7
12/1	California	L 2-5	2-19-3	7
12/3	Buffalo	L 3-5	2-20-3	7
12/5	@ Buffalo	L 2-9	2-21-3	7
12/7	@ St. Louis	L 2-8	2-22-3	7
12/8	St. Louis	L 1-3	2-23-3	7
12/12	NY Rangers	T 6-6	2-23-4	8
12/14	@ Boston	L 1-12	2-24-4	8
12/15	Toronto	W 3-1	3-24-4	10
12/17	@ Vancouver	L 2-4	3-25-4	10
12/19	@ Los Angeles	L 1-4	3-26-4	10
12/20	@ California	L 2-5	3-27-4	10
12/22	Buffalo	L 0-4	3-28-4	10
12/26	Philadelphia	L 1-4	3-29-4	10
12/29	NY Islanders	L 0-7	3-30-4	10
1/2	@ NY Islanders	L 2-5	3-31-4	10
1/4	@ Montreal	L 0-10	3-32-4	10
1/5	@ Atlanta	L 0-3	3-33-4	10
1/7	Boston	T 3-3	3-33-5	11
1/11	@ Kansas City	L 3-5	3-34-5	11
1/12	Montreal	L 2-7	3-35-5	11
1/14	Los Angeles	L 2-6	3-36-5	11
1/16	@ Philadelphia	L 0-4	3-37-5	11
1/19	Pittsburgh	L 2-3	3-38-5	11
1/23	Vancouver	L 2-3	3-39-5	11
1/25	@ Detroit	L 2-5	3-40-5	11
1/26	Detroit	W 6-3	4-40-5	13
1/30	@ Los Angeles	L 4-6	4-41-5	13
2/1	@ Vancouver	L 2-5	4-42-5	13
2/5	@ California	L 1-5	4-43-5	13
2/8	@ NY Islanders	L 1-5	4-44-5	13
2/9	@ NY Rangers	L 3-7	4-45-5	13
2/11	NY Rangers	W 7-4	5-45-5	15
2/13	@ Kansas City	L 1-5	5-46-5	15
2/15	@ St. Louis	L 1-7	5-47-5	15
2/16	Kansas City	W 3-0	6-47-5	17
2/18	Los Angeles	L 1-6	6-48-5	17
2/21	Buffalo	L 4-9	6-49-5	17
2/22	@ Chicago	L 3-10	6-50-5	17
2/23	St. Louis	L 2-7	6-51-5	17
2/25	Chicago	L 2-6	6-52-5	17
2/26	@ Pittsburgh	L 1-3	6-53-5	17
3/1	@ Toronto	L 4-5	6-54-5	17
3/2	Vancouver	L 3-7	6-55-5	17
3/4	Boston	L 0-8	6-56-5	17
3/7	@ Montreal	L 4-8	6-57-5	17
3/9	Toronto	L 2-4	6-58-5	17
3/15	@ Pittsburgh	L 1-12	6-59-5	17
3/18	Philadelphia	L 2-7	6-60-5	17
3/20	Minnesota	L 1-5	6-61-5	17
3/22	@ Boston	L 2-8	6-62-5	17
3/23	Atlanta	L 0-5	6-63-5	17
3/26	@ Los Angeles	L 1-5	6-64-5	17
3/28	@ California	W 5-3	7-64-5	19
3/30	Detroit	L 5-8	7-65-5	19
4/2	@ Detroit	L 3-8	7-66-5	19
4/5	@ Montreal	L 2-10	7-67-5	19
4/6	Pittsburgh	W 8-4	8-67-5	21

General Managers, Head Coaches and Captains

GENERAL MANAGERS

MILT SCHMIDT — Named the Capitals' first general manager. Was replaced by Max McNab, Dec. 29, 1975.
MAX McNAB — Named general manager Dec. 31, 1975. Was replaced by Roger Crozier, Nov. 5, 1981.
ROGER CROZIER — Named interim general manager Nov. 5, 1981. Was replaced by David Poile, Aug. 30, 1982.
DAVID POILE — Named general manager Aug. 30, 1982. Was replaced by George McPhee, June 9, 1997.
GEORGE MCPHEE — Named general manager June 9, 1997.

HEAD COACHES

JIMMY ANDERSON

Named the Capitals' first head coach. Relieved of coaching duties Feb. 9, 1975.

YEAR	GM	W-L-T	PTS	PCT.
1974-75	54	4-45-5	13	.120

RED SULLIVAN

Named head coach Feb. 11, 1975. Relieved of coaching duties March 22, 1975.

YEAR	GM	W-L-T	PTS	PCT.
1974-75	18	2-16-0	4	.111

MILT SCHMIDT

Named head coach March 23, 1975. Relieved of coaching duties Dec. 29, 1975.

YEAR	GM	W-L-T	PTS	PCT.
1974-75	8	2-6-0	4	.250
1975-76	36	3-28-5	11	.153
TOTALS	44	5-34-5	15	.170

TOM McVIE

Named head coach Dec. 31, 1975. Relieved of coaching duties Oct. 9, 1978.

YEAR	GM	W-L-T	PTS	PCT.
1975-76	44	8-31-5	21	.239
1976-77	80	24-42-14	62	.388
1977-78	80	17-49-14	48	.300
TOTALS	204	49-122-33	131	.321

DANNY BELISLE

Named head coach Oct. 9, 1978. Relieved of coaching duties Nov. 5, 1979.

YEAR	GM	W-L-T	PTS	PCT.
1978-79	80	24-41-15	63	.394
1979-80	16	4-10-2	10	.313
TOTALS	96	28-51-17	73	.380

GARY GREEN

Named head coach Nov. 14, 1979. Relieved of coaching duties Nov. 5, 1981.

YEAR	GM	W-L-T	PTS	PCT.
1979-80	64	23-30-11	57	.445
1980-81	80	26-36-18	70	.438
1981-82	13	1-12-0	2	.077
TOTALS	157	50-78-29	129	.411

ROGER CROZIER

Named interim head coach Nov. 5, 1981 and was 0-1-0. Left the bench when Bryan Murray was hired Nov. 11, 1981.

BRYAN MURRAY

Named head coach Nov. 11, 1981. Relieved of coaching duties Jan. 15, 1990.

YEAR	GM	W-L-T	PTS	PCT.
1981-82	66	25-28-13	63	.477
1982-83	80	39-25-16	94	.588
1983-84	80	48-27-5	101	.631
1984-85	80	46-25-9	101	.631
1985-86	80	50-23-7	107	.669
1986-87	80	38-32-10	86	.538
1987-88	80	38-33-9	85	.531
1988-89	80	41-29-10	92	.575
1989-90	46	18-24-4	40	.435
TOTALS	672	343-246-83	769	.572

CAPTAINS

DOUG MOHNS — 1974-75
 BILL CLEMENT & YVON LABRE — 1975-76
 YVON LABRE — 1976-77 to 1977-78
 GUY CHARRON — 1978-79
 RYAN WALTER — 1979-80 to 1981-82
 ROD LANGWAY — 1982-83 to 1991-92
 ROD LANGWAY & KEVIN HATCHER — 1992-93
 KEVIN HATCHER — 1993-94
 DALE HUNTER — 1994-95 to 1998-99

ADAM OATES — 1999-00 to 2000-01
 STEVE KONOWALCHUK & BRENDAN WITT — 2001-02
 STEVE KONOWALCHUK — 2002-03 to 2003-04
 JEFF HALPERN — 2005-06
 CHRIS CLARK — 2006-07 to present

TERRY MURRAY

Named head coach Jan. 15, 1990. Relieved of coaching duties Jan. 27, 1994.

YEAR	GM	W-L-T	PTS	PCT.
1989-90	34	18-14-2	38	.559
1990-91	80	37-36-7	81	.506
1991-92	80	45-27-8	98	.613
1992-93	84	43-34-7	93	.554
1993-94	47	20-23-4	44	.468
TOTALS	325	163-134-28	354	.545

JIM SCHOENFELD

Named head coach Jan. 27, 1994. Relieved of coaching duties June 3, 1997.

YEAR	GM	W-L-T	PTS	PCT.
1993-94	37	19-12-6	44	.595
1994-95	48	22-18-8	52	.542
1995-96	82	39-32-11	89	.543
1996-97	82	33-40-9	75	.457
TOTALS	249	113-102-34	260	.522

RON WILSON

Named head coach June 9, 1997. Relieved of coaching duties May 10, 2002.

YEAR	GM	W-L-T-OTL	PTS	PCT.
1997-98	82	40-30-12	92	.561
1998-99	82	31-45-6	68	.415
1999-00	82	44-24-12-2	102	.622
2000-01	82	41-27-10-4	96	.585
2001-02	82	36-33-11-2	85	.514
TOTALS	410	192-159-51-8	443	.540

BRUCE CASSIDY

Named head coach June 25, 2002. Relieved of coaching duties Dec. 10, 2003.

YEAR	GM	W-L-T-OTL	PTS	PCT.
2002-03	82	39-29-8-6	92	.561
2003-04	28	8-18-1-1	18	.321
TOTALS	110	47-47-9-7	110	.500

GLEN HANLON

Named head coach Dec 10, 2003. Relieved of coaching duties Nov. 22, 2008.

YEAR	GM	W-L-T-OT	PTS	PCT.
2003-04	54	15-28-9-2	41	.380
2005-06	82	29-41-12	70	.427
2006-07	82	28-40-14	70	.427
2007-08	21	6-14-1	13	.310
TOTALS	239	78-123-9-29	194	.406

BRUCE BOUDREAU

Named head coach Nov. 22, 2008.

YEAR	GM	W-L-OT	PTS	PCT.
2007-08	61	37-17-7	81	.664
2008-09	82	50-24-8	108	.659
TOTALS	143	87-41-15	189	.661

All-Time Player Register

KEITH ACTON

F

#15

Signed as a free agent, July 27, 1993. Claimed by NY Islanders on waivers, Oct. 22, 1993.

YEAR	GP	G	A	PTS	PIM	+/-	PP	SH	GW
93-94	6	0	0	0	21	-4	0	0	0
NHL TOTAL	1023	226	358	584	1172	-24	33	11	29

GREG ADAMS

F

#22

Acquired from Hartford for Torrie Robertson, Oct. 4, 1983. Traded to Edmonton for Geoff Courtnall, July 22, 1988.

YEAR	GP	G	A	PTS	PIM	+/-	PP	SH	GW
83-84	57	2	6	8	133	1	0	0	0
84-85	51	6	12	18	72	8	0	0	1
85-86	78	18	38	56	152	24	3	0	2
86-87	67	14	30	44	184	9	2	0	0
87-88	78	15	12	27	153	-3	3	0	0
TOTAL	331	55	98	153	694	39	8	0	3
NHL TOTAL	545	84	143	227	1173	1	11	0	5

JASON ALLISON

F

#41

Capitals' 2nd choice (17th overall) in 1993 Entry Draft. Traded to Boston with Jim Carey and Anson Carter for Adam Oates, Bill Ranford and Rick Tocchet on March 1, 1997.

YEAR	GP	G	A	PTS	PIM	+/-	PP	SH	GW
93-94	2	0	1	1	0	1	0	0	0
94-95	12	2	1	3	6	-3	2	0	0
95-96	19	0	3	3	2	-3	0	0	0
96-97	53	5	17	22	25	-3	1	0	1
TOTAL	86	7	22	29	33	-8	3	0	1
NHL TOTAL	552	154	331	485	441	17	44	4	26

KARL ALZNER

D

#47, 27

Capitals' 1st choice (5th overall) in 2007 Entry Draft.

YEAR	GP	G	A	PTS	PIM	+/-	PP	SH	GW
08-09	30	1	4	5	2	-1	0	0	0
NHL TOTAL	30	1	4	5	2	-1	0	0	0

MURRAY ANDERSON

D

#8

Acquired in 1974 Expansion Draft (22nd pick) from Minnesota. Contract expired September 1976.

YEAR	GP	G	A	PTS	PIM	+/-	PP	SH	GW
74-75	40	0	1	1	68	-40	0	0	0
NHL TOTAL	40	0	1	1	68	-40	0	0	0

RON ANDERSON

F

#10, 12

Acquired in 1974 Expansion Draft (17th pick) from Boston. Contract expired April 1976.

YEAR	GP	G	A	PTS	PIM	+/-	PP	SH	GW
74-75	28	9	7	16	8	-20	4	0	0
NHL TOTAL	28	9	7	16	8	-20	4	0	0

SHAWN ANDERSON

D

#36

Acquired from Buffalo for Bill Houlder, Sept. 30, 1990. Claimed by Quebec in 1990 Waiver Draft, Oct. 1, 1990. Acquired from Winnipeg for future considerations, Oct. 10, 1991. Became a free agent, June 14, 1994.

YEAR	GP	G	A	PTS	PIM	+/-	PP	SH	GW
92-93	60	2	6	8	18	-2	1	0	0
93-94	50	0	9	9	12	-1	0	0	0
TOTAL	110	2	15	17	30	-3	1	0	0
NHL TOTAL	225	11	51	62	117	1	6	0	0

PETER ANDERSSON

D

#19

Capitals' 8th choice (173rd overall) in the 1980 Entry Draft. Traded to Quebec for the Nordiques' 3rd-round choice in the 1986 Entry Draft (Shawn Simpson), March 10, 1986.

YEAR	GP	G	A	PTS	PIM	+/-	PP	SH	GW
83-84	42	3	7	10	20	12	2	0	0
84-85	57	0	10	10	21	5	0	0	0
85-86	61	6	16	22	36	-8	3	0	3
TOTAL	160	9	33	42	77	11	5	0	3
NHL TOTAL	172	10	41	51	81	17	6	0	3

MEL ANGELSTAD

F

#69

Signed as a free agent, April 3, 2004. Became a free agent, Aug. 1, 2005.

YEAR	GP	G	A	PTS	PIM	+/-	PP	SH	GW
03-04	2	0	0	0	2	0	0	0	0
NHL TOTAL	2	0	0	0	2	0	0	0	0

CHUCK ARNASON

F

#19

Acquired from Minnesota for future considerations, March 13, 1979. Returned to Minnesota, April 24, 1979.

YEAR	GP	G	A	PTS	PIM	+/-	PP	SH	GW
78-79	13	0	2	2	4	-1	0	0	0
NHL TOTAL	401	109	90	199	122	-71	23	0	11

STEVE ATKINSON

F

#21

Acquired in 1974 Expansion Draft (8th pick) from Buffalo. Contract expired June 1, 1975.

YEAR	GP	G	A	PTS	PIM	+/-	PP	SH	GW
74-75	46	11	4	15	8	-26	3	2	0
NHL TOTAL	302	60	51	111	104	-52	8	3	4

KEITH AUCOIN

F

#20

Signed as a free agent, July 3, 2008.

YEAR	GP	G	A	PTS	PIM	+/-	PP	SH	GW
08-09	12	2	4	6	4	5	1	0	0
NHL TOTAL	65	7	14	21	18	5	1	0	0

PATRIK AUGUSTA

F

#14

Signed to an NHL contract Dec. 11, 1998.

YEAR	GP	G	A	PTS	PIM	+/-	PP	SH	GW
98-99	2	0	0	0	0	E	0	0	0
NHL TOTAL	4	0	0	0	0	E	0	0	0

BOB BABCOCK

D

#38, 29

Capitals' 11th choice (208th overall) in 1986 Entry Draft. Became a free agent, July 1, 1993.

YEAR	GP	G	A	PTS	PIM	+/-	PP	SH	GW
90-91	1	0	0	0	0	E	0	0	0
92-93	1	0	0	0	2	E	0	0	0
TOTAL	2	0	0	0	2	E	0	0	0
NHL TOTAL	2	0	0	0	2	E	0	0	0

NICKLAS BACKSTROM

F

#19

Capitals' 1st choice (4th overall) in 2006 Entry Draft.

YEAR	GP	G	A	PTS	PIM	+/-	PP	SH	GW
07-08	82	14	55	69	24	13	3	0	4
08-09	82	22	66	88	46	16	14	0	1
TOTAL	164	36	121	157	70	29	17	0	5
NHL TOTAL	164	36	121	157	70	29	17	0	5

GARNET "ACE" BAILEY

F

#9

Acquired from St. Louis with Stan Gilbertson for Denis Dupere, Feb. 10, 1975. Became a free agent, June 1, 1978.

YEAR	GP	G	A	PTS	PIM	+/-	PP	SH	GW
74-75	22	4	13	17	8	-29	1	0	0
75-76	67	13	19	32	75	-42	2	0	2
76-77	78	19	27	46	51	-21	2	0	2
77-78	40	7	12	19	28	-12	0	0	2
TOTAL	207	43	71	114	162	-104	5	0	6
NHL TOTAL	568	107	171	278	633	-76	14	3	12

JOHN BARRETT

D

#6

Acquired from Detroit with Greg Smith for Darren Veitch, March 10, 1986. Traded to Minnesota for future considerations, Feb. 29, 1988. Reacquired and released, June 15, 1988.

YEAR	GP	G	A	PTS	PIM	+/-	PP	SH	GW
85-86	14	0	3	3	12	3	0	0	0
86-87	55	2	2	4	43	-16	0	0	0
TOTAL	69	2	5	7	55	-13	0	0	0
NHL TOTAL	488	20	77	97	604	-130	0	0	2

BATES BATTAGLIA

F

#13

Acquired from Colorado with Jonas Johansson for Steve Konowalchuk and a third-round selection in the 2004 Entry Draft (later traded to Carolina-Casey Borer), Oct. 22, 2003. Became a free agent, Aug. 1, 2005.

YEAR	GP	G	A	PTS	PIM	+/-	PP	SH	GW
03-04	66	4	6	10	38	-23	0	0	1
NHL TOTAL	580	80	118	198	385	-34	11	2	12

NOLAN BAUMGARTNER

D

#38

Capitals' 1st choice (10th overall) in the 1994 Entry Draft. Traded to Chicago for defenseman Remi Royer, July 21, 2000.

YEAR	GP	G	A	PTS	PIM	+/-	PP	SH	GW
95-96	1	0	0	0	0	-1	0	0	0
97-98	4	0	1	1	0	E	0	0	0
98-99	5	0	0	0	0	-3	0	0	0
99-00	8	0	1	1	2	-3	0	0	0
TOTAL	18	0	2	2	2	-3	0	0	0
NHL TOTAL	131	6	39	45	67	4	5	1	1

ROBIN BAWA

F

#25

Signed as a free agent, May 22, 1987. Became a free agent, September 1990.

YEAR	GP	G	A	PTS	PIM	+/-	PP	SH	GW
89-90	5	1	0	1	2	-3	0	0	0
NHL TOTAL	61	6	1	7	60	-31	0	0	1

All-Time Player Register

JAY BEAGLE

F

#83

Signed as a free agent, March 26, 2008.

YEAR	GP	G	A	PTS	PIM	+/-	PP	SH	GW
08-09	3	0	0	0	2	-3	0	0	0
NHL TOTAL	3	0	0	0	2	-3	0	0	0

YVES BEAUDOIN

D

#30, 38

Capitals' 6th choice (195th overall) in 1983 Entry Draft. Became a free agent, June 1988.

YEAR	GP	G	A	PTS	PIM	+/-	PP	SH	GW
85-86	4	0	0	0	0	-4	0	0	0
86-87	6	0	0	0	5	-4	0	0	0
87-88	1	0	0	0	0	-1	0	0	0
TOTAL	11	0	0	0	5	-9	0	0	0
NHL TOTAL	11	0	0	0	5	-9	0	0	0

KRIS BEECH

F

#16, 24

Capitals' 1st choice (7th overall) in 1999 Entry Draft. Traded to Pittsburgh with Russ Lupaschuk and Michal Sivek for Jaromir Jagr and Frantisek Kucera, July 11, 2001. Acquired from Nashville with the Predators' 1st-round choice in the 2006 Entry Draft (Semyon Varlamov) for Brendan Witt, March 9, 2006. Became a free agent, July 1, 2007. Claimed off waivers from Vancouver, Jan. 23, 2008. Claimed by Pittsburgh off waivers, Jan. 26, 2008.

YEAR	GP	G	A	PTS	PIM	+/-	PP	SH	GW
00-01	4	0	0	0	2	-2	0	0	0
05-06	5	0	0	0	4	E	0	0	0
06-07	64	8	18	26	46	-11	3	0	0
TOTAL	73	8	18	26	52	-13	3	0	0
NHL TOTAL	198	25	42	67	113	-37	7	0	0

BRIAN BELLOWES

F

#23

Signed as a free agent, March 24, 1998. Retired after the 1998-99 season.

YEAR	GP	G	A	PTS	PIM	+/-	PP	SH	GW
97-98	11	6	3	9	6	-3	5	0	2
98-99	76	17	19	36	26	-12	8	0	3
TOTAL	87	23	22	45	32	-15	13	0	5
NHL TOTAL	1188	485	537	1022	718	-125	198	13	58

JAN BENDA

F

#28

Signed as a free agent, Oct. 1, 1997. Became a free agent, July 1, 1998.

YEAR	GP	G	A	PTS	PIM	+/-	PP	SH	GW
97-98	9	0	3	3	6	E	0	0	0
NHL TOTAL	9	0	3	3	6	E	0	0	0

HARVEY BENNETT

F

#27

Acquired from Pittsburgh for Stan Gilbertson, Dec. 16, 1975. Sold to Philadelphia, Nov. 24, 1976.

YEAR	GP	G	A	PTS	PIM	+/-	PP	SH	GW
75-76	49	12	10	22	39	-27	1	0	1
76-77	18	2	6	8	34	-9	0	0	0
TOTAL	67	14	16	30	73	-36	1	0	1
NHL TOTAL	268	44	46	90	347	-92	3	0	4

SERGEI BEREZIN

F

#94

Acquired from Chicago for the Capitals' 4th choice in the 2004 Entry Draft, March 11, 2003. Became a free agent, July 1, 2003.

YEAR	GP	G	A	PTS	PIM	+/-	PP	SH	GW
02-03	9	5	4	9	4	10	0	0	2
NHL TOTAL	502	160	126	286	54	29	43	1	23

MICHEL BERGERON

F

#12, 16

Acquired from the NY Islanders for the Capitals' 2nd choice in the 1979 Entry Draft (Tomas Jonsson), Oct. 19, 1978. Released on Jan. 27, 1979.

YEAR	GP	G	A	PTS	PIM	+/-	PP	SH	GW
78-79	30	7	6	13	7	-18	1	0	1
NHL TOTAL	229	80	58	138	165	-37	17	0	12

TIM BERGLAND

F

#11

Capitals' 1st choice (75th overall) in the 1983 Entry Draft. Claimed by Tampa Bay in 1992 Expansion Draft, June 18, 1992. Claimed on waivers from Tampa Bay, March 17, 1994. Became a free agent, June 14, 1994.

YEAR	GP	G	A	PTS	PIM	+/-	PP	SH	GW
89-90	32	2	5	7	31	2	0	0	0
90-91	47	5	9	14	21	-1	0	0	0
91-92	22	1	4	5	2	-3	0	0	0
93-94	3	0	0	0	4	-1	0	0	0
TOTAL	104	8	18	26	58	-3	0	0	0
NHL TOTAL	182	17	26	43	75	-22	0	0	0

RICK BERRY

D

#4

Claimed from Pittsburgh in the waiver draft, Oct. 4, 2002. Became a free agent, July 1, 2004.

YEAR	GP	G	A	PTS	PIM	+/-	PP	SH	GW
02-03	43	2	1	3	87	-3	0	0	1
03-04	65	0	6	6	108	-5	0	0	0
TOTAL	108	2	7	9	195	-8	0	0	1
NHL TOTAL	197	2	13	15	314	-6	0	0	1

CRAIG BERUBE

F

#27

Acquired from Calgary for Washington's 5th choice in the 1993 Entry Draft (Darryl Lafrance), June 26, 1993. Traded to Philadelphia for future considerations, March 23, 1999. Signed as a free agent, July 7, 2000. Traded to the NY Islanders for their 9th choice in the 2001 Entry Draft (Robert Muller), Jan. 11, 2001.

YEAR	GP	G	A	PTS	PIM	+/-	PP	SH	GW
93-94	84	7	7	14	305	-4	0	0	0
94-95	43	2	4	6	173	-5	0	0	0
95-96	50	2	10	12	151	1	1	0	1
96-97	80	4	3	7	218	-11	0	0	1
97-98	74	6	9	15	189	-3	0	0	0
98-99	66	5	4	9	166	-7	0	0	0
00-01	22	0	1	1	18	-3	0	0	0
TOTAL	419	26	38	64	1220	-32	1	0	2
NHL TOTAL	1054	61	98	159	3149	-81	3	0	8

TODD BIDNER

F

#22, 23

Capitals' 5th choice (110th overall) in 1980 Entry Draft. Traded to Edmonton for Doug Hicks, March 9, 1982.

YEAR	GP	G	A	PTS	PIM	+/-	PP	SH	GW
81-82	12	2	1	3	7	E	0	0	1
NHL TOTAL	12	2	1	3	7	E	0	0	1

MATHIEU BIRON

D

#34

Signed as a free agent, Aug. 10, 2005. Became a free agent July 1, 2006.

YEAR	GP	G	A	PTS	PIM	+/-	PP	SH	GW
05-06	52	4	9	13	50	-11	3	0	0
NHL TOTAL	253	12	32	44	177	-69	5	1	3

JAMES BLACK

F

#28, 21

Acquired from Chicago for future considerations, Oct. 15, 1998. Became a free agent, July 1, 2001.

YEAR	GP	G	A	PTS	PIM	+/-	PP	SH	GW
98-99	75	16	14	30	14	5	1	1	3
99-00	49	8	9	17	6	-1	1	0	1
00-01	42	1	5	6	4	-3	0	0	0
TOTAL	166	25	28	53	24	1	2	1	4
NHL TOTAL	352	58	57	115	84	-8	7	2	12

TIMO BLOMQUIST

D

#17

Capitals' 4th choice (89th overall) in 1980 Entry Draft. Became a free agent, July 1, 1986.

YEAR	GP	G	A	PTS	PIM	+/-	PP	SH	GW
81-82	44	1	11	12	62	-17	0	0	0
82-83	61	1	17	18	67	15	1	0	1
83-84	65	1	19	20	84	17	0	0	0
84-85	53	1	4	5	51	11	0	0	0
TOTAL	223	4	51	55	264	26	1	0	1
NHL TOTAL	243	4	53	57	293	23	1	0	1

MIKE BLOOM

F

#23

Acquired in 1974 Expansion Draft (13th pick) from Boston. Traded to Detroit for Blair Stewart, March 9, 1975.

YEAR	GP	G	A	PTS	PIM	+/-	PP	SH	GW
74-75	69	7	19	26	84	-54	0	0	0
NHL TOTAL	201	30	47	77	215	-81	2	0	2

JOHN BLUM

D

#17, 33

Claimed from Boston in the waiver draft, Oct. 6, 1986. Traded to Boston for the Bruins' 7th choice in the 1988 Entry Draft (Brad Schlegel), May 27, 1987.

YEAR	GP	G	A	PTS	PIM	+/-	PP	SH	GW
86-87	66	2	8	10	133	1	0	0	0
NHL TOTAL	250	7	34	41	610	8	0	0	1

PATRICK BOILEAU

D

#39, 41, 45

Capitals' 3rd choice (69th overall) in the 1993 Entry Draft. Became a free agent, July 1, 2002.

YEAR	GP	G	A	PTS	PIM	+/-	PP	SH	GW
1996-97	1	0	0	0	0	0	0	0	0
1998-99	4	0	1	1	2	-4	0	0	0
2001-02	2	0	0	0	2	-2	0	0	0
TOTAL	7	0	1	1	4	-6	0	0	0
NHL TOTAL	48	5	11	16	26	-13	3	0	1

All-Time Player Register

LARRY BOLONCHUK

D

#24, 8, 4

Acquired in 1974 Expansion Draft (21st pick) from Vancouver. Became a free agent June 1, 1978.

YEAR	GP	G	A	PTS	PIM	+/-	PP	SH	GW
75-76	1	0	1	1	0	-1	0	0	0
76-77	9	0	0	0	12	-12	0	0	0
77-78	49	3	8	11	79	-19	0	0	0
TOTAL	59	3	9	12	91	-32	0	0	0
NHL TOTAL	74	3	9	13	97	-43	0	0	0

PETER BONDRA

F

#12

Capitals' 9th choice (156th overall) in 1990 Entry Draft. Traded to Ottawa for Brooks Laich and Ottawa's 2nd choice in the 2005 Entry Draft (later traded to Colorado-Chris Durand), Feb. 18, 2004.

YEAR	GP	G	A	PTS	PIM	+/-	PP	SH	GW
90-91	54	12	16	28	47	-10	4	0	1
91-92	71	28	28	56	42	16	4	0	3
92-93	83	37	48	85	70	8	10	0	7
93-94	69	24	19	43	40	22	4	0	2
94-95	47	34	9	43	24	9	12	6	3
95-96	67	52	28	80	40	18	11	4	7
96-97	77	46	31	77	72	7	10	4	3
97-98	76	52	26	78	44	14	11	5	13
98-99	66	31	24	55	56	-1	6	3	5
99-00	62	21	17	38	30	5	5	3	5
00-01	82	45	36	81	60	8	22	4	8
01-02	77	39	31	70	80	-2	17	1	8
02-03	76	30	26	56	52	-3	9	2	4
03-04	54	21	14	35	22	-17	12	0	4
TOTAL	961	472	353	825	679	74	137	32	73
NHL TOTAL	1081	503	389	892	761	74	149	32	78

PIERRE BOUCHARD

D

#29, 26

Claimed from Montreal in the waiver draft, Oct. 9, 1978. Became a free agent, Oct. 25, 1982.

YEAR	GP	G	A	PTS	PIM	+/-	PP	SH	GW
78-79	1	0	0	0	0	1	0	0	0
79-80	54	5	9	14	16	-7	0	0	0
80-81	50	3	7	10	28	-18	0	0	0
81-82	1	0	0	0	10	-2	0	0	0
TOTAL	106	8	16	24	54	-26	0	0	0
NHL TOTAL	595	24	82	106	433	110	0	1	2

JOSEF BOUMEDIENNE

D

#39, 2

Acquired from Ottawa for Dean Melanson, Dec. 16, 2002. Became a free agent, July 1, 2008.

YEAR	GP	G	A	PTS	PIM	+/-	PP	SH	GW
02-03	6	1	0	1	0	-1	0	0	1
03-04	37	2	12	14	30	-10	2	0	0
TOTAL	43	3	12	15	30	-11	2	0	1
NHL TOTAL	47	4	12	16	36	-13	2	0	1

CHRIS BOURQUE

F

#56

Capitals' 4th choice (33rd overall) in 2004 Entry Draft.

YEAR	GP	G	A	PTS	PIM	+/-	PP	SH	GW
07-08	4	0	0	0	2	E	0	0	0
08-09	8	1	0	1	0	E	0	0	0
TOTAL	12	1	0	1	2	E	0	0	9
NHL TOTAL	12	1	0	1	2	E	0	0	9

MATT BRADLEY

F

#10

Signed as a free agent, Aug. 18, 2005.

YEAR	GP	G	A	PTS	PIM	+/-	PP	SH	GW
05-06	74	7	12	19	72	-8	0	0	1
06-07	57	4	9	13	47	-5	0	0	0
07-08	77	7	11	18	74	1	1	1	2
08-09	81	5	6	11	59	-1	0	0	1
TOTAL	289	23	38	61	252	-13	1	1	4
NHL TOTAL	492	42	64	106	416	-19	1	1	7

RICK BRAGNALO

F

#18, 12, 8

Signed as a free agent, March 1976. Became a free agent, June 1, 1980.

YEAR	GP	G	A	PTS	PIM	+/-	PP	SH	GW
75-76	19	2	10	12	8	-4	0	0	0
76-77	80	11	12	23	16	-16	1	2	1
77-78	44	2	13	15	22	-6	0	0	0
78-79	2	0	0	0	0	-1	0	0	0
TOTAL	145	15	35	50	46	-27	1	2	1
NHL TOTAL	145	15	35	50	46	-27	1	2	1

DONALD BRASHEAR

F

#87

Signed as a free agent, July 14, 2006. Became a free agent, July 1, 2009.

YEAR	GP	G	A	PTS	PIM	+/-	PP	SH	GW
06-07	77	4	9	13	156	1	0	0	0
07-08	80	5	3	8	119	-7	0	0	0
08-09	63	1	3	4	121	-6	0	0	1
TOTAL	220	10	15	25	396	-12	0	0	1
NHL TOTAL	989	85	119	204	2561	-84	4	0	13

GORD BROOKS

F

#10

Acquired in 1974 Expansion Draft (14th pick) from St. Louis. Became a free agent, June 1, 1975.

YEAR	GP	G	A	PTS	PIM	+/-	PP	SH	GW
74-75	38	1	10	11	25	-19	1	0	0
NHL TOTAL	70	7	18	25	37	-19	1	0	1

WILLIE BROSSART

D

#17, 5

Acquired from Toronto with Tim Ecclestone for Rod Seiling, Nov. 2, 1974. Became a free agent, June 1, 1976.

YEAR	GP	G	A	PTS	PIM	+/-	PP	SH	GW
74-75	12	1	0	1	14	-14	0	0	0
75-76	49	0	8	8	40	-49	0	0	0
TOTAL	61	1	8	9	54	-63	0	0	0
NHL TOTAL	129	1	14	15	88	-75	0	0	0

JEFF BROWN

D

#28

Acquired from Toronto for Sylvain Cote, March 24, 1998. Retired after the 1997-98 season.

YEAR	GP	G	A	PTS	PIM	+/-	PP	SH	GW
97-98	9	0	6	6	6	4	0	0	0
NHL TOTAL	747	154	430	584	498	-51	80	5	16

ANDREW BRUNETTE

F

#18

Capitals' 6th choice (174th overall) in the 1993 Entry Draft. Claimed by Nashville in the 1998 Expansion Draft, June 26, 1998.

YEAR	GP	G	A	PTS	PIM	+/-	PP	SH	GW
95-96	11	3	3	6	0	5	0	0	1
96-97	23	4	7	11	12	-3	2	0	0
97-98	28	11	12	23	12	2	4	0	2
TOTAL	62	18	22	40	24	4	6	0	3
NHL TOTAL	868	213	386	599	282	-53	90	0	26

JAN BULIS

F

#8, 38

Capitals' 3rd choice (43rd overall) in 1996 Entry Draft. Traded with Richard Zednik and Washington's 1st choice in the 2001 Entry Draft (Alexander Perezhugin) to Montreal for Trevor Linden, Dainius Zubrus and Washington's 2nd choice in the 2001 Entry Draft (traded to Tampa Bay-Andreas Holmqvist), March 13, 2001.

YEAR	GP	G	A	PTS	PIM	+/-	PP	SH	GW
97-98	48	5	11	16	18	-5	0	0	0
98-99	38	7	16	23	6	3	3	0	3
99-00	56	9	22	31	30	7	0	0	1
00-01	39	5	13	18	26	E	1	0	0
TOTAL	181	26	62	88	80	5	4	0	4
NHL TOTAL	552	96	149	245	268	-3	13	3	18

TED BULLEY

F

#29

Acquired from Chicago with Dave Hutchinson for future considerations, Aug. 28, 1982. Signed as a free agent by Pittsburgh, Sept. 30, 1983.

YEAR	GP	G	A	PTS	PIM	+/-	PP	SH	GW
82-83	39	4	9	13	47	-3	0	0	1
NHL TOTAL	414	101	113	214	704	8	13	0	20

RANDY BURRIDGE

F

#18

Acquired from Boston for Stephen Leach, June 20, 1991. Traded to Los Angeles for Warren Rychel (traded to Toronto for the Maple Leafs' 4th pick in the 1995 Entry Draft-Sebastien Charpentier), Feb. 10, 1995.

YEAR	GP	G	A	PTS	PIM	+/-	PP	SH	GW
91-92	66	23	44	67	50	-4	9	0	3
92-93	4	0	0	0	0	1	0	0	0
93-94	78	25	17	42	73	-1	8	1	5
94-95	2	0	0	0	2	E	0	0	0
TOTAL	150	48	61	109	125	-4	17	1	8
NHL TOTAL	706	199	251	450	458	65	47	9	29

All-Time Player Register

NELSON BURTON

F

#12, 27, 8

Capitals' 4th choice (57th overall) in 1977 Amateur Draft. Traded to Quebec for Dave Parro, June 15, 1979.

YEAR	GP	G	A	PTS	PIM	+/-	PP	SH	GW
77-78	5	1	0	1	8	-3	0	0	0
78-79	3	0	0	0	13	-2	0	0	0
TOTAL	8	1	0	1	21	-5	0	0	0
NHL TOTAL	8	1	0	1	21	-5	0	0	0

ERIC CALDER

D

#26, 24

Capitals' 2nd choice (45th overall) in the 1981 Entry Draft. Retired, Aug. 20, 1984.

YEAR	GP	G	A	PTS	PIM	+/-	PP	SH	GW
81-82	1	0	0	0	0	E	0	0	0
82-83	1	0	0	0	0	E	0	0	0
TOTAL	2	0	0	0	0	E	0	0	0
NHL TOTAL	2	0	0	0	0	E	0	0	0

TONY CAMAZZOLA

F

#2

Capitals' 9th choice (195th overall) of 1980 Entry Draft. Released from contract, June 1, 1984.

YEAR	GP	G	A	PTS	PIM	+/-	PP	SH	GW
81-82	3	0	0	0	4	E	0	0	0
NHL TOTAL	3	0	0	0	4	E	0	0	0

KENT CARLSON

D

#39

Acquired from Winnipeg for future considerations, Oct. 19, 1988. Released, February 1988.

YEAR	GP	G	A	PTS	PIM	+/-	PP	SH	GW
88-89	2	1	0	1	0	2	0	0	0
NHL TOTAL	113	7	11	18	148	-10	0	0	2

BOB CARPENTER

F

#10, 11

Capitals' 1st choice (3rd overall) in the 1981 Entry Draft. Traded to NY Rangers with the Capitals' 2nd choice in 1989 Entry Draft (Jason Prosofsky) for Bob Crawford, Kelly Miller and Mike Ridley, Jan. 1, 1987. Signed as a free agent, June 30, 1992. Became a free agent, Aug. 1, 1993.

YEAR	GP	G	A	PTS	PIM	+/-	PP	SH	GW
81-82	80	32	35	67	69	-23	7	1	3
82-83	80	32	37	69	64	E	14	0	4
83-84	80	28	40	68	51	E	8	0	5
84-85	80	53	42	95	87	20	12	0	7
85-86	80	27	29	56	105	-12	7	0	3
86-87	22	5	7	12	21	-7	4	0	0
92-93	68	11	17	28	65	-16	2	0	0
TOTAL	490	188	207	395	462	-38	54	1	22
NHL TOTAL	1178	320	408	728	919	-81	82	7	40

GREG CARROLL

F

#11

Capitals' 2nd choice (15th overall) in 1976 Amateur Draft. Signed from New England (WHA), Sept. 21, 1978. Released on waivers, Jan. 4, 1979.

YEAR	GP	G	A	PTS	PIM	+/-	PP	SH	GW
78-79	24	5	6	11	12	-2	0	0	0
NHL TOTAL	131	20	34	54	44	-13	1	1	2

ANSON CARTER

F

#33

Acquired from Colorado for Washington's 4th choice in the 1996 Entry Draft (Ben Storey), April 4, 1996. Traded to Boston with Jim Carey and Jason Allison for Adam Oates, Rick Tocchet and Bill Ranford, March 1, 1997. Acquired from New York Rangers for Jaromir Jagr, Jan. 23, 2004. Traded to Los Angeles Kings for Jared Aulin, March 8, 2004.

YEAR	GP	G	A	PTS	PIM	+/-	PP	SH	GW
96-97	19	3	2	5	7	E	1	0	1
03-04	19	5	5	10	6	2	2	0	2
TOTAL	38	8	7	15	13	2	3	0	3
NHL TOTAL	674	202	219	421	229	-12	72	3	36

ANDREW CASSELS

F

#25

Signed as a free agent, Aug. 9, 2005. Waived, Jan. 28, 2006.

YEAR	GP	G	A	PTS	PIM	+/-	PP	SH	GW
05-06	31	4	8	12	14	-3	2	0	0
NHL TOTAL	1015	204	528	732	410	-73	72	9	28

TONY CASSOLATO

F

#25, 40

Signed as a free agent from Birmingham (WHA), August 1976. Became a free agent, June 1, 1983.

YEAR	GP	G	A	PTS	PIM	+/-	PP	SH	GW
79-80	9	0	2	2	0	2	0	0	0
80-81	2	0	0	0	0	E	0	0	0
81-82	12	1	4	5	4	1	0	0	0
TOTAL	23	1	6	7	4	3	0	0	0
NHL TOTAL	23	1	6	7	4	3	0	0	0

PAUL CAVALLINI

D

#30, 28, 14

Capitals' 10th choice (205th overall) in the 1984 Entry Draft. Traded to St. Louis for Blues' 2nd choice in the 1988 Entry Draft (Wade Bartley), Dec. 11, 1987. Acquired from St. Louis for Kevin Miller, Nov. 1, 1992. Traded to Dallas for Enrico Ciccone, June 26, 1993.

YEAR	GP	G	A	PTS	PIM	+/-	PP	SH	GW
86-87	6	0	2	2	8	-4	0	0	0
87-88	24	2	3	5	66	E	0	0	1
92-93	71	5	8	13	46	3	0	0	0
TOTAL	101	7	13	20	120	-1	0	0	1
NHL TOTAL	564	56	177	233	750	116	16	2	6

SHAWN CHAMBERS

D

#25

Acquired from Minnesota for Steve Maltas and Trent Klatt, June 9, 1991. Claimed by Tampa Bay in 1992 Expansion Draft, June 18, 1992.

YEAR	GP	G	A	PTS	PIM	+/-	PP	SH	GW
91-92	2	0	0	0	2	-3	0	0	0
NHL TOTAL	625	50	185	235	364	-5	20	5	6

ERIC CHARRON

D

#28

Acquired from Tampa Bay for a 3rd round pick in the 1997 Entry Draft (Eero Somervuori), Nov. 17, 1995. Traded to Calgary for Calgary's 7th choice in the 1998 Entry Draft (Nathan Forster), Sept. 4, 1997.

YEAR	GP	G	A	PTS	PIM	+/-	PP	SH	GW
95-96	4	0	1	1	4	3	0	0	0
96-97	25	1	1	2	20	1	0	0	0
TOTAL	29	1	2	3	24	4	0	0	0
NHL TOTAL	130	2	7	9	127	-10	0	0	0

GUY CHARRON

F

#15

Signed as a free agent from Colorado, Sept. 1, 1976 (Colorado accepted rights to Nelson Pyatt as compensation). Released after the 1980-81 season.

YEAR	GP	G	A	PTS	PIM	+/-	PP	SH	GW
76-77	80	36	46	82	10	-28	6	1	4
77-78	80	38	35	73	12	-25	4	0	3
78-79	80	28	42	70	24	-14	9	0	4
79-80	33	11	20	31	6	-2	5	0	1
80-81	47	5	13	18	2	-4	2	1	0
TOTAL	320	118	156	274	54	-73	26	2	12
NHL TOTAL	734	221	309	530	146	-208	47	2	23

DENIS CHASSE

F

#26

Acquired from St. Louis in exchange for Rob Pearson, Jan. 28, 1996. Traded to Winnipeg for Stewart Malgunas, Feb. 15, 1996.

YEAR	GP	G	A	PTS	PIM	+/-	PP	SH	GW
95-96	3	0	0	0	5	-1	0	0	0
NHL TOTAL	132	11	14	25	292	2	20	0	1

DAVE CHRISTIAN

F

#27

Acquired from Winnipeg for Washington's 1st choice in the 1983 Entry Draft (Bobby Dollas), June 8, 1983. Traded to Boston for Bob Joyce, Dec. 13, 1989.

YEAR	GP	G	A	PTS	PIM	+/-	PP	SH	GW
83-84	80	29	52	81	28	26	9	0	6
84-85	80	26	43	69	14	20	5	0	2
85-86	80	41	42	83	15	3	18	2	4
86-87	76	23	27	50	8	-5	5	0	2
87-88	80	37	21	58	26	-14	14	0	5
88-89	80	34	31	65	12	2	16	1	1
89-90	28	3	8	11	4	-12	0	0	1
TOTAL	504	193	224	417	107	20	67	3	21
NHL TOTAL	1009	340	433	773	284	-65	102	8	35

TOM CHORSKE

F

#9

Acquired from NY Islanders with Islanders' 8th choice in the 1999 Entry Draft (Maxim Orlov) for Washington's 6th choice in 1999 Entry Draft (Bjorn Melin), Oct. 16, 1998. Traded to Calgary for future considerations, March 22, 1999.

YEAR	GP	G	A	PTS	PIM	+/-	PP	SH	GW
98-99	17	0	2	2	4	-4	0	0	0
NHL TOTAL	596	115	122	237	225	-2	6	11	14

BRAD CHURCH

F

#25

Capitals' 1st choice (17th overall) in the 1995 Entry Draft. Traded to Edmonton, Feb. 3, 1999, in exchange for the rights to Barrie Moore.

YEAR	GP	G	A	PTS	PIM	+/-	PP	SH	GW
97-98	2	0	0	0	0	E	0	0	0
NHL TOTAL	2	0	0	0	0	E	0	0	0

All-Time Player Register

DINO CICCARELLI

F

#22

Acquired from Minnesota with Bob Rouse for Mike Gartner and Larry Murphy, March 7, 1989. Traded to Detroit for Kevin Miller, June 20, 1992.

YEAR	GP	G	A	PTS	PIM	+/-	PP	SH	GW
88-89	11	12	3	15	12	10	3	0	3
89-90	80	41	38	79	122	-5	10	0	6
90-91	54	21	18	39	66	-17	2	0	2
91-92	78	38	38	76	78	-10	13	0	7
TOTAL	223	112	97	209	278	-22	28	0	18
NHL TOTAL	1232	608	592	1200	1425	-2	232	1	73

ENRICO CICCONE

D

#39, 19

Acquired from Dallas for Paul Cavallini, June 22, 1993. Traded to Tampa Bay with Washington's 3rd choice in the 1994 Entry Draft (later traded to Anaheim-Craig Reichert) and a conditional draft pick for Joe Reekie, March 21, 1994. Re-acquired from Tampa Bay for future considerations, Dec. 28, 1998. Became a free agent, July 1, 2000.

YEAR	GP	G	A	PTS	PIM	+/-	PP	SH	GW
93-94	46	1	1	2	174	-2	0	0	0
98-99	43	2	0	2	103	-6	0	0	0
TOTAL	89	2	1	4	277	-8	0	0	0
NHL TOTAL	374	10	18	28	1469	-11	0	0	1

IVAN CIERNIK

F

#27

Claimed off waivers from Ottawa, Jan. 9, 2002. Became a free agent, July 1, 2004.

YEAR	GP	G	A	PTS	PIM	+/-	PP	SH	GW
01-02	6	0	1	1	2	0	0	0	0
02-03	47	8	10	18	24	6	0	0	2
03-04	7	1	1	2	0	0	0	0	0
TOTAL	60	9	12	21	26	6	0	0	2
NHL TOTAL	89	12	14	26	32	9	0	0	2

CHRIS CLARK

F

#17

Acquired from Calgary with Calgary's 7th choice in the 2007 Entry Draft (Andrew Glass) for Washington's 7th choice in the 2006 Entry Draft (Devin Didiomete) and Washington's 6th choice in the 2007 Entry Draft (later traded to Colorado-Jens Hellgren), Aug. 4, 2005.

YEAR	GP	G	A	PTS	PIM	+/-	PP	SH	GW
05-06	78	20	19	39	110	9	1	3	0
06-07	74	30	24	54	66	-10	9	4	2
07-08	18	5	4	9	43	E	1	0	1
08-09	32	1	5	6	32	-3	0	0	3
TOTAL	202	56	52	108	251	-4	11	7	3
NHL TOTAL	480	91	88	179	614	-33	20	8	11

BILL CLEMENT

F

#10

Acquired from Philadelphia with Don McLean and Flyers' 1st choice in 1978 Amateur Draft (Alex Forsyth) for Capitals' 1st choice in the 1975 Entry Draft (Mel Bridgman), June 3, 1975. Traded to Atlanta for Gerry Meehan, Jean Lemieux and Flames' 1st choice in the 1976 Entry Draft (Greg Carroll), Jan. 22, 1976.

YEAR	GP	G	A	PTS	PIM	+/-	PP	SH	GW
75-76	46	10	17	27	20	-30	2	0	0
NHL TOTAL	719	148	208	356	383	-22	9	16	21

STEVE CLIPPINGDALE

F

#26

Acquired from Los Angeles for Mike Marson, June 11, 1979. Released, October 1980.

YEAR	GP	G	A	PTS	PIM	+/-	PP	SH	GW
79-80	3	0	0	0	0	E	0	0	0
NHL TOTAL	19	1	2	3	9	3	0	0	0

BEN CLYMER

F/D

#27

Signed as a free agent, Aug. 8, 2005. Contract bought out, June 24, 2008.

YEAR	GP	G	A	PTS	PIM	+/-	PP	SH	GW
05-06	77	16	17	33	72	-7	3	0	3
06-07	66	7	13	20	44	-17	0	0	0
TOTAL	143	23	30	53	116	-24	3	0	3
NHL TOTAL	438	52	77	129	367	-64	13	0	6

BILL COLLINS

F

#26

Purchased from Philadelphia, Dec. 4, 1976. Became a free agent, June 1, 1978.

YEAR	GP	G	A	PTS	PIM	+/-	PP	SH	GW
76-77	54	11	14	25	26	-7	0	2	1
77-78	74	10	9	19	18	-32	0	1	1
TOTAL	128	21	23	44	44	-39	0	3	2
NHL TOTAL	768	157	154	311	415	-121	10	17	18

SEAN COLLINS

D

#62

Signed as a free agent, March 17, 2007.

YEAR	GP	G	A	PTS	PIM	+/-	PP	SH	GW
08-09	15	1	1	2	12	1	0	0	0
NHL TOTAL	15	1	1	2	12	1	0	0	0

MATT COOKE

F

#24

Acquired from Vancouver for Matt Pettinger, Feb. 26, 2008. Became a free agent, July 1, 2008.

YEAR	GP	G	A	PTS	PIM	+/-	PP	SH	GW
07-08	17	3	4	7	27	5	0	1	0
NHL TOTAL	659	99	142	241	753	19	4	9	14

CHRIS CORRINET

F

#48

Capitals' 4th-round choice (107th overall) in the 1998 NHL Entry Draft.

YEAR	GP	G	A	PTS	PIM	+/-	PP	SH	GW
01-02	8	0	1	1	6	-4	0	0	0
NHL TOTAL	8	0	1	1	6	-4	0	0	0

YVON CORRIVEAU

F

#26

Capitals' 1st choice (19th overall) in the 1985 Entry Draft. Traded to Hartford for Mike Liut, March 5, 1990. Acquired from Hartford with Mark Hunter for Nick Kypreos, July 30, 1992. Claimed by San Jose in 1992 Waiver Draft.

YEAR	GP	G	A	PTS	PIM	+/-	PP	SH	GW
85-86	2	0	0	0	0	-1	0	0	0
86-87	17	1	1	2	24	-4	0	0	0
87-88	44	10	9	19	84	17	0	0	1
88-89	33	3	2	5	62	E	0	0	0
89-90	50	9	6	15	50	-1	1	0	1
TOTAL	146	23	18	41	220	11	1	0	2
NHL TOTAL	280	48	40	88	310	-9	6	0	3

ALAIN COTE

D

#39

Acquired from Boston to complete Bob Gould trade, Oct. 2, 1989. Traded to Montreal for Marc Deschamps, June 22, 1990.

YEAR	GP	G	A	PTS	PIM	+/-	PP	SH	GW
89-90	2	0	0	0	7	-2	0	0	0
NHL TOTAL	119	2	18	20	124	4	0	0	0

SYLVAIN COTE

D

#3

Acquired from Hartford Sept. 8, 1991, for Washington's 2nd choice in 1992 NHL Entry Draft (Andrei Nikolishin). Signed as a free agent July 7, 2000. Retired after the 2002-03 season.

YEAR	GP	G	A	PTS	PIM	+/-	PP	SH	GW
91-92	78	11	29	40	31	7	6	0	2
92-93	77	21	29	50	34	28	8	2	3
93-94	84	16	35	51	66	30	3	2	2
94-95	47	5	14	19	53	2	1	0	2
95-96	81	5	33	38	40	5	3	0	2
96-97	57	6	18	24	28	11	2	0	0
97-98	59	1	15	16	36	-5	0	0	0
00-01	68	7	11	18	18	-3	1	1	1
01-02	70	3	11	14	26	-15	1	0	2
02-03	1	0	0	0	4	0	0	0	0
TOTAL	622	75	195	270	336	60	25	5	14
NHL TOTAL	1171	122	313	435	545	39	35	6	20

TIM COULIS

F

#20, 17

Capitals' 2nd choice (18th overall) in 1978 Amateur Draft. Traded June 11, 1980, to Toronto with Robert Picard and Washington's 2nd choice in 1980 Entry Draft (Bob McGill) for Mike Palmateer and Toronto's 3rd choice in 1980 Entry Draft (Torrie Robertson).

YEAR	GP	G	A	PTS	PIM	+/-	PP	SH	GW
79-80	19	1	2	3	27	-6	0	0	0
NHL TOTAL	47	2	2	4	138	-13	0	0	0

GEOFF COURTNALL

F

#14

Acquired from Edmonton for Greg Adams, July 22, 1988. Traded to St. Louis for Peter Zedel and Mike Lalor, July 13, 1990.

YEAR	GP	G	A	PTS	PIM	+/-	PP	SH	GW
88-89	79	42	38	80	112	11	16	0	6
89-90	80	35	39	74	104	27	9	0	2
TOTAL	159	77	77	154	216	38	25	0	8
NHL TOTAL	1048	367	432	799	1465	121	107	2	55

BRUCE COWICK

F

#27

Acquired in 1974 Expansion Draft (9th pick) from Philadelphia. Claimed by St. Louis on waivers, May 28, 1975.

YEAR	GP	G	A	PTS	PIM	+/-	PP	SH	GW
74-75	65	5	6	11	41	-42	0	0	0
NHL TOTAL	70	5	6	11	43	-41	0	0	0

All-Time Player Register

BOB CRAWFORD

F

#25

Acquired from New York Rangers with Kelly Miller and Mike Ridley for Bob Carpenter and Washington's 2nd choice in the 1990 Entry Draft (Jason Prosofsky), Jan. 1, 1987. Released, Feb. 28, 1987.

YEAR	GP	G	A	PTS	PIM	+/-	PP	SH	GW
86-87	12	0	0	0	0	E	0	0	0
NHL TOTAL	246	71	71	142	72	-34	12	0	5

SHAWN CRONIN

D

#22

Signed as a free agent, June 6, 1988. Signed as a free agent with Philadelphia, June 12, 1989.

YEAR	GP	G	A	PTS	PIM	+/-	PP	SH	GW
88-89	1	0	0	0	0	E	0	0	0
NHL TOTAL	292	3	18	21	877	-35	0	0	0

BRIAN CURRAN

D

#38

Contract acquired from Portland (AHL), Oct. 22, 1993.

YEAR	GP	G	A	PTS	PIM	+/-	PP	SH	GW
93-94	26	1	0	1	61	-2	0	0	0
NHL TOTAL	381	7	33	40	1461	-14	0	0	0

GLEN CURRIE

F

#19, 28, 12

Capitals' 5th choice (38th overall) in 1978 Amateur Draft. Traded to Los Angeles for Daryl Evans, Sept. 9, 1985.

YEAR	GP	G	A	PTS	PIM	+/-	PP	SH	GW
79-80	32	2	0	2	2	-2	0	0	0
80-81	40	5	13	18	16	-5	2	1	0
81-82	43	7	7	14	14	-2	0	1	0
82-83	68	11	28	39	20	18	0	0	2
83-84	80	12	24	36	20	9	0	2	2
84-85	44	1	5	6	19	2	0	0	0
TOTAL	307	38	77	115	91	20	2	4	4
NHL TOTAL	326	39	79	118	100	18	3	4	4

JAKUB CUTTA

D

#36

Capitals' 3rd choice (61st overall) in the 2000 Entry Draft.

YEAR	GP	G	A	PTS	PIM	+/-	PP	SH	GW
00-01	3	0	0	0	0	-1	0	0	0
01-02	2	0	0	0	0	-3	0	0	0
03-04	3	0	0	0	0	-1	0	0	0
TOTAL	8	0	0	0	0	-5	0	0	0
NHL TOTAL	8	0	0	0	0	-5	0	0	0

ULF DAHLEN

F

#10

Signed as a free agent, July 21, 1999. Became a free agent, July 1, 2002.

YEAR	GP	G	A	PTS	PIM	+/-	PP	SH	GW
99-00	75	15	23	38	8	11	5	0	4
00-01	73	15	33	48	6	11	6	0	2
01-02	69	23	29	52	8	-5	7	0	4
TOTAL	217	53	84	138	22	17	18	0	10
NHL TOTAL	966	301	354	655	230	-20	120	2	49

JASON DOIG

D

#54, 3

Signed as a free agent, Sept. 13, 2003. Became a free agent, July 1, 2004.

YEAR	GP	G	A	PTS	PIM	+/-	PP	SH	GW
02-03	55	3	5	8	108	-3	0	0	1
03-04	65	2	9	11	105	-12	0	0	0
TOTAL	120	5	14	19	213	-15	0	0	1
NHL TOTAL	158	6	18	24	285	-21	0	0	1

DOUG DOULL

F

#51

Acquired from Phoenix for Dwayne Zinger, Feb. 3, 2006. Became a free agent, July 1, 2006.

YEAR	GP	G	A	PTS	PIM	+/-	PP	SH	GW
05-06	2	0	0	0	19	-1	0	0	0
NHL TOTAL	37	0	1	1	151	1	0	0	0

JOHN DRUCE

F

#19

Capitals' 2nd choice (40th overall) in the 1985 Entry Draft. Traded to Winnipeg for Pat Elynuik, Oct. 1, 1992.

YEAR	GP	G	A	PTS	PIM	+/-	PP	SH	GW
88-89	48	8	7	15	62	7	0	0	1
89-90	45	8	3	11	52	-3	1	0	1
90-91	80	22	36	58	46	4	7	1	4
91-92	67	19	18	37	39	14	1	0	3
TOTAL	240	57	64	121	199	22	9	1	9
NHL TOTAL	531	113	126	239	347	6	14	2	10

GAETAN DUCHESNE

F

#14

Capitals' 8th choice (152nd overall) in the 1981 Entry Draft. Traded June 13, 1987, to Quebec with Alan Haworth and Washington's 1st choice (Joe Sakic) in the 1987 Entry Draft for Clint Malarchuk and Dale Hunter.

YEAR	GP	G	A	PTS	PIM	+/-	PP	SH	GW
81-82	74	9	14	23	46	-6	0	0	1
82-83	77	18	19	37	52	15	0	1	6
83-84	79	17	19	36	29	15	3	2	1
84-85	67	15	23	38	32	16	0	1	1
85-86	80	11	28	39	39	10	0	1	3
86-87	74	17	35	52	53	18	0	1	4
TOTAL	451	87	138	225	251	68	3	6	16
NHL TOTAL	1028	179	254	433	102	617	9	14	28

DENIS DUPERE

F

#15

Acquired in 1974 Expansion Draft (10th pick) from Toronto. Traded to St. Louis for Ace Bailey and Stan Gilbertson, Feb. 10, 1975.

YEAR	GP	G	A	PTS	PIM	+/-	PP	SH	GW
74-75	53	20	15	35	8	-41	8	0	0
NHL TOTAL	421	80	99	179	66	-30	22	5	6

MIKE EAGLES

F

#36

Acquired from Winnipeg with Igor Ulanov for Washington's 3rd (later traded to Dallas-Sergei Gusev) and 5th (Brian Elder) choices in the 1995 Entry Draft, April 17, 1995. Became a free agent, July 1, 2000.

YEAR	GP	G	A	PTS	PIM	+/-	PP	SH	GW
94-95	13	1	3	4	8	2	0	0	0
95-96	70	4	7	11	75	-1	0	0	0
96-97	70	1	7	8	42	-4	0	0	0
97-98	36	1	3	4	16	-2	0	0	0
98-99	52	4	2	6	50	-5	0	0	0
99-00	25	2	0	2	15	-7	0	0	1
TOTAL	266	13	22	35	206	-17	0	0	1
NHL TOTAL	853	74	122	196	928	-121	3	6	7

ROLF EDBERG

F

#10

Signed as a free agent June 10, 1978. Released after 1980-81 season.

YEAR	GP	G	A	PTS	PIM	+/-	PP	SH	GW
78-79	76	14	27	41	6	11	1	0	2
79-80	63	23	23	46	12	-5	4	1	7
80-81	45	8	8	16	6	1	0	0	0
TOTAL	184	45	58	103	24	7	5	1	9
NHL TOTAL	184	45	58	103	24	7	5	1	9

JACK EGGERS

F

#11

Acquired in 1974 Expansion Draft (24th pick) from New York Rangers. Contract expired April 1976.

YEAR	GP	G	A	PTS	PIM	+/-	PP	SH	GW
74-75	14	3	2	5	8	-14	1	0	1
75-76	12	3	3	6	8	-2	2	0	0
TOTAL	26	6	5	11	16	-16	3	0	1
NHL TOTAL	284	64	69	133	154	2	18	0	10

MIIKA ELOMO

F

#23

Capitals' 2nd choice (23rd overall) in the 1995 Entry Draft. Traded to Calgary for 2nd choice in the 2000 Entry Draft (Matt Pettinger), June 27, 2000.

YEAR	GP	G	A	PTS	PIM	+/-	PP	SH	GW
99-00	2	0	1	1	2	1	0	0	0
NHL TOTAL	2	0	1	1	2	1	0	0	0

PAT ELYNUIK

F

#19

Acquired from Winnipeg for John Druce, Oct. 1, 1992. Traded to Tampa Bay for a conditional draft pick (traded back to Tampa Bay for Joe Reekie), Oct. 16, 1993.

YEAR	GP	G	A	PTS	PIM	+/-	PP	SH	GW
92-93	80	22	35	57	66	3	8	0	1
93-94	4	1	1	2	0	-3	1	0	0
TOTAL	84	23	36	59	66	E	9	0	1
NHL TOTAL	506	154	188	342	459	-33	56	1	16

All-Time Player Register

STEVE EMINGER

D

#44, 8

Capitals' 1st choice (12th overall) in 2002 Entry Draft. Traded to Philadelphia with Washington's 3rd choice (Jacob Deslauriers) in the 2008 Entry Draft for Philadelphia's 1st choice (John Carlson) in the 2008 Entry Draft, June 20, 2008.

YEAR	GP	G	A	PTS	PIM	+/-	PP	SH	GW
02-03	17	0	2	2	24	-3	0	0	0
03-04	41	0	4	4	45	-11	0	0	0
05-06	66	5	13	18	81	-12	1	0	0
06-07	68	1	16	17	63	-14	0	0	0
07-08	20	0	2	2	8	-4	0	0	0
TOTAL	212	6	37	43	221	-44	1	0	0
NHL TOTAL	283	11	58	69	271	-47	3	0	1

BRIAN ENGBLOM

D

#9

Acquired from Montreal with Doug Jarvis, Rod Langway and Craig Laughlin for Rick Green and Ryan Walter, Sept. 10, 1982. Traded to Los Angeles with Ken Houston for Larry Murphy, Oct. 18, 1983.

YEAR	GP	G	A	PTS	PIM	+/-	PP	SH	GW
82-83	73	5	22	27	59	-4	4	0	0
83-84	6	0	1	1	8	-4	0	0	0
TOTAL	79	5	23	28	67	-8	4	0	0
NHL TOTAL	659	29	177	206	599	157	11	0	0

BRYAN ERICKSON

F

#24

Signed as a free agent from Minnesota (WCHA), April 5, 1983. Traded to Los Angeles for Bruce Shoenberger, Oct. 31, 1985.

YEAR	GP	G	A	PTS	PIM	+/-	PP	SH	GW
83-84	45	12	17	29	16	10	4	0	2
84-85	57	15	13	28	23	11	1	0	1
TOTAL	102	27	30	57	39	21	5	0	3
NHL TOTAL	351	80	125	205	141	3	21	2	13

JOHN ERSKINE

D

#4

Signed as a free agent, Sept. 14, 2006.

YEAR	GP	G	A	PTS	PIM	+/-	PP	SH	GW
06-07	29	1	6	7	69	-13	0	0	0
07-08	51	2	7	9	96	1	0	0	1
08-09	52	0	4	4	63	1	0	0	0
TOTAL	132	3	17	20	228	-11	0	0	1
NHL TOTAL	273	6	19	25	564	-42	0	0	1

DARYL EVANS

F

#21, 24

Acquired from Los Angeles for Glen Currie, Sept. 9, 1985. Became a free agent, July 3, 1986.

YEAR	GP	G	A	PTS	PIM	+/-	PP	SH	GW
85-86	6	0	1	1	0	-1	0	0	0
NHL TOTAL	113	22	30	52	25	-16	2	1	0

DEAN EVASON

F

#29, 28

Capitals' 3rd choice (89th overall) in the 1982 Entry Draft. Traded to Hartford with Peter Sidorkiewicz for David Jensen, March 12, 1985.

YEAR	GP	G	A	PTS	PIM	+/-	PP	SH	GW
83-84	2	0	0	0	2	E	0	0	0
84-85	15	3	4	7	2	9	0	0	1
TOTAL	17	3	4	7	4	9	0	0	1
NHL TOTAL	803	139	233	372	1002	-86	30	8	15

MIKE FARRELL

F

#47, 41

Capitals' 9th choice (220th overall) in the 1998 NHL Entry Draft. Traded to Nashville for Alexander Riazantsev, July 14, 2003.

YEAR	GP	G	A	PTS	PIM	+/-	PP	SH	GW
01-02	8	0	0	0	0	-1	0	0	0
02-03	4	0	0	0	2	1	0	0	0
TOTAL	12	0	0	0	2	E	0	0	0
NHL TOTAL	13	0	0	0	2	E	0	0	0

RICO FATA

F

#20, 22

Claimed off waivers from Atlanta, March 9, 2005. Waived, Oct. 31, 2006.

YEAR	GP	G	A	PTS	PIM	+/-	PP	SH	GW
05-06	21	3	3	6	8	3	1	0	0
06-07	10	1	1	2	2	3	0	0	0
TOTAL	31	4	4	8	10	6	1	0	0
NHL TOTAL	230	27	36	63	104	-60	7	2	1

SERGE FEDOROV

F/D

#91

Acquired from Columbus for Theo Ruth, Feb. 26, 2008. Became a free agent, July 1, 2009.

YEAR	GP	G	A	PTS	PIM	+/-	PP	SH	GW
07-08	18	2	11	13	8	-2	1	0	1
08-09	52	11	22	33	50	4	2	0	2
TOTAL	70	13	33	46	58	2	3	0	3
NHL TOTAL	1248	483	696	1179	839	261	144	36	93

ERIC FEHR

F

#50, 14, 16

Capitals' 1st choice (18th overall) in the 2003 Entry Draft.

YEAR	GP	G	A	PTS	PIM	+/-	PP	SH	GW
05-06	11	0	0	0	2	E	0	0	0
06-07	14	2	1	3	8	3	0	0	1
07-08	23	1	5	6	6	4	0	0	0
08-09	61	12	13	25	22	8	1	0	2
TOTAL	109	15	19	34	38	15	1	0	3
NHL TOTAL	109	15	19	34	38	15	1	0	3

CHRIS FELIX

D

#6, 28

Signed as a free agent, March 1, 1987. Signed to play in Austria, May 1991.

YEAR	GP	G	A	PTS	PIM	+/-	PP	SH	GW
88-89	21	0	8	8	8	7	0	0	0
89-90	6	1	0	1	2	-6	1	0	0
90-91	8	0	4	4	0	E	0	0	0
TOTAL	35	1	12	13	10	1	1	0	0
NHL TOTAL	35	1	12	13	10	1	1	0	0

MARK FERNER

D

#40, 29, 36

Acquired from Buffalo for Scott McCrory, June 1, 1989. Traded to Toronto for the Maple Leafs' 12th-round pick in the 1992 Entry Draft, Feb. 27, 1992.

YEAR	GP	G	A	PTS	PIM	+/-	PP	SH	GW
89-90	2	0	0	0	0	-1	0	0	0
90-91	7	0	1	1	4	-2	0	0	0
TOTAL	9	0	1	1	4	-3	0	0	0
NHL TOTAL	91	3	10	13	51	-23	0	0	0

CHRIS FERRARO

F

#27

Acquired from New Jersey for future considerations Aug. 22, 2001. Became a free agent July 1, 2003.

YEAR	GP	G	A	PTS	PIM	+/-	PP	SH	GW
01-02	1	0	1	1	0	0	0	0	0
NHL TOTAL	74	7	9	16	57	-2	1	0	0

PETER FERRARO

F

#28

Signed as a free agent, Aug. 1, 2001. Became a free agent July 1, 2003.

YEAR	GP	G	A	PTS	PIM	+/-	PP	SH	GW
01-02	4	0	1	1	0	-1	0	0	0
NHL TOTAL	92	9	15	24	58	-1	1	0	1

TOMAS FLEISCHMANN

F

#43, 14

Acquired from Detroit with Detroit's 1st choice in the 2004 Entry Draft (Mike Green) and their 4th choice in the 2006 Entry Draft (Luke Lynes) for Robert Lang, Feb. 27, 2004.

YEAR	GP	G	A	PTS	PIM	+/-	PP	SH	GW
05-06	14	0	2	2	0	-7	0	0	0
06-07	29	4	4	8	8	-6	1	0	1
07-08	75	10	20	30	18	-7	1	0	1
08-09	73	19	18	37	20	-3	7	0	4
TOTAL	191	33	44	77	46	-23	9	0	6
NHL TOTAL	191	33	44	77	46	-23	9	0	6

COLIN FORBES

F

#36

Signed as a free agent, Jan. 8, 2002. Became a free agent, July 1, 2004. Acquired from Carolina for Stephen Peat, Dec. 28, 2005. Became a free agent July 1, 2006.

YEAR	GP	G	A	PTS	PIM	+/-	PP	SH	GW
01-02	38	5	3	8	15	-2	0	1	1
02-03	5	0	0	0	0	-2	0	0	0
03-04	2	0	0	0	0	E	0	0	0
05-06	9	0	0	0	2	-2	0	0	0
TOTAL	54	5	3	8	17	-6	0	1	1
NHL TOTAL	311	33	28	61	213	-20	2	2	7

DAVE FORBES

F

#21, 8

Claimed from Boston in the waiver draft, Sept. 11, 1977. Released and signed by Cincinnati (WHA), Oct. 25, 1978.

YEAR	GP	G	A	PTS	PIM	+/-	PP	SH	GW
77-78	77	11	11	22	119	-34	0	0	0
78-79	2	0	1	1	2	E	0	0	0
TOTAL	79	11	12	23	121	-34	0	0	0
NHL TOTAL	363	64	64	128	341	25	0	6	5

All-Time Player Register

ALEX FORSYTH

F

#24

Capitals' 1st choice (18th overall) in the 1975 Amateur Draft. Became free agent, June 1, 1978.

YEAR	GP	G	A	PTS	PIM	+/-	PP	SH	GW
76-77	1	0	0	0	0	E	0	0	0
NHL TOTAL	1	0	0	0	0	E	0	0	0

JEAN-FRANCOIS FORTIN

D

#58, 36

Capitals' 2nd choice (90th overall) in 2001 Entry Draft. Became a free agent, July 1, 2006.

YEAR	GP	G	A	PTS	PIM	+/-	PP	SH	GW
01-02	36	1	3	4	20	-1	0	0	0
02-03	33	0	1	1	22	-3	0	0	0
03-04	2	0	0	0	0	E	0	0	0
TOTAL	71	1	4	5	42	-4	0	0	0
NHL TOTAL	71	1	4	5	42	-4	0	0	0

LOU FRANCESCHETTI

F

#18, 32, 25

Capitals' 8th choice (71st overall) in the 1978 Amateur Draft. Traded June 10, 1989, to Toronto for Toronto's 5th choice (Mark Quimet) in 1990 Entry Draft.

YEAR	GP	G	A	PTS	PIM	+/-	PP	SH	GW
81-82	30	2	10	12	23	-4	0	0	1
83-84	2	0	0	0	0	-2	0	0	0
84-85	22	4	7	11	45	1	0	0	1
85-86	76	7	14	21	131	-4	0	0	2
86-87	75	12	9	21	127	-9	0	0	1
87-88	59	4	8	12	113	2	1	0	1
88-89	63	7	10	17	123	-4	0	0	0
TOTAL	327	36	58	94	562	-20	1	0	6
NHL TOTAL	459	59	81	140	747	-32	1	2	11

JEFF FRIESEN

F

#12, 41

Acquired from New Jersey for Washington's 3rd choice in the 2006 Entry Draft (Kirill Tulupov), Sept. 26, 2005. Traded to Anaheim for Anaheim's 2nd choice in the 2006 Entry Draft (Keith Seabrook), March 9, 2006.

YEAR	GP	G	A	PTS	PIM	+/-	PP	SH	GW
05-06	33	3	4	7	24	-11	0	0	0
NHL TOTAL	893	218	298	516	488	-8	54	15	34

LARRY FULLAN

F

#24

Acquired in the 1974 Expansion Draft (23rd pick) from Montreal. Contract expired April 1976.

YEAR	GP	G	A	PTS	PIM	+/-	PP	SH	GW
74-75	4	1	0	1	0	-2	1	0	0
NHL TOTAL	4	1	0	1	0	-2	1	0	0

OWEN FUSSEY

F

#63

Capitals' 2nd choice (90th overall) in the 2001 Entry Draft. Became a free agent July 1, 2006.

YEAR	GP	G	A	PTS	PIM	+/-	PP	SH	GW
03-04	4	0	1	1	0	-1	0	0	0
NHL TOTAL	4	0	1	1	0	-1	0	0	0

GARRY GALLEY

D

#2, 12

Acquired from Los Angeles for Al Jensen, Feb. 14, 1987. Became a free agent, July 1, 1988.

YEAR	GP	G	A	PTS	PIM	+/-	PP	SH	GW
86-87	18	1	10	11	10	3	1	0	0
87-88	58	7	23	30	44	11	3	0	0
TOTAL	76	8	33	41	54	14	4	0	0
NHL TOTAL	1149	125	475	600	1218	2	50	6	12

PAUL GARDNER

F

#30

Signed as free agent from Pittsburgh, July 17, 1984. Retired following 1984-85 season.

YEAR	GP	G	A	PTS	PIM	+/-	PP	SH	GW
84-85	12	2	4	6	6	-1	2	0	0
NHL TOTAL	447	201	201	402	207	-121	105	0	9

MIKE GARTNER

F

#11

Capitals' 1st choice (4th overall) in 1979 Entry Draft. Traded to Minnesota with Larry Murphy for Dino Ciccarelli and Bob Rouse, March 7, 1989.

YEAR	GP	G	A	PTS	PIM	+/-	PP	SH	GW
79-80	77	36	32	68	66	15	4	0	3
80-81	80	48	46	94	100	-5	13	0	3
81-82	80	35	45	80	121	-11	5	2	5
82-83	73	38	38	76	54	-2	10	1	3
83-84	80	40	45	85	90	22	8	0	7
84-85	80	50	52	102	71	17	17	0	11
85-86	74	35	40	75	63	-5	11	2	4
86-87	78	41	32	73	61	1	5	6	10
87-88	80	48	33	81	73	20	19	0	7
88-89	56	26	29	55	71	8	6	0	1
TOTAL	758	397	392	789	770	60	98	11	54
NHL TOTAL	1432	708	627	1335	1159	67	217	23	90

MARTIN GENDRON

F

#34

Capitals' 4th choice (71st overall) in the 1992 Entry Draft. As a free agent, had rights traded along with Washington's 6th choice in 1998 Entry Draft (Jonathan Pelletier) to Chicago for Chicago's 5th choice in the 1998 Entry Draft (Erik Wendell), Oct. 10, 1997.

YEAR	GP	G	A	PTS	PIM	+/-	PP	SH	GW
94-95	8	2	1	3	2	3	0	0	0
95-96	20	2	1	3	8	-5	0	0	0
TOTAL	28	4	2	6	10	-2	0	0	0
NHL TOTAL	30	4	2	6	10	-3	0	0	0

DOUG GIBSON

F

#29

Purchased on waivers from Boston, May 31, 1977. Released after 1979-80 season.

YEAR	GP	G	A	PTS	PIM	+/-	PP	SH	GW
77-78	11	2	1	3	0	-3	0	0	0
NHL TOTAL	63	9	19	28	0	4	1	0	1

STAN GILBERTSON

F

#15

Acquired from St. Louis with Ace Bailey for Denis Dupere, Feb. 10, 1975. Traded to Pittsburgh for Harvey Bennett, Dec. 16, 1975.

YEAR	GP	G	A	PTS	PIM	+/-	PP	SH	GW
74-75	25	11	7	18	12	-37	2	0	1
75-76	31	13	14	27	6	-25	5	0	0
TOTAL	56	24	21	45	18	-62	7	0	1
NHL TOTAL	428	85	89	174	148	-168	21	0	6

BOB GIRARD

F

#10, 26

Acquired from Cleveland with Cleveland's 2nd choice in the 1978 Entry Draft (Paul MacKinnon) for Walt McKechnie, Dec. 8, 1977. Became a free agent, June 1, 1980.

YEAR	GP	G	A	PTS	PIM	+/-	PP	SH	GW
77-78	52	9	14	23	6	-3	1	0	2
78-79	79	9	15	24	36	-15	0	0	0
79-80	1	0	0	0	0	E	0	0	0
TOTAL	132	18	29	47	42	-18	1	0	2
NHL TOTAL	305	45	69	114	140	-53	5	1	4

ALEXANDRE GIROUX

F

#39, 33

Signed as a free agent, July 14, 2006. Became a free agent, July 1, 2007. Acquired from Atlanta for Joe Motzko, Feb. 26, 2008.

YEAR	GP	G	A	PTS	PIM	+/-	PP	SH	GW
06-07	9	2	2	4	2	-4	0	0	0
08-09	12	1	1	2	10	4	0	0	1
TOTAL	21	3	3	6	12	E	0	0	1
NHL TOTAL	22	3	3	6	12	-1	0	0	1

EDDY GODIN

F

#18

Capitals' 3rd choice (39th overall) in 1977 Amateur Draft. Became a free agent, June 1, 1982.

YEAR	GP	G	A	PTS	PIM	+/-	PP	SH	GW
77-78	18	3	3	6	6	-14	0	0	0
78-79	9	0	3	3	6	-2	0	0	0
TOTAL	27	3	6	9	12	-16	0	0	0
NHL TOTAL	27	3	6	9	12	-16	0	0	0

SERGEI GONCHAR

D

#55

Capitals' 1st choice (14th overall) in the 1992 Entry Draft. Traded to Boston for Shaone Morrisonn and Boston's 1st (Jeff Schultz) and 2nd (Michail Yunkov) choices in the 2004 Entry Draft, March 3, 2004.

YEAR	GP	G	A	PTS	PIM	+/-	PP	SH	GW
94-95	31	2	5	7	22	4	0	0	0
95-96	78	15	26	41	60	25	4	0	4
96-97	57	13	17	30	36	-11	3	0	3
97-98	72	5	16	21	66	2	2	0	0
98-99	53	21	10	31	57	1	13	1	3
99-00	73	18	36	54	52	26	5	0	3
00-01	76	19	38	57	70	12	8	0	2
01-02	76	26	33	59	58	-1	7	0	2
02-03	82	18	49	67	52	13	7	0	2
03-04	56	7	42	49	44	-20	4	0	0
TOTAL	654	144	272	416	517	51	53	1	19
NHL TOTAL	929	191	443	634	793	58	86	2	27

ANDREW GORDON

F

#63

Capitals' 11th choice (197th overall) in the 2004 Entry Draft.

YEAR	GP	G	A	PTS	PIM	+/-	PP	SH	GW
08-09	1	0	0	0	0	E	0	0	0
NHL TOTAL	1	0	0	0	0	E	0	0	0

All-Time Player Register

BOBBY GOULD

F

#23

Acquired Nov. 24, 1981, from Calgary with Randy Holt for Pat Ribble and Washington's 2nd choice (Todd Francis) in 1983 Entry Draft. Traded to Boston for future considerations (Alain Cote), Sept. 28, 1989.

YEAR	GP	G	A	PTS	PIM	+/-	PP	SH	GW
81-82	60	18	13	31	69	-3	1	0	1
82-83	80	22	18	40	43	16	0	0	6
83-84	78	21	19	40	74	-2	4	0	4
84-85	78	14	19	33	69	10	0	1	3
85-86	79	19	19	38	26	7	0	3	5
86-87	78	23	27	50	74	18	1	1	2
87-88	72	12	14	26	56	-1	0	0	2
88-89	75	5	13	18	65	-2	0	1	0
TOTAL	600	134	142	276	476	43	6	6	23
NHL TOTAL	697	145	159	304	572	37	6	6	26

BOYD GORDON

F

#15

Capitals' 3rd choice (17th overall) in the 2002 Entry Draft.

YEAR	GP	G	A	PTS	PIM	+/-	PP	SH	GW
03-04	41	1	5	6	8	-9	0	0	0
05-06	25	0	1	1	4	-4	0	0	0
06-07	71	7	22	29	14	10	0	2	0
07-08	67	7	9	16	12	5	0	1	0
08-09	63	5	9	14	16	-4	0	1	2
TOTAL	267	20	46	66	54	-2	0	4	2
NHL TOTAL	267	20	46	66	54	-2	0	4	2

JEAN-LUC GRAND-PIERRE

F

#34

Claimed off waivers from Atlanta, March 9, 2004. Became a free agent, July 1, 2004.

YEAR	GP	G	A	PTS	PIM	+/-	PP	SH	GW
03-04	13	1	0	1	14	-2	0	0	0
NHL TOTAL	269	7	13	20	311	-53	0	1	0

BENOIT GRATTON

F

#48

Capitals' 6th choice (105th overall) in the 1995 Entry Draft. Traded to Calgary for Steve Shirreffs, Aug. 18, 1999.

YEAR	GP	G	A	PTS	PIM	+/-	PP	SH	GW
97-98	6	0	1	1	6	1	0	0	0
98-99	16	4	3	7	16	-1	0	0	0
TOTAL	22	4	4	8	22	E	0	0	0
NHL TOTAL	58	6	10	16	58	E	0	0	0

JOSH GREEN

F

#8

Claimed off waivers from NY Rangers Jan. 15, 2003. Became a free agent July 1, 2003.

YEAR	GP	G	A	PTS	PIM	+/-	PP	SH	GW
02-03	21	1	2	3	7	1	0	0	0
NHL TOTAL	322	35	39	74	193	-7	4	0	7

MIKE GREEN

D

#52

Capitals' 3rd choice (29th overall) in the 2004 Entry Draft.

YEAR	GP	G	A	PTS	PIM	+/-	PP	SH	GW
05-06	22	1	2	3	18	-8	0	0	0
06-07	70	2	10	12	36	-10	0	0	0
07-08	82	18	38	56	62	6	8	0	4
08-09	68	31	42	73	68	24	18	1	4
TOTAL	242	52	92	144	184	12	26	1	8
NHL TOTAL	242	52	92	144	184	12	26	1	8

RICK GREEN

D

#5

Capitals' 1st choice (1st overall) in the 1976 Amateur Draft. Traded to Montreal with Ryan Walter for Brian Engblom, Doug Jarvis, Rod Langway and Craig Laughlin, Sept. 10, 1982.

YEAR	GP	G	A	PTS	PIM	+/-	PP	SH	GW
76-77	45	3	12	15	16	-20	1	0	0
77-78	60	5	14	19	67	-35	4	0	1
78-79	71	8	33	41	62	-45	2	1	0
79-80	71	4	20	24	52	-10	0	0	1
80-81	65	8	23	31	91	-15	2	0	1
81-82	65	3	25	28	93	-12	1	0	0
TOTAL	377	31	127	158	381	-137	10	1	3
NHL TOTAL	845	43	220	263	588	-91	13	1	3

JEFF GREENLAW

F

#24

Capitals' 1st pick (19th overall) in the 1986 Entry Draft. Became a free agent, July 1, 1993.

YEAR	GP	G	A	PTS	PIM	+/-	PP	SH	GW
86-87	22	0	3	3	44	2	0	0	0
90-91	10	2	0	2	10	1	0	0	1
91-92	5	0	1	1	34	-1	0	0	0
92-93	16	1	1	2	18	-3	0	0	0
TOTAL	53	3	5	8	106	-1	0	0	1
NHL TOTAL	57	3	6	9	108	-2	0	0	1

MIKE GRIER

F

#25

Acquired from Edmonton for Washington's 2nd (later traded to NY Islanders-Evgeni Tunik) and Vancouver's 3rd (Zachery Stortini) choices in the 2003 Entry Draft, Oct. 2, 2002. Traded to Buffalo for Jakub Klepis, March 9, 2004.

YEAR	GP	G	A	PTS	PIM	+/-	PP	SH	GW
02-03	82	15	17	32	36	-14	2	2	2
03-04	68	8	12	20	32	-19	1	1	0
TOTAL	150	23	29	52	68	-33	3	3	2
NHL TOTAL	914	147	198	345	484	-5	16	20	24

JOHN GRUDEN

D

#17

Signed as a free agent, July 18, 2003. Became a free agent, July 1, 2004.

YEAR	GP	G	A	PTS	PIM	+/-	PP	SH	GW
03-04	11	1	0	1	6	-1	0	0	1
NHL TOTAL	92	1	8	9	46	-4	0	0	1

BOB GRYP

F

#12, 19

Acquired in 1974 Expansion Draft (6th pick) from Boston. Retired, April 1976.

YEAR	GP	G	A	PTS	PIM	+/-	PP	SH	GW
74-75	27	5	8	13	21	-24	0	0	0
75-76	46	6	5	11	12	-18	0	0	0
TOTAL	73	11	13	24	33	-42	0	0	0
NHL TOTAL	74	11	13	24	33	-44	0	0	0

BENGT GUSTAFSSON

F

#16

Capitals' 7th choice (55th overall) in 1978 Amateur Draft. Returned to Sweden after 1985-86 season. Re-signed with Capitals in May 1987. Returned to Sweden in May 1989. Rights claimed by Detroit in 1990 Waiver Draft.

YEAR	GP	G	A	PTS	PIM	+/-	PP	SH	GW
79-80	80	22	38	60	17	-17	6	1	3
80-81	72	21	34	55	26	11	4	2	1
81-82	70	26	34	60	40	-20	3	0	2
82-83	67	22	42	64	16	9	2	0	4
83-84	69	32	43	75	16	29	8	0	5
84-85	51	14	29	43	8	13	6	1	3
85-86	70	23	52	75	26	-9	8	4	6
87-88	78	18	36	54	29	2	7	5	3
88-89	72	18	51	69	18	13	5	4	6
TOTAL	629	196	359	555	196	31	49	17	33
NHL TOTAL	629	196	359	555	196	31	49	17	33

CHRIS HAJT

D

#75

Signed as a free agent, July 23, 2002. Became a free agent, July 1, 2004.

YEAR	GP	G	A	PTS	PIM	+/-	PP	SH	GW
03-04	5	0	0	0	2	E	0	0	0
NHL TOTAL	6	0	0	0	2	-1	0	0	0

JEFF HALPERN

F

#11

Signed as a free agent, March 29, 1999. Became a free agent July 1, 2006.

YEAR	GP	G	A	PTS	PIM	+/-	PP	SH	GW
99-00	79	18	11	29	39	21	4	4	1
00-01	80	21	21	42	60	13	2	1	5
01-02	48	5	14	19	29	-9	0	0	4
02-03	82	13	21	34	88	6	1	2	2
03-04	79	19	27	46	56	-21	7	0	2
05-06	70	11	33	44	79	-8	6	0	1
TOTAL	438	87	127	214	351	2	20	7	15
NHL TOTAL	649	122	175	297	515	-18	26	9	22

TREVOR HALVERSON

F

#18

Capitals' 1st choice (21st overall) in 1991 Entry Draft. Became a free agent, July 1, 2000.

YEAR	GP	G	A	PTS	PIM	+/-	PP	SH	GW
98-99	17	0	4	4	28	-5	0	0	0
NHL TOTAL	17	0	4	4	28	-5	0	0	0

All-Time Player Register

AL HANGSLEBEN

F

#12

Acquired from Hartford for Tom Rowe, Jan. 17, 1980. Released Dec. 10, 1981.

YEAR	GP	G	A	PTS	PIM	+/-	PP	SH	GW
79-80	37	10	7	17	45	1	2	0	1
80-81	76	5	19	24	198	-7	0	0	0
81-82	17	1	1	2	19	-3	0	0	0
TOTAL	130	16	27	43	262	-9	2	0	1
NHL TOTAL	185	21	48	69	396	3	2	0	2

DAVID HARLOCK

D

#43

Signed as a free agent, Aug. 31, 1997. Became a free agent, July 1, 1998.

YEAR	GP	G	A	PTS	PIM	+/-	PP	SH	GW
97-98	6	0	0	0	4	2	0	0	0
NHL TOTAL	212	2	14	16	188	-55	0	0	0

KEVIN HATCHER

D

#4, 29

Capitals' 1st choice (17th overall) in the 1984 Entry Draft. Traded to Dallas for Mark Tinordi and the rights to Rick Mrozik, Jan. 18, 1995.

YEAR	GP	G	A	PTS	PIM	+/-	PP	SH	GW
84-85	2	1	0	1	0	1	0	1	0
85-86	79	9	10	19	119	6	1	0	1
86-87	78	8	16	24	144	-29	1	0	2
87-88	71	14	27	41	137	1	5	0	3
88-89	62	13	27	40	101	19	3	0	2
89-90	80	13	41	54	102	4	4	0	2
90-91	79	24	50	74	69	-10	9	2	3
91-92	79	17	37	54	105	18	8	1	2
92-93	83	34	45	79	114	-7	13	1	6
93-94	72	16	24	40	108	-13	6	0	3
TOTAL	685	149	277	426	999	-10	50	5	24
NHL TOTAL	1157	227	450	677	1392	-27	91	8	37

ALAN HAWORTH

F

#15

Acquired from Buffalo with Sabres' 3rd-round pick in the 1982 Entry Draft (Milan Novy) for Capitals' 2nd (Mike Anderson) and 4th (Timo Jutila) choices in the 1982 Entry Draft, June 9, 1982. Traded to Quebec with Gaetan Duchesne and Capitals' 1st choice (Joe Sakic) in the 1987 Entry Draft for Dale Hunter and Clint Malarchuk, June 13, 1987.

YEAR	GP	G	A	PTS	PIM	+/-	PP	SH	GW
82-83	74	23	27	50	34	-5	5	0	2
83-84	75	24	31	55	52	14	7	0	5
84-85	76	23	26	49	48	19	4	0	2
85-86	71	34	39	73	72	36	7	0	5
86-87	50	25	16	41	43	3	9	0	2
TOTAL	346	129	139	268	249	67	32	0	16
NHL TOTAL	524	189	211	400	425	62	45	0	20

DWAYNE HAY

F

#42

Capitals' 3rd choice (43rd overall) in the 1995 Amateur Draft. Traded to Florida in exchange for Esa Tikkanen and future considerations, March 9, 1998.

YEAR	GP	G	A	PTS	PIM	+/-	PP	SH	GW
97-98	2	0	0	0	2	E	0	0	0
NHL TOTAL	79	2	4	6	22	-7	0	0	0

TIMO HELBLING

D

#51

Signed as a free agent, Aug. 9, 2006. Traded to Buffalo with Dainius Zubrus for Jiri Novotny and Buffalo's 1st choice (later traded to San Jose-Nick Petrecki), Feb. 27, 2007.

YEAR	GP	G	A	PTS	PIM	+/-	PP	SH	GW
06-07	2	0	0	0	2	-1	0	0	0
NHL TOTAL	11	0	1	1	8	-4	0	0	0

BRYAN HELMER

D

#43

Signed as a free agent, Nov. 28, 2008. Became a free agent, July 1, 2009.

YEAR	GP	G	A	PTS	PIM	+/-	PP	SH	GW
08-09	12	0	3	3	2	-1	0	0	0
NHL TOTAL	146	8	18	26	135	7	3	0	2

ARCHIE HENDERSON

F

#31

Capitals' 10th choice (165th overall) in the 1977 Amateur Draft. Became a free agent after 1980-81 season.

YEAR	GP	G	A	PTS	PIM	+/-	PP	SH	GW
80-81	7	1	0	1	28	-1	0	0	0
NHL TOTAL	23	3	1	4	92	-3	0	0	0

ALEX HENRY

F

#45

Claimed off waivers from Edmonton, Oct. 24, 2002. Claimed off waivers by Minnesota, Oct. 9, 2003.

YEAR	GP	G	A	PTS	PIM	+/-	PP	SH	GW
02-03	38	0	0	0	80	-4	0	0	0
NHL TOTAL	177	2	9	11	269	-7	0	0	0

MATT HERR

F

#26

Capitals' 4th choice (93rd overall) in the 1994 Entry Draft. Traded to Philadelphia for Dean Melanson, March 13, 2001.

YEAR	GP	G	A	PTS	PIM	+/-	PP	SH	GW
98-99	30	2	2	4	8	-7	1	0	0
00-01	22	2	3	5	17	3	0	0	1
TOTAL	52	4	5	9	25	-4	1	0	1
NHL TOTAL	58	4	5	9	25	-6	1	0	1

JAMIE HEWARD

D

#6

Signed as a free agent, Aug. 12, 2005. Traded to Los Angeles for future considerations, Feb. 27, 2007.

YEAR	GP	G	A	PTS	PIM	+/-	PP	SH	GW
05-06	71	7	21	28	54	-5	4	0	2
06-07	52	4	12	16	27	4	2	0	1
TOTAL	123	11	33	44	81	-1	6	0	3
NHL TOTAL	394	38	86	124	221	-50	22	0	6

DENNIS HEXTALL

F

#12, 22

Signed as free agent Feb. 9, 1979. Became a free agent, June 1, 1980.

YEAR	GP	G	A	PTS	PIM	+/-	PP	SH	GW
78-79	26	2	9	11	43	-13	0	0	0
79-80	15	1	1	2	49	-5	0	0	0
TOTAL	41	3	10	13	92	-18	0	0	0
NHL TOTAL	681	153	350	503	1398	-134	26	3	18

DOUG HICKS

D

#2

Acquired from Edmonton for Todd Bidner, March 9, 1982. Retired following 1982-83 season.

YEAR	GP	G	A	PTS	PIM	+/-	PP	SH	GW
81-82	12	0	1	1	11	-7	0	0	0
82-83	6	0	0	0	7	-3	0	0	0
TOTAL	18	0	1	1	18	-10	0	0	0
NHL TOTAL	561	37	131	168	442	-73	12	4	2

ANDRE HIDI

F

#21

Signed as a free agent from the University of Toronto (QUAA), March 19, 1984. Retired after the 1984-85 season.

YEAR	GP	G	A	PTS	PIM	+/-	PP	SH	GW
83-84	1	0	0	0	0	E	0	0	0
84-85	6	2	1	3	9	2	1	0	0
TOTAL	7	2	1	3	9	2	1	0	0
NHL TOTAL	7	2	1	3	9	2	1	0	0

BENOIT HOGUE

F

#33

Claimed off waivers from Boston March 19, 2002. Became a free agent July 1, 2002.

YEAR	GP	G	A	PTS	PIM	+/-	PP	SH	GW
01-02	9	0	1	1	4	2	0	0	0
NHL TOTAL	863	222	321	546	877	34	42	10	34

RANDY HOLT

D

#4

Acquired from Calgary with Bob Gould for Pat Ribble and future considerations, Nov. 24, 1981. Became a free agent, June 1, 1983.

YEAR	GP	G	A	PTS	PIM	+/-	PP	SH	GW
81-82	53	2	6	8	250	-7	0	0	0
82-83	70	0	8	8	275	-7	0	0	0
TOTAL	123	2	14	16	525	-14	0	0	0
NHL TOTAL	395	4	37	41	1438	-76	0	0	0

BILL HOULDER

D

#34, 2

Capitals' 4th choice (82nd overall) in the 1985 Entry Draft. Traded to Buffalo for Shawn Anderson, Sept. 30, 1990.

YEAR	GP	G	A	PTS	PIM	+/-	PP	SH	GW
87-88	30	1	2	3	10	-2	0	0	0
88-89	8	0	3	3	4	7	0	0	0
89-90	41	1	11	12	28	8	0	0	0
TOTAL	79	2	16	18	42	13	0	0	0
NHL TOTAL	846	59	191	250	412	31	20	1	15

PHIL HOUSLEY

D

#96

Signed as a free agent on July 22, 1996. Claimed off waivers by Calgary, July 21, 1998.

YEAR	GP	G	A	PTS	PIM	+/-	PP	SH	GW
96-97	77	11	29	40	24	-10	3	1	2
97-98	64	6	25	31	24	-10	4	1	0
TOTAL	141	17	54	71	48	-20	7	2	2
NHL TOTAL	1495	338	894	1232	822	-53	129	7	48

All-Time Player Register

KEN HOUSTON

F

#19

Acquired from Calgary with Pat Riffin for Howard Walker, George White and future considerations, June 9, 1982. Traded to Los Angeles with Brian Enblom for Larry Murphy, Oct. 18, 1983.

YEAR	GP	G	A	PTS	PIM	+/-	PP	SH	GW
82-83	71	25	14	39	93	-8	9	0	0
83-84	4	0	0	0	4	-2	0	0	0
TOTAL	75	25	14	39	97	-10	9	0	0
NHL TOTAL	570	161	167	328	624	-6	28	0	14

JIM HRYCUIK

F

#25

Acquired in 1974 Inter-League Draft from Hershey (AHL). Contract expired April 1976.

YEAR	GP	G	A	PTS	PIM	+/-	PP	SH	GW
74-75	21	5	5	10	12	-12	1	0	0
NHL TOTAL	21	5	5	10	12	-12	1	0	0

JAMIE HUNT

F

#29

Signed as a free agent, April 1, 2006. Became a free agent, July 1, 2008.

YEAR	GP	G	A	PTS	PIM	+/-	PP	SH	GW
06-07	1	0	0	0	0	-1	0	0	0
NHL TOTAL	1	0	0	0	0	-1	0	0	0

DALE HUNTER

F

#32

Acquired from Quebec with Clint Malarchuk for Gaetan Duchesne, Alan Haworth and Washington's 1st choice in the 1987 Entry Draft (Joe Sakic), June 13, 1987. Traded to Colorado with Washington's 3rd choice in the 2000 Entry Draft (Sergei Kliazmine) in exchange for Vancouver's 2nd choice in the 1999 Entry Draft (Charlie Stephens).

YEAR	GP	G	A	PTS	PIM	+/-	PP	SH	GW
87-88	79	22	37	59	240	7	11	0	1
88-89	80	20	37	57	219	-3	9	0	3
89-90	80	23	39	62	233	17	9	1	6
90-91	76	16	30	46	234	-22	9	0	2
91-92	80	28	50	78	205	-2	13	0	4
92-93	84	29	59	79	198	3	10	0	2
93-94	52	9	29	38	131	-4	1	0	1
94-95	45	8	15	23	101	-4	3	0	1
95-96	82	13	24	37	112	5	4	0	3
96-97	82	14	32	46	125	-2	3	0	5
97-98	82	8	18	26	103	1	0	0	1
98-99	50	0	5	5	102	-7	0	0	0
TOTAL	872	181	375	556	2003	-4	72	1	29
NHL TOTAL	1407	323	697	1020	3565	98	92	10	41

MARK HUNTER

F

#27

Acquired from Hartford with Yvon Corriveau for Nick Kypreos, July 30, 1992. Became a free agent, July 1, 1993.

YEAR	GP	G	A	PTS	PIM	+/-	PP	SH	GW
92-93	7	0	0	0	14	1	0	0	0
NHL TOTAL	628	213	171	384	1426	-11	71	2	19

JAMIE HUSCROFT

F

#3

Signed as a free agent on August 9, 1999. Retired, 2001.

YEAR	GP	G	A	PTS	PIM	+/-	PP	SH	GW
99-00	7	0	0	0	11	-5	0	0	0
NHL TOTAL	352	5	33	38	1065	-8	0	0	1

AL IAFRATE

D

#34

Acquired from Toronto for Bob Rouse and Peter Zezel, Jan. 15, 1991. Traded to Boston for Joe Juneau, March 21, 1994.

YEAR	GP	G	A	PTS	PIM	+/-	PP	SH	GW
90-91	30	6	8	14	124	-1	0	1	1
91-92	78	17	34	51	180	1	6	0	1
92-93	81	25	41	66	169	15	11	1	4
93-94	67	10	35	45	143	10	4	0	3
TOTAL	256	58	118	176	616	25	21	2	9
NHL TOTAL	799	152	311	463	1301	-64	46	8	22

JAROMIR JAGR

F

#68

Acquired from Pittsburgh with Frantisek Kucera for Kris Beech, Michal Sivek, Ross Lupaschuk and future considerations, July 11, 2001. Traded to New York Rangers for Anson Carter, Jan. 23, 2004.

YEAR	GP	G	A	PTS	PIM	+/-	PP	SH	GW
01-02	69	31	48	79	30	0	10	0	3
02-03	75	36	41	77	38	5	13	2	9
03-04	46	16	29	45	38	-5	6	0	1
TOTAL	190	83	118	201	106	0	29	2	13
NHL TOTAL	1273	646	953	1599	907	275	181	11	112

DOUG JARVIS

F

#25

Acquired from Montreal with Brian Enblom, Rod Langway, and Craig Laughlin for Rick Green and Ryan Walter, Sept. 10, 1982. Traded to Hartford for Jorgen Pettersson, Dec. 6, 1985.

YEAR	GP	G	A	PTS	PIM	+/-	PP	SH	GW
82-83	80	8	22	30	10	-12	0	1	0
83-84	80	13	29	42	12	7	0	2	0
84-85	80	9	28	37	32	19	1	1	1
85-86	25	1	2	3	16	-5	0	0	0
TOTAL	265	31	81	112	70	9	1	4	1
NHL TOTAL	964	139	264	403	263	121	4	16	16

WES JARVIS

F

#23, 17, 15

Capitals' 18th choice (213th overall) in 1978 Amateur Draft. Traded to Minnesota with Rolie Bortin for Robbie Moore and future considerations, Aug. 15, 1982.

YEAR	GP	G	A	PTS	PIM	+/-	PP	SH	GW
79-80	63	11	15	26	8	-3	0	0	0
80-81	55	9	14	23	30	-9	0	1	0
81-82	26	1	12	13	18	5	0	0	0
TOTAL	144	21	41	62	56	-7	0	1	0
NHL TOTAL	237	31	55	86	98	-23	1	2	0

GRANT JENNINGS

D

#33

Signed as a free agent, June 25, 1985. Traded to Hartford with Ed Kastelic for Mike Millar and Neil Sheehy, July 6, 1988.

YEAR	GP	G	A	PTS	PIM	+/-	PP	SH	GW
(Played in 1 playoff game, 1988 vs. NJ)									
NHL TOTAL	389	14	43	57	804	-6	0	3	3

DAVID A. JENSEN

F

#9

Acquired from Hartford for Dean Evason and Peter Sidorkiewicz, March 12, 1985. Signed as a free agent by Boston, July 1988.

YEAR	GP	G	A	PTS	PIM	+/-	PP	SH	GW
85-86	5	1	0	1	0	1	0	0	0
86-87	46	8	8	16	12	-10	2	0	0
87-88	5	0	1	1	4	E	0	0	0
TOTAL	56	9	9	18	16	-9	2	0	0
NHL TOTAL	69	9	13	22	22	-10	2	0	0

CALLE JOHANSSON

D

#6

Acquired from Buffalo March 7, 1989, with Buffalo's 2nd choice (Byron Dafoe) in 1989 NHL Entry Draft for Clint Malarchuk, Grant Ledyard and Washington's 6th choice (Brian Holzinger) in 1991 NHL Entry Draft. Retired, Aug. 7, 2003.

YEAR	GP	G	A	PTS	PIM	+/-	PP	SH	GW
88-89	12	1	7	8	4	1	1	0	0
89-90	70	8	31	39	25	7	4	0	2
90-91	80	11	41	52	23	-2	2	1	2
91-92	80	14	42	56	49	2	5	2	2
92-93	77	7	38	45	56	3	6	0	0
93-94	84	9	33	42	59	3	4	0	1
94-95	46	5	26	31	35	-6	4	0	2
95-96	78	10	25	35	50	13	4	0	0
96-97	65	6	11	17	16	-2	2	0	0
97-98	73	15	20	35	30	-11	10	1	1
98-99	67	8	21	29	22	10	2	0	2
99-00	82	7	25	32	24	13	1	0	3
00-01	76	7	29	36	26	11	5	0	0
01-02	11	2	0	2	8	-4	0	0	1
02-03	82	3	12	15	22	9	1	0	0
TOTAL	983	113	361	474	449	47	51	4	16
NHL TOTAL	1109	119	416	535	519	57	53	4	17

JONAS JOHANSSON

F

#45

Acquired from Colorado with Bates Battaglia for Steve Konowalchuk and the Capitals' 3rd choice in the 2004 Entry Draft (later traded to Carolina-Casey Borer), Oct. 22, 2003. Became a free agent, July 1, 2007.

YEAR	GP	G	A	PTS	PIM	+/-	PP	SH	GW
05-06	1	0	0	0	2	E	0	0	0
NHL TOTAL	1	0	0	0	2	E	0	0	0

CRAIG JOHNSON

F

#27

Claimed off waivers from Toronto, March 5, 2004. Became a free agent, July 1, 2004.

YEAR	GP	G	A	PTS	PIM	+/-	PP	SH	GW
03-04	15	0	6	6	8	-6	0	0	0
NHL TOTAL	557	75	98	173	260	-33	18	1	8

All-Time Player Register

JIM JOHNSON

D

#2, 4

Acquired from Dallas for Alan May, March 21, 1994. Became a free agent, July 1, 1996.

YEAR	GP	G	A	PTS	PIM	+/-	PP	SH	GW
93-94	8	0	0	0	12	-1	0	0	0
94-95	47	0	13	13	43	6	0	0	0
95-96	66	2	4	6	34	-3	0	0	0
TOTAL	121	2	17	19	89	2	0	0	0
NHL TOTAL	829	29	166	195	1197	16	3	0	2

JAY JOHNSTON

D

#8, 4, 26

Capitals' 6th choice (45th overall) in the 1978 Amateur Draft. Released, June 1, 1984

YEAR	GP	G	A	PTS	PIM	+/-	PP	SH	GW
80-81	2	0	0	0	9	E	0	0	0
81-82	6	0	0	0	4	-2	0	0	0
TOTAL	8	0	0	0	13	-2	0	0	0
NHL TOTAL	8	0	0	0	13	-2	0	0	0

GREG JOLY

D

#3

Capitals' 1st choice (1st overall) in the 1974 Amateur Draft. Traded to Detroit for Bryan Watson, Nov. 30, 1976.

YEAR	GP	G	A	PTS	PIM	+/-	PP	SH	GW
74-75	44	1	7	8	44	-68	1	0	0
75-76	54	8	17	25	28	-46	3	1	1
TOTAL	98	9	24	33	72	-114	4	1	1
NHL TOTAL	365	21	76	97	250	-163	7	2	3

KEITH JONES

F

#26, 9

Capitals' 7th choice (141st overall) in the 1988 Entry Draft. Traded with Washington's 1st (Scott Parker) and 4th (later traded back to Washington-Krys Barch) choices in the 1998 Entry Draft to Colorado for Chris Simon and Curtis Leschyshyn, Nov. 2, 1996.

YEAR	GP	G	A	PTS	PIM	+/-	PP	SH	GW
92-93	71	12	14	26	124	18	0	0	3
93-94	68	16	19	35	149	4	5	0	1
94-95	40	14	6	20	65	-2	1	0	4
95-96	68	18	23	41	103	8	5	0	2
96-97	11	2	3	5	13	-2	1	0	0
TOTAL	258	62	65	127	454	26	12	0	10
NHL TOTAL	491	117	141	258	765	53	30	1	22

RON JONES

F

#18, 24

Acquired from Pittsburgh for Pete LaFramboise, Jan. 21, 1975. Became a free agent, June 1, 1976.

YEAR	GP	G	A	PTS	PIM	+/-	PP	SH	GW
74-75	19	1	1	2	16	-14	1	0	0
75-76	2	0	0	0	0	-1	0	0	0
TOTAL	21	1	1	2	16	-15	1	0	0
NHL TOTAL	54	1	4	5	31	-27	1	0	0

BOB JOYCE

F

#27

Acquired from Boston for Dave Christian, Dec. 13, 1989. Traded to Winnipeg with Tyler Larter and Kent Paynter for Craig Duncanson, Brent Hughes and Simon Wheeldon, May 21, 1991.

YEAR	GP	G	A	PTS	PIM	+/-	PP	SH	GW
89-90	24	5	8	13	4	2	1	0	1
90-91	17	3	3	6	8	3	0	0	1
TOTAL	41	8	11	19	12	5	1	0	2
NHL TOTAL	158	34	49	83	90	9	10	0	5

JOE JUNEAU

F

#90

Acquired from Boston for Al Iafrate, March 21, 1994. Traded to Buffalo with Washington's 3rd choice in 1999 Entry Draft (Tim Preston) for Alexei Tezikov and future considerations, March 23, 1999.

YEAR	GP	G	A	PTS	PIM	+/-	PP	SH	GW
93-94	11	5	8	13	6	E	2	0	0
94-95	44	5	38	43	8	-1	3	0	0
95-96	80	14	50	64	30	-3	7	2	2
96-97	58	15	27	42	8	-11	9	1	3
97-98	56	9	22	31	26	-8	4	1	1
98-99	63	14	27	41	20	-3	2	1	3
TOTAL	321	63	173	236	100	-26	27	5	9
NHL TOTAL	828	156	416	572	272	-3	52	6	23

MILAN JURCINA

D

#23

Acquired from Boston for a conditional pick in the 2008 Entry Draft, Feb. 1, 2007.

YEAR	GP	G	A	PTS	PIM	+/-	PP	SH	GW
06-07	30	2	7	9	24	5	0	0	0
07-08	75	1	8	9	30	4	1	0	0
08-09	79	3	11	14	68	1	0	0	1
TOTAL	184	6	26	32	122	10	1	0	1
NHL TOTAL	275	14	32	46	196	8	3	0	2

KEVIN KAMINSKI

F

#23

Acquired from Quebec for the rights to Mark Matier, June 15, 1993. Became a free agent, July 1, 1998.

YEAR	GP	G	A	PTS	PIM	+/-	PP	SH	GW
93-94	13	0	5	5	87	2	0	0	0
94-95	27	1	1	2	102	-6	0	0	1
95-96	54	1	2	3	164	-1	0	0	0
96-97	38	1	2	3	130	E	0	0	0
TOTAL	132	3	10	13	483	-5	0	0	1
NHL TOTAL	139	3	10	13	528	-8	0	0	1

BOYD KANE

F

#22

Signed as a free agent, Aug. 12, 2005. Became a free agent, July 1, 2006. Signed as a free agent, July 11, 2009.

YEAR	GP	G	A	PTS	PIM	+/-	PP	SH	GW
05-06	5	0	1	1	2	1	0	0	0
NHL TOTAL	28	0	3	3	37	-7	0	0	0

ED KASTELIC

F

#29

Capitals' 4th choice (110th overall) in the 1982 Entry Draft. Traded to Hartford with Grant Jennings for Mike Millar and Neil Sheehy, July 6, 1988.

YEAR	GP	G	A	PTS	PIM	+/-	PP	SH	GW
85-86	15	0	0	0	73	E	0	0	0
86-87	23	1	1	2	83	-3	1	0	0
87-88	35	1	0	1	78	-3	0	0	0
TOTAL	73	2	1	3	234	-6	1	0	0
NHL TOTAL	220	11	10	21	719	-20	1	0	0

MIKE KASZYCKI

F

#20

Acquired from New York Islanders for Gord Lane, Dec. 7, 1979. Traded to Toronto for Pat Ribble, Feb. 14, 1980.

YEAR	GP	G	A	PTS	PIM	+/-	PP	SH	GW
79-80	28	7	10	17	10	-5	1	0	0
NHL TOTAL	226	42	80	122	108	18	6	0	6

BOB KELLY

F

#24

Acquired from Philadelphia for future considerations, Aug. 21, 1980. Contract bought out, Dec. 7, 1981.

YEAR	GP	G	A	PTS	PIM	+/-	PP	SH	GW
80-81	80	26	36	62	157	-13	8	0	4
81-82	16	0	4	4	12	-12	0	0	0
TOTAL	96	26	40	66	169	-25	8	0	4
NHL TOTAL	837	154	208	362	1454	109	14	0	28

DMITRI KHRISTICH

F

#8

Capitals' 6th choice (120th overall) in the 1988 Entry Draft. Traded to Los Angeles with Byron Dafoe for Kings' 1st (Alexandre Volchkov) and Dallas' 4th (Justin Davis) choices in 1996, July 8, 1995. Acquired from Toronto for Tampa Bay's 3rd choice in the 2001 Entry Draft (Brendan Bell), Dec. 11, 2000. Became a free agent, July 1, 2002.

YEAR	GP	G	A	PTS	PIM	+/-	PP	SH	GW
90-91	40	13	14	27	21	-1	1	0	0
91-92	80	36	37	73	35	24	14	1	7
92-93	64	31	35	66	28	29	9	1	1
93-94	83	29	29	58	73	-2	10	0	4
94-95	48	12	14	26	41	0	8	0	2
00-01	43	10	19	29	8	-8	4	0	4
01-02	61	9	12	21	12	2	3	0	2
TOTAL	419	140	160	300	218	44	49	2	20
NHL TOTAL	811	259	337	596	422	104	95	5	32

OREST KINDRACHUK

F

#27

Signed as free agent from Pittsburgh, Sept. 1, 1981. Released from contract, Dec. 3, 1981.

YEAR	GP	G	A	PTS	PIM	+/-	PP	SH	GW
81-82	4	1	0	1	2	-4	1	0	0
NHL TOTAL	508	118	261	379	648	122	19	8	15

BRIAN KINSELLA

F

#24, 11

Capitals' 6th choice (91st overall) in the 1974 Amateur Draft. Became a free agent, June 1, 1978.

YEAR	GP	G	A	PTS	PIM	+/-	PP	SH	GW
75-76	4	0	1	1	0	-2	0	0	0
76-77	6	0	0	0	0	-2	0	0	0
TOTAL	10	0	1	1	0	-4	0	0	0
NHL TOTAL	10	0	1	1	0	-4	0	0	0

All-Time Player Register

KEN KLEE

D

#2

Capitals' 11th choice (177th overall) in the 1990 Entry Draft. Became a free agent, July 1, 2003.

YEAR	GP	G	A	PTS	PIM	+/-	PP	SH	GW
94-95	23	3	1	4	41	2	0	0	0
95-96	66	8	3	11	60	-1	0	1	2
96-97	80	3	8	11	115	-5	0	0	2
97-98	51	4	2	6	46	-3	0	0	1
98-99	78	7	13	20	80	-9	0	0	1
99-00	80	7	13	20	79	8	0	0	2
00-01	54	2	4	6	60	-5	0	0	0
01-02	68	8	8	16	38	4	2	0	3
02-03	70	1	16	17	89	22	0	0	0
TOTAL	570	43	68	111	608	13	2	1	11
NHL TOTAL	934	55	140	195	880	30	6	1	13

SCOTT KLEINENDORST

D

#29

Acquired from Hartford for Jim Thomson, March 6, 1989. Released following 1989-90 season.

YEAR	GP	G	A	PTS	PIM	+/-	PP	SH	GW
88-89	3	0	1	1	10	E	0	0	0
89-90	15	1	3	4	16	4	0	0	0
TOTAL	18	1	4	5	26	4	0	0	0
NHL TOTAL	281	12	46	58	452	-13	1	0	0

JAKUB KLEPIS

F

#38

Acquired from Buffalo for Mike Grier, March 9, 2004.

YEAR	GP	G	A	PTS	PIM	+/-	PP	SH	GW
05-06	25	1	3	4	8	-11	0	0	0
06-07	41	3	7	10	28	-2	0	0	0
TOTAL	66	4	10	14	36	-13	0	0	0
NHL TOTAL	66	4	10	14	36	-13	0	0	0

STEVE KONOWALCHUK

F

#22

Capitals' 5th choice (58th overall) in the 1991 Entry Draft. Traded with Washington's 3rd choice in the 2004 Entry Draft (later traded to Carolina-Casey Borer) to Colorado for Bates Battaglia and Jonas Johansson, Oct. 22, 2003.

YEAR	GP	G	A	PTS	PIM	+/-	PP	SH	GW
91-92	1	0	0	0	0	0	0	0	0
92-93	36	4	7	11	16	4	1	0	1
93-94	62	12	14	26	33	9	0	0	0
94-95	46	11	14	25	44	7	3	3	3
95-96	70	23	22	45	92	13	7	1	3
96-97	78	17	25	42	67	-3	2	1	3
97-98	80	10	24	34	80	19	3	0	1
98-99	45	12	12	24	26	0	4	1	2
99-00	82	16	27	43	80	19	3	0	1
00-01	82	24	23	47	87	8	6	0	5
01-02	28	2	12	14	23	-2	0	0	0
02-03	77	15	15	30	71	3	2	0	3
03-04	6	0	1	1	0	-5	0	0	0
TOTAL	693	146	196	342	619	62	30	6	23
NHL TOTAL	790	171	225	396	703	69	34	8	26

JOHN KORDIC

F

#25

Acquired from Toronto with Paul Fenton for future considerations, Jan. 24, 1991. Released from contract, July 1991.

YEAR	GP	G	A	PTS	PIM	+/-	PP	SH	GW
90-91	7	0	0	0	101	1	0	0	0
NHL TOTAL	244	17	18	35	997	-30	3	0	0

VIKTOR KOZLOV

F

#25

Signed as a free agent, July 1, 2007. Became a free agent, July 1, 2009.

YEAR	GP	G	A	PTS	PIM	+/-	PP	SH	GW
07-08	81	16	38	54	18	28	2	0	2
08-09	67	13	28	41	16	-9	2	0	0
TOTAL	148	29	66	95	34	19	4	0	2
NHL TOTAL	897	198	339	537	248	-3	54	5	19

STAFFAN KRONWALL

D

#44

Acquired off waivers from Toronto, Feb. 6, 2009. Became a free agent, July 1, 2009.

YEAR	GP	G	A	PTS	PIM	+/-	PP	SH	GW
08-09	3	0	0	0	0	-1	0	0	0
NHL TOTAL	55	0	1	1	21	-6	0	0	0

TODD KRYGIER

F

#9, 21

Acquired from Hartford for Washington's 4th choice in the 1993 Entry Draft (later traded to Calgary, Jason Smith), Oct. 3, 1991. Traded to Anaheim for a Anaheim's 4th choice in the 1996 Entry Draft (later traded to Dallas-Mike Hurley), Feb. 2, 1992. Acquired from Anaheim in exchange for Mike Torchia, March 8, 1996.

YEAR	GP	G	A	PTS	PIM	+/-	PP	SH	GW
91-92	67	13	17	30	107	-1	1	0	1
92-93	77	11	12	23	60	-13	0	2	0
93-94	66	12	18	30	60	-4	0	1	3
95-96	16	6	5	11	2	8	1	0	0
96-97	47	5	11	16	37	-10	1	0	1
97-98	45	2	12	14	30	-3	0	0	1
TOTAL	318	49	75	124	306	-23	3	3	6
NHL TOTAL	543	100	143	243	533	-26	14	5	12

DAVE KRYSKOW

F

#9

Acquired in 1974 Expansion Draft (3rd pick) from Chicago. Traded to Detroit for Jack Lynch, Feb. 7, 1975.

YEAR	GP	G	A	PTS	PIM	+/-	PP	SH	GW
74-75	51	9	15	24	83	-28	1	1	0
NHL TOTAL	213	33	56	89	174	-32	2	2	2

FRANTISEK KUCERA

D

#4

Acquired from Pittsburgh with Jaromir Jagr for Kris Beech, Ross Lupaschuk, Michal Sivek and future considerations, July 11, 2001. Became a free agent, July 1, 2002.

YEAR	GP	G	A	PTS	PIM	+/-	PP	SH	GW
01-02	56	1	13	14	12	7	0	0	0
NHL TOTAL	465	24	95	119	251	13	6	0	4

JOEL KWIATKOWSKI

D

#29

Acquired from Ottawa for future considerations, Jan. 15, 2003. Became a free agent, July 1, 2004.

YEAR	GP	G	A	PTS	PIM	+/-	PP	SH	GW
02-03	34	0	3	3	12	1	0	0	0
03-04	80	6	6	12	89	-28	2	0	0
TOTAL	114	6	9	15	101	-27	2	0	0
NHL TOTAL	282	16	29	45	245	-27	4	0	3

NICK KYPREOS

F

#9

Claimed from Philadelphia in the waiver draft, Oct. 2, 1989. Traded to Hartford for Mark Hunter and future considerations, June 15, 1992.

YEAR	GP	G	A	PTS	PIM	+/-	PP	SH	GW
89-90	31	5	4	9	82	2	0	0	2
90-91	79	9	9	18	196	-4	0	0	3
91-92	65	4	6	10	206	-3	0	0	0
TOTAL	175	18	19	37	484	-5	0	0	5
NHL TOTAL	442	46	44	90	1210	-24	0	0	9

YVON LABRE

D

#7

Acquired in 1974 Expansion Draft (4th pick) from Pittsburgh. Retired following the 1980-81 season for medical reasons.

YEAR	GP	G	A	PTS	PIM	+/-	PP	SH	GW
74-75	76	4	23	27	182	-54	0	0	0
75-76	80	2	20	22	146	-38	0	0	0
76-77	62	3	11	14	169	-5	0	2	0
77-78	22	0	8	8	41	E	0	0	0
78-79	51	1	13	14	80	7	0	0	0
79-80	18	0	5	5	38	3	0	0	0
80-81	25	2	4	6	100	-2	0	0	0
TOTAL	334	12	84	96	756	-89	0	2	0
NHL TOTAL	371	14	87	101	788	-94	0	2	0

PETE LAFRAMBOISE

F

#19

Acquired in the 1974 Expansion Draft (5th pick) from California. Traded to Pittsburgh for Ron Jones, Jan. 21, 1975.

YEAR	GP	G	A	PTS	PIM	+/-	PP	SH	GW
74-75	45	5	10	15	22	-37	0	0	0
NHL TOTAL	227	33	55	88	70	-91	5	0	1

BROOKS LAICH

F

#21

Acquired from Ottawa with Ottawa's 2nd choice in the 2005 Entry Draft (later traded to Colorado-Chris Durand) for Peter Bondra, Feb. 18, 2004.

YEAR	GP	G	A	PTS	PIM	+/-	PP	SH	GW
03-04	4	0	1	1	0	-1	0	0	0
05-06	73	7	14	21	26	-9	1	0	1
06-07	73	8	10	18	29	-2	2	3	0
07-08	82	21	16	37	35	-3	8	2	4
08-09	82	23	30	53	31	-1	9	1	3
TOTAL	314	59	71	130	121	-16	20	6	8
NHL TOTAL	315	59	71	130	123	-16	20	6	8

All-Time Player Register

QUINTIN LAING

F

#53

Signed as a free agent, July 18, 2006.

YEAR	GP	G	A	PTS	PIM	+/-	PP	SH	GW
07-08	39	1	5	6	10	4	0	0	1
08-09	1	0	0	0	0	1	0	0	0
TOTAL	40	1	5	6	10	5	0	0	1
NHL TOTAL	43	1	6	7	10	6	0	0	1

RON LALONDE

F

#22

Acquired from Pittsburgh with rights to Don Seiling for Lew Morrison, Dec. 14, 1974. Became a free agent, June 1, 1980.

YEAR	GP	G	A	PTS	PIM	+/-	PP	SH	GW
74-75	50	12	14	26	27	-39	4	1	1
75-76	80	9	19	28	19	-26	2	1	0
76-77	76	12	17	29	24	-20	0	0	0
77-78	67	1	5	6	16	-18	0	0	0
78-79	18	1	3	4	4	-1	0	1	0
TOTAL	291	35	58	93	90	-104	6	3	1
NHL TOTAL	397	45	78	123	106	-101	6	4	3

MIKE LALOR

D

#26

Acquired from St. Louis with Peter Zedel for Geoff Courtnall, July 13, 1990. Traded to Winnipeg for Paul MacDermid, March 2, 1992.

YEAR	GP	G	A	PTS	PIM	+/-	PP	SH	GW
90-91	68	1	5	6	61	-23	0	0	0
91-92	64	5	7	12	64	14	0	0	1
TOTAL	132	6	12	18	125	-9	0	0	1
NHL TOTAL	687	17	88	105	677	-12	0	0	3

MIKE LAMPMAN

F

#21

Acquired in 1974 Expansion Draft (18th pick) from Vancouver. Became a free agent, June 1, 1978.

YEAR	GP	G	A	PTS	PIM	+/-	PP	SH	GW
75-76	27	7	12	19	28	-6	0	0	1
76-77	22	6	5	11	4	-4	1	0	0
TOTAL	49	13	17	30	32	-10	1	0	1
NHL TOTAL	96	17	20	37	34	-15	2	0	1

ROBERT LANG

F

#20

Signed as a free agent, July 1, 2002. Traded to Detroit Red Wings for Tomas Fleischmann and Detroit's 1st (Mike Green) and 4th (Luke Lynes) choices in the 2006 Entry Draft, Feb. 27, 2004.

YEAR	GP	G	A	PTS	PIM	+/-	PP	SH	GW
02-03	82	22	47	69	22	12	10	0	2
03-04	63	29	45	74	24	2	10	0	2
TOTAL	145	51	92	143	46	14	20	0	4
NHL TOTAL	925	252	422	674	394	59	85	5	33

GORD LANE

D

#25, 28

Signed as a free agent, Oct. 5, 1976. Traded to New York Islanders for Mike Kaszycki, Dec. 7, 1979.

YEAR	GP	G	A	PTS	PIM	+/-	PP	SH	GW
75-76	3	1	0	1	12	-5	1	0	0
76-77	80	2	15	17	207	-25	0	0	0
77-78	69	2	9	11	195	-19	0	0	0
78-79	64	3	15	18	147	-15	0	0	0
79-80	19	2	4	6	53	1	0	0	0
TOTAL	235	10	43	53	614	-63	1	0	0
NHL TOTAL	539	19	94	113	1228	-16	1	1	2

ROD LANGWAY

D

#5

Acquired from Montreal with Brian Engblom, Doug Jarvis and Craig Laughlin for Rick Green and Ryan Walter, Sept. 9, 1982. Released on waivers, July 1, 1993.

YEAR	GP	G	A	PTS	PIM	+/-	PP	SH	GW
82-83	80	3	29	32	75	E	1	0	0
83-84	80	9	24	33	61	14	1	2	2
84-85	79	4	22	26	54	35	0	0	1
85-86	71	1	17	18	61	27	1	0	0
86-87	78	2	25	27	53	11	0	0	1
87-88	63	3	13	16	28	1	0	0	1
88-89	76	2	19	21	65	12	0	0	0
89-90	58	0	8	8	39	7	0	0	0
90-91	56	1	7	8	24	12	0	0	0
91-92	64	0	13	13	22	11	0	0	0
92-93	21	0	0	0	20	-13	0	0	0
TOTAL	726	25	177	202	502	117	3	2	5
NHL TOTAL	994	51	278	329	849	277	9	3	9

TYLER LARTER

F

#39

Capitals' 3rd choice (78th overall) in the 1987 Entry Draft. Traded to Winnipeg with Bob Joyce and Kent Paynter for Craig Duncanson, Brent Hughes and Simon Wheeldon, May 21, 1991.

YEAR	GP	G	A	PTS	PIM	+/-	PP	SH	GW
89-90	1	0	0	0	0	-1	0	0	0
NHL TOTAL	1	0	0	0	0	-1	0	0	0

CRAIG LAUGHLIN

F

#18

Acquired from Montreal with Brian Engblom, Doug Jarvis and Rod Langway for Rick Green and Ryan Walter, Sept. 9, 1982. Traded to Los Angeles for Grant Ledyard, Feb. 9, 1988.

YEAR	GP	G	A	PTS	PIM	+/-	PP	SH	GW
82-83	75	17	27	44	41	-7	5	0	3
83-84	80	20	32	52	69	4	7	0	3
84-85	78	16	34	50	38	12	5	0	3
85-86	75	30	45	75	43	24	10	0	4
86-87	80	22	30	52	67	-3	11	0	5
87-88	40	5	5	10	26	-8	3	0	1
TOTAL	428	110	173	283	284	22	41	0	19
NHL TOTAL	549	136	205	341	364	2	45	0	20

STEPHEN LEACH

F

#29, 21

Capitals' 2nd choice (34th overall) in 1984 Entry Draft. Traded to Boston for Randy Burridge, June 21, 1991.

YEAR	GP	G	A	PTS	PIM	+/-	PP	SH	GW
85-86	11	1	1	2	2	E	0	0	0
86-87	15	1	0	1	6	-4	0	0	0
87-88	8	1	1	2	17	2	0	0	1
88-89	74	11	19	30	94	-4	4	0	0
89-90	70	18	14	32	104	10	0	0	2
90-91	68	11	19	30	99	-9	4	0	1
TOTAL	246	43	54	97	322	-5	8	0	4
NHL TOTAL	702	130	153	283	978	-78	33	1	19

GRANT LEDYARD

D

#28, 6

Acquired from Los Angeles for Craig Laughlin, Feb. 9, 1988. Traded to Buffalo with Clint Malarchuk and the Capitals' 6th choice (Brian Holzinger) in the 1991 Entry Draft for Calle Johansson and Buffalo's 2nd choice (Byron Dafeo) in the 1989 Entry Draft, March 9, 1989.

YEAR	GP	G	A	PTS	PIM	+/-	PP	SH	GW
87-88	21	4	3	7	14	-4	1	0	1
88-89	61	3	11	14	43	1	1	0	1
TOTAL	82	7	14	21	57	-3	2	0	2
NHL TOTAL	1028	90	276	366	766	-54	31	1	14

PATRICE LEFEBVRE

F

#14

Signed as a free agent, Dec. 18, 1998. Signed to play in Germany, summer 1999.

YEAR	GP	G	A	PTS	PIM	+/-	PP	SH	GW
98-99	3	0	0	0	2	-2	0	0	0
NHL TOTAL	3	0	0	0	2	-2	0	0	0

ANTERO LEHTONEN

F

#14

Signed as free agent, Sept. 16, 1979. Released at the start of the 1980-81 season.

YEAR	GP	G	A	PTS	PIM	+/-	PP	SH	GW
79-80	65	9	12	21	14	-4	2	0	1
NHL TOTAL	65	9	12	21	14	-4	2	0	1

MIKKO LEINONEN

F

#34

Signed as a free agent from Karpas (Finland), March 13, 1985. Released June 1985.

YEAR	GP	G	A	PTS	PIM	+/-	PP	SH	GW
84-85	3	0	1	1	2	1	0	0	0
NHL TOTAL	162	31	78	109	71	19	5	0	4

JEAN LEMIEUX

D

#17, 3

Acquired from Atlanta with Gerry Meehan and Buffalo's 1st-round choice in the 1976 Amateur Draft (Greg Carroll) for Bill Clement, Jan. 22, 1976. Became a free agent June 1, 1978.

YEAR	GP	G	A	PTS	PIM	+/-	PP	SH	GW
75-76	33	6	14	20	2	-21	5	0	1
76-77	15	4	4	8	2	-9	2	0	0
77-78	16	3	7	10	0	-12	3	0	0
TOTAL	64	13	25	38	4	-42	10	0	1
NHL TOTAL	204	23	63	86	39	-45	14	0	3

SAMI LEPISTO

D

#42

Capitals' 5th choice (66th overall) in 2004 Entry Draft. Traded to Phoenix in exchange for a 5th-round choice in the 2010 Entry Draft, June 27, 2009.

YEAR	GP	G	A	PTS	PIM	+/-	PP	SH	GW
07-08	7	0	1	1	12	-1	0	0	0
08-09	7	0	4	4	6	-3	0	0	0
TOTAL	14	0	5	5	18	-4	0	0	0
NHL TOTAL	14	0	5	5	18	-4	0	0	0

All-Time Player Register

CURTIS LESCHYSHYN

D

#9

Acquired from Colorado with Chris Simon for Keith Jones and the Capitals' 1st (Scott Parker) and 4th choices (later traded back to Washington-Krys Barch) in the 1998 Entry Draft, Nov. 2, 1996. Traded to Hartford in exchange for Andrei Nikolishin, Nov. 9, 1996.

YEAR	GP	G	A	PTS	PIM	+/-	PP	SH	GW
96-97	2	0	0	0	2	0	0	0	0
NHL TOTAL	1033	47	165	212	669	-52	17	2	10

BILL LESUK

F

#20

Purchased from Los Angeles, July 28, 1974. Agreed to contract with Winnipeg (WHA), July 1975.

YEAR	GP	G	A	PTS	PIM	+/-	PP	SH	GW
74-75	79	8	11	19	77	-34	1	2	0
NHL TOTAL	388	44	63	107	368	-69	6	2	4

TREVOR LINDEN

F

#16

Acquired from Montreal with Dainius Zubrus and New Jersey's second-round draft choice in the 2001 Entry Draft for Richard Zednik, Jan Bulis and the Capitals' 1st choice in the 2001 Entry Draft (Alexander Perezhogin), March 13, 2001. Traded to Vancouver with NY Islanders' 2nd choice in 2002 Entry Draft (Denis Grot) for Vancouver's 1st (Boyd Gordon) and 3rd (later traded to Edmonton-Zachery Stortini) choices in the 2002 Entry Draft, Nov. 10, 2001.

YEAR	GP	G	A	PTS	PIM	+/-	PP	SH	GW
00-01	12	3	1	4	8	2	0	0	0
01-02	16	1	2	3	6	-2	1	0	0
TOTAL	28	4	3	7	12	0	1	0	0
NHL TOTAL	1382	375	492	867	895	-64	119	18	41

MARK LOFHOUSE

F

#8, 27, 11, 20

Capitals' 2nd choice (21st overall) in the 1977 Amateur Draft. Traded to Detroit for Al Jensen, July 23, 1981.

YEAR	GP	G	A	PTS	PIM	+/-	PP	SH	GW
77-78	18	2	1	3	8	-5	0	0	0
78-79	52	13	10	23	10	-11	1	0	0
79-80	68	15	18	33	20	-9	1	0	1
80-81	3	1	1	2	4	E	0	0	0
TOTAL	141	31	30	61	42	-25	2	0	1
NHL TOTAL	181	42	38	80	73	-24	0	0	0

KEN LOVSIN

D

#37

Signed as a free agent, July 3, 1990. Released from contract, June 1, 1992.

YEAR	GP	G	A	PTS	PIM	+/-	PP	SH	GW
90-91	1	0	0	0	0	-2	0	0	0
NHL TOTAL	1	0	0	0	0	-2	0	0	0

DWAYNE LOWDERMILK

D

#14

Acquired from New York Islanders for future considerations, Dec. 26, 1980. Became a free agent, June 1, 1982.

YEAR	GP	G	A	PTS	PIM	+/-	PP	SH	GW
80-81	2	0	1	1	2	-1	0	0	0
NHL TOTAL	2	0	1	1	2	-1	0	0	0

JOE LUNDRIGAN

D

#5

Acquired in 1974 Expansion Draft (11th pick) from Toronto. Became a free agent, June 1, 1975.

YEAR	GP	G	A	PTS	PIM	+/-	PP	SH	GW
74-75	3	0	0	0	2	-3	0	0	0
NHL TOTAL	52	2	8	10	22	1	1	0	1

JACK LYNCH

D

#19, 2

Acquired from Detroit for Dave Kryskow, Feb. 8, 1975. Released from contract, Oct. 20, 1979.

YEAR	GP	G	A	PTS	PIM	+/-	PP	SH	GW
74-75	20	1	5	6	16	-54	0	0	0
75-76	79	9	13	22	78	-52	5	0	1
76-77	75	5	25	30	90	-15	0	0	0
77-78	29	1	8	9	4	-13	0	0	0
78-79	30	2	6	8	14	2	1	0	0
TOTAL	233	18	57	75	202	-132	6	0	1
NHL TOTAL	382	24	106	130	336	-197	7	0	2

PAUL MACDERMID

F

#23

Acquired from Winnipeg for Mike Lalor, March 2, 1992. Traded to Quebec with Reggie Savage for Mike Hough, June 20, 1993.

YEAR	GP	G	A	PTS	PIM	+/-	PP	SH	GW
91-92	15	2	5	7	43	2	0	0	0
92-93	72	9	8	17	80	-13	1	0	3
TOTAL	87	11	13	24	123	-11	1	0	3
NHL TOTAL	690	116	142	258	1303	-14	19	0	18

PAUL MACKINNON

D

#19, 22, 4

Capitals' 4th choice (23rd overall) in the 1978 Amateur Draft. Released from contract, June 1, 1984.

YEAR	GP	G	A	PTS	PIM	+/-	PP	SH	GW
79-80	63	1	11	12	22	-1	0	0	0
80-81	14	0	0	0	22	5	0	0	0
81-82	39	2	9	11	35	-10	0	0	0
82-83	19	2	2	4	8	1	1	0	0
83-84	12	0	1	1	4	-7	0	0	0
TOTAL	147	5	23	28	91	-12	1	0	0
NHL TOTAL	147	5	23	28	91	-12	1	0	0

IVAN MAJESKY

D

#23

Signed as a free agent, Aug. 10, 2005. Became a free agent July 1, 2006.

YEAR	GP	G	A	PTS	PIM	+/-	PP	SH	GW
05-06	57	1	8	9	66	-2	0	1	0
NHL TOTAL	202	8	23	31	234	-27	0	1	2

STEWART MALGUNAS

F

#26, 4, 3

Acquired from Winnipeg in exchange for Dennis Chasse, Feb. 15, 1996. Traded to Nashville for a conditional pick in the 2001 Entry Draft, Feb. 2, 2000.

YEAR	GP	G	A	PTS	PIM	+/-	PP	SH	GW
95-96	1	0	0	0	0	0	0	0	0
96-97	6	0	0	0	2	2	0	0	0
97-98	8	0	0	0	12	1	0	0	0
98-99	10	0	0	0	6	-5	0	0	0
TOTAL	25	0	0	0	20	-2	0	0	0
NHL TOTAL	129	1	5	6	144	-10	0	0	0

STEVE MALTAIS

F

#26, 18

Capitals' 2nd selection (57th overall) in the 1987 Entry Draft. Traded to Minnesota with Trent Klatt for Shawn Chambers, June 21, 1991.

YEAR	GP	G	A	PTS	PIM	+/-	PP	SH	GW
89-90	8	0	0	0	2	-2	0	0	0
90-91	7	0	0	0	2	-1	0	0	0
TOTAL	15	0	0	0	4	-3	0	0	0
NHL TOTAL	120	9	18	27	53	-34	4	0	1

MIKE MARSON

F

#16

Capitals' 2nd choice (19th overall) in the 1974 Amateur Draft. Traded to Los Angeles for Steve Clippingdale, June 11, 1979.

YEAR	GP	G	A	PTS	PIM	+/-	PP	SH	GW
74-75	76	16	12	28	59	-65	5	0	2
75-76	57	4	7	11	50	-19	0	0	0
76-77	10	0	1	1	18	-1	0	0	0
77-78	46	4	4	8	101	1	0	0	0
78-79	4	0	0	0	0	-3	0	0	0
TOTAL	193	24	24	48	228	-87	5	0	2
NHL TOTAL	196	24	24	48	233	-89	5	0	2

JASON MARSHALL

D

#28

Acquired from Anaheim for Alexei Tezikov and the Capitals' 4th choice in the 2001 Entry Draft (Brandon Rogers). Became a free agent, July 1, 2001.

YEAR	GP	G	A	PTS	PIM	+/-	PP	SH	GW
00-01	5	0	0	0	17	-1	0	0	0
NHL TOTAL	526	16	51	67	1004	-34	5	1	1

GRANT MARTIN

F

#21, 25

Signed as a free agent, Aug. 6, 1985. Became a free agent, June 1, 1987.

YEAR	GP	G	A	PTS	PIM	+/-	PP	SH	GW
85-86	11	0	1	1	6	-5	0	0	0
86-87	9	0	0	0	4	-1	0	0	0
TOTAL	20	0	1	1	10	-6	0	0	0
NHL TOTAL	44	0	4	4	55	-16	0	0	0

DENNIS MARUK

F

#21

Acquired from Minnesota for the Capitals' 2nd choice in the 1979 Entry Draft (Tom McCarthy), Oct. 18, 1978. Traded to Minnesota for the North Stars' 2nd choice in the 1984 Entry Draft (Steve Leach), July 5, 1983.

YEAR	GP	G	A	PTS	PIM	+/-	PP	SH	GW
78-79	76	31	59	90	71	-14	6	2	3
79-80	27	10	17	27	8	E	1	1	0
80-81	80	50	47	97	87	-7	16	2	5
81-82	80	60	76	136	128	-4	20	2	1
82-83	80	31	50	81	71	-21	12	0	2
TOTAL	343	182	249	431	365	-46	55	7	11
NHL TOTAL	888	356	522	878	761	-75	89	14	26

All-Time Player Register

JIM MATHIESON

D

#36

Capitals' 3rd selection (59th overall) in the 1989 Entry Draft. Became a free agent, July 1994.

YEAR	GP	G	A	PTS	PIM	+/-	PP	SH	GW
89-90	2	0	0	0	4	E	0	0	0
NHL TOTAL	2	0	0	0	4	E	0	0	0

ALAN MAY

F

#16

Acquired from Los Angeles for the Capitals' 5th choice in the 1989 Entry Draft (Thomas Newman), June 17, 1989. Traded to Dallas for Jim Johnson, March 21, 1994.

YEAR	GP	G	A	PTS	PIM	+/-	PP	SH	GW
89-90	77	7	10	17	339	-1	1	0	2
90-91	67	4	6	10	264	-10	0	0	0
91-92	75	6	9	15	221	-7	0	0	1
92-93	83	6	10	16	268	1	0	0	1
93-94	43	4	7	11	97	-2	0	0	0
TOTAL	345	27	42	69	1189	-19	1	0	4
NHL TOTAL	393	31	45	76	1348	-18	1	0	6

GARY MCADAM

F

#20

Acquired on waivers from New Jersey, Nov. 17, 1983. Rights traded to New Jersey for cash, Jan. 18, 1984.

YEAR	GP	G	A	PTS	PIM	+/-	PP	SH	GW
83-84	24	1	5	6	12	E	0	0	1
NHL TOTAL	534	96	132	228	243	-54	8	2	14

MIKE MCEWEN

D

#2

Signed as a free agent from Los Angeles, Aug. 7, 1984. Became a free agent July 1, 1985.

YEAR	GP	G	A	PTS	PIM	+/-	PP	SH	GW
84-85	56	11	27	38	42	22	4	0	3
NHL TOTAL	716	108	296	404	460	-36	43	1	13

JIM MCGEOUGH

F

#23, 24

Capitals' 6th choice (110th overall) in 1981 Entry Draft. Traded to Pittsburgh for Mark Taylor, March 12, 1985.

YEAR	GP	G	A	PTS	PIM	+/-	PP	SH	GW
81-82	4	0	0	0	0	-2	0	0	0
84-85	11	3	0	3	12	0	0	0	0
TOTAL	15	3	0	3	12	-2	0	0	0
NHL TOTAL	57	7	10	17	32	-15	0	0	1

WALT MCKECHNIE

F

#10

Acquired from Detroit as compensation for Ron Low, Aug. 17, 1977. Traded to Cleveland for Bob Girard and Cleveland's 2nd choice (Paul MacKinnon) in the 1978 Amateur Draft, Dec. 9, 1977.

YEAR	GP	G	A	PTS	PIM	+/-	PP	SH	GW
77-78	16	4	1	5	0	-14	1	0	0
NHL TOTAL	955	214	392	606	469	-115	35	17	24

JIM MCKENZIE

F

#33

Claimed on waivers from Anaheim, Jan. 20, 2000. Became a free agent and signed with New Jersey, July 3, 2000.

YEAR	GP	G	A	PTS	PIM	+/-	PP	SH	GW
99-00	30	1	2	3	16	E	0	0	0
NHL TOTAL	880	48	52	100	1739	-86	2	0	6

DON MCLEAN

D

#8

Acquired from Philadelphia with Bill Clement and Flyers' 1st choice in the 1975 Amateur Draft (Alex Forsyth) for Capitals' 1st choice in 1975 Amateur Draft (Mel Bridgeman), June 3, 1975. Retired for medical reasons following 1976-77 season.

YEAR	GP	G	A	PTS	PIM	+/-	PP	SH	GW
75-76	9	0	0	0	6	-3	0	0	0
NHL TOTAL	9	0	0	0	6	-3	0	0	0

JIM MCTAGGART

D

#4, 3

Signed as a free agent from Billings (WHL), Nov. 9, 1979. Released at start of the 1982-83 season.

YEAR	GP	G	A	PTS	PIM	+/-	PP	SH	GW
80-81	52	1	6	7	185	-5	0	0	0
81-82	19	2	4	6	20	-2	0	1	1
TOTAL	71	3	10	13	205	-7	0	1	1
NHL TOTAL	71	3	10	13	205	-7	0	1	1

GERRY MEEHAN

F

#14

Acquired from Atlanta with Jean Lemieux and Buffalo's 1st pick in the 1976 Amateur Draft (Greg Carroll) for Bill Clement, Jan. 22, 1976. Released and signed with Cincinnati (WHA), Dec. 4, 1978.

YEAR	GP	G	A	PTS	PIM	+/-	PP	SH	GW
75-76	32	16	15	31	10	-7	3	0	0
76-77	80	28	36	64	13	-11	9	1	6
77-78	78	19	24	43	10	-41	7	0	2
78-79	18	2	4	6	0	-3	1	0	1
TOTAL	208	65	79	144	33	-62	20	1	9
NHL TOTAL	670	180	243	423	111	-116	42	2	23

DEAN MELANSON

D

#57

Acquired from Philadelphia for Matt Herr, March 13, 2001. Traded to Ottawa for Josef Boumedienne, Dec. 16, 2002.

YEAR	GP	G	A	PTS	PIM	+/-	PP	SH	GW
01-02	4	0	0	0	4	1	0	0	0
NHL TOTAL	9	0	0	0	8	E	0	0	0

GLEN METROPOLIT

F

#21

Signed as a free agent, July 19, 1999. Claimed by Tampa Bay in the waiver draft, Sept. 28, 2001. Claimed off waivers from Tampa Bay, Oct. 20, 2001. Claimed by Ottawa in the waiver draft, Oct. 3, 2003.

YEAR	GP	G	A	PTS	PIM	+/-	PP	SH	GW
99-00	30	6	13	19	4	5	1	0	1
00-01	15	1	5	6	10	-2	0	0	0
01-02	33	1	16	17	6	3	0	0	0
02-03	23	2	3	5	6	4	0	0	1
TOTAL	80	10	37	47	26	10	1	0	2
NHL TOTAL	338	41	89	130	124	9	8	0	9

BILL MIKKELSON

D

#4, 3

Acquired in 1974 Expansion Draft (16th pick) from NY Islanders. Became a free agent, June 1, 1977.

YEAR	GP	G	A	PTS	PIM	+/-	PP	SH	GW
74-75	59	3	7	10	52	-82	3	0	0
76-77	1	0	0	0	2	E	0	0	0
TOTAL	60	3	7	10	54	-82	3	0	0
NHL TOTAL	147	4	18	22	105	-147	3	0	0

MIKE MILLAR

F

#9

Acquired from Hartford with Neil Sheehy for Ed Kastelic and Grant Jennings, July 6, 1988. Traded to Boston for Alfie Turcotte, Oct. 2, 1989.

YEAR	GP	G	A	PTS	PIM	+/-	PP	SH	GW
88-89	18	6	3	9	4	-4	3	0	1
NHL TOTAL	78	18	18	36	12	-9	8	0	3

KELLY MILLER

F

#10

Acquired from NY Rangers with Mike Ridley and Bob Crawford for Bobby Carpenter and Washington's 2nd choice in the 1989 Entry Draft (Jason Prosofsky), Jan. 1, 1987.

YEAR	GP	G	A	PTS	PIM	+/-	PP	SH	GW
86-87	39	10	12	22	26	10	3	1	0
87-88	80	9	23	32	35	9	0	1	3
88-89	78	19	21	40	45	13	2	1	3
89-90	80	18	22	40	49	-2	3	2	2
90-91	80	24	26	50	29	10	4	2	3
91-92	78	14	38	52	49	20	0	1	3
92-93	84	18	27	45	32	-2	3	0	3
93-94	84	14	25	39	32	8	0	1	3
94-95	48	10	13	23	6	5	2	0	1
95-96	74	7	13	20	30	7	0	2	1
96-97	77	10	14	24	33	4	0	1	3
97-98	76	7	7	14	41	-2	0	3	3
98-99	62	2	5	7	29	-5	0	1	1
TOTAL	940	162	246	408	436	75	17	15	29
NHL TOTAL	1057	181	282	463	512	71	19	16	33

KEVIN MILLER

F

#14

Acquired from Detroit for Dino Ciccarelli, June 20, 1992. Traded to St. Louis for Paul Cavallini, Nov. 2, 1992.

YEAR	GP	G	A	PTS	PIM	+/-	PP	SH	GW
92-93	10	0	3	3	35	-4	0	0	0
NHL TOTAL	620	150	185	335	429	-7	28	14	26

All-Time Player Register

KIP MILLER

F

#14

Signed as a free agent, July 9, 2002. Became a free agent, July 1, 2004.

YEAR	GP	G	A	PTS	PIM	+/-	PP	SH	GW
02-03	72	12	38	50	18	-1	3	0	4
03-04	66	9	22	31	8	-10	6	0	2
TOTAL	138	21	60	81	26	-11	9	0	2
NHL TOTAL	449	74	165	239	105	-32	17	0	15

GRAHAM MINK

F

#39

Signed as a free agent, April 9, 2002. Became a free agent July 1, 2006. Signed as a free agent, July 2, 2008. Became a free agent, July 1, 2009.

YEAR	GP	G	A	PTS	PIM	+/-	PP	SH	GW
03-04	2	0	0	0	2	-1	0	0	0
05-06	3	0	0	0	0	E	0	0	0
08-09	2	0	0	0	0	E	0	0	0
TOTAL	7	0	0	0	2	-1	0	0	0
NHL TOTAL	7	0	0	0	2	-1	0	0	0

DMITRI MIRONOV

D

#15

Signed as a free agent, July 12, 1998. Became a free agent, July 2001.

YEAR	GP	G	A	PTS	PIM	+/-	PP	SH	GW
98-99	46	2	14	16	80	-5	2	0	0
99-00	73	3	19	22	28	6	1	0	0
00-01	36	3	5	8	6	-7	1	0	1
TOTAL	155	8	38	46	114	-6	4	0	1
NHL TOTAL	556	54	206	260	568	29	20	1	7

DOUG MOHNS

D

#2

Purchased from Atlanta, June 20, 1974. Became a free agent, June 1, 1975.

YEAR	GP	G	A	PTS	PIM	+/-	PP	SH	GW
74-75	75	2	19	21	54	-52	1	0	0
NHL TOTAL	1390	248	462	710	1250	10	40	5	22

HARTLAND MONAHAN

F

#12

Acquired in 1975 Intra-League Draft from NY Rangers. Traded to Pittsburgh for the Penguins' 1st choice in 1979 Entry Draft (later traded to Minnesota-Tom McCarthy), Oct. 17, 1977.

YEAR	GP	G	A	PTS	PIM	+/-	PP	SH	GW
75-76	80	17	29	46	35	-49	2	0	2
76-77	79	23	27	50	37	-28	7	1	4
TOTAL	159	40	56	96	72	-77	9	1	6
NHL TOTAL	334	61	80	141	163	-119	11	4	7

BARRIE MOORE

F

#25

Acquired from Edmonton for Brad Church, Feb. 3, 1999. Selected by Columbus in the 2000 Expansion Draft.

YEAR	GP	G	A	PTS	PIM	+/-	PP	SH	GW
99-00	1	0	0	0	0	E	0	0	0
NHL TOTAL	39	2	6	8	18	1	1	0	0

LEW MORRISON

F

#22

Acquired in 1974 Expansion Draft (19th pick) from Atlanta. Traded to Pittsburgh for Ron Lalonde and the rights to Don Seiling, Dec. 14, 1974.

YEAR	GP	G	A	PTS	PIM	+/-	PP	SH	GW
74-75	18	0	4	4	6	-14	0	0	0
NHL TOTAL	564	39	52	91	107	-60	5	4	6

SHAONE MORRISONN

D

#26

Acquired from Boston with Boston's 1st (Jeff Schultz) and 2nd (Mikhail Yunkov) choices in the 2004 Entry Draft for Sergei Gonchar, March 3, 2004.

YEAR	GP	G	A	PTS	PIM	+/-	PP	SH	GW
03-04	3	0	0	0	0	E	0	0	0
05-06	80	1	13	14	91	7	0	0	0
06-07	78	3	10	13	106	3	0	0	0
07-08	76	1	9	10	63	4	0	0	1
08-09	72	3	10	13	77	4	0	0	1
TOTAL	309	8	42	50	337	18	0	0	2
NHL TOTAL	350	9	49	58	355	28	0	0	2

JOE MOTZKO

F

#50

Signed as a free agent, July 10, 2007. Traded to Atlanta for Alexandre Giroux, Feb. 26, 2008.

YEAR	GP	G	A	PTS	PIM	+/-	PP	SH	GW
07-08	8	2	2	4	0	1	0	0	0
NHL TOTAL	25	4	2	6	0	E	0	0	0

BRYAN MUIR

D

#47

Acquired from Los Angeles for future considerations, Aug. 12, 2005. Became a free agent, July 1, 2007.

YEAR	GP	G	A	PTS	PIM	+/-	PP	SH	GW
05-06	72	8	18	26	72	-9	4	0	0
06-07	26	3	4	7	42	3	0	0	1
TOTAL	98	11	22	33	114	-6	4	0	1
NHL TOTAL	279	16	37	53	281	-20	4	1	1

RYAN MULHERN

F

#26

Signed as a free agent, March 17, 1997. Became a free agent, July 1, 1998.

YEAR	GP	G	A	PTS	PIM	+/-	PP	SH	GW
97-98	3	0	0	0	0	E	0	0	0
NHL TOTAL	3	0	0	0	0	E	0	0	0

PAUL MULVEY

F

#27

Capitals' 2nd choice (20th overall) in the 1978 Amateur Draft. Traded to Pittsburgh as compensation for Orest Kindrachuk, Sept. 4, 1981.

YEAR	GP	G	A	PTS	PIM	+/-	PP	SH	GW
78-79	55	7	4	11	81	-18	1	0	1
79-80	77	15	19	34	240	-8	2	0	3
80-81	55	7	14	21	166	-9	1	0	0
TOTAL	187	29	37	66	487	-35	4	0	4
NHL TOTAL	225	30	51	81	613	-42	4	0	4

JOE MURPHY

F

#9

Claimed off waivers from Boston, Feb. 11, 2000. Released, Dec. 9, 2000.

YEAR	GP	G	A	PTS	PIM	+/-	PP	SH	GW
99-00	29	5	8	13	53	8	1	0	2
00-01	14	1	5	6	20	-5	1	0	0
TOTAL	43	6	13	19	73	3	2	0	2
NHL TOTAL	779	233	295	528	810	29	64	8	26

LARRY MURPHY

D

#8

Acquired from Los Angeles for Brian Engblom and Ken Houston, Oct. 18, 1983. Traded to Minnesota with Mike Gartner for Dino Ciccarelli and Bob Rouse, March 7, 1989.

YEAR	GP	G	A	PTS	PIM	+/-	PP	SH	GW
83-84	72	13	33	46	50	12	2	0	2
84-85	79	13	42	55	51	21	3	0	0
85-86	78	21	44	65	50	2	8	1	2
86-87	80	23	58	81	39	25	8	0	4
87-88	79	8	53	61	72	2	7	0	1
88-89	65	7	29	36	70	-5	3	0	0
TOTAL	453	85	259	344	332	57	31	1	9
NHL TOTAL	1615	287	929	1216	1084	200	114	9	37

ROB MURRAY

F

#23

Capitals' 3rd selection (61st overall) in 1985 Entry Draft. Claimed by Minnesota in 1991 Expansion Draft, May 30, 1991.

YEAR	GP	G	A	PTS	PIM	+/-	PP	SH	GW
89-90	41	2	7	9	58	-10	0	0	0
90-91	17	0	3	3	19	E	0	0	0
TOTAL	58	2	10	12	77	-10	0	0	0
NHL TOTAL	107	4	15	19	111	-10	0	0	1

TERRY MURRAY

D

#25

Claimed from Philadelphia in the 1981 Waiver Draft, Oct. 5, 1981. Retired following 1981-82 season.

YEAR	GP	G	A	PTS	PIM	+/-	PP	SH	GW
81-82	74	3	22	25	60	-14	0	0	0
NHL TOTAL	302	4	76	80	199	-20	0	0	0

BRANT MYHRES

F

#74

Acquired from Nashville for future considerations, Feb. 1, 2001. Became a free agent, July 1, 2001.

YEAR	GP	G	A	PTS	PIM	+/-	PP	SH	GW
00-01	5	0	0	0	29	E	0	0	0
NHL TOTAL	154	6	2	8	687	-9	0	0	2

JEFF NELSON

F

#15

Capitals' 4th choice (36th overall) in 1991 Entry Draft. Traded to Nashville for future considerations, Aug. 19, 1998.

YEAR	GP	G	A	PTS	PIM	+/-	PP	SH	GW
94-95	10	1	0	1	2	-2	0	0	0
95-96	33	0	7	7	16	3	0	0	0
TOTAL	43	1	7	8	18	1	0	0	0
NHL TOTAL	52	3	8	11	20	E	0	0	0

All-Time Player Register

TODD NELSON

D

#40

Signed as a free agent, Aug. 15, 1993.

YEAR	GP	G	A	PTS	PIM	+/-	PP	SH	GW
93-94	2	1	0	1	2	1	1	0	1
NHL TOTAL	3	1	0	1	2	1	1	0	1

PAUL NICHOLSON

F

#24, 27

Capitals' 4th choice (55th overall) in the 1974 Amateur Draft. Became a free agent, June 1978.

YEAR	GP	G	A	PTS	PIM	+/-	PP	SH	GW
74-75	39	4	5	9	7	-29	0	0	1
75-76	14	0	2	2	9	-4	0	0	0
76-77	9	0	1	1	2	-6	0	0	0
TOTAL	62	4	8	12	18	-39	0	0	1
NHL TOTAL	62	4	8	12	18	-39	0	0	1

ANDREI NIKOLISHIN

F

#13

Acquired from Hartford for Curtis Leschyshyn, Nov. 9, 1996. Traded to Chicago with Chris Simon for Michael Nylander, Chicago's 3rd choice in the 2003 Entry Draft (Steve Werner) and future considerations, Nov. 1, 2002.

YEAR	GP	G	A	PTS	PIM	+/-	PP	SH	GW
96-97	59	7	14	21	30	5	1	0	0
97-98	38	6	10	16	14	1	1	0	1
98-99	73	8	27	35	28	0	0	1	1
99-00	76	11	14	25	28	6	0	2	2
00-01	81	13	25	38	34	9	4	0	2
01-02	80	13	23	36	40	-1	1	0	0
TOTAL	407	58	113	161	174	20	7	3	6
NHL TOTAL	628	93	187	280	270	23	13	6	9

CLAUDE NOEL

F

#23, 20

Signed as a free agent, Oct. 9, 1979. Released from contract, May 1982.

YEAR	GP	G	A	PTS	PIM	+/-	PP	SH	GW
79-80	7	0	0	0	0	-3	0	0	0
NHL TOTAL	7	0	0	0	0	-3	0	0	0

BRAD NORTON

D

#41

Claimed off waivers from Los Angeles, March 5, 2004. Became a free agent, July 1, 2004.

YEAR	GP	G	A	PTS	PIM	+/-	PP	SH	GW
03-04	16	0	1	1	17	-4	0	0	0
NHL TOTAL	124	3	8	11	287	-3	0	0	0

LEE NORWOOD

D

#8

Acquired from Quebec for Tim Tookey and Capitals' 7th pick (Daniel Poudrier) in 1982 Entry Draft, Feb. 1, 1982. Traded Oct. 6, 1983 to Toronto for Dave Shand.

YEAR	GP	G	A	PTS	PIM	+/-	PP	SH	GW
81-82	26	7	10	17	125	7	3	0	1
82-83	8	0	1	1	14	-3	0	0	0
TOTAL	34	7	11	18	139	4	3	0	1
NHL TOTAL	503	58	153	211	1099	27	22	1	8

JIRI NOVOTNY

F

#13

Acquired from Buffalo with Buffalo's 1st choice in the 2007 Entry Draft (later traded to San Jose-Nick Petrecki) for Timo Helbling and Dainius Zubrus, Feb. 27, 2007. Became a free agent, July 1, 2006.

YEAR	GP	G	A	PTS	PIM	+/-	PP	SH	GW
06-07	18	0	6	6	2	-2	0	0	0
NHL TOTAL	189	20	31	51	66	-15	1	2	0

MILAN NOVY

F

#26, 66

Capitals' 2nd choice (58th overall) in 1982 Entry Draft. Released following 1982-83 season.

YEAR	GP	G	A	PTS	PIM	+/-	PP	SH	GW
82-83	73	18	30	48	16	1	3	0	3
NHL TOTAL	73	18	30	48	16	1	3	0	3

LAWRENCE NYCHOLAT

D

#3

Signed as a free agent, Aug. 9, 2005. Traded to Ottawa for Andy Hedlund and Ottawa's 6th choice in the 2007 Entry Draft (Justin Taylor), Feb. 26, 2007.

YEAR	GP	G	A	PTS	PIM	+/-	PP	SH	GW
06-07	18	2	6	8	12	-3	0	0	0
NHL TOTAL	50	2	7	9	24	-3	0	0	0

MICHAEL NYLANDER

F

#92

Acquired from Chicago with Chicago's 3rd choice in the 2003 Entry Draft (Steve Werner) and future considerations for Andrei Nikolishin and Chris Simon, Nov. 1, 2002. Traded to Boston for Boston's 4th choice in the 2005 Entry Draft (Patrick McNeill) and Boston's 2nd choice in the 2006 Entry Draft (Francois Bouchard), March 4, 2004. Signed as a free agent, July 2, 2007.

YEAR	GP	G	A	PTS	PIM	+/-	PP	SH	GW
02-03	71	17	39	56	36	3	7	0	2
03-04	3	0	2	2	8	1	0	0	0
07-08	40	11	26	37	24	-19	5	0	1
08-09	72	9	24	33	32	E	4	0	2
TOTAL	186	37	91	128	100	-15	16	0	5
NHL TOTAL	920	209	470	679	468	75	63	0	33

ADAM OATES

F

#77

Acquired from Boston with Bill Ranford and Rick Tocchet for Jim Carey, Anson Carter, Jason Allison and the Capitals' 3rd choice in the 1997 Entry Draft (Lee Goren), March 1, 1997. Traded to Philadelphia for Maxime Ouellet and the Flyers' 1st (later traded to Dallas-Martin Vagner), 2nd (Maxime Daigneault) and 3rd (Derek Krestanovich) choices in the 2002 Entry Draft, March 19, 2002.

YEAR	GP	G	A	PTS	PIM	+/-	PP	SH	GW
96-97	17	4	8	12	4	-2	1	0	1
97-98	82	18	58	76	36	6	3	2	3
98-99	59	12	42	54	22	-1	3	0	0
99-00	82	15	56	71	14	13	5	0	6
00-01	81	13	69	82	28	-9	5	0	4
01-02	66	11	57	68	22	-2	3	0	1
TOTAL	387	73	290	363	126	5	20	2	15
NHL TOTAL	1337	341	1079	1420	415	35	103	12	56

OSKAR OSALA

F

#48

Capitals' 6th choice (97th overall) in 2006 Entry Draft.

YEAR	GP	G	A	PTS	PIM	+/-	PP	SH	GW
08-09	2	0	0	0	0	-1	0	0	0
NHL TOTAL	2	0	0	0	0	-1	0	0	0

ALEX OVECHKIN

F

#8

Capitals' 1st choice (1st overall) in 2004 Entry Draft.

YEAR	GP	G	A	PTS	PIM	+/-	PP	SH	GW
05-06	81	52	54	106	52	2	21	3	5
06-07	82	46	46	92	52	-19	16	0	8
07-08	82	65	47	112	40	28	22	0	11
08-09	79	56	54	110	72	8	19	1	10
TOTAL	324	219	201	420	216	19	78	4	34
NHL TOTAL	324	219	201	420	216	19	78	4	34

JOHN PADOCK

F

#17

Capitals' 3rd choice (37th overall) in 1974 Amateur Draft. Traded to Philadelphia to complete deal for Bob Sirois, Dec. 15, 1975.

YEAR	GP	G	A	PTS	PIM	+/-	PP	SH	GW
75-76	8	1	1	2	12	-5	0	0	0
NHL TOTAL	87	8	14	22	86	-22	0	0	0

BOB PARADISE

D

#4

Acquired from Pittsburgh for Capitals' 2nd-round pick in the 1976 Amateur Draft (Greg Malone), Nov. 26, 1975. Traded to Pittsburgh for rights to Don Awrey, Oct. 1, 1977.

YEAR	GP	G	A	PTS	PIM	+/-	PP	SH	GW
75-76	48	0	8	8	42	-41	0	0	0
76-77	22	0	5	5	20	-3	0	0	0
TOTAL	70	0	13	13	62	-44	0	0	0
NHL TOTAL	368	8	54	62	393	-116	1	0	1

DOUG PATEY

F

#10, 23, 12, 16

Capitals' 5th choice (73rd overall) in the 1976 Amateur Draft. Claimed by Edmonton in 1979 Expansion Draft.

YEAR	GP	G	A	PTS	PIM	+/-	PP	SH	GW
76-77	37	3	1	4	6	-15	0	0	0
77-78	2	0	1	1	0	1	0	0	0
78-79	6	1	0	1	2	-2	0	0	0
TOTAL	45	4	2	6	8	-16	0	0	0
NHL TOTAL	45	4	2	6	8	-16	0	0	0

CRAIG PATRICK

F

#11

Signed as a free agent, Feb. 1, 1977. Retired following 1978-79 season.

YEAR	GP	G	A	PTS	PIM	+/-	PP	SH	GW
76-77	28	7	10	17	2	-10	1	0	0
77-78	44	1	7	8	4	-8	1	0	0
78-79	3	1	1	2	0	-1	0	0	0
TOTAL	75	9	18	27	6	-19	2	0	0
NHL TOTAL	401	72	91	163	61	-131	9	2	3

All-Time Player Register

KENT PAYNTER

F

#36, 37

Signed as a free agent, Aug. 21, 1989. Traded to Winnipeg with Bob Joyce and Tyler Larter for Craig Duncanson, Brent Hughes and Simon Wheeldon, May 21, 1991.

YEAR	GP	G	A	PTS	PIM	+/-	PP	SH	GW
89-90	13	1	2	3	18	-7	0	0	0
90-91	1	0	0	0	15	E	0	0	0
TOTAL	14	1	2	3	33	-7	0	0	0
NHL TOTAL	37	1	3	4	69	-22	0	0	0

PAT PEAKE

F

#14

Capitals' 1st choice (14th overall) in the 1991 Entry Draft. Retired, Sept. 1, 1998.

YEAR	GP	G	A	PTS	PIM	+/-	PP	SH	GW
93-94	49	11	18	29	39	1	3	0	1
94-95	18	0	4	4	12	-6	0	0	0
95-96	62	17	19	36	46	7	8	0	3
96-97	4	0	0	0	4	1	0	0	0
97-98	1	0	0	0	4	0	0	0	0
TOTAL	134	28	41	69	105	3	11	0	4
NHL TOTAL	134	28	41	69	105	3	11	0	4

ROB PEARSON

F

#25

Acquired from Toronto with Toronto's 1st choice (Nolan Baumgartner) in the 1994 Entry Draft for Mike Ridley and Washington's 1st choice (Eric Fichaud) in the 1994 Entry Draft, June 28, 1994.

YEAR	GP	G	A	PTS	PIM	+/-	PP	SH	GW
94-95	32	0	6	6	96	-6	0	0	0
NHL TOTAL	269	56	54	110	645	-31	16	0	8

STEPHEN PEAT

F

#51

Acquired from Anaheim in exchange for Washington's 4th choice in the 2000 Entry Draft (Michel Ouellet), June 1, 2000. Traded to Carolina for Colin Forbes, Dec. 28, 2005.

YEAR	GP	G	A	PTS	PIM	+/-	PP	SH	GW
01-02	38	2	2	4	85	-1	0	0	0
02-03	27	1	0	1	57	-3	0	0	0
03-04	64	5	0	5	90	-10	0	0	0
05-06	1	0	0	0	2	-2	0	0	0
TOTAL	130	8	2	10	234	-16	0	0	0
NHL TOTAL	130	8	2	10	234	-16	0	0	0

ANDRE PELOFFY

F

#26

Purchased from the NY Rangers, July 29, 1974. Contract expired April 1977.

YEAR	GP	G	A	PTS	PIM	+/-	PP	SH	GW
74-75	9	0	0	0	0	-8	0	0	0
NHL TOTAL	9	0	0	0	0	-8	0	0	0

JORGEN PETTERSSON

F

#12

Acquired from Hartford for Doug Jarvis, Dec. 8, 1985. Released from contract, Oct. 23, 1986.

YEAR	GP	G	A	PTS	PIM	+/-	PP	SH	GW
85-86	47	8	16	24	10	-4	2	0	3
NHL TOTAL	435	174	192	366	117	-14	42	3	24

MATT PETTINGER

F

#28, 18

Capitals' 2nd choice (43rd overall) in the 2000 Entry Draft. Traded to Vancouver for Matt Cooke, Feb. 26, 2008.

YEAR	GP	G	A	PTS	PIM	+/-	PP	SH	GW
00-01	10	0	0	0	2	-1	0	0	0
01-02	61	7	3	10	44	-8	1	0	1
02-03	1	0	0	0	0	E	0	0	0
03-04	71	7	5	12	37	-9	1	0	1
05-06	71	20	18	38	39	-2	4	5	2
06-07	64	16	16	32	22	-13	4	3	2
07-08	56	2	5	7	25	-11	1	0	1
TOTAL	334	52	47	99	169	-44	11	8	7
NHL TOTAL	413	64	56	120	204	-58	13	8	10

ROBERT PICARD

D

#24

Capitals' 1st choice (3rd overall) in the 1977 Amateur Draft. Traded to Toronto with Tim Coulis and Washington's 2nd choice (Bob McGill) in the 1980 Entry Draft for Mike Palmateer and Toronto's 3rd choice (Torrie Robertson), June 11, 1980.

YEAR	GP	G	A	PTS	PIM	+/-	PP	SH	GW
77-78	75	10	27	37	101	-26	2	0	4
78-79	77	21	44	65	85	3	8	0	2
79-80	78	11	43	54	122	-21	5	0	1
TOTAL	230	42	114	156	308	-44	15	0	7
NHL TOTAL	899	104	319	423	1025	-43	26	5	18

MICHAEL PIVONKA

F

#20

Capitals' 3rd choice (59th overall) in the 1984 Entry Draft.

YEAR	GP	G	A	PTS	PIM	+/-	PP	SH	GW
86-87	73	18	25	43	41	-19	4	0	2
87-88	71	11	23	34	28	1	3	0	0
88-89	52	8	19	27	30	9	1	0	1
89-90	77	25	39	64	54	-7	10	3	0
90-91	79	20	50	70	34	3	6	0	4
91-92	80	23	57	80	47	10	7	4	2
92-93	69	21	53	74	66	14	6	1	5
93-94	82	14	36	50	38	2	5	0	4
94-95	46	10	23	33	50	3	4	2	2
95-96	73	16	65	81	36	18	6	2	5
96-97	54	7	16	23	22	-15	2	0	1
97-98	33	3	6	9	20	5	0	0	1
98-99	36	5	6	11	12	-6	2	0	0
TOTAL	825	181	418	599	478	18	56	12	27
NHL TOTAL	825	181	418	599	478	18	56	12	27

HARVIE POCZA

F

#18, 27

Capitals' 3rd choice (67th overall) in the 1979 Entry Draft. Became a free agent, June 1, 1983.

YEAR	GP	G	A	PTS	PIM	+/-	PP	SH	GW
79-80	1	0	0	0	0	E	0	0	0
81-82	2	0	0	0	2	-2	0	0	0
TOTAL	3	0	0	0	2	-2	0	0	0
NHL TOTAL	3	0	0	0	2	-2	0	0	0

ANDREJ PODKONICKY

F

#65

Signed as a free agent, July 14, 2003. Became a free agent, July 1, 2004.

YEAR	GP	G	A	PTS	PIM	+/-	PP	SH	GW
03-04	2	0	0	0	0	-1	0	0	0
NHL TOTAL	8	1	0	1	2	-1	0	0	0

GREG POLIS

F

#18

Acquired on waivers from NY Rangers, Jan. 15, 1979. Contract bought out, Oct. 15, 1980.

YEAR	GP	G	A	PTS	PIM	+/-	PP	SH	GW
78-79	19	12	6	18	6	3	6	0	1
79-80	28	1	5	6	19	-6	0	0	0
TOTAL	47	13	11	24	25	-3	6	0	1
NHL TOTAL	615	174	169	343	391	-77	42	4	14

BRIAN POTHIER

D

#2

Signed as a free agent, July 1, 2006.

YEAR	GP	G	A	PTS	PIM	+/-	PP	SH	GW
06-07	72	3	25	28	44	-11	2	0	0
07-08	38	5	9	14	20	5	1	0	1
08-09	9	1	2	3	4	E	0	0	1
TOTAL	119	9	36	45	68	-6	3	0	2
NHL TOTAL	301	21	82	103	181	25	8	0	5

TOM POTI

D

#3

Signed as a free agent, July 1, 2007.

YEAR	GP	G	A	PTS	PIM	+/-	PP	SH	GW
07-08	71	2	27	29	46	9	0	0	0
08-09	52	3	10	13	28	3	0	0	1
TOTAL	123	5	37	42	74	12	0	0	1
NHL TOTAL	717	63	231	294	534	24	27	1	19

DAVE POULIN

F

#9

Signed as a free agent, Aug. 3, 1993. Retired following 1994-95 season.

YEAR	GP	G	A	PTS	PIM	+/-	PP	SH	GW
93-94	63	6	19	25	52	-1	0	1	0
94-95	29	4	5	9	10	2	0	2	0
TOTAL	92	10	24	34	62	1	0	3	0
NHL TOTAL	724	205	325	530	482	212	12	39	28

JEAN PRONOVOST

F

#22

Acquired from Calgary for future considerations, July 1, 1980. Retired following 1981-82 season.

YEAR	GP	G	A	PTS	PIM	+/-	PP	SH	GW
80-81	80	22	36	58	61	-9	6	1	4
81-82	10	1	2	3	4	-7	0	0	0
TOTAL	90	23	38	61	65	-16	6	1	4
NHL TOTAL	998	391	383	774	413	49	85	17	57

JOHN PURVES

F

#37

Capitals' 6th choice (103rd overall) in the 1986 Entry Draft. Became a free agent, July 1, 1992.

YEAR	GP	G	A	PTS	PIM	+/-	PP	SH	GW
90-91	7	1	0	1	0	-3	0	0	1
NHL TOTAL	7	1	0	1	0	-3	0	0	1

All-Time Player Register

NELSON PYATT

F

#26

Acquired Feb. 28, 1975, from Detroit for the Capitals' 3rd choice (Allen Cameron) in the 1975 Amateur Draft. Became a free agent and was traded to Colorado for the rights to free agent Guy Charron, Sept. 1, 1976.

YEAR	GP	G	A	PTS	PIM	+/-	PP	SH	GW
74-75	16	6	4	10	21	-14	0	0	1
75-76	77	26	23	49	14	-56	5	0	0
TOTAL	93	32	27	59	35	-70	5	0	1
NHL TOTAL	296	71	63	134	69	-136	8	0	5

JOEL QUENNEVILLE

D

#2

Acquired from Hartford for future considerations, Oct. 3, 1990. Released from contract, June 17, 1991.

YEAR	GP	G	A	PTS	PIM	+/-	PP	SH	GW
90-91	9	1	0	1	0	-8	0	0	0
NHL TOTAL	803	54	136	190	705	-89	6	4	6

ERROL RAUSSE

F

#6, 14, 12

Capitals' 2nd choice (24th overall) in the 1979 Entry Draft. Became a free agent, June 1, 1983.

YEAR	GP	G	A	PTS	PIM	+/-	PP	SH	GW
79-80	24	6	2	8	0	4	0	0	0
80-81	5	1	1	2	0	1	0	0	0
81-82	2	0	0	0	0	-2	0	0	0
TOTAL	31	7	3	10	0	3	0	0	0
NHL TOTAL	31	7	3	10	0	3	0	0	0

JOE REEKIE

D

#29

Acquired from Tampa Bay for Enrico Ciccone, the Capitals' third-round choice in the 1994 Entry Draft and the return of a previously acquired conditional pick, March 21, 1994. Traded to Chicago for future considerations (4th choice in 2002 Entry Draft, Pert Dvorak), Jan. 17, 2002.

YEAR	GP	G	A	PTS	PIM	+/-	PP	SH	GW
93-94	12	0	5	5	29	7	0	0	0
94-95	48	1	6	7	97	10	0	0	0
95-96	78	3	7	10	149	7	0	0	0
96-97	65	1	8	9	107	8	0	0	0
97-98	68	2	8	10	70	15	0	0	1
98-99	73	0	10	10	68	11	0	0	0
99-00	59	0	7	7	50	21	0	0	0
00-01	74	2	9	11	77	14	0	0	1
01-02	38	2	4	6	41	-7	0	0	0
TOTAL	485	11	64	75	688	86	0	0	2
NHL TOTAL	902	25	139	164	1326	150	1	0	5

PAT RIBBLE

D

#2

Acquired from Toronto for Mike Kaszycki, Feb. 14, 1980. Traded to Calgary with future considerations for Bobby Gould and Randy Holt, Nov. 25, 1981.

YEAR	GP	G	A	PTS	PIM	+/-	PP	SH	GW
79-80	19	1	5	6	30	2	0	0	0
80-81	67	3	15	18	103	-13	3	0	1
81-82	12	1	2	3	14	-4	0	0	0
TOTAL	98	5	22	27	147	-15	3	0	1
NHL TOTAL	349	19	60	79	365	-14	4	0	2

MIKE RICHARD

F

#14, 34

Signed as a free agent, Oct. 9, 1987. Signed to play in Switzerland following the 1989-90 season.

YEAR	GP	G	A	PTS	PIM	+/-	PP	SH	GW
87-88	4	0	0	0	0	-1	0	0	0
89-90	3	0	2	2	2	E	0	0	0
TOTAL	7	0	2	2	2	-1	0	0	0
NHL TOTAL	7	0	2	2	0	-1	0	0	0

MIKE RIDLEY

F

#17

Acquired from NY Rangers with Bob Crawford and Kelly Miller for Bob Carpenter and Capitals' 2nd choice (Jason Prosofsky) in the 1989 Entry Draft, Jan. 1, 1987. Traded to Toronto with Capitals' 1st choice (Eric Fichaud) in the 1994 Entry Draft (acquired from St. Louis as compensation for Scott Stevens) for Rob Pearson and Toronto's 1st choice (Nolan Baumgartner) in the 1994 Entry Draft, June 28, 1994.

YEAR	GP	G	A	PTS	PIM	+/-	PP	SH	GW
86-87	40	15	19	34	20	-1	6	0	3
87-88	70	28	31	59	22	1	12	0	3
88-89	80	41	48	89	49	17	16	0	9
89-90	74	30	43	73	27	E	8	3	3
90-91	79	23	48	71	26	9	6	5	4
91-92	80	29	40	69	38	3	5	5	3
92-93	84	26	56	82	44	5	6	2	3
93-94	81	26	44	70	24	15	10	2	4
TOTAL	588	218	329	547	250	49	69	17	32
NHL TOTAL	866	292	466	758	424	37	87	19	46

BILL RILEY

F

#18, 8, 12

Put on negotiation list, Dec. 20, 1974. Signed to NHL contract from Dayton (IHL), Jan. 18, 1977. Claimed by Winnipeg in 1979 Expansion Draft, June 13, 1979.

YEAR	GP	G	A	PTS	PIM	+/-	PP	SH	GW
74-75	1	0	0	0	0	-1	0	0	0
76-77	43	13	14	27	124	4	5	0	2
77-78	57	13	12	25	125	-15	5	0	0
78-79	24	2	2	4	64	-6	0	0	0
TOTAL	125	28	28	56	313	-18	10	0	2
NHL TOTAL	139	31	30	61	320	-18	12	0	3

GARY RISSLING

F

#23, 12, 20

Signed as a free agent from Port Huron (IHL), Dec. 4, 1978. Traded to Pittsburgh on Jan. 2, 1981, for the Penguins' 5th choice (Peter Sidorkiewicz) in the 1981 Entry Draft.

YEAR	GP	G	A	PTS	PIM	+/-	PP	SH	GW
78-79	26	3	3	6	127	-5	1	0	1
79-80	11	0	1	1	49	-6	0	0	0
TOTAL	37	3	4	7	176	-11	1	0	1
NHL TOTAL	221	23	30	53	1008	-49	2	0	2

TORRIE ROBERTSON

F

#25, 32, 33

Capitals' 3rd choice (55th overall) in the 1980 Entry Draft. Traded to Hartford for Greg Adams, Oct. 3, 1983.

YEAR	GP	G	A	PTS	PIM	+/-	PP	SH	GW
80-81	3	0	0	0	0	-2	0	0	0
81-82	54	8	13	21	204	-1	3	0	0
82-83	5	2	0	2	4	-2	0	0	0
TOTAL	62	10	13	23	208	-5	3	0	0
NHL TOTAL	442	49	99	148	1751	-50	7	0	8

LOUIS ROBITAILLE

F

#41

Signed as a free agent, Aug. 24, 2004. Became a free agent, July 1, 2007.

YEAR	GP	G	A	PTS	PIM	+/-	PP	SH	GW
05-06	2	0	0	0	5	-1	0	0	0
NHL TOTAL	2	0	0	0	5	-1	0	0	0

TODD ROHLOFF

D

#38

Signed as a free agent, July 21, 2000. Became a free agent, July 1, 2003. Claimed off waivers from Columbus, Jan. 9, 2004. Became a free agent, July 1, 2004.

YEAR	GP	G	A	PTS	PIM	+/-	PP	SH	GW
01-02	16	0	1	1	14	-2	0	0	0
03-04	35	0	3	3	18	-5	0	0	0
TOTAL	51	0	4	4	32	-7	0	0	0
NHL TOTAL	75	0	6	6	40	-19	0	0	0

BOB ROUSE

D

#8

Acquired from Minnesota with Dino Ciccarelli for Mike Gartner and Larry Murphy, March 7, 1989. Traded to Toronto with Peter Zedel for Al Iafrate, Jan. 16, 1991.

YEAR	GP	G	A	PTS	PIM	+/-	PP	SH	GW
88-89	13	0	2	2	36	2	0	0	0
89-90	70	4	16	20	123	-2	0	0	2
90-91	47	5	15	20	65	-7	1	0	0
TOTAL	130	9	33	42	224	-7	1	0	2
NHL TOTAL	1061	37	181	218	1559	-36	4	4	6

TOM ROWE

F

#24, 17

Capitals' 3rd choice (37th overall) in the 1976 Amateur Draft. Traded Jan. 17, 1980, to Hartford for Alan Hangesleben. Signed as a free agent, Jan. 31, 1982. Became a free agent and signed with Detroit, Aug. 9, 1982.

YEAR	GP	G	A	PTS	PIM	+/-	PP	SH	GW
76-77	12	1	2	3	2	-6	0	0	0
77-78	63	13	8	21	82	-18	1	0	0
78-79	69	31	30	61	137	-6	4	0	4
79-80	41	10	17	27	76	-9	4	0	2
81-82	6	1	1	2	18	E	0	0	0
TOTAL	191	56	58	114	315	-39	9	0	6
NHL TOTAL	357	85	100	185	615	-80	12	1	9

KEN SABOURIN

D

#8, 2

Acquired from Calgary for Paul Fenton, Jan. 24, 1991. Traded to Calgary for future considerations, Dec. 16, 1992.

YEAR	GP	G	A	PTS	PIM	+/-	PP	SH	GW
90-91	28	1	4	5	81	6	0	0	0
91-92	19	0	0	0	48	-5	0	0	0
TOTAL	47	1	4	5	129	1	0	0	0
NHL TOTAL	74	2	8	10	201	14	0	0	0

All-Time Player Register

JOE SACCO

F

#14

Signed as a free agent, July 27, 1999. Became a free agent, July 2002.

YEAR	GP	G	A	PTS	PIM	+/-	PP	SH	GW
99-00	79	7	16	23	50	7	0	0	1
00-01	69	7	7	14	48	4	0	0	0
01-02	65	0	7	7	51	-13	0	0	0
TOTAL	213	14	30	44	149	-2	0	0	1
NHL TOTAL	738	94	119	213	421	-44	7	7	13

GARY SAMPSON

F

#20, 12, 28

Signed as a free agent from US Olympic Team, Feb. 21, 1984. Became a free agent, June 1987.

YEAR	GP	G	A	PTS	PIM	+/-	PP	SH	GW
83-84	15	1	1	2	6	1	0	0	0
84-85	46	10	15	25	13	20	0	1	0
85-86	19	1	4	5	2	-3	0	0	1
86-87	25	1	2	3	4	-9	0	0	0
TOTAL	105	13	22	35	25	9	0	1	1
NHL TOTAL	105	13	22	35	25	9	0	1	1

REGGIE SAVAGE

F

#38, 15

Capitals' 1st choice (15th overall) in the 1988 Entry Draft. Traded to Quebec with Paul MacDermid for Mike Hough, June 20, 1993.

YEAR	GP	G	A	PTS	PIM	+/-	PP	SH	GW
90-91	1	0	0	0	0	-1	0	0	0
92-93	16	2	3	5	12	-4	2	0	0
TOTAL	17	2	3	5	12	-5	2	0	0
NHL TOTAL	34	5	7	12	28	-2	3	0	0

PETER SCAMURRA

D

#6, 29, 3

Capitals' 2nd choice (19th overall) in the 1975 Amateur Draft. Contract bought out, Sept. 15, 1980.

YEAR	GP	G	A	PTS	PIM	+/-	PP	SH	GW
75-76	58	2	13	15	33	-38	1	0	0
76-77	21	0	2	2	8	-6	0	0	0
78-79	30	3	5	8	12	-13	0	1	0
79-80	23	3	5	8	6	-1	1	0	0
TOTAL	132	8	25	33	59	-58	2	1	0
NHL TOTAL	132	8	25	33	59	-58	2	1	0

BRAD SCHLEGEL

D

#28

Capitals' 8th choice (144th overall) in the 1988 Entry Draft. Traded to Calgary for Flames' 7th choice (Andrew Brunette) in the 1993 Entry Draft, June 26, 1993.

YEAR	GP	G	A	PTS	PIM	+/-	PP	SH	GW
91-92	15	0	1	1	0	-4	0	0	0
92-93	7	0	1	1	6	1	0	0	0
TOTAL	22	0	2	2	6	-3	0	0	0
NHL TOTAL	48	1	8	9	10	-7	0	0	0

DWIGHT SCHOFIELD

D

#2

Claimed from St. Louis in 1985 Waiver Draft, Oct. 7, 1985. Traded to Pittsburgh for cash, Oct. 8, 1986.

YEAR	GP	G	A	PTS	PIM	+/-	PP	SH	GW
85-86	50	1	2	3	127	5	0	0	0
NHL TOTAL	211	8	22	30	631	E	0	0	1

JEFF SCHULTZ

D

#55

Washington's 2nd choice (27th overall) in the 2004 Entry Draft.

YEAR	GP	G	A	PTS	PIM	+/-	PP	SH	GW
06-07	38	0	3	3	16	5	0	0	0
07-08	72	5	13	18	28	12	0	0	0
08-09	64	1	11	12	21	13	0	1	0
TOTAL	174	6	27	33	65	30	0	1	0
NHL TOTAL	174	6	27	33	65	30	0	1	0

STEVE SEFTL

F

#40

Capitals' 2nd choice (40th overall) in the 1986 Entry Draft.

YEAR	GP	G	A	PTS	PIM	+/-	PP	SH	GW
90-91	4	0	0	0	2	-2	0	0	0
NHL TOTAL	4	0	0	0	2	-2	0	0	0

ROD SEILING

D

#17

Claimed off waivers from NY Rangers, Oct. 29, 1974. Traded to Toronto for Tim Eccelstone and Willy Brossart, Nov. 2, 1974.

YEAR	GP	G	A	PTS	PIM	+/-	PP	SH	GW
74-75	1	0	0	0	0	E	0	0	0
NHL TOTAL	979	62	269	331	601	187	5	3	11

STEVE SELF

F

#19

Signed to a three-game amateur tryout and released, Oct. 10, 1976.

YEAR	GP	G	A	PTS	PIM	+/-	PP	SH	GW
76-77	3	0	0	0	0	-3	0	0	0
NHL TOTAL	3	0	0	0	0	-3	0	0	0

ALEXANDER SEMIN

F

#28

Capitals' 2nd choice (13th overall) in the 2002 Entry Draft.

YEAR	GP	G	A	PTS	PIM	+/-	PP	SH	GW
03-04	52	10	12	22	36	-2	4	0	2
06-07	77	38	35	73	90	-7	17	0	6
07-08	63	26	16	42	54	-18	10	0	2
08-09	62	34	45	79	77	25	8	0	8
TOTAL	254	108	108	216	257	-2	39	0	18
NHL TOTAL	254	108	108	216	257	-2	39	0	18

DAVE SHAND

D

#26

Acquired from Toronto for Lee Norwood, Oct. 6, 1983. Released, June 1985.

YEAR	GP	G	A	PTS	PIM	+/-	PP	SH	GW
83-84	72	4	15	19	124	23	0	0	0
84-85	13	1	1	2	34	1	0	0	0
TOTAL	85	5	16	21	158	24	0	0	0
NHL TOTAL	421	19	84	103	544	80	0	1	2

BRAD SHAW

D

#4

Claimed on waivers from Ottawa, March 10, 1999. Traded to St. Louis with the Capitals' 8th choice in the 1999 Entry Draft (Colin Hemingway) for St. Louis' 6th choice in 1999 (Kyle Clark), March 18, 1999.

YEAR	GP	G	A	PTS	PIM	+/-	PP	SH	GW
98-99	4	0	0	0	4	E	0	0	0
NHL TOTAL	377	22	137	159	208	-93	11	0	1

NEIL SHEEHY

D

#15

Acquired from Hartford with Mike Millar for Grant Jennings and Ed Kastelic, July 6, 1988. Became a free agent, July 1991.

YEAR	GP	G	A	PTS	PIM	+/-	PP	SH	GW
88-89	72	3	4	7	179	-1	0	0	0
89-90	59	1	5	6	291	8	0	0	0
90-91	INJURED - DNP (REGULAR SEASON)								
TOTAL	131	4	9	13	470	7	0	0	0
NHL TOTAL	379	18	47	65	1311	28	1	0	0

MIKE SILTALA

F

#12, 15

Capitals' 4th choice (89th overall) in the 1981 Entry Draft. Became a free agent, June 1986.

YEAR	GP	G	A	PTS	PIM	+/-	PP	SH	GW
81-82	3	1	0	1	2	-1	0	0	0
NHL TOTAL	7	1	0	1	8	E	0	0	0

CHRIS SIMON

F

#17

Acquired from Colorado with Curtis Leschyshyn for Keith Jones and Washington's 1st (Scott Parker) and 4th (later traded back to Washington-Krys Barch) choices in 1998 Entry Draft, Nov. 2, 1996. Traded to Chicago with Andrei Nikolishin for Michael Nylander, Chicago's 3rd choice in the 2003 Entry Draft (Steve Werner) and future considerations, Nov. 1, 2002.

YEAR	GP	G	A	PTS	PIM	+/-	PP	SH	GW
96-97	42	9	13	22	165	-1	3	0	1
97-98	28	7	10	17	38	-1	4	0	1
98-99	23	3	7	10	48	-4	0	0	0
99-00	75	29	20	49	146	11	7	0	5
00-01	60	10	10	20	109	-12	4	0	2
01-02	82	14	17	31	137	-8	1	0	1
02-03	10	0	2	2	23	-3	0	0	0
TOTAL	320	72	79	151	666	-18	19	0	10
NHL TOTAL	782	144	161	305	1824	28	33	0	18

BOB SIROIS

F

#25

Acquired from Philadelphia for future considerations (John Paddock), Dec. 16, 1975. Released from contract, Nov. 21, 1981.

YEAR	GP	G	A	PTS	PIM	+/-	PP	SH	GW
75-76	43	10	19	29	6	-33	4	0	0
76-77	45	13	22	35	2	1	1	0	1
77-78	72	24	37	61	6	-11	5	0	1
78-79	73	29	25	54	6	-6	9	0	3
79-80	49	15	17	32	18	-5	4	1	2
TOTAL	282	91	120	211	38	-54	23	1	7
NHL TOTAL	286	92	120	212	42	-53	23	1	7

All-Time Player Register

JOHN SLANEY

D

#28

Capitals' 1st choice (9th overall) in the 1990 Entry Draft. Traded to Colorado for Colorado's 3rd choice in the 1996 Entry Draft (Shawn McNeil), July 12, 1995.

YEAR	GP	G	A	PTS	PIM	+/-	PP	SH	GW
93-94	47	7	9	16	27	3	3	0	1
94-95	16	0	3	3	6	-3	0	0	0
TOTAL	63	7	12	19	33	E	3	0	1
NHL TOTAL	268	22	69	91	99	-26	9	1	4

TYLER SLOAN

D

#89

Signed as free agent, July 2, 2008.

YEAR	GP	G	A	PTS	PIM	+/-	PP	SH	GW
08-09	26	1	4	5	14	4	0	0	0
NHL TOTAL	26	1	4	5	14	4	0	0	0

DENNIS SMITH

D

#38

Signed as free agent, July 1989. Became a free agent and signed with Los Angeles, July 1990.

YEAR	GP	G	A	PTS	PIM	+/-	PP	SH	GW
89-90	4	0	0	0	0	E	0	0	0
NHL TOTAL	8	0	0	0	4	3	0	0	0

GORD SMITH

D

#6, 8

Acquired in 1974 Expansion Draft (7th pick) from Los Angeles. Claimed by Winnipeg in 1979 Expansion Draft, June 13, 1979.

YEAR	GP	G	A	PTS	PIM	+/-	PP	SH	GW
74-75	63	3	8	11	56	-56	2	0	0
75-76	25	1	2	3	28	-22	1	0	0
76-77	79	1	12	13	92	-27	1	0	0
77-78	80	4	7	11	78	-20	0	0	1
78-79	39	0	1	1	22	-7	0	0	0
TOTAL	286	9	30	39	276	-132	4	0	1
NHL TOTAL	299	9	30	39	284	-137	4	0	1

GREG SMITH

D

#19

Acquired from Detroit with John Barrett for Darren Veitch, March 10, 1986. Retired following 1987-88 season.

YEAR	GP	G	A	PTS	PIM	+/-	PP	SH	GW
85-86	14	0	3	3	10	3	0	0	0
86-87	45	0	9	9	31	-6	0	0	0
87-88	54	1	6	7	67	5	0	0	0
TOTAL	113	1	18	19	108	2	0	0	0
NHL TOTAL	829	56	232	288	1110	-120	11	1	7

RICK SMITH

D

#19

Claimed from Detroit on waivers, Nov. 7, 1980. Retired following 1980-81 season.

YEAR	GP	G	A	PTS	PIM	+/-	PP	SH	GW
80-81	40	5	4	9	36	7	2	0	2
NHL TOTAL	687	52	167	219	560	185	5	0	7

BRIAN STAPLETON

F

#24

Signed to a three-game amateur tryout and released, October 1975.

YEAR	GP	G	A	PTS	PIM	+/-	PP	SH	GW
75-76	1	0	0	0	0	-2	0	0	0
NHL TOTAL	1	0	0	0	0	-2	0	0	0

DAVID STECKEL

F

#70, 25, 39

Signed as a free agent, Aug. 25, 2005.

YEAR	GP	G	A	PTS	PIM	+/-	PP	SH	GW
05-06	7	0	0	0	0	1	0	0	0
06-07	5	0	0	0	2	-2	0	0	0
07-08	67	5	7	12	34	1	0	0	1
08-09	76	8	11	19	34	2	0	2	1
TOTAL	155	13	18	31	70	2	0	2	2
NHL TOTAL	155	13	18	31	70	2	0	2	2

SCOTT STEVENS

D

#3

Capitals' 1st choice (5th overall) in the 1982 Entry Draft. Signed as a free agent by St. Louis, July 16, 1990. The Capitals gained five first-round draft picks as compensation from St. Louis: 1991-Trevor Halverson; 1992-Sergei Gonchar; 1993-Brendan Witt; 1994-traded to Toronto (Eric Fichaud); 1995-Miika Elomo.

YEAR	GP	G	A	PTS	PIM	+/-	PP	SH	GW
82-83	77	9	16	25	195	14	0	0	0
83-84	78	13	32	45	201	26	7	0	2
84-85	80	21	44	65	221	19	16	0	5
85-86	73	15	38	53	165	E	3	0	2
86-87	77	10	51	61	283	13	2	0	0
87-88	80	12	60	72	184	14	5	1	2
88-89	80	7	61	68	225	1	6	0	3
89-90	56	11	29	40	154	1	7	0	0
TOTAL	601	98	331	429	1628	88	46	1	14
NHL TOTAL	1635	196	712	908	2785	393	75	5	34

BLAIR STEWART

F

#23, 14

Acquired from Detroit for Mike Bloom, March 9, 1975. Claimed by Quebec in the 1979 Expansion Draft, June 13, 1979.

YEAR	GP	G	A	PTS	PIM	+/-	PP	SH	GW
74-75	2	1	0	1	2	-2	0	0	0
75-76	74	13	14	27	113	-53	0	0	0
76-77	34	5	2	7	85	-6	0	0	0
77-78	8	0	1	1	9	-3	0	0	0
78-79	45	7	12	19	48	1	0	0	0
TOTAL	183	26	29	55	257	-63	0	0	0
NHL TOTAL	229	34	44	78	326	-72	0	1	2

ROLAND STOLTZ

F

#18

Signed as a free agent, June 5, 1981. Released Nov. 16, 1981.

YEAR	GP	G	A	PTS	PIM	+/-	PP	SH	GW
81-82	14	2	2	4	14	-3	0	0	0
NHL TOTAL	14	2	2	4	14	-3	0	0	0

GARRET STROSHEIN

F

#56

Signed as a free agent, July 14, 2003. Became a free agent, July 1, 2004.

YEAR	GP	G	A	PTS	PIM	+/-	PP	SH	GW
03-04	3	0	0	0	14	-1	0	0	0
NHL TOTAL	3	0	0	0	14	-1	0	0	0

PETER SUNDSTROM

F

#12

Acquired from NY Rangers in exchange for Washington's 5th pick (Martin Bergeron) in the 1988 Entry Draft, Aug. 27, 1987. Traded to New Jersey for the Devils' 10th choice in the 1991 Entry Draft (Rob Leask), June 19, 1989.

YEAR	GP	G	A	PTS	PIM	+/-	PP	SH	GW
87-88	76	8	17	25	34	-2	0	1	1
88-89	35	4	2	6	12	-5	0	0	0
TOTAL	111	12	19	31	46	-7	0	1	1
NHL TOTAL	338	61	83	144	120	-22	0	5	8

BRIAN SUTHERBY

F

#46, 16

Capitals' 1st choice (26th overall) in the 2000 Entry Draft. Traded to Anaheim for Anaheim's 2nd choice (later traded to Montreal) in the 2009 Entry Draft, Nov. 19, 2007.

YEAR	GP	G	A	PTS	PIM	+/-	PP	SH	GW
01-02	7	0	0	0	2	-3	0	0	0
02-03	72	2	9	11	93	7	0	0	0
03-04	30	2	0	2	28	-5	0	0	0
05-06	76	14	16	30	73	-17	0	2	0
06-07	69	7	10	17	78	-9	1	0	0
07-08	5	1	0	1	7	-2	0	0	0
TOTAL	183	26	35	61	281	-29	1	2	0
NHL TOTAL	363	34	43	77	409	-30	1	3	0

JAROSLAV SVEJKOVSKY

F

#34

Capitals' 2nd choice (17th overall) in the 1996 Entry Draft. Traded to Tampa Bay for Tampa Bay's 7th choice in the 2000 Entry Draft (later traded to Los Angeles-Evgeny Federov) and Tampa Bay's 3rd choice in 2001 Entry Draft (later traded to Toronto-Brendan Bell), Jan. 17, 2000.

YEAR	GP	G	A	PTS	PIM	+/-	PP	SH	GW
96-97	19	7	3	10	4	-1	2	0	1
97-98	17	4	1	5	10	-5	2	0	1
98-99	25	6	8	14	12	-2	4	0	2
99-00	23	1	2	3	2	-7	1	0	0
TOTAL	84	18	14	32	28	-15	9	0	4
NHL TOTAL	113	23	19	42	56	-22	9	0	4

All-Time Player Register

LEIF SVENSSON

D

#4

Signed as a free agent, June 10, 1978. Contract bought out, Oct. 9, 1980.

YEAR	GP	G	A	PTS	PIM	+/-	PP	SH	GW
78-79	74	2	29	31	28	-3	0	0	0
79-80	47	4	11	15	21	-10	0	0	0
TOTAL	121	6	40	46	49	-13	0	0	0
NHL TOTAL	121	6	40	46	49	-13	0	0	0

PETR SYKORA

F

#20

Acquired from Nashville for the Capitals' 3rd choice in the 2003 Entry Draft (Paul Brown), June 22, 2002. Assigned to Pardubice (Czech Republic), Nov. 7, 2005.

YEAR	GP	G	A	PTS	PIM	+/-	PP	SH	GW
05-06	10	2	2	4	6	E	0	0	0
NHL TOTAL	12	2	2	4	6	-1	0	0	0

MIKHAIL TATARINOV

D

#3

Capitals' 10th choice (225th overall) in the 1984 Entry Draft. Traded to Quebec for Toronto's 2nd choice in the 1991 Entry Draft (Eric Lavigne), June 22, 1991.

YEAR	GP	G	A	PTS	PIM	+/-	PP	SH	GW
90-91	65	8	15	23	82	-4	3	1	1
NHL TOTAL	161	21	48	69	184	10	9	1	2

MARK TAYLOR

F

#28, 21

Acquired from Pittsburgh for Jim McGeough, March 12, 1985. Became a free agent, June 1987.

YEAR	GP	G	A	PTS	PIM	+/-	PP	SH	GW
84-85	9	1	1	2	2	-1	0	0	0
85-86	30	2	1	3	4	-4	0	0	0
TOTAL	39	3	2	5	6	-5	0	0	0
NHL TOTAL	209	42	68	110	73	-8	9	3	5

JOEY TENUTE

F

#13

Signed as a free agent, Nov. 21, 2005. Became a free agent, July 1, 2007.

YEAR	GP	G	A	PTS	PIM	+/-	PP	SH	GW
05-06	1	0	0	0	0	E	0	0	0
NHL TOTAL	1	0	0	0	0	E	0	0	0

ALEXEI TEZIKOV

D

#4

Acquired from Buffalo for Joe Juneau and the Capitals' 3rd choice in the 1999 Entry Draft (Tim Preston), March 23, 1999. Traded to Anaheim with the Capitals' 4th choice in the 2001 Entry Draft (Brandon Rogers) for Jason Marshall, March 13, 2001.

YEAR	GP	G	A	PTS	PIM	+/-	PP	SH	GW
98-99	5	0	0	0	0	-1	0	0	0
99-00	23	1	1	2	2	-2	1	0	1
TOTAL	28	1	1	2	2	-3	1	0	1
NHL TOTAL	30	1	1	2	2	-1	1	0	1

GREG THEBERGE

D

#2, 8, 20

Capitals' 5th choice (109th overall) in the 1979 Entry Draft. Released from contract, June 1, 1984.

YEAR	GP	G	A	PTS	PIM	+/-	PP	SH	GW
79-80	12	0	1	1	0	-3	0	0	0
80-81	1	1	0	1	0	-2	0	0	0
81-82	57	5	32	37	49	-8	2	0	0
82-83	70	8	28	36	20	-3	7	0	1
83-84	13	1	2	3	4	-4	1	0	0
TOTAL	153	15	63	78	73	-20	10	0	1
NHL TOTAL	153	15	63	78	73	-20	10	0	1

JIM THOMSON

F

#37, 29

Capitals' 8th choice (185th overall) in the 1984 Entry Draft. Traded to Hartford for Scot Kleinendorst, March 6, 1989.

YEAR	GP	G	A	PTS	PIM	+/-	PP	SH	GW
86-87	10	0	0	0	35	-2	0	0	0
88-89	14	2	0	2	53	-3	0	0	0
TOTAL	24	2	0	2	88	-5	0	0	0
NHL TOTAL	115	4	3	7	416	-24	0	0	1

ESA TIKKANEN

F

#11

Acquired from Florida in exchange for Dwayne Hay and future considerations, March 9, 1998. Became a free agent, July 1, 1998.

YEAR	GP	G	A	PTS	PIM	+/-	PP	SH	GW
97-98	20	2	10	12	2	-4	1	0	2
NHL TOTAL	877	244	386	630	1077	81	59	29	41

MARK TINORDI

D

#24

Acquired from Dallas with Rick Mrozik in exchange for Kevin Hatcher, Jan. 18, 1995. Selected by the Atlanta Thrashers in the 1999 Expansion Draft.

YEAR	GP	G	A	PTS	PIM	+/-	PP	SH	GW
94-95	42	3	9	12	71	-5	2	0	1
95-96	71	3	10	13	113	26	2	0	0
96-97	56	2	6	8	118	3	0	0	0
97-98	47	8	9	17	39	9	0	1	0
98-99	48	0	6	6	108	-6	0	0	0
TOTAL	264	16	40	56	449	33	4	1	1
NHL TOTAL	663	52	148	200	1514	6	18	1	5

DAVE TIPPETT

F

#14

Acquired from Hartford for future considerations and Capitals' 6th choice in 1992 Entry Draft (Jarrett Reid). Became a free agent, June 1, 1992.

YEAR	GP	G	A	PTS	PIM	+/-	PP	SH	GW
90-91	61	6	9	15	24	-13	0	0	2
91-92	30	2	10	12	16	2	0	0	0
TOTAL	91	8	19	27	40	-11	0	0	2
NHL TOTAL	721	93	169	262	317	-52	2	14	13

RICK TOCCHET

F

#92

Acquired from Boston with Adam Oates and Bill Ranford for Jim Carey, Anson Carter, Jason Allison and a Washington's 3rd choice in the 1997 Entry Draft (Lee Goren), March 1, 1997. Became a free agent, July 1, 1997.

YEAR	GP	G	A	PTS	PIM	+/-	PP	SH	GW
96-97	13	5	5	10	31	E	1	0	1
NHL TOTAL	1144	440	512	952	2972	82	130	13	50

JEFF TOMS

F

#21

Claimed off waivers from Tampa Bay, Nov. 19, 1997. Became a free agent, July 1, 2000.

YEAR	GP	G	A	PTS	PIM	+/-	PP	SH	GW
97-98	33	3	4	7	8	-11	0	0	1
98-99	21	1	5	6	2	E	0	0	0
99-00	20	1	2	3	4	-1	0	0	1
TOTAL	74	5	11	16	14	-12	0	0	2
NHL TOTAL	236	22	33	55	59	-33	2	0	4

TIM TOOKEY

F

#18, 8

Capitals' 4th choice (88th overall) in the 1979 Entry Draft. Traded to Quebec for Lee Norwood, Feb. 1, 1982.

YEAR	GP	G	A	PTS	PIM	+/-	PP	SH	GW
80-81	29	10	13	23	18	-6	6	0	1
81-82	28	8	8	16	35	-9	5	0	0
TOTAL	57	18	21	39	53	-15	11	0	1
NHL TOTAL	106	22	36	58	71	-20	11	0	1

BRENT TREMBLAY

D

#11, 22

Capitals' 8th choice (127th overall) in 1977 Amateur Draft. Contract bought out, Sept. 15, 1980.

YEAR	GP	G	A	PTS	PIM	+/-	PP	SH	GW
78-79	1	0	0	0	0	E	0	0	0
79-80	9	1	0	1	6	1	0	0	0
TOTAL	10	1	0	1	6	1	0	0	0
NHL TOTAL	10	1	0	1	6	1	0	0	0

JOHN TUCKER

F

#12

Acquired from Buffalo for future considerations, Jan. 4, 1990. Traded to Buffalo for cash, July 3, 1990.

YEAR	GP	G	A	PTS	PIM	+/-	PP	SH	GW
89-90	38	9	19	28	10	11	1	0	1
NHL TOTAL	656	177	259	436	285	-10	49	2	18

ALFIE TURCOTTE

F

#39, 37, 36

Acquired from Boston for Mike Millar, Oct. 2, 1989. Signed to play in Austria, May 1991.

YEAR	GP	G	A	PTS	PIM	+/-	PP	SH	GW
89-90	4	0	2	2	0	E	0	0	0
90-91	6	1	1	2	0	-1	0	0	1
TOTAL	10	1	3	4	0	-1	0	0	1
NHL TOTAL	112	17	29	46	49	-21	8	0	2

BRIAN TUTT

D

#37

Signed as a free agent, July 1989. Signed to play in Norway, July 1990.

YEAR	GP	G	A	PTS	PIM	+/-	PP	SH	GW
89-90	7	1	0	1	2	-4	0	0	0
NHL TOTAL	7	1	0	1	2	-4	0	0	0

All-Time Player Register

ROMAN TVRDON

F

#64

Capitals' 6th choice (132nd overall) in the 1999 Entry Draft. Became a free agent, July 1, 2004.

YEAR	GP	G	A	PTS	PIM	+/-	PP	SH	GW
03-04	9	0	1	1	2	-3	0	0	0
NHL TOTAL	9	0	1	1	2	-3	0	0	0

IGOR ULANOV

D

#44

Acquired from Winnipeg with Mike Eagles for the Capitals' 3rd (later traded to Dallas-Sergei Gusev) and 5th (Brian Elder) choices in the 1995 Entry Draft, April 7, 1995.

YEAR	GP	G	A	PTS	PIM	+/-	PP	SH	GW
94-95	3	0	1	1	2	3	0	0	0
NHL TOTAL	739	27	135	162	1151	13	4	0	4

STEFAN USTORF

F

#16

Capitals' 3rd choice (53rd overall) in 1992 Entry Draft. Became a free agent, July 1, 2001.

YEAR	GP	G	A	PTS	PIM	+/-	PP	SH	GW
95-96	48	7	10	17	14	8	0	0	1
96-97	6	0	0	0	2	-3	0	0	0
TOTAL	54	7	10	17	16	5	0	0	1
NHL TOTAL	54	7	10	17	16	5	0	0	1

CHRIS VALENTINE

F

#28

Capitals' 10th choice (194th overall) in the 1981 Entry Draft. Released from contract, June 1, 1984.

YEAR	GP	G	A	PTS	PIM	+/-	PP	SH	GW
81-82	60	30	37	67	92	-15	18	0	5
82-83	23	7	10	17	14	-2	1	0	1
83-84	22	6	5	11	21	-8	2	0	1
TOTAL	105	43	52	95	127	-25	21	0	7
NHL TOTAL	105	43	52	95	127	-25	21	0	7

DARREN VEITCH

D

#6

Capitals' 1st choice (5th overall) in the 1980 Entry Draft. Traded to Detroit for John Barrett and Greg Smith, March 10, 1986.

YEAR	GP	G	A	PTS	PIM	+/-	PP	SH	GW
80-81	59	4	21	25	46	-12	1	0	1
81-82	67	9	44	53	54	-17	5	0	1
82-83	10	0	8	8	0	-1	0	0	0
83-84	46	6	18	24	17	E	4	0	0
84-85	75	3	18	21	37	31	2	0	0
85-86	62	3	9	12	27	21	0	0	0
TOTAL	319	25	118	143	181	22	12	0	2
NHL TOTAL	511	48	209	257	296	17	24	1	5

DARCY VEROT

F

#76

Signed as a free agent, Aug. 21, 2003. Became a free agent, July 1, 2004.

YEAR	GP	G	A	PTS	PIM	+/-	PP	SH	GW
03-04	37	0	2	2	135	-6	0	0	0
NHL TOTAL	37	0	2	2	135	-6	0	0	0

DENNIS VERVERGAERT

F

#23

Signed as a free agent from Philadelphia, Sept. 12, 1980. Sent to Fredericton (AHL), Oct. 6, 1981.

YEAR	GP	G	A	PTS	PIM	+/-	PP	SH	GW
80-81	79	14	27	41	40	-5	2	0	2
NHL TOTAL	583	176	216	392	247	-71	42	1	22

ALEXANDER VOLCHKOV

F

#39

Capitals' 1st choice (4th overall) in the 1996 Entry Draft. Traded to Edmonton for future considerations, Feb. 4, 2000.

YEAR	GP	G	A	PTS	PIM	+/-	PP	SH	GW
99-00	3	0	0	0	0	-2	0	0	0
NHL TOTAL	3	0	0	0	0	-2	0	0	0

HOWARD WALKER

D

#3, 24

Signed as a free agent from North Dakota (WCHA), June 5, 1980. Traded to Calgary with George White and future considerations for Ken Houston and Pat Riggin, June 7, 1982.

YEAR	GP	G	A	PTS	PIM	+/-	PP	SH	GW
80-81	64	2	11	13	100	9	2	0	0
81-82	16	0	2	2	26	-9	0	0	0
TOTAL	80	2	13	15	126	E	2	0	0
NHL TOTAL	83	2	13	15	133	E	2	0	0

RYAN WALTER

F

#9

Capitals' 1st choice (2nd overall) in 1978 Amateur Draft. Traded to Montreal with Rick Green for Brian Engblom, Doug Jarvis, Rod Langway and Craig Laughlin, Sept. 9, 1982.

YEAR	GP	G	A	PTS	PIM	+/-	PP	SH	GW
78-79	69	28	28	56	70	-1	6	0	1
79-80	80	24	42	66	106	-1	12	1	1
80-81	80	24	44	68	150	-9	4	0	1
81-82	78	38	49	87	142	-3	19	1	3
TOTAL	307	114	163	277	468	-14	41	2	6
NHL TOTAL	1003	264	382	646	946	-3	96	6	23

BRYAN WATSON

D

#19

Acquired from Detroit for Greg Joly, Nov. 30, 1976. Released Feb. 15, 1979.

YEAR	GP	G	A	PTS	PIM	+/-	PP	SH	GW
76-77	56	1	14	15	91	-5	0	0	0
77-78	79	3	11	14	167	-12	0	1	0
78-79	20	0	1	1	36	-7	0	0	0
TOTAL	155	4	26	30	294	-24	0	1	0
NHL TOTAL	878	17	135	152	2212	-97	1	3	2

TONY WHITE

F

#26, 20

Capitals' 10th choice (161st overall) in 1974 Amateur Draft. Became a free agent, June 1, 1978.

YEAR	GP	G	A	PTS	PIM	+/-	PP	SH	GW
74-75	5	0	2	2	0	E	0	0	0
75-76	80	25	17	42	56	-43	7	0	2
76-77	72	12	9	21	44	-15	2	1	3
77-78	1	0	0	0	0	-4	0	0	0
TOTAL	158	37	28	65	100	-62	9	1	5
NHL TOTAL	164	37	28	65	104	-64	9	1	5

TRENT WHITFIELD

F

#23

Signed as a free agent, Sept. 1, 1998. Claimed off waivers by the NY Rangers, Jan. 16, 2002. Claimed off waivers from the NY Rangers, Feb. 1, 2002. Became a free agent, July 1, 2004.

YEAR	GP	G	A	PTS	PIM	+/-	PP	SH	GW
99-00									
Played 3 playoff games (0-0-0)									
00-01	61	2	4	6	35	3	0	0	0
01-02	24	0	1	1	28	-3	0	0	0
02-03	14	1	1	2	6	1	0	0	1
03-04	44	6	5	11	14	-2	0	1	2
TOTAL	143	9	11	20	83	-1	0	1	3
NHL TOTAL	177	11	17	28	97	-1	1	1	3

DOUG WICKENHEISER

F

#18

Signed as a free agent, Feb. 28, 1989. Released following 1989-90 season.

YEAR	GP	G	A	PTS	PIM	+/-	PP	SH	GW
88-89	16	2	5	7	4	E	1	0	0
89-90	27	1	8	9	20	1	0	0	0
TOTAL	43	3	13	16	24	1	1	0	0
NHL TOTAL	556	111	165	276	286	41	17	6	16

TOMMY WILLIAMS

F

#14

Signed from New England (WHA) prior to 1974-75 season. Retired, Dec. 24, 1975.

YEAR	GP	G	A	PTS	PIM	+/-	PP	SH	GW
74-75	73	22	36	58	12	-48	7	2	1
75-76	34	8	13	21	6	-33	2	0	0
TOTAL	107	30	49	79	18	-81	9	2	1
NHL TOTAL	663	161	269	430	177	-104	24	2	16

BRIAN WILLISIE

F

#24

Claimed from Colorado in waiver draft, Oct. 3, 2003. Became a free agent July 1, 2006.

YEAR	GP	G	A	PTS	PIM	+/-	PP	SH	GW
03-04	49	10	5	15	18	-7	1	1	1
05-06	82	19	22	41	77	-19	8	1	2
TOTAL	131	29	27	56	95	-26	9	2	3
NHL TOTAL	376	52	56	108	217	-56	13	2	5

All-Time Player Register

BRENDAN WITT

D

#19

Capitals' 1st choice (11th overall) in the 1993 Entry Draft. Traded to Nashville for Kris Beech and Nashville's 1st choice in the 2006 Entry Draft (Semyon Varlamov), March 9, 2006.

YEAR	GP	G	A	PTS	PIM	+/-	PP	SH	GW
95-96	48	2	3	5	85	-4	0	0	1
96-97	44	3	2	5	88	-20	0	0	0
97-98	64	1	7	8	112	-11	0	0	0
98-99	54	2	5	7	87	-6	0	0	0
99-00	77	1	7	8	114	5	0	0	0
00-01	72	3	3	6	101	2	0	0	0
01-02	68	3	7	10	78	-1	0	0	0
02-03	69	2	9	11	106	12	0	0	0
03-04	72	2	10	12	123	-22	0	0	0
05-06	58	1	10	11	141	-5	0	0	0
TOTAL	626	20	63	83	1035	-50	0	0	1
NHL TOTAL	848	23	93	116	1379	-73	0	0	1

JASON WOOLLEY

D

#29, 25

Washington's 4th choice (61st overall) in the 1989 Entry Draft. Signed as a free agent by Florida, Feb. 16, 1995.

YEAR	GP	G	A	PTS	PIM	+/-	PP	SH	GW
91-92	1	0	0	0	0	1	0	0	0
92-93	26	0	2	2	10	3	0	0	0
93-94	10	1	2	3	4	2	0	0	0
TOTAL	37	1	4	5	14	6	0	0	0
NHL TOTAL	718	68	246	314	430	65	26	0	15

TERRY YAKE

F

#25

Claimed off waivers, Jan. 18, 2000. Became a free agent, July 1, 2001.

YEAR	GP	G	A	PTS	PIM	+/-	PP	SH	GW
99-00	35	6	5	11	12	2	1	0	1
00-01	12	0	3	3	8	E	0	0	0
TOTAL	47	6	8	14	20	2	1	0	1
NHL TOTAL	403	77	120	197	220	-3	19	2	18

NOLAN YONKMAN

D

#40

Capitals' 5th choice (37th overall) in the 1999 Entry Draft. Became a free agent, July 1, 2006.

YEAR	GP	G	A	PTS	PIM	+/-	PP	SH	GW
01-02	11	1	0	1	4	3	0	0	0
03-04	1	0	0	0	0	E	0	0	0
05-06	38	0	7	7	86	1	0	0	0
TOTAL	50	1	7	8	90	4	0	0	0
NHL TOTAL	50	1	7	8	90	4	0	0	0

RICHARD ZEDNIK

F

#44, 20

Washington's 10th choice (249th overall) in the 1994 Entry Draft. Traded to Montreal with Jan Bulis and the Capitals' 1st choice in the 2001 Entry Draft (Alexander Perezhogin) for Trevor Linden, Dainius Zubrus and Washington's 2nd choice in the 2001 Entry Draft (traded to Tampa Bay-Andreas Holmqvist), March 13, 2001. Acquired from Montreal for Washington's 3rd choice in the 2007 Entry Draft (Olivier Fortier), July 12, 2006. Traded to NY Islanders for the Islanders' 2nd choice in the 2007 Entry Draft (Theo Ruth), Feb. 26, 2007.

YEAR	GP	G	A	PTS	PIM	+/-	PP	SH	GW
95-96	1	0	0	0	0	E	0	0	0
96-97	11	2	1	3	4	-5	1	0	0
97-98	65	17	9	26	28	-2	2	0	2
98-99	49	9	8	17	50	-6	1	0	2
99-00	69	19	16	35	54	6	1	0	2
00-01	62	16	19	35	61	-2	4	0	3
06-07	32	6	12	18	16	-4	1	0	1
TOTAL	289	69	65	134	213	-13	10	0	12
NHL TOTAL	745	200	179	379	563	-16	46	0	37

ROB ZETTLER

D

#24

Signed as a free agent, Sept. 7, 1999. Became a free agent, July 1, 2002. Retired, August 2002.

YEAR	GP	G	A	PTS	PIM	+/-	PP	SH	GW
99-00	12	0	2	2	19	-1	0	0	0
00-01	29	0	4	4	55	0	0	0	0
01-02	49	1	4	5	56	3	0	0	0
TOTAL	90	1	10	11	130	2	0	0	0
NHL TOTAL	569	5	65	70	920	-121	0	0	0

PETER ZEDEL

F

#25

Acquired from St. Louis with Mike Lalor for Geoff Courtnall, July 13, 1990. Traded to Toronto with Bob Rouse for Al Iafrate, Jan. 16, 1991.

YEAR	GP	G	A	PTS	PIM	+/-	PP	SH	GW
90-91	20	7	5	12	10	-13	6	0	0
NHL TOTAL	873	219	389	608	435	39	65	3	37

DWAYNE ZINGER

D

#49

Signed as a free agent, July 9, 2002. Traded to Phoenix for Doug Doull, Feb. 3, 2006.

YEAR	GP	G	A	PTS	PIM	+/-	PP	SH	GW
03-04	7	0	1	1	9	2	0	0	0
NHL TOTAL	7	0	1	1	9	2	0	0	0

DAINIUS ZUBRUS

F

#9

Acquired from Montreal with Trevor Linden and New Jersey's 2nd choice in the 2001 Entry Draft (later traded to Tampa Bay-Andreas Holmqvist) for Richard Zednik, Jan Bulis and the Capitals' 1st choice in the 2001 Entry Draft (Alexander Perezhogin), March 13, 2001. Traded to Buffalo with Timo Helbling for Jiri Novotny and Buffalo's 1st choice in the 2007 Entry Draft (later traded to San Jose-Nick Petrecki).

YEAR	GP	G	A	PTS	PIM	+/-	PP	SH	GW
00-01	12	1	1	2	7	-4	1	0	0
01-02	71	17	26	43	38	5	5	0	3
02-03	63	13	22	35	43	15	2	0	0
03-04	54	12	15	27	38	-16	6	1	2
05-06	71	23	34	57	84	3	13	0	5
06-07	60	20	32	52	50	-16	9	0	4
TOTAL	331	86	130	216	260	-13	36	1	14
NHL TOTAL	853	166	272	438	556	8	49	2	28

All-Time Goaltender Register

JOHN ADAMS

#30, 32

Purchased from San Diego (CHL), July 10, 1974. Became free agent, June 1, 1975.

YEAR	GP	MIN	GA	SO	GAA	W-L-T
74-75	8	400	46	0	6.90	0-7-0
NHL TOTAL	22	1180	85	1	4.32	9-10-1

DON BEAUPRE

#35, 33

Acquired from Minnesota for the draft rights to Claudio Scremin, Nov. 1, 1988. Traded to Ottawa for the Senators' 5th choice in the 1995 Entry Draft (Benoit Gratton), Jan. 18, 1995.

YEAR	GP	MIN	GA	SO	GAA	W-L-T
88-89	11	578	28	1	2.91	5-4-0
89-90	48	2793	150	2	3.22	23-18-5
90-91	45	2572	113	5	2.64	20-18-3
91-92	54	3108	166	1	3.20	29-17-6
92-93	58	3282	181	1	3.31	27-23-5
93-94	53	2853	135	2	2.84	24-16-8
TOTAL	269	15186	773	12	3.05	128-96-27
NHL TOTAL	667	37396	2151	17	3.45	268-277-75

JIM BEDARD

#1, 31

Capitals' 6th choice (91st overall) in 1976 Amateur Draft. Became free agent, Nov. 19, 1979.

YEAR	GP	MIN	GA	SO	GAA	W-L-T
77-78	43	2492	152	1	3.66	11-23-7
78-79	30	1740	126	0	4.35	6-17-6
TOTAL	73	4232	278	1	3.94	17-40-13
NHL TOTAL	73	4232	278	1	3.94	17-40-13

MICHEL BELHUMEUR

#31, 30, 35

Acquired in 1974 Expansion Draft (2nd pick) from Philadelphia. Became free agent, June 1976.

YEAR	GP	MIN	GA	SO	GAA	W-L-T
74-75	35	1813	162	0	5.36	0-24-3
75-76	7	377	32	0	5.09	0-5-1
TOTAL	42	2190	194	0	5.32	0-29-4
NHL TOTAL	65	3306	254	0	4.61	9-36-7

CRAIG BILLINGTON

#1

Acquired from Colorado for future considerations July 16, 1999. Released Dec. 19, 2002.

YEAR	GP	MIN	GA	SO	GAA	W-L-T
99-00	13	611	28	2	2.75	3-6-1
00-01	12	660	27	0	2.45	3-5-2
01-02	17	710	36	0	3.04	4-5-3
02-03	5	217	17	0	4.70	1-3-1
TOTAL	47	2198	108	2	2.95	11-19-7
NHL TOTAL	332	17097	1034	9	3.63	110-149-31

ROLLIE BOUTIN

#35, 1

Capitals' 7th choice (111th overall) in the 1977 Amateur Draft. Traded to Minnesota with Wes Jarvis for Robbie Moore and future considerations, Aug. 4, 1982.

YEAR	GP	MIN	GA	SO	GAA	W-L-T
78-79	2	90	10	0	6.67	0-1-0
79-80	18	927	54	0	3.50	7-7-1
80-81	2	120	11	0	5.50	0-2-0
TOTAL	22	1137	75	0	3.96	7-10-1
NHL TOTAL	22	1137	75	0	3.96	7-10-1

MARTIN BROCHU

#1

Acquired from Montreal for future considerations, March 15, 1996. Became free agent, July 1, 1999.

YEAR	GP	MIN	GA	SO	GAA	W-L-T
98-99	2	120	6	0	3.00	0-2-0
NHL TOTAL	9	369	22	0	3.58	0-5-0

JIM CAREY

#30

Capitals' 2nd choice (32nd overall) in 1992 Entry Draft. Traded to Boston with Jason Allison, Anson Carter and the Capitals' 3rd choice in the 1997 Entry Draft (Lee Goren) for Adam Oates, Bill Ranford and Rick Tocchet, March 1, 1997.

YEAR	GP	MIN	GA	SO	GAA	W-L-T
94-95	28	1604	57	4	2.13	18-6-3
95-96	71	4069	153	9	2.26	35-24-9
96-97	40	2293	105	1	2.75	17-18-3
TOTAL	139	7966	315	14	2.37	70-48-15
NHL TOTAL	172	9668	416	16	2.58	79-65-16

FREDERIC CASSIVI

#30, 35

Signed as a free agent, Aug. 11, 2005. Became a free agent, July 1, 2008.

YEAR	GP	MIN	GA	SO	GAA	W-L-OT
05-06	1	59	4	0	4.07	0-1-0
06-07	4	139	6	0	2.59	0-1-1
TOTAL	5	198	10	0	3.04	0-2-1
NHL TOTAL	13	628	38	0	3.63	3-6-1

SEBASTIEN CHARPENTIER

#35

Capitals' 4th choice in the 1995 Entry Draft. Became a free agent, July 1, 2004.

YEAR	GP	MIN	GA	SO	GAA	W-L-T
01-02	2	122	5	0	2.46	1-1-0
02-03	17	859	40	0	2.79	5-7-1
03-04	7	369	21	0	3.41	0-6-0
TOTAL	26	1350	66	0	2.93	6-14-1
NHL TOTAL	26	1350	66	0	2.93	6-14-1

ROGER CROZIER

#31

Signed as a free agent, Jan. 1, 1977. Retired, April 1977.

YEAR	GP	MIN	GA	SO	GAA	W-L-T
76-77	3	103	2	0*	1.17	1-0-0
NHL TOTAL	518	28567	1446	30	3.04	206-197-70

*Shared shutout with Ron Low

BYRON DAFOE

#35

Capitals' 2nd choice (35th overall) in 1989 Entry Draft. Traded to Los Angeles with Dmitri Khristich for the Kings' 1st choice (Alexander Volchikov) and the Stars' 4th choice (Justin Davis) in the 1996 Entry Draft, July 8, 1995.

YEAR	GP	MIN	GA	SO	GAA	W-L-T
92-93	1	1	0	0	0.00	0-0-0
93-94	5	230	13	0	3.39	2-2-0
94-95	4	187	11	0	3.53	1-1-1
TOTAL	10	418	24	0	3.44	3-3-1
NHL TOTAL	415	23478	1051	26	2.69	171-170-56

COREY HIRSCH

#34

Signed as a free agent, Oct. 27, 2000. Became a free agent, July 2002.

YEAR	GP	MIN	GA	SO	GAA	W-L-T
00-01	1	20	0	0	0.00	1-0-0
NHL TOTAL	108	5775	301	4	3.13	34-45-14

CRISTOBAL HUET

#38

Acquired from Montreal for Anaheim's 2nd choice in the 2009 Entry Draft. Became a free agent, July 1, 2008.

YEAR	GP	MIN	GA	SO	GAA	W-L-OT
07-08	13	771	21	2	1.63	11-2-0
NHL TOTAL	224	12529	511	20	2.45	103-76-28

JIM HRIVNAK

#35, 39

Capitals' 4th choice (61st overall pick) in the 1986 Entry Draft. Traded to Winnipeg for Rick Tabaracci, March 22, 1993.

YEAR	GP	MIN	GA	SO	GAA	W-L-T
89-90	11	609	36	0	3.55	5-5-0
90-91	9	432	26	0	3.61	4-2-1
91-92	12	605	35	0	3.47	6-3-0
92-93	27	1421	83	0	3.50	13-9-2
TOTAL	59	3067	180	0	3.52	28-19-3
NHL TOTAL	85	4217	262	0	3.73	34-30-3

GARY INNESS

#31

Signed as a free agent, Dec. 19, 1978. Retired following 1980-81 season.

YEAR	GP	MIN	GA	SO	GAA	W-L-T
78-79	37	2107	130	0	3.70	14-14-8
79-80	14	727	44	0	3.63	2-9-2
80-81	3	180	9	0	3.00	0-1-2
TOTAL	54	3014	183	0	3.64	16-24-12
NHL TOTAL	162	8710	494	2	3.40	58-61-27

All-Time Goaltender Register

AL JENSEN

#35

Acquired from Detroit for Mark Lofthouse, July 23, 1981. Traded to Los Angeles for Garry Galley, Feb. 14, 1987.

YEAR	GP	MIN	GA	SO	GAA	W-L-T
81-82	26	1274	81	0	3.81	8-8-4
82-83	40	2358	135	1	3.44	22-12-6
83-84	43	2414	117	4	2.91	25-13-3
84-85	14	803	34	1	2.54	10-3-1
85-86	44	2437	129	2	3.18	28-9-3
86-87	6	328	27	0	4.94	1-3-1
TOTAL	173	9614	523	8	3.26	94-48-18
NHL TOTAL	179	9974	557	8	3.35	95-53-18

BRENT JOHNSON

#1

Claimed off waivers from Vancouver, Oct. 4, 2005. Became a free agent, July 1, 2009.

YEAR	GP	MIN	GA	SO	GAA	W-L-T
05-06	26	1413	81	1	3.44	9-12-1
06-07	30	1644	99	0	3.61	6-15-7
07-08	19	1032	46	0	2.67	7-8-2
08-09	21	1131	53	0	2.81	12-6-2
TOTAL	96	5220	279	1	3.21	34-41-12
NHL TOTAL	247	13762	604	13	2.63	111-94-25

OLIE KOLZIG

#37

Capitals' 1st choice (19th overall) in the 1989 Entry Draft. Became a free agent, July 1, 2008.

YEAR	GP	MIN	GA	SO	GAA	W-L-T
89-90	2	120	12	0	6.00	0-2-0
92-93	1	20	2	0	6.00	0-0-0
93-94	7	224	20	0	5.36	0-3-0
94-95	14	724	30	0	2.49	2-8-2
95-96	18	897	46	0	3.08	4-8-2
96-97	29	1645	71	2	2.59	8-15-4
97-98	64	3788	139	5	2.20	33-18-10
98-99	64	3586	154	4	2.58	26-31-3
99-00	73	4371	163	5	2.24	41-20-11
00-01	72	4279	177	5	2.48	37-26-8
01-02	71	4131	192	6	2.79	31-29-8
02-03	66	3894	156	4	2.40	33-25-6
03-04	63	3738	180	2	2.89	19-35-9
05-06	59	3506	206	0	3.53	20-28-11
06-07	54	3184	159	1	3.00	22-24-6
07-08	54	3153	153	1	2.91	25-21-6
TOTAL	711	41259	1860	35	2.70	301-293-86
NHL TOTAL	719	41671	1885	35	2.71	303-297-87

MIKE LIUT

#1

Acquired from Hartford for Yvon Corriveau, March 6, 1990. Became a free agent, June 1, 1992.

YEAR	GP	MIN	GA	SO	GAA	W-L-T
89-90	8	478	17	1	2.13	4-4-0
90-91	35	1834	114	0	3.73	13-16-3
91-92	21	1123	70	1	3.74	10-7-2
TOTAL	64	3435	201	2	3.51	27-27-5
NHL TOTAL	664	38215	2221	25	3.49	294-271-74

RON LOW

#1, 30

Acquired in the 1974 Expansion Draft (1st pick) from Toronto. Signed by Detroit as a free agent, Aug. 17, 1977. (Agreed compensation: Walt McKechnie, Detroit's 3rd choice in the 1978 Amateur Draft – John Johnston – and its 2nd choice in the 1979 Entry Draft – Errol Rausse; Washington sent its 3rd choice in the 1979 Entry Draft – Boris Fistric – to Detroit.)

YEAR	GP	MIN	GA	SO	GAA	W-L-T
74-75	48	2587	235	1	5.45	8-36-2
75-76	43	2289	208	0	5.45	6-31-2
76-77	54	2918	188	0*	3.87	16-27-5
TOTAL	145	7795	631	1	4.86	30-94-9
NHL TOTAL	382	20502	1463	4	4.28	102-203-38

* Shared shutout with Roger Crozier

CLINT MALARCHUK

#30

Acquired from Quebec with Dale Hunter for Gaetan Duchesne, Alan Haworth and Washington's 1st choice in the 1987 Entry Draft (Joe Sakic), June 13, 1987. Traded to Buffalo with Grant Ledyard and the Capitals' 6th choice in the 1991 Entry Draft (Brian Holzinger) for Calle Johansson and Buffalo's 2nd choice in the 1989 Entry Draft (Byron Dafoe), March 7, 1989.

YEAR	GP	MIN	GA	SO	GAA	W-L-T
87-88	54	2926	154	4	3.16	24-20-4
88-89	42	2428	141	1	3.48	16-18-7
TOTAL	96	5354	295	5	3.31	40-38-11
NHL TOTAL	338	19030	1100	12	3.47	141-130-45

BOB MASON

#31

Signed as a free agent from the US Olympic Team, Feb. 21, 1984. Signed as a free agent by Chicago, June 12, 1988. Acquired from Quebec for future considerations, June 17, 1989. Became a free agent, June 1, 1990.

YEAR	GP	MIN	GA	SO	GAA	W-L-T
83-84	2	120	3	0	1.50	2-0-0
84-85	12	661	31	1	2.81	8-2-1
85-86	1	16	0	0	0.00	1-0-0
86-87	45	2536	137	0	3.24	20-18-5
89-90	16	822	48	0	3.50	4-9-1
TOTAL	76	4155	219	1	3.16	35-29-7
NHL TOTAL	145	7988	500	1	3.76	55-65-16

ROBBIE MOORE

#39

Acquired from Minnesota with future considerations for Rolie Boutin and Wes Jarvis, Aug. 4, 1982. Became a free agent, June 1, 1983.

YEAR	GP	MIN	GA	SO	GAA	W-L-T
82-83	1	20	1	0	3.00	0-1-0
NHL TOTAL	6	257	8	2	1.87	3-1-4

MICHAEL NEUVIRTH

#30

Capitals' 3rd choice (34th overall) in 2006 Entry Draft.

YEAR	GP	MIN	GA	SO	GAA	W-L-T
08-09	5	220	11	0	3.00	2-1-0
NHL TOTAL	5	220	11	0	3.00	2-1-0

MAXIME OUELLET

#33

Acquired from Philadelphia with the Flyers' 1st (later traded to Dallas-Martin Vagner), 2nd (Maxime Daigneault) and 3rd (Derek Krestanovich) choices in the 2002 Entry Draft for Adam Oates, March 19, 2002. Traded to Vancouver for the Canucks' 5th choice in the 2006 Entry Draft (later traded to NY Rangers-Tomas Zaborsky), Dec. 2, 2006.

YEAR	GP	MIN	GA	SO	GAA	W-L-T
03-04	6	365	19	1	3.12	2-3-1
NHL TOTAL	12	663	34	1	3.08	2-6-2

MIKE PALMATEER

#29

Acquired from Toronto with Maple Leafs' 3rd choice in the 1980 Entry Draft (Torrie Robertson) for Robert Picard, Tim Coulis and Washington's 2nd choice in the 1980 Entry Draft (Bob McGill), June 11, 1980. Traded to Toronto for future considerations, Sept. 9, 1982.

YEAR	GP	MIN	GA	SO	GAA	W-L-T
80-81	49	2679	172	2	3.85	18-19-9
81-82	11	584	47	0	4.83	2-7-2
TOTAL	60	3263	219	2	4.03	20-26-11
NHL TOTAL	356	20131	1183	17	3.53	149-138-52

DAVE PARRO

#30

Acquired from Quebec for Nelson Burton, June 15, 1979. Released from contract, June 1, 1984.

YEAR	GP	MIN	GA	SO	GAA	W-L-T
80-81	18	811	49	1	3.63	4-7-2
81-82	52	2942	206	1	4.20	16-26-7
82-83	6	261	19	0	4.37	1-3-1
83-84	1	1	0	0	0.00	0-0-0
TOTAL	77	4015	274	2	4.09	21-36-10
NHL TOTAL	77	4015	274	2	4.09	21-36-10

PETE PEETERS

#1

Acquired from Boston for Pat Riggin, Nov. 14, 1985. Became a free agent, June 1989.

YEAR	GP	MIN	GA	SO	GAA	W-L-T
85-86	34	2021	113	1	3.35	19-11-3
86-87	37	2002	107	0	3.21	17-11-4
87-88	35	1896	88	2	2.78	14-12-5
88-89	33	1854	88	4	2.85	20-7-3
TOTAL	139	7773	396	7	3.06	70-41-15
NHL TOTAL	489	27699	1424	21	3.08	246-155-51

BILL RANFORD

#30

Acquired from Boston with Adam Oates and Rick Tocchet for Jim Carey, Anson Carter, Jason Allison and Washington's 3rd choice in the 1997 Entry Draft (Lee Goren), March 1, 1997. Traded to Tampa Bay in exchange for Tampa's 3rd choice in the 1998 Entry Draft (Todd Hornung), June 17, 1998.

YEAR	GP	MIN	GA	SO	GAA	W-L-T
96-97	18	1009	46	0	2.74	8-7-2
97-98	22	1183	55	0	2.79	7-12-2
TOTAL	40	2192	101	0	2.76	15-19-4
NHL TOTAL	647	35936	2042	15	3.41	240-279-76

All-Time Goaltender Register

ALAIN RAYMOND

#31

Capitals' 8th choice (224th overall) in the 1983 Entry Draft. Became a free agent, June 1990.

YEAR	GP	MIN	GA	SO	GAA	W-L-T
87-88	1	40	2	0	3.00	0-1-0
NHL TOTAL	1	40	2	0	3.00	0-1-0

PAT RIGGIN

#1

Acquired from Calgary with Ken Houston for Howard Walker, George White, Quebec's 6th choice in the 1982 Entry Draft (Mats Kihlstrom), the Capitals' 3rd choice in the 1983 Entry Draft (Perry Berezan) and the Capitals' 2nd choice in the 1984 Entry Draft (Paul Ranheim), June 9, 1982. Traded to Boston for Pete Peeters, Nov. 14, 1985.

YEAR	GP	MIN	GA	SO	GAA	W-L-T
82-83	38	2161	121	0	3.36	16-9-9
83-84	41	2299	102	4	2.66	21-14-2
84-85	57	3388	168	2	2.98	28-20-7
85-86	7	369	23	0	3.74	2-3-1
TOTAL	143	8217	414	6	3.02	67-46-19
NHL TOTAL	350	19872	1135	11	3.43	153-120-52

MIKE ROSATI

#40

Signed as a free agent on July 15, 1998. Became a free agent, July 1, 1999.

YEAR	GP	MIN	GA	SO	GAA	W-L-T
98-99	1	28	0	0	0.00	1-0-0
NHL TOTAL	1	28	0	0	0.00	1-0-0

GARY SMITH

#1

Signed as a free agent from Minnesota, Sept. 3, 1977. Sold to Minnesota, Feb. 19, 1978.

YEAR	GP	MIN	GA	SO	GAA	W-L-T
77-78	17	980	68	0	4.16	2-12-3
NHL TOTAL	532	29619	1675	26	3.39	173-261-74

RASTISLAV STANA

#1

Capitals' 8th choice (193rd overall) in the 1998 Entry Draft.

YEAR	GP	MIN	GA	SO	GAA	W-L-T
03-04	6	211	11	0	3.13	1-2-0
NHL TOTAL	6	211	11	0	3.13	1-2-0

WAYNE STEPHENSON

#35

Acquired from Philadelphia for Washington's 3rd choice in the 1981 Entry Draft (Barry Tabobondung), Aug. 16, 1979. Retired following the 1980-81 season for medical reasons.

YEAR	GP	MIN	GA	SO	GAA	W-L-T
79-80	56	3146	187	0	3.57	18-24-10
80-81	20	1010	66	1	3.92	4-7-5
TOTAL	76	4156	253	1	3.65	22-31-15
NHL TOTAL	328	18343	937	14	3.06	146-103-49

RICK TABARACCI

#31

Acquired from Winnipeg for Jim Hrivnak, March 22, 1993. Traded to Calgary for the Flames' 5th choice in the 1995 Entry Draft (Joel Cort), April 7, 1995. Re-acquired from Calgary for future considerations, Aug. 7, 1998.

YEAR	GP	MIN	GA	SO	GAA	W-L-T
92-93	6	343	10	2	1.75	3-2-0
93-94	32	1770	91	2	3.08	13-14-2
94-95	8	394	16	0	2.44	1-3-2
98-99	23	1193	50	2	2.51	4-12-3
TOTAL	69	3700	157	6	2.55	21-31-7
NHL TOTAL	286	15255	760	15	2.99	93-125-30

JOSE THEODORE

#60

Signed as a free agent, July 1, 2008.

YEAR	GP	MIN	GA	SO	GAA	W-L-T
08-09	57	3287	157	2	2.87	32-17-5
NHL TOTAL	501	28413	1266	28	2.67	215-214-45

SEMYON VARLAMOV

#40

Capitals' 2nd choice (23rd overall) in 2006 Entry Draft.

YEAR	GP	MIN	GA	SO	GAA	W-L-T
08-09	6	329	13	0	2.37	4-0-1
NHL TOTAL	6	329	13	0	2.37	4-0-1

BERNIE WOLFE

#30

Signed as a free agent, Oct. 1, 1974. Retired, Oct. 9, 1979.

YEAR	GP	MIN	GA	SO	GAA	W-L-T
75-76	40	2134	148	0	4.16	5-23-7
76-77	37	1779	114	1	3.84	7-15-9
77-78	25	1328	94	0	4.25	4-14-4
78-79	18	863	68	0	4.73	4-9-1
TOTAL	120	6104	424	1	4.17	20-61-21
NHL TOTAL	120	6104	424	1	4.17	20-61-21

MATT YEATS

#31

Signed as a free agent, March 19, 2004. Became a free agent, July 1, 2004.

YEAR	GP	MIN	GA	SO	GAA	W-L-T
03-04	5	258	13	0	3.02	1-3-0
NHL TOTAL	5	258	13	0	3.02	1-3-0

All-Time Sweater Numbers

1

Ron Low	1974-77
Gary Smith	1977-78
Jim Bedard	1978-79
Rollie Boutin	1979-81
Pat Riggin	1982-85
Pete Peeters	1985-89
Mike Liut	1990-92
Martin Brochu	1998-99
Craig Billington	1999-02
Rastislav Stana	2003-04
Brent Johnson	2005-09

2

Doug Mohns	1974-75
Jack Lynch	1975-79
Greg Theberge	1979-80
Pat Ribble	1980-81
Greg Theberge	1981-82
Tony Camazzola	1981-82
Doug Hicks	1981-83
Greg Theberge	1983-84
Mike McEwen	1984-85
Dwight Schofield	1985-86
Garry Galley	1987-88
Bill Houlder	1988-90
Joel Quenneville	1990-91
Ken Sabourin	1991-92
Jim Johnson	1994
Ken Klee	1995-03
Josef Boumedienne	2003-04
Brian Pothier	2006-09

3

Greg Joly	1974-76
Bill Mikkelsen	1976-77
Jean Lemieux	1977-78
Peter Scamurra	1978-80
Howard Walker	1980-82
Jim McTaggart	1981-82
Scott Stevens	1982-90
Mikhail Tatarinov	1990-91
Sylvain Cote	1991-98
Stewart Malgunas	1998-99
Jamie Huscroft	1999-00
Sylvain Cote	2000-02
Jason Doig	2003-04
Lawrence Nycholat	2006-07
Tom Poti	2007-09

4

Bill Mikkelsen	1974-75
Bob Paradise	1975-77
Larry Bolonchuk	1977-78
Leif Svensson	1978-80
Jim McTaggart	1980-81
Jay Johnston	1981-82
Randy Holt	1981-83
Paul MacKinnon	1983-84
Kevin Hatcher	1984-94
Jim Johnson	1995-96
Stewart Malgunas	1996-98
Sergei Gonchar	1998-99
Brad Shaw	1999
Alexei Tezikov	1998-00
Frantisek Kucera	2001-02
Rick Berry	2002-04
John Erskine	2006-09

5

Joe Lundrigan	1974-75
Willy Brossart	1975-76
Rick Green	1976-82
Rod Langway	1982-93
No. retired Nov. 26, 1997	

6

Gord Smith	1974-75
Peter Scamurra	1975-76
Gord Smith	1976-79
Errol Rausse	1979-80
Darren Veitch	1980-86
John Barrett	1986-87
Chris Felix	1987-88
Grant Ledyard	1988-89
Calle Johansson	1989-03
Jamie Heward	2005-07

7

Yvon Labre	1974-81
No. retired Nov. 7, 1981	

8

Murray Anderson	1974-75
Don McLean	1975-76
Gord Smith	1975-76
Larry Bolonchuk	1976-77
Bill Riley	1976-79
Dave Forbes	1978-79
Nelson Burton	1978-79
Rick Bragnolo	1978-79
Mark Lofthouse	1979-81
Greg Theberge	1980-81
Jay Johnston	1980-81
Tim Tookey	1981-82
Lee Norwood	1981-83
Larry Murphy	1983-89
Bob Rouse	1989-91
Ken Sabourin	1991
Dimitri Krstich	1991-95
Richard Zednik	1995-96
Jan Bulis	1997-00
Dmitri Khristich	2000-02
Josh Green	2002-03
Steve Eminger	2003-04
Alex Ovechkin	2005-09

9

Dave Kryskow	1974-75
Ace Bailey	1975-78
Ryan Walter	1978-82
Brian Engblom	1982-84
Dave Jensen	1985-87
Mike Millar	1988-89
Nick Kypreos	1989-92
Dave Poulin	1993-95
Keith Jones	1995-96
Curtis Leschyshyn	1996
Todd Krygier	1997-98
Tom Chorske	1998-99
Joe Murphy	1999-00
Dainius Zubrus	2001-07

10

Gord Brooks	1974-75
Ron Anderson	1974-75
Bill Clement	1975-76
Doug Patey	1976-77
Walt McKechnie	1977
Bob Girard	1977-78
Rolf Edberg	1978-81
Bob Carpenter	1981-87
Kelly Miller	1987-99
Ulf Dahlen	1999-02
Matt Bradley	2005-09

11

Jack Egers	1974-76
Brian Kinsella	1976-77
Craig Patrick	1976-79
Mark Lofthouse	1977-78
Greg Carroll	1978-79
Brent Tremblay	1978-79
*Mike Gartner	1979-89
Tim Bergland	1990-92
Bob Carpenter	1992-93
Tim Bergland	1994
Jeff Nelson	1995-96
Esa Tikkanen	1998
Jeff Halpern	1999-06
*No. retired Dec. 28, 2008	

12

Bob Gryp	1974-75
Steve Atkinson	1974-75
Ron Anderson	1974-75
Hartland Monahan	1975-77
Nelson Burton	1977-78
Rick Bragnolo	1977-78
Michel Bergeron	1978-79
Bill Riley	1978-79
Doug Patey	1978-79
Dennis Hextall	1978-79
Tony Cassolato	1979-80
Gary Rissling	1979-80
Alan Hangleleben	1979-81
Mike Sitala	1981-82
Errol Rausse	1981-82
Glen Currie	1981-85
Jorgen Pettersson	1985-86
Garry Sampson	1986-87
Garry Galley	1986-87
Peter Sundstrom	1987-89
John Tucker	1990
Peter Bondra	1990-04
Jeff Friesen	2005-06

13

Andrei Nikolishin	1996-02
Bates Battaglia	2003-04
Joey Tenute	2005-06
Jiri Novotny	2006-07

14

Tommy Williams	1974-75
Gerry Meehan	1975-79
Blair Stewart	1978-79
Antero Lehtonen	1979-80
Dwayne Lowdermilk	1980-81
Errol Rausse	1980-81
Gaetan Duchesne	1981-87
Mike Richard	1987-88
Geoff Courtnall	1988-90
Dave Tippett	1990-92
Kevin Miller	1992
Paul Cavallini	1992-93
Pat Peake	1993-98
Patrik Augusta	1998-99
Patrice Lefebvre	1998-99
Joe Sacco	1999-02
Kip Miller	2002-04
Eric Fehr	2006-08
Tomas Fleischmann	2008-09

15

Denis Dupere	1974-75
Stan Gilbertson	1974-76
Guy Charron	1976-81
Wes Jarvis	1981-82
Mike Sitala	1981-82
Alan Haworth	1982-87
Neil Sheehy	1988-91
Reggie Savage	1992-93
Keith Acton	1993
Jeff Nelson	1995
Steve Poapst	1996
Dmitri Mironov	1998-01
Boyd Gordon	2003-09

16

Mike Marson	1974-79
Michel Bergeron	1978-79
Doug Patey	1978-79
Bengt Gustafsson	1981-86
Bengt Gustafsson	1987-89
Alan May	1989-94
Stefan Ustorf	1995-96
Kris Beech	2000
Trevor Linden	2001
A. Salomonsson	2002-03
Brian Sutherby	2003-07
Eric Fehr	2008-09

17

Rod Seiling	1974
Willy Brossart	1974-75
John Paddock	1975
Jean Lemieux	1975-77
Tom Rowe	1977-80
Tim Coulis	1979-80
Wes Jarvis	1980-81
Timo Blomqvist	1981-85
John Blum	1986-87
Mike Ridley	1987-94
Sergei Gonchar	1995
Chris Simon	1996-02
John Gruden	2003-04
Chris Clark	2005-09

18

Bill Riley	1974-75
Ron Jones	1974-75
Rick Bragnolo	1975-77
Eddy Godin	1977-79
Greg Polis	1978-80
Harvie Pocza	1979-80
Glen Currie	1979-80
Tim Tookey	1980-81
Roland Stoltz	1981-82
Lou Franceschetti	1981-82
Craig Laughlin	1982-88
Doug Wickenheiser	1989-90
Steve Maltais	1990-91
Randy Burridge	1991-95
Andrew Brunette	1995-98
Trevor Halverson	1998-99
Matt Pettinger	2001-08

19

Pete Laframboise	1974-75
Jack Lynch	1975
Bob Gryp	1975-76
Steve Self	1976-77
Bryan Watson	1976-79
Chuck Arnason	1978-79
Paul MacKinnon	1979-82
Ken Houston	1982-83
Peter Andersson	1983-86
Greg Smith	1986-88
John Druce	1988-92
Pat Elynuik	1992-93
Enrico Ciccone	1993-94
Brendan Witt	1995-06
Nicklas Backstrom	2007-09

20

Bill Lesuk	1974-75
Tony White	1975-78
Mark Lofthouse	1978-79
Tim Coulis	1979-80
Claude Noel	1979-80
Mike Kaszycki	1979-80
Gary Rissling	1979-80
Greg Theberge	1981-84
Gary McAdam	1983-84
Gary Sampson	1983-86
Michal Pivonka	1986-99
Glen Metropolit	1999-02
Robert Lang	2002-04
Petr Sykora	2005-06
Rico Fata	2005-06
Keith Aucoin	2008-09

21

Steve Atkinson	1974-75
Mike Lampman	1975-77
Dave Forbes	1977-78
Dennis Maruk	1978-83
Andre Hidi	1983-85
Mark Taylor	1985-86
Daryl Evans	1985-86
Grant Martin	1985-86
Michal Pivonka	1987-88
Steve Leach	1986-91
Todd Krygier	1991-94
Todd Krygier	1996-97
Jeff Toms	1997-00
James Black	2000-01
Glen Metropolit	2002-03
Brooks Laich	2004-09

22

Lew Morrison	1974
Ron Lalonde	1974-79
Dennis Hextall	1979-80
Brent Tremblay	1979-80
Jean Pronovost	1980-82
Todd Bidner	1981-82
Torrie Robertson	1982-83
Paul MacKinnon	1982-83
Greg Adams	1983-88
Shawn Cronin	1988
Dino Ciccarelli	1988-92
Steve Konowalchuk	1992-03
Boyd Kane	2005-06
Rico Fata	2006-07

All-Time Sweater Numbers

23

Mike Bloom.....	1974-75
Blair Stewart.....	1975-78
Doug Patey.....	1977-78
Gary Rissling.....	1978-79
Claude Noel.....	1979-80
Wes Jarvis.....	1979-80
Dennis Ververgaert.....	1980-81
Todd Bidner.....	1981-82
Jim McGeough.....	1981
Bobby Gould.....	1981-89
Rob Murray.....	1989-90
Paul MacDermid.....	1992-93
Kevin Kaminski.....	1993-97
Brian Bellows.....	1998-99
Miika Elomo.....	1999-00
Trent Whitfield.....	2000-01
Ivan Ciernik.....	2002
Trent Whitfield.....	2002-04
Ivan Majesky.....	2005-06
Milan Jurcina.....	2006-09

24

Paul Nicholson.....	1974-76
Larry Fullan.....	1974-75
Brian Kinsella.....	1975-76
Larry Bolonchuk.....	1975-76
Ron Jones.....	1975-76
Brian Stapleton.....	1975-76
Alex Forsyth.....	1976-77
Tom Rowe.....	1976-77
Robert Picard.....	1977-80
Bob Kelly.....	1980-82
Howard Walker.....	1981-82
Tom Rowe.....	1981-82
Eric Calder.....	1982-83
Bryan Erickson.....	1983-85
Daryl Evans.....	1985-86
Jeff Greenlaw.....	1986-88
Jeff Greenlaw.....	1991-92
Mark Tinordi.....	1995-99
Rob Zettler.....	1999-02
Brian Willsie.....	2003-06
Kris Beech.....	2006-07
Matt Cooke.....	2008

25

Jim Hryciuk.....	1974-75
Gord Lane.....	1975-76
Bob Sirois.....	1975-80
Torrie Robertson.....	1980-81
Tony Cassolato.....	1980-81
Terry Murray.....	1981-82
Doug Jarvis.....	1982-85
Grant Martin.....	1985-87
Bob Crawford.....	1986-87
Lou Franceschetti.....	1987-89
Robin Bawa.....	1989
Peter Zezel.....	1990-91
John Kordic.....	1991
Shawn Chambers.....	1991-92
Jason Woolley.....	1992-94
Rob Pearson.....	1995
Brad Church.....	1997-98
Barrie Moore.....	1999-00
Terry Yake.....	2000-01
Mike Grier.....	2002-04
Andrew Cassels.....	2005-06
David Steckel.....	2006-07
Viktor Kozlov.....	2007-09

26

Andre Peloffy.....	1974-75
Tony White.....	1974-75
Nelson Pyatt.....	1974-76
Bill Collins.....	1976-78
Bob Girard.....	1978-80
Steve Clippingdale.....	1979-80
Pierre Bouchard.....	1980-82
Jay Johnston.....	1981-82
Eric Calder.....	1981-82
Milan Novy.....	1982-83
Dave Shand.....	1983-85
Yvon Corriveau.....	1986-89
Steve Maltais.....	1990
Mike Lalor.....	1990-92
Keith Jones.....	1992-95
Denis Chasse.....	1996
Stewart Malgunas.....	1996
Keith Jones.....	1996
Ryan Mulhern.....	1997
Matt Herr.....	1998-01
Shaone Morrisonn.....	2004-09

27

Bruce Cowick.....	1974-75
Harvey Bennett.....	1975-77
Paul Nicholson.....	1976-77
Mark Lofthouse.....	1977-78
Nelson Burton.....	1977-78
Rick Bragnolo.....	1977-78
Paul Mulvey.....	1978-81
Orest Kindrachuk.....	1981-82
Harvie Poca.....	1981-82
Dave Christian.....	1983-89
Bob Joyce.....	1989-91
Mark Hunter.....	1992
Craig Berube.....	1993-99
Terry Yake.....	2000
Craig Berube.....	2000-01
Chris Ferraro.....	2001
Ivan Ciernik.....	2002-03
Craig Johnson.....	2004
Ben Clymer.....	2005-07
Karl Alzner.....	2008-09

28

Gord Lane.....	1976-79
Glen Currie.....	1979-82
Chris Valentine.....	1981-84
Dean Evason.....	1984-85
Mark Taylor.....	1985-86
Gary Sampson.....	1986-87
Paul Cavallini.....	1987
Grant Ledyard.....	1988
Chris Felix.....	1988-90
Brad Schlegel.....	1992
John Slaney.....	1993-95
Eric Charron.....	1996
Jan Benda.....	1997
Jeff Brown.....	1998
James Black.....	1998-00
Matt Pettinger.....	2000-01
Jason Marshall.....	2001
Peter Ferraro.....	2001
Alexander Semin.....	2003-04
Kris Beech.....	2005-06
Alexander Semin.....	2006-09

29

Peter Scamurra.....	1976-77
Doug Gibson.....	1977-78
Pierre Bouchard.....	1978-80
Mike Palmateer.....	1980-82
Ted Bulley.....	1982-83
Dean Evason.....	1983-85
Kevin Hatcher.....	1984-85
Steve Leach.....	1986
Ed Kastelic.....	1985-88
Jim Thomson.....	1988-89
Scot Kleinedorst.....	1989-90
Mark Ferner.....	1990
Dimitri Khristich.....	1990-91
Jason Woolley.....	1992
Bob Babcock.....	1992
Joe Reekie.....	1994-02
Joel Kwiatkowski.....	2003-04
Jamie Hunt.....	2006-07

30

John Adams.....	1974-75
Ron Low.....	1974-75
Michael Belhumeur.....	1975-76
Bernie Wolfe.....	1975-79
Dave Parro.....	1980-84
Paul Gardner.....	1984-85
Yves Beaudoin.....	1985-86
Paul Cavallini.....	1987
Clint Malarchuk.....	1987-89
Jim Carey.....	1995-97
Bill Ranford.....	1997-98
Corey Hirsch.....	2001
Frederic Cassivi.....	2005-06
Michal Neuvirth.....	2008-09

31

Michel Belhumeur.....	1974-75
Roger Crozier.....	1976-77
Jim Bedard.....	1977-78
Gary Inness.....	1978-81
Archie Henderson.....	1980-81
Bob Mason.....	1983-87
Alain Raymond.....	1987
Bob Mason.....	1989-90
Olie Kolzig.....	1993
Rick Tabaracci.....	1993-95
Rick Tabaracci.....	1998-99
Corey Hirsch.....	2001
Matt Yeats.....	2003-04

32

John Adams.....	1974-75
Torrie Robertson.....	1981-83
Lou Franceschetti.....	1983-87
*Dale Hunter.....	1987-99
*No. retired March 11, 2000	

33

John Blum.....	1986-87
Grant Jennings.....	1988
Don Beaupre.....	1989-94
Anson Carter.....	1996-97
Steve Poapst.....	1998-99
Jim McKenzie.....	2000
Benoit Hogue.....	2002
Maxime Ouellet.....	2003-05
Alexandre Giroux.....	2008-09

34

Jim McGeough.....	1981-82
Mikko Leinonen.....	1984-85
Jim McGeough.....	1984-85
Bill Houlder.....	1987-88
Mike Richard.....	1990
Al Iafrate.....	1991-94
Martin Gendron.....	1995-96
Jaroslav Svejksky.....	1996-00
Jakub Cutta.....	2000-02
Jean-Luc Grand-Pierre.....	2004
Mathieu Biron.....	2005-06

35

Michel Belhumeur.....	1975-76
Rollie Boutin.....	1978-79
Wayne Stephenson.....	1979-81
Al Jensen.....	1981-87
Don Beaupre.....	1988-89
Olaf Kolzig.....	1989
Jim Hrivnak.....	1989-90
Byron Dafeo.....	1992-95
S. Charpentier.....	2002-04
Frederic Cassivi.....	2006-07

36

Jim Mathieson.....	1990
Kent Paynter.....	1990
Alfie Turcotte.....	1990-91
Mark Ferner.....	1991
Shawn Anderson.....	1992-94
Mike Eagles.....	1995-00
Colin Forbes.....	2002-03
J-F Fortin.....	2002-03
Jakub Cutta.....	2004
Colin Forbes.....	2005-06

37

Jim Thomson.....	1986-87
Brian Tutt.....	1989
John Purves.....	1990
Ken Lovsin.....	1990
Alfie Turcotte.....	1991
Kent Paynter.....	1991
Olie Kolzig.....	1993-08

38

Yves Beaudoin.....	1986-87
Dennis Smith.....	1989-90
Alain Cote.....	1990
Bob Babcock.....	1990
Reggie Savage.....	1991
Brian Curran.....	1993-94
Nolan Baumgartner.....	1995-96
Nolan Baumgartner.....	1998-00
Jan Bulis.....	2000-01
Todd Rohloff.....	2001-04
Jakub Klepis.....	2005-07
Cristobal Huet.....	2008
Graham Mink.....	2008

39

Robbie Moore.....	1982-83
Kent Carlson.....	1988
Alain Cote.....	1990
Alfie Turcotte.....	1990
Tyler Larter.....	1990
Jim Hrivnak.....	1990-93
Enrico Ciccone.....	1993
Enrico Ciccone.....	1998-99
Alexander Volchkov.....	1999-00
Patrick Boileau.....	2001-02
Josef Boumedienne.....	2003
Graham Mink.....	2004-06
Alexandre Giroux.....	2006-07
David Steckel.....	2007-09

40

Tony Cassolato.....	1981-82
Mark Ferner.....	1990
Steve Seftel.....	1991
Steve Konowalchuk.....	1992
Todd Nelson.....	1994
Mike Rosati.....	1998-99
Nolan Yonkman.....	2002-06
Semyon Varlamov.....	2008-09

41

Jason Allison.....	1994-97
Patrick Boileau.....	1998-99
Brian Sutherby.....	2001
Mike Farrell.....	2002
Brad Norton.....	2004
Louis Robitaille.....	2005-06

42

Dwayne Hay.....	1997
Sami Lepisto.....	2008-09

43

David Harlock.....	1998
Tomas Fleischmann.....	2005-08
Bryan Helmer.....	2008-09

44

Igor Ulanov.....	1995
Richard Zednik.....	1996-01
Steve Eminger.....	2002, '05-08
Staffan Kronwall.....	2009

45

Patrick Boileau.....	1997
Alex Henry.....	2002-03
Jonas Johansson.....	2005-06

46

Brian Sutherby.....	2002-04
---------------------	---------

47

Michael Farrell.....	2001
Bryan Muir.....	2005-07
Karl Alzner.....	2008

48

Benoit Gratton.....	1998-99
Chris Corrinet.....	2001-02
Oskar Osala.....	2008-09

49

Dwayne Zinger.....	2003
--------------------	------

All-Time Sweater Numbers

50

Eric Fehr 2005-06
Joe Motzko 2007-08

51

Stephen Peat 2001-04
Doug Doull 2005-06
Timo Helbling 2006-07

52

Mike Green 2005-09

53

Quintin Laing 2007-09

54

Jason Doig 2002-03

55

Sergei Gonchar 1995-04
Jeff Schultz 2006-09

56

Garrett Stroshein 2004
Chris Bourque 2007-09

57

Dean Melanson 2001

58

Jean-Francois Fortin 2002-03

60

Jose Theodore 2008-09

62

Sean Collins 2008-09

63

Owen Fussey 2003-04
Andrew Gordon 2008

64

Roman Tvrdon 2004

66

Milan Novy 1982-83

68

Jaromir Jagr 2001-04

69

Mel Angelstad 2004

70

David Steckel 2005-06

74

Brantt Myhres 2001

75

Chris Hajt 2003-04

76

Darcy Verot 2004

77

Adam Oates 1997-02

83

Jay Beagle 2009

87

Donald Brashear 2006-09

89

Tyler Sloan 2008-09

90

Joe Juneau 1994-99

91

Sergei Fedorov 2008-09

92

Rick Tocchet 1997
Michael Nylander 2002-04, '07-09

94

Sergei Berezin 2003

96

Phil Housley 1996-98

Retired Numbers



7 YVON LABRE

Yvon Labre's contributions to the success of the Washington Capitals extended well beyond the boundaries of the rink. A member of the inaugural 1974-75 Capitals, Labre was a rugged defenseman whose solid, physical play paced the early expansion team. Labre is notably remembered for scoring the Capitals' first goal at the Capital Centre Oct. 15, 1974, against Los Angeles. He finished fourth in team scoring during Washington's first season and recorded more than 20 assists in a season twice in his career. From 1976-78 Labre wore the "C" on his sweater, utilizing his leadership qualities to the fullest extent.

Retired Nov. 7, 1981

After retiring in 1981 Labre became an assistant coach before stepping into the role of color commentator for the team's broadcasts. In 1983 Labre became the Capitals' director of community relations and continued in that position until the start of the 1996-97 season, when he began a four-year stint as director of special programs.

From the moment he took to the ice in a Capitals uniform to his commitment in community programs and youth hockey, no one served as a better ambassador for hockey in the Washington area than Labre.



5 ROD LANGWAY

Known to many Capitals fans as the "Secretary of Defense," Rod Langway anchored the Washington defense for 11 seasons and more than 700 games. Dealt by Montreal to Washington in one of the biggest trades in franchise history, Langway brought instant respectability to the Capitals' squad. His arrival and dominating physical presence helped lead Washington to its first postseason appearance in 1982-83.

The taste of the Stanley Cup playoffs was only a sign of things to come. The Capitals made the playoffs during every season

Retired Nov. 26, 1997

of Langway's tenure. Recognized as the best in the business, Langway captured back-to-back Norris Trophy honors in 1982-83 and 1983-84. The team recorded more than 100 points in three consecutive seasons, including a record 107-point, 50-win year in 1985-86.

A strong leader in the locker room, Langway captained the team for more than a decade and was truly one of hockey's all-time greats, evidenced by his induction into the Hockey Hall of Fame in 2002.



32 DALE HUNTER


Referred to by many as the "heart and soul" of the Washington Capitals, Dale Hunter was well respected for his dedication to the game. His 19 seasons in the NHL, 1,407 regular-season games and 186 playoff games serve as testimony to that dedication. At the time of his retirement following the 1998-99 season, only seven players in NHL history had appeared in more total games.

Hunter left the game having firmly etched his name in the Capitals' record book. In regular-season play he finished his career ranked first in penalty minutes (2,003), second in games played (872), tied for second in power-play goals (72), third in

Retired March 11, 2000

assists (375), third in points (556), tied for fifth in game-winning goals (29) and tied for eighth in goals (181). He retired leading the franchise in virtually every category: games played (100), goals (25), assists (47), points (72), power-play goals (11) and penalty minutes (372).

Perhaps Hunter summed up his contributions best at his retirement ceremony March 11, 2000, when he said, "I'm not a Wayne Gretzky. I just tried to give my all every night. That work ethic is what the Caps have always been about."



11 MIKE GARTNER

Mike Gartner, a member of the Hockey Hall of Fame who ranks second in Capitals history in goals (397), assists (392) and points (789), became the fourth player in Capitals history to have his number retired when the No. 11 was raised to the rafters on Dec. 28, 2008.

Gartner spent the first 10 seasons of his 19-year NHL career with the Capitals after Washington selected him in the first round, fourth overall, in the 1979 NHL Draft. He led the team in goals five times and in points four times, scoring at least 35 goals in each of his first nine years in Washington (he had 26 goals when he was traded 56 games into 1988-89, his 10th season). He left the team as its all-time leader in games played, goals, assists, points, power-play goals and game-winning goals.

Retired Dec. 28, 2008

Gartner was a member of the first six Capitals playoff teams, leading four of those teams in playoff scoring. He recorded 43 points (16 goals, 27 assists) in 47 playoff games for the club and at the time of his trade was Washington's all-time leading playoff scorer.

Gartner played 1,432 career games with five teams in his career, recording 708 goals (sixth in NHL history) and 627 assists for 1,335 points. Inducted in the Hockey Hall of Fame in 2001, Gartner holds the NHL record for the most 30-goal seasons (17) and shares the record for most consecutive 30-goal seasons (15). He played in seven NHL All-Star Games and three times won the NHL's fastest skater competition at the NHL All-Star Game.

Capitals Logo & Uniform History

The Capitals current look, unveiled prior to the 2007-08 season, boasts ties to the franchise's past both in color and design.

Red, white and blue brought the Capitals back to their original colors, in shades that align with those of the American flag and symbolically strengthen the Capitals' ties to their home city of Washington, D.C., the nation's capital.

Countless Capitals fans had emailed owner Ted Leonsis asking – pleading in some cases – for a return to the red, white and blue that the team wore for 20 years. Spurred on by those requests – along with similar convictions held by Leonsis, team president Dick Patrick, the rest of the ownership group and vice president and general manager George McPhee – the Capitals worked with Reebok to develop the new look.

The primary logo draws upon the team's original jerseys, but with a fresh, bold font. The letters lean forward, representing the team's commitment to innovation and forward thinking. The three stars represent Maryland, Virginia and Washington, D.C. – the three main geographic areas in the Capitals' market – and align with hockey tradition, as each game's top players are named its three stars. The letter t, like in the original uniforms, depicts a hockey stick, with a puck at the end.

The shoulder patch incorporates imagery from the Capitals' most recent uniforms, which featured an eagle and the Capitol dome. Here those Washington, D.C., icons come together in a distinctive look. The eagle's wings are raised at its sides and help form the shape of a "W," representing Washington, D.C., the world's most powerful and influential city.



UNIFORM TIMELINE

1974-75

The team wears red, white and blue uniforms during its inaugural year in the NHL.

1980-81

The "WASHINGTON" above the Capitals wordmark logo is reduced in size.

1983-84

The number of stars on the sleeves is reduced from five to four. It returns to five two years later.

June 22, 1995

The team introduces new logos and uniforms with a blue, black and bronze color scheme.

1995-96

The first year of the blue, black and bronze jerseys. The word "CAPITALS" appears below the eagle on the home and road jerseys.

1997-98

The word "CAPITALS" only appears on the road jerseys. A black third jersey is added and is worn for the first time Jan. 25, 1998. The jersey, which is worn nine times during the season, has arched letters for the nameplate.

2000-01

The black jersey replaces the road blue jersey and the team now only wears two jerseys. The nameplate letters on the black jersey are no longer arched.

2003-04

The NHL switches to wear dark jerseys at home and white jerseys on the road.

June 22, 2007

The team introduces new logos and changes its colors and uniforms back to red, white and blue.



2007-08 to present



1974-75 to 1994-95



1995-96 to 2006-07



1997-98 to 2006-07

All-Time Draft Selections

2009

Rd. No.	Player	Pos.	Team
1 24	Marcus Johansson	C	Farjestad (Sweden)
2 55	Dmitri Orlov	D	Novokuznetsk (KHL)
3 85	Cody Eakin	C	Swift Current (WHL)
4 115	Patrick Wey	D	Waterloo (USHL)
5 145	Brett Flemming	D	Mississauga (OHL)
6 175	Garrett Mitchell	RW	Regina (WHL)
7 205	Benjamin Casavant	LW	P.E.I. (QMJHL)

2008

Rd. No.	Player	Pos.	Team
1 21	Anton Gustafsson	C	Frolunda Jr. (Sweden)
1 27	John Carlson	D	Indiana (USHL)
2 57	Eric Mestery	D	Tri-City (WHL)
2 58	Dmitry Kugryshev	RW	CSKA-2 (Russia)
4 93	Braden Holtby	G	Saskatoon (WHL)
5 144	Joel Broda	C	Moose Jaw (WHL)
6 174	Greg Burke	LW	New Hampshire (EJHL)
7 204	Stefan Della Rovere	LW	Barrie (OHL)

2007

Rd. No.	Player	Pos.	Team
1 5	Karl Alzner	D	Calgary (WHL)
2 34	Josh Godfrey	D	Sault Ste. Marie (OHL)
2 46	Theo Ruth	D	U.S. NTDP
3 84	Phil DeSimone	C	Sioux City (USHL)
4 108	Brett Bruneteau	C	Omaha (USHL)
5 125	Brett Leffler	RW	Regina (WHL)
6 154	Dan Dunn	G	Wellington (OPJHL)
6 180	Justin Taylor	C	London (OHL)
7 185	Nick Larson	C	Omaha (USHL)
7 199	Andrew Glass	LW	Nobles (USHS)

2006

Rd. No.	Player	Pos.	Team
1 4	Nicklas Backstrom	C	Brynäs (Sweden)
1 23	Semyon Varlamov	G	Yaroslavl 2 (Russia)
2 34	Michal Neuvirth	G	Sparta Jr. (Czech)
2 35	Francois Bouchard	RW	Baie Comeau (QMJHL)
2 52	Keith Seabrook	D	Burnaby (BCHL)
4 97	Oskar Osala	LW	Mississauga (OHL)
4 122	Luke Lynes	C/LW	Brampton (OHL)
5 127	Maxime Lacroix	LW	Quebec (QMJHL)
6 157	Brent Gwidt	C	Lakeland HS (USHS)
6 177	Mathieu Perreault	C	Acadie-Bath. (QMJHL)

2005

Rd. No.	Player	Pos.	Team
1 14	Sasha Pokulok	D	Cornell (ECACHL)
1 27	Joe Finley	D	Sioux Falls (USHL)
4 109	Andrew Thomas	D	Denver (WCHA)
4 118	Patrick McNeill	D	Saginaw (OHL)
5 143	Daren Machesney	G	Brampton (OHL)
6 181	Tim Kennedy	LW	Sioux City (USHL)
7 209	Viktor Dovgan	D	CSKA Jr. (Russia)

2004

Rd. No.	Player	Pos.	Team
1 1	Alex Ovechkin	LW	Dynamo (Russia)
1 27	Jeff Schultz	D	Calgary (WHL)
1 29	Mike Green	D	Saskatoon (WHL)
2 33	Chris Bourque	LW	Cushing (USHE)
2 62	Michail Yunkov	C/W	Krylja (Russia)
3 66	Sami Lepisto	D	Jokerit (Finland)
3 88	Clayton Barthel	D	Seattle (WHL)
5 132	Oscar Hedman	D	Modo (Sweden)
5 138	Pasi Salonen	W	IFK Jr. (Finland)
6 166	Peter Guggisberg	W	Davos (Swiss)
7 197	Andrew Gordon	RW	Notre Dame (SJHL)
8 230	Justin Mrazek	G	Estevan (SJHL)
9 263	Travis Morin	C	Minnesota State (WCHA)

2003

Rd. No.	Player	Pos.	Team
1 18	Eric Fehr	RW	Brandon (WHL)
3 83	Stephen Werner	RW	UMass (HE)
4 109	Andreas Valdivia	LW	Malmo (Sweden)
5 155	Josh Robertson	C	Proctor (USHE)
8 249	Andrew Joudrey	C	Notre Dame (SJHL)
9 279	Mark Olafson	RW	Kelowna (WHL)

2002

Rd. No.	Player	Pos.	Team
1 12	Steve Eminger	D	Kitchener (OHL)
1 13	Alexander Semin	LW	Cheljabinsk (Russia)
1 17	Boyd Gordon	RW	Red Deer (WHL)
2 59	Maxime Daigneault	G	Val d'Or (QMJHL)
3 77	Patrick Wellar	D	Portland (WHL)
3 92	Derek Krestanovich	C	Moose Jaw (WHL)
4 109	Jevon Desautels	LW	Spokane (WHL)
4 118	Petr Dvorak	C	Havírov (Czech Jr.)
5 145	Robert Gherson	G	Sarnia (OHL)
6 179	Marian Havel	C/LW	Vancouver (WHL)
7 209	Joni Lindlof	W	Tappara (Fin. Jr.)
8 242	Igor Ignatushkin	W	Elektrostal (Russia)
9 272	Patric Blomdahl	W	AIK (SJL)

2001

Rd. No.	Player	Pos.	Team
2 58	Nathan Paetsch	D	Moose Jaw (WHL)
3 90	Owen Fussey	RW	Calgary (WHL)
4 125	Jeff Lucky	RW	Spokane (WHL)
5 160	Artem Ternavsky	D	Sherbrooke (QMJHL)
6 191	Zbynek Novak	F	Slavia Jr. (Czech)
7 221	John Oduya	D	Victoriaville (QMJHL)
8 249	Matt Maglione	D	Princeton (ECAC)
8 254	Peter Polcik	LW	Nitra Jr. (Slovakia)
9 275	Robert Muller	G	Mannheim (Germany)
9 284	Viktor Hubl	LW	Slavia (Czech)

2000

Rd. No.	Player	Pos.	Team
1 26	Brian Sutherby	C	Moose Jaw (WHL)
2 43	Matt Pettinger	LW	Calgary (WHL)
2 61	Jakub Cutta	D	Swift Current (WHL)
4 121	Ryan Vanbuskirk	D	Sarnia (OHL)
5 163	Ivan Nepriayev	C	Yaroslavl (Russia)
9 289	Bjorn Nord	D	Djurgardens (Sweden)

1999

Rd. No.	Player	Pos.	Team
1 7	Kris Beech	C	Calgary (WHL)
2 29	Michal Sivek	C	Kladno, Jr. (Czech)
2 31	Charlie Stephens	C	Prince Albert (WHL)
2 34	Ross Lupaschuk	D	Guelph (OHL)
2 37	Nolan Yonkman	D	Kelowna (WHL)
5 132	Roman Tyrdon	C	Trencin (Slovakia)
6 175	Kyle Clark	RW	Harvard (ECAC)
7 192	David Johansson	D	AIK Jr. (Sweden)
8 219	Maxim Orlov	C	CSKA Jr. (Russia)
9 249	Igor Shadilov	D	Dynamo (Russia)

1998

Rd. No.	Player	Pos.	Team
2 49	Jomar Cruz	G	Brandon (WHL)
3 59	Todd Hornung	C	Portland (WHL)
4 106	Krys Barch	LW	London (OHL)
4 107	Chris Corrinet	RW	Princeton (ECAC)
5 118	Mike Siklenka	D	Lloydminster (SJHL)
5 125	Erik Wendell	C	Maple Grove (HS)
7 179	Nathan Forster	D	Seattle (WHL)
7 193	Rastislav Stana	G	HC Kosice (Slovakia)
8 220	Mike Farrell	D	Providence (HE)
9 251	Blake Evans	C	Tri-City (WHL)

All-Time Draft Selections

1997

Rd. No.	Player	Pos.	Team
1 9	Nicholas Boynton	D	Ottawa (OHL)
2 35	Jean-Francois Fortin	D	Sherbrooke (QMJHL)
4 89	Curtis Cruickshank	G	Kingston (OHL)
5 116	Kevin Caulfield	RW	Boston College (HE)
6 143	Henrik Petre	D	Djurgarden (Sweden)
8 200	Pierre-Luc Therrien	G	Drummondville (QMJHL)
9 226	Matt Oikawa	RW	St. Lawrence (ECAC)

1996

Rd. No.	Player	Pos.	Team
1 4	Alexandre Volchkov	C	Barrie (OHL)
1 17	Jaroslav Svejksky	RW	Tri-City (WHL)
2 43	Jan Bulis	C	Barrie (OHL)
3 58	Sergei Zimakov	D	Krylja Sovetov (Rus)
3 74	David Weninger	G	Michigan Tech (WCHA)
3 78	Shawn McNeil	C	Kamloops (WHL)
4 85	Justin Davis	RW	Kingston (OHL)
5 126	Matt Lahey	LW	Peterborough (OHL)
6 153	Andrew Van Bruggen	RW	N. Michigan (CCHA)
7 180	Michael Anderson	RW	Minnesota (WCHA)
8 206	Oleg Orekhovsky	D	Dynamo (Russia)
9 232	Chad Cavanagh	LW	London (OHL)

1995

Rd. No.	Player	Pos.	Team
1 17	Brad Church	LW	Prince Albert (WHL)
1 23	Mika Elomo	LW	Kiekko-67 (Finland)
2 43	Dwayne Hay	LW	Guelph (OHL)
4 93	S. Charpentier	G	Laval (QMJHL)
4 95	Joel Theriault	D	Beauport (QMJHL)
5 105	Benoit Gratton	LW	Laval (QMJHL)
5 124	Joel Cort	D	Guelph (OHL)
6 147	Frederick Jobin	D	Laval (QMJHL)
8 199	Vasili Turkovsky	D	CSKA (Russia)
9 225	Scott Swanson	D	Omaha Jr. A (USHL)

1994

Rd. No.	Player	Pos.	Team
1 10	Nolan Baumgartner	D	Kamloops (WHL)
1 15	Alexander Kharlamov	LW	CSKA (Russia)
2 41	Scott Cherrey	LW	North Bay (OHL)
4 93	Matthew Herr	C	Hotchkiss (HS)
5 119	Yanick Jean	D	Chicoutimi (QMJHL)
6 145	Dmitri Mekeshkin	D	Avangard Omsk (Rus.)
7 171	Daniel Reja	C	London (OHL)
8 197	Chris Patrick	LW	Kent School (HS)
9 223	John Tuohy	D	Kent School (HS)
10 249	Richard Zednik	LW	B. Bystrica (Slovakia)
11 275	Sergei Tertshyn	D	Chelyabinsk (Russia)

1993

Rd. No.	Player	Pos.	Team
1 11	Brendan Witt	D	Seattle (WHL)
1 17	Jason Allison	C	London (OHL)
3 69	Patrick Boileau	D	Laval (QMJHL)
6 147	Frank Banham	RW	Saskatoon (WHL)
7 173	Dan Henrickson	RW	St. Paul (USJHL)
7 174	Andrew Brunette	LW	Owen Sound (OHL)
8 199	Joel Poirier	LW	Sudbury (OHL)
9 225	Jason Gladney	D	Kitchner (OHL)
10 251	Mark Seliger	G	Rosenheim (Germany)
11 277	Dany Bousquet	C	Penticon (BCHL)

1992

Rd. No.	Player	Pos.	Team
1 14	Sergei Gonchar	D	Chelyabinsk (CIS)
2 32	Jim Carey	G	Catholic Memorial (HS)
3 53	Stefan Ustorf	C	Kaufbeuren (Germany)
3 71	Martin Gendron	RW	St-Hyacinthe (QMJHL)
5 119	John Varga	LW	Tacoma (WCHL)
7 167	Mark Matier	D	Sault Ste. Marie (OHL)
8 191	Mike Mathers	LW	Kamloops (WHL)
9 215	Brian Stagg	RW	Kingston (OHL)
10 239	Gregory Callahan	D	Belmont Hill (HS)
11 263	B.J. MacPherson	LW	Oshawa (OHL)

1991

Rd. No.	Player	Pos.	Team
1 14	Pat Peake	C	Detroit (OHL)
1 21	Trevor Halverson	LW	North Bay (OHL)
2 25	Eric Lavigne	D	Hull (QMJHL)
2 36	Jeff Nelson	C	Prince Albert (WHL)
3 58	Steve Konowalchuk	C	Portland (WHL)
4 80	Justin Morrison	LW	Kingston (OHL)
7 146	Dave Morissette	LW	Shawinigan (QMJHL)
8 168	Rick Corriveau	D	London (OHL)
9 190	Trevor Duhaime	RW	St. Jean (QMJHL)
10 209	Rob Leask	D	Hamilton (OHL)
10 212	Carl LeBlanc	D	Granby (QMJHL)
11 234	Rob Puchniak	D	Lethbridge (WHL)
12 256	Bill Kovacs	LW	Sudbury (OHL)

1990

Rd. No.	Player	Pos.	Team
1 9	John Slaney	D	Cornwall (OHL)
2 30	Rod Pasma	D	Cornwall (OHL)
3 51	Chris Longo	RW	Peterborough (OHL)
4 72	Randy Pearce	LW	Kitchner (OHL)
5 93	Brian Sakic	LW	Swift Current/Tri-City (WHL)
5 94	Mark Ouimet	C	Michigan (CCHA)
6 114	Andrei Kovalev	RW	Dynamo Moscow (Rus.)
7 135	Roman Kontsek	RW	Dukla Trencin (Czech)
8 156	Peter Bondra	RW	Kosice (Czech)
8 159	Steve Martell	RW	London (OHL)
9 177	Ken Klee	D	Bowling Green (CCHA)
10 198	Michael Boback	C	Providence (HE)
11 219	Alan Brown	D	Colgate (ECAC)
12 240	Todd Hlushko	LW	London (OHL)

1989

Rd. No.	Player	Pos.	Team
1 19	Olie Kolzig	G	Tri-City (WHL)
2 35	Byron Dafe	G	Portland (WHL)
3 59	Jim Mathieson	D	Regina (WHL)
4 61	Jason Woolley	D	Michigan State (CCHA)
5 82	Trent Klatt	C	Osseo (USHS)
6 145	Dave Lorentz	LW	Peterborough (OHL)
7 166	Dean Holoien	D	Saskatoon (WHL)
8 187	Victor Gervais	C	Seattle (WHL)
9 208	Jiri Vykoukal	D	DS Olomouc (Czech)
10 229	Andrei Sidorov	RW	Sokol-Kiev (Russia)
12 250	Ken House	C	Miami (CCHA)

All-Time Draft Selections

1988

Rd. No.	Player	Pos.	Team
1 15	Reggie Savage	C	Victoriaville (QMJHL)
2 36	Tim Taylor	C	London (OHL)
3 41	Wade Bartley	D	Dauphin (Jr. A)
4 57	Duane Derksen	G	Winkler (Jr. A)
5 78	Rob Krauss	D	Lethbridge (WHL)
6 120	Dmitri Khristich	LW	Sokol-Kiev (Russia)
7 141	Keith Jones	RW	Niagara Falls (Jr. B)
8 144	Brad Schlegel	D	London (OHL)
9 162	Todd Hilditch	D	Penticon Tier II (Jr. B)
10 183	Petr Pavlas	D	Dukla Trencin (Czech)
11 192	Mark Sorensen	D	Michigan (CCHA)
12 204	Claudio Scremin	D	Maine (HE)
13 225	Chris Venkus	RW	Western Michigan (CCHA)
14 246	Ron Pascucci	D	Belmont Hill (HS)

1987

Rd. No.	Player	Pos.	Team
2 36	Jeff Ballantyne	D	Ottawa (OHL)
3 57	Steve Maltais	LW	Cornwall (OHL)
4 78	Tyler Larter	C	Sault Ste. Marie (OHL)
5 99	Pat Beauchesne	D	Moose Jaw (WHL)
6 120	Rich Defreitas	D	St. Mark's (HS)
7 141	Devon Oleniuk	D	Kamloops (WHL)
8 162	Thomas Sjogren	RW	Vastra Frolunda (Swe.)
10 204	Chris Clarke	D	Pembroke (OPJHL)
11 225	Milos Vanik	C	EHC Freiburg (Germany)
12 240	Dan Brettschneider	RW	Burnsville (HS)
12 246	Ryan Kumm	D	RPI (ECAC)

1986

Rd. No.	Player	Pos.	Team
1 19	Jeff Greenlaw	LW	Canadian Nat'l Team
2 40	Steve Seftel	LW	Kingston (OHL)
3 60	Shawn Simpson	G	Sault Ste. Marie (OHL)
3 61	Jim Hrivnak	G	Merrimack (NCAA)
4 82	Erin Ginnell	C	Calgary (WHL)
5 103	John Purves	RW	Hamilton (OHL)
6 124	Stefan Nilsson	C	Lulea (Sweden)
7 145	Peter Choma	RW	Belleville (OHL)
8 166	Lee Davidson	C	Penticon (Jr. A)
9 187	Tero Toivola	RW	Tappara (Finland)
10 208	Bob Babcock	D	Sault Ste. Marie (OHL)
11 229	John Schratz	D	Amherst (OPJHL)
12 250	Scott McCrory	C	Oshawa (OHL)

1985

Rd. No.	Player	Pos.	Team
1 19	Yvon Corriveau	LW	Toronto (OHL)
2 40	John Druce	RW	Peterborough (OHL)
3 61	Rob Murray	C	Peterborough (OHL)
4 82	Bill Houlder	D	North Bay (OHL)
4 83	Larry Shaw	D	Peterborough (OHL)
5 103	Claude Dumas	C	Granby (QMJHL)
6 124	Doug Stromback	RW	Kitchner (OHL)
7 145	Jamie Nadjiwan	LW	Sudbury (OHL)
8 166	Mark Haarmann	D	Oshawa (OHL)
9 187	Steve Hollett	C	Sault Ste. Marie (OHL)
10 208	Dallas Eakins	D	Peterborough (OHL)
11 229	Steve Hrynewich	LW	Ottawa (OHL)
12 250	Frank DiMuzzo	LW	Belleville (OHL)

1984

Rd. No.	Player	Pos.	Team
1 17	Kevin Hatcher	D	North Bay (OHL)
2 34	Steve Leach	RW	Matignon (HS)
3 59	Michal Pivonka	C	Poldi Kladno (Czech)
4 80	Kris King	C	Peterborough (OHL)
6 122	Vito Cramarossa	RW	Toronto (OHL)
7 143	Timo Iljima	C	Karpat (Finland)
8 164	Frank Joo	D	Regina (WHL)
9 185	Jim Thomson	RW	Toronto (OHL)
10 205	Paul Cavallini	D	Henry Carr (HS)
11 225	Mikhail Tatarinov	D	Sokol Kiev (USSR)
12 246	Per Schedrin	D	Brynas (Sweden)

1983

Rd. No.	Player	Pos.	Team
4 75	Tim Bergland	C	Lincoln (HS)
5 95	Martin Bouliane	C	Granby (QMJHL)
7 135	Dwayne Hutton	LW	Kelowna (WHL)
8 155	Marty Abrams	G	Pembroke (CJAHL)
9 175	Dave Cowan	C	Washburn (HS)
10 195	Yves Beaudoin	D	Shawinigan (QMJHL)
11 215	Alain Raymond	G	Trois-Rivieres (QMJHL)
11 216	Anders Huss	C	Brynas (Sweden)

1982

Rd. No.	Player	Pos.	Team
1 5	Scott Stevens	D	Kitchener (OHL)
3 58	Milan Novy	C	Poldi Kladno (Czech)
5 89	Dean Evason	C	Kamloops (WHL)
6 110	Ed Kastelic	RW	London (OHL)
8 152	Wally Schreiber	RW	Regina (WHL)
9 173	Jamie Reeves	G	Saskatoon (WHL)
10 194	Juha Numi	C	Tappara (Finland)
11 215	Wayne Prestage	C	Seattle (WHL)
12 236	Jon Holden	G	Peterborough (OHL)
12 247	Marco Kallas	C	St. Louis (Jr. B)

1981

Rd. No.	Player	Pos.	Team
1 3	Bob Carpenter	C	St. John's (HS)
3 45	Eric Calder	D	Cornwall (QMJHL)
4 68	Tony Kellin	D	Grand Rapids (HS)
5 89	Mike Siltala	RW	Kingston (OHL)
5 91	Peter Sidorkiewicz	G	Oshawa (OHL)
6 110	Jim McGeough	C	Billings (WHL)
7 131	Risto Jalo	C	Ilves (Finland)
8 152	Gaetan Duchesne	LW	Quebec (QMJHL)
9 173	George White	LW	New Hampshire (ECAC)
10 194	Chris Valentine	RW	Sorel (QMJHL)

1980

Rd. No.	Player	Pos.	Team
1 5	Darren Veitch	D	Regina (WHL)
3 47	Dan Miele	RW	Providence (ECAC)
3 55	Torrie Robertson	LW	Victoria (WHL)
5 89	Timo Blomqvist	D	Jokerit (Finland)
6 110	Todd Bidner	LW	Toronto (OHA)
7 131	Frank Perkins	RW	Sudbury (OHA)
8 152	Bruce Raboin	D	Providence (ECAC)
9 173	Peter Andersson	D	Timra IK (Sweden)
10 194	Tony Camazzola	D	Brandon (WHL)

1979

Rd. No.	Player	Pos.	Team
1 4	Mike Gartner	RW	Cincinnati (WHA)
2 24	Errol Rausse	LW	Seattle (WHL)
4 67	Harvie Pocza	LW	Billings (WHL)
5 88	Tim Tookey	C	Portland (WHL)
6 109	Greg Theberge	D	Peterborough (OHA)

All-Time Draft Selections

1978

Rd. No.	Player	Pos.	Team
1 2	Ryan Walter	C	Seattle (WCHL)
1 18	Tim Coulis	LW	Hamilton (OHA)
2 20	Paul Mulvey	LW	Portland (WCHL)
2 23	Paul MacKinnon	D	Peterborough (OHA)
3 38	Glen Currie	C	Laval (QMJHL)
3 45	Jay Johnston	D	Hamilton (OHA)
4 55	Bengt Gustafsson	LW	Farjestads (Sweden)
5 71	Lou Franceschetti	LW	Niagara Falls (OHA)
6 88	Vince Magnan	LW	Denver (WCHA)
7 105	Mats Hallin	LW	Farjestads (Sweden)
8 122	Richard Sirois	G	Milwaukee (IHL)
9 139	Denis Pomerleau	RW	Trois-Rivieres (QMJHL)
10 156	Barry Heard	G	London (OHA)
11 172	Mark Toffolo	D	Port Huron (IHL)
12 187	Paul Hogan	LW	Regina (WCHL)
12 189	Steve Barger	LW	Boston College (ECAC)
13 202	Rod Pacholsuk	D	Michigan (CCHA)
14 213	Wes Jarvis	C	Windsor (OHA)
14 215	Ray Irwin	D	Oshawa (OHA)

1977

Rd. No.	Player	Pos.	Team
1 3	Robert Picard	D	Montreal (QMJHL)
2 21	Mark Lofthouse	RW	New Westminster (WCHL)
3 39	Eddy Godin	RW	Quebec (QMJHL)
4 57	Nelson Burton	LW	Quebec (QMJHL)
5 75	Denis Turcotte	C	Quebec (QMJHL)
6 93	Perry Schnarr	RW	Denver (WCHA)
7 111	Rollie Boutin	G	Lethbridge (WCHL)
8 127	Brent Tremblay	D	Trois-Rivieres (QMJHL)
9 143	Don Micheletti	LW	Minnesota (WCHA)
10 165	Archie Henderson	RW	Victoria (WCHL)

1976

Rd. No.	Player	Pos.	Team
1 1	Rick Green	D	London (OHA)
1 15	Greg Carroll	C	Medicine Hat (WCHL)
3 37	Tom Rowe	RW	London (OHA)
4 55	Al Glendinning	D	Calgary (WCHL)
5 73	Doug Patey	RW	Sault Ste. Marie (OHA)
6 91	Jim Bedard	G	Sudbury (OHA)
7 100	Don Wilson	D	St. Catharines (OHA)
7 109	Dale Rideout	G	Sudbury (OHA)
8 119	Al Dumba	RW	Regina (WCHL)

1975

Rd. No.	Player	Pos.	Team
1 18	Alex Forsyth	C	Kingston (OHA)
2 19	Peter Scamurra	D	Peterborough (OHA)
3 55	Blair MacKasey	D	Montreal (QMJHL)
4 73	Craig Crawford	LW	Toronto (OHA)
5 91	Roger Swanson	G	Flin Flon (WCHL)
6 109	Clark Jantzie	LW	U. of Alberta (CIAU)
7 127	Mike Fryia	LW	Peterborough (OHA)
8 144	Jim Ofrim	C	U. of Alberta (CIAU)
9 161	Malcolm Zinger	RW	Kamloops (WCHL)

1974

Rd. No.	Player	Pos.	Team
1 1	Greg Joly	D	Regina (WCHL)
2 19	Mike Marson	LW	Sudbury (OHA)
3 37	John Paddock	RW	Brandon (WCHL)
4 55	Paul Nicholson	LW	London (OHA)
5 73	Jack Patterson	LW	Kamloops (WCHL)
6 91	Brian Kinsella	C	Oshawa (OHA)
7 109	Garth Malarchuk	G	Calgary (WCHL)
8 127	John Nazur	LW	Cornwall (QMJHL)
9 144	Kelvin Erickson	G	Calgary (WCHL)
10 161	Tony White	LW	Kitchner (OHA)
11 176	Ron Pronchuk	D	Brandon (WCHL)
12 190	Dave McKee	LW	Oshawa (OHA)
13 202	Scott Mabley	D	Sault Ste. Marie (OHA)
14 212	Bernard Plante	LW	Trois-Rivieres (QMJHL)
15 220	Jacques Chaisson	RW	Drummondville (QMJHL)
16 225	Bill Bell	LW	Regina (WCHL)
17 228	Bob Blanchet	G	Kitchner (OHA)
18 231	John Bower, Jr.	D	Downsview (OPJHL)
19 234	Yves Plouffe	D	Sorel (QMJHL)
20 237	Terry Bozack	D	Pembroke (CJHL)
21 240	Gord Cole	LW	Brandon (WCHL)
22 242	Mike Cosentino	C	Hamilton (OHA)
23 244	John Duncan	D	Cornwall (QMJHL)
24 246	Barry Kerfoot	RW	Smith Falls (CJHL)
25 247	Ron Poole	C	Kamloops (WCHL)

1974 EXPANSION DRAFT

No.	Player	Pos.	Team Selected From
2	Ron Low	G	Toronto
4	Michel Belhumeur	G	Philadelphia
6	Dave Kryskow	LW	Chicago
8	Yvon Labre	D	Pittsburgh
10	Pete Laframboise	C	California
12	Bob Gryp	LW	Boston
14	Gord Smith	D	Los Angeles
16	Steve Atkinson	RW	Buffalo
18	Bruce Cowick	LW	Philadelphia
20	Denis Dupere	LW	Toronto
22	Joe Lundrigan	D	Toronto
24	Randy Wyrozub	C	Buffalo
26	Mike Bloom	LW	Boston
28	Gord Brooks	RW	St. Louis
30	Bob Collyard	C	St. Louis
32	Bill Mikkelsen	D	NY Islanders
34	Ron Anderson	RW	Boston
36	Mike Lampman	LW	Vancouver
38	Lew Morrison	RW	Atlanta
40	Steve West	C	Minnesota
42	Larry Bolonchuk	D	Vancouver
44	Murray Anderson	D	Minnesota
46	Larry Fullan	LW	Montreal
48	Jack Eggers	RW	NY Rangers

All-Time Transactions

DATE	TRANSACTION
June 12, 1974	Caps claimed Jim Hrycuik from Hershey (AHL) in Intra-League Draft.
June 20, 1974	Caps acquired Doug Mohns from Atlanta for cash.
July 22, 1974	Caps acquired Tommy Williams from Boston for cash.
July 28, 1974	Caps acquired Bill Lesuk from Los Angeles for cash.
July 29, 1974	Caps acquired Andre Peloffy from NY Rangers for cash.
October 1, 1974	Caps signed Bernie Wolfe .
October 29, 1974	Caps claimed Rod Seiling off waivers from NY Rangers.
November 2, 1974	Caps acquired Willie Brossart and Tim Ecclestone from Toronto for Rod Seiling .
November 2, 1974	Caps traded Tim Ecclestone to Atlanta for cash.
December 14, 1974	Caps acquired Ron LaLonde from Pittsburgh for Lew Morrison .
December 20, 1974	Caps signed Bill Riley to a five-game tryout contract.
January 21, 1975	Caps acquired Ron Jones from Pittsburgh for Pete Laframboise .
February 8, 1975	Caps acquired Jack Lynch from Detroit for Dave Kryskow .
February 10, 1975	Caps acquired Garnet Bailey and Stan Gilbertson from St. Louis for Denis Dupere .
February 28, 1975	Caps acquired Nelson Pyatt from Detroit for a 3rd round pick (Allen Cameron) in the 1975 Amateur Draft.
March 3, 1975	Caps traded Bill Mikkelsen to Los Angeles for cash.
March 9, 1975	Caps acquired Blair Stewart from Detroit for Mike Bloom .
May 21, 1975	Caps released Bruce Cowick on waivers to St. Louis.
June 4, 1975	Caps acquired Bill Clement , Don Maclean , and a 1st round pick in the 1975 Amateur Draft (Alex Forsythe) from Philadelphia for a 1st round pick in the 1975 Amateur Draft (Mel Bridgman).
June 17, 1975	Caps claimed Hartland Monahan from NY Rangers in Intra-League Draft.
October, 1975	Caps signed Brian Stapleton to a three-game tryout contract.
December 15, 1975	Caps acquired Bob Sirois from Philadelphia for future considerations (John Paddock).
December 16, 1975	Caps acquired Harvey Bennett from Pittsburgh for Stan Gilbertson .
January 22, 1976	Caps acquired Gerry Meahan , Jean Lemieux , and Buffalo's 1st round pick in the 1976 Entry Draft (previously acquired, Gregg Carroll) from Atlanta for Bill Clement .
February 23, 1976	Caps acquired Rich Nantais and Alain Langlois from New Haven (AHL) for Ron H. Anderson and Bob Gryp .
March 1, 1976	Caps signed Rick Bragnalo .
September 1, 1976	Caps signed Guy Charron .
September 27, 1976	Caps traded Blair MacKasey to Toronto.
October 5, 1976	Caps signed Gord Lane .
October 10, 1976	Caps signed Steve Self .
November 24, 1976	Caps traded Harvey Bennett to Philadelphia for cash.
November 30, 1976	Caps acquired Bryan Watson from Detroit for Greg Joly .
December 4, 1976	Caps acquired Bill Collins from Philadelphia for cash.
January 19, 1977	Caps signed Bill Riley .
February 1, 1977	Caps signed Craig Patrick .
March 3, 1977	Caps acquired Roger Crozier from Buffalo for cash.
May 29, 1977	Caps claimed Doug Gibson off waivers from Boston.
August 17, 1977	Caps acquired Walt McKechnie , a 3rd round pick in the 1978 Amateur Draft (Jay Johnston), and a 2nd round pick in the 1979 Amateur Draft (Errol Rousse) from Detroit for the rights to Ron Low and a 3rd round pick (Borris Fistric) in the 1979 Amateur Draft.
September 3, 1977	Caps signed Gary Smith .
October 1, 1977	Caps acquired Don Awrey from Pittsburgh for Bob Paradise .
October 17, 1977	Caps traded Hartland Monahan to Pittsburgh for a 1st round pick (later traded) in the 1979 Entry Draft.
December 9, 1977	Caps acquired Bob Girard and a 2nd round pick in the 1978 Amateur Draft (Paul MacKinnon) from Cleveland for Walt McKechnie .
February 19, 1978	Caps traded Gary Smith to Minnesota for cash.
June 10, 1978	Caps signed Rolf Edberg .
June 10, 1978	Caps signed Leif Svensson .
September 21, 1978	Caps signed Greg Carroll .
October 9, 1978	Caps claimed Pierre Bouchard from Montreal in Waiver Draft.
October 18, 1978	Caps acquired Dennis Maruk from Minnesota for Pittsburgh's 1st round pick in the 1979 Entry Draft (previously acquired, Tom McCarthy).
October 19, 1978	Caps acquired Michel Bergeron from the NY Islanders for a 2nd round pick (Tomas Jonsson) in the 1979 Amateur Draft.
December 4, 1978	Caps signed Gary Rissling .
December 19, 1978	Caps signed Gary Inness .
January 6, 1979	Caps released Greg Carroll on waivers to Detroit.
January 15, 1979	Caps claimed Greg Polis off waivers from NY Rangers.
February 7, 1979	Caps signed Dennis Hextall .
March 12, 1979	Caps acquired Chuck Arnason from Minnesota for future considerations.
April 24, 1979	Caps traded Chuck Arnason to Minnesota for cash.
June 9, 1979	Caps reclaimed Paul MacKinnon from Winnipeg prior to Expansion Draft.
June 9, 1979	Caps claimed Bengt Gustafsson from Edmonton (WHL) prior to Expansion Draft.
June 11, 1979	Caps acquired Steve Clippingdale from Los Angeles for Mike Marson .
June 13, 1979	Caps lost Doug Patey to Edmonton in Expansion Draft.
June 13, 1979	Caps lost Gord Smith to Winnipeg in Expansion Draft.
June 13, 1979	Caps lost Bill Riley to Winnipeg in Expansion Draft.
June 13, 1979	Caps lost Blair Stewart to Quebec in Expansion Draft.
June 13, 1979	Caps claimed Eddy Godin as a fill in during Expansion Draft.
June 13, 1979	Caps claimed Bob Girard as a fill in during Expansion Draft.
June 15, 1979	Caps acquired Dave Parro from Quebec for Nelson Burton .
August 12, 1979	Caps signed Tony Cassolato .
August 16, 1979	Caps acquired Wayne Stephenson from Philadelphia for a 3rd round pick in the 1981 Entry Draft (Barry Tabobondung).
September 16, 1979	Caps signed Antero Lehtonen .
October 9, 1979	Caps signed Claude Noel .
November 9, 1979	Caps signed Jim McTaggart .

All-Time Transactions

DATE	TRANSACTION
December 7, 1979	Caps acquired Mike Kaszycki from NY Islanders for Gord Lane .
January 17, 1980	Caps acquired Al Hangesleben from Hartford for Tom Rowe .
February 16, 1980	Caps acquired Pat Ribble from Toronto for Mike Kaszycki .
June 5, 1980	Caps signed Howard Walker .
June 11, 1980	Caps acquired Mike Palmateer and Toronto's 3rd round pick in the 1980 Entry Draft (Torrie Robertson) from Toronto for Tim Coulis , Robert Picard and a 2nd round pick in the 1980 Entry Draft (Bob McGill).
July 1, 1980	Caps acquired Jean Pronovost from Calgary for cash.
August 21, 1980	Caps acquired Bob Kelly from Philadelphia for a 3rd round pick in the 1982 Entry Draft (Bill Campbell).
October 6, 1980	Caps signed Dennis Ververgaert .
November 7, 1980	Caps claimed Rick Smith off waivers from Detroit.
December 26, 1980	Caps acquired Dwayne Lowdermilk from NY Islanders for future considerations.
January 2, 1981	Caps acquired a 5th round pick in the 1981 Entry Draft (Peter Sidorkiewicz) from Pittsburgh for Gary Rissling .
June 5, 1981	Caps signed Roland Stoltz .
July 23, 1981	Caps acquired Al Jensen from Detroit for Mark Lofthouse .
September 4, 1981	Caps signed Orest Kindrachuk .
September 4, 1981	Caps transferred Paul Mulvey to Pittsburgh as compensation for Caps' signing of Orest Kindrachuk .
October 5, 1981	Caps claimed Terry Murray off waivers from Philadelphia.
November 25, 1981	Caps acquired Bobby Gould and Randy Holt from Calgary for Pat Ribble and a 2nd round pick in the 1982 Entry Draft (Todd Francis).
January 31, 1982	Caps signed Tom Rowe .
February 1, 1982	Caps acquired Lee Norwood and a 6th round pick in the 1982 Entry Draft (Mats Kihlstrom) from Quebec for Tim Tookey and a 7th round pick in the 1982 Entry Draft (Daniel Poudrier).
March 9, 1982	Caps acquired Doug Hicks from Edmonton for Todd Bidner .
June 9, 1982	Caps acquired Ken Houston and Pat Rigglin from Calgary for Howard Walker , George White , a 6th round pick in the 1982 Entry Draft (Mats Kihlstrom), a 3rd round pick in the 1983 Entry Draft (Parry Berezan), and a 2nd round pick in the 1984 Entry Draft (Paul Ranheim).
June 9, 1982	Caps acquired Alan Haworth and a 3rd round pick (Milan Novy) in the 1982 Entry Draft from Buffalo for a 2nd round pick (Mike Anderson) and a 4th round pick (Timo Jutila) in the 1982 Entry Draft.
August 4, 1982	Caps acquired Robbie Moore and a 11th round pick in the 1983 Entry Draft (Anders Huss) from Minnesota for Wes Jarvis and Rollie Boutin .
August 28, 1982	Caps acquired Ted Bulley and Dave Hutchinson from Chicago for a 6th round choice in the 1983 Entry Draft (Jari Torkki) and a 5th round pick in the 1984 Entry Draft (Darin Sceviour).
September 9, 1982	Caps traded Mike Palmateer to Toronto for cash.
September 9, 1982	Caps acquired Rod Langway , Craig Laughlin , Doug Jarvis and Brian Engblom from Montreal for Ryan Walter and Rick Green .
October 4, 1982	Caps released Dave Hutchinson in waiver draft to New Jersey.
April 5, 1983	Caps signed Bryan Erickson .
June 8, 1983	Caps acquired Dave Christian from Winnipeg for a 1st round pick in the 1983 Entry Draft (Bobby Dollas).
July 5, 1983	Caps acquired a 2nd round pick in the 1984 Entry Draft (Stephen Leach) from Minnesota for Dennis Maruk .
October 3, 1983	Caps acquired Greg C. Adams from Hartford for Torrie Robertson .
October 6, 1983	Caps acquired Dave Shand from Toronto for Lee Norwood .
October 18, 1983	Caps acquired Larry Murphy from Los Angeles for Brian Engblom and Ken Houston .
November 17, 1983	Caps claimed Gary McAdam off waivers from New Jersey.
January 18, 1984	Caps traded rights to Gary McAdam to New Jersey for cash.
February 21, 1984	Caps signed Bob Mason .
February 21, 1984	Caps signed Gary Sampson .
March 6, 1984	Caps acquired a 4th round pick in the 1985 Entry Draft (Larry Shaw) from Edmonton for Risto Jalo .
March 29, 1984	Caps signed Andre Hidi .
July 11, 1984	Caps signed Marc Chorney .
July 17, 1984	Caps signed Paul Gardner .
August 7, 1984	Caps signed Mike McEwen .
August 17, 1984	Caps signed Graeme Nicolson .
March 12, 1985	Caps acquired Mark Taylor from Pittsburgh for Jim McGeough .
March 12, 1985	Caps acquired David Jensen from Hartford for Dean Evason and Peter Sidorkiewicz .
June 25, 1985	Caps signed Grant Jennings .
August 6, 1985	Caps signed Grant Martin .
September 9, 1985	Caps acquired Daryl Evans from Los Angeles for Glen Currie .
October 7, 1985	Caps claimed Dwight Schofield in Waiver Draft from St. Louis.
October 31, 1985	Caps acquired Bruce Shoenbottom from Los Angeles for Bryan Erickson .
November 14, 1985	Caps acquired Pete Peeters from Boston for Pat Rigglin .
December 6, 1985	Caps acquired Jorgen Pettersson from Hartford for Doug Jarvis .
March 10, 1986	Caps acquired John Barrett and Greg Smith from Detroit for Darren Veitch .
March 10, 1986	Caps acquired a 3rd round pick in the 1986 Entry Draft (Shawn Simpson) from Quebec for Peter Andersson .
October 6, 1986	Caps claimed John Blum in Waiver Draft from Boston.
October 8, 1986	Caps traded Dwight Schofield to Pittsburgh for cash.
January 1, 1987	Caps acquired Bob Crawford , Kelly Miller and Mike Ridley from NY Rangers for Bob Carpenter and a 2nd round pick in the 1989 Entry Draft (Jason Prosofsky).
February 14, 1987	Caps acquired Garry Gallely from Los Angeles for Al Jensen .
May 22, 1987	Caps signed Robin Bawa .
June 1, 1987	Caps acquired a 7th round pick in the 1988 Entry Draft (Brad Schlegal) from Boston for John Blum .
June 13, 1987	Caps acquired Clint Malarchuk and Dale Hunter from Quebec for Gaetan Duchesne , Alan Haworth and a 1st round pick in the 1987 Entry Draft (Joe Sakic).
August 27, 1987	Caps acquired Peter Sundstrom from NY Rangers for a 5th round pick (Martin Bergeron) in the 1988 Entry Draft.
October 9, 1987	Caps signed Mike Richard .
December 11, 1987	Caps acquired Montreal's 2nd round pick in the 1988 Entry Draft (previously acquired, Wade Bartley) from St. Louis for Paul Cavallini .
February 9, 1988	Caps acquired Grant Ledyard from Los Angeles for Craig Laughlin .
February 22, 1988	Caps traded John Barrett to Minnesota for future considerations.

All-Time Transactions

DATE	TRANSACTION
March 1, 1988	Caps signed Chris Felix .
June 6, 1988	Caps signed Shawn Cronin .
July 6, 1988	Caps acquired Neil Sheehy and Mike Millar from Hartford for Grant Jennings and Ed Kastelic .
July 22, 1988	Caps acquired the rights to Geoff Courtnall from Edmonton for Greg C. Adams .
October 19, 1988	Caps acquired Bob Whistle from St. Louis for a 6th round pick in the 1989 Entry Draft (Derek Frenette).
November 1, 1988	Caps acquired Don Beaupre from Minnesota for Claudio Scremin .
January 23, 1989	Caps acquired Kent Carlson from from Winnipeg for future considerations.
February 28, 1989	Caps signed Doug Wickenheiser .
March 6, 1989	Caps acquired Scot Kleinendorst from Hartford for Jim Thompson .
March 7, 1989	Caps acquired Calle Johansson and a 2nd round pick in the 1989 Entry Draft (Byron Dafoe) from Buffalo for Clint Malarchuk , Grant Ledyard and a 6th round pick in the 1989 Entry Draft (Brian Holzinger).
March 7, 1989	Caps acquired Dino Ciccarelli and Bob Rouse from Minnesota for Mike Gartner and Larry Murphy .
June 1, 1989	Caps acquired Mark Ferner from Buffalo for Scott McCrory .
June 17, 1989	Caps acquired Bob Mason from Quebec for future considerations.
June 17, 1989	Caps acquired Alan May from Los Angeles for a 5th round pick in the 1989 Entry Draft (Thomas Newman).
June 19, 1989	Caps acquired a 10th round pick in the 1991 Entry Draft (Rob Leask) from New Jersey for Peter Sundstrom .
June 29, 1989	Caps acquired a 5th round pick in the 1990 Entry Draft (Mark Ouimet) from Toronto for Lou Franschetti .
July 25, 1989	Caps signed Brian Tutt .
August 21, 1989	Caps signed Kent Paynter .
September 28, 1989	Caps acquired Alain G. Cote from Boston for Bobby Gould .
October 2, 1989	Caps claimed Nick Kypreos in Waiver Draft from Philadelphia.
October 2, 1989	Caps acquired Alfie Turcotte from Boston for Mike Millar .
December 13, 1989	Caps acquired Bob Joyce from Boston for Dave Christian .
January 5, 1990	Caps acquired John Tucker from Buffalo for future considerations.
March 6, 1990	Caps acquired Mike Liut from Hartford for Yvon Corriveau .
June 22, 1990	Caps acquired Marc Deschamps from Montreal for Alain G. Cote .
July 3, 1990	Caps traded John Tucker to Buffalo for cash.
July 3, 1990	Caps signed Ken Lovsin .
July 13, 1990	Caps acquired Peter Zedel and Mike Lalor from St. Louis for Geoff Courtnall .
July 16, 1990	Caps lost restricted free agent Scott Stevens to St. Louis in exchange for five 1st round draft picks (1991-Trevor Halverson, 1992-Sergei Gonchar, 1993-Brendan Witt, 1994-traded to Toronto, Eric Fichaud , 1995-Miika Elomo).
September 30, 1990	Caps acquired Dave Tippett from Hartford for a 6th round pick in the 1992 Entry Draft (Jarrett Reid).
September 30, 1990	Caps acquired Shawn Anderson from Buffalo for Bill Houlder .
October 1, 1990	Caps released Shawn Anderson on waivers to Quebec.
October 3, 1990	Caps acquired Joel Quenneville from Hartford for cash.
January 16, 1991	Caps acquired Al Iafrate from Toronto for Peter Zedel and Bob Rouse .
January 24, 1991	Caps acquired Paul Fenton and John Kordic from Toronto for a 5th round pick in the 1991 Entry Draft (Alexei Kuashov).
January 24, 1991	Caps acquired Ken Sabourin from Calgary for Paul Fenton .
March 5, 1991	Caps acquired Bobby Reynolds from Toronto for Rob Mendel .
May 21, 1991	Caps acquired Craig Duncanson , Brent Hughes and Simon Wheeldon from Winnipeg for Bob Joyce , Tyler Larter and Kent Paynter .
May 30, 1991	Caps lost Rob Murray to Minnesota in Expansion Draft.
June 21, 1991	Caps acquired Shawn Chambers from Minnesota for Steve Maltais and Trent Klatt .
June 21, 1991	Caps acquired Randy Burridge from Boston for Stephen Leach .
June 22, 1991	Caps acquired Toronto's 2nd round pick in the 1991 Entry Draft (previously acquired, Eric Lavigne) from Quebec for Mikhail Tatarinov .
July 31, 1991	Caps traded Robin Bawa to Vancouver for cash.
September 8, 1991	Caps acquired Sylvain Cote from Hartford for a 2nd round pick in the 1992 Entry Draft (Andrei Nikolishin).
October 23, 1991	Caps acquired Shawn Anderson from Winnipeg for future considerations.
February 24, 1992	Caps acquired John Byce and Dennis Smith from Boston for Brent Hughes and future considerations.
February 27, 1992	Caps traded Mark Ferner to Toronto for future considerations.
March 2, 1992	Caps acquired Paul MacDermid from Winnipeg for Mike Lalor .
June 15, 1992	Caps acquired Mark Hunter and future considerations (Yvon Corriveau) from Hartford for Nick Kypreos .
June 16, 1992	Caps signed Steve Weeks .
June 18, 1992	Caps lost Shawn Chambers to Tampa Bay in Expansion Draft.
June 18, 1992	Caps lost Tim Bergland to Tampa Bay in Expansion Draft.
June 20, 1992	Caps acquired Kevin Miller from Detroit for Dino Ciccarelli .
June 30, 1992	Caps signed Bob Carpenter .
August 13, 1992	Caps traded Steve Weeks to Ottawa for future considerations.
October 1, 1992	Caps acquired Pat Elynuik from Winnipeg for John Druce and Toronto's 4th round pick in the 1993 Entry Draft (previously acquired).
October 4, 1992	Caps released Yvon Corriveau on waivers to San Jose.
November 2, 1992	Caps acquired Paul Cavallini from St. Louis for Kevin Miller .
December 16, 1992	Caps traded Ken Sabourin to Calgary for future considerations.
January 23, 1993	Caps acquired Eric Murano from Vancouver for Tim Taylor .
March 22, 1993	Caps acquired Rick Tabaracci from Winnipeg for Jim Hrivnak and a 2nd round pick in the 1993 Entry Draft (Alexei Budayev).
June 15, 1993	Caps acquired Kevin Kaminski from Quebec for Mark Matier .
June 20, 1993	Caps acquired Mike Hough from Quebec for Reggie Savage and Paul MacDermid .
June 20, 1993	Caps traded Paul Cavallini to Dallas for future considerations (Enrico Ciccone , June 25, 1993).
June 24, 1993	Caps lost Mike Hough to Florida in Expansion Draft.
June 26, 1993	Caps acquired Craig Berube from Calgary for a 5th round pick in the 1993 Entry Draft (Darryl Lafrance).
June 26, 1993	Caps acquired a 7th round pick in the 1993 Entry Draft (Andrew Brunette) from Calgary for Brad Schlegel .
July 27, 1993	Caps signed Keith Acton .
August 3, 1993	Caps signed Dave Poulin .
August 5, 1993	Caps signed Todd Nelson .

All-Time Transactions

DATE	TRANSACTION
October 21, 1993	Caps signed Brian Curran .
October 22, 1993	Caps traded Pat Elynuik to Tampa Bay for future considerations.
October 22, 1993	Caps released Keith Acton on waivers to the NY Islanders.
March 19, 1994	Caps claimed Tim Bergland off waivers from Tampa Bay.
March 21, 1994	Caps acquired Jim Johnson from Dallas for Alan May and a 7th round pick in the 1995 Entry Draft (Jeff Dewar).
March 21, 1994	Caps acquired Joe Reekie from Tampa Bay for Enrico Ciccone , a 3rd round pick in the 1994 Entry Draft (later traded to Anaheim, Craig Reichert) and future considerations.
March 21, 1994	Caps acquired Joe Juneau from Boston for Al Iafrate .
June 28, 1994	Caps acquired Rob Pearson and Philadelphia's 1st round pick (previously acquired, Nolan Baumgartner) in the 1994 Entry Draft from Toronto for Mike Ridley and St. Louis' 1st round pick in the 1994 Entry Draft (previously acquired, Eric Fichaud).
January 18, 1995	Caps acquired a 5th round pick (Benoit Gratton) in the 1995 Entry Draft from Ottawa for Don Beaupre .
January 18, 1995	Caps acquired Mark Tinordi and Rick Mrozik from Dallas for Kevin Hatcher .
February 4, 1995	Caps signed Steve Poapst .
February 10, 1995	Caps acquired Warren Rychel from Los Angeles for Randy Burridge .
February 10, 1995	Caps acquired a 4th round pick in the 1995 Entry Draft (Sebastien Charpentier) from Toronto for Warren Rychel .
April 7, 1995	Caps acquired a 5th round pick in the 1995 Entry Draft (Joel Cort) from Calgary for Rick Tabaracci .
April 7, 1995	Caps acquired Mike Eagles and Igor Ulanov from Winnipeg for 3rd (later traded to Dallas, Sergei Gusev) and 5th round picks (Brian Elder) in the 1995 Entry Draft.
July 8, 1995	Caps acquired a 1st round pick (Alexander Volchkov) and a 4th round pick (Justin Davis) in the 1996 Entry Draft from Los Angeles for Dmitri Khristich and Byron Dafoe .
July 12, 1995	Caps acquired Philadelphia's 3rd round pick in the 1996 Entry Draft (previously acquired, Shawn McNeil) from Colorado for John Slaney .
July 14, 1995	Caps acquired Mike Torchia from Dallas for cash.
September 8, 1995	Caps signed Frank Bialowas .
September 25, 1995	Caps signed Ron Tugnutt .
October 17, 1995	Caps acquired a 3rd round pick in the 1996 Entry Draft (Dave Weninger) from Chicago for Igor Ulanov .
November 16, 1995	Caps acquired Eric Charron from Tampa Bay for a 7th round pick in the 1997 Entry Draft (Eero Somervuori).
January 29, 1996	Caps acquired Denis Chasse from St. Louis for Rob Pearson .
February 15, 1996	Caps acquired Stewart Malgunas from Winnipeg for Denis Chasse .
March 8, 1996	Caps acquired Todd Krygier from Anaheim for Mike Torchia .
May 21, 1996	Caps acquired Michel Picard from Ottawa for cash.
July 12, 1996	Caps signed Daniel Laperriere .
July 18, 1996	Caps traded Frank Bialowas to Philadelphia for future considerations.
July 22, 1996	Caps signed Phil Housley .
August 27, 1996	Caps signed Robb Stauber .
November 2, 1996	Caps acquired Curtis Leschyshyn and Chris Simon from Colorado for Keith Jones and a 1st round pick in the 1998 Entry Draft (Scott Parker).
November 9, 1996	Caps acquired Andrei Nikolishin from Hartford for Curtis Leschyshyn .
March 1, 1997	Caps acquired Bill Ranford , Adam Oates and Rick Tocchet from Boston for Jason Allison , Jim Carey , Anson Carter and a 3rd round pick in the 1997 Entry Draft (Lee Goren).
March 17, 1997	Caps signed Ryan Mulhern .
August 20, 1997	Caps signed Mike O'Neill .
August 20, 1997	Caps signed Mark Major .
September 4, 1997	Caps acquired a 7th round pick in the 1998 Entry Draft (Nathan Forster) from Calgary for Eric Charron .
October 1, 1997	Caps signed Jan Benda .
October 10, 1997	Caps acquired a 5th round pick in the 1998 Entry Draft (Erik Wendell) from Chicago for Martin Gendron and a 6th round pick in the 1998 Entry Draft (Jonathan Pelletier).
August 20, 1997	Caps signed Stephane Beauregard .
November 19, 1997	Caps claimed Jeff Toms off waivers from Tampa Bay.
March 9, 1998	Caps acquired Esa Tikkanen from Florida for Dwayne Hay and future considerations.
March 21, 1998	Caps signed Brian Bellows .
March 24, 1998	Caps acquired Jeff Brown from Toronto for Sylvain Cote .
June 18, 1998	Caps acquired a 3rd round pick in the 1998 Entry Draft (Todd Hornung) and a 2nd round pick in the 1999 Entry Draft from Tampa Bay for Bill Ranford .
June 26, 1998	Caps lost Andrew Brunette to Nashville in Expansion Draft.
July 14, 1998	Caps signed Dmitri Mironov .
July 21, 1998	Caps released Phil Housley on waivers to Calgary.
October 15, 1998	Caps acquired James Black from Chicago for a conditional pick (later re-acquired) in the 1999 Entry Draft.
October 16, 1998	Caps acquired Tom Chorske and an 8th round pick (Maxim Orlov) in the 1999 Entry Draft from NY Islanders for a 6th round pick (Bjorn Melin) in the 1999 Entry Draft.
December 28, 1998	Caps acquired Enrico Ciccone from Tampa Bay for cash.
February 3, 1999	Caps acquired Barrie Moore from Edmonton for Brad Church .
March 18, 1999	Caps traded Brad Shaw and a pick in the 1999 Entry Draft to St. Louis for a pick in the 1999 Entry Draft.
March 22, 1999	Caps acquired a 7th round pick and a 9th round pick in the 1999 Entry Draft from Calgary for Tom Chorske .
March 22, 1999	Caps acquired Alexei Tezikov and future considerations from Buffalo for Joe Juneau and a 3rd round pick in the 1999 Entry Draft (Tim Preston).
March 23, 1999	Caps traded Dale Hunter to Colorado for an optional pick in the 1999 or 2000 Entry Draft.
March 23, 1999	Caps traded Craig Berube to Philadelphia for cash.
March 30, 1999	Caps signed Jeff Halpern .
June 21, 1999	Caps acquired Jeff Nelson from Nashville for future considerations.
June 25, 1999	Caps lost Mark Tinordi to Atlanta in Expansion Draft.
June 26, 1999	Caps acquired their own 9th round pick in the 1999 Entry Draft (Igor Shadilov) from Chicago for a 7th round pick in the 2000 Entry Draft.
July 16, 1999	Caps acquired Craig Billington from Colorado for future considerations.
July 20, 1999	Caps signed Glen Metropolit .
July 21, 1999	Caps signed Ulf Dahlen .
July 27, 1999	Caps signed Joe Sacco .
August 9, 1999	Caps signed Jamie Huscroft .
August 18, 1999	Caps acquired Steve Shirreffs from Calgary for Benoit Gratton .
September 27, 1999	Caps claimed Ken Sutton in Waiver Draft from New Jersey.

All-Time Transactions

DATE	TRANSACTION
October 5, 1999	Caps traded Ken Sutton to New Jersey for future considerations.
January 17, 2000	Caps acquired a 7th round pick in the 2000 Entry Draft (later traded to Los Angeles, Evgeny Federov and a 3rd round pick in the 2001 Entry Draft (later traded to Toronto, Brendan Bell) from Tampa Bay for Jaroslav Svejksky .
January 18, 2000	Caps claimed Terry Yake off waivers from St. Louis.
January 20, 2000	Caps claimed Jim McKenzie off waivers from Anaheim.
February 3, 2000	Caps traded Stewart Malgunas to Nashville for future considerations.
February 4, 2000	Caps traded Alexandre Volchkov to Edmonton for future considerations.
February 10, 2000	Caps claimed Joe Murphy off waivers from Boston.
June 2, 2000	Caps acquired Stephen Peat from Anaheim for a 4th round pick in the 2000 Entry Draft (Jonas Ronnqvist).
June 23, 2000	Caps lost Barrie Moore to Columbus in Expansion Draft.
June 23, 2000	Caps lost Oleg Orekhovsky to Minnesota in Expansion Draft.
June 24, 2000	Caps acquired a 2nd round pick in the 2000 Entry Draft (Matt Pettinger) from Calgary for Miika Elomo .
July 6, 2000	Caps signed Sylvain Cote .
July 7, 2000	Caps signed Craig Berube .
July 21, 2000	Caps acquired Remi Royer from Chicago for Nolan Baumgartner .
July 21, 2000	Caps signed Todd Rohloff .
November 1, 2000	Caps signed Corey Hirsch .
November 29, 2000	Caps acquired Derek Bekar from St. Louis for Mike Peluso .
December 11, 2000	Caps acquired Dmitri Khristich from Toronto for a 3rd round pick in the 2001 Entry Draft (Brendan Bell).
January 11, 2001	Caps traded Craig Berube to NY Islanders for a 9th round pick in the 2001 Entry Draft (Robert Muller).
February 1, 2001	Caps acquired Brantt Myhres from Nashville for future considerations.
March 3, 2001	Caps acquired David Emma from Florida for Remi Royer .
March 13, 2001	Caps acquired Trevor Linden , Dainius Zubrus and a 2nd round pick in the 2001 Entry Draft (later traded to Tampa Bay, Andreas Holmqvist) from Montreal for Jan Bulis , Richard Zednik and a 1st round pick in the 2001 Entry Draft (Alexander Perezhogin).
March 13, 2001	Caps acquired Jason Marshall from Anaheim for Alexei Tezikov and a 4th round pick in the 2001 Entry Draft (Brandon Rogers).
March 13, 2001	Caps acquired Dean Melanson from Philadelphia for Matt Herr .
May 3, 2001	Caps signed Martin Hlinka .
July 11, 2001	Caps acquired Jaromir Jagr and Frantisek Kucera from Pittsburgh for Kris Beech , Ross Lupaschuk , Michal Sivek and future considerations.
August 1, 2001	Caps signed Peter Ferraro .
August 22, 2001	Caps acquired Chris Ferraro from New Jersey for future considerations.
October 20, 2001	Caps claimed Glen Metropolit off waivers from Tampa Bay.
November 10, 2001	Caps acquired a 1st round choice in the 2002 draft and a 3rd round choice in 2003 from Vancouver for Trevor Linden and a 2nd round choice in either 2002 or 2003.
January 8, 2002	Caps signed Colin Forbes .
January 17, 2002	Caps acquired a 4th round choice in the 2002 draft from Chicago for Joe Reekie .
January 29, 2002	Caps claimed Ivan Ciernik off waivers from Ottawa.
February 1, 2002	Caps claimed Trent Whitfield off waivers from NY Rangers.
March 19, 2002	Caps claimed Benoit Hogue off waivers from Boston.
March 19, 2002	Caps acquire Maxime Ouellet and 1st, 2nd and 3rd round choices in the 2002 draft from Philadelphia for Adam Oates .
July 1, 2002	Caps signed Robert Lang .
July 9, 2002	Caps signed Kip Miller and Dwayne Zinger .
September 13, 2002	Caps signed Jason Doig .
October 2, 2002	Caps claimed Alex Henry off waivers from Edmonton.
October 15, 2002	Caps claimed Andreas Salomonsson off waivers from New Jersey.
November 1, 2002	Caps acquired Michael Nylander and a 3rd round choice in 2003 for Andrei Nikolishin and Chris Simon .
December 16, 2002	Caps acquired Josef Boumedienne from Ottawa in exchange for Dean Melanson .
January 15, 2003	Caps claimed Josh Green of waivers from the NY Rangers.
January 15, 2003	Caps acquired Joel Kwiatkowski from Ottawa for future considerations.
March 11, 2003	Caps acquired Sergei Berezin from Chicago for a 4th round choice in the 2004 Entry Draft.
July 1, 2003	Caps acquired Dmitry Yushkevich from Philadelphia in exchange for a 7th round pick in the 2004 Entry Draft.
July 14, 2003	Caps acquired Alexander Riazantsev from Nashville in exchange for Mike Farrell .
July 14, 2003	Caps signed Andrej Podkonicky and Garret Stroshein .
July 18, 2003	Caps signed John Gruden .
August 18, 2003	Caps signed Francois Methot .
September 5, 2003	Caps signed Darcy Verot .
October 3, 2003	Caps claimed Denis Hamel from Ottawa and Brian Willsie from Colorado in the Waiver Draft.
October 5, 2003	Caps traded Denis Hamel to Ottawa for future considerations.
October 5, 2003	Caps lost Glen Metropolit to Ottawa in the Waiver Draft.
October 22, 2003	Caps acquired Bates Battaglia and Jonas Johansson from Colorado for Steve Konowalchuk and a 3rd round selection in the 2004 Entry Draft.
December 20, 2003	Caps signed Colin Forbes .
January 9, 2004	Caps claimed Todd Rohloff off waivers from Columbus.
January 23, 2004	Caps acquired Anson Carter from NY Rangers in exchange for Jaromir Jagr .
February 18, 2004	Caps acquired Brooks Laich and a 2nd round selection in the 2005 Entry Draft (later traded to Colorado- Chris Durand) from Ottawa for Peter Bondra .
February 27, 2004	Caps acquired Tomas Fleischmann and Detroit's 1st round choice in the 2004 Entry Draft (Mike Green) and 4th round choice in the 2006 Entry Draft (Luke Lynes) for Robert Lang .
March 3, 2004	Caps acquired Shaone Morrisonn and 1st (Jeff Schultz) and 2nd round (Michail Yunkov) selections in the 2004 Entry Draft from Boston for Sergei Gonchar .
March 4, 2004	Caps acquired a 2nd round selection in the 2006 Entry Draft (Francois Bouchard) and future considerations from Boston for Michael Nylander .
March 5, 2004	Caps claimed Craig Johnson off waivers from Toronto.
March 5, 2004	Caps claimed Brad Norton off waivers from Los Angeles.
March 8, 2004	Caps acquired Jared Aulin from Los Angeles for Anson Carter .
March 9, 2004	Caps acquired Jakub Klepis from Buffalo for Mike Grier .
March 9, 2004	Caps claimed Jean-Luc Grand-Pierre off waivers from Atlanta.
March 19, 2004	Caps signed Matt Yeats .
April 3, 2004	Caps signed Mel Angelstad .
April 26, 2004	Caps signed Justin Eddy .

All-Time Transactions

DATE	TRANSACTION
August 2, 2004	Caps signed Jeff Paul .
August 24, 2004	Caps signed Louis Robitaille .
August 4, 2005	Caps acquired Chris Clark and a 7th round choice in the 2007 Entry Draft (Andrew Glass) from Calgary for a 7th round choice in the 2006 Entry Draft (Devin Didiomete) and a 6th round choice in the 2007 Entry Draft (later traded to Colorado, Jens Hellgren).
August 8, 2005	Caps signed Ben Clymer and Miroslav Zalesak .
August 9, 2005	Caps signed Andrew Cassels and Lawrence Nycholat .
August 10, 2005	Caps signed Mathieu Biron and Ivan Majesky .
August 12, 2005	Caps acquired Bryan Muir from Los Angeles for future considerations.
August 12, 2005	Caps signed Jamie Heward and Boyd Kane .
August 18, 2005	Caps signed Matt Bradley .
August 25, 2005	Caps signed David Steckel .
September 26, 2005	Caps acquired Jeff Friesen from New Jersey for a conditional pick in the 2006 Entry Draft.
October 4, 2005	Caps claimed Brent Johnson off waivers from Vancouver.
November 21, 2005	Caps signed Joey Tenute .
December 2, 2005	Caps acquired a 5th round choice in the 2006 Entry Draft (later traded to NY Rangers, Tomas Zaborsky) from Vancouver for Maxime Ouellet .
December 28, 2005	Caps acquired Colin Forbes from Carolina for Stephen Peat .
February 3, 2006	Caps acquired Doug Doull from Phoenix for Dwayne Zinger .
March 9, 2006	Caps acquired a 2nd round choice in the 2006 Entry Draft (Keith Seabrook) from Anaheim for Jeff Friesen .
March 9, 2006	Caps acquired Kris Beech and a 1st round choice in the 2006 Entry Draft (Semyon Varlamov) from Nashville for Brendan Witt .
March 9, 2006	Caps claimed Rico Fata off waivers from Atlanta.
April 1, 2006	Caps signed Jamie Hunt and Matt Stefanishon .
July 1, 2006	Caps signed Brian Pothier .
July 12, 2006	Caps acquired Richard Zednik from Montreal for a 3rd round pick in the 2007 Entry Draft (Olivier Fortier).
July 14, 2006	Caps signed Donald Brashear , Alexandre Giroux and Chad Wiseman .
July 18, 2006	Caps signed Quintin Laing .
July 21, 2006	Caps signed Peter Vandermeer .
July 25, 2006	Caps signed Trevor Byrne .
July 26, 2006	Caps signed Dean Arsene .
August 8, 2006	Caps signed Timo Helbling and Petr Taticek .
September 14, 2006	Caps signed John Erskine .
February 1, 2007	Caps acquired Milan Jurcina from Boston for a 4th round choice in the 2008 Entry Draft (later traded to Calgary, T.J. Brodie).
February 26, 2007	Caps acquired Andy Hedlund and a 6th round pick in the 2007 Entry Draft (Justin Taylor) from Ottawa for Lawrence Nycholat .
February 26, 2007	Caps acquired a 2nd round pick in the 2007 Entry Draft (Theo Ruth) from the New York Islanders for Richard Zednik .
February 27, 2007	Caps acquired Jiri Novotny and a 1st round pick in the 2007 Entry Draft (later traded to San Jose, Nick Petrecki) from Buffalo for Dainius Zubrus and Timo Helbling .
February 27, 2007	Caps acquired a conditional pick in the 2008 Entry Draft from Los Angeles for Jamie Heward .
March 16, 2007	Caps signed Steve Pinizzotto .
March 17, 2007	Caps signed Sean Collins .
July 1, 2007	Caps signed Tom Poti and Viktor Kozlov .
July 2, 2007	Caps signed Michael Nylander .
July 5, 2007	Caps signed Jame Pollock and Kyle Wilson .
July 9, 2007	Caps signed Joe Motzko .
July 17, 2007	Caps signed Jason Morgan .
Nov. 19, 2008	Caps acquired a 2nd round pick in the 2009 Entry Draft (later traded to Montreal, then Atlanta, Jeremy Morin) from Anaheim for Brian Sutherby .
Feb. 26, 2008	Caps acquired Cristobal Huet from Montreal for a 2nd round pick in the 2009 Entry Draft (later traded to Atlanta, Jeremy Morin).
Feb. 26, 2008	Caps acquired Sergei Fedorov from Columbus for Theo Ruth .
Feb. 26, 2008	Caps acquired Matt Cooke from Vancouver for Matt Pettinger .
Feb. 26, 2008	Caps acquired Alexandre Giroux from Atlanta for Joe Motzko .
March 26, 2008	Caps signed Jay Beagle .
June 20, 2008	Caps acquired a 1st round pick in the 2008 Entry Draft (John Carlson) from Philadelphia for Steve Eminger and a 3rd round pick in the 2008 Entry Draft (Jacob Deserres).
July 1, 2008	Caps signed Jose Theodore .
July 2, 2008	Caps signed Graham Mink and Tyler Sloan .
July 3, 2008	Caps signed Keith Aucoin .
November 28, 2008	Caps signed Bryan Helmer .
December 12, 2008	Caps signed Brett Leonhardt to an amateur tryout contract.
February 6, 2009	Caps claimed Staffan Kronwall off waivers from Toronto.
March 20, 2009	Caps signed Trevor Bruess .
March 25, 2009	Caps signed Zach Miskovic .
May 26, 2009	Caps signed Jake Hauswirth .
June 27, 2009	Caps acquired a 5th round pick in the 2010 Entry Draft for Sami Lepisto .
July 1, 2009	Caps signed Mike Knuble .
July 10, 2009	Caps signed Brendan Morrison .
July 11, 2009	Caps signed Boyd Kane .
July 17, 2009	Caps traded Keith Seabrook to Calgary for future considerations.

All-Time Record vs. NHL Franchises

TEAM	GP	W	L	T	OT	PTS	PCT	GF	GA
Anaheim	21	8	12	1	0	17	.405	48	63
Atlanta	56	28	18	5	5	66	.589	182	165
Boston	127	38	61	21	7	104	.409	348	436
Buffalo	128	35	76	15	2	87	.340	333	478
Calgary	82	30	39	13	0	73	.445	254	302
Carolina	126	66	43	14	3	149	.591	402	345
Chicago	84	34	38	11	1	80	.476	271	289
Colorado	70	34	26	9	1	78	.557	255	218
Columbus	10	6	3	1	0	13	.650	30	27
Dallas	84	29	39	16	0	74	.440	241	292
Detroit	96	37	41	16	2	92	.479	313	318
Edmonton	61	29	26	6	0	64	.525	216	226
Florida	86	39	32	9	6	93	.541	236	223
Los Angeles	97	34	50	13	0	81	.418	342	373
Minnesota	9	3	5	0	1	7	.389	17	20
Montreal	135	51	66	17	1	120	.444	338	456
Nashville	13	7	5	1	0	15	.577	33	35
New Jersey	174	87	66	13	8	195	.560	580	514
NY Islanders	178	84	79	13	2	183	.514	564	604
NY Rangers	182	85	74	18	5	193	.530	640	628
Ottawa	63	30	27	5	1	66	.524	202	202
Philadelphia	179	66	94	19	0	151	.422	531	628
Phoenix	64	27	24	12	1	67	.523	233	203
Pittsburgh	185	79	86	16	4	178	.481	672	696
St. Louis	83	35	36	12	0	82	.494	275	292
San Jose	25	8	15	1	1	18	.360	65	79
Tampa Bay	88	54	24	6	4	118	.670	302	221
Toronto	114	53	48	10	3	119	.522	394	397
Vancouver	82	39	33	9	1	88	.537	264	262

HOME								AWAY							
	GP	W	L	T	OT	PTS	PCT.		GP	W	L	T	OT	PTS	PCT.
Anaheim	10	4	6	0	0	8	.400		11	4	6	1	0	9	.409
Atlanta	28	17	7	3	1	38	.679		28	11	11	2	4	28	.500
Boston	63	21	27	12	3	57	.452		64	17	34	9	4	47	.367
Buffalo	64	17	36	9	2	45	.352		64	18	40	6	0	42	.328
Calgary	42	22	14	6	0	50	.595		40	8	25	7	0	23	.288
Carolina	62	37	20	4	1	79	.637		64	29	23	10	2	70	.547
Chicago	43	22	15	5	1	50	.581		41	12	23	6	0	30	.366
Colorado	35	19	11	4	1	43	.614		35	15	15	5	0	35	.500
Columbus	4	2	1	1	0	5	.625		6	4	2	0	0	8	.667
Dallas	41	16	17	8	0	40	.488		43	13	22	8	0	34	.395
Detroit	48	22	21	5	0	49	.510		48	15	20	11	2	43	.448
Edmonton	31	19	10	2	0	40	.645		30	10	16	4	0	24	.400
Florida	43	20	13	5	5	50	.581		43	19	19	4	1	43	.500
Los Angeles	48	19	22	7	0	45	.469		49	15	28	6	0	36	.367
Minnesota	4	3	1	0	0	6	.750		5	0	4	0	1	1	.100
Montreal	67	31	27	9	0	71	.530		68	20	39	8	1	49	.360
Nashville	6	4	2	0	0	8	.667		7	3	3	1	0	7	.500
New Jersey	87	51	26	6	4	112	.644		87	36	40	7	4	83	.477
NY Islanders	89	44	33	11	1	100	.562		89	40	46	2	1	83	.466
NY Rangers	92	49	31	9	3	110	.598		90	36	43	9	2	83	.461
Ottawa	32	17	11	4	0	38	.594		31	13	16	1	1	28	.452
Philadelphia	88	37	38	13	0	87	.494		91	29	56	6	0	64	.352
Phoenix	32	18	8	5	1	42	.656		32	9	16	7	0	25	.391
Pittsburgh	94	47	35	9	3	106	.564		91	32	51	7	1	72	.390
St. Louis	41	22	15	4	0	48	.585		42	13	21	8	0	34	.405
San Jose	13	5	7	0	1	11	.423		12	3	8	1	0	7	.292
Tampa Bay	44	28	10	4	2	62	.705		44	26	14	2	2	56	.636
Toronto	58	33	20	4	1	71	.612		56	20	28	6	2	48	.429
Vancouver	42	23	15	4	0	50	.595		40	16	18	5	1	38	.475

Game-by-Game Results by Team

ANAHEIM DUCKS

Trail, 8-12-1-0
Home: 4-6-0-0
Away: 4-6-1-0

10/29/93W, 5-2	A
12/30/93W, 3-0	H
11/29/95T, 2-2*	A
12/13/96L, 4-5	A
3/19/96L, 1-2	H
12/12/97L, 4-6	A
2/28/97L, 1-4	H
1/1/98W, 3-2	H
10/10/98W, 1-0	H
12/11/98L, 0-1	A
10/19/99L, 1-7	H
10/28/99L, 2-5	A
2/9/01W, 4-3	A
3/13/01L, 0-2	H
10/12/01L, 1-2	A
11/17/01W, 4-1	H
12/11/02L, 0-3	A
10/29/03L, 2-4	H
1/13/06W, 3-2	ot A
12/8/06L, 1-6	H
11/19/08W, 6-4	A

ATLANTA THRASHERS

Lead, 28-18-5-5
Home: 17-7-3-1
Away: 11-11-2-4

12/15/99W, 4-0	A
1/6/00L, 1-3	A
1/8/00W, 3-0	H
1/12/00W, 5-2	A
3/28/00W, 5-2	H
10/11/00T, 3-3*	A
11/12/00T, 2-2*	H
11/25/00L, 1-2	A
1/1/01W, 4-2	H
1/13/01W, 4-1	H
10/26/01L, 0-1	A
11/10/01W, 3-0	H
12/6/01T, 3-3*	A
12/15/01W, 5-2	H
1/22/02W, 3-0	A
11/23/02W, 6-3	H
12/1/02L, 4-5	A
12/6/02W, 7-6*	H
2/12/03W, 5-1	A
3/6/03T, 4-4*	H
10/11/03L, 3-4	H
10/31/03W, 2-1	H
12/16/03W, 5-0	A
3/13/04L, 2-5	A
3/20/04T, 2-2*	H
3/24/04L, 2-3	A
10/7/05L, 3-7	H
10/8/05L, 1-8	A
11/4/05W, 3-2	so H
12/22/05W, 6-5	so A
1/1/06L, 2-5	H
3/4/06L, 2-3	ot A
4/13/06L, 3-5	A
4/17/06W, 6-4	H
10/14/06L, 3-4	ot H
10/19/06L, 3-4	so A
11/3/06L, 3-4	H
11/22/06L, 2-4	H
12/15/06W, 3-2	ot A
1/6/07W, 3-2	ot H
3/12/07L, 2-4	A
4/4/07W, 3-2	A
10/5/07W, 3-1	A
11/6/07L, 1-2	ot A
11/21/07L, 1-5	H
12/8/07W, 6-3	H

2/2/08L, 0-2	H
2/13/08L, 2-3	so A
3/14/08W, 4-1	H
3/21/08W, 5-3	A
10/11/08L, 4-7	A
11/26/08W, 5-3	H
2/26/09W, 4-3	H
3/16/09L, 1-5	A
4/5/09W, 6-4	H
4/7/09W, 4-2	A

BOSTON BRUINS

Trail, 38-61-21-7
Home: 21-27-12-3
Away: 17-34-9-4

11/7/74L, 4-10	A
12/14/74L, 1-12	A
1/7/75T, 3-3	H
3/4/75L, 0-8	H
3/22/75L, 2-8	A
12/4/75L, 2-3	A
12/17/75L, 2-3	H
1/11/76L, 4-7	H
2/27/76T, 3-3	H
3/7/76L, 3-4	A
11/18/76L, 2-3	A
11/19/76L, 1-4	H
12/5/76T, 5-5	A
1/11/77L, 2-3	H
2/6/77L, 2-5	A
11/24/77L, 0-6	A
12/27/77L, 3-6	H
1/19/78L, 1-4	A
1/27/78L, 2-5	H
3/28/78T, 4-4	H
11/9/78L, 2-6	A
11/25/78T, 5-5	H
12/14/78L, 2-5	A
3/31/79L, 1-4	H
10/13/79L, 2-5	H
11/15/79L, 2-3	A
3/12/80W, 6-4	H
3/16/80T, 3-3	A
11/22/80T, 2-2	H
12/7/80L, 3-7	A
3/13/81L, 1-7	H
4/2/81W, 3-2	A
10/11/81L, 3-6	A
12/23/81L, 4-7	H
1/23/82L, 1-3	A
12/12/82W, 4-3	H
3/13/83W, 6-4	H
3/17/83W, 2-1	A
11/13/83L, 2-4	A
12/4/83L, 1-4	H
3/11/84W, 2-1	A
12/1/84W, 5-4*	A
1/1/85W, 5-1	H
3/10/85L, 2-3	H
11/16/85T, 2-2*	A
2/27/86W, 2-1	A
3/25/86W, 6-3	H
11/26/86T, 2-2*	H
3/7/87L, 2-3*	A
3/22/87W, 4-3	H
10/8/87L, 3-4	A
11/25/87W, 4-1	H
3/13/88W, 3-0	A
12/3/88T, 1-1*	H
1/15/89L, 3-4	H
3/9/89W, 7-2	A
11/10/89L, 3-5	H
12/9/89W, 7-3	A
1/6/90L, 3-5	A
11/11/90L, 3-5	H
1/5/91W, 5-3	A
3/24/91T, 3-3*	H

11/22/91W, 6-3	H
2/29/92T, 5-5*	A
3/1/92L, 1-4	H
11/25/92W, 6-2	H
12/19/92L, 3-4	A
2/27/93L, 4-5*	A
1/2/94L, 2-8	A
1/25/94L, 1-3	H
3/7/94L, 3-6	A
3/27/94L, 4-6	H
2/11/95T, 1-1*	A
3/7/95W, 3-1	A
4/2/95W, 2-1	H
10/26/95W, 4-2	A
11/7/95L, 3-4	H
3/2/96W, 2-0	A
3/15/96L, 2-5	H
11/19/96T, 2-2*	H
12/21/96L, 3-4	A
1/20/97W, 3-2	A
2/24/97T, 3-3*	H
11/6/97L, 0-2	A
11/29/97T, 1-1*	A
1/25/98W, 4-1	H
3/3/98L, 0-3	H
11/21/98L, 4-5*	A
12/28/98W, 5-1	H
2/27/99L, 3-4	A
3/21/99L, 1-4	H
11/20/99W, 3-0	A
12/2/99T, 2-2*	H
2/8/00T, 2-2*	A
2/25/00L, 0-3	H
10/26/00L, 1-4	A
12/1/00W, 3-2	H
12/2/00W, 2-0	A
1/5/01T, 1-1*	H
10/8/01L, 0-4	A
12/13/01W, 2-1*	H
1/5/02L, 4-7	A
1/14/02W, 1-0	H
10/30/02L, 2-7	H
12/19/02W, 5-3	H
1/20/03T, 3-3*	A
3/8/03OTL, 4-5*	A
11/20/03L, 2-3	A
12/11/03W, 6-5	H
12/29/03L, 1-3	H
4/1/04T, 3-3*	A
12/27/05L, 3-4	ot H
1/23/06L, 2-3	H
1/26/06L, 2-3	A
4/10/06W, 2-1	ot A
11/15/06L, 2-3	so H
11/18/06L, 2-3	ot A
2/6/07L, 2-3	so H
3/15/07L, 3-4	so A
1/3/08L, 0-2	A
3/3/08W, 10-2	H
3/8/08L, 1-2	A
3/16/08W, 2-1	so H
12/10/08W, 3-1	H
1/17/09W, 2-1	H
1/27/09L, 2-3	ot A
2/28/09W, 4-3	ot A

BUFFALO SABRES

Trail, 35-76-15-2
Home: 17-36-9-2
Away: 18-40-6-0

11/20/74L, 3-7	A
12/3/74L, 3-5	H
12/5/74L, 2-9	A
12/22/74L, 0-4	H
2/21/75L, 4-9	H
10/19/75L, 4-5	A
12/3/75T, 4-4	H

12/21/75L, 2-14	A
1/15/76L, 3-5	A
3/26/76L, 1-4	H
10/24/76L, 1-2	A
11/5/76L, 2-3	H
12/26/76L, 2-5	A
1/19/77W, 4-2	A
3/20/77L, 2-6	H
11/29/77L, 6-7	H
11/20/77L, 2-5	A
1/7/78T, 4-4	H
2/5/78L, 1-4	A
4/4/78W, 4-3	H
11/11/78L, 0-2	H
1/11/79L, 2-6	A
2/24/79L, 4-6	H
3/18/79T, 3-3	A
10/11/79L, 3-6	A
11/10/79L, 3-5	H
11/24/79L, 1-6	H
12/2/79L, 0-2	A
11/8/80T, 3-3	H
11/9/80T, 3-3	A
1/24/81L, 4-7	H
2/12/81L, 3-6	A
10/7/81L, 3-5	A
10/17/81L, 2-4	H
2/27/81L, 2-3	A
10/16/82L, 2-9	H
1/14/83L, 2-3	A
1/15/83L, 2-4	H
10/9/83L, 2-5	A
1/7/84L, 2-4	H
1/25/84T, 2-2*	A
11/16/84L, 2-3	A
11/17/84W, 3-2	H
3/2/85L, 0-4	H
10/18/85W, 4-1	A
10/19/85T, 2-2*	H
2/23/86L, 1-4	A
10/18/86L, 2-4	H
1/23/87W, 3-2	A
1/24/87L, 3-6	H
10/11/87L, 5-6	A
11/20/87L, 3-5	A
1/23/88T, 3-3*	H
10/8/88W, 6-2	H
12/11/88W, 6-4	A
12/30/88W, 5-3	H
12/10/89L, 3-4	A
1/19/90W, 6-3	A
3/6/90T, 1-1*	H
11/10/90L, 2-4	H
3/26/91L, 2-4	H
3/31/91L, 2-5	A
10/5/91W, 3-1	H
12/18/91T, 2-2*	A
2/4/92L, 3-7	A
10/17/92W, 6-4	H
12/23/92L, 1-4	A
1/29/93L, 3-4	A
3/30/93W, 4-1	H
10/16/93W, 4-3	H
1/27/94L, 2-7	A
2/20/94T, 3-3*	H
4/14/94W, 3-2	A
2/2/95L, 0-1	H
2/7/95L, 1-2	A
4/28/95W, 5-1	H
12/8/95T, 2-2*	A
1/26/96W, 1-0	H
4/3/96W, 5-1	A
4/13/96L, 2-3	H
10/18/96L, 1-4	H
2/2/97T, 2-2*	A
3/21/97L, 1-4	H
4/13/97W, 8-3	A
10/3/97W, 6-2	H
10/9/97L, 2-5	A

11/13/97W, 3-2	A
3/1/98L, 0-3	H
10/23/98W, 1-0	A
11/12/98L, 0-2	H
2/7/99W, 3-1	H
4/18/99L, 0-3	A
10/8/99W, 3-2	A
11/24/99L, 2-5	A
3/5/00W, 2-1	H
4/9/00T, 1-1*	H
12/20/00T, 2-2*	H
12/21/00W, 3-1	A
3/17/01L, 2-3	H
4/6/01L, 2-2	A
11/28/01L, 2-5	H
1/27/02OTL, 2-3*	H
3/26/02W, 4-3*	A
4/12/02W, 3-1	A
12/7/02L, 3-4	A
12/30/02W, 4-3	H
2/26/03W, 3-2	H
3/4/03W, 2-1	A
11/26/03L, 2-5	A
12/27/03L, 1-3	H
12/31/03L, 1-7	A
3/10/04L, 0-6	H
10/26/05W, 3-2	A
11/17/05L, 5-8	A
11/27/05L, 2-3	H
3/14/06L, 4-6	H
12/2/06W, 7-4	H
12/26/06L, 3-6	A
3/21/07L, 2-5	A
4/7/07L, 0-2	H
10/13/07L, 3-7	A
11/26/07L, 1-3	H
12/14/07L, 3-5	H
3/5/08W, 3-1	A
11/1/08L, 0-5	A
12/26/08W, 3-2	H
12/30/08W, 4-2	A
4/3/09L, 4-5	ot H

CALIFORNIA GOLDEN SEALS

Trail, 3-6-1
Home: 1-4-0
Away: 2-2-1

Game-by-Game Results by Team

11/15/80.....W, 8-4	A	12/30/01.....T, 5-5*	H
1/18/81.....W, 3-2	H	3/8/02.....T, 2-2*	A
3/11/81.....W, 5-2	A	10/17/02.....W, 2-1	A
3/27/81.....L, 3-5	H	1/10/03.....W, 4-1	A
11/14/81.....W, 4-0	A	1/22/03.....W, 5-3	H
11/28/81.....L, 2-6	A	2/14/03.....L, 1-3	A
2/27/82.....W, 7-1	H	3/2/03.....W, 2-0	H
11/7/82.....W, 6-2	H	11/12/03.....W, 7-1	H
12/30/82.....T, 4-4	A	11/15/03.....W, 2-1	A
3/16/83.....W, 5-4	H	1/9/04.....W, 4-1	H
10/19/83.....L, 0-3	A	1/29/04.....W, 5-3	A
2/26/84.....W, 4-3	A	2/12/04.....T, 3-3*	A
3/7/84.....W, 4-2	H	2/25/04.....L, 1-2	H
12/29/84.....W, 3-2	H	10/12/05.....L, 2-7	A
3/27/85.....L, 1-3	H	10/22/05.....L, 0-4	H
4/4/85.....L, 0-2	A	1/21/06.....W, 5-2	H
2/2/86.....W, 5-4	A	3/25/06.....W, 3-1	A
3/29/86.....T, 6-6*	A	3/29/06.....W, 5-1	A
4/3/86.....W, 4-2	H	4/3/06.....L, 5-6 ot	A
12/30/86.....L, 1-3	H	4/5/06.....L, 3-4 so	H
1/17/87.....W, 6-1	A	4/7/06.....L, 3-4	H
2/6/87.....L, 2-5	H	10/7/06.....W, 5-2	H
10/16/87.....W, 6-2	H	11/9/06.....L, 0-5	A
11/21/87.....W, 4-3	A	11/17/06.....L, 1-4	H
12/9/87.....L, 4-5	A	1/18/07.....W, 5-2	A
11/18/88.....W, 3-2	H	1/26/07.....L, 2-6	A
2/3/89.....W, 1-0	H	1/27/07.....W, 7-3	H
3/18/89.....W, 8-2	A	3/9/07.....L, 0-3	H
10/11/89.....L, 1-4	A	3/22/07.....L, 3-4	A
12/16/89.....W, 5-2	A	10/6/07.....W, 2-0	H
3/2/90.....L, 3-4	H	11/5/07.....L, 0-5	A
11/17/90.....L, 2-4	A	11/24/07.....W, 5-2	H
12/15/90.....L, 2-3	H	11/30/07.....L, 3-4	A
3/12/91.....L, 2-3	H	2/8/08.....L, 1-2	H
11/23/91.....W, 3-2	A	2/23/08.....L, 3-6	A
1/4/92.....T, 2-2*	A	3/25/08.....W, 3-2 so	A
3/24/92.....L, 2-8	H	4/1/08.....W, 4-1	H
11/7/92.....W, 6-2	A	11/6/08.....W, 3-2	H
12/16/92.....L, 3-6	A	11/12/08.....W, 5-1	A
12/18/92.....W, 4-3	H	12/7/08.....L, 1-3	A
3/19/93.....W, 5-2	H	3/3/09.....L, 2-5	H
12/7/93.....L, 1-6	H	3/14/09.....W, 5-4 so	H
12/18/93.....L, 1-4	A	3/21/09.....L, 1-4	A
2/27/94.....W, 3-1	A		
3/22/94.....W, 4-1	H		
1/21/95.....T, 1-1*	A		
3/20/95.....W, 5-0	A		
3/26/95.....L, 3-4*	H		
4/21/95.....W, 6-3	H		
11/25/95.....W, 4-2	A		
12/30/95.....W, 3-0	H		
1/3/96.....L, 0-2	A		
3/23/96.....T, 2-2*	H		
1/1/97.....W, 3-2*	H		
1/4/97.....T, 1-1*	A		
2/22/97.....L, 0-2	A		
3/16/97.....W, 5-3	H		
12/20/97.....W, 2-1	A		
3/18/98.....W, 1-0	H		
4/18/98.....W, 4-3	A		
4/19/98.....W, 2-1	H		
11/6/98.....L, 2-3	H		
1/16/99.....W, 3-2*	A		
2/5/99.....W, 4-1	H		
2/18/99.....T, 2-2*	A		
4/14/99.....L, 0-3	A		
11/7/99.....L, 2-3	A		
11/19/99.....T, 3-3*	H		
2/3/00.....W, 2-1	H		
2/21/00.....T, 1-1*	A		
3/17/00.....W, 4-2	H		
10/7/00.....T, 3-3*	A		
2/24/01.....W, 2-1	A		
3/15/01.....L, 0-3	H		
3/28/01.....W, 7-0	H		
3/30/01.....OTL, 3-4*	A		
11/8/01.....L, 3-2	H		
11/30/01.....W, 6-2	H		
12/2/01.....W, 4-3*	A		

CHICAGO BLACKHAWKS

Trail, 34-38-11-1

Home: 21-15-5-1

Away: 12-23-6-0

Neutral: 1-0-0-0

10/17/74.....W, 4-3	H
10/23/74.....L, 2-3	A
2/22/75.....L, 3-10	A
2/25/75.....L, 2-6	H
10/26/75.....W, 7-5	A
12/10/75.....L, 2-7	H
2/8/76.....L, 2-4	A
2/29/76.....W, 4-1	H
10/31/76.....L, 4-5	A
11/12/76.....L, 4-5	H
2/9/77.....T, 4-4	A
3/3/77.....W, 7-4	H
11/2/77.....T, 2-2	H
1/8/78.....L, 1-3	A
1/18/78.....L, 2-5	A
3/22/78.....L, 2-6	H
10/18/78.....L, 2-4	H
10/25/78.....T, 2-2	A
1/7/79.....L, 3-5	A
1/27/79.....W, 4-1	H
11/21/79.....L, 0-4	A
12/28/79.....W, 6-2	H
1/30/80.....L, 2-5	A
2/23/80.....W, 6-2	H
10/19/80.....L, 4-8	A
10/21/80.....W, 2-0	H
2/18/81.....T, 5-5	H
2/25/81.....T, 2-2	A

12/9/81.....L, 3-7	A
12/19/81.....L, 4-6	H
1/30/82.....W, 5-2	H
11/3/82.....T, 3-3	A
12/4/82.....W, 4-2	H
1/19/83.....W, 6-4	A
11/23/83.....T, 2-2*	H
1/20/84.....W, 5-3	H
2/22/84.....L, 2-4	A
10/14/84.....W, 5-3	A
11/25/84.....W, 5-0	H
1/23/85.....W, 3-2	A
10/27/85.....W, 4-2	A
11/5/85.....W, 8-4	H
12/28/85.....L, 4-7	H
11/8/86.....W, 3-2	H
11/12/86.....T, 2-2*	A
12/28/86.....L, 5-7	A
10/10/87.....W, 6-4	H
12/12/87.....W, 2-1	H
1/17/88.....L, 4-5	A
12/21/88.....W, 4-3	A
1/7/89.....W, 6-3	H
2/15/89.....L, 4-7	A
10/7/89.....L, 2-3	H
10/29/89.....L, 0-1	A
2/27/90.....W, 4-0	H
10/25/90.....L, 2-3*	A
11/16/90.....L, 3-4	H
12/19/90.....L, 2-3	A
10/12/91.....L, 2-7	H
1/12/92.....L, 2-4	A
11/3/92.....W, 4-1	N
1/29/93.....T, 2-2*	H
1/21/93.....L, 2-6	A
1/8/94.....W, 4-1	H
3/31/94.....W, 6-3	A
1/17/95.....W, 3-2	A
11/11/95.....L, 1-4	H
10/5/96.....L, 2-5	H
3/26/97.....L, 3-5	A
10/15/97.....W, 2-0	A
11/5/98.....W, 3-2	H
12/17/98.....W, 3-1	A
4/12/99.....L, 2-4	H
12/27/99.....T, 2-2*	H
2/18/00.....W, 5-4	A
1/19/01.....L, 1-3	A
2/27/01.....L, 2-3	H
4/9/02.....W, 3-1	H
11/15/02.....T, 2-2*	A
2/15/04.....W, 4-0	A
3/12/04.....L, 3-4	H
1/10/06.....L, 3-4 ot	H
3/19/08.....L, 0-5	A
10/11/08.....W, 4-2	H

CLEVELAND BARONS

Trail, 3-7-0

Home: 1-4-0

Away: 2-3-0

10/9/76.....L, 3-6	A
11/14/76.....L, 2-3	H
12/10/76.....L, 1-7	A
12/11/76.....L, 2-4	H
3/15/77.....L, 1-5	H
10/15/77.....L, 2-4	A
12/2/77.....L, 2-3	H
12/7/77.....W, 5-3	A
2/10/78.....W, 4-1	A
3/18/78.....W, 8-3	H

COLORADO AVALANCHE

Lead, 34-26-9-1

Home: 19-11-4-1

Away: 15-15-5-0

11/25/79.....T, 2-2	A
12/1/79.....W, 7-2	H
1/20/80.....L, 2-3	A
1/26/80.....T, 1-1	H
11/18/80.....L, 2-6	A
2/22/81.....L, 7-11	H
3/4/81.....L, 4-7	A
3/18/81.....L, 4-6	H
10/21/81.....L, 3-6	H
1/5/82.....L, 0-3	A
2/7/82.....T, 5-5	H
1/2/83.....W, 7-4	A
1/21/83.....L, 4-5	H
2/6/83.....T, 4-4	A
10/16/83.....L, 2-4	H
11/29/83.....L, 3-6	A
3/9/84.....W, 5-3	H
11/27/84.....W, 9-2	A
12/18/84.....W, 4-1	A
1/4/85.....L, 3-5	H
11/23/85.....W, 3-0	H
12/22/85.....W, 7-5	A
12/26/85.....W, 4-3	H
10/21/86.....T, 4-4*	A
11/14/86.....L, 1-4	H
11/29/86.....L, 3-4	A
11/6/87.....L, 1-4	H
12/22/87.....W, 2-1	A
3/4/88.....W, 6-2	H
11/10/88.....W, 4-1	H
12/13/88.....W, 4-1	A
1/10/89.....T, 4-4*	A
11/5/89.....W, 3-0	A
2/6/90.....W, 12-2	H
3/9/90.....W, 4-3	H
11/6/90.....W, 4-1	A
12/29/90.....L, 3-4	A
3/14/91.....W, 5-3	H
11/10/91.....W, 10-3	A
12/17/91.....W, 3-1	H
2/11/92.....W, 4-3	A
11/22/92.....W, 6-4	A
1/29/93.....T, 3-3*	H
3/23/93.....W, 5-1	H
11/9/93.....W, 2-1	H
12/13/93.....L, 3-5	A
1/15/94.....W, 4-0	A
3/12/94.....L, 3-4	H
1/24/95.....L, 1-5	A
2/18/95.....W, 4-2	H
3/31/95.....W, 6-4	H
4/16/95.....L, 2-4	A
12/12/84.....W, 3-2	A
10/13/95.....W, 3-1	H
10/18/95.....L, 2-4	A
10/28/96.....L, 0-1	A
3/6/97.....W, 6-3	H
10/22/97.....L, 3-4	A
11/18/97.....T, 6-6*	H
3/9/99.....L, 2-3*	H
3/26/99.....L, 1-3	A
2/15/00.....W, 2-1	H
10/17/00.....OTL, 3-4*	H
2/7/01.....W, 3-1	A
3/19/02.....W, 3-0	A
12/16/02.....T, 2-2*	A
3/16/03.....W, 2-1	H
12/6/03.....L, 1-4	A
10/25/06.....W, 5-3	A
1/9/08.....W, 2-1	H
2/20/09.....L, 1-4	H

COLUMBUS BLUE JACKETS

Lead, 6-3-1-0

Home: 2-1-1-0

Away: 4-2-0-0

10/27/00.....L, 1-3	A
1/9/02.....W, 6-3	H

3/23/02.....W, 5-2	A
11/5/02.....W, 4-3*	A
1/3/03.....T, 2-2*	H
11/29/03.....W, 5-3	A
10/5/05.....W, 3-2	H
2/5/08.....W, 4-3 ot	A
11/29/08.....L, 0-3	A
1/9/09.....L, 0-3	H

DALLAS STARS

Trail, 29-39-16-0

Home: 16-17-8-0

Away: 13-22-8-0

10/12/74.....L, 0-6	A
11/24/74.....T, 4-4	H
11/27/74.....L, 4-6	A
3/20/75.....L, 1-5	H
11/29/75.....L, 3-5	A
12/14/75.....T, 4-4	H
12/26/75.....T, 1-1	H
1/17/76.....L, 3-7	A
11/7/76.....W, 4-1	H
11/27/76.....L, 1-6	A
2/15/77.....T, 3-3	H
2/17/77.....T, 4-4	A
10/29/77.....L, 4-7	A
1/13/78.....T, 2-2	A
1/29/78.....L, 0-4	H
2/19/78.....W, 2-1	H
11/15/78.....W, 3-2	A
12/15/78.....L, 1-6	H
12/27/78.....L, 1-6	A
3/4/79.....W, 5-4	H
11/3/79.....L, 1-7	A
12/12/79.....L, 4-5	H
1/5/80.....T, 2-2	A
3/21/80.....L, 3-4	H
12/3/80.....T, 3-3	H
1/3/81.....L, 0-3	A
1/10/81.....L, 2-3	A
1/21/81.....L, 1-2	H
11/4/81.....L, 1-6	H
11/25/81.....T, 4-4	A
2/20/82.....L, 3-7	A
10/23/82.....L, 1-3	H
12/16/82.....T, 4-4	A
2/3/83.....W, 3-1	H
10/29/83.....W, 6-1	A
2/13/84.....W, 4-0	A
3/21/84.....W, 5-1	H
11/13/84.....T, 3-3*	H
12/12/84.....W, 3-2	A
1/14/85.....W, 6-3	H
1/11/86.....L, 3-5	A
1/21/86.....W, 7-5	H
1/25/86.....W, 6-3	A
10/24/86.....W, 8-2	H
11/11/86.....T, 2-2*	A
3/29/87.....W, 4-2	H
10/31/87.....T, 3-3*	A
11/14/87.....W, 4-1	H
2/20/88.....W, 3-0	A
11/15/88.....W, 4-2	H
1/30/89.....T, 4-4*	A
2/28/89.....L, 3-4	H
1/31/90.....W, 4-3*	A
2/11/90.....W, 5-3	H
3/18/90.....W, 4-3	A
1/17/91.....L, 2-5	A
1/25/91.....T, 2-2*	H
2/22/91.....W, 3-1	H
12/7/91.....W, 4-2	A
1/7/92.....L, 3-5	H
3/3/92.....L, 1-3	H
11/18/92.....L, 4-5	H
2/9/93.....W, 3-2	A
3/18/94.....L, 2-6	A
4/3/94.....L, 3-6	A
10/17/95.....W, 4-3	A

3/17/96	W, 2-1	H
10/8/96	L, 3-5	A
1/24/97	L, 2-5	H
10/29/97	L, 3-4	H
4/8/98	L, 1-2*	A
11/27/98	L, 0-4	A
3/17/99	W, 2-1*	H
11/17/99	T, 2-2*	H
2/13/00	L, 1-2	A
10/14/00	L, 0-2	A
12/28/01	W, 3-2*	A
3/12/02	L, 2-5	H
10/20/02	L, 2-5	A
11/13/02	L, 1-6	H
10/17/03	L, 2-4	A
1/12/06	L, 1-4	A
11/30/06	W, 4-3	H
10/25/08	W, 6-5 of A	A

Game-by-Game Results by Team

1/28/86.....L, 0-7	A
2/25/86.....W, 4-3*	H
11/21/86.....T, 3-3*	A
1/28/87.....W, 2-1	A
2/24/87.....W, 8-2	H
11/17/87.....L, 0-1	H
12/16/87.....L, 1-6	A
3/29/88.....T, 2-2*	H
11/1/88.....T, 3-3*	A
11/27/88.....W, 4-3	A
1/22/89.....L, 3-4	H
11/29/89.....W, 5-3	A
12/29/89.....W, 2-1	H
2/25/90.....W, 9-4	H
10/6/90.....W, 6-4	H
11/19/90.....W, 3-2*	A
1/22/91.....W, 2-1*	A
11/8/91.....L, 4-5	H
11/25/91.....L, 4-5	A
2/5/92.....L, 1-4	A
11/20/92.....L, 5-7	H
11/30/92.....W, 4-1	A
3/16/93.....W, 4-2	N
1/30/94.....W, 6-3	H
3/25/94.....T, 2-2*	A
1/13/96.....L, 2-4	H
2/15/96.....L, 3-4	A
12/4/96.....L, 0-2	H
12/26/96.....L, 4-5*	A
1/11/98.....L, 0-2	A
2/1/98.....L, 2-4	H
10/13/98.....L, 2-3	H
3/3/00.....T, 2-2*	H
4/7/00.....W, 4-2	A
10/31/00.....W, 6-2	H
4/1/01.....OTL, 1-2*	A
1/18/02.....L, 1-3	A
2/22/03.....L, 1-5	H
11/24/03.....W, 4-1	A
12/13/03.....L, 1-5	H
12/9/05.....L, 3-4	H
12/17/07.....L, 3-4 so	A
1/31/09.....W, 4-2	H

EDMONTON OILERS

Lead, 29-26-6-0

Home: 19-10-2-0

Away: 10-16-4-0

10/28/79.....W, 6-4	A
11/13/79.....L, 3-5	H
1/16/80.....L, 2-5	H
2/15/80.....L, 2-8	A
11/1/80.....T, 2-2	A
12/17/80.....W, 5-2	H
1/7/81.....L, 3-6	A
2/1/81.....W, 7-4	H
1/13/82.....T, 6-6	H
2/12/82.....L, 3-5	A
2/28/82.....L, 1-4	H
11/24/82.....T, 3-3	A
2/23/83.....L, 3-6	A
3/2/83.....L, 3-5	H
11/2/83.....L, 3-11	A
11/9/83.....L, 4-7	H
2/5/84.....W, 9-2	H
10/24/84.....T, 3-3*	A
11/9/84.....L, 5-8	H
2/23/85.....T, 3-3*	A
11/12/85.....W, 5-2	H
12/18/85.....W, 5-2	A
2/8/86.....W, 5-4*	H
10/29/86.....L, 3-6	A
2/15/87.....W, 5-3	A
2/27/87.....W, 5-2	H
12/1/87.....W, 4-2	H
1/2/88.....W, 2-0	H
1/11/88.....L, 2-3	A
10/29/88.....L, 3-4*	A

1/13/89.....W, 5-3	H
2/17/89.....W, 8-2	A
11/11/89.....L, 3-5	H
2/4/90.....L, 4-5*	H
2/14/90.....W, 4-3	A
10/28/90.....W, 1-0	A
2/8/91.....W, 6-3	H
3/10/91.....W, 5-3	A
10/23/91.....W, 6-5	A
3/22/92.....W, 6-2	H
10/31/92.....L, 2-4	A
1/9/93.....W, 4-3	H
10/24/93.....W, 3-2*	A
2/15/94.....T, 2-2*	H
12/22/95.....W, 6-3	H
2/7/96.....W, 2-1	A
1/26/97.....L, 1-3	H
2/9/97.....L, 1-4	A
11/8/97.....W, 2-1	H
3/25/98.....L, 2-4	A
10/28/98.....L, 2-8	A
3/6/99.....W, 4-3	H
12/21/99.....L, 2-6	A
12/16/00.....W, 4-0	H
3/10/02.....W, 4-2	H
3/16/02.....L, 1-4	A
3/22/03.....L, 3-5	A
1/11/04.....W, 1-0	H
10/28/06.....L, 0-4	A
1/17/08.....W, 5-4 so	H
1/13/09.....L, 2-5	H

FLORIDA PANTHERS

Lead, 39-32-9-6

Home: 20-13-5-5

Away: 19-19-4-1

11/20/93.....L, 3-4	A
12/28/93.....T, 3-3*	H
1/19/94.....L, 1-5	A
2/24/94.....W, 2-1	A
2/26/94.....W, 4-2	H
2/4/95.....W, 3-2	H
3/16/95.....L, 1-5	A
4/14/95.....W, 3-0	H
4/30/95.....T, 2-2*	A
11/3/95.....L, 2-3	H
12/5/95.....L, 3-4	H
12/28/95.....W, 5-4	A
1/23/96.....L, 4-5	H
2/29/96.....T, 2-2*	A
11/7/96.....L, 2-4	A
11/18/96.....W, 4-2	A
12/28/96.....T, 1-1*	H
2/1/97.....W, 3-1	A
4/6/97.....T, 3-3*	H
11/9/97.....L, 2-3	A
11/23/97.....W, 5-2	A
12/5/97.....W, 3-2*	H
12/7/97.....L, 4-5	A
12/18/97.....L, 0-4	H
3/7/98.....W, 6-3	H
10/24/98.....T, 2-2*	H
12/23/98.....W, 4-0	A
3/11/99.....L, 1-2	H
4/1/99.....W, 5-3	H
4/5/99.....W, 3-0	A
10/2/99.....L, 3-4	A
12/4/99.....L, 1-2	A
1/19/00.....W, 3-1	A
2/23/00.....W, 3-2*	H
3/7/00.....W, 4-2	H
11/4/00.....W, 3-2	A
12/23/00.....W, 5-3	H
1/24/01.....W, 2-1	H
3/23/01.....L, 1-4	A
4/5/01.....W, 3-0	H
10/24/01.....W, 4-3*	A
12/19/01.....L, 2-5	A

1/7/02.....L, 1-2	H
1/12/02.....W, 1-0	A
2/26/02.....W, 4-3	H
10/26/02.....T, 1-1*	A
11/7/02.....W, 2-1*	H
1/11/03.....W, 12-2	H
2/15/03.....W, 2-1	A
4/1/03.....W, 3-0	H
11/22/03.....OTL, 2-3*	H
12/17/03.....T, 2-2*	A
1/23/04.....L, 1-4	A
2/21/04.....T, 2-2*	H
2/27/04.....W, 4-1	A
3/2/04.....L, 0-1	H
10/20/05.....L, 2-3	A
12/1/05.....L, 2-3	A
12/18/05.....L, 2-3	H
1/8/06.....L, 3-4 so	H
2/7/06.....L, 0-5	H
3/18/06.....L, 3-4 so	H
3/22/06.....L, 2-3	A
4/15/06.....W, 2-1 so	A
10/18/06.....W, 5-2	H
11/13/06.....W, 4-1	A
1/13/07.....L, 3-7	A
1/20/07.....L, 1-4	H
2/1/07.....L, 3-6	A
2/27/07.....L, 5-6 so	H
3/30/07.....L, 2-3 ot	A
4/3/07.....W, 1-0	H
11/15/07.....L, 1-2	A
11/19/07.....L, 3-4	H
11/28/07.....L, 1-2 so	H
12/1/08.....W, 2-1	A
1/19/08.....W, 5-3	H
2/15/08.....L, 2-4	A
3/29/08.....W, 3-0	A
4/5/08.....W, 3-1	H
12/2/08.....L, 3-5	H
2/7/09.....W, 3-1	H
2/15/09.....W, 4-2	A
3/1/09.....L, 2-6	H
3/17/09.....W, 3-0	A
4/11/09.....L, 4-7	A

LOS ANGELES KINGS

Trail, 34-50-13-0

Home: 19-22-7-0

Away: 15-28-6-0

10/15/74.....T, 1-1	H
12/19/74.....L, 1-4	A
1/14/75.....L, 2-6	H
1/30/75.....L, 4-6	A
2/18/75.....L, 1-6	H
3/26/75.....L, 1-5	A
10/15/75.....L, 3-4	A
10/28/75.....L, 0-6	A
11/5/75.....L, 1-3	H
11/26/75.....W, 7-2	H
1/27/76.....L, 0-2	A
2/10/76.....T, 2-2	H
10/16/76.....L, 1-7	A
10/21/76.....T, 5-5	H
12/14/76.....L, 2-4	H
2/2/77.....L, 2-7	A
3/1/77.....L, 2-3	H
3/10/77.....L, 0-6	A
11/8/77.....L, 1-5	H
11/29/77.....L, 2-4	A
1/27/77.....W, 2-1	A
1/4/78.....W, 4-0	H
2/1/78.....L, 3-8	A
2/21/78.....L, 1-4	H
10/11/78.....W, 4-2	A
10/20/78.....L, 4-6	H
10/28/78.....L, 1-5	A
12/14/78.....L, 2-10	A
1/3/79.....W, 8-3	H

1/31/79.....W, 5-3	H
2/28/79.....T, 3-3	A
4/3/79.....W, 6-2	H
10/16/79.....W, 8-6	H
10/24/79.....L, 3-5	A
2/12/80.....W, 5-2	A
2/26/80.....W, 5-3	H
10/29/80.....L, 2-4	A
11/5/80.....L, 3-5	H
1/15/81.....W, 3-0	H
2/7/81.....T, 4-4	A
10/29/81.....L, 3-4	A
1/7/82.....T, 3-3	H
2/17/82.....W, 5-2	A
12/14/82.....W, 7-2	H
1/11/83.....L, 7-9	H
2/19/83.....T, 3-3	A
12/18/83.....W, 5-0	H
1/11/84.....W, 4-2	A
2/16/84.....W, 4-2	A
10/16/84.....W, 5-3	H
2/8/85.....W, 6-1	H
2/16/85.....L, 2-5	A
12/14/85.....W, 5-4	A
2/15/86.....W, 4-1	A
3/18/86.....L, 2-5	H
1/18/86.....L, 5-6	H
2/18/87.....L, 4-7	A
3/17/87.....L, 4-5	H
12/6/87.....W, 10-3	H
1/13/88.....W, 8-3	A
2/24/88.....L, 3-4	A
1/24/89.....T, 4-4*	H
2/10/89.....L, 6-7*	H
2/22/89.....W, 7-2	A
1/18/89.....L, 3-5	A
1/1/90.....L, 4-7	H
2/19/90.....L, 2-3	A
11/2/90.....W, 4-3	H
2/18/91.....L, 2-5	A
3/5/91.....T, 3-3*	H
1/10/92.....W, 7-4	H
1/16/92.....T, 2-2*	A
2/15/92.....L, 3-6	A
2/13/93.....W, 10-3	A
2/20/93.....W, 7-3	H
10/22/93.....W, 6-3	H
2/12/94.....W, 6-1	A
10/20/95.....L, 4-7	H
11/30/95.....L, 2-3	A
10/12/96.....L, 3-4	H
12/14/96.....T, 4-4*	A
12/13/97.....T, 2-2*	A
4/4/98.....W, 3-2	H
12/9/98.....L, 1-2	A
1/29/99.....L, 3-6	H
10/9/99.....T, 2-2*	H
10/26/99.....L, 2-5	A
10/6/00.....L, 1-4	H
2/10/01.....W, 4-3	A
10/16/01.....W, 3-2*	A
3/14/03.....L, 1-3	H
11/10/03.....L, 2-3	H
12/6/03.....L, 3-7	A
12/14/05.....W, 3-2	A
2/8/07.....W, 4-3 ot	H
11/20/08.....L, 2-5	A
2/5/09.....L, 4-5	H

MINNESOTA WILD

Trail, 3-5-0-1

Home: 3-1-0-0

Away: 0-4-0-1

12/14/00.....W, 2-1	H
1/10/01.....L, 0-3	A
2/6/02.....W, 2-1	H
11/16/02.....L, 0-1	A
11/21/02.....L, 3-4	H

11/1/03.....L, 1-2	A
10/12/06.....L, 2-3 so	A
2/26/08.....W, 4-1	H
11/24/08.....L, 3-4	A

MONTREAL CANADIENS

Trail, 51-66-17-1

Home: 31-27-9-0

Away: 20-39-8-1

10/31/74.....L, 0-3	H
11/10/74.....L, 1-11	H
1/4/75.....L, 0-10	A
1/12/75.....L, 2-7	H
3/7/75.....L, 4-8	A
4/5/75.....L, 2-10	A
12/6/75.....L, 3-9	A
12/29/75.....L, 0-6	H
1/3/76.....L, 0-7	A
1/13/76.....L, 2-3	H
3/14/76.....L, 1-5	A
4/4/76.....L, 3-4	H
10/19/76.....L, 0-6	H
1/8/77.....L, 2-7	A
1/18/77.....L, 0-3	H
1/22/77.....L, 2-5	A
4/2/77.....L, 0-11	A
4/3/77.....L, 1-2	H
10/19/77.....L, 3-5	H
10/24/77.....L, 1-5	A
2/17/78.....L, 2-8	H
3/8/78.....L, 3-4	A
3/25/78.....L, 0-5	A
4/2/78.....T, 4-4	H
11/2/78.....L, 2-4	A
11/8/78.....L, 0-6	H
2/4/79.....L, 4-8	H
2/17/79.....L, 0-2	A
2/25/79.....L, 5-8	H
3/5/79.....T, 2-2	H
3/24/79.....L, 1-3	A
4/7/79.....L, 3-10	A
10/30/79.....T, 2-2	H
11/5/79.....L, 0-2	A
2/19/80.....W, 3-1	H
3/1/80.....L, 3-6	A
10/15/80.....T, 3-3	H
12/27/80.....L, 4-7	A
2/14/81.....L, 1-6	A
3/22/81.....T, 2-2	H
11/27/81.....W, 5-2	H
12/14/81.....L, 3-6	A
4/4/82.....W, 3-1	H
10/20/82.....T, 3-3	H
1/29/83.....T, 3-3	A
2/26/83.....L, 1-4	A
11/26/83.....W, 5-2	A
12/10/83.....W, 2-0	H
2/3/84.....W, 4-1	H
12/20/84.....T, 2-2*	A
3/21/85.....L, 2-3	A
3/22/85.....W, 3-1	H
11/27/85.....W, 5-3	H
2/7/86.....W, 3-2	H
2/19/86.....T, 4-4*	A
10/20/86.....W, 5-4	A
12/1/86.....W, 2-1*	A
12/6/86.....W, 3-1	H
10/24/87.....L, 2-3	H
12/23/87.....T, 2-2*	A
1/29/88.....W, 4-3	H
12/10/88.....T, 0-0*	A
3/8/89.....L, 2-3	A
3/17/89.....W, 4-1	H
10/16/89.....W, 4-3*	A
1/26/90.....W, 6-3	H
3/23/90.....L, 2-4	H
10/15/90.....L, 1-3	A
11/30/90.....L, 3-4	H

11/21/91.....L, 1-4	A
11/11/91.....W, 4-2	A
11/27/91.....W, 3-1	H
3/27/92.....W, 4-3	H
11/23/92.....T, 1-1*	A
4/2/93.....W, 4-0	H
4/12/93.....W, 3-2*	A
12/3/93.....T, 2-2*	H
12/11/93.....W, 5-3	A
1/17/94.....L, 1-3	A
2/4/94.....L, 0-4	A
1/25/95.....L, 0-2	A
3/4/95.....W, 5-1	H
4/17/95.....L, 2-5	A
11/1/95.....W, 5-2	H
12/26/95.....W, 4-0	H
1/31/96.....L, 3-5	A
3/27/96.....W, 1-0*	H
11/15/96.....W, 3-1	A
11/30/96.....W, 2-0	A
3/22/97.....W, 3-1	A
4/10/97.....W, 3-2	A
10/18/97.....W, 3-2	A
11/15/97.....W, 3-2	A
11/26/97.....L, 5-6	H
4/6/98.....T, 2-2*	H
10/16/98.....T, 2-2*	H
1/15/99.....L, 0-3	H
1/18/99.....T, 4-4*	A
12/13/99.....L, 0-1	H
3/20/99.....W, 1-0	A
1/4/00.....W, 6-1	A
2/10/00.....W, 1-0	A
2/26/00.....W, 3-0	A
1/17/00.....W, 4-3	A
1/27/01.....L, 2-4	A
2/17/01.....W, 6-3	A
2/23/01.....W, 3-1	H
10/19/01.....W, 4-1	A
11/24/01.....L, 3-5	A
1/16/02.....L, 0-2	A
1/23/02.....L, 3-5	H
1/25/03.....T, 1-1*	A
2/9/03.....L, 0-2	H
2/24/03.....W, 4-1	H
3/25/03.....W, 4-3*	A
10/14/03.....L, 1-5	A
11/28/03.....L, 3-5	H
12/23/03.....W, 3-2	H
1/4/04.....L, 1-4	A
11/19/05.....W, 5-1	A
12/23/05.....W, 4-4*	H
3/20/06.....L, 2-4	A
3/30/06.....L, 2-3 ot	A
12/27/06.....L, 1-4	A
1/4/07.....W, 5-1	H
2/20/07.....L, 3-5	A
3/24/07.....L, 1-4	A
12/20/07.....L, 2-5	H
1/5/08.....W, 5-4 ot	A
1/29/08.....L, 0-4	A
1/31/08.....W, 5-4 ot	H
11/28/08.....W, 3-0	H
12/13/08.....W, 2-1	A
1/10/09.....L, 4-5	A
2/18/09.....W, 4-3 so	H

Game-by-Game Results by Team

10/11/02.....W, 5-4 H
2/13/04.....L, 2-5 A
12/7/05.....L, 2-5 H
3/18/08.....W, 4-2 A
10/28/08.....W, 4-3 so H
3/10/09.....W, 2-1 ot A

NEW JERSEY DEVILS

Lead, 87-66-13-8

Home: 51-26-6-4

Away: 36-40-7-4

11/3/74.....L, 4-5 H
1/11/75.....L, 3-5 A
2/13/75.....L, 1-5 A
2/16/75.....W, 3-0 H
10/22/75.....L, 2-4 H
10/30/75.....W, 6-2 A
2/7/76.....L, 1-5 A
3/23/76.....T, 5-5 H
10/29/76.....W, 2-1 A
11/21/76.....W, 3-1 H
12/29/76.....L, 1-3 A
3/18/77.....W, 5-0 H
10/28/77.....L, 1-8 A
1/25/78.....T, 3-3 H
2/28/78.....W, 7-4 H
3/30/78.....W, 4-3 A
12/5/78.....W, 4-1 A
12/12/78.....L, 3-4 H
1/12/79.....W, 8-1 H
2/15/79.....W, 9-3 A
11/20/79.....T, 3-3 A
2/24/80.....T, 1-1 A
3/2/80.....L, 1-3 H
3/18/80.....W, 4-1 H
10/30/80.....T, 5-5 A
12/6/80.....W, 8-6 H
1/12/81.....W, 2-1 A
3/10/81.....W, 4-3 H
10/31/81.....L, 4-6 A
11/18/81.....W, 7-1 H
2/14/82.....L, 3-5 A
11/8/82.....T, 2-2 A
11/10/82.....W, 3-0 H
12/9/82.....W, 6-4 A
1/23/83.....W, 3-1 H
2/5/83.....W, 5-4 H
3/8/83.....W, 5-4 A
3/24/83.....W, 5-3 H
10/26/83.....W, 2-0 A
12/1/83.....W, 8-4 H
12/2/83.....T, 2-2* A
12/31/83.....W, 3-2 A
2/2/84.....W, 2-0 A
3/14/84.....T, 3-3* H
3/28/84.....W, 6-2 H
11/3/84.....W, 6-4 H
11/10/84.....T, 2-2* A
12/4/84.....W, 4-1 H
1/12/85.....L, 3-5 A
3/5/85.....W, 4-1 H
3/19/85.....W, 4-1 H
3/28/85.....L, 2-3 A
10/12/85.....L, 1-4 A
11/30/85.....W, 6-2 A
1/3/86.....W, 3-2 A
1/4/86.....W, 9-3 H
1/17/86.....W, 4-3 A
2/1/86.....W, 5-4 H
3/4/86.....W, 4-2 H
10/25/86.....W, 2-1 H
12/9/86.....W, 4-2 H
12/19/86.....L, 4-6 A
1/18/87.....W, 6-1 A
1/20/87.....W, 6-3 H
3/3/87.....W, 3-2 H
4/5/87.....W, 6-5* A
11/7/87.....L, 1-4 A

12/30/87.....W, 4-3 A
1/19/88.....W, 6-4 H
2/17/88.....W, 4-3 A
3/1/88.....W, 5-3 H
3/2/88.....W, 6-1 A
3/20/88.....L, 2-4 H
10/15/88.....W, 8-5 H
11/12/88.....L, 3-6 H
11/19/88.....W, 3-2 A
12/7/88.....L, 1-5 A
1/20/89.....L, 5-6* H
4/1/89.....W, 6-4 H
4/2/89.....L, 4-7 A
12/2/89.....W, 5-3 A
12/27/89.....W, 3-1 A
1/16/90.....W, 9-6 H
1/24/90.....L, 2-3 A
2/9/90.....L, 3-5 H
3/4/90.....W, 4-3 H
3/27/90.....L, 1-4 A
10/17/90.....L, 2-3 A
10/20/90.....W, 4-0 H
12/7/90.....W, 5-2 H
12/8/90.....L, 2-4 A
1/1/91.....W, 4-3 H
2/25/91.....L, 1-5 A
3/30/91.....W, 4-0 H
10/18/91.....W, 6-5 H
10/19/91.....W, 5-1 A
11/20/91.....L, 5-6* A
12/29/91.....W, 4-3 A
1/24/92.....L, 2-5 H
3/7/92.....W, 3-2* H
4/12/92.....W, 4-3* A
10/12/92.....L, 2-4 A
11/13/92.....L, 0-3 A
11/14/92.....L, 3-4* H
12/9/92.....W, 6-2 A
1/1/93.....W, 9-2 H
3/27/93.....L, 2-5 H
4/10/93.....L, 3-5 H
10/8/93.....L, 3-6 H
10/9/93.....L, 4-6 A
1/9/94.....W, 4-0 A
1/14/94.....L, 2-5 H
4/1/94.....W, 2-1 H
2/15/95.....L, 2-4 A
2/20/95.....L, 0-2 H
2/25/95.....T, 3-3* A
4/12/95.....L, 1-2 H
1/6/96.....L, 1-3 A
1/25/96.....L, 1-3 A
2/18/96.....L, 0-3 A
2/24/96.....L, 1-2 H
4/11/96.....L, 2-3 H
11/12/96.....L, 2-3* A
11/22/96.....W, 5-1 A
11/23/96.....W, 4-3 H
3/15/97.....L, 2-3 A
3/19/97.....T, 2-2* H
4/1/97.....L, 0-1 H
10/4/97.....W, 4-1 H
11/1/97.....L, 1-3 A
12/23/97.....T, 1-1* H
3/20/98.....W, 2-0 H
3/21/98.....L, 2-3 A
12/1/98.....L, 0-4 H
12/30/98.....L, 2-3 H
1/9/99.....W, 3-2 A
2/12/99.....W, 3-2 A
4/8/99.....L, 0-1 A
11/13/99.....W, 4-2 H
12/18/99.....L, 4-5 A
1/14/00.....W, 3-2* A
3/11/00.....W, 4-2 H
10/19/00.....W, 5-2 H
12/9/00.....W, 3-2 A
12/29/00.....L, 2-4 A
4/3/01.....L, 4-6 H

10/6/01.....W, 6-1 H
12/8/01.....L, 1-3 A
3/29/02.....W, 3-1 A
4/13/02.....L, 3-4* H
12/27/02.....W, 3-2 H
12/28/02.....OTL, 1-2* A
2/5/03.....L, 1-4 H
3/1/03.....OTL, 1-2* A
12/4/03.....L, 0-3 A
1/1/04.....T, 2-2* H
1/17/04.....OTL, 1-2* A
2/19/04.....W, 3-1 H
11/1/05.....L, 3-4 H
11/12/05.....L, 2-3 A
12/28/05.....L, 2-7 A
3/10/06.....L, 3-4 so H
12/22/06.....L, 1-4 H
12/29/06.....L, 3-4 A
2/24/07.....W, 4-2 A
2/25/07.....L, 2-3 H
12/7/07.....L, 2-3 A
12/10/07.....W, 3-2 H
2/24/08.....L, 1-2 ot H
2/29/08.....W, 4-0 A
10/18/08.....L, 3-4 so H
11/14/08.....W, 3-1 H
11/15/08.....L, 5-6 so A
2/3/09.....W, 5-2 A

NEW YORK ISLANDERS

Lead, 84-79-13-2

Home: 44-33-11-1

Away: 40-46-2-1

10/20/74.....L, 0-5 H
12/29/74.....L, 0-7 H
1/2/75.....L, 2-5 A
2/8/75.....L, 1-5 A
11/1/75.....L, 3-7 A
1/21/76.....L, 2-5 H
2/22/76.....L, 0-4 H
3/6/76.....L, 3-6 A
1/15/77.....L, 1-2 A
1/16/77.....T, 2-2 H
2/5/77.....T, 3-3 A
2/20/77.....T, 2-2 H
11/13/77.....L, 0-6 H
1/14/78.....L, 0-4 H
2/4/78.....L, 1-6 A
4/1/78.....L, 2-3 A
11/4/78.....L, 1-4 A
11/17/78.....L, 2-4 H
1/16/79.....L, 2-6 A
4/1/79.....W, 6-4 H
12/22/79.....L, 1-2 A
1/12/80.....L, 2-5 A
1/27/80.....W, 7-1 H
3/9/80.....W, 3-1 H
10/12/80.....L, 1-2 H
1/17/81.....L, 4-6 A
3/29/81.....L, 4-5 H
4/4/81.....L, 1-4 A
10/23/81.....L, 2-4 H
10/24/81.....L, 4-6 A
12/17/81.....L, 1-4 A
1/17/82.....T, 2-2 H
2/2/82.....L, 6-7 A
2/4/82.....L, 2-5 H
3/21/82.....L, 2-3 H
3/23/82.....L, 1-8 A
10/21/82.....L, 3-6 A
11/13/82.....W, 3-1 H
11/28/82.....T, 3-3 H
12/23/82.....W, 5-1 A
2/10/83.....L, 3-8 A
3/12/83.....L, 2-6 A
3/30/83.....L, 1-7 H
10/8/83.....L, 7-8* H
11/18/83.....W, 7-1 H

11/19/83.....L, 2-6 A
12/22/83.....L, 1-6 A
12/23/83.....W, 7-3 H
3/17/84.....W, 2-1 A
3/31/84.....L, 1-3 H
11/20/84.....L, 3-5 A
11/23/84.....L, 1-5 H
12/27/84.....W, 5-4* A
1/26/85.....W, 5-1 A
1/27/85.....W, 5-2 H
3/16/85.....L, 4-6 A
3/30/85.....W, 4-3 H
11/1/85.....W, 5-3 H
11/2/85.....L, 3-5 A
1/24/86.....L, 5-7 H
2/18/86.....W, 5-4 A
3/8/86.....W, 6-2 A
3/9/86.....W, 3-1 H
3/28/86.....L, 3-4 H
10/16/86.....L, 4-7 A
1/4/86.....L, 1-7 A
12/26/86.....W, 2-1 H
1/15/87.....W, 3-2 A
1/30/87.....T, 3-3* H
3/24/87.....W, 3-1 A
2/7/87.....T, 2-2* H
11/10/87.....L, 3-4* A
12/4/87.....L, 4-6 H
2/5/88.....L, 2-4 H
2/12/88.....W, 6-2 H
2/27/88.....W, 3-0 A
3/18/88.....T, 3-3* H
3/31/88.....L, 3-7 A
1/4/88.....W, 4-2 H
11/5/88.....L, 3-4* A
11/22/88.....W, 4-2 A
11/23/88.....W, 7-6 H
12/31/88.....L, 4-6 A
3/26/89.....W, 3-2 H
3/28/89.....L, 4-5 A
10/20/89.....L, 3-5 H
11/7/89.....W, 5-3 A
11/22/89.....W, 5-3 H
12/15/89.....L, 3-5 H
1/13/90.....L, 2-4 A
2/2/90.....L, 3-5 A
3/20/90.....W, 3-0 H
10/19/90.....W, 4-3 H
11/3/90.....W, 5-2 A
12/1/90.....W, 3-1 A
1/27/91.....W, 5-4* H
1/31/91.....W, 4-3* A
3/2/91.....W, 3-2 H
3/21/91.....W, 6-2 A
11/2/91.....W, 7-4 A
11/29/91.....L, 2-3 H
11/30/91.....L, 1-8 A
1/1/92.....W, 8-5 H
2/23/92.....W, 4-1 A
3/15/92.....W, 5-2 H
4/13/92.....T, 1-1* H
10/23/92.....L, 2-5 H
12/5/92.....W, 5-3 A
1/14/93.....W, 3-0 A
2/23/93.....W, 4-2 A
3/7/93.....L, 2-3 H
3/25/93.....W, 5-2 A
4/6/93.....L, 2-3 H
11/30/93.....L, 4-6 A
2/18/94.....W, 3-1 H
2/21/94.....L, 0-4 A
3/29/94.....T, 2-2* H
4/5/94.....L, 3-4* H
1/27/95.....W, 5-2 H
3/2/95.....W, 4-3 A
4/4/95.....W, 5-4 A
4/26/95.....W, 6-5 H
11/4/95.....W, 3-2 A
12/14/95.....W, 4-3* H

12/23/95.....L, 1-3 A
2/3/96.....W, 6-5* H
3/26/96.....W, 7-1 A
11/2/96.....L, 1-6 A
11/29/96.....L, 0-2 H
12/7/96.....L, 0-2 A
3/2/97.....L, 0-2 H
4/12/97.....W, 6-2 H
10/8/97.....W, 6-3 A
10/11/97.....W, 3-1 H
12/16/97.....T, 2-2* H
3/12/98.....W, 2-1 A
3/31/98.....W, 5-2 H
4/13/98.....W, 2-0 A
11/14/98.....W, 5-3 A
12/4/98.....W, 5-1 H
1/11/99.....W, 4-3 H
2/9/99.....W, 2-1 A
11/27/99.....W, 4-3 A
12/7/99.....W, 4-2 H
2/28/00.....W, 3-2 A
3/15/00.....W, 4-3 H
10/21/00.....T, 4-4* H
11/24/00.....W, 1-0 H
12/12/00.....W, 3-2 A
3/6/01.....W, 5-1 A
11/27/01.....T, 5-5* A
1/1/02.....W, 3-2 H
3/30/02.....W, 4-2 H
4/6/02.....L, 4-5 A
10/12/02.....W, 2-1 A
12/21/02.....W, 3-1 A
1/13/03.....W, 4-3* H
2/7/03.....W, 3-0 H
10/9/03.....W, 6-1 H
12/2/03.....W, 4-1 A
12/21/03.....L, 4-5 H
3/23/04.....L, 0-3 A
10/13/05.....L, 3-5 H
1/31/06.....L, 3-5 A
3/6/06.....W, 5-2 H
4/8/06.....L, 0-5 A
11/25/06.....L, 1-4 A
2/4/07.....W, 2-1 so H
3/3/07.....L, 2-6 H
3/10/07.....L, 2-5 A
10/8/07.....W, 2-1 A
10/18/07.....L, 2-5 H
12/22/07.....L, 2-3 ot A
2/20/08.....L, 2-3 so H
12/4/08.....W, 5-2 H
12/16/08.....W, 5-4 ot A
1/19/09.....W, 2-1 ot A
4/1/09.....W, 5-3 H

NEW YORK RANGERS

Lead, 85-74-18-5

Home: 49-31-9-3

Away: 36-43-9-2

10/9/74.....L, 3-6 A
12/12/74.....T, 6-6 H
2/9/75.....L, 3-7 A
2/11/75.....W, 7-4 H
12/7/75.....L, 2-5 A
1/23/76.....W, 7-5 H
2/18/76.....L, 4-11 A
3/16/76.....W, 5-2 H
11/10/76.....W, 7-5 A
12/1/76.....L, 1-4 A
12/28/76.....L, 2-5 H
3/25/77.....W, 7-2 H
12/21/77.....T, 5-5 A
12/30/77.....T, 3-3 H
3/12/78.....L, 2-8 A
3/24/78.....L, 4-11 H
11/26/78.....L, 4-9 H
1/24/79.....W, 5-1 H
2/18/79.....T, 6-6 A

3/20/79.....T, 2-2 H
10/14/79.....W, 5-3 A
12/15/79.....W, 5-4 H
12/30/79.....L, 2-5 A
2/2/80.....L, 3-6 H
10/18/80.....W, 8-2 H
12/10/80.....L, 2-6 A
12/26/80.....W, 7-3 H
2/21/81.....L, 4-6 A
11/7/81.....L, 1-3 H
12/20/81.....W, 3-2 A
12/26/81.....T, 4-4 H
1/3/82.....W, 4-3 A
1/24/82.....T, 4-4 A
1/27/82.....L, 4-5 H
3/14/82.....T, 5-5 A
3/20/82.....L, 3-4 H
10/6/82.....W, 5-4 A
12/10/82.....T, 4-4 H
1/1/83.....L, 2-7 H
2/16/83.....L, 4-5 A
3/3/83.....W, 4-3 A
3/27/83.....L, 4-5 A
4/3/83.....W, 3-0 H
10/13/83.....L, 3-4 A
11/12/83.....W, 7-4 H
11/16/83.....L, 1-4 A
11/25/83.....W, 3-1 H
12/7/83.....L, 5-7 A
1/2/84.....T, 2-2* H
3/3/84.....W, 5-1 H
10/20/84.....L, 5-6 H
11/7/84.....L, 3-4 A
11/28/84.....W, 2-1 A
12/15/84.....W, 4-2 H
12/16/84.....W, 6-3 A
1/19/85.....W, 7-1 H
2/28/85.....W, 5-4 A
10/10/85.....L, 2-4 A
11/29/85.....L, 2-5 H
12/29/85.....L, 5-6 A
1/1/86.....W, 3-0 H
3/1/86.....W, 4-0 H
3/2/86.....W, 4-2 A
4/5/86.....T, 4-4* H
10/13/86.....W, 7-6* A
12/14/86.....L, 1-3 H
12/17/86.....L, 1-6 A
2/4/87.....L, 2-3 A
2/7/87.....L, 4-5* H
3/1/87.....W, 7-3 H
4/1/87.....W, 5-1 A
10/17/87.....W, 4-3 H
10/19/87.....W, 4-2 A
1/8/88.....W, 8-4 H
2/6/88.....L, 0-3 H
2/11/88.....W, 5-3 A
3/12/88.....L, 2-4 H
3/16/88.....W, 8-4 A
10/19/88.....L, 1-5 A
10/21/88.....L, 1-4 H
12/19/88.....L, 1-3 A
12/23/88.....T, 2-2* H
1/4/89.....T, 3-3* A
2/1/89.....W, 4-3* A
3/11/89.....W, 4-2 H
10/13/89.....W, 7-4 H
12/23/89.....W, 3-2 H
1/3/90.....L, 1-2 A
2/23/90.....L, 3-6 H
2/28/90.....L, 2-3 A
3/31/90.....W, 2-1 H
4/1/90.....W, 3-2 A
10/10/90.....L, 2-4 A
10/13/90.....L, 2-5 H
11/28/90.....W, 6-3 A
12/17/90.....L, 3-5 A
12/28/90.....L, 3-5 H
2/22/91.....W, 3-2 H

Game-by-Game Results by Team

2/27/91T, 4-4*	A
10/11/91W, 5-1	H
10/14/91W, 5-3	A
11/13/91W, 5-3	A
12/13/91L, 3-5	H
12/26/91L, 6-8	H
2/7/92W, 6-2	H
3/9/92W, 5-2	A
10/9/92L, 2-4	H
10/21/92L, 1-2	A
11/11/92W, 7-4	A
12/4/92W, 8-4	H
12/29/92W, 4-3*	H
1/13/93L, 4-5	A
4/4/93L, 0-4	H
4/14/93W, 2-0	A
4/16/93W, 4-2	H
10/11/93L, 2-5	A
11/13/93L, 0-2	H
11/28/93L, 1-3	A
12/23/93L, 0-1	H
2/7/94W, 4-1	A
3/9/94L, 5-7	N
2/8/95L, 4-5	A
3/5/95W, 4-2	H
3/18/95W, 4-1	H
4/24/95L, 4-5	A
12/16/95W, 3-2	H
12/18/95L, 0-3	A
1/5/96T, 4-4*	H
2/27/96W, 5-3	A
3/9/96L, 1-6	H
4/10/96W, 4-1	A
10/23/96W, 3-2	A
11/9/96W, 3-2	H
1/9/97W, 2-0	H
1/22/97L, 3-5	H
3/12/97L, 2-3	A
12/2/97W, 3-2*	A
1/3/98L, 2-3	H
1/8/98W, 5-3	A
1/26/98T, 2-2*	A
4/14/98W, 3-1	H
1/7/99W, 5-1	H
1/26/99L, 1-4	H
2/1/99W, 3-1	A
3/4/99L, 2-4	H
3/15/99T, 1-1*	A
11/11/99OTL, 4-5*	H
12/17/99W, 3-2*	A
3/23/00W, 4-1	A
4/3/00W, 4-1	H
11/9/00L, 3-5	H
12/6/00L, 2-3	A
3/9/01W, 5-3	H
3/19/01L, 3-6	A
10/10/01W, 5-2	A
11/23/01W, 6-2	H
12/4/01W, 5-2	H
1/26/02L, 3-6	A
10/23/02W, 2-1	A
1/4/03T, 2-2*	A
1/15/03OTL, 1-2*	H
1/26/03W, 7-2	H
1/28/04W, 2-1	A
3/5/04L, 2-3	A
3/18/04W, 4-3	H
4/3/04OTL, 2-3*	H
10/10/05W, 3-2	H
11/26/05L, 3-2 so	A
12/3/05W, 5-1	H
3/16/06L, 4-5	A
10/5/06L, 2-5	A
11/11/06W, 3-1	H
12/30/06L, 1-4	A
2/10/07L, 2-5	H
10/12/07L, 1-3	A
11/1/07L, 0-2	A
12/12/07W, 5-4 ot	H

2/10/08W, 3-2 ot	H
11/9/08W, 3-1	H
12/23/08W, 5-4 ot	A
1/3/09W, 2-1	H
2/11/09L, 4-5 so	A
OTTAWA SENATORS		
Lead, 30-27-5-1		
Home: 17-11-4-0		
Away: 13-16-1-1		
10/16/92W, 5-1	H
12/7/92W, 6-5	A
12/21/92W, 4-3	A
1/23/93W, 6-4	H
12/4/93W, 6-1	A
12/17/93W, 11-2	H
4/6/94L, 5-6	A
4/9/94W, 8-4	H
2/23/95T, 5-5*	A
3/10/95T, 2-2*	H
3/21/95W, 1-0	H
1/11/96W, 6-1	H
2/1/96W, 4-2	A
3/29/96W, 5-0	H
4/6/96W, 4-3	A
11/27/96L, 1-2	H
1/15/97L, 1-5	A
2/18/97L, 1-6	H
4/3/97L, 0-4	A
11/27/97L, 1-3	A
12/27/97L, 0-3	H
1/13/98W, 4-0	H
3/14/98L, 0-4	A
11/7/98W, 8-5	A
11/20/98L, 1-4	H
1/1/99L, 3-4	H
2/13/99L, 1-2	A
11/3/99W, 3-1	H
1/16/00W, 2-1	H
3/25/00W, 4-3	A
4/4/00L, 0-4	A
12/27/00W, 5-1	A
1/18/01L, 4-5	A
1/30/01T, 1-1*	H
3/11/01W, 6-5	H
11/1/01L, 5-11	H
1/3/02L, 1-4	A
3/2/02W, 3-2*	A
4/5/02T, 0-0*	H
11/29/02L, 2-6	H
1/18/03L, 2-5	A
3/28/03W, 3-2	A
4/3/03L, 1-5	H
10/23/03L, 1-5	A
1/3/04L, 2-5	A
2/17/04T, 1-1*	H
3/8/04L, 1-4	H
1/4/06L, 1-3	H
3/2/06L, 1-7	A
3/12/06L, 2-5	H
4/1/06W, 1-0	A
11/6/06W, 4-3 ot	H
12/6/06W, 6-2	H
1/16/07L, 2-5	A
1/30/07L, 2-3	A
11/8/07W, 4-1	A
12/29/07W, 8-6	A
1/1/08W, 6-3	H
1/15/08W, 4-2	H
11/4/08L, 1-2 ot	A
12/12/08W, 5-1	H
1/20/09L, 2-3	A
2/1/09W, 7-4	H

PHILADELPHIA FLYERS		
Trail, 66-94-19-0		
Home: 37-38-13-0		
Away: 28-56-6-0		
Neutral: 1-0-0		
11/9/74L, 2-6	A
12/26/74L, 1-4	H
1/16/75L, 0-4	A
3/18/75L, 2-7	H
10/9/75L, 4-5	A
12/19/75L, 5-7	H
2/24/76T, 5-5	H
4/1/76L, 2-11	A
12/3/76T, 4-4	H
12/23/76L, 2-5	A
1/30/77T, 5-5	H
2/10/77L, 2-9	A
11/3/77L, 1-4	A
11/5/77L, 1-3	H
2/12/78L, 1-4	A
2/26/78L, 1-6	H
12/19/78T, 4-4	H
12/21/78L, 2-5	A
1/9/79L, 2-5	H
3/25/79L, 4-7	A
1/15/80L, 4-7	A
1/19/80T, 4-4	H
3/29/80T, 3-3	H
4/3/80L, 2-4	A
12/20/80L, 2-5	H
12/21/80W, 6-0	A
1/4/81L, 1-8	H
3/24/81W, 5-2	A
10/14/81L, 4-5	H
10/15/81L, 2-5	A
11/21/81W, 10-4	H
11/22/81W, 3-2	A
3/7/82L, 1-7	A
3/13/82W, 6-3	H
3/25/82W, 4-3	A
3/27/82T, 4-4	H
10/9/82L, 2-3	H
10/10/82L, 4-6	A
12/19/82W, 3-1	A
12/26/82L, 3-6	H
1/18/83W, 4-1	H
3/5/83W, 4-3	H
3/20/83W, 3-2	A
10/6/83L, 1-4	A
10/22/83W, 4-1	H
12/15/83L, 4-9	A
12/26/83L, 4-5	H
1/8/84W, 7-1	A
2/11/84W, 6-3	H
4/1/84W, 4-1	A
10/11/84T, 2-2*	A
10/13/84L, 2-4	H
12/23/84L, 4-7	A
12/26/84W, 6-0	H
2/9/85L, 4-5	H
3/7/85L, 6-9	A
3/8/85L, 2-4	H
10/13/85L, 2-4	H
1/9/86L, 0-4	A
1/18/86W, 5-2	H
2/22/86L, 1-3	A
3/13/86L, 0-2	A
3/23/86W, 6-5	H
4/6/86L, 3-5	A
10/11/86L, 1-6	H
11/16/86L, 2-6	A
11/28/86L, 2-4	H
1/3/87L, 1-4	H
1/11/87T, 2-2*	A
3/5/87L, 2-4	A
4/4/87W, 3-2*	H
10/22/87W, 4-1	A
12/26/87L, 2-3	H

1/5/88W, 3-1	A
1/31/88W, 1-0*	H
3/10/88L, 2-5	A
3/25/88W, 5-3	H
4/3/88T, 2-2*	A
12/6/88W, 4-3	H
12/15/88L, 1-4	A
12/27/88W, 4-3	H
1/26/89W, 1-0	A
2/5/89L, 1-3	H
3/24/89W, 6-1	H
3/30/89L, 4-5	A
10/6/89W, 5-3	H
12/1/89L, 2-3	H
12/5/89W, 4-3	A
12/19/89W, 2-1	A
1/28/90W, 7-2	H
12/11/90W, 4-1	H
3/10/90W, 4-3	A
3/29/90T, 2-2*	A
10/23/90W, 6-2	A
1/4/91T, 3-3*	H
1/24/91L, 1-6	A
2/10/91W, 5-2	H
3/16/91W, 6-0	H
3/28/91W, 3-0	A
10/4/91W, 5-2	H
12/5/91W, 4-3	A
12/22/91L, 3-4*	A
1/28/92L, 2-3	A
2/22/92W, 7-5	H
3/14/92L, 1-3	A
3/20/92L, 6-7	H
10/10/92L, 2-4	H
12/12/92W, 5-2	A
12/26/92T, 5-5*	H
1/7/93L, 2-8	A
3/5/93L, 0-3	H
3/11/93L, 4-6	A
4/8/93L, 3-4	A
10/15/93L, 0-3	H
12/9/93W, 4-2	A
12/21/93W, 4-1	A
1/29/94W, 4-2	A
2/2/94W, 5-2	N
3/4/94T, 3-3*	H
2/13/95L, 3-5	A
2/28/95L, 2-4	A
3/25/95T, 2-2*	H
4/8/95L, 1-3	H
10/11/95L, 1-2	A
11/14/95T, 2-2*	H
1/28/96W, 3-2*	H
2/22/96L, 3-5	A
3/3/96W, 3-0	H
10/30/96W, 4-2	H
11/14/96W, 5-2	A
1/11/97T, 3-3*	A
1/29/97L, 1-2	H
3/9/97L, 0-5	A
3/29/97L, 3-5	H
10/31/97T, 2-2*	H
1/9/98W, 4-1	H
1/31/98W, 3-2*	A
3/5/98L, 2-3	A
4/11/98L, 3-4	A
12/5/98L, 1-2	A
1/13/99L, 0-3	H
1/21/99L, 1-4	A
4/10/99L, 1-2	H
10/12/99W, 5-4	H
1/30/00W, 2-0	H
2/19/00L, 2-4	A
3/9/00L, 1-3	A
10/29/00T, 1-1*	A
11/18/00L, 3-5	A
12/30/00W, 6-3	H
1/28/01W, 4-2	H
10/20/01L, 3-6	A

10/30/01L, 0-3	H
11/15/01L, 0-5	A
12/26/01L, 1-4	H
10/19/02L, 1-3	A
11/2/02L, 1-2	A
11/9/02W, 4-1	H
3/10/03W, 2-1*	H
11/8/03L, 2-4	A
1/25/04L, 1-4	H
2/4/04L, 1-5	A
3/4/04W, 2-1	H
11/3/05L, 1-8	A
12/31/05W, 4-3 so	H
1/6/06L, 1-3	H
2/10/06L, 4-5	A
11/4/06W, 5-3	A
12/9/06W, 5-3	A
12/16/06W, 4-1	H
1/9/07W, 6-2	H
11/2/07L, 2-3	H
11/23/07W, 4-3 ot	A
1/13/08L, 4-6	H
2/6/08W, 4-3	A
12/20/08L, 1-7	A
1/6/09W, 2-1 so	H
2/24/09L, 2-4	H
3/12/09W, 2-1	A

12/10/95W, 6-1	A
1/16/96T, 1-1*	H
12/17/96L, 3-4	A
1/3/97W, 3-0	H
10/23/97T, 3-3*	A
3/16/98W, 2-1	H
2/24/99L, 1-2	H
3/25/99L, 2-4	A
10/23/99T, 2-2*	A
1/28/00W, 3-2*	H
11/14/00T, 2-2*	H
10/13/01L, 2-5	A
11/2/01T, 2-2*	H
12/13/02W, 4-3	A
1/1/03OTL, 1-2*	H
1/7/04L, 0-1	H
1/16/06W, 6-3	A
4/1/07L, 2-3	H
10/23/08L, 1-2	A

PITTSBURGH

PENGUINS

Trail: 79-86-16-4

Home: 47-35-9-3

Away: 32-51-7-1

11/16/74L, 1-8	A
11/18/74L, 0-6	H
1/19/75L, 2-3	H
2/26/75L, 1-3	A
3/15/75L, 1-12	A
4/6/75W, 8-4	H
10/7/75L, 2-4	H
10/11/75L, 5-7	A
11/12/75T, 6-8	H
1/24/76L, 2-6	H
3/19/76L, 3-7	H
4/3/76W, 5-4	A
11/30/76W, 6-4	H
12/18/76W, 5-3	A
1/6/77T, 3-3	A
2/22/77W, 3-1	H
2/26/77L, 1-2	A
3/30/77W, 4-3	A
10/14/77W, 2-1	H
12/4/77L, 2-4	H
12/28/77T, 2-2	A
1/21/78W, 3-2	H
1/27/78W, 5-2	A
4/8/78W, 6-4	A
10/21/78L, 1-5	A
11/1/78W, 6-4	H
11/29/78L, 3-5	A
12/1/78L, 4-7	H
1/20/79W, 5-2	A
3/17/79L, 2-5	H
3/21/79T, 2-2	A
4/8/79W, 5-2	H
10/20/79L, 1-5	A
12/7/79L, 3-5	H
3/30/80L, 0-4	A
4/1/80W, 6-2	H
11/12/80W, 3-1	A
12/12/80L, 2-6	H
1/21/81T, 4-4	A
2/26/81L, 5-7	H
11/11/81L, 2-3	H
12/12/81L, 4-7	A
12/30/81L, 2-6	A
1/31/82W, 8-3	H
2/6/82W, 6-4	H
3/10/82L, 2-7	H
3/28/82L, 5-6	A
3/31/82T, 4-4	A
10/27/82L, 5-7	A
12/2/82L, 5-4	H
12/18/82W, 3-1	A
12/28/82W, 6-3	H
1/26/83W, 6-2	H

Game-by-Game Results by Team

1/28/83.....W, 7-2	H
3/26/83.....T, 4-4	H
10/14/83.....L, 0-4	H
10/25/83.....W, 1-0	A
1/21/84.....W, 3-2	A
3/1/84.....W, 9-1	H
3/5/84.....W, 5-2	A
3/24/84.....W, 6-0	H
3/25/84.....W, 4-3	A
11/21/84.....T, 3-3*	A
12/2/84.....W, 9-1	H
1/16/85.....W, 5-4	A
1/17/85.....W, 6-2	H
3/24/85.....W, 7-3	H
4/6/85.....W, 7-4	A
4/7/85.....W, 7-3	H
11/6/85.....W, 4-1	A
11/19/85.....W, 4-3	H
11/20/85.....W, 3-1	A
2/12/86.....L, 1-8	A
3/11/86.....W, 5-3	H
3/17/86.....W, 5-3	A
4/1/86.....W, 5-3	H
10/9/86.....L, 4-5	A
11/22/86.....L, 4-5	H
1/1/87.....W, 4-3*	H
1/7/87.....L, 2-5	A
1/9/87.....W, 3-2	H
1/27/87.....L, 5-7	A
3/20/87.....W, 4-3	H
11/11/87.....L, 2-3	A
11/27/87.....L, 2-4	H
11/28/87.....T, 5-5*	A
1/1/88.....W, 5-3	H
2/2/88.....L, 2-3*	A
3/23/88.....L, 1-7	A
4/2/88.....L, 6-7*	H
10/7/88.....L, 4-6	H
10/11/88.....L, 7-8	A
11/25/88.....L, 3-5	H
11/30/88.....L, 4-6	H
1/2/89.....W, 8-0	H
3/3/89.....W, 4-2	H
3/22/89.....W, 5-4	A
11/24/89.....L, 4-7	H
11/25/89.....W, 4-1	A
12/6/89.....L, 3-5	A
12/21/89.....L, 2-5	A
12/26/89.....W, 6-3	H
1/12/90.....L, 4-6	H
2/8/90.....L, 5-7	H
10/5/90.....L, 4-7	H
11/23/90.....W, 7-3	H
11/24/90.....L, 2-3*	A
12/5/90.....W, 3-1	A
12/26/90.....L, 3-7	H
1/29/91.....L, 2-3*	A
2/24/91.....T, 5-5*	H
10/29/91.....W, 8-0	A
11/15/91.....W, 6-2	H
12/14/91.....W, 7-2	A
12/28/91.....L, 2-6	H
1/26/92.....W, 6-4	H
2/25/92.....W, 5-3	A
4/15/92.....L, 1-4	A
11/27/92.....W, 6-4	H
11/28/92.....L, 3-5	A
1/26/93.....L, 3-6	A
1/31/93.....T, 2-2*	H
2/28/93.....L, 2-4	H
3/18/93.....L, 5-7	A
3/28/93.....L, 1-4	H
11/18/93.....L, 2-3	A
11/26/93.....T, 4-4*	H
12/26/93.....W, 7-3	H
3/15/94.....W, 5-4*	A
1/29/95.....L, 1-4	H
4/11/95.....L, 1-3	A
4/22/95.....W, 2-1	A

5/2/95.....W, 7-2	H
11/17/95.....L, 2-3*	H
11/18/95.....L, 0-3	A
1/1/96.....W, 4-2	H
4/4/96.....L, 2-4	A
10/19/96.....L, 1-2	A
11/1/96.....W, 4-2	H
12/6/96.....L, 3-5	H
12/30/96.....L, 3-5	A
11/12/97.....W, 4-1	A
12/26/97.....L, 1-4	H
1/28/98.....T, 2-2*	H
2/4/98.....T, 2-2*	A
11/25/98.....W, 5-4	H
12/19/98.....L, 0-3	A
2/15/99.....L, 3-7	A
2/28/99.....W, 4-3	H
12/9/99.....L, 0-3	A
12/29/99.....W, 3-2*	H
2/1/00.....L, 2-3	A
3/30/00.....OTL, 3-4*	H
1/3/01.....L, 2-3	A
1/8/01.....L, 3-5	H
3/3/01.....W, 4-3	H
3/7/01.....W, 4-3	A
12/11/01.....T, 2-2*	H
12/21/01.....L, 3-4	A
12/22/01.....T, 4-4*	H
3/24/02.....L, 2-6	A
10/28/02.....L, 2-3	A
12/3/02.....W, 4-1	A
1/30/03.....W, 2-1	H
4/5/03.....W, 5-3	H
1/18/04.....W, 4-3	H
3/16/04.....L, 1-4	A
3/30/04.....W, 4-2	H
4/4/04.....L, 3-4	A
11/22/05.....L, 4-5	A
1/25/06.....L, 1-8	A
2/11/06.....L, 3-6	H
3/8/06.....W, 6-3	H
12/11/06.....L, 4-5 so	H
2/3/07.....L, 0-2	A
2/18/07.....L, 2-3	A
3/27/07.....L, 3-4	H
10/20/07.....L, 1-2	H
12/27/07.....L, 3-4 ot	A
1/21/08.....W, 6-5 so	A
3/9/08.....L, 2-4	H
10/16/08.....W, 4-3	A
1/14/09.....W, 6-3	A
2/22/09.....W, 5-2	H
3/8/09.....L, 3-4 so	H

ST. LOUIS BLUES

Trail, 35-36-12-0
Home: 22-15-4-0
Away: 13-21-8-0

12/7/74.....L, 2-8	A
12/8/74.....L, 1-3	H
2/15/75.....L, 1-7	A
2/23/75.....L, 2-7	H
11/9/75.....L, 3-5	H
11/15/75.....L, 2-9	A
1/8/76.....L, 2-4	A
2/13/76.....L, 0-2	H
1/2/77.....W, 2-1	H
1/23/77.....W, 6-3	H
1/29/77.....W, 5-2	A
2/19/77.....L, 1-4	A
11/15/77.....T, 2-2	A
12/11/77.....W, 2-1	H
3/4/78.....T, 3-3	A
3/19/78.....L, 2-3	H
11/21/78.....W, 4-3	A
11/22/78.....L, 1-3	H
12/2/78.....L, 2-5	A

3/10/79.....W, 7-5	H
12/8/79.....L, 1-5	A
3/5/80.....W, 7-5	H
3/22/80.....L, 2-6	A
3/26/80.....W, 4-2	H
10/24/80.....L, 2-3	H
10/25/80.....T, 3-3	A
2/28/81.....L, 4-7	A
3/21/81.....T, 3-3	H
1/9/82.....L, 4-7	A
2/25/82.....W, 9-1	H
3/3/82.....W, 8-4	H
10/30/82.....W, 6-5	A
11/5/82.....L, 3-4	H
1/8/83.....T, 3-3	A
1/5/84.....W, 5-1	H
2/18/84.....W, 4-2	A
3/18/84.....L, 3-5	H
12/11/84.....T, 3-3*	A
12/22/84.....W, 7-5	H
1/9/85.....W, 4-2	A
10/29/85.....W, 6-3	H
12/5/85.....W, 3-2*	H
3/15/86.....W, 5-4	A
12/20/86.....W, 5-3	H
1/5/87.....W, 6-4	A
3/14/87.....T, 3-3*	A
12/20/87.....T, 1-1*	H
1/16/88.....L, 1-3	A
3/22/88.....L, 3-5	H
11/29/88.....W, 4-3	H
1/28/89.....T, 4-4*	A
2/14/89.....W, 5-3	A
10/28/89.....L, 0-1	A
10/31/89.....T, 1-1*	H
3/13/90.....L, 1-4	H
12/20/90.....T, 3-3*	A
1/15/91.....L, 3-7	A
3/19/91.....L, 1-2	H
1/14/92.....W, 6-1	A
2/27/92.....L, 3-7	A
3/17/92.....W, 6-4	H
2/11/93.....W, 10-6	A
2/21/93.....W, 5-2	H
11/24/93.....W, 5-2	H
2/10/94.....W, 4-3	A
10/7/95.....W, 4-1	H
10/29/95.....W, 3-1	A
10/26/96.....W, 6-4	A
3/25/97.....W, 3-2	H
10/25/97.....L, 2-5	A
12/29/97.....W, 4-2	H
11/28/98.....L, 2-4	A
4/7/99.....L, 2-4	H
1/1/00.....T, 1-1*	H
3/20/00.....L, 1-2	A
11/2/00.....L, 0-2	A
11/3/01.....L, 1-4	A
1/30/02.....L, 1-4	H
1/28/03.....L, 3-5	H
10/18/03.....L, 1-4	A
1/19/06.....W, 5-4 so	H
10/27/07.....L, 3-4	A
12/18/08.....W, 4-2	H

SAN JOSE SHARKS

Trail, 8-15-1-1
Home: 5-7-0-1
Away: 3-8-1-0

2/9/92.....W, 6-2	H
2/18/92.....W, 4-2	A
2/16/93.....W, 4-3	A
3/21/93.....W, 5-3	H
10/30/93.....W, 4-2	A
11/16/93.....L, 1-2	H
11/21/95.....W, 3-2	H
12/2/95.....L, 3-5	A

12/11/96.....L, 2-3	A
12/20/96.....W, 3-2	H
11/22/97.....L, 2-5	H
12/10/97.....T, 3-3*	A
12/12/98.....L, 1-2	A
2/20/99.....W, 3-1	H
10/16/99.....L, 2-3	H
10/31/99.....L, 1-2	A
12/18/00.....L, 3-5	H
2/28/02.....L, 2-5	H
3/15/02.....L, 4-5	A
11/19/02.....L, 2-3	H
12/14/02.....L, 0-2	A
11/8/04.....L, 2-3	H
12/16/05.....L, 1-4	A
2/21/07.....L, 2-3 so	H
11/22/08.....L, 2-7	A

TAMPA BAY LIGHTNING

Lead, 54-24-6-4
Home: 28-10-4-2
Away: 26-14-2-2

11/6/92.....T, 2-2*	H
1/17/93.....W, 5-3	A
11/11/93.....W, 4-1	A
1/1/94.....T, 5-5*	H
2/5/94.....W, 6-3	H
3/1/94.....L, 3-4	H
3/20/94.....W, 3-0	A
2/26/95.....T, 1-1*	H
3/12/95.....W, 3-1	H
3/13/95.....W, 3-0	A
3/29/95.....W, 4-2	A
10/14/95.....W, 2-0	H
10/28/95.....W, 4-2	A
11/24/95.....L, 1-2	H
3/10/96.....L, 0-1	A
3/21/96.....T, 3-3*	A
3/31/96.....T, 1-1*	H
10/11/96.....W, 6-2	H
11/6/96.....W, 2-1	A
12/23/96.....W, 3-1	A
2/14/97.....W, 5-4*	H
2/15/97.....L, 1-4	A
1/21/98.....W, 3-2*	A
2/7/98.....L, 3-4	H
2/25/98.....L, 3-4	H
2/28/98.....L, 2-5	A
4/2/98.....W, 4-1	H
10/18/98.....W, 4-1	A
11/4/98.....L, 2-5	H
2/3/99.....W, 10-1	H
3/2/99.....W, 8-2	A
4/3/99.....L, 3-4	A
11/9/99.....W, 2-1	H
1/17/00.....W, 6-3	A
1/24/00.....W, 8-2	H
3/1/00.....W, 4-2	A
3/19/00.....W, 5-2	H
11/5/00.....L, 2-5	A
11/29/00.....W, 4-1	H
1/23/01.....W, 5-2	A
3/24/01.....W, 3-2	A
4/8/01.....W, 2-1	H
10/23/01.....T, 1-1*	A
11/21/01.....W, 3-2	H
2/9/02.....W, 4-2	A
2/11/02.....W, 3-1	H
4/3/02.....W, 4-1	H
10/25/02.....L, 2-3	A
11/1/02.....W, 3-2	H
12/23/02.....W, 3-0	H
2/4/03.....W, 5-1	A
2/17/03.....L, 1-3	A
11/4/03.....W, 5-1	A
11/14/03.....L, 2-5	H
2/3/04.....W, 2-1	H

2/23/04.....L, 3-6	H
2/28/04.....L, 2-4	A
3/27/04.....L, 1-4	A
10/16/05.....W, 3-2 so	H
10/28/05.....L, 2-4	A
11/15/05.....W, 4-3 so	H
11/23/05.....L, 3-4 so	H
1/29/06.....W, 2-1	H
2/4/06.....L, 0-5	A
3/23/06.....L, 3-4 ot	A
4/18/06.....W, 4-1	A
10/21/06.....L, 4-6	H
11/28/06.....W, 5-2	A
12/19/06.....L, 4-5	H
1/11/07.....L, 4-5	A
2/15/07.....L, 2-3 so	A
3/1/07.....L, 4-5 so	H
3/18/07.....W, 7-1	H
3/31/07.....L, 2-5	A
10/24/07.....W, 5-3	H
11/10/07.....L, 2-5	H
11/16/07.....L, 2-5	A
12/15/07.....W, 3-2	A
12/26/07.....W, 3-2	H
2/16/08.....W, 3-2	A
3/27/08.....W, 4-3 ot	A
4/3/08.....W, 4-1	H
11/10/08.....W, 4-2	H
1/1/09.....W, 7-4	H
2/14/09.....W, 5-1	A
3/19/09.....W, 5-2	A
3/27/09.....W, 5-3	H
4/9/09.....W, 4-2	A

TORONTO MAPLE LEAFS

Lead, 53-48-10-3
Home: 33-20-4-1
Away: 20-28-6-2

10/27/74.....L, 3-4	H
11/30/74.....L, 1-7	A
12/15/74.....W, 3-1	H
3/1/75.....L, 4-5	A
3/9/75.....L, 2-4	H
10/24/75.....L, 3-6	H
11/18/75.....L, 2-4	A
2/4/76.....T, 4-4	A
2/16/76.....L, 1-5	H
3/20/76.....L, 3-7	A
12/17/76.....W, 3-2	H
1/1/77.....L, 1-3	A
2/12/77.....L, 0-10	A
2/25/77.....W, 4-2	H
3/27/77.....W, 7-4	H
11/11/77.....L, 1-3	H
11/16/77.....L, 2-5	A
11/26/77.....T, 4-4	A
2/25/78.....L, 0-5	A
3/15/78.....L, 2-5	H
12/17/78.....W, 7-6	H
12/30/78.....T, 5-5	A
1/28/79.....T, 2-2	H
3/28/79.....L, 2-6	A
10/19/79.....L, 3-5	H
11/28/79.....L, 2-4	H
12/26/79.....W, 8-2	A
3/24/80.....L, 1-6	A
11/28/80.....W, 6-2	H
11/29/80.....W, 7-3	A
3/8/81.....W, 7-3	H
3/14/81.....L, 3-5	A
12/5/81.....L, 4-9	A
12/11/81.....W, 11-2	H
4/3/82.....W, 6-4	A
10/13/82.....W, 5-3	A
11/26/82.....W, 5-3	H
1/6/83.....L, 1-3	H
12/17/83.....W, 3-1	A

1/27/84.....W, 6-1	H
1/28/84.....W, 8-0	A
2/1/85.....T, 3-3*	H
2/5/85.....W, 4-1	A
3/14/85.....W, 4-0	H
10/16/85.....W, 6-5*	A
12/10/85.....W, 3-2	H
1/29/86.....L, 2-5	A
12/10/86.....L, 2-8	A
3/13/87.....W, 10-2	H
3/31/87.....W, 4-2	H
12/15/87.....L, 3-5	A
12/18/87.....W, 4-2	H
12/28/87.....T, 4-4*	A
10/14/88.....L, 1-3	H
1/6/89.....W, 3-0	H
1/11/89.....W, 3-2	A
10/21/89.....L, 4-8	A
11/3/89.....W, 2-1	H
1/8/90.....L, 6-8	A
11/14/90.....L, 3-5	A
11/21/90.....W, 5-3	H
12/22/90.....L, 2-5	H
10/9/91.....W, 5-4	A

Game-by-Game Results by Team

VANCOUVER CANUCKS

Lead, 39-33-9-1

Home: 23-15-4-0

Away: 16-18-5-1

12/17/74.....L, 2-4 A
 1/23/75.....L, 2-3 H
 2/1/75.....L, 2-5 A
 3/2/75.....L, 3-7 H
 10/14/75.....L, 2-7 A
 11/19/75.....L, 2-5 H
 1/6/76.....L, 3-5 H
 1/30/76.....L, 2-4 A
 10/13/76.....L, 1-4 A
 11/9/76.....W, 4-2 H
 12/7/76.....W, 4-3 H
 3/9/77.....L, 2-5 A
 12/6/77.....L, 2-5 H
 12/13/77.....L, 1-3 A
 1/31/78.....L, 2-4 A
 2/14/78.....L, 2-4 H
 12/9/78.....W, 7-5 A
 1/14/79.....W, 5-3 H
 2/3/79.....L, 1-5 H
 3/2/79.....W, 6-2 A
 10/27/79.....L, 3-5 A
 12/21/79.....W, 2-1 H
 1/11/80.....W, 7-4 H
 2/16/80.....W, 5-3 A
 12/9/80.....L, 2-4 H
 12/30/80.....T, 3-3 A
 1/29/81.....W, 3-1 H
 2/3/81.....T, 3-3 A
 10/28/81.....L, 0-3 A
 1/2/82.....W, 5-2 H
 3/17/82.....T, 6-6 H
 11/21/82.....L, 3-5 A
 2/18/83.....W, 2-1 A
 3/23/83.....T, 1-1 H
 11/4/83.....W, 5-4* H
 1/13/84.....W, 6-4 A
 2/28/84.....L, 2-3 H
 10/28/84.....W, 5-2 A
 2/21/85.....W, 6-2 A
 2/26/85.....W, 3-2 H
 11/15/85.....W, 5-3 H
 12/7/85.....W, 2-1 H
 12/17/85.....T, 4-4* A
 10/28/86.....W, 5-2 A
 11/5/86.....W, 3-2 H
 2/20/87.....W, 6-3 A
 10/27/87.....W, 3-2 A
 11/3/87.....W, 3-2 H
 3/6/88.....W, 7-2 H
 10/25/88.....W, 4-3* A
 2/19/89.....L, 2-3 A
 3/5/89.....W, 3-0 H
 11/14/89.....T, 4-4* A
 1/5/90.....L, 2-5 H
 3/17/90.....L, 1-3 H
 10/30/90.....W, 2-1 A
 2/5/91.....W, 5-3 H
 2/16/91.....L, 2-4 A
 10/24/91.....L, 1-3 A
 1/3/92.....T, 3-3* H
 3/29/92.....W, 7-4 H
 10/28/92.....L, 3-4 A
 3/2/93.....T, 3-3* H
 10/27/93.....W, 4-2 A
 11/5/93.....W, 3-2 H
 2/10/96.....T, 4-4* A
 3/12/96.....W, 9-0 H
 2/11/97.....W, 5-2 A
 3/11/97.....W, 4-1 H
 11/4/97.....W, 2-1 H
 3/28/98.....W, 3-2 A
 10/21/98.....L, 1-2 H
 11/1/98.....L, 1-4 A
 12/22/99.....L, 3-6 A

11/22/00.....W, 3-2* H
 2/14/01.....W, 4-3* A
 1/19/02.....L, 1-5 H
 3/23/03.....L, 0-6 A
 1/31/04.....L, 1-6 H
 10/27/06.....L, 2-3 so A
 10/26/07.....L, 2-3 H
 10/13/08.....W, 5-1 H

* or ot Overtime
 so Shootout

Longest Streak by Season

	OVERALL				HOME				ROAD			
	Winning	Undeclared	Losing	Winless	Winning	Undeclared	Losing	Winless	Winning	Undeclared	Losing	Winless
2008-09	7	-	4	-	9	-	4	-	5	-	4	-
2007-08	7	-	5	-	6	-	5	-	4	-	3 (2x)	-
2006-07	4	-	9	-	3 (2x)	-	7	-	4	-	9	-
2005-06	4	-	8	-	2 (3x)	-	5	-	2 (3x)	-	5	-
2003-04	2 (3x)	4	6	8	2	4 (2x)	3 (4x)	4	2 (2x)	2 (3x)	7	8
2002-03	4	5	3 (2x)	5	5	5 (2x)	3 (2x)	3	2 (3x)	4	3	4 (2x)
2001-02	4	5 (2x)	3 (3x)	6	3 (2x)	5	4	3	3	4	5	6
2000-01	5 (2x)	12	5	6	7	9	3	3 (2x)	5	9	3 (4x)	5
1999-00	6	11	3 (2x)	6	*10	*13	2 (2x)	3	4	5	3	3
1998-99	6	6	6	6 (2x)	5	5	4	7	3 (2x)	4	7	7
1997-98	4 (4x)	7	6	8	8	11	5	5 (2x)	4	4 (2x)	4 (2x)	6
1996-97	3 (2x)	6 (2x)	5	7	4 (3x)	6 (2x)	4 (2x)	4 (3x)	4	4	3 (2x)	6
1995-96	4 (2x)	7	3 (3x)	6	6	8	3	5	4	4 (3x)	3	5
1994-95	4 (2x)	7	3	5 (2x)	5	8	2 (2x)	2 (4x)	3 (2x)	3 (2x)	4	10
1993-94	6	7	6	6 (2x)	4	5 (2x)	3	5	4 (2x)	4 (2x)	4 (2x)	4 (2x)
1992-93	7 (2x)	7 (2x)	4 (3x)	5 (2x)	5 (2x)	*13	3	4 (2x)	5 (2x)	5 (2x)	4	4
1991-92	4 (4x)	4 (8x)	3	5	5	5	2 (2x)	3	5	5	2 (3x)	4
1990-91	5	5 (2x)	5	8	4	7	4	4	4 (2x)	5	4	5 (2x)
1989-90	4	4 (3x)	8	8	3	3 (2x)	3 (2x)	3 (3x)	4	4	5	5 (2x)
1988-89	8	8	3 (3x)	4	8	11	4	5	3 (2x)	8	3 (2x)	4
1987-88	5 (3x)	6	4	4 (3x)	5	5 (2x)	2 (2x)	4	3 (2x)	5	4	6
1986-87	6	9	4 (2x)	10	4	6	3	5	4	5	4	7
1985-86	8	8	3 (2x)	3 (4x)	8	8	2	2 (2x)	3 (2x)	7	2 (3x)	3
1984-85	7	8	3	5	6	7	2	2 (2x)	3 (4x)	9	5	5 (2x)
1983-84	*10	*14	7	7	7	7	3	3 (2x)	*6	7	4 (2x)	4 (3x)
1982-83	4	*14	3 (3x)	5 (2x)	6	12	4	5	3	*10	2 (4x)	5
1981-82	4	7	13	14	6	7	7	8	2 (2x)	3 (2x)	7	7 (3x)
1980-81	3	7	5 (2x)	13	3	5	3 (2x)	6	2 (2x)	6	4	11
1979-80	5	7	5	10	6	6	6	6	2	3	5	11
1978-79	4	6	5	10	5	7	5	6	2 (2x)	5	4 (3x)	7
1977-78	3	4 (2x)	6	20	2 (3x)	4	5	11	1 (7x)	3	5	10
1976-77	4	4 (2x)	5	11	3	7	3	5	1 (7x)	2	5	12
1975-76	1 (11x)	2	12	*25	2	4	7	*14	1 (5x)	1 (7x)	16	16
1974-75	1 (8x)	2	#17	17 (2x)	3	3	#11	11	1	1	*37	*37

* Franchise Record; # NHL Record

BEST AND WORST MONTHS

Month	2008-09 Season	Club High	Club Low
October	.611 (5-3-1)	.750 (9-3-0, 1991-92)	.083 (1-11-0, 1981-82)
November	.600 (8-5-2)	.750 (10-3-1, 1985-86)	.136 (1-9-1, 1975-76)
December	.786 (11-3-0)	.813 (12-2-2, 1984-85)	.107 (1-12-1, 1974-75); (0-11-3, 1975-76)
January	.625 (7-4-1)	.857 (11-1-2, 1999-00)	.115 (1-11-1, 1974-75)
February	.731 (9-3-1)	.864 (9-1-1-0, 2000-01)	.143 (2-12-0, 1974-75)
March	.538 (6-5-2)	.821 (11-2-1, 1983-84)	.077 (1-12-0, 1974-75)
April	.750 (4-1-1)	1.000 (3-0-0, 2007-08)	.222 (2-7-0, 1998-99)
May	The Capitals played one regular-season game in May (5/2/95), a 7-2 win against Pittsburgh.		

Most victories in one month	12	December, 1984
Most points in one month	26	December, 1984 (12-2-2)
Most losses in one month	13	January, 1976 (2-13-0)
Fewest victories in one month	0 (3x)	December, 1975; November, 1977; April, 2004
Fewest points in one month	2 (3x)	March, 1975 (1-12-0); October, 1981 (1-11-0); April, 2004 (0-1-1-1)
Fewest losses in one month	0	April, 2008 (3-0-0)
	1 (7x)	December, 1982; January, 2000; February, 2002; April, 2002, 2003, 2004, 2007, 2009

Special Teams History

Year	POWER PLAY			PENALTY KILLING			PENALTY MINUTES		SHORTHANDED	
	PP-ATT	PCT	NHL Rank	PK-ATT	PCT	NHL Rank	PIM	Avg.	SHG	SHGA
2008-09	85-337	25.2	2nd	75-387	80.6	17th	1,021	12.7	7	11
2007-08	65-346	18.8	10th	68-349	80.5	25th	975	11.9	5	8
2006-07	67-408	16.4	24th	82-414	80.2	T-23rd	1,233	15.0	12	14
2005-06	72-490	14.7	26th	116-550	78.9	28th	1,499	18.3	15	18
2003-04	64-334	19.2	6th	75-401	81.6	26th	1,282	15.6	4	5
2002-03	57-331	17.2	14th	72-384	81.3	T-27th	1,268	15.5	8	4
2001-02	58-299	19.4	3rd	58-325	82.2	24th	1,043	12.7	2	8
2000-01	75-353	21.2	4th	62-391	84.1	13th	1,141	13.9	6	7
1999-00	43-287	15.0	21st	47-341	86.2	7th	994	12.1	9	3
1998-99	52-301	17.3	9th	55-353	84.4	15th	1,281	15.6	8	7
1997-98	55-350	15.7	13th	39-361	89.2	1st	1,198	14.6	14	4
1996-97	51-322	15.8	12th	54-354	84.7	9th	1,652	20.1	8	10
1995-96	63-403	15.6	22nd	67-385	82.6	T-11th	1,553	18.9	12	7
1994-95	45-226	19.9	6th	34-220	84.5	7th	1,144	23.8	13	2
1993-94	70-386	18.1	18th	74-403	81.6	13th	2,007	23.9	8	12
1992-93	97-445	21.8	4th	74-433	82.9	7th	1,709	20.3	10	8
1991-92	92-412	22.3	2nd	60-368	83.7	4th	1,777	22.2	14	15
1990-91	64-340	18.8	12th	44-314	86.0	1st	1,839	23.0	13	15
1989-90	79-412	17.0	19th	71-370	80.8	8th	2,204	27.6	9	15
1988-89	96-443	21.7	7th	73-362	79.8	11th	1,836	23.0	7	13
1987-88	94-469	20.0	11th	75-394	81.0	6th	1,680	21.0	8	15
1986-87	65-355	18.3	18th	58-326	82.2	5th	1,722	21.5	9	15
1985-86	82-362	22.7	9th	67-350	80.9	5th	1,418	17.7	13	6
1984-85	79-331	23.9	4th	68-286	76.2	15th	1,161	14.5	6	7
1983-84	77-382	20.2	19th	39-293	86.7	1st	1,252	15.7	8	18
1982-83	75-358	20.9	18th	53-288	81.6	4th	1,329	16.6	3	11
1981-82	93-418	22.2	13th	67-309	78.3	9th	1,922	24.2	8	11
1980-81	74-394	18.8	19th	83-318	73.9	20th	1,872	23.4	8	14
1979-80	54-295	18.3	18th	65-248	73.8	19th	1,198	15.0	5	4
1978-79	57-302	18.9	15th	63-279	77.4	17th	1,312	16.4	5	12
1977-78	34-278	12.2	18th	73-260	71.9	17th	1,332	16.7	2	15
1976-77	39-293	13.3	17th	62-285	78.2	11th	1,231	15.4	10	14
1975-76	53-375	14.1	17th	64-252	74.6	15th	951	11.9	2	3
1974-75	48-372	12.9	18th	94-328	71.3	18th	1,085	13.6	8	18
TOTALS	2,265-12,209	18.6%		2,231-11,681	80.9%		48,121	17.7	279	349

HOME ATTENDANCE HISTORY

Year	Games	Attendance	Average	Sellouts
2008-09	41	741,992	18,097	29
2007-08	41	634,381	15,473	8
2006-07	41	571,169	13,931	3
2005-06	41	570,113	13,905	2
2003-04	41	603,528	14,720	2
2002-03	41	647,272	15,787	5
2001-02	41	710,990	17,341	14
2000-01	41	636,914	15,534	11
1999-00	41	593,922	14,486	7
1998-99	41	708,531	17,281	20
1997-98 (MCI Center)	31	489,603	15,794	7
(US Airways)	10	136,682	13,668	3
1996-97	41	646,234	15,762	19
1995-96	41	621,357	15,155	23
1994-95	24	339,816	14,159	2
1993-94	41	600,622	14,649	4
1992-93	41	650,067	15,855	5
1991-92	40	663,591	16,590	12
1990-91	40	664,330	16,608	9
1989-90	40	690,023	17,251	18
1988-89	40	680,506	17,013	23
1987-88	40	638,212	15,955	13
1986-87	40	611,561	15,289	12
1985-86	40	599,894	14,997	12
1984-85	40	560,309	14,008	9
1983-84	40	473,479	11,837	4
1982-83	40	495,050	12,376	2
1981-82	40	455,086	11,377	2
1980-81	40	472,013	11,800	4
1979-80	40	442,491	11,062	3
1978-79	40	397,007	9,925	0
1977-78	40	434,864	10,872	2
1976-77	40	437,252	10,931	3
1975-76	40	393,412	9,835	3
1974-75	40	400,171	10,004	2
TOTALS	1,359	19,412,444	14,284	297
Verizon Center Totals	441	6,908,415	15,665	108

Opening Game Results

Year	Home Opener	Date	Road Opener	Date
2008-09	Washington 4 - Chicago 2	10/11	*Atlanta 7 - Washington 4	10/10
2007-08	Washington 2 - Carolina 0	10/6	*Washington 3 - Atlanta 1	10/5
2006-07	Washington 5 - Carolina 2	10/7	*NY Rangers 5 - Washington 2	10/5
2005-06	*Washington 3 - Columbus 2	10/5	Atlanta 8 - Washington 1	10/8
2003-04	*Washington 6 - NY Islanders 1	10/9	Washington 2 - Toronto 2	10/13
2002-03	*Washington 5 - Nashville 4	10/11	Washington 2 - NY Islanders 1	10/12
2001-02	*Washington 6 - New Jersey 1	10/6	Boston 4 - Washington 0	10/8
2000-01	*Los Angeles 4 - Washington 1	10/6	Washington 3 - Carolina 3 OT	10/7
1999-00	Washington 2 - Los Angeles 2	10/9	*Florida 4 - Washington 3	10/2
1998-99	*Washington 1 - Anaheim 0	10/10	Washington 4 - Tampa Bay 1	10/18
1997-98	Washington 6 - Buffalo 2	10/3	*Washington 4 - Toronto 1	10/1
1996-97	*Chicago 5 - Washington 2	10/5	Dallas 5 - Washington 3	10/8
1995-96	*Washington 4 - St. Louis 1	10/7	Philadelphia 2 - Washington 1	10/11
1994-95	Washington 5 - NY Islanders 2	1/27	*Washington 1 - Hartford 1 OT	1/21
1993-94	New Jersey 6 - Washington 3	10/8	*Winnipeg 6 - Washington 4	10/6
1992-93	NY Rangers 4 - Washington 2	10/9	*Washington 6 - Toronto 5	10/6
1991-92	*Washington 5 - Philadelphia 2	10/4	Washington 5 - Toronto 4	10/9
1990-91	*Pittsburgh 7 - Washington 4	10/5	NY Rangers 4 - Washington 2	10/10
1989-90	*Washington 5 - Philadelphia 3	10/6	Hartford 4 - Washington 1	10/11
1988-89	*Pittsburgh 6 - Washington 4	10/7	Pittsburgh 8 - Washington 7	10/11
1987-88	Washington 6 - Chicago 4	10/10	*Boston 4 - Washington 3	10/8
1986-87	Philadelphia 6 - Washington 1	10/11	*Pittsburgh 5 - Washington 4	10/9
1985-86	Philadelphia 4 - Washington 2	10/13	*NY Rangers 4 - Washington 2	10/10
1984-85	Philadelphia 4 - Washington 2	10/13	*Philadelphia 4 - Washington 2	10/11
1983-84	NY Islanders 8 - Washington 7 OT	10/8	*Philadelphia 2 - Washington 1	10/6
1982-83	Philadelphia 3 - Washington 2	10/9	*Washington 5 - NY Rangers 4	10/6
1981-82	Washington 6 - Detroit 3	10/10	*Buffalo 5 - Washington 3	10/7
1980-81	*Washington 4 - Winnipeg 1	10/10	Chicago 8 - Washington 4	10/19
1979-80	Boston 5 - Washington 2	10/13	*Buffalo 8 - Washington 3	10/11
1978-79	Atlanta 6 - Washington 3	10/14	*Washington 4 - Los Angeles 2	10/11
1977-78	*Washington 2 - Pittsburgh 1	10/14	Cleveland 4 - Washington 2	10/15
1976-77	*Washington 6 - Atlanta 5	10/5	Washington 3 - Detroit 3	10/7
1975-76	*Pittsburgh 4 - Washington 2	10/7	Philadelphia 5 - Washington 4	10/9
1974-75	Washington 1 - Los Angeles 1	10/15	*NY Rangers 6 - Washington 3	10/9

*Denotes first game of the season

First game of season	16-17-1-0
Home openers	18-14-2-0
Road openers	8-22-3-0

Season opener at US Airways	6-4-0	Home opener at US Airways	10-13-1
Season opener at Verizon Center	5-1-0-0	Home opener at Verizon Center	8-1-1-0
Season opener on road	5-11-1-0		

HOLIDAY RECORDS

Holiday	Home	Road	Overall
Halloween	2-1-2-0	0-3-1-0	2-4-3-0
Thanksgiving	0-0-0-0	0-2-0-0	0-2-0-0
New Year's Eve	1-0-0-0	2-3-0-0	3-3-0-0
New Year's Day	14-5-3-1	0-1-0-0	14-6-3-1
Super Bowl Sunday	12-4-1-0	0-1-1-0	12-5-2-0
Valentine's Day	2-1-0-0	5-3-0-0	7-4-0-0
St. Patrick's Day	5-4-1-0	4-0-0-0	9-4-1-0
Easter	3-4-0-0	0-2-1-0	3-6-1-0

Capitals Hat Tricks

Player	Opp.	Date	Goaltender	Score
Ovechkin	FLA	2/15/09	Vokoun	4-2
Ovechkin	OTT	2/1/09	Elliott/Auld	7-4
Ovechkin	ATL	11/26/08	Pavelec	5-3

Ovechkin	BOS	3/3/08	Auld/Thomas	10-2
Ovechkin (4)	MTL	1/31/08	Huet	5-4
Ovechkin (4)	OTT	12/29/07	Gerber	8-6

Semin	TB	3/18/07	Denis	7-3
Clark	BOS	3/15/07	Thomas	3-4
Ovechkin	ATL	12/15/06	Lehtonen	3-2
Semin	CAR	10/7/06	Ward	5-2

Clark	FLA	3/18/06	Luongo	3-4
Ovechkin	ANA	1/13/06	Giguere	3-2

Bondra	CBJ	11/29/03	Brathwaite/Denis	5-3
Lang	CAR	11/12/03	Storr/Weekes	7-1

Jagr	TB	2/04/03	Grahame	5-1
Jagr	FLA	1/11/03	Hurme/Luongo	12-2

Bondra	EDM	3/10/02	Salo	4-2
--------	-----	---------	------	-----

Bondra	NYR	3/9/01	Hebert	5-3
Bondra	TOR	2/1/01	Joseph	5-4
Bondra (4)	OTT	12/27/00	Hurme/Lalime	5-1
Konowalchuk	PHI	11/18/00	Boucher	3-5

Zednik	DET	10/31/00	Osgood	6-2
--------	-----	----------	--------	-----

Gonchar	MTL	1/4/00	Hackett	6-1
Bondra	PHI	10/12/99	Vanbiesbrouck	5-4

Bondra	CAR	2/5/99	Kidd	4-1
Bondra (4)	TB	2/3/99	Schwab/Ranford	10-1

Bondra	OTT	11/7/98	Rhodes/Tugnutt	8-3
--------	-----	---------	----------------	-----

Bondra	NYR	1/8/98	Richter	5-3
Oates	NYI	10/8/97	Salo	6-3

Svejkovsky (4)	BUF	4/13/97	Shields	8-3
Bondra (4)	COL	3/6/97	Billington	6-3
Bondra	ANA	12/13/96	Shtalenkov	4-5
Juneau	PIT	11/1/96	Wreggett	4-2

Bondra (4)	BUF	4/3/96	Trefilov	5-1
Bondra	NYI	3/26/96	Soderstrom	7-1
Bondra (4)	NYI	2/3/96	Soderstrom	6-5
Bondra	OTT	1/11/96	Beaupre	6-1
Konowalchuk	NYR	1/5/96	Healy	4-4
Konowalchuk	WPG	12/10/95	Cheveldae	6-1

Bondra	HFD	4/21/95	Burke	6-3
--------	-----	---------	-------	-----

Krygier	OTT	4/9/94	Billington/Madeley	8-4
Burridge	PIT	3/15/94	Barrasso	5-4
Bondra (5)	TB	2/5/94	Puppa/Jablonski	6-3
Burridge	LA	10/22/93	Hrudey	6-3

Khristich	HFD	3/19/93	Gosselin	5-2
Khristich	STL	2/11/93	Joseph/Hebert	10-6
Hatcher	NYR	1/13/93	Vanbiesbrouck	4-5

Hunter	PHI	3/20/92	Hextall	6-7
Druce	SJ	2/9/92	Hackett	6-2
Pivonka	NYR	12/26/91	Richter	6-8

Ciccarelli	EDM	2/8/91	Takko	6-3
Ridley	NJ	12/7/90	Burke	5-2
Bondra	NYR	11/28/90	Richter	6-3

Player	Opp.	Date	Goaltender	Score
Courttnall	PHI	1/28/90	Wregget	7-2
Ciccarelli (4)	QUE	2/6/90	Gordon	12-2

Ciccarelli (4)	HFD	3/18/89	Liut	8-2
Courttnall	BOS	3/9/89	Moog	7-2
Ridley	PHI	12/6/88	LaForest	4-3
Christian	NJ	10/15/88	Suave	8-5
Ridley (4)	PIT	10/11/88	Young	7-8

Christian	CGY	12/8/87	Vernon	4-5
Gartner	CHI	10/10/87	Pang	6-4
Adams	LA	3/17/87	Melanson	4-5
Gartner (4)	VAN	2/20/87	Caprice	6-4

Gartner	STL	3/15/86	Millen	5-4
Gartner	NJ	1/4/86	Resch/St. Laurent	9-3
Gartner	STL	10/29/85	May	6-3

Gartner	VAN	2/21/85	R. Brodeur	6-2
Haworth	VAN	10/28/84	R. Brodeur	5-2

Gustafsson (5)	PHI	1/8/84	Lindbergh	7-1
Gustafsson	NYI	12/23/83	Melanson	7-3
Gartner	WPG	10/30/83	Hayward	7-3

Gartner	BOS	3/13/83	Peeters	6-4
Haworth	CGY	2/24/83	Edwards	4-2
Houston	NYI	10/21/82	Edwards	3-6

Maruk	CGY	3/5/82	Lemelin	8-6
Valentine (4)	HFD	2/27/82	Millen	7-1
Carpenter (4)	STL	2/25/82	Liut	9-1
Maruk	QUE	2/7/82	Bouchard	5-5
Maruk (4)	WPG	12/4/81	Staniowski	7-3
Gartner	CGY	12/2/81	Lemelin	9-3
Tookey	PHI	11/21/81	St. Croix	10-4
Maruk	PHI	11/21/81	St. Croix	10-4

Maruk	DET	4/5/81	Lozinski	7-2
Gartner	PHI	3/24/81	Peeters	5-2
Maruk	TOR	3/8/81	Rutherford	7-3
Kelly	LA	2/7/81	Lessard	4-4
Pronovost	COL	12/6/80	Smith	8-6
Maruk	HFD	11/15/80	Garrett	8-4
Maruk	PIT	11/12/80	Holland	3-1
Gartner (4)	NYR	10/18/80	Soetaert	8-2

Gartner	STL	3/5/80	Liut	6-3
Charron	TOR	12/26/79	Palmateer/Harrison	8-2
Gartner	QUE	12/1/79	Hogosta	7-2
Maruk (4)	NYR	10/14/79	Thomas	5-3

Rowe (4)	STL	3/10/79	Staniowski	7-5
Maruk	COL	1/12/79	Plasse/Oleschuk	8-1
Lofthouse	VAN	12/9/78	Hanlon	7-5

Charron	BOS	3/28/78	Grahame	4-4
Charron	CLV	3/18/78	Edwards	8-3
Bailey	COL	2/28/78	Favell	7-4

White	DET	2/21/76	Rutherford	5-1
Monahan	PIT	11/12/75	Inness	6-6
White	CHI	10/26/75	Esposito	7-5

Gilbertson (4)	PIT	4/6/75	Johnson	8-4
Londe	DET	3/30/75	Richardson	5-8

Hat Tricks Against the Capitals

Player	Team	Date	Goaltender	Score
Cole	EDM	1/13/09	Theodore	2-5
Hartnell	PHI	12/20/08	Theodore	1-7
Fisher	OTT	12/29/07	Kolzig	8-6
Stillman	CAR	11/5/07	Kolzig	0-5
Guerin	NYI	10/18/07	Kolzig	2-5
Jokinen	FLA	2/27/07	Johnson/Cassivi	5-6
Weiss	FLA	1/13/07	Kolzig/Johnson	3-7
Cole	CAR	11/9/06	Johnson	0-5
Sim	FLA	2/7/06	Kolzig	0-5
Pyatt	BUF	11/17/05	Johnson	5-8
Afinogenov	BUF	12/31/03	Ouellet	1-7
Satan	BUF	12/31/03	Ouellet	1-7
Pisani	EDM	3/22/03	Kolzig	3-5
Madden	NJ	2/05/03	Kolzig (1 EN)	1-4
Kovalchuk	ATL	12/06/02	Billington	7-6
Czerkawski	NYI	11/27/01	Billington	5-5
Alfredsson	OTT	11/13/01	Billington/Kolzig	5-11
Recchi	PHI	10/20/01	Billington/Kolzig	3-6
Langkow	PHX	10/13/01	Billington	2-5
Elias	NJ	4/3/01	Kolzig	4-6
Straka	PIT	1/8/01	Kolzig	3-5
Harvey	SJ	12/18/00	Kolzig	3-5
Barnes	PIT	11/25/98	Kolzig	5-4
Satan	BUF	3/1/98	Kolzig	0-3
Lemieux	COL	11/18/97	Ranford	6-6
Fedorov (5)	DET	12/26/96	Carey	4-5
Garpenlov	FLA	1/23/96	Carey	4-5
Kurri	LA	10/12/96	Kolzig	4-7
Turgeon	MTL	4/17/95	Carey	2-5
Yashin	OTT	2/23/95	Dafoe	5-5
Damphousse	MTL	2/4/94	Tabaracci	0-4
Neely	BOS	1/2/94	Tabaracci	2-8
Verbeek	HFD	12/7/93	Tabaracci/Beaupre	1-6
Green	NYI	11/30/93	Tabaracci	4-6
Selanne	WPG	10/6/93	Beaupre	4-6
Lemieux	PIT	3/18/93	Beaupre/Hrivnak	5-7
Stevens	PIT	1/26/93	Beaupre	3-6
Dineen	PHI	1/7/93	Hrivnak/Kolzig	2-8
Lindros	PHI	12/26/92	Hrivnak/Beaupre	5-5
Mogilny	BUF	12/23/92	Beaupre	1-4
Selanne	WPG	12/11/92	Hrivnak	8-6
Hull	STL	2/27/92	Hrivnak	3-7
King	NYI	1/1/92	Beaupre	8-5
Stastny	NJ	12/29/91	Beaupre	4-3
Messier	NYR	12/13/91	Beaupre	3-5
Turgeon	NYI	11/30/91	Liut	1-8
Richer	NJ	11/20/91	Hrivnak	5-6
Maley	NJ	10/18/91	Hrivnak	6-5
Mogilny	BUF	3/31/91	Beaupre	2-5
MacLean	NJ	2/25/91	Hrivnak/Liut	1-5
Tocchet	PHI	1/24/91	Liut	1-6
Leeman	TOR	1/8/90	Beaupre/Mason	6-8
Vukota	NYI	10/20/89	Beaupre	3-5
MacLean	NJ	12/7/88	Malarchuk	1-5
Brown	PIT	11/25/88	Malarchuk	3-5
Mullen	NYR	10/19/88	Malarchuk	1-5
Lemieux	PIT	10/11/88	Malarchuk/Peters	7-8
Lemieux (4)	PIT	4/2/88	Malarchuk	6-7
Savard	CHI	1/17/88	Malarchuk	4-5
Makela	NYI	12/4/87	Malarchuk	4-6
LaFontaine	NYI	11/10/87	Malarchuk	3-4
Nicholls	LA	3/17/87	Mason/Peters	4-5
Ridley	NYR	12/17/86	Mason	1-6
Bourne	LA	11/18/86	Peters	5-6
Cunneynworth	PIT	10/9/86	Jensen	4-5
Propp	PHI	4/6/86	Peters	3-5
Trottier	NYI	1/24/86	Peters	5-7
Ludzik	CHI	12/28/85	Jensen	5-7
Vaive	TOR	10/16/85	Jensen	6-5
Poulin	PHI	3/7/85	Riggin/Jensen	6-9
Kerr	PHI	3/7/85	Riggin/Jensen	6-9
Kerr (4)	PHI	2/9/85	Riggin	4-5
Kerr	PHI	12/23/84	Riggin	4-7
Kurri	EDM	11/9/84	Riggin	5-8

Player	Team	Date	Goaltender	Score
Bossy	NYI	2/10/83	Jensen	3-8
Dionne	LA	1/11/83	Riggin	7-9
Sutter	STL	10/30/82	Riggin	6-5
Boutette	PIT	10/27/82	Parro	5-7
Trottier	NYI	10/21/82	Riggin	3-6
Perreault	BUF	10/16/82	Parro/Riggin	2-9
Bossy (4)	NYI	3/23/82	Jensen/Parro	1-8
Sutter	NYI	2/2/82	Parro	6-7
Sutter	STL	1/9/82	Parro	4-7
Middleton	BOS	12/23/81	Parro	4-7
Derlago	TOR	2/5/81	Jensen	4-9
Hunter	QUE	10/21/81	Palmeete	3-6
Florek	QUE	3/18/81	Parro/Palmeete	4-6
Sittler	TOR	3/14/81	Palmeete	3-5
Pettersson	STL	2/28/81	Palmeete	5-7
P. Stastny (4)	QUE	2/22/81	Stephenson/Palmeete	7-11
A. Stastny	QUE	2/22/81	Stephenson/Palmeete	7-11
Richard	QUE	2/22/81	Stephenson/Palmeete	7-11
Maloney	NYR	2/21/81	Palmeete	4-6
Seiling	BUF	2/12/81	Parro	3-6
Bossy	NYI	1/17/81	Boutin	4-6
Dionne	LA	11/5/80	Palmeete	3-5
Dupont	WPG	11/2/80	Stephenson	4-4
Lysiak	CHI	10/19/80	Palmeete	4-8
MacDonald	EDM	2/15/80	Stephenson	2-8
Mondou	MTL	4/7/79	Bedard	3-10
Esposito	NYR	2/18/79	Inness	6-6
Mondou	MON	2/4/79	Inness	4-8
Potvin	NYI	1/16/79	Inness	2-6
Lysiak	ATL	10/14/78	Bedard	3-6
Esposito	NYR	3/24/78	Wolfe/Bedard	4-11
Duguay	NYR	3/24/78	Wolfe/Bedard	4-11
Mulvey	CHI	3/22/78	Bedard	2-6
Houle	MON	2/17/78	Wolfe	2-8
Bossy	NYI	2/4/78	Wolfe	1-6
Goring	LA	2/1/78	Bedard/Wolfe	3-8
McCourt	DET	1/22/78	Bedard	3-6
Koroll	CHI	1/18/78	Wolfe	2-5
Perreault	BUF	11/19/77	Wolfe	6-7
Dionne	LA	11/8/77	Smith	1-5
Federko	STL	2/19/77	Low	1-4
Goring	LA	2/2/77	Low	2-7
Eriksson	MIN	11/27/76	Low	1-6
Murphy	LA	10/16/76	Low	1-7
Barber	PHI	4/1/76	Low	2-11
Sittler	TOR	3/20/76	Low	3-7
Vickers	NYR	2/18/76	Low	4-11
Bucyk	BOS	1/11/76	Low	4-7
Merrick	CAL	1/2/76	Wolfe/Low	5-8
Stanfield	BUF	12/21/75	Low/Wolfe	2-14
Martin (4)	BUF	12/21/75	Low/Wolfe	2-14
MacLeish	PHI	12/19/75	Wolfe	5-7
Bergeron	DET	12/12/75	Low	3-5
Shutt	MTL	12/6/75	Wolfe	3-9
Pronovost	PIT	11/12/75	Wolfe	6-6
Dionne	LA	10/28/75	Belhumeur	0-6
Martin	BUF	10/19/75	Low	4-5
Orr	BOS	3/22/75	Low	2-8
MacLeish	PHI	3/18/75	Low	2-7
Pronovost	PIT	2/26/75	Belhumeur	1-3
Pappin	CHI	2/22/75	Belhumeur	3-10
Ramsay	BUF	2/21/75	Low	4-9
Lever	VAN	2/1/75	Low	2-5
Lafleur	MTL	1/4/75	Low	0-10
Luce	BUF	12/22/74	Low	0-4
Perreault	BUF	12/5/74	Adams	2-9
Martin (4)	BUF	12/3/74	Adams	3-5
Orr	BOS	11/7/74	Adams	4-10
Redmond	DET	10/19/74	Belhumeur	4-6

Hat Trick History

HAT TRICKS FOR AND AGAINST BY TEAM

Franchise	Capitals	Opp.	Franchise	Capitals	Opp.
Anaheim	2	0	Minnesota	0	0
Atlanta	2	1	Montreal	2	7
Boston	4	5	Nashville	0	0
Buffalo	2	16	New Jersey	6	7
Calgary	4	1	NY Islanders	5	15
California	0	1	NY Rangers	7	8
Carolina	8	3	Ottawa	6	3
Chicago	2	6	Philadelphia	9	13
Cleveland	1	0	Phoenix	2	4
Colorado	4	6	Pittsburgh	5	6
Columbus	1	0	St. Louis	6	5
Dallas	0	1	San Jose	1	1
Detroit	4	4	Tampa Bay	4	0
Edmonton	2	4	Toronto	3	5
Florida	3	4	Vancouver	4	1
Los Angeles	3	10	TOTAL	99	133

CAPITALS CAREER HAT TRICK LEADERS

Player	Hat Tricks
Peter Bondra	19
Mike Gartner	13
Dennis Maruk	10
Alex Ovechkin	8
Steve Konowalchuk	3
Guy Charron	3
Dino Ciccarelli	3
Mike Ridley	3
Randy Burridge	2
Dave Christian	2
Chris Clark	2
Geoff Courtnall	2
Bengt Gustafsson	2
Alan Haworth	2
Jaromir Jagr	2
Dmitri Khristich	2
Alexander Semin	2
Tony White	2



Peter Bondra holds Washington's career hat tricks mark with 19.

Capitals Shutouts

Year	(No.)	Date	Opponent	Goaltender	Score
2008-09	(2)	3/17/09	@ FLA	Theodore	3-0
		11/28/08	vs. MTL	Theodore	3-0
2007-08	(3)	3/29/08	@ FLA	Huet	3-0
		2/29/08	@ NJ	Huet	4-0
		10/6/07	vs. CAR	Kolzig	2-0
2006-07	(1)	4/3/07	vs. FLA	Kolzig	1-0
2005-06	(1)	4/1/06	@ OTT	Johnson	1-0
2003-04	(3)	2/15/04	@ CHI	Kolzig	4-0
		1/11/04	vs. EDM	Kolzig	1-0
		12/16/03	@ ATL	Ouellet	5-0
2002-03	(4)	4/1/03	vs. FLA	Kolzig	3-0
		3/2/03	vs. CAR	Kolzig	2-0
		2/7/03	vs. NYI	Kolzig	3-0
		12/23/02	vs. TB	Kolzig	3-0
2001-02	(6)	4/5/02	vs. OTT	Kolzig	0-0
		3/19/02	@ COL	Kolzig	3-0
		1/22/02	@ ATL	Kolzig	3-0
		1/14/02	vs. BOS	Kolzig	1-0
		1/12/02	at FLA	Kolzig	1-0
		11/10/01	vs. ATL	Kolzig	3-0
2000-01	(5)	4/5/01	vs. FLA	Kolzig	3-0
		3/28/01	vs. CAR	Kolzig	7-0
		12/16/00	vs. EDM	Kolzig	4-0
		12/2/00	@ BOS	Kolzig	2-0
		11/24/00	vs. NYI	Kolzig	1-0
1999-00	(7)	11/20/99	@ BOS	Billington	3-0
		11/26/99	vs. NSH	Billington	1-0
		12/15/99	@ ATL	Kolzig	4-0
		1/8/00	vs. ATL	Kolzig	3-0
		1/30/00	vs. PHI	Kolzig	2-0
		2/10/00	@ MTL	Kolzig	1-0
		2/26/00	@ MTL	Kolzig	3-0
1998-99	(6)	4/5/99	@ FLA	Kolzig	3-0
		3/20/99	@ MTL	Tabaracci	1-0
		12/23/98	@ FLA	Kolzig	4-0
		10/30/98	@ CGY	Tabaracci	0-0
		10/23/98	@ BUF	Kolzig	1-0
		10/10/98	vs. ANA	Kolzig	1-0
1997-98	(5)	4/13/98	@ NYI	Kolzig	2-0
		3/20/98	vs. NJ	Kolzig	2-0
		3/18/98	@ CAR	Kolzig	1-0
		1/13/98	vs. OTW	Kolzig	4-0
		10/15/97	@ CHI	Kolzig	2-0
1996-97	(3)	1/9/97	vs. NYR	Kolzig	2-0
		1/3/97	vs. PHX	Kolzig	3-0
		11/30/96	@ MTL	Carey	2-0
1995-96	(9)	3/29/96	vs. OTW	Carey	5-0
		3/27/96	@ MTL	Carey	1-0
		3/12/96	vs. VAN	Carey	9-0
		3/3/96	vs. PHI	Carey	3-0
		3/2/96	@ BOS	Carey	2-0
		1/26/96	vs. BUF	Carey	1-0
		12/30/95	vs. HFD	Carey	3-0
		12/26/95	vs. MTL	Carey	4-0
		10/14/95	vs. TB	Carey	2-0
1994-95	(4)	4/14/95	vs. FLA	Carey	3-0
		3/21/95	vs. OTW	Carey	1-0
		3/20/95	@ HFD	Carey	5-0
		3/13/95	@ TB	Carey	3-0

Year	(No.)	Date	Opponent	Goaltender	Score
1993-94	(4)	3/20/94	@ TB	Beaupre	3-0
		1/15/94	@ QUE	Beaupre	4-0
		1/9/94	@ NJ	Tabaracci	4-0
		12/30/93	vs. ANA	Tabaracci	3-0
1992-93	(3)	4/14/93	@ NYR	Tabaracci	2-0
		4/2/93	vs. MTL	Tabaracci	4-0
		1/14/93	@ NYI	Beaupre	3-0
1991-92	(2)	11/1/91	vs. TOR	Liut	4-0
		10/29/91	@ PIT	Beaupre	8-0
1990-91	(5)	3/30/91	vs. NJ	Beaupre	4-0
		3/28/91	@ PHI	Beaupre	3-0
		3/16/91	vs. PHI	Beaupre	6-0
		10/28/90	@ EDM	Beaupre	1-0
		10/20/90	vs. NJ	Beaupre	4-0
1989-90	(3)	3/20/90	vs. NYI	Liut	3-0
		2/27/90	vs. CHI	Beaupre	4-0
		11/5/89	@ QUE	Beaupre	3-0
1988-89	(6)	3/5/89	vs. VAN	Beaupre	3-0
		2/3/89	vs. HFD	Peeters	1-0
		1/26/89	@ PHI	Malarchuk	1-0
		1/6/89	vs. TOR	Peeters	3-0
		1/2/89	vs. PIT	Peeters	8-0
		12/10/88	@ MTL	Peeters	0-0
1987-88	(6)	3/13/88	@ BOS	Peeters	3-0
		2/27/88	@ NYI	Malarchuk	3-0
		2/20/88	@ MIN	Malarchuk	3-0
		2/19/88	@ WPG	Malarchuk	6-0
		1/31/88	vs. PHI	Peeters	1-0
		1/2/88	vs. EDM	Malarchuk	2-0
1986-87	No Shutouts for Washington				
1985-86	(3)	3/1/86	vs. NYR	Jensen	4-0
		1/1/86	vs. NYR	Jensen	3-0
		11/23/85	vs. QUE	Peeters	3-0
1984-85	(4)	3/14/85	vs. TOR	Jensen	4-0
		12/26/84	vs. PHI	Riggin	6-0
		12/9/84	vs. DET	Mason	5-0
		11/25/84	vs. CHI	Riggin	5-0
1983-84	(8)	3/24/84	@ PIT	Riggin	6-0
		2/13/84	@ MIN	Riggin	4-0
		2/2/84	@ NJ	Riggin	2-0
		1/28/84	@ TOR	Riggin	8-0
		12/18/83	vs. LA	Jensen	5-0
		12/10/83	vs. MTL	Jensen	2-0
		10/26/83	vs. NJ	Jensen	2-0
		10/25/83	@ PIT	Jensen	1-0
1982-83	(2)	4/3/83	vs. NYR	Jensen/Riggin	3-0
		11/10/82	vs. NJ	Jensen	2-0
1981-82	(1)	11/4/81	@ HFD	Parro	4-0
1980-81	(4)	3/26/81	@ DET	Palmateer	2-0
		1/15/81	vs. LA	Parro	3-0
		12/21/80	@ PHI	Palmateer	6-0
		10/21/80	vs. CHI	Stephenson	2-0
1979-80	No Shutouts for Washington				
1978-79	No Shutouts for Washington				
1977-78	(1)	1/4/78	vs. LA	Bedard	4-0
1976-77	(2)	3/18/77	vs. COL	Crozier/Low	5-0
		1/10/77	@ DET	Wolfe	2-0
1975-76	No Shutouts for Washington				
1974-75	(1)	2/16/75	vs. KC	Low	3-0

Shutouts Against the Capitals

Year	(No.)	Date	Opponent	Goaltender	Score	Year	(No.)	Date	Opponent	Goaltender	Score
2008-09	(3)	1/9/09	vs. CBJ	Mason	3-0	1994-95	(3)	2/20/95	vs. NJ	Brodeur	2-0
		11/29/08	@ CBJ	Mason	3-0			2/2/95	vs. BUF	Hasek	1-0
		11/1/08	@ BUF	Miller	5-0			1/25/95	@ MTL	Roy	2-0
2007-08	(6)	3/19/08	@ CHI	Khabibulin	5-0	1993-94	(5)	2/21/94	@ NYI	Hextall	4-0
		2/2/08	vs. ATL	Lehtonen	2-0			2/4/94	vs. MTL	Roy	4-0
		1/29/08	@ MTL	Huet	4-0			12/23/93	vs. NYR	Healy	1-0
		1/3/08	@ BOS	Thomas	2-0			11/13/93	vs. NYR	Richter	2-0
		11/5/07	@ CAR	Ward	5-0			10/15/93	vs. PHI	Roussel	3-0
		11/1/07	@ NYR	Lundqvist	2-0	1992-93	(3)	4/4/93	vs. NYR	Vanbiesbrouck	4-0
2006-07	(6)	4/7/07	vs. BUF	Miller	2-0			3/5/93	vs. PHI	Soderstrom	3-0
		3/9/07	vs. CAR	Ward	3-0			11/13/92	@ NJ	Billington	3-0
		3/6/07	@ TOR	Raycroft	3-0	1991-92	No Shutouts against Washington				
		2/3/07	@ PIT	Fleury	2-0	1990-91	No Shutouts against Washington				
		11/9/06	@ CAR	Ward	5-0	1989-90	(2)	10/29/89	@ CHI	Cloutier	1-0
		10/28/06	@ EDM	Roloson	4-0			10/28/89	@ STL	Millen	1-0
2005-06	(4)	4/8/06	@ NYI	DiPietro	5-0	1988-89	(1)	12/10/88	@ MTL	Roy	0-0
		2/7/06	vs. FLA	Luongo	5-0	1987-88	(2)	2/6/88	vs. NYR	Vanbiesbrouck	3-0
		2/4/06	@ TB	Grahame	5-0			11/17/87	vs. DET	Hanlon	1-0
		10/22/05	vs. CAR	Gerber/Ward	4-0	1986-87	No Shutouts against Washington				
2003-04	(5)	3/23/04	@ NYI	DiPietro	3-0	1985-86	(3)	3/13/86	@ PHI	Froese	2-0
		3/10/04	vs. BUF	Biron	6-0			1/28/86	@ DET	Laforest	7-0
		3/2/04	vs. FLA	Luongo	1-0			1/9/86	@ PHI	Jensen	4-0
		1/7/04	vs. PHX	Boucher	3-0	1984-85	(2)	4/4/85	@ HFD	Liut	2-0
		12/4/03	@ NJ	Brodeur	3-0			3/2/85	vs. BUF	Barasso	4-0
2002-03	(5)	3/23/03	@ VAN	Auld	6-0	1983-84	(2)	10/19/83	@ HFD	Millen	3-0
		2/9/03	vs. MTL	Garon	2-0			10/14/83	vs. PIT	Herron	4-0
		12/14/02	@ SJ	Nabokov	2-0	1982-83	No Shutouts against Washington				
		12/11/02	@ ANA	Giguere	3-0	1981-82	(3)	1/20/82	@ WPG	Soetaert	3-0
		11/16/02	@ MIN	Roloson	1-0			1/5/82	@ QUE	Bouchard	3-0
2001-02	(6)	4/5/02	vs. OTT	Lalime	0-0			10/28/81	@ VAN	R. Brodeur	3-0
		1/16/02	@ MTL	Theodore	2-0	1980-81	(2)	1/8/81	@ CGY	Lemelin	6-0
		11/15/01	@ PHI	Boucher/	5-0			1/3/81	@ MIN	Meloche	3-0
			Cechmanek			1979-80	(5)	3/30/80	@ PIT	Millen	4-0
		10/30/01	vs. PHI	Boucher	3-0			2/21/80	@ ATL	Riggin	3-0
		10/26/01	@ ATL	Hnilicka	1-0			12/2/79	@ BUF	Sauve	2-0
		10/8/01	@ BOS	Dafoe	4-0			11/21/79	@ CHI	Esposito	4-0
2000-01	(5)	3/15/01	vs. CAR	Irbe	3-0			11/5/79	@ MTL	Larocque	2-0
		3/13/01	vs. ANA	Giguere	2-0	1978-79	(3)	2/17/79	@ MTL	Dryden	2-0
		1/10/01	@ MIN	Fernandez	3-0			11/11/78	vs. BUF	Edwards	2-0
		11/2/00	@ STL	Johnson	2-0			11/8/78	vs. MTL	Dryden	2-0
		10/14/00	@ DAL	Belfour	3-0	1977-78	(6)	3/25/78	@ MTL	Dryden	5-0
1999-00	(4)	4/4/00	@ OTT	Lalime	4-0			2/25/78	@ TOR	McRae	4-0
		2/25/00	vs. BOS	Grahame	3-0			1/29/78	vs. MIN	Harrison	4-0
		12/13/99	vs. MTL	Theodore	1-0			1/14/78	vs. NYI	Resch	4-0
		12/9/99	@ PIT	Aubin	3-0			11/24/77	@ BOS	Gilbert	6-0
1998-99	(11)	4/18/99	@ BUF	Hasek	3-0			11/13/77	vs. NYI	Resch	6-0
		4/14/99	@ CAR	Irbe	3-0	1976-77	(6)	4/2/77	@ MTL	Dryden	11-0
		4/8/99	@ NJ	Brodeur	1-0			3/10/77	@ LA	Vachon	6-0
		1/15/99	vs. MTL	Hackett	3-0			2/12/77	@ TOR	Palmeater	10-0
		1/13/99	vs. PHI	Vanbiesbrouck	3-0			1/18/77	vs. MTL	Dryden	3-0
		12/19/98	@ PIT	Barasso	3-0			11/3/76	@ ATL	Myre	7-0
		12/11/98	@ ANA	Hebert	1-0			10/19/76	vs. MTL	Dryden	6-0
		12/1/98	vs. NJ	Brodeur	4-0	1975-76	(9)	2/22/76	vs. NYI	Resch	4-0
		11/27/98	@ DAL	Belfour	4-0			2/13/76	vs. STL	Johnston	2-0
		11/12/98	vs. BUF	Hasek	2-0			1/27/76	@ LA	Vachon	2-0
		10/30/98	@ CGY	Wregget	0-0			1/9/76	vs. CAL	Simmons	5-0
1997-98	(7)	3/14/98	@ OTT	Tugnut	4-0			1/3/76	@ MTL	Dryden	7-0
		3/3/98	vs. BOS	Tallas	3-0			12/31/75	@ DET	Rutherford	4-0
		3/1/98	vs. BUF	Hasek	3-0			12/29/75	vs. MTL	Dryden	6-0
		1/11/98	@ DET	Osgood	2-0			11/21/75	vs. CAL	Meloche	2-0
		12/27/97	vs. OTT	Tugnut	3-0			10/28/75	@ LA	Vachon	6-0
		12/18/97	vs. FLA	Vanbiesbrouck	4-0	1974-75	(12)	3/23/75	vs. ATL	Myre	5-0
		11/6/97	@ BOS	Dafoe	2-0			3/4/75	vs. BOS	Gilbert	8-0
1996-97	(9)	4/3/97	@ OTT	Tugnut	4-0			1/16/75	vs. PHI	Parent	4-0
		4/1/97	vs. NJ	Brodeur	1-0			1/5/75	@ ATL	Myre	3-0
		3/9/97	@ PHI	Hextall	5-0			1/4/75	@ MTL	Larocque	10-0
		3/2/97	vs. NYI	Salo	2-0			12/29/74	vs. NYI	Resch	7-0
		2/22/97	@ HFD	Burke	2-0			12/22/74	vs. BUF	Bromley	4-0
		12/7/96	@ NYI	Salo	2-0			11/17/74	vs. PIT	Inness	6-0
		12/4/96	vs. DET	Hodson	2-0			10/31/74	vs. MTL	Dryden	3-0
		11/29/96	vs. NYI	Salo	2-0			10/22/74	vs. DET	Rutherford	3-0
		10/28/96	@ COL	Billington	1-0			10/20/74	vs. NYI	Smith	5-0
1995-96	(5)	3/10/96	@ TB	Puppa	1-0			10/12/74	@ MIN	Maniago	6-0
		2/18/96	@ NJ	Brodeur	3-0						
		1/3/96	@ HFD	Burke	2-0						
		12/18/95	@ NYR	Richter	3-0						
		11/18/95	@ PIT	Wregget	3-0						

Shutout History

SHUTOUTS FOR AND AGAINST BY TEAM

Franchise	Caps	Opp.
Anaheim	2	3
Atlanta	5	2
Boston	5	7
Buffalo	2	11
Calgary	1	6
California	0	2
Carolina	8	10
Chicago	5	3
Colorado	4	2
Columbus	0	2
Dallas	2	5
Detroit	3	6
Edmonton	4	1
Florida	9	3
Los Angeles	3	3
Minnesota	0	2
Montreal	10	19
Nashville	1	0
New Jersey	10	7
NY Islanders	6	11
NY Rangers	5	6
Ottawa	5	6
Philadelphia	8	9
Phoenix	2	2
Pittsburgh	4	7
St. Louis	0	3
San Jose	0	1
Tampa Bay	4	2
Toronto	4	3
Vancouver	2	2
TOTAL	113	136



Olie Kolzig had 35 career shutouts for the Capitals, more than twice as many as any other goaltender in team history.

CAPITALS CAREER SHUTOUT LEADERS

Player	Shutouts
Olie Kolzig	35
Jim Carey	14
Don Beaupre	12
Al Jensen	8
Pete Peeters	7
Pat Riggin	6
Rick Tabarracci	6
Clint Malarchuk	5
Craig Billington	2
Cristobal Huet	2
Mike Liut	2
Mike Palmateer	2
Dave Parro	2
Jose Theodore	2

OPPONENTS CAREER SHUTOUT LEADERS

Player	Shutouts
Ken Dryden	9
Martin Brodeur	5
Dominik Hasek	4
Glenn Resch	4
John Vanbiesbrouck	4
Greg Millen	3
Phil Myre	3
Patrick Roy	3
Tommy Salo	3
Ron Tugnutt	3
Rogie Vachon	3
Cam Ward	3

Overtime History

DATE	RESULT	SCORER	TIME	SITE	DATE	RESULT	SCORER	TIME	SITE
4/3/09	Buffalo 5 - Washington 4	Jason Pominville	1:51	Washington	11/21/98	Bruins 5 - Capitals 4	Jason Allison	4:29	Boston
3/10/09	Washington 2 - Nashville 1	Sergei Fedorov	2:20	Nashville	4/8/98	Stars 4 - Capitals 3	J. Langenbrunner	3:38	Dallas
2/28/09	Washington 4 - Boston 3	Alexander Semin	0:22	Boston	1/31/98	Capitals 3 - Flyers 2	Michal Pivonka	2:23	Philadelphia
1/27/09	Boston 3 - Washington 2	David Krejci	1:55	Boston	1/21/98	Capitals 3 - Lightning 2	Kelly Miller	3:32	Tampa Bay
1/19/09	Washington 2 - NY Islanders 1	Alex Ovechkin	1:46	NY Islanders	12/5/97	Capitals 3 - Panthers 2	Jeff Toms	3:32	Washington
12/23/08	Washington 5 - NY Rangers 4	Shaone Morrisson	0:59	NY Rangers	12/2/97	Capitals 3 - Rangers 2	Joe Juneau	3:35	New York
12/16/08	Washington 5 - NY Islanders 4	Alex Ovechkin	4:49	NY Islanders	2/14/97	Capitals 5 - Lightning 4	Steve Konowalchuk	2:57	Washington
11/4/08	Ottawa 2 - Washington 1	Mike Fisher	4:20	Ottawa	1/1/97	Capitals 3 - Whalers 2	Steve Konowalchuk	3:01	Washington
10/25/08	Washington 6 - Dallas 5	Alexander Semin	2:17	Dallas	12/26/96	Red Wings 5 - Capitals 4	Sergei Fedorov	2:39	Detroit
3/27/08	Washington 4 - Tampa Bay 3	Tomas Fleischmann	2:27	Tampa Bay	11/12/96	Devils 3 - Capitals 2	Scott Niedermayer	3:04	New Jersey
2/24/08	New Jersey 2 - Washington 1	John Madden	4:10	Washington	3/27/96	Capitals 1 - Canadiens 0	Michal Pivonka	4:14	Montreal
2/10/08	Washington 3 - NY Rangers 2	Mike Green	0:23	Washington	2/3/96	Capitals 6 - Islanders 5	Michal Pivonka	1:21	Washington
2/5/08	Washington 4 - Columbus 3	Alex Ovechkin	2:28	Columbus	1/28/96	Capitals 3 - Flyers 2	Steve Konowalchuk	4:20	Washington
1/31/08	Washington 5 - Montreal 4	Alex Ovechkin	3:34	Washington	12/14/95	Capitals 4 - Islanders 3	Steve Konowalchuk	2:16	Washington
1/5/08	Washington 5 - Montreal 4	Mike Green	1:27	Montreal	11/17/95	Penguins 3 - Capitals 2	Jaromir Jagr	2:48	Washington
12/27/07	Pittsburgh 4 - Washington 3	Sergei Gonchar	1:33	Pittsburgh	3/26/95	Whalers 4 - Capitals 3	Geoff Sanderson	2:16	Washington
12/22/07	NY Islanders 3 - Washington 2	Richard Park	3:43	NY Islanders	4/5/94	Islanders 4 - Capitals 3	Benoit Hogue	3:34	Washington
12/12/07	Washington 5 - NY Rangers 4	Mike Green	3:41	Washington	3/15/94	Capitals 5 - Penguins 4	Randy Burridge	0:40	Pittsburgh
11/23/07	Washington 4 - Philadelphia 3	Nicklas Backstrom	1:55	Philadelphia	10/25/93	Flames 3 - Capitals 2	Ted Drury	2:57	Calgary
11/6/07	Atlanta 2 - Washington 1	Todd White	1:34	Atlanta	10/24/93	Capitals 3 - Oilers 2	Kelly Miller	1:39	Edmonton
3/30/07	Florida 3 - Washington 2	Martin Gelinas	2:01	Florida	4/12/93	Capitals 3 - Canadiens 2	Mike Ridley	4:12	Montreal
2/8/07	Washington 4 - Los Angeles 3	Dainius Zubrus	2:28	Washington	2/27/93	Bruins 5 - Capitals 4	Vladimir Ruzicka	2:03	Boston
1/6/07	Washington 3 - Atlanta 2	Alexander Semin	4:42	Washington	12/29/92	Capitals 4 - Rangers 3	Michal Pivonka	1:28	Washington
12/15/06	Washington 3 - Atlanta 2	Alex Ovechkin	0:06	Atlanta	11/14/92	Devils 4 - Capitals 3	Bobby Holik	2:09	Washington
11/18/06	Boston 3 - Washington 2	Glen Murray	2:06	Boston	4/12/92	Capitals 4 - Devils 3	Peter Bondra	2:15	New Jersey
11/6/06	Washington 4 - Ottawa 3	Chris Clark	1:33	Washington	3/7/92	Capitals 3 - Devils 2	Dale Hunter	2:49	Washington
10/14/06	Atlanta 4 - Washington 3	Ilya Kovalchuk	3:02	Washington	12/22/91	Flyers 4 - Capitals 3	Brad Jones	1:10	Philadelphia
4/10/06	Capitals 2 - Boston 1	Alex Ovechkin	3:30	Boston	11/20/91	Devils 6 - Capitals 5	Stephane Richer	1:41	New Jersey
4/3/06	Carolina 6 - Capitals 5	Ray Whitney	3:35	Carolina	1/31/91	Capitals 4 - Islanders 3	Dale Hunter	1:44	New York
3/30/06	Montreal 3 - Capitals 2	Saku Koivu	4:02	Montreal	1/29/91	Penguins 3 - Capitals 2	Paul Stanton	2:46	Pittsburgh
3/23/06	Tampa Bay 4 - Capitals 3	Pavel Kubina	0:37	Tampa Bay	1/27/91	Capitals 5 - Islanders 4	Kelly Miller	4:21	Washington
3/4/06	Atlanta 3 - Capitals 2	Marian Hossa	1:49	Atlanta	1/22/91	Capitals 2 - Red Wings 1	Mike Ridley	3:08	Detroit
1/13/06	Capitals 3 - Anaheim 2	Alex Ovechkin	3:04	Anaheim	11/24/90	Penguins 3 - Capitals 2	Mark Recchi	1:11	Pittsburgh
1/10/06	Chicago 4 - Capitals 3	Kyle Calder	2:01	Washington	11/19/90	Capitals 3 - Red Wings 2	John Druce	2:31	Detroit
12/27/05	Boston 4 - Capitals 3	Brad Stuart	2:04	Washington	10/25/90	Blackhawks 3 - Capitals 2	Steve Larmer	0:08	Chicago
4/3/04	NY Rangers 3 - Capitals 2	Bobby Holik	1:08	Washington	2/4/90	Oilers 5 - Capitals 4	Jari Kurri	3:13	Washington
3/18/04	Capitals 4 - NY Rangers 3	Kip Miller	1:18	NY Rangers	1/31/90	Capitals 4 - North Stars 3	John Tucker	0:35	Minnesota
1/17/04	New Jersey 2 - Capitals 1	Patrik Elias	2:17	New Jersey	10/16/89	Capitals 4 - Canadiens 3	Dale Hunter	3:37	Montreal
11/22/03	Florida 3 - Capitals 2	Stephen Weiss	1:43	Washington	2/10/89	Kings 7 - Capitals 6	Luc Robitaille	1:39	Washington
3/29/03	Toronto 4 - Capitals 3	Mats Sundin	2:56	Toronto	2/1/89	Capitals 4 - Rangers 3	Mike Ridley	1:51	New York
3/25/03	Capitals 4 - Montreal 3	Josef Boumedienne	3:09	Montreal	1/20/89	Devils 6 - Capitals 5	Kirk Muller	4:25	Washington
3/10/03	Capitals 2 - Philadelphia 1	Peter Bondra	0:21	Washington	11/5/88	Islanders 4 - Capitals 3	Pat LaFontaine	0:10	New York
3/8/03	Boston 5 - Capitals 4	Sean O'Donnell	2:15	Boston	10/29/88	Oilers 4 - Capitals 3	Jari Kurri	4:44	Edmonton
3/1/03	New Jersey 2 - Capitals 1	Scott Stevens	2:54	New Jersey	10/25/88	Capitals 4 - Canucks 3	Mike Ridley	2:55	Vancouver
1/15/03	NY Rangers 2 - Capitals 1	Joel Bouchard	1:58	Washington	4/2/88	Penguins 7 - Capitals 6	Mario Lemieux	4:07	Washington
1/13/03	Capitals 4 - NY Islanders 3	Jaromir Jagr	4:23	Washington	2/14/88	Capitals 5 - Flames 4	Mike Gartner	0:20	Washington
1/1/03	Phoenix 2 - Capitals 1	Tony Amonte	1:20	Washington	2/2/88	Penguins 3 - Capitals 2	Mario Lemieux	4:11	Pittsburgh
12/28/02	New Jersey 2 - Capitals 1	Scott Niedermayer	4:10	New Jersey	1/31/88	Capitals 1 - Flyers 0	Kelly Miller	3:27	Washington
12/6/02	Capitals 7 - Atlanta 6	Michael Nylander	2:24	Washington	11/10/87	Islanders 4 - Capitals 3	Brad Lauer	4:25	New York
11/7/02	Capitals 2 - Florida 1	Jaromir Jagr	3:56	Washington	10/30/87	Jets 3 - Capitals 2	Dale Hawerchuk	2:15	Winnipeg
11/5/02	Capitals 4 - Columbus 3	Peter Bondra	4:56	Columbus	4/5/87	Capitals 6 - Devils 5	Lou Francheschetti	0:12	New Jersey
4/13/02	New Jersey 4 - Capitals 3	Scott Niedermayer	1:53	Washington	4/4/87	Capitals 3 - Flyers 2	Larry Murphy	3:19	Washington
3/2/02	Capitals 3 - Ottawa 2	Jaromir Jagr	1:53	Ottawa	3/7/87	Bruins 3 - Capitals 2	Steve Kasper	1:26	Boston
1/27/02	Buffalo 3 - Capitals 2	Stu Barnes	1:30	Washington	2/7/87	Rangers 5 - Capitals 4	Tomas Sandstrom	4:20	Washington
1/14/02	Capitals 1 - Boston 0	Dainius Zubrus	0:13	Washington	1/1/87	Capitals 4 - Penguins 3	Mike Gartner	1:30	Washington
12/28/01	Capitals 3 - Dallas 2	Ken Klee	2:03	Dallas	12/1/86	Capitals 2 - Canadiens 1	Alan Haworth	1:48	Montreal
12/2/01	Capitals 4 - Carolina 3	Jeff Halpern	3:24	Carolina	10/13/86	Capitals 7 - Rangers 6	Mike Gartner	3:20	New York
10/24/01	Capitals 4 - Florida 3	Peter Bondra	0:45	Florida	2/25/86	Capitals 4 - Red Wings 3	Peter Andersson	0:36	Washington
10/16/01	Capitals 3 - Los Angeles 2	Peter Bondra	0:21	Los Angeles	2/8/86	Capitals 5 - Oilers 4	Bengt Gustafsson	3:42	Washington
4/1/01	Red Wings 2 - Capitals 1	Steve Yzerman	0:11	Detroit	12/5/85	Capitals 3 - Blues 2	Scott Stevens	1:29	Washington
3/30/01	Hurricanes 4 - Capitals 3	Rod Brind'Amour	3:07	Carolina	10/16/85	Capitals 6 - Maple Leafs 5	Gaetan Duchesne	0:47	Toronto
3/1/01	Maple Leafs 3 - Capitals 2	Gary Roberts	1:21	Washington	12/27/84	Capitals 5 - Islanders 4	Doug Jarvis	4:10	New York
2/14/01	Capitals 4 - Canucks 3	Adam Oates	4:19	Vancouver	12/1/84	Capitals 5 - Bruins 4	Dave Christian	1:20	Boston
11/22/00	Capitals 3 - Canucks 2	Andrei Nikolishin	4:17	Washington	10/31/84	Capitals 4 - Flames 3	Mike Gartner	1:58	Washington
10/17/00	Avalanche 4 - Capitals 3	Peter Forsberg	2:37	Washington	2/19/84	Jets 4 - Capitals 3	Doug Smail	1:55	Winnipeg
3/30/00	Penguins 4 - Capitals 3	Hans Jonsson	2:25	Washington	12/28/83	Red Wings 3 - Capitals 2	John Ogrodnick	3:55	Washington
2/23/00	Capitals 3 - Panthers 2	Chris Simon	0:55	Washington	11/4/83	Capitals 5 - Canucks 4	Bengt Gustafsson	1:01	Washington
1/28/00	Capitals 3 - Coyotes 2	Calle Johansson	4:59	Washington	10/8/83	Islanders 8 - Capitals 7	Bob Bourne	2:01	Washington
1/14/00	Capitals 3 - Devils 2	Adam Oates	4:37	New Jersey					
12/29/99	Capitals 3 - Penguins 2	Adam Oates	4:32	Washington					
12/17/99	Capitals 3 - Rangers 2	Calle Johansson	0:31	New York					
11/11/99	Rangers 5 - Capitals 4	Tim Taylor	1:04	Washington					
3/17/99	Capitals 2 - Stars 1	Brian Bellows	0:35	Washington					
3/13/99	Flames 5 - Capitals 4	Valeri Bure	3:31	Washington					
3/9/99	Avalanche 3 - Capitals 2	Sandis Ozolinsh	0:19	Washington					
1/16/99	Capitals 3 - Hurricanes 2	Kelly Miller	0:09	Carolina					

Overtime History

Year	OVERALL						HOME						ROAD					
	GP	W	L	T	SOL	Pts	GP	W	L	T	SOL	Pts	GP	W	L	T	SOL	Pts
2008-09	18	10	3	-	5	28	7	4	1	-	2	11	11	6	2	-	3	17
2007-08	19	11	4	-	4	30	8	5	1	-	2	13	11	6	3	-	2	17
2006-07	19	5	3	-	11	24	11	4	1	-	6	15	8	1	2	-	5	9
2005-06	21	9	6	-	6	30	12	5	2	-	5	17	9	4	4	-	1	13
2003-04	14	1	3	10	-	12	8	1	1	6	-	8	6	0	2	4	-	4
2002-03	20	6	6	8	-	20	8	4	2	2	-	10	12	2	4	6	-	10
2001-02	19	6	2	11	-	25	9	1	2	6	-	10	10	5	0	5	-	15
2000-01	16	2	4	10	-	18	9	1	2	6	-	10	7	1	2	4	-	8
1999-00	19	5	2	12	-	24	13	3	2	8	-	16	6	2	0	4	-	8
1998-99	11	2	3	6	-	10	5	1	2	2	-	4	6	1	1	4	-	6
1997-98	17	4	1	12	-	20	7	1	0	6	-	8	10	3	1	6	-	12
1996-97	13	2	2	9	-	13	7	2	0	5	-	9	6	0	2	4	-	4
1995-96	16	4	1	11	-	19	9	3	1	5	-	11	7	1	0	6	-	8
1994-95	9	0	1	8	-	8	4	0	1	3	-	3	5	0	0	5	-	5
1993-94	14	2	2	10	-	14	10	0	1	9	-	9	4	2	1	1	-	5
1992-93	11	2	2	7	-	11	8	1	1	6	-	8	3	1	1	1	-	3
1991-92	12	2	2	8	-	12	4	1	0	3	-	5	8	1	2	5	-	7
1990-91	14	4	3	7	-	15	6	1	0	5	-	7	8	3	3	2	-	8
1989-90	9	2	1	6	-	10	4	0	1	3	-	3	5	2	0	3	-	7
1988-89	16	2	4	10	-	14	5	0	2	3	-	3	11	2	2	7	-	11
1987-88	15	2	4	9	-	13	7	2	1	4	-	8	8	0	3	5	-	5
1986-87	17	5	2	10	-	20	6	2	1	3	-	7	11	3	1	7	-	13
1985-86	11	4	0	7	-	15	5	3	0	2	-	8	6	1	0	5	-	7
1984-85	12	3	0	9	-	15	3	1	0	2	-	4	9	2	0	7	-	11
1983-84	9	1	3	5	-	7	6	1	2	3	-	5	3	0	1	2	-	2
TOTAL	352	85	60	185	22	397	173	42	26	92	13	199	179	43	34	93	9	198

OVERTIME RECORD BY OPPONENT

	GP	W	L	T	SOL	Pts		GP	W	L	T	SOL	Pts
Anaheim	2	1	0	1	0	3	Montreal	19	8	1	10	0	27
Atlanta	15	5	3	5	2	20	Nashville	3	2	0	1	0	5
Boston	29	5	7	14	3	31	New Jersey	23	4	9	7	3	22
Buffalo	12	0	2	10	0	12	NY Islanders	23	9	5	8	1	28
Calgary	13	2	2	9	0	13	NY Rangers	24	9	4	9	2	29
Carolina	21	5	3	12	1	25	Ottawa	7	2	0	5	0	9
Chicago	7	0	2	5	0	6	Philadelphia	21	8	1	12	0	28
Colorado	7	0	2	5	0	6	Phoenix	12	1	3	8	0	11
Columbus	3	2	0	1	0	5	Pittsburgh	22	4	7	9	2	21
Dallas	11	4	1	6	0	14	St. Louis	9	2	0	7	0	11
Detroit	12	3	3	5	1	13	San Jose	2	0	0	1	1	2
Edmonton	8	3	2	3	0	9	Tampa Bay	15	5	1	6	3	20
Florida	20	5	2	9	4	24	Toronto	10	1	2	6	1	11
Los Angeles	9	2	1	6	0	10	Vancouver	10	4	0	5	1	14
Minnesota	1	0	0	0	1	1							

CAPITALS CAREER OVERTIME GOAL LEADERS

Player	OT Goals
Alex Ovechkin	7
Peter Bondra	5
Kelly Miller	5
Mike Gartner	4
Steve Konowalchuk	4
Michal Pivonka	4
Mike Ridley	4
Mike Green	3
Dale Hunter	3
Adam Oates	3
Alexander Semin	3

Shootout History

Date	Shootout Score	Rounds	Clinching Goal	Caps Goaltender	Site
3/24/09	Toronto 1 - Washington 0	3	Jeff Hamilton	Jose Theodore	Toronto
3/14/09	Washington 2 - Carolina 0	3	Alexander Semin	Jose Theodore	Washington
3/8/09	Pittsburgh 1 - Washington 0	3	Sidney Crosby	Jose Theodore	Washington
2/18/09	Washington 2 - Montreal 0	2	Alexander Semin	Jose Theodore	Washington
2/11/09	NY Rangers 2 - Washington 1	4	Ryan Callahan	Jose Theodore	NY Rangers
1/6/09	Washington 1 - Philadelphia 0	3	Viktor Kozlov	Jose Theodore	Washington
11/15/08	New Jersey 1 - Washington 0	3	Zach Parise	Jose Theodore	New Jersey
10/28/08	Washington 2 - Nashville 1	4	Michael Nylander	Jose Theodore	Washington
10/18/08	New Jersey 1 - Washington 0	3	Zach Parise	Brent Johnson	Washington
3/25/08	Washington 1 - Carolina 0	3	Viktor Kozlov	Cristobal Huet	Carolina
3/16/08	Washington 2 - Boston 0	3	Alexander Semin	Cristobal Huet	Washington
2/20/08	NY Islanders 1 - Washington 0	3	Mike Comrie	Olie Kolzig	Washington
2/13/08	Atlanta 2 - Washington 0	2	Eric Perrin	Olie Kolzig	Atlanta
1/21/08	Washington 2 - Pittsburgh 1	3	Alexander Semin	Olie Kolzig	Pittsburgh
1/17/08	Washington 1 - Edmonton 0	12	Matt Bradley	Olie Kolzig	Washington
12/17/07	Detroit 3 - Washington 1	3	Henrik Zetterberg	Olie Kolzig	Detroit
11/28/07	Florida 4 - Washington 3	11	Stephen Weiss	Olie Kolzig	Washington
3/15/07	Boston 2 - Washington 1	3	Phil Kessel	Olie Kolzig	Boston
3/1/07	Tampa Bay 1 - Washington 0	10	Nick Tarnasky	Brent Johnson	Washington
2/27/07	Florida 2 - Washington 0	3	Jozef Stumpel	Frederic Cassivi	Washington
2/21/07	San Jose 2 - Washington 1	3	Jonathan Cheechoo	Brent Johnson	Washington
2/15/07	Tampa Bay 1 - Washington 0	3	Martin St. Louis	Brent Johnson	Tampa Bay
2/6/07	Boston 2 - Washington 1	3	Phil Kessel	Olie Kolzig	Washington
2/4/07	Washington 1 - NY Islanders 0	3	Alexander Semin	Olie Kolzig	Washington
12/11/06	Pittsburgh 2 - Washington 1	3	Evgeni Malkin	Olie Kolzig	Washington
11/15/06	Boston 1 - Washington 0	3	Patrice Bergeron	Olie Kolzig	Washington
10/27/06	Vancouver 2 - Washington 0	3	Mats Naslund	Olie Kolzig	Vancouver
10/19/06	Atlanta 2 - Washington 0	2	Vyacheslav Kozlov	Brent Johnson	Atlanta
10/12/06	Minnesota 1 - Washington 0	3	Mikko Koivu	Brent Johnson	Minnesota
4/15/06	Washington 2 - Florida 1	4	Matt Pettinger	Brent Johnson	Florida
4/5/06	Carolina 1 - Washington 0	3	Matt Cullen	Brent Johnson	Washington
3/18/06	Florida 1 - Washington 0	3	Joe Nieuwendyk	Olie Kolzig	Washington
3/10/06	New Jersey 3 - Washington 2	5	Sergei Brylin	Olie Kolzig	Washington
1/19/06	Washington 2 - St. Louis 1	4	Matt Pettinger	Olie Kolzig	Washington
1/8/06	Florida 2 - Washington 1	3	Joe Nieuwendyk	Olie Kolzig	Washington
12/31/05	Washington 2 - Philadelphia 1	3	Brian Willsie	Olie Kolzig	Washington
12/22/05	Washington 1 - Atlanta 0	3	Alex Ovechkin	Brent Johnson	Atlanta
11/26/05	NY Rangers 4 - Washington 3	15	Marek Malik	Olie Kolzig	New York
11/23/05	Tampa Bay 2 - Washington 1	5	Vaclav Prospal	Olie Kolzig	Washington
11/15/05	Washington 1 - Tampa Bay 0	3	Alex Ovechkin	Brent Johnson	Washington
11/4/05	Washington 1 - Atlanta 0	3	Alex Ovechkin	Olie Kolzig	Washington
10/16/05	Washington 2 - Tampa Bay 1	3	Petr Sykora	Olie Kolzig	Washington

SHOOTOUT RECORD

BY OPPONENT

	GP	W	L
Atlanta	4	2	2
Boston	4	1	3
Carolina	3	2	1
Detroit	1	0	1
Edmonton	1	1	0
Florida	5	1	4
Minnesota	1	0	1
Montreal	1	1	0
Nashville	1	1	0
New Jersey	3	0	3
NY Islanders	2	1	1
NY Rangers	2	0	2
Philadelphia	2	2	0
Pittsburgh	3	1	2
St. Louis	1	1	0
Tampa Bay	5	2	3
Toronto	1	0	1
San Jose	1	0	1
Vancouver	1	0	1

SHOOTOUT RECORD BY YEAR

Year	W	L	G	ATT	PCT	GA	ATT	PCT
2008-09	4	5	8	28	28.6	7	24	29.2
2007-08	4	4	10	35	28.6	10	36	27.8
2006-07	1	11	5	40	12.5	16	38	42.1
2005-06	7	6	18	54	33.3	17	57	29.8
TOTAL	16	26	41	157	26.1	50	155	32.3

INDIVIDUAL SHOOTOUT STATISTICS

Shooter	G/ATT	Clinching	Shooter	G/ATT	Clinching
Alex Ovechkin	11/36	3	Tom Poti	0/1	
Alexander Semin	8/23	5	David Steckel	0/1	
Viktor Kozlov	4/11	2	Brian Sutherby	0/1	
Matt Pettinger	4/13	2	Richard Zednik	0/1	
Brian Willsie	3/9	1	Dainius Zubrus	0/1	
Nicklas Backstrom	2/5		Donald Brashear	0/2	
Brooks Laich	2/11		Brian Pothier	0/2	
Petr Sykora	1/1	1	Chris Clark	0/2	
Bryan Muir	1/1		Jeff Halpern	0/2	
Andrew Cassels	1/2		Jakub Klepis	0/2	
Dainius Zubrus	1/2		Ben Clymer	0/3	
Matt Bradley	1/3	1	Mike Green	0/3	
Boyd Gordon	1/4		Tomas Fleischmann	0/4	
Michael Nylander	1/4	1			
Kris Beech	0/1				
Steve Eminger	0/1				
John Erskine	0/1				
Sergei Fedorov	0/1				
Eric Fehr	0/1				
Jamie Heward	0/1				
Jiri Novotny	0/1				

Goaltender	Record	GA/ATT
Olie Kolzig	7-13	34/92 (37.0%)
Jose Theodore	4-4	6/22 (27.3%)
Brent Johnson	3-6	8/34 (23.5%)
Cristobal Huet	2-0	0/5 (0.0%)
Frederic Cassivi	0-1	2/3 (66.7%)

Penalty Shot History

Player	Opponent	Date	Goaltender	Result
Capitals: 15 Goals on 40 Chances (37.5%)				
Alexandre Giroux	vs. Boston	12/10/08	Manny Fernandez	No Goal
Alex Ovechkin	@ Carolina	12/7/08	Michael Leighton	No Goal
Michael Nylander	vs. Vancouver	10/13/08	Roberto Luongo	Goal
Alex Ovechkin	@ Atlanta	10/10/08	Kari Lehtonen	No Goal
Alexander Semin	@ Pittsburgh	2/18/07	Jocelyn Thibeault	No Goal
Alex Ovechkin	vs. Dallas	11/30/06	Mike Smith	No Goal
Alex Ovechkin	@ Colorado	10/25/06	Peter Budaj	No Goal
Matt Pettinger	@ Florida	4/15/06	Jamie McLellan	No Goal
Alex Ovechkin	@ Boston	1/26/06	Tim Thomas	No Goal
Matt Pettinger	vs. Tampa Bay	11/23/05	John Grahame	Goal
Dainius Zubrus	vs. Boston	12/11/03	Andrew Raycroft	Goal
Michael Nylander	@ NY Islanders	12/21/02	Rick DiPietro	No Goal
Joe Sacco	@ Toronto	11/6/01	Curtis Joseph	No Goal
Joe Sacco	@ Carolina	3/30/01	Arturs Irbe	Goal
Ulf Dahlen	vs. Toronto	4/1/00	Curtis Joseph	No Goal
Richard Zednik	vs. NY Rangers	11/11/99	Mike Richter	No Goal
Peter Bondra	vs. Los Angeles	1/29/99	Stephane Fiset	Goal
Adam Oates	vs. Toronto	11/18/98	Curtis Joseph	Goal
Peter Bondra	vs. Los Angeles	3/4/98	Stephane Fiset	No Goal
Ken Klee	@ NY Rangers	3/12/97	Mike Richter	No Goal
Peter Bondra	@ Anaheim	12/13/96	Mikhail Shtalenkov	No Goal
Keith Jones	Montreal	11/1/95	Patrick Labrecque	No Goal
Steve Konowalchuk	@ NY Rangers	3/5/95	Mike Richter	No Goal
Michal Pivonka	@ Hartford	1/21/95	Sean Burke	No Goal
Reggie Savage	Minnesota	11/18/92	Jon Casey	Goal
Dimitri Khristich	Minnesota	1/7/92	Darcy Wakaluk	Goal
Dale Hunter	@ Pittsburgh	12/6/89	Wendel Young	No Goal
Yvon Corriveau	New Jersey	1/19/88	Bob Sauve	No Goal
Mike Gartner	Philadelphia	4/4/87	Glenn Resch	Goal
Mike Gartner	@ Hartford	1/17/87	Mike Liut	Goal
Mike Gartner	@ NY Rangers	12/20/80	Wayne Thomas	Goal
Bengt Gustafsson	@ Los Angeles	2/12/80	Ron Grahame	No Goal
Rolf Edberg	NY Rangers	2/2/80	Doug Soetaert	Goal
Bengt Gustafsson	@ Minnesota	1/5/80	Gilles Meloche	No Goal
Guy Charron	Montreal	10/30/79	Denis Herron	No Goal
Blair Stewart	@ Montreal	4/7/79	Michel Larocque	No Goal
Hartland Monahan	NY Islanders	1/16/77	Glenn Resch	Goal
Nelson Pyatt	Toronto	3/9/75	Gord McRae	Goal
Steve Atkinson	@ Vancouver	2/1/75	Ken Lockett	Goal
Tom Williams	@ Buffalo	12/5/74	Gary Bromley	No Goal

MOST CAREER PENALTY SHOT GOALS

Mike Gartner	3 (3 attempts)
12 players tied	1

MOST CAREER PENALTY SHOT ATTEMPTS

Alex Ovechkin	5 (0 goals)
Mike Gartner	3 (3 goals)
Peter Bondra	3 (1 goal)

Player	Opponent	Date	Goaltender	Result
Opponent: 16 Goals on 51 Chances (31.4%)				
Eric Staal	vs. Carolina	3/3/09	Michal Neuvirth	Goal
David Booth	vs. Florida	3/1/09	Jose Theodore	No Goal
Adam Hall	vs. Tampa Bay	1/1/09	Brent Johnson	No Goal
Chris Drury	vs. NY Rangers	11/8/08	Brent Johnson	No Goal
Daniel Alfredsson	@ Ottawa	12/29/07	Olie Kolzig	Goal
Chad Larose	@ Carolina	11/30/07	Olie Kolzig	No Goal
J-P Vigier	vs. Atlanta	1/6/07	Olie Kolzig	No Goal
Karel Rachunek	@ NY Rangers	12/30/06	Olie Kolzig	Goal
Mats Sundin	@ Toronto	12/23/06	Olie Kolzig	Goal
Marco Sturm	@ Boston	11/18/06	Brent Johnson	No Goal
Ryan Malone	@ Pittsburgh	1/25/06	Olie Kolzig	Goal
Erik Cole	vs. Carolina	1/21/06	Olie Kolzig	Goal
Mike Sillinger	vs. St. Louis	1/19/06	Olie Kolzig	No Goal
Steve Sullivan	vs. Nashville	12/7/05	Olie Kolzig	No Goal
Brett Hull	vs. Detroit	12/13/03	Olie Kolzig	No Goal
Andrei Markov	@ Montreal	3/25/03	Olie Kolzig	No Goal
Steve Sullivan	@ Chicago	11/15/02	Olie Kolzig	No Goal
Chad Kilger	vs. Montreal	10/19/01	Olie Kolzig	No Goal
Sergei Nemchinov	vs. New Jersey	3/11/00	Olie Kolzig	No Goal
Viktor Kozlov	vs. Florida	2/23/00	Olie Kolzig	Goal
Robert Reichel	@ Phoenix	3/25/99	Rick Tabaracci	No Goal
Jay Pandolfo	vs. New Jersey	12/30/98	Rick Tabaracci	No Goal
Mariusz Czerkawski	vs. NY Islanders	12/4/98	Rick Tabaracci	No Goal
Todd Marchant	vs. Edmonton	1/26/97	Olie Kolzig	No Goal
Todd Elik	vs. Boston	11/19/96	Jim Carey	No Goal
Mike Hough	@ Florida	2/29/96	Olie Kolzig	No Goal
Jeff Friesen	@ San Jose	12/2/95	Jim Carey	Goal
Jaromir Jagr	@ Pittsburgh	1/26/93	Don Beaupre	No Goal
Eric Lindros	Philadelphia	12/26/92	Don Beaupre	Goal
Murray Craven	Hartford	3/24/92	Don Beaupre	Goal
Mario Lemieux	Pittsburgh	11/24/89	Bob Mason	Goal
Anders Carlsson	@ New Jersey	4/2/89	Don Beaupre	No Goal
Greg Paslawski	@ St. Louis	2/14/89	Clint Malarchuk	No Goal
Dale Hawerchuk	Winnipeg	12/17/88	Clint Malarchuk	No Goal
Brent Sutter	NY Islanders	12/26/86	Bob Mason	No Goal
Peter Sundstrom	NY Rangers	3/2/86	Al Jensen	Goal
Mats Naslund	@ Montreal	3/21/85	Pat Riffin	No Goal
Dave Hannan	Pittsburgh	10/14/83	Pat Riffin	Goal
Michel Goulet	@ Quebec	2/6/83	Pat Riffin	Goal
Wayne Gretzky	@ Edmonton	11/24/82	Pat Riffin	No Goal
Kent Nilsson	@ Calgary	1/8/81	Rollie Boutin	No Goal
Ron Sedlbaur	@ Vancouver	3/2/79	Gary Inness	No Goal
Jacques Lemaire	@ Montreal	11/2/78	Jim Bedard	No Goal
Pete Mahovich	@ Pittsburgh	1/21/78	Jim Bedard	No Goal
Blair Chapman	Pittsburgh	12/4/77	Jim Bedard	No Goal
Clark Gillies	NY Islanders	11/13/77	Bernie Wolfe	Goal
Ron Schock	Pittsburgh	11/30/76	Bernie Wolfe	No Goal
Don Luce	@ Buffalo	10/19/75	Ron Low	No Goal
Orest Kindrachuk	@ Philadelphia	11/9/74	Michel Belhumeur	Goal
Stan Mikita	@ Chicago	10/23/74	Michel Belhumeur	No Goal
Jim Pappin	@ Chicago	10/23/74	Michel Belhumeur	No Goal

MOST CAREER PENALTY SHOT SAVES

Olie Kolzig	11 (17 attempts)
Jim Bedard	3 (3 attempts)
Brent Johnson	3 (3 attempts)
Rick Tabaracci	3 (3 attempts)

MOST CAREER PENALTY SHOTS FACED

Olie Kolzig	17 (6 GA)
Don Beaupre	4 (2 GA)
Pat Riffin	4 (2 GA)

Capitals' Firsts

TEAM

Category	Date	Opponent	Result
Season	1974-75		8-67-5, 5th Norris
Game	10/9/74	at NY Rangers	NY Rangers, 6-3
Game, Home	10/15/74	vs. Los Angeles Kings	Tie, 1-1
Victory, Home	10/17/74	vs. Chicago	Washington, 4-3
Victory, Road	3/28/75	at California	Washington, 5-3
Loss, Home	10/20/74	vs. NY Islanders	NY Islanders, 5-0
Loss, Road	10/9/74	at NY Rangers	NY Rangers, 6-3
Tie, Home	10/15/74	vs. Los Angeles	Tie, 1-1
Tie, Road	10/17/75	at California	Tie, 3-3
Tie, Scoreless	12/10/88	at Montreal	Tie, 0-0
Overtime Game	10/8/83	vs. NY Islanders	NY Islanders, 8-7
Overtime Victory	11/4/83	vs. Vancouver	Washington, 5-4
Playoff Game	4/6/83	at NY Islanders	NY Islanders, 5-2
Playoff Victory	4/7/83	at NY Islanders	Washington, 4-2
Sellout (18,130)	12/26/74	vs. Philadelphia	Philadelphia, 4-1

INDIVIDUAL

Category	Player	Date & Opponent	Result
Goal	Jim Hryciuk	10/9/74 at NY Rangers	NY Rangers, 6-3
Goal, Home	Yvon Labre	10/15/74 vs. Los Angeles	Tie, 1-1
Goal Against, Road	Greg Polis	10/9/74 at NY Rangers	NY Rangers, 6-3
Goal Against, Home	Dan Maloney	10/15/74 vs. Los Angeles	Tie, 1-1
Winning Goal, Home	Jack Egers	10/17/74 vs. Chicago	Washington, 4-3
Winning Goal, Road	Nelson Pyatt	3/28/75 at California	Washington, 5-3
Overtime Goal	Bengt Gustafsson	11/4/82 vs. Vancouver	Washington, 5-4
Playoff Goal	Bob Gould	4/6/83 at NY Islanders	NY Islanders, 5-2
Power-Play Goal	Ron Anderson	10/9/74 at NY Rangers	NY Rangers, 6-3
Shorthanded Goal	Dave Kryskow	12/19/74 at Los Angeles	Los Angeles, 4-1
Two-Goal Game	Denis Dupre	10/17/74 vs. Chicago	Washington, 4-3
Hat Trick	Ron Lalonde	3/30/75 vs. Detroit	Detroit, 8-5
Double Hat Trick	T. Tookey/D. Maruk	11/21/81 vs. Philadelphia	Washington, 10-4
Assists, Road	G. Joly/D. Dupre	10/9/74 at NY Rangers	NY Rangers, 6-3
Assists, Home	D. Kryskow/B. Lesuk	10/15/74 vs. Los Angeles	Tie, 1-1
Minor Penalty	Bill Mikkelsen	10/9/74 at NY Rangers	Hooking
Major Penalty	Mike Bloom	10/17/74 vs. Chicago	Fighting
Playoff Minor Penalty	Glenn Currie	4/6/83 at NY Islanders	Elbowing
Playoff Major Penalty	Bryan Erickson	4/4/84 vs. Philadelphia	Fighting
Penalty Shot	Tom Williams	12/5/74 at Buffalo	No Goal
Shutout	Ron Low	2/16/75 vs. Kansas City	Washington, 3-0
Playoff Shutout	Bob Mason	4/11/87 at NY Islanders	Washington, 2-0

VERIZON CENTER – TEAM

Category	Date	Opponent	Result
Game	12/5/97	vs. Florida	Washington, 3-2 OT
Loss, Home	12/18/97	vs. Florida	Florida, 4-0
Tie, Home	12/16/97	vs. NY Islanders	Tie, 1-1
Tie, Scoreless	4/5/02	vs. Ottawa	Tie, 0-0
Overtime Game	12/5/97	vs. Florida	Washington, 3-2 OT
Playoff Game	4/22/98	vs. Boston	Washington, 3-1
Sellout (19,740)	12/5/97	vs. Florida	Washington, 3-2 OT
Playoff Sellout (19,740)	5/1/98	vs. Boston	Boston, 4-0

VERIZON CENTER – INDIVIDUAL

Category	Player	Date & Opponent	Result
Goal	Richard Zednik	12/5/97 vs. Florida	Washington, 3-2 OT
Goal Against	Steve Washburn	12/5/97 vs. Florida	Washington, 3-2 OT
Winning Goal	Jeff Toms	12/5/97 vs. Florida	Washington, 3-2 OT
Overtime Goal	Jeff Toms	12/5/97 vs. Florida	Washington, 3-2 OT
Playoff Goal	Brian Bellows	4/22/98 vs. Boston	Washington, 3-1
Playoff Goal Against	Dmitri Khristich	4/22/98 vs. Boston	Washington, 3-1
Power-Play Goal	Chris Simon	12/5/97 vs. Florida	Washington, 3-2 OT
Power-Play Goal Against	Robert Svehla	12/5/97 vs. Florida	Washington, 3-2 OT
Shorthanded Goal	Kelly Miller	12/23/97 vs. New Jersey	Tie, 1-1
Shorthanded Goal Against	Brian Rolston	12/30/98 vs. New Jersey	New Jersey, 3-2
Two-Goal Game	Calle Johansson	1/6/98 vs. Toronto	Washington, 5-3
Hat Trick	Peter Bondra	1/8/98 vs. NY Rangers	Washington, 5-3
Assists	Konowalchuk/Bulis	12/5/97 vs. Florida	Washington, 3-2 OT
Assists Against	Laus/Warrener	12/5/97 vs. Florida	Washington, 3-2 OT
Minor Penalty	Paul Laus	12/5/97 vs. Florida	Washington, 3-2 OT
Major Penalty	Ken Klee	12/5/97 vs. Florida	Washington, 3-2 OT
Penalty Shot	Peter Bondra	3/4/98 vs. Los Angeles	No Goal
Penalty Shot Against	Mariuz Czerkawski	12/4/98 vs. NY Islanders	No Goal
Shutout	Olie Kolzig	1/13/98 vs. Ottawa	Washington, 4-0
Shutout Against	John Vanbiesbrouck	12/18/97 vs. Florida	Florida, 4-0

Capitals NHL Award Winners



HART TROPHY
NHL Most Valuable Player
Alex Ovechkin (2008-09)
Alex Ovechkin (2007-08)



ART ROSS TROPHY
Most Points
Alex Ovechkin (2007-08)



VEZINA TROPHY
Best Goaltender
Olie Kolzig (1999-00)
Jim Carey (1995-96)



JAMES NORRIS TROPHY
Best Defenseman
Rod Langway (1982-83)
Rod Langway (1983-84)



WILLIAM JENNINGS TROPHY
Fewest Goals Against, Team
Al Jensen/Pat Riggan
(1983-84)



KING CLANCY MEMORIAL TROPHY
Leadership and Humanitarian Contribution
Olie Kolzig (2005-06)



LESTER B. PEARSON AWARD
NHLPA Most Valuable Player
Alex Ovechkin (2008-09)
Alex Ovechkin (2007-08)



MAURICE "ROCKET" RICHARD TROPHY
Most Goals
Alex Ovechkin (2008-09)
Alex Ovechkin (2007-08)



FRANK SELKE TROPHY
Best Defensive Forward
Doug Jarvis (1983-84)



JACK ADAMS AWARD
Coach of the Year
Bruce Boudreau (2007-08)
Bryan Murray (1983-84)



CALDER MEMORIAL TROPHY
Rookie of the Year
Alex Ovechkin (2005-06)

Capitals NHL Award Winners

CAPITALS NAMED TO NHL POSTSEASON ALL-STAR TEAMS

FIRST TEAM

Year	Player	Pos.
2008-09	Mike Green	D
2008-09	Alex Ovechkin	LW
2007-08	Alex Ovechkin	LW
2006-07	Alex Ovechkin	LW
2005-06	Alex Ovechkin	LW
1999-00	Olie Kolzig	G
1995-96	Jim Carey	G
1987-88	Scott Stevens	D
1983-84	Rod Langway	D
1982-83	Rod Langway	D

SECOND TEAM

Year	Player	Pos.
2002-03	Sergei Gonchar	D
2001-02	Sergei Gonchar	D
1992-93	Al Iafrate	D
1986-87	Larry Murphy	D
1984-85	Rod Langway	D
1983-84	Pat Riggan	G

CAPITALS NAMED TO NHL POSTSEASON ALL-ROOKIE TEAMS

Year	Player	Pos.
2007-08	Nicklas Backstrom	F
2005-06	Alex Ovechkin	F
1994-95	Jim Carey	G
1982-83	Scott Stevens	D

NHL FOUNDATION AWARD

Community Participation

2000-01	Olie Kolzig
---------	-------------

NHL PLAYER OF THE MONTH

Date	Player
Dec. 2008	Alex Ovechkin (3rd star)
Nov. 2008	Alex Ovechkin (1st star)
Oct. 2008	Alexander Semin (1st star)
March 2008	Alex Ovechkin (1st star)
Jan. 2008	Alex Ovechkin (1st star)
Jan. 2006	Alex Ovechkin
Nov. 2003	Robert Lang
Jan. 2000	Olie Kolzig
March 1996	Jim Carey
March 1995	Jim Carey
Jan. 1987	Mike Gartner

NHL ROOKIE OF THE MONTH

Date	Player
Dec. 2007	Nicklas Backstrom
Jan. 2006	Alex Ovechkin
Dec. 2005	Alex Ovechkin
March 2000	Jeff Halpern
March 1995	Jim Carey
Nov. 1990	Peter Bondra
Dec. 1984	Bob Mason

* Player of the Week and Player of the Month were first awarded in the 1980-81 season; Player of the Week and Player of the Month renamed Three Stars beginning in 2006-07 season

* Rookie of the Month was first awarded in the 1983-84 season

NHL PLAYER OF THE WEEK

Date	Player
2/9/09	Mike Green (3rd star)
2/2/09	Mike Green (3rd star)
12/29/08	Alex Ovechkin (1st star)
11/17/09	Nicklas Backstrom (1st star)
11/17/09	Alex Ovechkin (2nd star)
11/10/08	Brent Johnson (3rd star)
4/6/08	Cristobal Huet (3rd star)
3/23/08	Alex Ovechkin (1st star)
3/9/08	Alex Ovechkin (1st star)
1/27/08	Alex Ovechkin (2nd star)
12/30/08	Alex Ovechkin (1st star)
10/28/07	Alex Ovechkin (3rd star)
12/11/06	Alex Ovechkin (3rd star)
1/22/06	Alex Ovechkin
1/1/06	Alex Ovechkin
4/4/04	Jeff Halpern
2/22/04	Olie Kolzig
12/22/03	Robert Lang
11/17/03	Robert Lang
12/24/00	Adam Oates
12/17/00	Olie Kolzig
1/24/00	Sergei Gonchar
2/28/00	Olie Kolzig
2/7/99	Peter Bondra
4/19/98	Olie Kolzig
4/5/98	Peter Bondra
3/23/98	Olie Kolzig
11/24/96	Peter Bondra
3/3/96	Jim Carey
12/31/95	Jim Carey
3/15/95	Jim Carey
11/5/89	Don Beaupre
3/19/89	Dino Ciccarelli
3/12/89	Geoff Courtnall
1/8/89	Pete Peeters
2/21/88	Clint Malarchuk
2/14/88	Pete Peeters
1/24/88	Pete Peeters
1/3/87	Clint Malarchuk
1/21/85	Craig Laughlin
3/12/84	Pat Riggan
2/6/84	Pat Riggan
1/30/84	Pat Riggan
10/31/83	Al Jensen
12/20/82	Al Jensen
11/23/81	Dennis Maruk
11/17/80	Dennis Maruk
10/20/80	Mike Gartner

Capitals Honors

CAPITALS IN THE HOCKEY HALL OF FAME

Player	Year Inducted
Mike Gartner	2001
Rod Langway	2002
Larry Murphy	2004
Scott Stevens	2007
Dave Fay	2007 (Washington Times beat writer; Elmer Ferguson Memorial Award)

CAPITALS IN OLYMPIC WINTER GAMES

2006 Winter Olympics (Torino, Italy)

Olie Kolzig (Germany)
Ivan Majesky (Slovakia)
Alex Ovechkin (Russia)

2002 Winter Olympics (Salt Lake City, Utah)

Ulf Dahlen (Sweden)
Sergei Gonchar (Russia – Bronze)
Jaromir Jagr (Czech Republic)
Dimitri Khristich (Ukraine)
Andrei Nikolishin (Russia – Bronze)

1998 Winter Olympics (Nagano, Japan)

Peter Bondra (Slovakia)
Calle Johansson (Sweden)
Olie Kolzig (Germany)
Ron Wilson (Head Coach, United States)
Richard Zednik (Slovakia)

CAPITALS PROSPECTS IN THE WORLD JUNIOR CHAMPIONSHIP

Since 2004

2009 World Junior Championship (Ottawa)

Stefan Della Rovere (Canada – Gold)
Dmitry Kugryshev (Russia)

2008 World Junior Championship (Czech Republic)

Karl Alzner (Canada – Gold)
Josh Godfrey (Canada – Gold)
Michal Neuvirth (Czech Republic)
Dmitry Kugryshev (Russia – Bronze)

2007 World Junior Championship (Sweden)

Karl Alzner (Canada – Gold)
Oskar Osala (Finland)
Semyon Varlamov (Russia – Silver)
Nicklas Backstrom (Sweden)

2006 World Junior Championship (Canada)

Nicklas Backstrom (Sweden)
Chris Bourque (United States)
Sasha Pokulok (Canada – Gold)
Semyon Varlamov (Russia – Silver)

2005 World Junior Championship (United States)

Chris Bourque (United States)
Oscar Hedman (Sweden)
Alex Ovechkin (Russia – Silver)
Michail Yunkov (Russia – Silver)

2004 World Junior Championship (Finland)

Tomas Fleischmann (Czech Republic)
Peter Guggisberg (Switzerland)
Sami Lepisto (Finland – Bronze)
Alex Ovechkin (Russia)
Alexander Semin (Russia)
Steve Werner (United States – Gold)

NHL STATISTICAL LEADERS

Year	Player	Category (Total)
2008-09	Alex Ovechkin	Goals (56)
2008-09	Alex Ovechkin	Shots (528)
2007-08	Alex Ovechkin	Points (112)
2007-08	Alex Ovechkin	Goals (65)
2007-08	Alex Ovechkin	Power-Play Goals (22)
2007-08	Alex Ovechkin	Game-Winning Goals (11)
2007-08	Alex Ovechkin	Shots (446)
2006-07	Alex Ovechkin	Shots (392)
2005-06	Alex Ovechkin	Shots (425)
2001-02	Peter Bondra	Power-Play Goals (17)
2000-01	Peter Bondra	Power-Play Goals (22)
2000-01	Adam Oates	Assists (69)
1999-00	Olie Kolzig	Saves (1,794)
1999-00	Olie Kolzig	Minutes (4,371)
1997-98	Peter Bondra*	Goals (52)
1997-98	Peter Bondra	Game-Winning Goals (13)
1995-96	Jim Carey	Shutouts (9)
1994-95	Peter Bondra	Goals (34)
1994-95	Peter Bondra	Shorthanded Goals (6)
1990-91	Don Beaupre	Shutouts (5)
1989-90	Mike Liut#	Goals-Against Average (2.53)
1989-90	Mike Liut#	Shutouts (4)
1987-88	Clint Malarchuk	Shutouts (4)
1987-88	Pete Peeters	Goals-Against Average (2.78)
1983-84	Al Jensen*	Shutouts (4)
1983-84	Pat Riggin	Goals-Against Average (2.66)
1983-84	Pat Riggin*	Shutouts (4)

*Co-leader

#Acquired via trade during the season

All-Star History



Alex Ovechkin

CAPITALS ALL-STAR GAME LEADER BOARD

Goals	Assists	Points
Alex Ovechkin 4	Peter Bondra 4	Alex Ovechkin 6
Mike Gartner 2	Kevin Hatcher 3	Peter Bondra 5
	Jaromir Jagr 3	Mike Gartner 3
		Kevin Hatcher 3
		Jaromir Jagr 3
Games		
Peter Bondra 5		
Rod Langway 4		
Mike Gartner 4		

CAPITALS SELECTED TO THE NHL ALL-STAR GAME

Year	Player	Position	GP	G	A	Pts	PIM
2008-09	Alex Ovechkin	Left Wing	1	1	2	3	0
2007-08	Alex Ovechkin	Left Wing	1	2	0	2	0
2006-07	Alex Ovechkin (2)	Left Wing	1	1	0	1	0
2003-04	Robert Lang	Center	1	0	1	1	0
2002-03	Sergei Gonchar	Defense	1	0	0	0	0
	Jaromir Jagr	Right Wing	1	0	3	3	0
2001-02	Sergei Gonchar	Defense	1	0	1	1	0
	Jaromir Jagr	Right Wing	1	0	0	0	0
2000-01	Sergei Gonchar	Defense	1	0	2	2	0
1999-00	Olie Kolzig	Goaltender	1	20 Min	0 GA	8 Saves	
1998-99	Peter Bondra	Right Wing	1	0	0	0	0
1997-98	Peter Bondra	Right Wing	1	0	1	1	0
	Olie Kolzig	Goaltender	1	20 min	3 GA	14 Saves	
1996-97	Peter Bondra	Right Wing	1	0	2	2	0
	Dale Hunter	Center	1	0	0	0	0
1995-96	Peter Bondra	Right Wing	1	0	0	0	0
1993-94	Al Iafrate	Defense	1	0	0	0	0
1992-93	Peter Bondra	Right Wing	1	1	1	2	0
	Al Iafrate	Defense	1	0	0	0	0
1991-92	Don Beaupre	Goaltender	1	20 min	6 GA	6 saves	
	Randy Burridge	Left Wing	1	1	0	1	0
	Kevin Hatcher	Defense	1	0	1	1	0
1990-91	Kevin Hatcher	Defense	1	0	1	1	0
1989-90	Kevin Hatcher	Defense	1	0	1	1	0
1988-89	Mike Ridley	Center	1	1	1	2	0
	Scott Stevens	Defense	1	0	1	1	0
1987-88	Mike Gartner	Right Wing	1	1	0	1	0
1986-87	Rod Langway (4)	Defense	2	0	0	0	0
1985-86	Mike Gartner	Right Wing	1	0	0	0	2
	Rod Langway (2)	Defense	1	0	0	0	0
1984-85	Bob Carpenter (1)	Center	1	0	0	0	0
	Mike Gartner	Right Wing	1	1	0	1	0
	Rod Langway (1)	Defense	1	0	1	1	0
	Scott Stevens (1)	Defense	1	0	0	0	0
1983-84	Al Jensen (1)	Goaltender	Injured-DNP				
	Rod Langway (1)	Defense	1	0	0	0	0
1982-83	Rod Langway (1)	Defense	1	0	0	0	0
1981-82	Dennis Maruk	Center	1	0	1	1	0
1980-81	Mike Gartner (1)	Right Wing	1	0	0	0	0
1979-80	Robert Picard	Defense	1	0	0	0	0
1978-79	Robert Picard (3)	Defense	Did Not Play				
1977-78	Bob Sirois	Right Wing	1	0	0	0	0
1976-77	Guy Charron	Center	1	0	0	0	0
1975-76	Bill Clement	Center	1	0	0	0	0
1974-75	Denis Dupere	Left Wing	1	0	1	1	0

1-Selected to the starting lineup by Professional Hockey Writers Association; 2-Selected to the starting lineup by fan ballot;

3-Selected to NHL Team for Challenge '79 vs. USSR; 4-Played in Rendez-Vous '87 vs. USSR

* No All-Star Game was played in 1994-95, 2004-05 or 2005-06

CAPITALS SELECTED TO THE NHL YOUNGSTARS GAME

Year	Player	Pos.
2008-09	Nicklas Backstrom*	C
2007-08	Nicklas Backstrom	C
2006-07	Mike Green	D
2002-03	Brian Sutherby	C

* Selected but did not participate

Record Book

TEAM RECORDS – SEASON

MOST POINTS

108	2008-09 (50-24-8)
107	1985-86 (50-23-7)
102	1999-00 (44-24-12-2)
At Home	
62	1999-00 (26-5-8-2)
	1985-86 (30-8-2)
61	2008-09 (29-9-3)
On Road	
47	2008-09 (21-15-5)
46	1983-84 (22-16-2)
45	Four times; most recent 2007-08 (20-16-5)

FEWEST POINTS

21	1974-75 (8-67-5)
32	1975-76 (11-59-10)
48	1977-78 (17-49-14)
At Home	
19	1974-75 (7-28-5)
20	1975-76 (6-26-8)
27	1977-78 (10-23-7)
On Road	
2	1974-75 (1-39-0)
12	1975-76 (5-33-2)
19	1994-95 (7-12-5)

MOST WINS

50	2008-09 (50-24-8)
	1985-86 (50-23-7)
48	1983-84 (48-27-5)
At Home	
30	1985-86 (30-8-2)
29	2008-09 (29-9-3)
27	1984-85 (27-11-2)
On Road	
22	1983-84 (22-16-2)
21	2008-09 (21-15-5)
	1993-94 (21-19-1)
	1992-93 (21-19-1)

FEWEST WINS

8	1974-75 (8-67-5)
11	1975-76 (11-59-10)
17	1977-78 (17-49-14)
At Home	
6	1975-76 (6-26-8)
7	1974-75 (7-28-5)
10	1977-78 (10-23-7)
On Road	
1	1974-75 (1-39-0)
5	1975-76 (5-33-2)
7	Four times; most recent 1994-95 (7-12-5)

FEWEST LOSSES

18	1994-95 (22-18-8)
23	1985-86 (50-23-7)
24	2008-09 (50-24-8)
	1999-00 (44-24-12-2)
At Home	
5	1999-00 (26-5-8-2)
6	1994-95 (15-6-3)
8	1985-86 (30-8-2)
On Road	
12	1994-95 (7-12-5)
13	1982-83 (17-13-10)
14	1984-85 (19-14-7)

MOST LOSSES

67	1974-75 (8-67-5)
59	1975-76 (11-59-10)
49	1977-78 (17-49-14)
At Home	
28	1974-75 (7-28-5)
26	1975-76 (6-26-8)
23	Twice; most recent 1998-99 (16-23-2)
On Road	
39	1974-75 (1-39-0)
33	1975-76 (5-33-2)
27	1976-77 (7-27-6)

MOST TIES

18	1980-81 (26-36-18)
16	1982-83 (39-25-16)
15	1978-79 (24-41-15)
At Home	
9	1993-94 (17-15-9)
8	Four times; most recent 1999-00 (26-5-8-2)
On Road	
11	1980-81 (10-19-11)
10	1982-83 (17-13-10)
9	1978-79 (9-22-9)
Since 1983-84 (OT established)	
12	1999-00 (44-26-12-2)
	1997-98 (40-30-12)

FEWEST TIES

5	1983-84 (48-27-5)
	1974-75 (8-67-5)
6	Twice; most recent 1998-99 (31-45-6)
At Home	
2	1998-99 (16-23-2)
	1985-86 (30-8-2)
	1984-85 (27-11-2)
On Road	
0	1974-75 (1-39-0)
1	1993-94 (21-19-1)
	1992-93 (21-19-1)

MOST OVERTIME GAMES

21	2005-06 (9-6-6)
20	2002-03 (6-6-8)
19	Four times; most recent: 2007-08 (11-8)
At Home	
13	1999-00 (3-2-8)
12	2005-06 (5-2-5)
11	2006-07 (4-1-6)
On Road	
11	2008-09 (6-5)
	2007-08 (6-5)
	1988-89 (2-2-7)
	1986-87 (3-1-7)

FEWEST OVERTIME GAMES

9	1994-95 (0-1-8)
	1989-90 (2-1-6)
	1983-84 (1-3-5)
At Home	
3	1984-85 (1-0-2)
4	Three times; most recent 1994-95 (0-1-3)
On Road	
3	1992-93 (1-1-1)
	1983-84 (0-1-2)
4	1993-94 (2-1-1)

MOST GOALS SCORED

330	1991-92
325	1992-93
322	1984-85
At Home	
189	1981-82
179	1983-84
176	1985-86
On Road	
159	1991-92
158	1992-93
153	1982-83

FEWEST GOALS SCORED

136	1994-95
181	1974-75
195	1977-78
At Home	
75	1994-95
97	2003-04
98	1974-75
On Road	
61	1994-95
83	1974-75
89	Twice; most recent 2003-04

FEWEST GOALS ALLOWED

120	1994-95
194	1999-00
202	1997-98
At Home	
48	1994-95
83	1999-00
94	1997-98
On Road	
72	1994-95
107	1998-99
	1995-96

MOST GOALS ALLOWED

446	1974-75
394	1975-76
338	Twice; most recent 1981-82
At Home	
191	1974-75
166	1975-76
162	1978-79
On Road	
256	1974-75
223	1975-76
186	1981-82

MOST SHUTOUTS

9	1995-96
8	1983-84
7	1999-00
At Home	
7	1995-96
4	Three times; most recent 2000-01
On Road	
5	1998-99
	1983-84
4	Twice; most recent 1999-00

FEWEST SHUTOUTS

0	Four times; most recent 1991-92
At Home	
0	Six times; most recent 2005-06
On Road	
0	Ten times; most recent 2006-07

MOST TIMES SHUTOUT

12	1974-75
11	1998-99
9	Twice; most recent 1996-97
At Home	
9	1974-75
5	1975-76
4	Four times; most recent 1998-99
On Road	
7	1998-99
5	Three times; most recent 1996-97

FEWEST TIMES SHUTOUT

0	Four times; most recent 1991-92
At Home	
0	10 times; most recent 1991-92
On Road	
0	Five times; most recent 1991-92

50-PLUS GOAL SCORERS

2	1984-85 (Carpenter, Gartner)
---	------------------------------

40-PLUS GOAL SCORERS

3	1988-89 (Ciccarelli, Courtnall, Ridley)
---	---

30-PLUS GOAL SCORERS

5	1981-82 (Maruk, Walter, Gartner, Carpenter, Valentine)
---	--

20-PLUS GOAL SCORERS

9	1992-93 (Bondra, Hatcher, Khristich, Ridley, Iafate, Elynuik, Cote, Pivonka, Hunter)
---	--

LONGEST UNBEATEN STREAK

14	1/17/84 to 2/18/84 (13-0-1)
	11/24/82 to 12/23/82 (9-0-5)
12	1/28/01 to 2/24/01 (10-0-2)
At Home	
13	12/27/99 to 2/23/00 (11-0-2)
	11/25/92 to 1/31/93 (9-0-4)
12	11/7/82 to 12/14/92 (9-0-3)
On Road	
10	11/24/82 to 1/8/83 (6-0-4)
9	2/7/01 to 3/7/01 (8-0-1)
	11/21/84 to 12/20/84 (6-0-3)

LONGEST WINNING STREAK

10	1/27/84 to 2/18/84
8	3/9/89 to 3/26/89
	2/25/86 to 3/11/86
At Home	
10	1/4/00 to 2/23/00
9	12/4/08 to 1/6/09
8	Three times; most recent 3/7/98 to 4/4/98
On Road	
6	2/26/84 to 4/1/84
5	Four times; most recent 2/14/09 to 3/12/09

LONGEST WINLESS STREAK

25	11/29/75 to 1/21/76 (0-22-3)
20	10/28/77 to 12/6/77 (0-15-5)
17	Twice; most recent 2/18/75 to 3/26/75 (0-17-0)
At Home	
14	12/3/75 to 1/21/76 (0-11-3)
11	10/19/77 to 12/6/77 (0-9-2)
	2/18/75 to 3/30/75 (0-11-0)
On Road	
37	10/9/74 to 3/26/75 (0-37-0)
16	11/1/75 to 1/27/76 (0-16-0)
12	2/2/77 to 3/13/77 (0-8-4)

Record Book

LONGEST LOSING STREAK

17	2/18/75 to 3/26/75
13	10/11/81 to 11/11/81
12	12/29/75 to 1/21/76
At Home	
11	2/18/75 to 3/30/75
7	2/10/07 to 3/12/07 (0-4-3)
	10/14/81 to 11/11/81
	12/29/75 to 1/21/76

On Road	
37	10/9/74 to 3/26/75
16	11/1/75 to 1/27/76
9	3/6/07 to 3/31/07 (0-8-1)

LONGEST SHUTOUT STREAK

203:52	1/27/84 to 2/3/84
200:04	3/26/96 to 3/31/96
184:04	3/18/95 to 3/25/95

MOST CONSECUTIVE GAMES POSTING A SHUTOUT

2	Eight times; most recent 3/18/98 to 3/20/98
---	---

LONGEST SCORELESS STREAK

181:15	10/25/89 - 10/31/89
--------	---------------------

MOST CONSECUTIVE GAMES BEING SHUT OUT

2	Eight times; most recent 3/6/07 to 3/9/07
---	---

MOST CONSECUTIVE GAMES WITHOUT BEING SHUTOUT

244	10/31/89 to 11/11/92
At Home	
194	11/14/78 to 10/8/83
On Road	
96	3/15/86 to 12/7/88

BEST POWER PLAY PERCENTAGE

25.2	2008-09 (85-337)
23.9	1984-85 (79-331)
22.7	1985-86 (82-362)

WORST POWER PLAY PERCENTAGE

12.2	1977-78 (34-278)
12.9	1974-75 (48-372)
13.3	1976-77 (39-293)

BEST PENALTY KILLING PERCENTAGE

89.2	1997-98 (39-361)
86.7	1983-84 (39-293)
86.2	1999-00 (47-341)

WORST PENALTY KILLING PERCENTAGE

71.3	1974-75 (94-328)
71.9	1977-78 (73-260)
73.8	1979-80 (65-248)

MOST POWER-PLAY GOALS

97	1992-93 (445 PP, 21.8)
96	1988-89 (443 PP, 21.7)
94	1987-88 (469 PP, 20.0)

FEWEST POWER-PLAY GOALS

34	1977-78 (278 PP, 12.2)
39	1976-77 (293 PP, 13.3)
43	1999-00 (287 PP, 15.0)

MOST POWER-PLAY CHANCES

490	2005-06 (72 PPG, 14.7)
469	1987-88 (94 PPG, 20.0)
445	1992-93 (97 PPG, 21.8)

FEWEST POWER-PLAY CHANCES

226	1994-95 (45 PPG, 19.9)
278	1977-78 (34 PPG, 12.2)
287	1999-00 (43 PPG, 15.0)

FEWEST POWER-PLAY GOALS ALLOWED

34	1994-95 (220 PPA, 84.5)
39	1997-98 (361 PPA, 89.2)
	1983-84 (293 PPA, 86.7)

MOST POWER-PLAY GOALS ALLOWED

116	2005-06 (550 PPA, 78.9)
94	1974-75 (328 PPA, 71.3)
83	1980-81 (318 PPA, 73.9)

MOST TIMES SHORTHANDED

550	2005-06 (116 PPGA, 78.9)
433	1992-93 (74 PPGA, 82.9)
414	2006-07 (82 PPGA, 80.2)

FEWEST TIMES SHORTHANDED

220	1994-95 (34 PPGA, 84.5)
248	1979-80 (65 PPGA, 73.8)
252	1975-76 (64 PPGA, 74.6)

MOST SHORTHANDED GOALS

15	2005-06
14	1997-98
	1991-92

FEWEST SHORTHANDED GOALS

2	1977-78, 2001-02
	1975-76
3	1982-83

FEWEST SHORTHANDED GOALS ALLOWED

2	1994-95
3	1999-00
	1975-76

MOST SHORTHANDED GOALS ALLOWED

18	2005-06
	1983-84
	1974-75
15	Six times; most recent 1991-92

MOST PENALTY MINUTES

2,204	1989-90
2,007	1993-94
1,922	1981-82

FEWEST PENALTY MINUTES

951	1975-76
975	2007-08
994	1999-00

TEAM RECORDS – GAME

MOST GOALS

12	2/6/90 in a 12-2 win vs. QUE
At Home	
12	2/6/90 in a 12-2 win vs. QUE
On Road	
10	Three times; most recent 2/13/93 in a 10-3 win @ LA

MOST GOALS, BOTH TEAMS

18	2/22/81 in an 11-7 loss vs. QUE
At Home	
18	2/22/81 in an 11-7 loss vs. QUE
On Road	
16	Twice; most recent 2/11/93 in a 10-6 win @ STL

MOST GOALS ALLOWED

14	12/21/75 in a 14-2 loss @ BUF
12	3/15/75 in a 12-1 loss @ PIT
	12/14/74 in a 12-1 loss @ BOS
At Home	
11	Four times; most recent 11/13/02 in an 11-5 loss vs. OTT
On Road	
14	12/21/75 in a 14-2 loss @ BUF

MOST ASSISTS

20	3/3/08 in a 10-2 win vs. BOS
	2/6/90 in a 12-2 win vs. QUE
At Home	
20	3/3/08 in a 10-2 win vs. BOS
On Road	
17	2/13/93 in a 10-3 win @ LA

MOST POINTS

32	2/6/90 in a 12-2 win vs. QUE
At Home	
32	2/6/90 in a 12-2 win vs. QUE
On Road	
27	2/13/93 in a 10-3 win @ LA

MOST UNANSWERED GOALS

9	Four times; most recent 2/3/99 in a 10-1 win vs. TB
At Home	
9	Four times; most recent 2/3/99 in a 10-1 win vs. TB
On Road	
8	Twice; most recent 10/29/91 in an 8-0 win @ PIT

MOST UNANSWERED GOALS ALLOWED

11	4/2/77 in an 11-0 loss @ MTL
10	1/4/75 in a 10-0 loss @ MTL

BIGGEST WINNING MARGIN

10	2/6/90 in a 12-2 win vs. QUE
9	Four times; most recent 2/3/99 in a 10-1 win vs. TB
At Home	
10	2/6/90 in a 12-2 win vs. QUE
9	Four times; most recent 2/3/99 in a 10-1 win vs. TB
On Road	
8	10/29/91 in an 8-0 win @ PIT
	1/2/89 in an 8-0 win @ PIT
	1/28/84 in an 8-0 win @ TOR

BIGGEST WINNING MARGIN, SHUTOUT

9	3/12/96 in a 9-0 win vs. VAN
At Home	
9	3/12/96 in a 9-0 win vs. VAN
On Road	
8	10/29/91 in an 8-0 win @ PIT
	1/2/89 in an 8-0 win @ PIT
	1/28/84 in an 8-0 win @ TOR

BIGGEST LOSING MARGIN

12	12/21/75 in 14-2 loss @ BUF
11	Three times; most recent 4/22/77 in an 11-0 loss @ MTL
At Home	
10	11/10/79 in an 11-1 loss vs. MTL
On Road	
12	12/21/74 in 14-2 loss @ BUF
11	Three times; most recent 4/22/77 in an 11-0 loss @ MTL

BIGGEST LOSING MARGIN, SHUTOUT

11	4/22/77 in an 11-0 loss @ MTL
At Home	
8	3/4/75 in an 8-0 loss vs. BOS
On Road	
11	4/22/77 in an 11-0 loss @ MTL
10	1/4/75 in a 10-0 loss @ MTL

HIGHEST TIE SCORE

7-7	10/25/85 @ WPG
	11/26/80 @ DET

SCORELESS TIE

0-0	4/5/02 vs. OTT
	10/30/98 @ CGY
	12/10/88 @ MTL

MOST POWER-PLAY GOALS

7	3/13/87 in a 10-2 win vs. TOR
---	-------------------------------

MOST POWER-PLAY GOALS, BOTH TEAMS

8	Three times; most recent 3/13/87 (10-2 win vs. TOR)
---	---

MOST POWER-PLAY GOALS ALLOWED

5	Twice; most recent 1/4/75 in a 10-0 loss @ MTL
---	--

MOST SHORTHANDED GOALS

3	Three times; most recent 1/10/92 in a 7-4 win vs. LA
---	--

MOST SHORTHANDED GOALS, BOTH TEAMS

4	12/15/83 in a 3-1 loss @ PHI
---	------------------------------

MOST SHORTHANDED GOALS ALLOWED

3	Four times; most recent 4/7/06 in a 4-3 loss vs. CAR
---	--

MOST PENALTY MINUTES

177	12/21/80 in a 6-0 win @ PHI
At Home	
147	2/10/91 in a 5-2 win vs. PHI
On Road	
177	12/21/80 in a 6-0 win @ PHI

MOST PENALTY MINUTES, BOTH TEAMS

344	12/21/80 in a 6-0 win @ PHI
At Home	
294	2/10/91 in a 5-2 win vs. PHI
On Road	
344	12/21/80 in a 6-0 win @ PHI

MOST PENALTY MINUTES, OPPONENT

167	12/21/80 in a 6-0 win @ PHI
At Home	
147	2/10/91 in a 5-2 win vs. PHI
On Road	
167	12/21/80 in a 6-0 win @ PHI

FEWEST PENALTY MINUTES, BOTH TEAMS

2	Twice; most recent 2/17/78 in a 2-0 loss vs. MTL
At Home	
2	Twice; most recent 2/17/78 in a 2-0 loss vs. MTL
On Road	
4	2/15/75 in a 7-1 loss @ STL

MOST SHOTS

55	12/18/05 (3-2 loss vs. FLA)
53	12/11/81 (11-2 win vs. TOR)
At Home	
55	12/18/05 (3-2 loss vs. FLA)
53	12/11/81 (11-2 win vs. TOR)
On Road	
52	12/8/96 (2-2 tie @ BUF)

MOST SHOTS, BOTH TEAMS

97	4/15/06 (2-1 SO win at FLA)
90	Three times; most recent 1/13/93 (2-1 loss @ NYR)
At Home	
89	12/18/05 (3-2 loss vs. FLA)
84	3/25/88 (5-3 win vs. PHI)
On Road	
97	4/15/06 (2-1 SO win at FLA)
90	Three times; most recent 1/13/93 (2-1 loss @ NYR)

Record Book

MOST SHOTS ALLOWED

65	3/15/75 in a 12-1 loss @ PIT	
At Home	54	12/19/75 in a 7-5 loss vs. PHI
On Road	65	3/15/75 in a 12-1 loss @ PIT

FEWEST SHOTS

7	2/12/78 in a 4-1 loss @ PHI
At Home	
13	3/9/75 in a 4-2 loss vs. TOR
On Road	
7	2/12/78 in a 4-1 loss @ PHI

FEWEST SHOTS, BOTH TEAMS

29	12/11/90 in a 4-1 win vs. PHI
At Home	
29	12/11/90 in a 4-1 win vs. PHI
On Road	
30	11/27/98 in a 4-0 loss @ DAL

FEWEST SHOTS ALLOWED

10	10/13/08 in a 5-1 win vs. VAN
11	11/3/95 in a 3-2 loss vs. FLA
At Home	
10	10/13/08 in a 5-1 win vs. VAN
11	11/3/95 in a 3-2 loss vs. FLA
On Road	
12	1/17/96 in a 3-2 win @ CHI

BIGGEST COMEBACK WIN

At Home	4	12/15/79 in a 5-4 win vs. NYR
On Road	4	12/23/08 in a 5-4 ot win at NYR
		10/23/91 in a 6-5 win at EDM
		2/2/86 in a 5-4 win at HFD

TEAM RECORDS – PERIOD

MOST GOALS

8	2/3/99 in a 10-1 win vs. TB
At Home	
8	2/3/99 in a 10-1 win vs. TB
On Road	
7	2/13/93 in a 10-3 win at LA

MOST GOALS, BOTH TEAMS

9	Five times; most recent 2/3/98 in a 10-1 win vs. TB
At Home	
9	Three times; most recent 2/3/98 in a 10-1 win vs. TB
On Road	
9	1/8/90 in an 8-6 loss at TOR 11/26/80 in a 7-1 tie @ DET

MOST GOALS ALLOWED

8	12/21/75 in a 14-2 loss at Buffalo	
At Home	6	Three times; most recent 12/23/81 in a 7-4 loss vs. BOS
On Road	8	12/21/75 in a 14-2 loss at Buffalo

MOST POINTS

22	2/3/99 in a 10-1 win vs. TB
At Home	
22	2/3/99 in a 10-1 win vs. TB
On Road	
20	2/13/93 in a 10-3 win at LA

MOST PENALTY MINUTES

143	11/21/98 in a 5-4 loss at BOS
At Home	
111	3/27/82 in a 4-4 tie vs. PHI
On Road	
143	11/21/98 in a 5-4 loss at BOS

MOST PENALTY MINUTES, BOTH TEAMS

264	11/21/98 in a 5-4 loss at BOS
At Home	
222	3/27/82 in a 4-4 tie vs. PHI
On Road	
264	11/21/98 in a 5-4 loss at BOS

MOST SHOTS

25	12/20/08 in a 7-1 loss at PHI
24	2/3/98 in a 10-1 win vs. TB
At Home	4/15/06 in a 2-1 SO win at FLA
25	2/3/98 in a 10-1 win vs. TB
On Road	
25	12/20/08 in a 7-1 loss at PHI
24	4/15/06 in a 2-1 SO win at FLA
23	Three times; most recent 3/21/08 in a 5-3 win at ATL

FEWEST SHOTS

1	15 times; most recent 11/19/05 in a 5-1 win at MTL
At Home	
1	Seven times; most recent 3/20/03 in 2-2 tie vs. ATL
On Road	
1	Eight times; most recent 11/19/05 in a 5-1 win at MTL

MOST SHOTS, BOTH TEAMS

38	12/11/81 in an 11-2 win vs. TOR
At Home	
38	12/11/81 in an 11-2 win vs. TOR
On Road	
35	Three times; most recent 4/15/06 in a 2-1 SO win at FLA

FEWEST SHOTS, BOTH TEAMS

4	12/11/90 in a 3-1 loss vs. PHI
At Home	
4	12/11/90 in a 3-1 loss vs. PHI
On Road	
7	Six times; most recent 2/9/99 in a 2-1 win at NYI

MOST SHOTS ALLOWED

28	10/20/05 in a 3-2 loss at FLA
27	1/13/07 in a 7-3 loss at FLA
	3/15/75 in a 12-1 loss at PIT
At Home	
23	12/8/95 in a 2-2 tie vs. BUF
On Road	
28	10/20/05 in a 3-2 loss at FLA
27	1/13/07 in a 7-3 loss at FLA
	3/15/75 in a 12-1 loss at PIT

FEWEST SHOTS ALLOWED

0	3/17/09 in a 3-0 win at FLA
	2/15/03 in a 2-1 win at FLA
	2/24/94 in a 2-1 win at FLA
	12/26/75 in a 1-1 tie vs. MIN
At Home	
0	12/26/75 in a 1-1 tie vs. MIN
On Road	
0	3/17/09 in a 3-0 win at FLA
	2/15/03 in a 2-1 win at FLA
	2/24/94 in a 2-1 win at FLA

TEAM RECORDS – FASTEST GOALS

FASTEST GOAL, START OF A GAME	0:08	Gaetan Duchesne, 3/14/87 in a 3-3 tie at STL
-------------------------------	------	--

FASTEST GOAL AGAINST, START OF A GAME

0:08	Greg Paslawski, 10/29/85 in a 6-3 win vs. STL
------	---

FASTEST GOAL, START OF A PERIOD

0:05	Bengt Gustafsson, 1/18/83 in a 4-1 win vs. PHI
------	--

FASTEST GOAL AGAINST, START OF A PERIOD

0:07	Garry Unger, 12/8/74 in a 3-1 Loss vs. STL
------	--

FASTEST GOAL, START OF OVERTIME

0:06	Alex Ovechkin, 12/15/06 in a 3-2 win at ATL
------	---

FASTEST TWO GOALS, BOTH TEAMS

0:06	Valeri Kamensky(NYR) and Peter Bondra (WSH), 11/9/00 in a 5-3 Loss vs. NYR
0:07	Twice; most recent Chris Valentine (WSH) and Glenn Anderson (EDM), 11/2/83 in an 11-3 loss at EDM

FASTEST TWO GOALS, CAPITALS PLAYER

0:10	Stephen Leach, 11/23/90 in a 7-3 win vs. PIT
------	--

FASTEST TWO GOALS, CAPITALS TEAM

0:06	Mike Ridley and Kelly Miller, 11/14/87 in a 4-1 win vs. MIN
	Gaetan Duchesne and Mark Taylor, 10/27/85 in a 4-2 win @ CHI

FASTEST TWO GOALS, OPPOSING TEAM

0:08	Don Luce and Gary McAdam, 3/20/77 in a 6-2 loss vs. BUF
------	---

FASTEST THREE GOALS, BOTH TEAMS

0:27	Don Jackson (EDM), Chris Valentine (WSH) and Glenn Anderson (EDM), 11/2/83 in an 11-3 loss at EDM
------	---

FASTEST THREE GOALS, CAPITALS PLAYER

2:06	Peter Bondra, 2/5/94 in a 6-3 win vs. TB
------	--

FASTEST THREE GOALS, CAPITALS TEAM

0:21	Michal Pivonka and Stephen Leach (2), 11/23/90 in a 7-3 win vs. PIT
------	---

FASTEST THREE GOALS, OPPOSING TEAM

0:29	Larry Murphy and Kevin Stevens (2), 1/26/93 in a 6-3 loss at PIT
------	--

FASTEST FOUR GOALS, BOTH TEAMS

1:26	Andre Boudrias (VAN), Mike Marson (WSH), Tracy Pratt (VAN) and Gerry O'Flaherty (VAN), 12/17/74 in a 4-2 loss at VAN
------	--

FASTEST FOUR GOALS, CAPITALS PLAYER

4:12	Peter Bondra, 2/5/94 in a 6-3 win vs. TB
------	--

FASTEST FOUR GOALS, CAPITALS TEAM

1:56	Garry Galley, David Jensen (2), Ed Kastelic, 3/13/87 in a 10-2 win vs. TOR
------	--

FASTEST FOUR GOALS, OPPOSING TEAM

1:36	Yvon Lambert, Steve Shutt, Guy Lapointe and Bob Gainey, 4/2/77 in an 11-0 loss at MTL
------	---

FASTEST FIVE GOALS, BOTH TEAMS

3:03	Mike Gartner, Garry Galley, David Jensen (2) and Ed Kastelic, 3/13/87 in a 10-2 win vs. TOR
------	---

FASTEST FIVE GOALS, CAPITALS PLAYER

24:46	Peter Bondra, 2/5/94 in a 6-3 win vs. TB
-------	--

FASTEST FIVE GOALS, CAPITALS TEAM

3:03	Mike Gartner, Garry Galley, David Jensen (2) and Ed Kastelic, 3/13/87 in a 10-2 win vs. TOR
------	---

FASTEST FIVE GOALS, OPPOSING TEAM

4:57	Rick Martin (2), Gil Perreault, Danny Gare and Don Luce, 12/21/75 in a 14-2 loss at BUF
------	---

INDIVIDUAL – CAREER

MOST SEASONS

16	Olie Kolzig
14	Peter Bondra
	Calle Johansson

MOST GAMES PLAYED

983	Calle Johansson
961	Peter Bondra
940	Kelly Miller
By Defenseman	
983	Calle Johansson
726	Rod Langway
685	Kevin Hatcher

MOST POINTS

825	Peter Bondra
789	Mike Gartner
599	Michal Pivonka
By Defenseman	
474	Calle Johansson
429	Scott Stevens
426	Kevin Hatcher

MOST GOALS

472	Peter Bondra
397	Mike Gartner
219	Alex Ovechkin
By Defenseman	
149	Kevin Hatcher
144	Sergei Gonchar
110	Calle Johansson

MOST ASSISTS

418	Michal Pivonka
392	Mike Gartner
375	Dale Hunter
By Defenseman	
361	Calle Johansson
331	Scott Stevens
277	Kevin Hatcher

MOST POWER-PLAY GOALS

137	Peter Bondra
98	Mike Gartner
78	Alex Ovechkin
By Defenseman	
53	Sergei Gonchar
51	Calle Johansson
50	Kevin Hatcher

Record Book

MOST SHORTHANDED GOALS

32	Peter Bondra
17	Mike Ridley
	Bengt Gustafsson

By Defenseman

5	Sylvain Cote
	Kevin Hatcher
4	Calle Johansson

MOST GAME-WINNING GOALS

73	Peter Bondra
54	Mike Gartner
34	Alex Ovechkin

By Defenseman

24	Kevin Hatcher
17	Sergei Gonchar
16	Calle Johansson

MOST OVERTIME GOALS

7	Alex Ovechkin
5	Peter Bondra
	Kelly Miller

By Defenseman

3	Mike Green
---	------------

MOST HAT TRICKS

19	Peter Bondra
13	Mike Gartner
10	Dennis Maruk

By Defenseman

1	Sergei Gonchar
	Kevin Hatcher

BEST PLUS-MINUS RATING

+117	Rod Langway
+88	Scott Stevens
+86	Joe Reekie

MOST PENALTY MINUTES

2003	Dale Hunter
1630	Scott Stevens
1220	Craig Berube

By Defenseman

1630	Scott Stevens
999	Kevin Hatcher
756	Yvon Labre

GOALTENDER – CAREER

MOST SEASONS

16	Olie Kolzig
6	Don Beaupre
	Al Jensen

MOST GAMES PLAYED

711	Olie Kolzig
269	Don Beaupre
173	Al Jensen

MOST MINUTES

41,259	Olie Kolzig
15,186	Don Beaupre
9,614	Al Jensen

MOST WINS

301	Olie Kolzig
128	Don Beaupre
94	Al Jensen

MOST LOSSES

293	Olie Kolzig
96	Don Beaupre
94	Ron Low

MOST TIES

63	Olie Kolzig
27	Don Beaupre
21	Bernie Wolfe

HIGHEST WINNING PERCENTAGE

.644	Al Jensen (94-98)
.615	Pete Peeters (70-81)
.583	Jim Hrivnak (28-33)

MOST SHUTOUTS

35	Olie Kolzig
14	Jim Carey
12	Don Beaupre

LOWEST GAA

2.37	Jim Carey
2.55	Rick Tabaracci
2.70	Olie Kolzig

MOST GOALS AGAINST

1,860	Olie Kolzig
773	Don Beaupre
631	Ron Low

HIGHEST SAVE PERCENTAGE

.906	Olie Kolzig
.899	Rick Tabaracci
.889	Bob Mason

MOST SHOTS FACED

19,873	Olie Kolzig
6,813	Don Beaupre
5,261	Ron Low

MOST SAVES MADE

18,013	Olie Kolzig
6,040	Don Beaupre
4,630	Ron Low

MOST ASSISTS

17	Olie Kolzig
9	Mike Palmateer
6	Pete Peeters

MOST PENALTY MINUTES

114	Don Beaupre
107	Olie Kolzig
44	Ron Low

INDIVIDUAL – SEASON

MOST POINTS

136	Dennis Maruk (1981-82)
112	Alex Ovechkin (2007-08)
110	Alex Ovechkin (2008-09)

By Defenseman

81	Larry Murphy (1986-87)
----	------------------------

By Rookie

106	Alex Ovechkin (2005-06)
69	Nicklas Backstrom (2007-08)

MOST GOALS

65	Alex Ovechkin (2007-08)
60	Dennis Maruk (1981-82)
56	Alex Ovechkin (2008-09)

By Defenseman

34	Kevin Hatcher (1992-93)
----	-------------------------

By Rookie

52	Alex Ovechkin (2005-06)
----	-------------------------

At Home

34	Alex Ovechkin (2008-09)
32	Alex Ovechkin (2007-08)

On Road

33	Alex Ovechkin (2007-08)
----	-------------------------

MOST ASSISTS

76	Dennis Maruk (1981-82)
69	Adam Oates (2000-01)
66	Nicklas Backstrom (2008-09)

By Defenseman

61	Scott Stevens (1988-89)
----	-------------------------

By Rookie

55	Nicklas Backstrom (2007-08)
----	-----------------------------

MOST POWER-PLAY GOALS

22	Alex Ovechkin (2007-08)
	Peter Bondra (2000-01)
	Alex Ovechkin (2005-06)

By Defenseman

18	Mike Green (2008-09)
16	Scott Stevens (1984-85)

By Rookie

21	Alex Ovechkin (2005-06)
----	-------------------------

MOST SHORT-HANDED GOALS

6	Mike Gartner (1986-87)
	Peter Bondra (1994-95)

5 Five times; most recent Matt Pettinger (2005-06)

By Defenseman

2	Six times; most recent Sylvain Cote (1993-94)
---	---

By Rookie

4	Jeff Halpern (1999-00)
---	------------------------

MOST GAME-WINNING GOALS

13	Peter Bondra (1997-98)
11	Alex Ovechkin (2007-08)
	Mike Gartner (1984-85)

By Defenseman

6	Kevin Hatcher (1992-93)
---	-------------------------

By Rookie

5	Alex Ovechkin (2005-06)
	Chris Valentine (1981-82)

MOST OVERTIME GOALS

3	Mike Green (2007-08)
---	----------------------

HIGHEST SHOOTING PERCENTAGE

28.9	Bill Riley (1976-77)
26.3	Craig Laughlin (1985-86)
25.6	Wes Jarvis (1979-80)

MOST PENALTY MINUTES

339	Alan May (1989-90)
305	Craig Berube (1993-94)
291	Neil Sheehy (1989-90)

By Defenseman

291	Neil Sheehy (1989-90)
-----	-----------------------

By Rookie

207	Gord Lane (1976-77)
-----	---------------------

BEST PLUS-MINUS RATING

+36	Alan Haworth (1985-86)
+35	Rod Langway (1984-85)
+31	Darren Veitch (1984-85)
+30	Sylvain Cote (1993-94)

MOST SHOTS ON GOAL

528	Alex Ovechkin (2008-09)
446	Alex Ovechkin (2007-08)
425	Alex Ovechkin (2005-06)

MOST HAT TRICKS

4	Peter Bondra (1995-96)
	Dennis Maruk (1981-82)
	Dennis Maruk (1980-81)

By Defenseman

1	Sergei Gonchar (1999-00)
	Kevin Hatcher (1992-93)

By Rookie

2	Tony White (1975-76)
1	Six times; most recent Alex Ovechkin (2005-06)

MOST CONSECUTIVE GAMES WITH A POINT

17	Mike Gartner, 10/13/84 to 11/21/84, 12-16-28
	Mike Gartner, 2/26/81 to 4/4/81, 17-9-26

By Rookie

11	Alex Ovechkin, 3/18/06 to 4/7/06, 5-12-17
----	---

MOST CONSECUTIVE GAMES WITH A POINT TO BEGIN A CAREER

8	Alex Ovechkin, 10/5/05 to 10/20/05, 6-4-10
---	--

MOST CONSECUTIVE GAMES WITH A GOAL

9	Mike Gartner, 1/17/87 to 2/1/87, 12 goals
	Alan Haworth, 10/25/85 to 11/12/85, 11 goals

By Defenseman

8	Mike Green, 1/27/09 to 2/14/09, 10 goals
---	--

By Rookie

7	Alex Ovechkin, 2/10/06 to 3/8/06, 8 goals
---	---

MOST CONSECUTIVE GAMES WITH AN ASSIST

9	Dave Christian, 2/6/87 to 3/1/87, 11 assists
	Bengt Gustafsson, 11/6/85 to 11/27/85, 11 assists

MOST CONSECUTIVE GAMES PLAYED

422	Bob Carpenter, 10/7/81 to 11/22/86
-----	------------------------------------

GOALTENDER – SEASON

MOST GAMES PLAYED

73	Olie Kolzig (1999-00)
72	Olie Kolzig (2000-01)
71	Jim Carey (1995-96)

MOST MINUTES

4,371	Olie Kolzig (1999-00)
4,278	Olie Kolzig (2000-01)
4,069	Jim Carey (1995-96)

MOST WINS

41	Olie Kolzig (1999-00)
37	Olie Kolzig (2000-01)
35	Jim Carey (1995-96)

MOST LOSSES

36	Ron Low (1974-75)
35	Olie Kolzig (2003-04)
31	Olie Kolzig (1998-99)
	Ron Low (1975-76)

MOST TIES

11	Olie Kolzig (1999-00)
10	Olie Kolzig (1997-98)
	Wayne Stephenson (1979-80)

HIGHEST WINNING PERCENTAGE

.738	Al Jensen (1985-86)
.722	Jim Carey (1994-95)
.717	Pete Peeters (1988-89)

MOST SHUTOUTS

9	Jim Carey (1995-96)
5	Olie Kolzig (2000-01)
	Olie Kolzig (1999-00)
	Olie Kolzig (1997-98)
	Don Beaupre (1990-91)

LOWEST GAA

2.13	Jim Carey (1994-95)
2.20	Olie Kolzig (1997-98)
2.24	Olie Kolzig (1999-00)

MOST GOALS AGAINST

235	Ron Low (1974-75)
208	Ron Low (1975-76)
206	Olie Kolzig (2005-06)
	Dave Parro (1981-82)

Record Book

HIGHEST SAVE PERCENTAGE

.920	Olie Kolzig (1997-98)
.917	Olie Kolzig (1999-00)
.913	Jim Carey (1994-95)

MOST SHOTS FACED

1,997	Olie Kolzig (2001-02)
1,987	Olie Kolzig (2005-06)
1,957	Olie Kolzig (1999-00)

MOST SAVES MADE

1,805	Olie Kolzig (2001-02)
1,794	Olie Kolzig (1999-00)
1,781	Olie Kolzig (2005-06)

MOST ASSISTS

8	Mike Palmateer (1980-81)
4	Pete Peeters (1986-87)
3	Four times; most recent: Jose Theodore (2008-09)

MOST PENALTY MINUTES

30	Don Beaupre (1991-92)
24	Don Beaupre (1989-90)
22	Al Jensen (1983-84)

MOST CONSECUTIVE GAMES PLAYED

22	Wayne Stephenson, 2/23/80 to 4/5/80 (11-8-3)
----	--

LONGEST WINNING STREAK

10	Pat Riggins, 1/27/84 to 2/18/84
----	---------------------------------

LONGEST UNBEATEN STREAK

13	Pat Riggins, 1/27/84 to 2/18/84 (12-0-1)
----	--

LONGEST SHUTOUT STREAK

203:52	Pat Riggins, 1/27/84 to 2/3/84
200:04	Jim Carey, 3/26/96 to 3/31/96
184:04	Jim Carey, 3/18/95 to 3/25/95

INDIVIDUAL – GAME

MOST POINTS

7	Jaromir Jagr, 1/11/03 in a 12-2 win vs. FLA
	Dino Ciccarelli, 3/18/89 in an 8-2 win at HFD

At Home

7	Jaromir Jagr, 1/11/03 in a 12-2 win vs. FLA
---	---

On Road

7	Dino Ciccarelli, 3/18/89 in an 8-2 win at HFD
---	---

By Defenseman

5	Scott Stevens, 12/6/87 in a 10-3 win vs. LA
	Greg Theberge, 11/21/81 in a 10-4 win vs. PHI

By Rookie

5	Greg Theberge, 11/21/81 in a 10-4 win vs. PHI
---	---

MOST GOALS

5	Peter Bondra, 2/5/94 in a 6-3 win vs. TB
	Bengt Gustafsson, 1/8/84 in a 7-1 win at PHI

4	19 times; most recent Alex Ovechkin, 1/31/08 in a 5-4 OT win vs. MTL
---	--

At Home

5	Peter Bondra, 2/5/94 in a 6-3 win vs. TB
---	--

On Road

5	Bengt Gustafsson, 1/8/84 in a 7-1 win at PHI
---	--

By Defenseman

3	Sergei Gonchar, 1/4/00 in a 6-1 win vs. MTL
	Kevin Hatcher, 1/13/93 in a 5-4 loss at NYR

By Rookie

4	Jaroslav Svejksky, 4/13/97 in an 8-3 win at BUF
	Chris Valentine, 2/27/82 in a 7-1 win vs. HFD
	Bob Carpenter, 2/25/82 in a 9-1 win vs. STL

MOST ASSISTS

6	Mike Ridley, 1/7/89 in a 6-3 win vs. CHI
---	--

By Defenseman

5	Scott Stevens, 12/6/87 in a 10-3 win vs. LA
---	---

By Rookie

4	Nicklas Backstrom, 1/21/08 in a 6-5 SO win at PIT
	Nicklas Backstrom, 1/19/08 in a 5-3 win vs. FLA
	Rolf Edberg, 3/10/79 in a 7-5 win vs. STL

MOST PENALTY MINUTES

34	Randy Holt, 3/27/82 in a 4-4 tie vs. PHI
----	--

MOST SAVES

52	Olie Kolzig, 3/3/00 in a 2-2 tie vs. DET
	Michel Belhumeur, 12/7/74 in an 8-2 loss at STL

INDIVIDUAL – PERIOD

MOST POINTS

5	12 times; most recent Dennis Maruk, 3/5/82 in an 8-6 win vs. CGY
---	--

MOST GOALS

4	Peter Bondra, 2/5/94 in a 6-3 win vs. TB
---	--

MOST ASSISTS

4	Five times; most recent Adam Oates, 1/6/98 in a 5-3 win vs. TOR
---	---

MOST PENALTY MINUTES

34	Randy Holt, 3/27/82 in a 4-4 tie vs. PHI
----	--

Playoff History

YEAR-BY-YEAR PLAYOFF RECORDS

Year	Series	W	L	GP	W	L	GF	GA	Result
2008-09	2	1	1	14	7	7	41	38	Reached ECSF
2007-08	1	0	1	7	3	4	20	23	Reached ECQF
2002-03	1	0	1	6	2	4	15	14	Reached ECQF
2000-01	1	0	1	6	2	4	10	14	Reached ECQF
1999-00	1	0	1	5	1	4	8	17	Reached ECQF
1997-98	4	3	1	21	12	9	53	42	Reached SCF
1995-96	1	0	1	6	2	4	17	22	Reached ECQF
1994-95	1	0	1	7	3	4	27	29	Reached ECQF
1993-94	2	1	1	11	5	6	32	32	Reached ECSF
1992-93	1	0	1	6	2	4	22	23	Reached DSF
1991-92	1	0	1	7	3	4	27	23	Reached DSF
1990-91	2	1	1	11	5	6	29	34	Reached DF
1989-90	3	2	1	15	8	7	48	48	Reached CF
1988-89	1	0	1	6	2	4	19	25	Reached DSF
1987-88	2	1	1	14	7	7	55	51	Reached DF
1986-87	1	0	1	7	3	4	19	19	Reached DSF
1985-86	2	1	1	9	5	4	36	25	Reached DF
1984-85	1	0	1	5	2	3	12	14	Reached DSF
1983-84	2	1	1	8	4	4	28	26	Reached DF
1982-83	1	0	1	4	1	3	11	19	Reached DSF
20-Year Totals	31	11	20	175	79	96	529	538	

ALL-TIME PLAYOFF RECORD VS. OPPONENTS – SERIES

Opponent	Series	W	L	Last Meeting	Round	Result
Boston	2	1	1	1997-98	ECQF	W 4-2
Buffalo	1	1	0	1997-98	ECF	W 4-2
Detroit	1	0	1	1997-98	SCF	L 0-4
New Jersey	2	1	1	1989-90	ECQF	W 4-2
NY Islanders	6	1	5	1992-93	DSF	L 2-4
NY Rangers	5	3	2	2008-09	ECQF	W 4-3
Ottawa	1	1	0	1997-98	ECSF	W 4-1
Philadelphia	4	2	2	2007-08	ECQF	L 3-4
Pittsburgh	8	1	7	2008-09	ECSF	L 3-4
Tampa Bay	1	2	4	2002-03	ECQF	L 2-4

ALL-TIME PLAYOFF RECORD VS. OPPONENTS – GAMES

Opponent	TOTAL					HOME					AWAY				
	GP	W	L	GF	GA	GP	W	L	GF	GA	GP	W	L	GF	GA
Boston	10	4	6	21	28	5	1	4	9	16	5	3	2	12	12
Buffalo	6	4	2	13	11	3	1	2	4	6	3	3	0	9	5
Detroit	4	0	4	7	13	2	0	2	2	6	2	0	2	5	7
New Jersey	13	7	6	44	43	7	3	4	15	17	6	4	2	31	26
NY Islanders	30	12	18	89	98	18	8	10	47	53	12	4	8	45	47
NY Rangers	29	15	14	94	82	14	8	6	46	34	15	7	8	50	49
Ottawa	5	4	1	18	7	3	3	0	13	3	2	1	1	5	4
Philadelphia	23	12	11	85	78	13	8	5	39	38	10	4	6	35	35
Pittsburgh	49	19	29	143	164	25	11	14	65	73	24	8	16	82	93
Tampa Bay	6	2	4	15	14	3	0	3	5	9	3	2	1	10	5
Totals	175	79	96	529	538	93	43	50	245	255	82	36	46	284	283

PLAYOFF RECORDS BY GAME

GAME 1:	20-11	Home: 13-5	Road: 7-6
GAME 2:	14-17	Home: 9-8	Road: 5-9
	When Leading, 1-0: 8-12		
	When Trailing, 0-1: 6-5		
GAME 3:	11-20	Home: 3-10	Road: 8-10
	When Leading, 2-0: 3-5		
	When Tied, 1-1: 7-11		
	When Trailing, 0-2: 1-4		
GAME 4:	14-15	Home: 7-7	Road: 7-8
	When Leading, 3-0: 0-0		
	When Leading, 2-1: 8-6		
	When Trailing, 1-2: 4-7		
	When Trailing, 0-3: 2-2		
GAME 5:	8-18	Home: 5-11	Road: 3-7
	When Leading, 3-1: 2-6		
	When Tied, 2-2: 2-8		
	When Trailing, 1-3: 4-4		
GAME 6:	10-9	Home: 3-3	Road: 7-6
	When Leading, 3-2: 5-3		
	When Trailing, 2-3: 5-6		
GAME 7:	2-6	Home: 2-5	Road: 0-1

All-Time Playoff Scoring

	Player	GP	G	A	PTS	PIM	PP	SH	GW
1.	Dale Hunter	100	25	47	72	372	11	0	2
2.	Mike Ridley	76	19	41	60	40	3	1	2
3.	Peter Bondra	73	30	26	56	54	13	0	6
4.	Michal Pivonka	95	19	36	55	86	5	1	1
5.	Calle Johansson	95	12	42	54	42	4	0	1
7.	Scott Stevens	67	9	44	53	180	4	0	2
8.	Kevin Hatcher	83	16	32	48	224	4	2	1
9.	Kelly Miller	100	17	30	47	59	1	4	2
10.	Mike Gartner	47	16	27	43	61	4	0	1
11.	Joe Juneau	44	13	28	41	22	3	1	5
12.	Dave Christian	49	17	19	36	17	4	0	1
13.	Dino Ciccarelli	32	21	14	35	54	8	0	3
14.	Sergei Gonchar	51	13	18	31	48	5	1	3
	Alex Ovechkin	21	15	15	30	8	4	0	3
16.	Bengt Gustafsson	32	9	19	28	16	6	0	1
17.	Dmitri Khristich	45	9	17	26	33	4	0	1
	Larry Murphy	42	9	17	26	51	5	0	2
19.	Bob Gould	50	12	12	24	50	1	2	1
20.	Bobby Carpenter	32	10	13	23	53	3	0	1
21.	Alexander Semin	21	8	14	22	24	3	0	2
22.	Nicklas Backstrom	21	7	14	21	10	5	0	0
23.	John Druce	34	16	4	20	32	9	1	5
	Geoff Courtnall	21	6	14	20	44	2	0	2
	Adam Oates	32	6	14	20	12	1	1	1
	Sylvain Cote	40	6	14	20	30	1	0	0
27.	Alan Haworth	32	8	11	19	24	2	0	1
28.	Rod Langway	78	2	16	18	55	1	0	1
29.	Steve Konowalchuk	39	5	12	17	44	2	2	0
30.	Al Iafrate	23	11	5	16	40	4	0	2
	Gaetan Duchesne	33	10	6	16	39	0	1	1
	Mike Green	21	4	12	16	27	3	0	0
	Andrei Nikolishin	32	1	15	16	18	1	0	0
34.	Brian Bellows	21	6	7	13	6	2	0	1
	Brooks Laich	21	4	9	13	14	2	0	0
	Sergei Fedorov	21	2	11	13	20	0	0	1
	Greg Adams	36	2	11	13	132	1	0	0
38.	Todd Krygier	35	8	4	12	36	0	1	2
	Stephen Leach	44	6	6	12	28	1	0	1
40.	Richard Zednik	22	7	3	10	21	2	0	0
	Craig Laughlin	27	6	4	10	18	1	0	4
42.	Jeff Halpern	17	4	5	9	19	2	0	2
	Viktor Kozlov	21	4	5	9	8	0	0	1
	Keith Jones	26	4	5	9	75	1	0	0
45.	Matt Bradley	21	2	6	8	2	0	1	1
	Tom Poti	21	2	6	8	16	1	0	0
	John Tucker	12	1	7	8	0	0	0	0
48.	Bob Rouse	21	4	3	7	46	1	0	0
	David Steckel	21	4	3	7	8	0	0	1
	Doug Jarvis	17	3	4	7	8	0	0	0
	Joe Reekie	48	3	4	7	57	0	1	1
	Jaromir Jagr	6	2	5	7	2	1	0	0
53.	Esa Tikkanen	21	3	3	6	20	1	0	0
	Garry Galley	15	2	4	6	13	0	0	0
	Dave Tippett	17	2	4	6	8	0	0	0
	Yvon Corrivreau	18	1	5	6	34	0	0	0
	Mike Eagles	25	1	5	6	8	0	0	0
58.	Pat Elynuik	6	2	3	5	19	0	0	0
	Bryan Erickson	8	2	3	5	7	1	0	0
	Michael Nylander	9	3	2	5	10	1	0	1
61.	Brendan Witt	31	4	0	4	26	1	0	0
	Tomas Fleischmann	16	3	1	4	4	1	0	1
	Chris Simon	28	3	1	4	54	0	0	0
	Dainius Zubrus	12	2	2	4	6	1	0	0
	Dave Poulin	13	2	2	4	19	0	0	0
	Pat Peake	13	2	2	4	20	2	0	0

	Player	GP	G	A	PTS	PIM	PP	SH	GW
	Tim Bergland	26	2	2	4	20	0	0	0
	Andrew Brunette	6	1	3	4	0	0	0	0
	Glen Currie	12	1	3	4	4	0	0	0
	Randy Burridge	17	1	3	4	12	0	0	0
	Trevor Linden	6	0	4	4	14	0	0	0
	Phil Housley	18	0	4	4	4	0	0	0
73.	Robert Lang	6	2	1	3	2	0	0	1
	John Barrett	9	2	1	3	35	0	0	1
	Bob Joyce	14	2	1	3	9	0	0	0
	Greg Smith	25	2	1	3	43	0	1	0
	Lou Franceschetti	33	2	1	3	83	0	0	1
	Jorgen Pettersson	8	1	2	3	2	1	0	0
	Mike Lalor	10	1	2	3	22	0	0	0
	Mark Tinordi	28	1	2	3	60	0	0	0
	Ken Klee	34	1	2	3	38	0	0	0
	Alan May	49	1	2	3	80	0	0	1
	John Erskine	19	0	3	3	22	0	0	0
	Boyd Gordon	21	0	3	3	4	0	0	0
85.	Peter Sundstrom	14	2	0	2	6	0	0	1
	Milan Jurcina	21	2	0	2	18	0	1	0
	Donald Brashear	11	1	1	2	18	0	0	0
	Dennis Maruk	4	1	1	2	2	0	0	0
	Mike Grier	6	1	1	2	2	0	0	0
	John Slaney	11	1	1	2	2	1	0	0
	Nick Kypreos	16	1	1	2	53	0	0	0
	Jeff Brown	2	0	2	2	0	0	0	0
	Brian Engblom	4	0	2	2	2	0	0	0
	Paul Cavallini	6	0	2	2	18	0	0	0
	Kip Miller	6	0	2	2	2	0	0	0
	Darren Veitch	10	0	2	2	19	0	0	0
	Ulf Dahlen	11	0	2	2	4	0	0	0
	Jim Johnson	13	0	2	2	14	0	0	0
	Brian Pothier	13	0	2	2	8	0	0	0
	Shaone Morrisonn	21	0	2	2	14	0	0	0
101.	Steve Eminger	5	1	0	1	2	0	0	0
	Eric Fehr	14	1	0	1	0	0	0	0
	Grant Martin	1	1	0	1	2	0	0	0
	Rob Pearson	3	1	0	1	17	0	0	1
	Jason Woolley	4	1	0	1	4	0	0	1
	Ken Houston	4	1	0	1	4	0	0	0
	Ed Kastelic	6	1	0	1	32	1	0	0
	Chris Clark	8	1	0	1	8	0	0	0
	Gary Sampson	12	1	0	1	0	0	0	0
	Shawn Anderson	14	1	0	1	12	0	0	0
	Grant Ledyard	14	1	0	1	28	0	0	0
	Craig Berube	38	1	0	1	90	0	0	1
	Ivan Ciernik	2	0	1	1	6	0	0	0
	Chris Felix	2	0	1	1	0	0	0	0
	Tyler Sloan	2	0	1	1	0	0	0	0
	Greg Theberge	4	0	1	1	0	0	0	0
	Randy Holt	4	0	1	1	20	0	0	0
	Peter Anderson	5	0	1	1	2	0	0	0
	Mike McEwen	5	0	1	1	4	0	0	0
	Sergei Berezin	6	0	1	1	0	0	0	0
	John Blum	6	0	1	1	4	0	0	0
	Jason Doig	6	0	1	1	6	0	0	0
	Brad Schlegel	7	0	1	1	2	0	0	0
	Paul MacDermid	7	0	1	1	22	0	0	0
	Dave Shand	8	0	1	1	13	0	0	0
	Al Jensen	12	0	1	1	4	0	0	0
	Neil Sheehy	21	0	1	1	130	0	0	0
	Don Beaupre	36	0	1	1	4	0	0	0
129.	Craig Billington	1	0	0	0	0	0	0	0
	Jim McKenzie	1	0	0	0	0	0	0	0
	Ted Bulley	1	0	0	0	0	0	0	0

All-Time Playoff Scoring

Player	GP	G	A	PTS	PIM	PP	SH	GW
Grant Jennings	1	0	0	0	0	0	0	0
Mikko Leinonen	1	0	0	0	0	0	0	0
Steve Maltais	1	0	0	0	0	0	0	0
Jeff Toms	1	0	0	0	0	0	0	0
Jaroslav Svejkovsky	1	0	0	0	2	0	0	0
Nolan Baumgartner	1	0	0	0	10	0	0	0
Jeff Schultz	3	0	0	0	2	0	0	0
Andre Hidi	2	0	0	0	0	0	0	0
Milan Novy	2	0	0	0	0	0	0	0
Jose Theodore	2	0	0	0	0	0	0	0
Igor Ulanov	2	0	0	0	4	0	0	0
Chris Valentine	2	0	0	0	4	0	0	0
Jeff Greenlaw	2	0	0	0	21	0	0	0
Byron Dafoe	3	0	0	0	0	0	0	0
Scott Kleinendorst	3	0	0	0	0	0	0	0
Mark Taylor	3	0	0	0	0	0	0	0
Jeff Nelson	3	0	0	0	4	0	0	0
Dwight Schofield	3	0	0	0	14	0	0	0
Glen Metropolit	3	0	0	0	2	0	0	0
Terry Yake	3	0	0	0	0	0	0	0
Jay Beagle	4	0	0	0	0	0	0	0
Clint Malarchuk	4	0	0	0	2	0	0	0
Bob Mason	4	0	0	0	0	0	0	0
Kent Paynter	4	0	0	0	10	0	0	0
Todd Nelson	4	0	0	0	0	0	0	0

Player	GP	G	A	PTS	PIM	PP	SH	GW
Dmitri Mironov	4	0	0	0	4	0	0	0
Joe Murphy	5	0	0	0	8	0	0	0
Doug Wickenheiser	5	0	0	0	2	0	0	0
Stefan Ustorf	5	0	0	0	0	0	0	0
Brian Sutherby	5	0	0	0	10	0	0	0
Joel Kwiatkowski	6	0	0	0	2	0	0	0
Rick Tabaracci	6	0	0	0	4	0	0	0
Eric Charron	6	0	0	0	0	0	0	0
Steve Poapst	6	0	0	0	0	0	0	0
Matt Cooke	7	0	0	0	4	0	0	0
Cristobal Huet	7	0	0	0	2	0	0	0
Kevin Kaminski	8	0	0	0	52	0	0	0
Rob Murray	9	0	0	0	18	0	0	0
Pat Riggan	10	0	0	0	2	0	0	0
Jim Carey	10	0	0	0	4	0	0	0
Joe Sacco	11	0	0	0	6	0	0	0
Rob Zettler	11	0	0	0	2	0	0	0
Dave Jensen	11	0	0	0	2	0	0	0
Mike Liut	11	0	0	0	0	0	0	0
Ken Sabourin	11	0	0	0	34	0	0	0
Trent Whitfield	12	0	0	0	2	0	0	0
Timo Blomqvist	13	0	0	0	24	0	0	0
Semyon Varlamov	13	0	0	0	2	0	0	0
Pete Peeters	30	0	0	0	10	0	0	0
Olie Kolzig	45	0	0	0	12	0	0	0

CAREER LEADERS

GAMES PLAYED

1. Dale Hunter	100
Kelly Miller.....	100
3. Michal Pivonka.....	95
Calle Johansson.....	95
5. Kevin Hatcher	83
6. Mike Ridley	76
7. Peter Bondra	73
8. Scott Stevens	67
9. Bob Gould	50
10. Dave Christian	49
Alan May	49

GOALS

1. Peter Bondra.....	30
2. Dale Hunter	25
3. Dino Ciccarelli	21
4. Mike Ridley	19
Michal Pivonka.....	19
6. Kelly Miller.....	17
Dave Christian	17
8. Kevin Hatcher	16
Mike Gartner	16
John Druce.....	16

ASSISTS

1. Dale Hunter	47
2. Scott Stevens.....	44
3. Calle Johansson.....	42
4. Mike Ridley	41
5. Michal Pivonka.....	36
6. Kevin Hatcher	32
7. Kelly Miller.....	30
8. Joe Juneau	28
9. Mike Gartner	27
10. Peter Bondra.....	26

PENALTY MINUTES

1. Dale Hunter	372
2. Kevin Hatcher	224
3. Scott Stevens.....	180
4. Greg Adams	132
5. Neil Sheehy	130
6. Craig Berube.....	90
7. Michal Pivonka.....	86
8. Lou Franceschetti ..	83
9. Alan May	80
10. Keith Jones	75

POWER-PLAY GOALS

1. Peter Bondra	13
2. Dale Hunter	11
3. John Druce.....	9
4. Dino Ciccarelli	8
5. Bengt Gustafsson	6

SHORTHANDED GOALS

1. Kelly Miller.....	4
2. Bob Gould	2
Kevin Hatcher	2
Steve Konowalchuk..	2
5. Several tied	1

GAME-WINNING GOALS

1. Peter Bondra	6
2. John Druce.....	5
Joe Juneau	5
4. Craig Laughlin	4
5. Dino Ciccarelli	3
Sergei Gonchar.....	3
Alex Ovechkin.....	3

All-Time Playoff Goaltending

PLAYOFF GOALTENDING BY GOALS-AGAINST AVERAGE

Player	GP	MIN	W	L	GA	AVG	SO	SA	PCT
Bob Mason	4	309	2	2	9	1.75	1	143	.937
Olie Kolzig	45	2,797	20	24	100	2.15	6	1386	.928
Semyon Varlamov	13	759	7	6	32	2.53	2	389	.918
Byron Dafoe	3	138	0	2	6	2.61	0	42	.857
Rick Tabaracci	6	415	1	5	20	2.89	0	210	.905
Pat Riggin	10	454	2	5	22	2.91	0	177	.876
Cristobal Huet	7	451	3	4	22	2.93	0	242	.909
Don Beaupre	36	1,992	18	15	99	2.98	2	948	.896
Craig Billington	1	20	0	0	1	3.00	0	6	.833
Pete Peeters	10	1,737	15	15	91	3.14	0	816	.888
Al Jensen	12	597	5	5	32	3.22	0	280	.886
Mike Liut	11	555	4	5	32	3.46	0	252	.873
Jose Theodore	2	97	0	1	6	3.71	0	33	.818
Clint Malarchuk	4	193	0	2	15	4.62	0	95	.842
Jim Carey	10	455	2	5	35	4.66	0	190	.816

GAMES PLAYED

1. Olie Kolzig	45
2. Don Beaupre	36
3. Pete Peeters	30
4. Semyon Varlamov	13
5. Al Jensen	12

MINUTES

1. Olie Kolzig	2,797
2. Don Beaupre	1,992
3. Pete Peeters	1,737
4. Semyon Varlamov	759
5. Al Jensen	597

WINS

1. Olie Kolzig	20
2. Don Beaupre	18
3. Bob Mason	15
4. Semyon Varlamov	7
5. Al Jensen	5

SHUTOUTS

1. Olie Kolzig	6
2. Don Beaupre	2
Semyon Varlamov	2
4. Bob Mason	1

ALL-TIME SHUTOUTS

Shutouts For (11)

Date	Opponent	Score	Goaltender
4/24/09	NY Rangers	4-0	Semyon Varlamov
4/20/09	@ NY Rangers	4-0	Semyon Varlamov
4/10/03	@ Tampa Bay	3-0	Olie Kolzig
4/12/01	Pittsburgh	1-0	Olie Kolzig
5/30/98	@ Buffalo	2-0	Olie Kolzig
5/15/98	Ottawa	3-0	Olie Kolzig
5/13/98	@ Ottawa	2-0	Olie Kolzig
4/28/98	@ Boston	3-0	Olie Kolzig
4/21/94	Pittsburgh	2-0	Don Beaupre
4/5/91	@ NY Rangers	3-0	Don Beaupre
4/11/87	@ NY Islanders	2-0	Bob Mason

Shutouts Against (10)

Date	Opponent	Score	Goaltender
4/18/09	NY Rangers	0-1	Henrik Lundqvist
4/13/08	Philadelphia	0-2	Martin Biron
4/16/01	@ Pittsburgh	0-3	Johan Hedberg
4/13/00	Pittsburgh	0-7	Ron Tugnutt
5/23/98	Buffalo	0-2	Dominik Hasek
5/1/98	Boston	0-4	Byron Dafoe
5/18/95	@ Pittsburgh	0-3	Ken Wregget
5/5/94	NY Rangers	0-3	Mike Richter
4/7/91	NY Rangers	0-6	Mike Richter
5/5/90	@ Boston	0-3	Andy Moog

Playoff Overtimes

CAPITALS OVERTIME WINS

	Date	Opponent	Goal Scorer	Time	Game	Score
1.	4/10/85	NY Islanders	Alan Haworth	2:28	1	4-3
2.	4/11/85	NY Islanders (2 OT)	Mike Gartner	21:23	2	2-1
3.	4/16/88	Philadelphia	Dale Hunter	5:57	7	5-4
4.	4/8/89	Philadelphia	Kelly Miller	:51	3	4-3
5.	4/5/90	@ New Jersey	Dino Ciccarelli	5:34	1	5-4
6.	4/25/90	NY Rangers	Rod Langway	:34	4	4-3
7.	4/27/90	@ NY Rangers	John Druce	6:48	5	2-1
	4/11/91	@ NY Rangers	Dino Ciccarelli	6:44	5	5-4
9.	4/26/98	@ Boston (2 OT)	Joe Juneau	26:31	3	3-2
10.	5/3/98	@ Boston	Brian Bellows	15:24	6	3-2
11.	5/25/98	Buffalo	Todd Krygier	3:01	2	3-2
12.	5/28/98	@ Buffalo	Peter Bondra	9:37	3	4-3
13.	6/4/98	@ Buffalo	Joe Juneau	6:24	6	3-2
14.	4/18/01	@ Pittsburgh	Jeff Halpern	4:01	4	4-3
15.	5/11/09	@ Pittsburgh	David Steckel	6:22	6	5-4

CAPITALS OVERTIME LOSSES

	Date	Opponent	Goal Scorer	Time	Game	Score
1.	4/13/84	@ NY Islanders	Anders Kallur	7:35	2	4-5
2.	4/17/86	NY Rangers	Brian MacLellan	1:16	1	3-4
3.	4/23/86	@ NY Rangers	Bob Brooke	2:40	4	5-6
4.	4/18/87	NY Islanders (4 OT)	Pat LaFontaine	68:47	7	2-3
5.	4/10/88	@ Philadelphia	Murray Craven	1:18	4	4-5
6.	4/19/91	@ Pittsburgh	Kevin Stevens	8:10	2	6-7
7.	4/20/93	NY Islanders (2 OT)	Brian Mullen	34:50	2	4-5
8.	4/22/93	@ NY Islanders	Ray Ferraro	4:46	3	3-4
9.	4/24/93	@ NY Islanders (2 OT)	Ray Ferraro	25:40	4	3-4
10.	5/14/95	@ Pittsburgh	Luc Robitaille	4:30	5	5-6
11.	4/24/96	Pittsburgh (4 OT)	Petr Nedved	79:15	4	2-3
12.	4/24/98	Boston (2 OT)	Darren Van Impe	20:54	2	3-4
13.	6/11/98	@ Detroit	Kris Draper	15:24	2	4-5
14.	4/15/00	@ Pittsburgh	Jaromir Jagr	5:49	2	1-2
15.	4/24/01	@ Pittsburgh	Martin Straka	13:04	6	3-4
16.	4/15/03	Tampa Bay	Vincent Lecavalier	2:29	3	3-4
17.	4/20/03	Tampa Bay (3 OT)	Martin St. Louis	44:03	6	1-2
18.	4/17/08	Philadelphia (2 OT)	Mike Knuble	26:40	4	3-4
19.	4/22/08	Philadelphia	Joffrey Lupul	6:06	7	2-3
20.	5/6/09	@ Pittsburgh	Kris Letang	11:23	3	2-3
21.	5/9/09	Pittsburgh	Evgeni Malkin	3:28	5	3-4

OVERTIME RECORD BY YEAR

Year	Total			Home			Away		
	GP	W	L	GP	W	L	GP	W	L
2008-09	3	1	2	1	0	1	2	1	1
2007-08	2	0	2	1	0	1	1	0	1
2002-03	2	0	2	2	0	2	0	0	0
2000-01	2	1	1	0	0	0	2	1	1
1999-00	1	0	1	0	0	0	1	0	1
1997-98	7	5	2	2	1	1	5	4	1
1995-96	1	0	1	1	0	1	0	0	0
1994-95	1	0	1	0	0	0	1	0	1
1993-94	0	0	0	0	0	0	0	0	0
1992-93	3	0	3	1	0	1	2	0	2
1991-92	0	0	0	0	0	0	0	0	0
1990-91	2	1	1	0	0	0	2	1	1
1989-90	3	3	0	1	1	0	2	2	0
1988-89	1	1	0	1	1	0	0	0	0
1987-88	2	1	1	1	1	0	1	0	1
1986-87	1	0	1	1	0	1	0	0	0
1985-86	2	0	2	1	0	1	1	0	1
1984-85	2	2	0	2	2	0	0	0	0
1983-84	1	0	1	0	0	0	1	0	1
Totals	36	15	21	15	6	9	21	9	12

OVERTIME RECORD BY OPPONENT

Year	Total			Home			Away		
	GP	W	L	GP	W	L	GP	W	L
Boston	3	2	1	1	0	1	2	2	0
Buffalo	3	3	0	1	1	0	2	2	0
Detroit	1	0	1	0	0	0	1	0	1
New Jersey	1	1	0	0	0	0	1	1	0
NY Islanders	7	2	5	4	2	2	3	0	3
NY Rangers	5	3	2	2	1	1	3	2	1
Ottawa	0	0	0	0	0	0	0	0	0
Philadelphia	5	2	3	3	2	1	2	0	2
Pittsburgh	9	2	7	2	0	2	7	2	5
Tampa Bay	2	0	2	2	0	2	0	0	0
Totals	36	15	21	15	6	9	21	9	12

Playoff Hat Tricks & Penalty Shots

CAPITALS HAT TRICKS

	Date	Player	Opponent	Score	Goaltender
1989-90					
1.	4/5/90	Dino Ciccarelli	@ New Jersey	W, 5-4	Sean Burke
2.	4/21/90	John Druce	@ NY Rangers	W, 6-3	John Vanbiesbrouck, Mike Richter
1991-92					
3.	4/25/92	Dino Ciccarelli (4)	@ Pittsburgh	W, 7-2	Tom Barrasso, Ken Wregget
1992-93					
4.	4/20/93	Dale Hunter	NY Islanders	L, 4-5 2 OT	Glenn Healy
5.	4/26/93	Al Iafrate	NY Islanders	W, 6-4	Glenn Healy, Mark Fitzpatrick
2008-09					
6.	5/4/09	Alex Ovechkin	Pittsburgh	W, 4-3	Marc-Andre Fleury

OPPONENTS HAT TRICKS

	Date	Player	Opponent	Score	Goaltender
1987-88					
1.	4/20/88	Aaron Broten	New Jersey	L, 2-5	Pete Peeters
2.	4/22/88	Mark Johnson (4)	@ New Jersey	L, 4-10	Clint Malarchuk, Pete Peeters
3.	4/22/88	Patrik Sundstrom	@ New Jersey	L, 4-10	Clint Malarchuk, Pete Peeters
1989-90					
4.	4/19/90	Bernie Nicholls	@ NY Rangers	L, 3-7	Mike Liut
1992-93					
5.	4/26/93	Ray Ferraro (4)	NY Islanders	W, 6-4	Don Beaupre
1997-98					
6.	5/11/98	Daniel Alfredsson	@ Ottawa	L, 3-4	Olie Kolzig
2008-09					
7.	5/4/09	Sidney Crosby	Pittsburgh	W, 4-3	Semyon Varlamov

CAPITALS PENALTY SHOTS

	Date	Player	Opponent	Score	Result	Goalie
1.	4/14/85	Bob Carpenter	@ NY Islanders	L, 4-6	Failed	Billy Smith
2.	5/10/95	Michal Pivonka	Pittsburgh	W, 6-2	Failed	Tom Barrasso
3.	4/24/96	Joe Juneau	Pittsburgh	L, 2-3 4 OT	Failed	Ken Wregget

OPPONENTS PENALTY SHOTS

	Date	Player	Opponent	Score	Result	Goalie
1.	4/9/83	Denis Potvin	NY Islanders	L, 2-6	Failed	Al Jensen
2.	4/15/08	Mike Richards	@ Philadelphia	L, 3-6	Goal	Cristobal Huet

Game-by-Game Playoff Results

2008-09

Eastern Conference Quarterfinals – Washington vs. New York Rangers (best-of-seven) – Washington wins series 4-3

GM	Date	Opponent	Result	Series	GWG	Goalies
1	4/15	NY Rangers	L 3-4	0-1	Dubinsky	Theodore/Lundqvist
2	4/18	NY Rangers	L 0-1	0-2	Callahan	Varlamov/Lundqvist
3	4/20	@ NY Rangers	W 4-0	1-2	Semin	Varlamov/Lundqvist
4	4/22	@ NY Rangers	L 1-2	1-3	Drury	Varlamov/Lundqvist
5	4/24	NY Rangers	W 4-0	2-3	Bradley	Varlamov/Lundqvist, Valiquette
6	4/26	@ NY Rangers	W 5-3	3-3	Kozlov	Varlamov/Lundqvist
7	4/28	NY Rangers	W 2-1	4-3	Fedorov	Varlamov/Lundqvist

Eastern Conference Semifinals – Washington vs. Pittsburgh (best-of-seven) – Pittsburgh wins series 4-3

GM	Date	Opponent	Result	Series	GWG	Goalies
1	5/2	Pittsburgh	W 3-2	1-0	Fleischmann	Varlamov/Fleury
2	5/4	Pittsburgh	W 4-3	2-0	Ovechkin	Varlamov/Fleury
3	5/6	@ Pittsburgh	L 2-3 OT	2-1	Letang	Varlamov/Fleury
4	5/8	@ Pittsburgh	L 3-5	2-2	Crosby	Varlamov/Fleury
5	5/9	Pittsburgh	L 3-4 OT	2-3	Malkin	Varlamov/Fleury
6	5/11	@ Pittsburgh	W 5-4 OT	3-3	Steckel	Varlamov/Fleury
7	5/13	Pittsburgh	L 2-6	3-4	Guerin	Varlamov, Theodore/Fleury

2007-08

Eastern Conference Quarterfinals – Washington vs. Philadelphia (best-of-seven) – Philadelphia wins series 4-3

GM	Date	Opponent	Result	Series	GWG	Goalies
1	4/11	Philadelphia	W 5-4	1-0	Ovechkin	Huet/Biron
2	4/13	Philadelphia	L 0-2	1-1	Umberger	Huet/Biron
3	4/15	@ Philadelphia	L 3-6	1-2	Briere	Huet/Biron
4	4/17	@ Philadelphia	L 3-4 2 OT	1-3	Knuble	Huet/Biron
5	4/19	Philadelphia	W 3-2	2-3	Semin	Huet/Biron
6	4/21	@ Philadelphia	W 4-2	3-3	Ovechkin	Huet/Biron
7	4/22	Philadelphia	L 2-3 OT	3-4	Lupul	Huet/Biron

2002-03

Eastern Conference Quarterfinals – Washington vs. Tampa Bay (best-of-seven) – Tampa Bay wins series 4-2

GM	Date	Opponent	Result	Series	GWG	Goalies
1	4/10	@ Tampa Bay	W 3-0	1-0	Lang	Kolzig/Khabibulin
2	4/12	@ Tampa Bay	W 6-3	2-0	Nylander	Kolzig/Khabibulin
3	4/15	Tampa Bay	L 3-4 OT	2-1	Lecavalier	Kolzig/Khabibulin
4	4/16	Tampa Bay	L 1-3	2-2	St. Louis	Kolzig/Khabibulin
5	4/18	@ Tampa Bay	L 1-2	2-3	St. Louis	Kolzig/Khabibulin
6	4/24	Tampa Bay	L 1-2 3OT	2-4	St. Louis	Kolzig/Khabibulin

2000-01

Eastern Conference Quarterfinals – Washington vs. Pittsburgh (best-of-seven) – Pittsburgh wins series 4-2

GM	Date	Opponent	Result	Series	GWG	Goalies
1	4/12	Pittsburgh	W 1-0	1-0	Bondra	Kolzig/Hedberg
2	4/14	Pittsburgh	L 1-2	1-1	Lemieux	Kolzig/Hedberg
3	4/16	@ Pittsburgh	L 0-3	1-2	Stevens	Kolzig/Hedberg
4	4/18	@ Pittsburgh	W 4-3 OT	2-2	Halpern	Kolzig/Hedberg
5	4/21	Pittsburgh	L 1-2	2-3	Lemieux	Kolzig/Hedberg
6	4/24	@ Pittsburgh	L 3-4 OT	2-4	Straka	Kolzig/Hedberg

1999-00

Eastern Conference Quarterfinals – Pittsburgh vs. Washington (best-of-seven) – Pittsburgh wins series 4-1

GM	Date	Opponent	Result	Series	GWG	Goalies
1	4/13	Pittsburgh	L 0-7	0-1	Laukkanen	Kolzig, Billington/Tugnutt
2	4/15	@ Pittsburgh	L 1-2 OT	0-2	Jagr	Kolzig/Tugnutt
3	4/17	@ Pittsburgh	L 3-4	0-3	Slegr	Kolzig/Tugnutt
4	4/19	Pittsburgh	W 3-2	1-3	Halpern	Kolzig/Tugnutt
5	4/21	Pittsburgh	L 1-2	1-4	Jagr	Kolzig/Tugnutt

Game-by-Game Playoff Results

1997-98

Eastern Conference Quarterfinals – Washington vs. Boston (best-of-seven) – Washington wins series 4-2

GM	Date	Opponent	Result	Series	GWG	Goalies
1	4/22	Boston	W 3-1	1-0	Gonchar	Kolzig/Dafoe
2	4/24	Boston	L 3-4 2 OT	1-1	Van Impe	Kolzig/Dafoe
3	4/26	@ Boston	W 3-2 OT	2-1	Juneau	Kolzig/Dafoe
4	4/28	@ Boston	W 3-0	3-1	Oates	Kolzig/Dafoe
5	5/1	Boston	L 0-4	3-2	Samsonov	Kolzig/Dafoe
6	5/3	@ Boston	W 3-2 2 OT	4-2	Bellows	Kolzig/Dafoe

Eastern Conference Semifinals – Washington vs. Ottawa (best-of-seven) – Washington wins series 4-1

1	5/7	Ottawa	W 4-2	1-0	Bondra	Kolzig/Rhodes, Tugnut
2	5/9	Ottawa	W 6-1	2-0	Juneau	Kolzig/Tugnut
3	5/11	@ Ottawa	L 3-4	2-1	Yashin	Kolzig/Rhodes
4	5/13	@ Ottawa	W 2-0	3-1	Gonchar	Kolzig/Rhodes
5	5/15	Ottawa	W 3-0	4-1	Juneau	Kolzig/Rhodes

Eastern Conference Finals – Washington vs. Buffalo (best-of-seven) – Washington wins series 4-2

1	5/23	Buffalo	L 0-2	0-1	Grosek	Kolzig/Hasek
2	5/25	Buffalo	W 3-2 OT	1-1	Krygier	Kolzig/Hasek
3	5/28	@ Buffalo	W 4-3 OT	2-1	Bondra	Kolzig/Hasek
4	5/30	@ Buffalo	W 2-0	3-1	Berube	Kolzig/Hasek
5	6/2	Buffalo	L 1-2	3-2	Woolley	Kolzig/Hasek
6	6/4	@ Buffalo	W 3-2 OT	4-2	Juneau	Kolzig/Hasek

Stanley Cup Finals – Washington vs. Detroit (best-of-seven) – Detroit wins series 4-0

1	6/9	@ Detroit	L 1-2	0-1	Lidstrom	Kolzig/Osgood
2	6/11	@ Detroit	L 4-5 OT	0-2	Draper	Kolzig/Osgood
3	6/13	Detroit	L 1-2	0-3	Fedorov	Kolzig/Osgood
4	6/16	Detroit	L 1-4	0-4	Lapointe	Kolzig/Osgood

1995-96

Eastern Conference Quarterfinals – Washington vs. Pittsburgh (best-of-seven) – Pittsburgh wins series 4-2

GM	Date	Opponent	Result	Series	GWG	Goalies
1	4/17	@ Pittsburgh	W 6-4	1-0	Krygier	Carey, Kolzig/Barrasso
2	4/19	@ Pittsburgh	W 5-3	2-0	Bondra	Kolzig/Barrasso
3	4/22	Pittsburgh	L 1-4	2-1	Murray	Carey/Wregget
4	4/24	Pittsburgh	L 2-3 4 OT	2-2	Nedved	Kolzig/Wregget
5	4/26	@ Pittsburgh	L 1-4	2-3	Leroux	Kolzig/Wregget
6	4/28	Pittsburgh	L 2-3	2-4	Francis	Carey, Kolzig/Wregget

1994-95

Eastern Conference Quarterfinals – Washington vs. Pittsburgh (best-of-seven) – Pittsburgh wins series 4-3

GM	Date	Opponent	Result	Series	GWG	Goalies
1	5/6	@ Pittsburgh	W 5-4	1-0	Gonchar	Carey, Kolzig/Wregget
2	5/8	@ Pittsburgh	L 3-5	1-1	Stevens	Carey/Wregget
3	5/10	Pittsburgh	W 6-2	2-1	Bondra	Carey/Wregget, Barrasso
4	5/12	Pittsburgh	W 6-2	3-1	Pearson	Carey/Barrasso
5	5/14	@ Pittsburgh	L 5-6 OT	3-2	Robitaille	Carey/Wregget
6	5/16	Pittsburgh	L 1-7	3-3	Jagr	Carey, Kolzig, Dafoe/Wregget
7	5/18	@ Pittsburgh	L 0-3	3-4	MacIver	Carey/Wregget

1993-94

Eastern Conference Quarterfinals – Washington vs. Pittsburgh (best-of-seven) – Washington wins series 4-2

GM	Date	Opponent	Result	Series	GWG	Goalies
1	4/17	@ Pittsburgh	W 5-3	1-0	Juneau	Beaupre/Barrasso
2	4/19	@ Pittsburgh	L 1-2	1-1	Tocchet	Dafoe/Barrasso
3	4/21	Pittsburgh	W 2-0	2-1	Reekie	Beaupre/Barrasso
4	4/23	Pittsburgh	W 4-1	3-1	Bondra	Beaupre/Barrasso
5	4/25	@ Pittsburgh	L 2-3	3-2	Jagr	Dafoe/Barrasso
6	4/27	Pittsburgh	W 6-3	4-2	Johansson	Beaupre/Barrasso

Eastern Conference Semifinals – Washington vs. NY Rangers (best-of-seven) – NY Rangers win series 4-1

1	5/1	@ NY Rangers	L 3-6	0-1	Noonan	Beaupre/Richter
2	5/3	@ NY Rangers	L 2-5	0-2	Tikkanen	Tabaracci/Richter
3	5/5	NY Rangers	L 0-3	0-3	Leetch	Beaupre/Richter
4	5/7	NY Rangers	W 4-2	1-3	Woolley	Beaupre/Richter, Healy
5	5/9	@ NY Rangers	L 3-4	1-4	Leetch	Beaupre, Tabaracci/Richter

Game-by-Game Playoff Results

1992-93

Patrick Division Semifinals – NY Islanders vs. Washington (best-of-seven) – NY Islanders win series 4-2

GM	Date	Opponent	Result	Series	GWG	Goalies
1	4/18	NY Islanders	W 3-1	1-0	Hunter	Tabaracci/Healy
2	4/20	NY Islanders	L 4-5 2 OT	1-1	Mullen	Tabaracci/Healy
3	4/22	@ NY Islanders	L 3-4 OT	1-2	Ferraro	Tabaracci/Healy
4	4/24	@ NY Islanders	L 3-4 2 OT	1-3	Ferraro	Tabaracci/Healy
5	4/26	NY Islanders	W 6-4	2-3	Iafrate	Beaupre/Healy, Fitzpatrick
6	4/28	@ NY Islanders	L 3-5	2-4	Green	Beaupre/Healy

1991-92

Patrick Division Semifinals – Pittsburgh vs. Washington (best-of-seven) – Pittsburgh wins series 4-3

GM	Date	Opponent	Result	Series	GWG	Goalies
1	4/19	Pittsburgh	W 3-1	1-0	Druce	Beaupre/Barrasso
2	4/21	Pittsburgh	W 6-2	2-0	Pivonka	Beaupre/Barrasso
3	4/23	@ Pittsburgh	L 4-6	2-1	Lemieux	Beaupre/Barrasso
4	4/25	@ Pittsburgh	W 7-2	3-1	Khristich	Beaupre/Barrasso, Wregget
5	4/27	Pittsburgh	L 2-5	3-2	Murphy	Beaupre/Barrasso
6	4/29	@ Pittsburgh	L 4-6	3-3	Lemieux	Beaupre/Barrasso
7	5/1	Pittsburgh	L 1-3	3-4	Jagr	Beaupre/Barrasso

1990-91

Patrick Division Semifinals – Washington vs. NY Rangers (best-of-seven) – Washington wins series 4-2

GM	Date	Opponent	Result	Series	GWG	Goalies
1	4/3	@ NY Rangers	L 1-2	0-1	Nicholls	Beaupre/Richter
2	4/5	@ NY Rangers	W 3-0	1-1	Ciccarelli	Beaupre/Richter
3	4/7	NY Rangers	L 0-6	1-2	King	Beaupre, Liut/Richter
4	4/9	NY Rangers	W 3-2	2-2	May	Beaupre/Richter
5	4/11	@ NY Rangers	W 5-4 OT	3-2	Ciccarelli	Beaupre/Richter
6	4/13	NY Rangers	W 4-2	4-2	Ridley	Beaupre/Richter, Vanbiesbrouck

Patrick Division Final – Washington vs. Pittsburgh (best-of-seven) – Pittsburgh wins series 4-1

GM	Date	Opponent	Result	Series	GWG	Goalies
1	4/17	@ Pittsburgh	W 4-2	1-0	Iafrate	Beaupre/Pietrangelo
2	4/19	@ Pittsburgh	L 6-7 OT	1-1	Stevens	Beaupre, Liut/Pietrangelo
3	4/21	Pittsburgh	L 1-3	1-2	Stevens	Beaupre/Barrasso
4	4/23	Pittsburgh	L 1-3	1-3	Stevens	Beaupre/Barrasso
5	4/25	@ Pittsburgh	L 1-4	1-4	Francis	Beaupre/Barrasso

1989-90

Patrick Division Semifinals – Washington vs. New Jersey (best-of-seven) – Washington wins series 4-2

GM	Date	Opponent	Result	Series	GWG	Goalies
1	4/5	@ New Jersey	W 5-4 OT	1-0	Ciccarelli	Liut/Burke
2	4/7	@ New Jersey	L 5-6	1-1	Stastny	Liut, Beaupre/Terreri
3	4/9	New Jersey	L 1-2	1-2	Shanahan	Liut/Terreri
4	4/11	New Jersey	W 3-1	2-2	Druce	Beaupre/Burke
5	4/13	@ New Jersey	W 4-3	3-2	Courtnall	Beaupre/Terreri
6	4/15	New Jersey	W 3-2	4-2	Druce	Beaupre/Terreri

Patrick Division Finals – Washington vs. NY Rangers (best-of-seven) – Washington wins series 4-1

GM	Date	Opponent	Result	Series	GWG	Goalies
1	4/19	@ NY Rangers	L 3-7	0-1	Ogrodnick	Liut/Vanbiesbrouck
2	4/21	@ NY Rangers	W 6-3	1-1	Druce	Beaupre/Vanbiesbrouck, Richter
3	4/23	NY Rangers	W 7-1	2-1	Courtnall	Beaupre, Liut/Richter
4	4/25	NY Rangers	W 4-3 OT	3-1	Langway	Liut/Richter, Vanbiesbrouck
5	4/27	@ NY Rangers	W 2-1 OT	4-1	Druce	Liut/Vanbiesbrouck

Wales Conference Finals – Washington vs. Boston (best-of-seven) – Boston wins series 4-0

GM	Date	Opponent	Result	Series	GWG	Goalies
1	5/3	@ Boston	L 3-5	0-1	Propp	Liut/Moog
2	5/5	@ Boston	L 0-3	0-2	Carpenter	Beaupre/Moog
3	5/7	Boston	L 1-4	0-3	Janney	Beaupre/Moog
4	5/9	Boston	L 2-3	0-4	Neely	Liut/Moog

1988-89

Patrick Division Semifinals – Washington vs. Philadelphia (best-of-seven) – Philadelphia wins series 4-2

GM	Date	Opponent	Result	Series	GWG	Goalies
1	4/5	Philadelphia	W 3-2	1-0	Franceschetti	Peeters/Hextall
2	4/6	Philadelphia	L 2-3	1-1	Propp	Peeters/Hextall
3	4/8	@ Philadelphia	W 4-3 OT	2-1	Miller	Peeters/Hextall
4	4/9	@ Philadelphia	L 2-5	2-2	Murphy	Peeters/Hextall
5	4/11	Philadelphia	L 5-8	2-3	Eklund	Peeters/Hextall
6	4/13	@ Philadelphia	L 3-4	2-4	Tocchet	Peeters/Hextall

Game-by-Game Playoff Results

1987-88

Patrick Division Semifinals – Washington vs. Philadelphia (best-of-seven) – Washington wins series 4-3

GM	Date	Opponent	Result	Series	GWG	Goalies
1	4/6	Philadelphia	L 2-4	0-1	Poulin	Peeters/Hextall
2	4/7	Philadelphia	W 5-4	1-1	Miller	Peeters/Hextall
3	4/9	@ Philadelphia	L 3-4	1-2	Samuelsson	Peeters/Hextall
4	4/10	@ Philadelphia	L 4-5 OT	1-3	Craven	Malarchuk/Hextall, Laforest
5	4/12	Philadelphia	W 5-2	2-3	Hatcher	Peeters/Hextall, Laforest
6	4/14	@ Philadelphia	W 7-2	3-3	Gustafsson	Peeters/Hextall
7	4/16	Philadelphia	W 5-4 OT	4-3	Hunter	Peeters/Hextall

Patrick Division Finals – Washington vs. New Jersey (best-of-seven) – New Jersey wins series 4-3

1	4/18	New Jersey	W 3-1	1-0	Murphy	Peeters/Burke
2	4/20	New Jersey	L 2-5	1-1	Brotten	Peeters/Burke
3	4/22	@ New Jersey	L 4-10	1-2	Carlsson	Malarchuk, Peeters/Burke
4	4/24	@ New Jersey	W 4-1	2-2	Sundstrom	Peeters, Malarchuk/Burke
5	4/26	New Jersey	L 1-3	2-3	Kurvers	Malarchuk/Sauve
6	4/28	@ New Jersey	W 7-2	3-3	Leach	Peeters/Burke, Sauve
7	4/30	New Jersey	L 2-3	3-4	MacLean	Peeters/Burke

1986-87

Patrick Division Semifinals – Washington vs. NY Islanders (best-of-seven) – NY Islanders win series 4-3

GM	Date	Opponent	Result	Series	GWG	Goalies
1	4/8	NY Islanders	W 4-3	1-0	Ridley	Peeters/Hrudey
2	4/9	NY Islanders	L 1-3	1-1	Trottier	Peeters/Hrudey
3	4/11	@ NY Islanders	W 2-0	2-1	Murphy	Mason/Hrudey
4	4/12	@ NY Islanders	W 4-1	3-1	Christian	Mason/Hrudey
5	4/14	NY Islanders	L 2-4	3-2	Gilbert	Peeters/Hrudey
6	4/16	@ NY Islanders	L 4-5	3-3	Lafontaine	Mason/Hrudey
7	4/18	NY Islanders	L 2-3 4 OT	3-4	Lafontaine	Mason/Hrudey

1985-86

Patrick Division Semifinals – Washington vs. NY Islanders (best-of-five) – Washington wins series 3-0

GM	Date	Opponent	Result	Series	GWG	Goalies
1	4/9	NY Islanders	W 3-1	1-0	Carpenter	Peeters/Hrudey
2	4/10	NY Islanders	W 5-2	2-0	Stevens	Peeters/Smith
3	4/12	@ NY Islanders	W 3-1	3-0	Stevens	Peeters/Hrudey

Patrick Division Finals – Washington vs. NY Rangers (best-of-seven) – NY Rangers win series 4-2

1	4/17	NY Rangers	L 3-4 OT	0-1	MacLellan	Peeters/Vanbiesbrouck
2	4/19	NY Rangers	W 8-1	1-1	Laughlin	Peeters/Vanbiesbrouck, Hanlon
3	4/21	@ NY Rangers	W 6-3	2-1	Barrett	Peeters/Vanbiesbrouck
4	4/23	@ NY Rangers	L 5-6 OT	2-2	Brooke	Peeters/Vanbiesbrouck
5	4/25	NY Rangers	L 2-4	2-3	Sandstrom	Peeters/Vanbiesbrouck
6	4/27	@ NY Rangers	L 1-2	2-4	Larouche	Peeters/Vanbiesbrouck

1984-85

Patrick Division Semifinals – Washington vs. NY Islanders (best-of-five) – NY Islanders win series 3-2

GM	Date	Opponent	Result	Series	GWG	Goalies
1	4/10	NY Islanders	W 4-3 OT	1-0	Haworth	Riggin/Smith
2	4/11	NY Islanders	W 2-1 2 OT	2-0	Gartner	Jensen/Hrudey
3	4/13	@ NY Islanders	L 1-2	2-1	Sutter	Jensen/Smith
4	4/14	@ NY Islanders	L 4-6	2-2	Trottier	Jensen/Smith
5	4/16	NY Islanders	L 1-2	2-3	Sutter	Riggin/Smith

1983-84

Patrick Division Semifinals – Washington vs. Philadelphia (best-of-five) – Washington wins series 3-0

GM	Date	Opponent	Result	Series	GWG	Goalies
1	4/4	Philadelphia	W 4-2	1-0	Duchesne	Riggin/Froese, Lindbergh
2	4/5	Philadelphia	W 6-2	2-0	Laughlin	Jensen/Froese
3	4/7	@ Philadelphia	W 5-1	3-0	Laughlin	Jensen/Lindbergh, Froese

Patrick Division Finals – Washington vs. NY Islanders (best-of-seven) – NY Islanders win series 4-1

1	4/12	@ NY Islanders	W 3-2	1-0	Laughlin	Jensen/Smith, Melanson
2	4/13	@ NY Islanders	L 4-5 OT	1-1	Kallur	Jensen, Riggin/Smith
3	4/15	NY Islanders	L 1-3	1-2	Sutter	Riggin/Smith
4	4/16	NY Islanders	L 2-5	1-3	Boutilier	Riggin, Jensen/Smith
5	4/18	@ NY Islanders	L 3-5	1-4	Flatley	Jensen, Riggin/Smith

Game-by-Game Playoff Results

1982-83

Patrick Division Semifinals – Washington vs. NY Islanders (best-of-five) – NY Islanders win series 3-1

GM	Date	Opponent	Result	Series	GWG	Goalies
1	4/6	@ NY Islanders	L 2-5	0-1	Tonelli	Riggin/Smith
2	4/7	@ NY Islanders	W 4-2	1-1	Gould	Jensen/Smith
3	4/9	NY Islanders	L 2-6	1-2	Trottier	Jensen, Riggin/Smith
4	4/10	NY Islanders	L 3-6	1-3	Hallin	Jensen, Riggin/Smith

Year-by-Year Playoff Statistics

2008-09

Player	GP	G	A	PTS	PIM
Alex Ovechkin	14	11	10	21	8
Nicklas Backstrom	14	3	12	15	8
Alexander Semin	14	5	9	14	16
Mike Green	14	1	8	9	12
Sergei Fedorov	14	1	7	8	12
Brooks Laich	14	3	4	7	10
Tom Poti	14	2	5	7	4
Viktor Kozlov	14	4	2	6	6
Matt Bradley	14	2	4	6	0
David Steckel	14	3	2	5	4
Tomas Fleischmann	14	3	1	4	4
Boyd Gordon	14	0	3	3	4
Milan Jurcina	14	2	0	2	12
Brian Pothier	13	0	2	2	8
Chris Clark	8	1	0	1	8
Shaone Morrisonn	14	0	1	1	8
John Erskine	12	0	1	1	16
Tyler Sloan	2	0	1	1	0
Semyon Varlamov	13	0	0	0	2
Eric Fehr	9	0	0	0	0
Donald Brashear	4	0	0	0	18
Jay Beagle	4	0	0	0	0
Michael Nylander	3	0	0	0	2
Jose Theodore	2	0	0	0	0
Jeff Schultz	1	0	0	0	0

Goaltender	GP	MIN	W	L	GAA	SO	SA	PCT
Semyon Varlamov	13	759	7	6	2.53	2	389	.918
Jose Theodore	2	97	0	1	3.71	0	33	.818

2007-08

Player	GP	G	A	PTS	PIM
Alex Ovechkin	7	4	5	9	0
Alexander Semin	7	3	5	8	8
Mike Green	7	3	4	7	15
Nicklas Backstrom	7	4	2	6	2
Brooks Laich	7	1	5	6	4
Sergei Fedorov	7	1	4	5	8
Viktor Kozlov	7	0	3	3	2
Donald Brashear	7	1	1	2	0
David Steckel	7	1	1	2	4
Matt Bradley	7	0	2	2	2
John Erskine	7	0	2	2	6
Steve Eminger	5	1	0	1	2
Eric Fehr	5	1	0	1	0
Tom Poti	7	0	1	1	8
Shaone Morrisonn	7	0	1	1	6
Tomas Fleischmann	2	0	0	0	0
Jeff Schultz	2	0	0	0	2
Matt Cooke	7	0	0	0	4
Cristobal Huet	7	0	0	0	2
Milan Jurcina	7	0	0	0	6
Boyd Gordon	7	0	0	0	0

Goaltender	GP	MIN	W	L	GAA	SO	SA	PCT
Cristobal Huet	7	451	3	4	2.93	0	242	.909

2002-03

Player	GP	G	A	PTS	PIM
Jaromir Jagr	6	2	5	7	2
Peter Bondra	6	4	2	6	8
Michael Nylander	6	3	2	5	8
Sergei Gonchar	6	0	5	5	4
Dainius Zubrus	6	2	2	4	4
Robert Lang	6	2	1	3	2
Mike Grier	6	1	1	2	2
Brendan Witt	6	1	0	1	0
Ivan Ciernik	2	0	1	1	6
Sergei Berezin	6	0	1	1	0
Jason Doig	6	0	1	1	6
Jeff Halpern	6	0	1	1	2
Calle Johansson	6	0	1	1	0
Brian Sutherby	5	0	0	0	10
Ken Klee	6	0	0	0	6
Steve Konowalchuk	6	0	0	0	6
Joel Kwiattkowski	6	0	0	0	2
Trent Whitfield	6	0	0	0	10

Goaltender	GP	MIN	W	L	GAA	SO	SA	PCT
Olie Kolzig	6	404	2	4	2.08	1	192	.927

2000-01

Player	GP	G	A	PTS	PIM
Steve Konowalchuk	6	2	3	5	14
Jeff Halpern	6	2	3	5	17
Sergei Gonchar	6	1	3	4	2
Trevor Linden	6	0	4	4	14
Calle Johansson	6	1	2	3	2
Peter Bondra	6	2	0	2	2
Brendan Witt	6	2	0	2	12
Ulf Dahlen	6	0	1	1	2
Ken Klee	6	0	1	1	8
Chris Simon	6	0	1	1	4
Glen Metropolit	1	0	0	0	0
Dmitri Khristich	3	0	0	0	0
Joe Reekie	4	0	0	0	4
Sylvain Cote	5	0	0	0	2
Trent Whitfield	5	0	0	0	2
Adam Oates	6	0	0	0	0
Joe Sacco	6	0	0	0	2
Rob Zettler	6	0	0	0	0
Dainius Zubrus	6	0	0	0	2

Goaltender	GP	MIN	W	L	GAA	SO	SA	PCT
Olie Kolzig	6	375	2	4	2.24	1	153	.908

1999-00

Player	GP	G	A	PTS	PIM
Jeff Halpern	5	2	1	3	0
Calle Johansson	5	1	2	3	0
Adam Oates	5	0	3	3	4
Chris Simon	4	2	0	2	24
Peter Bondra	5	1	1	2	4
Andrei Nikolishin	5	0	2	2	4
Sergei Gonchar	5	1	0	1	6
Steve Konowalchuk	5	1	0	1	2
Ulf Dahlen	5	0	1	1	2
Ken Klee	5	0	1	1	10
Joe Reekie	5	0	1	1	2
Jim McKenzie	1	0	0	0	0
Glen Metropolit	2	0	0	0	2
Trent Whitfield	3	0	0	0	0
Brendan Witt	3	0	0	0	0
Terry Yake	3	0	0	0	0
Dmitri Mironov	4	0	0	0	4
Joe Murphy	5	0	0	0	8
Joe Sacco	5	0	0	0	4
Richard Zednik	5	0	0	0	5
Rob Zettler	5	0	0	0	2

Goaltender	GP	MIN	W	L	GAA	SO	SA	PCT
Craig Billington	1	20	0	0	3.00	0	5	.833
Olie Kolzig	5	284	1	4	3.40	0	87	.845

1997-98

Player	GP	G	A	PTS	PIM
Joe Juneau	21	7	10	17	8
Adam Oates	21	6	11	17	8
Andrei Nikolishin	21	1	13	14	12
Brian Bellows	21	6	7	13	6
Peter Bondra	17	7	5	12	12
Sergei Gonchar	21	7	4	11	30
Richard Zednik	17	7	3	10	16
Calle Johansson	21	2	8	10	16
Esa Tikkanen	21	3	3	6	20
Phil Housley	18	0	4	4	4
Dale Hunter	21	0	4	4	30
Todd Krygier	13	1	2	3	6
Joe Reekie	21	1	2	3	20
Mark Tinordi	21	1	2	3	42
Michal Pivonka	13	0	3	3	0
Jeff Brown	2	0	2	2	0
Mike Eagles	12	0	2	2	2
Ken Klee	9	1	0	1	10
Brendan Witt	16	1	0	1	14
Chris Simon	18	1	0	1	26
Craig Berube	21	1	0	1	21
Kelly Miller	10	0	1	1	4
Jeff Toms	1	0	0	0	0
Jaroslav Svejkovsky	1	0	0	0	2
Olie Kolzig	21	0	0	0	4

Goaltender	GP	MIN	W	L	GAA	SO	SA	PCT
Olie Kolzig	21	1351	12	9	1.95	4	740	.941

Year-by-Year Playoff Statistics

1995-96

Player	GP	G	A	PTS	PIM
Joe Juneau	5	0	7	7	6
Sergei Gonchar	6	2	4	6	4
Dale Hunter	6	1	5	6	24
Peter Bondra	6	2	3	5	8
Michal Pivonka	6	3	2	5	18
Andrew Brunette	6	1	3	4	0
Pat Peake	5	2	1	3	12
Sylvain Cote	6	2	0	2	12
Todd Krygier	6	2	0	2	12
Mike Eagles	6	1	1	2	2
Steve Konowalchuk	2	0	2	2	0
Kelly Miller	6	0	1	1	4
Ken Klee	1	0	0	0	0
Nolan Baumgartner	1	0	0	0	10
Craig Berube	2	0	0	0	19
Keith Jones	2	0	0	0	7
Kevin Kaminski	3	0	0	0	16
Jeff Nelson	3	0	0	0	4
Jim Carey	3	0	0	0	0
Olaf Kolzig	5	0	0	0	4
Stefan Ustorf	5	0	0	0	0
Jim Johnson	6	0	0	0	6
Mark Tinordi	6	0	0	0	16
Eric Charron	6	0	0	0	8
Steve Poapst	6	0	0	0	0

Goaltender	GP	MIN	W	L	GAA	SO	SA	PCT
Jim Carey	3	97	0	1	6.19	0	39	.744
Olie Kolzig	5	341	2	3	1.94	0	167	.934

1994-95

Player	GP	G	A	PTS	PIM
Peter Bondra	7	5	3	8	10
Dale Hunter	7	4	4	8	24
Keith Jones	7	4	4	8	22
Joe Juneau	7	2	6	8	2
Steve Konowalchuk	7	2	5	7	12
Dmitri Khristich	7	1	4	5	0
Michal Pivonka	7	1	4	5	21
Calle Johansson	7	3	1	4	0
Sergei Gonchar	7	2	2	4	2
Sylvain Cote	7	1	3	4	2
Kelly Miller	7	0	3	3	4
Mike Eagles	7	0	2	2	4
Jim Johnson	7	0	2	2	8
Rob Pearson	3	1	0	1	17
Mark Tinordi	1	0	0	0	2
Dave Poulin	2	0	0	0	0
Igor Ulanov	2	0	0	0	4
Kevin Kaminski	5	0	0	0	36
Craig Berube	7	0	0	0	29
Joe Reekie	7	0	0	0	2
Ken Klee	7	0	0	0	4
Jim Carey	7	0	0	0	4

Goaltender	GP	MIN	W	L	GAA	SO	SA	PCT
Olie Kozig	2	44	1	0	1.36	0	21	.952
Byron Dafoe	1	20	0	0	3.00	0	3	.667
Jim Carey	7	358	2	4	4.19	0	151	.834

1993-94

Player	GP	G	A	PTS	PIM
Mike Ridley	11	4	6	10	6
Joe Juneau	11	4	5	9	6
Kelly Miller	11	2	7	9	0
Sylvain Cote	9	1	8	9	6
Michal Pivonka	7	4	4	8	4
Kevin Hatcher	11	3	4	7	37
Peter Bondra	9	2	4	6	4
Dmitri Khristich	11	2	3	5	10
Dave Poulin	11	2	2	4	19
Calle Johansson	6	1	3	4	4
Joe Reekie	11	2	1	3	29
Dale Hunter	7	0	3	3	14
Todd Krygier	5	2	0	2	10
John Slaney	11	1	1	2	2
Randy Burridge	11	0	2	2	12
Jason Woolley	4	1	0	1	4
Shawn Anderson	8	1	0	1	12
Pat Peake	8	0	1	1	8
Keith Jones	11	0	1	1	36
Steve Konowalchuk	11	0	1	1	10
Todd Nelson	4	0	0	0	0
Don Beaupre	8	0	0	0	2
Craig Berube	8	0	0	0	21

Goaltender	GP	MIN	W	L	GAA	SO	SA	PCT
Byron Dafoe	2	118	0	2	2.54	0	39	.872
Don Beaupre	8	429	5	2	2.94	1	191	.890
Rick Tabaracci	2	111	0	2	3.24	0	50	.880

1992-93

Player	GP	G	A	PTS	PIM
Dale Hunter	6	7	1	8	35
Dmitri Khristich	6	2	5	7	2
Al Iafrate	6	6	0	6	4
Mike Ridley	6	1	5	6	0
Peter Bondra	6	0	6	6	0
Pat Elynuik	6	3	2	5	19
Calle Johansson	6	0	5	5	6
Kelly Miller	6	0	3	3	2
Sylvain Cote	6	1	1	2	4
Todd Krygier	6	1	1	2	4
Paul Cavallini	6	0	2	2	18
Michal Pivonka	6	0	2	2	0
Randy Burridge	4	1	0	1	0
Steve Konowalchuk	2	0	1	1	0
Kevin Hatcher	6	0	1	1	14
Alan May	6	0	1	1	6
Don Beaupre	2	0	0	0	0
Rick Tabaracci	4	0	0	0	4
Shawn Anderson	6	0	0	0	0
Keith Jones	6	0	0	0	10

Goaltender	GP	MIN	W	L	GAA	SO	SA	PCT
Rick Tabaracci	4	304	1	3	2.76	0	160	.913
Don Beaupre	2	119	1	1	4.54	0	65	.862

1991-92

Player	GP	G	A	PTS	PIM
Mike Ridley	7	0	11	11	0
Dino Ciccarelli	7	5	4	9	14
Peter Bondra	7	6	2	8	4
Al Iafrate	7	4	2	6	14
Kevin Hatcher	7	2	4	6	19
Michal Pivonka	7	1	5	6	13
Dmitri Khristich	7	3	2	5	15
Dale Hunter	7	1	4	5	16
Calle Johansson	7	0	5	5	4
Todd Krygier	5	2	1	3	4
Sylvain Cote	7	1	2	3	4
Kelly Miller	7	1	2	3	4
John Druce	7	1	0	1	2
Randy Burridge	2	0	1	1	0
Rod Langway	7	0	1	1	2
Paul MacDermid	7	0	1	1	22
Dave Tippett	7	0	1	1	0
Brad Schlegel	7	0	1	1	2
Alan May	7	0	0	0	0

Goaltender	GP	MIN	W	L	GAA	SO	SA	PCT
Don Beaupre	7	419	3	4	3.15	0	212	.896

1990-91

Player	GP	G	A	PTS	PIM
Dale Hunter	11	1	9	10	41
Dino Ciccarelli	11	5	4	9	22
Calle Johansson	10	2	7	9	8
Mike Ridley	11	3	4	7	8
Kelly Miller	11	4	2	6	6
Kevin Hatcher	11	3	3	6	8
Dave Tippett	10	2	3	5	8
Michal Pivonka	11	2	3	5	8
Al Iafrate	10	1	3	4	22
Dmitri Khristich	11	1	3	4	6
Stephen Leach	9	1	2	3	8
Mike Lalor	10	1	2	3	8
Tim Bergland	11	1	1	2	12
John Druce	11	1	1	2	7
Alan May	11	1	1	2	37
Rod Langway	11	0	2	2	6
Peter Bondra	4	0	1	1	2
Nick Kypreos	9	0	1	1	38
Jeff Greenlaw	1	0	0	0	2
Kent Paynter	1	0	0	0	0
Mike Liut	2	0	0	0	0
Neil Sheehy	2	0	0	0	19
Ken Sabourin	11	0	0	0	34

Goaltender	GP	MIN	W	L	GAA	SO	SA	PCT
Don Beaupre	11	624	5	5	2.79	1	294	.901
Mike Liut	2	48	0	1	5.00	0	30	.867

Year-by-Year Playoff Statistics

1989-90

Player	GP	G	A	PTS	PIM
John Druce	15	14	3	17	23
Geoff Courtall	15	4	9	13	32
Dale Hunter	15	4	8	12	61
Dino Ciccarelli	8	8	3	11	6
Scott Stevens	15	2	7	9	25
Kelly Miller	15	3	5	8	23
John Tucker	12	1	7	8	0
Kevin Hatcher	11	0	8	8	32
Mike Ridley	14	3	4	7	8
Calle Johansson	15	1	6	7	4
Bob Rouse	15	2	3	5	47
Rod Langway	15	1	4	5	12
Stephen Leach	14	2	2	4	8
Bob Joyce	14	2	1	3	9
Tim Bergland	15	1	1	2	10
Michal Pivonka	11	0	2	2	6
Nick Kypreos	7	1	0	1	15
Neil Sheehy	10	0	1	1	92
Steve Maltais	1	0	0	0	0
Scott Kleinendorst	3	0	0	0	0
Kent Paynter	3	0	0	0	10
Don Beaupre	8	0	0	0	2
Rob Murray	9	0	0	0	18
Alan May	15	0	0	0	37

Goaltender	GP	MIN	W	L	GAA	SO	SA	PCT
Don Beaupre	8	401	4	3	2.69	0	187	.904
Mike Liut	9	507	4	4	3.31	0	223	.874

1988-89

Player	GP	G	A	PTS	PIM
Geoff Courtall	6	2	5	7	12
Dino Ciccarelli	6	3	3	6	12
Bengt Gustafsson	4	2	3	5	6
Kevin Hatcher	6	1	4	5	20
Scott Stevens	6	1	4	5	11
Mike Ridley	6	0	5	5	2
Michal Pivonka	6	3	1	4	10
Dale Hunter	6	0	4	4	27
Calle Johansson	6	1	2	3	0
Bob Rouse	6	2	0	2	4
Dave Christian	6	1	1	2	0
Bob Gould	6	0	2	2	0
Lou Franceschetti	6	1	0	1	8
Stephen Leach	6	1	9	1	12
Kelly Miller	6	1	0	1	2
Chris Felix	1	0	1	1	0
Yvon Corriveau	1	0	0	0	0
John Druce	1	0	0	0	0
Doug Wickenheiser	5	0	0	0	2
Rod Langway	6	0	0	0	6
Pete Peeters	6	0	0	0	2
Neil Sheehy	6	0	0	0	19

Goaltender	GP	MIN	W	L	GAA	SO	SA	PCT
Pete Peeters	6	359	2	4	4.01	0	164	.853

1987-88

Player	GP	G	A	PTS	PIM
Bengt Gustafsson	14	4	9	13	6
Michal Pivonka	14	4	9	13	4
Dale Hunter	14	7	5	12	98
Kevin Hatcher	14	5	7	12	55
Scott Stevens	13	1	11	12	46
Mike Ridley	14	6	5	11	10
Dave Christian	14	5	6	11	6
Larry Murphy	13	4	4	8	33
Kelly Miller	13	4	4	8	10
Mike Gartner	14	3	4	7	14
Garry Galley	13	2	4	6	13
Greg Adams	14	0	5	5	58
Bob Gould	14	3	1	4	21
Stephen Leach	3	2	1	3	0
Yvon Corriveau	13	1	2	3	30
Peter Sundstrom	14	2	0	2	6
Grant Ledyard	14	1	0	1	3
Chris Felix	1	0	0	0	0
Jeff Greenlaw	1	0	0	0	19
Grant Jennings	1	0	0	0	0
Ed Kastelic	1	0	0	0	19
Lou Franceschetti	4	0	0	0	14
Clint Malarchuk	4	0	0	0	2
Rod Langway	6	0	0	0	8
Greg Smith	9	0	0	0	23
Pete Peeters	12	0	0	0	4

Goaltender	GP	MIN	W	L	GAA	SO	SA	PCT
Pete Peeters	12	654	7	5	3.12	0	326	.895
Clint Malarchuk	4	193	0	2	4.66	0	95	.842

1986-87

Player	GP	G	A	PTS	PIM
Mike Gartner	7	4	3	7	14
Scott Stevens	7	0	5	5	19
Kelly Miller	7	2	2	4	0
Larry Murphy	7	2	2	4	6
Greg Adams	7	1	3	4	38
Dave Christian	7	1	3	4	6
Gaetan Duchesne	7	3	0	3	14
Mike Ridley	7	2	1	3	6
Alan Haworth	6	0	3	3	7
Bob Gould	7	0	3	3	8
Michal Pivonka	7	1	1	2	2
Grant Martin	1	1	0	1	2
Ed Kastelic	5	1	0	1	13
Kevin Hatcher	7	1	0	1	20
John Blum	6	0	1	1	4
Rod Langway	7	0	1	1	2
Craig Laughlin	1	0	0	0	0
Garry Galley	2	0	0	0	0
Pete Peeters	3	0	0	0	2
Lou Franceschetti	7	0	0	0	23
Dave Jensen	7	0	0	0	2
Greg Smith	7	0	0	0	11

Goaltender	GP	MIN	W	L	GAA	SO	SA	PCT
Bob Mason	4	309	2	2	1.75	1	143	.937
Pete Peeters	3	180	1	2	3.00	0	76	.880

1985-86

Player	GP	G	A	PTS	PIM
Mike Gartner	9	2	10	12	4
Scott Stevens	9	3	8	11	12
Alan Haworth	9	4	6	10	11
Bob Carpenter	9	5	4	9	12
Dave Christian	9	4	4	8	0
Gaetan Duchesne	9	4	3	7	12
Bob Gould	9	4	3	7	11
Larry Murphy	9	1	5	6	6
Greg Adams	9	1	3	4	27
John Barrett	9	1	2	3	35
Greg Smith	9	1	2	3	9
Jorgen Pettersson	8	1	2	3	2
Rod Langway	9	1	2	3	6
Craig Laughlin	9	1	2	3	10
Yvon Corriveau	4	0	3	3	2
Kevin Hatcher	9	1	1	2	19
Stephen Leach	6	0	1	1	0
Dwight Schofield	3	0	0	0	14
Marc Taylor	3	0	0	0	0
Dave Jensen	4	0	0	0	0
Lou Franceschetti	8	0	0	0	15
Pete Peeters	9	0	0	0	2

Goaltender	GP	MIN	W	L	GAA	SO	SA	PCT
Pete Peeters	9	544	5	4	2.65	0	253	.905

1984-85

Player	GP	G	A	PTS	PIM
Mike Gartner	5	4	3	7	9
Larry Murphy	5	2	3	5	0
Bob Carpenter	5	1	4	5	8
Bengt Gustafsson	5	1	3	4	0
Dave Christian	5	1	1	2	0
Lou Franceschetti	5	1	1	2	15
Alan Haworth	5	1	0	1	0
Doug Jarvis	5	1	0	1	0
Gaetan Duchesne	5	0	1	1	7
Bob Gould	5	0	1	1	2
Rod Langway	5	0	1	1	6
Mike McEwen	5	0	1	1	4
Scott Stevens	5	0	1	1	20
Darren Veitch	5	0	1	1	4
Kevin Hatcher	1	0	0	0	0
Mikko Leinonen	1	0	0	0	0
Peter Anderson	2	0	0	0	0
Timo Blomquist	2	0	0	0	0
Al Jensen	3	0	0	0	2
Gary Sampson	4	0	0	0	0
Greg Adams	5	0	0	0	9
Craig Laughlin	5	0	0	0	2

Goaltender	GP	MIN	W	L	GAA	SO	SA	PCT
Al Jensen	3	201	1	2	2.39	0	86	.906
Pat Riggan	2	122	1	1	2.46	0	39	.872

Year-by-Year Playoff Statistics

1983-84

Player	GP	G	A	PTS	PIM
Mike Gartner	8	3	7	10	16
Dave Christian	8	5	4	9	5
Scott Stevens	8	1	8	9	5
Craig Laughlin	8	4	2	6	6
Alan Haworth	8	3	2	5	4
Bengt Gustafsson	8	2	3	5	0
Bryan Erickson	8	3	2	5	7
Doug Jarvis	8	2	3	5	6
Rod Langway	8	0	5	5	7
Bobby Carpenter	8	2	1	3	25
Gaetan Duchesne	8	2	1	3	2
Larry Murphy	8	0	3	3	6
Bob Gould	5	0	2	2	4
Glen Currie	8	1	0	1	0
Gary Sampson	8	1	0	1	0
Peter Andersson	3	0	1	1	2
Darren Veitch	5	0	1	1	15
Al Jensen	6	0	1	1	2
Dave Shand	8	0	1	1	13
Greg Adams	1	0	0	0	0
Andre Hidi	2	0	0	0	0
Lou Franceschetti	3	0	0	0	8
Pat Riffin	5	0	0	0	2
Timo Blomqvist	8	0	0	0	8

Goaltender	GP	MIN	W	L	GAA	SO	SA	PCT
Pat Riffin	5	230	1	3	2.35	0	81	.888
Al Jensen	6	258	3	1	3.26	0	120	.882

1982-83

Player	GP	G	A	PTS	PIM
Bob Gould	4	5	0	5	4
Glen Currie	4	0	3	3	4
Gaetan Duchesne	4	1	1	2	4
Dennis Maruk	4	1	1	2	2
Brian Engblom	4	0	2	2	2
Bobby Carpenter	4	1	0	1	2
Ken Houston	4	1	0	1	4
Craig Laughlin	4	1	0	1	0
Scott Stevens	4	1	0	1	26
Bengt Gustafsson	4	1	0	1	4
Randy Holt	4	0	1	1	20
Doug Jarvis	4	0	1	1	0
Greg Theberge	4	0	1	1	0
Ted Bulley	1	0	0	0	0
Milan Novy	2	0	0	0	0
Chris Valentine	2	0	0	0	4
Timo Blomqvist	3	0	0	0	16
Mike Gartner	4	0	0	0	4
Alan Haworth	4	0	0	0	2
Rod Langway	4	0	0	0	0

Goaltender	GP	MIN	W	L	GAA	SO	SA	PCT
Al Jensen	3	139	1	2	4.32	0	75	.867
Pat Riffin	3	101	0	1	4.75	0	59	.864

Playoff Record Book

PLAYOFF – TEAM

ALL-TIME APPEARANCES
20

STANLEY CUP FINAL APPEARANCES
1 1998

CONFERENCE FINALS APPEARANCES
2 1998, 1990

TEAM – SEASON

MOST GOALS

54 1988
53 1998
48 1990
At Home
25 1998
1988
21 Three times; most recent 2009

On Road

29 1988
28 1998
1990

MOST GOALS AGAINST

50 1988
48 1990
42 1998

At Home

26 1988
24 1998
21 2009

On Road

32 1990
24 1988
23 1994

MOST POWER-PLAY GOALS

14 1998
1988

At Home

8 1990

On Road

9 1988

MOST POWER-PLAY ATTEMPTS

99 1988

At Home

51 1988

On Road

48 1988

MOST POWER-PLAY GOALS

ALLOWED

15 1998
13 Three times; most recent 2009

At Home

9 1998

On Road

9 1990

MOST SHORTHANDED GOALS

4 1988

MOST SHORTHANDED GOALS

ALLOWED

3 1990

MOST SHOTS

529 1998
424 1988

MOST SHOTS ALLOWED

740 1998
422 2009
421 1988

MOST PENALTY MINUTES

529 1988

MOST PENALTY MINUTES, OPPONENTS

647 1988

MOST SHUTOUTS

4 1998
2 2009

MOST TIMES SHUTOUT

2 1998
1 Eight times; most recent 2009

MOST CONSECUTIVE SHUTOUTS

2 5/13/98 to 5/15/98

FEWEST GOALS

8 2000
10 2001
11 1983

At Home

3 2001
4 2000

5 Three times; most recent 2003

On Road

4 2000
5 1985
6 1983

FEWEST GOALS AGAINST

14 Three times; most recent 2003
17 2000

At Home

4 2001
6 1985

9 Twice; most recent 2003

On Road

5 2003
6 Twice; most recent 2000
7 1983

FEWEST POWER-PLAY GOALS

1 1983

FEWEST POWER-PLAY GOALS

ALLOWED

3 Twice; most recent 1983

FEWEST POWER-PLAY ATTEMPTS

21 2000
22 2001
25 1983

FEWEST POWER-PLAY ATTEMPTS, OPPONENTS

17 1985

FEWEST SHOTS

127 1983

FEWEST SHOTS ALLOWED

109 2000
125 1985

FEWEST PENALTY MINUTES

83 2000
84 2003
87 2008

FEWEST PENALTY MINUTES, OPPONENTS

57 2000
78 2001
88 1983

TEAM – SERIES

MOST GOALS

31 1988 vs. PHI
27 1992 vs. PIT
26 1995 vs. PIT

At Home

17 1988 vs. PHI

On Road

15 1992 vs. PIT
1988 vs. NJ

MOST GOALS AGAINST

29 1995 vs. PIT
25 Four times; most recent 1992 vs. PIT

At Home

14 1988 vs. PHI

On Road

18 1995 vs. PIT

MOST POWER-PLAY GOALS

9 1993 vs. NYI
1989 vs. PHI

At Home

6 1993 vs. NYI

On Road

7 1984 vs. NYI

MOST POWER-PLAY ATTEMPTS

52 1988 vs. NJ

MOST POWER-PLAY GOALS

ALLOWED

10 1995 vs. PIT

At Home

5 2009 vs. PIT
1996 vs. PIT
1989 vs. PHI

On Road

6 1995 vs. PIT

MOST POWER-PLAY ATTEMPTS, OPPONENT

42 1996 vs. PIT
1995 vs. PIT

MOST SHORTHANDED GOALS

3 1988 vs. PHI

MOST SHORTHANDED GOALS ALLOWED

2 1996 vs. PIT
1990 vs. NYR

MOST SHOTS

273 1987 vs. NYI

MOST SHOTS ALLOWED

256 2009 vs. PIT

MOST PENALTY MINUTES

305 1988 vs. NJ

MOST PENALTY MINUTES, OPPONENT

349 1988 vs. NJ

FEWEST GOALS

6 1989 vs. BOS
7 1998 vs. DET
8 2000 vs. PIT

At Home

2 1998 vs. DET
1991 vs. PIT

On Road

3 Twice; most recent 1990 vs. BOS

FEWEST GOALS AGAINST

4 1986 vs. NYI
5 1984 vs. PHI
7 1998 vs. OTT

At Home

3 1998 vs. OTT
1986 vs. NYI

On Road

1 1986 vs. NYI
1984 vs. PHI

FEWEST POWER-PLAY GOALS

1 1983 vs. NYI

FEWEST POWER-PLAY ATTEMPTS

11 1984 vs. PHI

FEWEST POWER-PLAY GOALS

ALLOWED

1 Twice; most recent 1986 vs. NYI

FEWEST POWER-PLAY ATTEMPTS, OPPONENT

7 1984 vs. PHI

FEWEST SHOTS

90 1998 vs. OTT
1984 vs. PHI

FEWEST SHOTS AGAINST

90 1986 vs. NYI

FEWEST PENALTY MINUTES

40 1998 vs. DET

FEWEST PENALTY MINUTES, OPPONENT

42 1998 vs. DET

Playoff Record Book

TEAM – GAME

MOST GOALS

At Home
8 4/19/86 vs. NYR
7 4/23/90 vs. NYR
On Road
7 4/25/92 at PIT
4/14/88 at PHI
4/28/88 at NJ

MOST GOALS AGAINST

At Home
8 4/11/89 vs. PHI
7 4/13/00 vs. PIT
5/16/95 vs. PIT
On Road
10 4/22/88 at NJ
8 4/11/89 at PHI
7 4/19/91 at PIT
4/19/90 at NYR

MOST POWER-PLAY GOALS

At Home
3 Four times; most recent 4/19/96 vs. PIT
On Road
4 Twice; most recent 4/14/88 at PHI

MOST POWER-PLAY GOALS ALLOWED

At Home
3 Three times; most recent 6/16/98 vs. DET
On Road
4 4/29/92 at PIT

MOST POWER-PLAY GOALS, BOTH TEAMS

5 Several times; most recent 4/18/01 at PIT

MOST POWER-PLAY ATTEMPTS

At Home
11 4/9/83 vs. NYI
On Road
11 4/22/88 at NJ

MOST POWER-PLAY ATTEMPTS, OPPONENT

At Home
10 4/24/96 vs. PIT
On Road
12 4/23/92 at PIT

MOST SHORTHANDED GOALS

1 19 times; most recent 5/30/98 at BUF

MOST SHORTHANDED GOALS ALLOWED

1 15 times; most recent 4/16/03 vs. TB

MOST SHOTS

At Home
75 4/18/87 vs. NYI
On Road
55 4/11/91 at NYR

MOST SHOTS IN A REGULATION GAME

At Home
49 4/23/90 vs. NYR
On Road
40 4/20/09 at NYR
4/21/08 at PHI
4/26/96 at PIT

MOST SHOTS ALLOWED

At Home
65 4/24/96 vs. PIT
On Road
60 6/11/98 at DET

MOST SHOTS ALLOWED IN A REGULATION GAME

At Home
41 4/13/08 vs. PHI
On Road
43 4/12/03 at TB

MOST PENALTY MINUTES

At Home
80 4/20/88 vs. NJ
On Road
123 4/22/88 at NJ

MOST PENALTY MINUTES, OPPONENT

At Home
82 4/20/88 vs. NJ
On Road
80 4/22/88 at NJ

FEWEST GOALS

At Home
0 Six times; most recent 4/18/09 vs. NYR
On Road
0 Four times; most recent 4/16/01 at PIT

FEWEST GOALS ALLOWED

At Home
0 Four times; most recent 4/24/09 vs. NYR
On Road
0 Seven times; most recent 4/20/09 at NYR

FEWEST POWER-PLAY ATTEMPTS

0 5/13/09 vs. PIT

FEWEST POWER-PLAY ATTEMPTS, OPPONENT

1 Four times; most recent 4/28/09 vs. NYR

FEWEST SHOTS

At Home
14 5/9/90 vs. BOS
On Road
11 5/13/98 at OTT

FEWEST SHOTS ALLOWED

At Home
10 4/9/90 vs. NJ
On Road
15 4/13/85 at NYI

FEWEST PENALTY MINUTES

At Home
2 4/28/09 vs. NYR
5/1/92 vs. PIT
On Road
6 4/22/09 at NYR
6/9/98 at DET
4/12/84 at NYI

FEWEST PENALTY MINUTES, OPPONENT

At Home
0 5/13/09 vs. PIT
On Road
4 5/6/09 at PIT
5/9/90 at BOS

TEAM – PERIOD

MOST GOALS

At Home
4 Twice; most recent 5/9/98 vs. OTT
On Road
4 Twice; most recent 2/25/92 at PIT

MOST GOALS ALLOWED

At Home
4 4/11/89 vs. PHI
On Road
5 4/22/88 at NJ

MOST POWER-PLAY GOALS

3 4/14/88 vs. PHI

MOST POWER-PLAY GOALS ALLOWED

3 4/23/92 vs. PIT

MOST POWER-PLAY ATTEMPTS

7 4/28/88 vs. NJ

MOST POWER-PLAY ATTEMPTS, OPPONENT

6 4/7/91 vs. NYR

MOST SHOTS

At Home
19 Four times; most recent 4/30/90 vs. NYR
On Road
19 4/22/09 at NYR

MOST SHOTS ALLOWED

At Home
19 4/24/96 vs. PIT
On Road
21 4/21/08 at PHI

FEWEST SHOTS

At Home
0 5/7/94 vs. NYR
On Road
2 5/13/98 at OTT

FEWEST SHOTS ALLOWED

At Home
1 4/28/09 vs. NYR
4/21/01 vs. PIT
4/22/96 vs. PIT
On Road
1 4/19/94 at PIT

MOST PENALTY MINUTES

At Home
51 4/7/84 vs. NYI
On Road
77 4/22/88 at NJ

MOST PENALTY MINUTES, OPPONENT

At Home
63 4/7/84 vs. NYI
On Road
60 4/22/88 at NJ

FASTEST GOALS

FASTEST GOAL, START OF A GAME

0:15 Mike Gartner, 4/8/87 in a 4-3 win vs. NYI

FASTEST GOAL AGAINST, START OF A GAME

0:14 Kirk Muller, 4/30/88 in a 3-2 loss vs. NJ

FASTEST GOAL, START OF A PERIOD

0:15 Mike Gartner, 1st period 4/8/97 in a 4-3 win vs. NJ

FASTEST GOAL AGAINST, START OF A PERIOD

0:14 Kirk Muller, 1st period 4/30/88 in a 3-2 loss vs. NJ

FASTEST TWO GOALS, BOTH TEAMS

0:09 Bryan Trottier (NYI) and Scott Stevens (WSH), 4/10/86 in a 5-2 win vs. NYI

FASTEST TWO GOALS, CAPITALS PLAYER

0:16 Larry Murphy, 4/10/85 in a 4-3 win vs. NYI

FASTEST TWO GOALS, OPPOSING PLAYER

0:11 Petr Nedved, 4/17/96 in a 6-4 win at PIT

FASTEST TWO GOALS, TWO CAPITALS PLAYERS

0:32 Craig Laughlin and Dave Christian, 4/5/84 in a 6-2 win vs. PHI

FASTEST TWO GOALS, OPPOSING PLAYERS

0:08 Sidney Crosby and Craig Adams, 5/13/09

Playoff Record Book

FASTEST THREE GOALS, BOTH TEAMS

1:14 Dave Christian (WSH), Scott Stevens (WSH) and Pierre Larouche (NYR), 4/25/86 in a 4-2 loss vs. NYR

FASTEST THREE GOALS, CAPITALS TEAM

2:09 Mike Gartner and Larry Murphy (2), 4/10/85 in a 4-3 win vs. NYI

FASTEST FOUR GOALS, BOTH TEAMS

2:33 Danny Briere (PHI), Eric Fehr (WSH), Scott Hartnell (PHI) and Sami Kapanen (PHI), 4/15/08 in a 6-3 loss at PHI

INDIVIDUAL – SEASON

MOST GAMES PLAYED

21 12 players, 1998

MOST POINTS

21 Alex Ovechkin, 2009
17 Joe Juneau, 1998
Adam Oates, 1998
John Druce, 1990

MOST GOALS

14 John Druce, 1990
11 Alex Ovechkin, 2009
8 Dino Ciccarelli, 1990

MOST ASSISTS

13 Andrei Nikolishin, 1998
12 Nicklas Backstrom, 2009
11 Adam Oates, 1998
Mike Ridley, 1992

MOST PENALTY MINUTES

98 Dale Hunter, 1988
92 Neil Sheehy, 1990
61 Dale Hunter, 1990

MOST POWER-PLAY GOALS

8 John Druce, 1990

MOST SHORTHANDED GOALS

2 Bob Gould, 1988

MOST GAME-WINNING GOALS

5 Joe Juneau, 1998
John Druce, 1990

BEST PLUS/MINUS RATING

+10 Alex Ovechkin, 2009
+9 Calle Johansson, 1998
Dave Christian, 1988
Scott Stevens, 1986

MOST CONSECUTIVE GAMES WITH A POINT

9 Nicklas Backstrom, 4/24/09 to 5/11/09 vs. NYR, PIT
7 Geoff Courtnall, 4/13/90 to 4/27/90 vs. NJ, NYR

MOST CONSECUTIVE GAMES WITH A GOAL

7 John Druce, 4/15/90 to 5/3/90 vs. NJ, NYR, BOS

MOST CONSECUTIVE GAMES WITH AN ASSIST

6 Mike Ridley, 4/21/92 to 5/1/92 vs. PIT
Scott Stevens, 4/14/87 to 4/9/88 vs. NYI, PHI

GOALTENDER – SEASON

MOST GAMES PLAYED

21 Olie Kolzig, 1998
13 Semyon Varlamov, 2009
12 Pete Peeters, 1988

MOST MINUTES

1,351 Olie Kolzig, 1998
759 Semyon Varlamov, 2009
654 Pete Peeters, 1988

MOST WINS

12 Olie Kolzig, 1998
7 Semyon Varlamov, 2009
Pete Peeters, 1988

MOST SHUTOUTS

4 Olie Kolzig, 1998
2 Semyon Varlamov, 2009

LOWEST GAA (minimum 60 minutes)

1.75 Bob Mason, 1987
1.94 Olie Kolzig, 1996
1.95 Olie Kolzig, 1998

HIGHEST SAVE PERCENTAGE

.941 Olie Kolzig, 1998
.937 Bob Mason, 1987
.934 Olie Kolzig, 1996

MOST SHOTS AGAINST

740 Olie Kolzig, 1998
389 Semyon Varlamov, 2009
326 Pete Peeters, 1988

MOST SAVES MADE

696 Olie Kolzig, 1998
357 Semyon Varlamov, 2009

MOST CONSECUTIVE STARTS, GOALTENDER

38 Olie Kolzig, 4/22/98 to 4/20/03

MOST CONSECUTIVE GAMES PLAYED, GOALTENDER

41 Olie Kolzig, 4/24/96 to 4/20/03

MOST CONSECUTIVE WINS, GOALTENDER

5 Semyon Varlamov, 4/24/09 to 5/4/09 vs. NYR, PIT

MOST CONSECUTIVE SHUTOUT MINUTES

168:42 Olie Kolzig, 5/11/98 to 5/23/98

INDIVIDUAL – SERIES

MOST POINTS

14 Alex Ovechkin, 2009 vs. PIT
11 Dino Ciccarelli, 1990 vs. NJ
John Druce, 1990 vs. NYR
Mike Ridley, 1992 vs. PIT

MOST GOALS

9 John Druce, 1990 vs. NYR

MOST ASSISTS

11 Mike Ridley, 1992 vs. PIT

MOST PENALTY MINUTES

58 Neil Sheehy, 1990 vs. NYR

MOST POWER-PLAY GOALS

5 John Druce, 1990 vs. NYR

MOST SHORTHANDED GOALS

2 Bob Gould, 1988 vs. PHI

MOST GAME-WINNING GOALS

2 Several times; most recent Alex Ovechkin, 2008 vs. PHI

INDIVIDUAL – GAME

MOST POINTS

5 Alan Haworth, 4/19/86 vs. NYR

MOST GOALS

4 Dino Ciccarelli, 4/25/92 at PIT

MOST ASSISTS

4 Andrei Nikolishin, 5/28/98 at BUF
Scott Stevens, 4/28/88 at NJ

MOST POWER-PLAY GOALS

2 Seven times; most recent Steve Konowalchuk, 4/18/01 at PIT

MOST PENALTY MINUTES

32 Dale Hunter, 4/22/88 at NJ

MOST POINTS, OPPONENT

8 Patrik Sundstrom, 4/22/88 at NJ

MOST GOALS, OPPONENT

4 Mark Johnson, 4/22/88 at NJ
Ray Ferraro, 4/26/93 vs. NYI

MOST ASSISTS, OPPONENT

5 Patrik Sundstrom, 4/22/88 at NJ

MOST POWER-PLAY GOALS, OPPONENT

3 Mark Johnson, 4/22/88 at NJ

MOST PENALTY MINUTES, OPPONENT

37 Jim Korn, 4/28/88 at NJ

GOALTENDER – GAME

MOST SAVES

62 Olie Kolzig, 4/24/96 in a 3-2 loss vs. PIT

MOST SHOTS AGAINST IN A REGULATION GAME

48 Olie Kolzig, 6/11/98 at DET

MOST SHOTS AGAINST IN AN OVERTIME GAME

63 Olie Kolzig, 4/24/96 vs. PIT

INDIVIDUAL – PERIOD

MOST POINTS

3 Several times; most recent Jaromir Jagr, 4/12/03 at TB

MOST GOALS

3 Dino Ciccarelli, 4/25/92 at PIT

MOST ASSISTS

3 Several times; most recent Joe Juneau, 4/19/96 at PIT

MOST PENALTY MINUTES

24 Dale Hunter, 4/22/88 at NJ

MOST POINTS, OPPONENT

4 Mario Lemieux, 4/23/92 at PIT

MOST GOALS, OPPONENT

3 Ray Ferraro, 4/26/93 vs. NYI

MOST ASSISTS, OPPONENT

3 Ron Francis, 5/8/95 at PIT
Brian Leetch, 5/9/94 at NYR
Paul Coffey, 4/19/91 at PIT

MOST PENALTY MINUTES, OPPONENT

27 Jim Korn, 4/28/88 at NJ
Greg Smyth, 4/14/88 at PHI

Anaheim Ducks

CLUB INFORMATION

Founded 1993-94
 Home Arena Honda Center (17,174)
 Stanley Cups 2007
 Chief Executive Officer Michael Schulman
 Executive Vice President/General Manager Bob Murray
 Head Coach Randy Carlyle
 Assistant Coaches Newell Brown, Dave Farrish
 Director of Media & Communications Alex Gilchrist
 2008-09 Record 42-33-7 (91 points)
 2008-09 Finish 2nd, Pacific Division
 2008-09 Playoffs W. Conf. semifinals (def. by DET 4-3)

Honda Center
 2695 E. Katella Ave.
 Anaheim, CA 92806
 714.940.2900
 Fax: 714.940.2953
<http://ducks.nhl.com>



2009-10 MEETING

Jan. 27 at Washington

ALL-TIME SERIES HISTORY

	TOTALS									HOME									AWAY								
YEAR	GP	W	L	T	OT	PTS	GF	GA		GP	W	L	T	OT	PTS	GF	GA		GP	W	L	T	OT	PTS	GF	GA	
93-94	2	2	0	0	-	4	8	2		1	1	0	0	-	2	3	0		1	1	0	0	-	2	5	2	
94-95	Teams did not meet in 1994-95																										
95-96	2	0	1	1	-	1	3	4		1	0	1	0	-	0	1	2		1	0	0	1	-	1	2	2	
96-97	2	0	2	0	-	0	5	9		1	0	1	0	-	0	1	4		1	0	1	0	-	0	4	5	
97-98	2	1	1	0	-	2	7	8		1	1	0	0	-	2	3	2		1	0	1	0	-	0	4	6	
98-99	2	1	1	0	-	2	1	1		1	1	0	0	-	2	1	0		1	0	1	0	-	0	0	1	
99-00	2	0	2	0	0	0	3	12		1	0	1	0	0	0	1	7		1	0	1	0	0	0	2	5	
00-01	2	1	1	0	0	2	4	5		1	0	1	0	0	0	0	2		1	1	0	0	0	2	4	3	
01-02	2	1	1	0	0	2	5	3		1	1	0	0	0	2	4	1		1	0	1	0	0	0	1	2	
02-03	1	0	1	0	0	0	0	3		0	0	0	0	0	0	0	0		1	0	1	0	0	0	0	3	
03-04	1	0	1	0	0	0	2	4		1	0	1	0	0	0	2	4		0	0	0	0	0	0	0	0	
05-06	1	1	0	-	0	2	3	2		0	0	0	-	0	0	0	0		1	1	0	-	0	2	3	2	
06-07	1	0	1	-	0	0	1	6		1	0	1	-	0	0	1	6		0	0	0	-	0	0	0	0	
07-08	Teams did not meet in 2007-08																										
08-09	1	1	0	-	0	2	6	4		0	0	0	-	0	0	0	0		1	1	0	-	0	2	6	4	
Totals	21	8	12	1	0	17	48	63		10	4	6	0	0	8	17	28		11	4	6	1	0	9	31	35	

SERIES INFORMATION

	Overall	at Washington	at Anaheim
All-Time Series (W-L-T-OT)	WSH trails, 8-12-1-0	WSH trails, 4-6-0-0	WSH trails, 4-6-1-0
Current Streak	1 WSH win (11/19/08)	2 ANA wins (10/29/03-12/8/06)	2 WSH wins (1/13/06-11/19/08)
Last Washington Win	11/19/08 (6-4)	11/17/01 (4-1)	11/19/08 (6-4)
Last Anaheim Win	12/8/06 (6-1)	12/8/06 (6-1)	12/11/02 (3-0)
Last Tie	11/29/95 (2-2)	none	11/29/95 (2-2)
Last Overtime Game	1/13/06 (W, 3-2)	none	1/13/06 (W, 3-2)
Overtime Record	1-0-1	0-0-0	1-0-1
Last 10 Games (W-L-T-OT)	4-6-0-0	4-6-0-0	3-6-1-0
Longest Unbeaten Streak	3 (10/29/93-11/29/95)	2 (1/1/98-10/10/98)	2 (two times)
Longest Winning Streak	2 (two times)	2 (1/1/98-10/10/98)	2 (1/13/06-11/19/08)
Longest Winless Streak	5 (11/29/95-2/28/97)	2 (three times)	5 (11/29/95-10/28/99)
Longest Losing Streak	4 (12/13/96-2/28/97)	2 (three times)	4 (12/13/96-10/28/99)
Washington Shutouts (Last)	2 (10/10/98)	2 (10/10/98)	none
Anaheim Shutouts (Last)	3 (12/11/02)	1 (3/13/01)	2 (12/11/02)
Last Washington Hat Trick	A. Ovechkin (1/13/06)	none	A. Ovechkin (1/13/06)
Last Anaheim Hat Trick	none	none	none
Most Washington Goals	6 (11/19/08)	3 (two times)	6 (11/19/08)
Most Anaheim Goals	7 (10/19/99)	7 (10/19/99)	6 (12/12/97)

Anaheim Ducks

WASHINGTON CAPITALS VS. ANAHEIM DUCKS

CAPITALS WON SEASON SERIES, 1-0-0 • ANAHEIM 0-1-0

At ANAHEIM CAPITALS DUCKS Attend. Goaltenders W Goal
19 Nov. 2008 6 4 16076 GIGUERE & HILLER / THEODORE MATT BRADLEY

Goals by Period:	1st	2nd	3rd	OT	Total	Shots by Period:	1st	2nd	3rd	OT	Total
CAPITALS	3	2	1	0	6	CAPITALS	14	14	5	0	33
DUCKS	2	0	2	0	4	DUCKS	5	11	16	0	32

CAPITALS	GP	G	A	P	+/-	PIM	PP	SH	GW	EN	S	Pctg	DUCKS	GP	G	A	P	+/-	PIM	PP	SH	GW	EN	S	Pctg
ALEX OVECHKIN	1	1	3	4	1	4	1	0	0	0	6	16.7	BOBBY RYAN	1	2	1	3	2	2	0	0	0	0	5	40.0
MIKE GREEN	1	1	1	2	-1	0	1	0	0	0	1	100.0	COREY PERRY	1	0	3	3	0	2	0	0	0	0	1	.0
DAVID STECKEL	1	1	1	2	1	4	0	0	0	0	5	20.0	RYAN GETZLAF	1	1	1	2	0	2	0	0	0	0	4	25.0
MICHAEL NYLANDER	1	0	2	2	-1	2	0	0	0	0	1	.0	TEEMU SELANNE	1	1	0	1	-1	0	1	0	0	0	4	25.0
NICKLAS BACKSTROM	1	1	0	1	1	0	0	0	0	0	3	33.3	TODD MARCHANT	1	0	1	1	1	0	0	0	0	0	3	.0
MATT BRADLEY	1	1	0	1	1	0	0	0	1	0	1	100.0	GEORGE PARROS	1	0	1	1	1	5	0	0	0	0	0	.0
TOMAS FLEISCHMANN	1	1	0	1	-1	0	1	0	0	0	1	100.0	BRETT FESTERLING	1	0	0	0	1	2	0	0	0	0	0	.0
CHRIS CLARK	1	0	1	1	-1	0	0	0	0	0	3	.0	BRET HEDICAN	1	0	0	0	-1	2	0	0	0	0	2	.0
BOYD GORDON	1	0	1	1	1	0	0	0	0	0	2	.0	KENT HUSKINS	1	0	0	0	0	0	0	0	0	0	1	.0
MILAN JURCINA	1	0	1	1	1	0	0	0	0	0	2	.0	CHRIS KUNITZ	1	0	0	0	0	2	0	0	0	0	2	.0
VIKTOR KOZLOV	1	0	1	1	1	0	0	0	0	0	3	.0	TRAVIS MOEN	1	0	0	0	-1	0	0	0	0	0	0	.0
JEFF SCHULTZ	1	0	1	1	-2	0	0	0	0	0	0	.0	STEVE MONTADOR	1	0	0	0	0	0	0	0	0	0	2	.0
DONALD BRASHEAR	1	0	0	0	-1	5	0	0	0	0	0	.0	BRENDAN MORRISON	1	0	0	0	0	0	0	0	0	0	1	.0
JOHN ERSKINE	1	0	0	0	1	6	0	0	0	0	0	.0	SCOTT NIEDERMAYER	1	0	0	0	0	2	0	0	0	0	3	.0
ERIC FEHR	1	0	0	0	-1	0	0	0	0	0	4	.0	ROB NIEDERMAYER	1	0	0	0	-1	2	0	0	0	0	0	.0
BROOKS LAICH	1	0	0	0	-1	0	0	0	0	0	0	.0	SAMUEL PAHLSSON	1	0	0	0	-1	0	0	0	0	0	1	.0
TOM POTI	1	0	0	0	0	0	0	0	0	0	1	.0	CHRIS PRONGER	1	0	0	0	0	2	0	0	0	0	3	.0
TYLER SLOAN	1	0	0	0	1	0	0	0	0	0	0	.0	BRIAN SUTHERBY	1	0	0	0	0	0	0	0	0	0	0	.0

	GP	Min	GA	GAA	EN	SO	W	L	OT	Shots	Save %		GP	Min	GA	GAA	EN	SO	W	L	OT	Shots	Save %
JOSE THEODORE	1	60	4	4.00	0	0	1	0	0	32	.875	J-S GIGUERE	1	51	3	3.53	0	0	0	1	0	27	.889
												JONAS HILLER	1	7	3	25.71	0	0	0	0	0	6	.500

Power play: 3-8 37.5%

Penalty killing: 4-5 80.0%

Power play: 1-5 20.0%

Penalty killing: 5-8 62.5%

Atlanta Thrashers

CLUB INFORMATION

Founded 1999-00
 Home Arena Philips Arena (18,545)
 Stanley Cups none
 Executive Vice President/General Manager Don Waddell
 Head Coach John Anderson
 Assistant Coaches Randy Cunneynworth, Todd Nelson, Steve Weeks
 Senior Director of Public Relations Rob Koch
 Director, Thrashers Media Relations Brian Potter
 Media Relations Assistant Rob Tillotson
 2008-09 Record 35-41-6 (76 points)
 2008-09 Finish 4th, Southeast Division
 2008-09 Playoffs DNQ

Philips Arena
 One Philips Drive
 Atlanta, GA 30303
 404.878.3000,
 Fax: 404.827.5909
<http://thrashers.nhl.com>



2009-10 MEETINGS

Oct. 22 at Atlanta
 Oct. 29 at Atlanta
 Jan. 9 at Atlanta
 Feb. 5 at Washington
 April 1 at Washington
 April 9 at Washington

ALL-TIME SERIES HISTORY

	TOTALS								HOME								AWAY							
YEAR	GP	W	L	T	OT	PTS	GF	GA	GP	W	L	T	OT	PTS	GF	GA	GP	W	L	T	OT	PTS	GF	GA
99-00	5	4	1	0	0	8	18	7	2	2	0	0	0	4	8	2	3	2	1	0	0	4	10	5
00-01	5	2	1	2	0	6	14	10	3	2	0	1	0	5	10	5	2	0	1	1	0	1	4	5
01-02	5	3	1	1	0	7	14	6	2	2	0	0	0	4	8	2	3	1	1	1	0	3	6	4
02-03	5	3	1	1	0	7	26	19	3	2	0	1	0	5	17	13	2	1	1	0	0	2	9	6
03-04	6	2	3	1	0	5	16	15	3	1	1	1	0	3	7	7	3	1	2	0	0	2	9	8
05-06	8	3	4	-	1	7	26	39	4	2	2	-	0	4	14	18	4	1	2	-	1	3	12	21
06-07	8	3	3	-	2	8	22	25	4	1	2	-	1	3	11	14	4	2	1	-	1	5	11	11
07-08	8	4	2	-	2	10	22	20	4	2	2	-	0	4	11	11	4	2	0	-	2	6	11	9
08-09	6	4	2	-	0	8	24	24	3	3	0	-	0	6	15	10	3	1	2	-	0	2	9	14
Totals	56	28	18	5	5	66	182	165	28	17	7	3	1	38	101	82	28	11	11	2	4	28	81	83

SERIES INFORMATION

All-Time Series (W-L-T-OT)
 Current Streak
 Last Washington Win
 Last Atlanta Win
 Last Tie
 Last Overtime Game
 Overtime Record
 Last 10 Games (W-L-OT)
 Longest Unbeaten Streak
 Longest Winning Streak
 Longest Winless Streak
 Longest Losing Streak
 Washington Shutouts (Last)
 Atlanta Shutouts (Last)
 Last Washington Hat Trick
 Last Atlanta Hat Trick
 Most Washington Goals
 Most Atlanta Goals

Overall

WSH leads, 28-18-5-5
 2 WSH wins (4/5/09-4/7/09)
 4/7/09 (4-2)
 3/16/09 (5-1)
 3/20/04 (2-2)
 2/13/08 (L, 3-2 so)
 5-5-5
 6-3-1
 5 (1/8/00-11/12/00)
 3 (1/8/00-3/28/00)
 5 (3/14/04-10/8/05)
 4 (10/14/06-11/22/06)
 5 (12/16/03)
 2 (2/2/08)
 A. Ovechkin (11/26/08)
 I. Kovalchuk (12/6/02)
 7 (12/6/02)
 8 (10/8/05)

at Washington

WSH leads, 17-7-3-1
 4 WSH wins (3/14/08-4/5/09)
 4/5/09 (6-4)
 2/2/08 (2-0)
 3/20/04 (2-2)
 1/6/07 (W, 3-2)
 3-1-3
 6-4-0
 10 (1/8/00-3/6/03)
 6 (1/1/01-12/6/02)
 3 (10/14/06-11/22/06)
 3 (10/14/06-11/22/06)
 2 (11/10/01)
 1 (2/2/08)
 A. Ovechkin (11/26/08)
 I. Kovalchuk (12/6/02)
 7 (12/6/02)
 7 (10/7/05)

at Atlanta

Tied, 11-11-2-4
 1 WSH win (4/7/09)
 4/7/09 (4-2)
 3/16/09 (5-1)
 12/6/01 (3-3)
 2/13/00 (L, 3-2 so)
 2-4-2
 5-3-2
 2 (four times)
 2 (two times)
 3 (two times)
 3 (two times)
 3 (12/16/03)
 1 (10/26/01)
 A. Ovechkin (12/15/06)
 none
 6 (12/22/05)
 8 (10/8/05)

Atlanta Thrashers

WASHINGTON CAPITALS VS. ATLANTA THRASHERS

CAPITALS WON SEASON SERIES, 4-2-0 • ATLANTA 2-4-0

At WASHINGTON	CAPITALS	THRASHERS	Attend.	Goaltenders	W Goal
26 Nov. 2008	5	3	18277	PAVELEC / THEODORE	ALEX OVECHKIN
26 Feb. 2009	4	3	18277	LEHTONEN / NEUVIRTH	ERIC FEHR
5 April 2009	6	4	18277	HEDBERG / THEODORE	ALEXANDER SEMIN
At ATLANTA	CAPITALS	THRASHERS	Attend.	Goaltenders	W Goal
10 Oct. 2008	4	7	18545	LEHTONEN / THEODORE & JOHNSON	BRYAN LITTLE
16 March 2009	1	5	13336	LEHTONEN / THEODORE & VARLAMOV	VYACHESLAV KOZLOV
7 April 2009	4	2	16027	PAVELEC / VARLAMOV	ALEXANDER SEMIN

Goals by Period:	1st	2nd	3rd	OT	Total	Shots by Period:	1st	2nd	3rd	OT	Total
CAPITALS	10	6	8	0	24	CAPITALS	67	80	78	0	225
THRASHERS	9	8	7	0	24	THRASHERS	59	52	42	0	153

CAPITALS	GP	G	A	P +/-	PIM	PP	SH	GW	EN	S	Pctg	THRASHERS	GP	G	A	P +/-	PIM	PP	SH	GW	EN	S	Pctg		
ALEXANDER SEMIN	5	4	5	9	-1	2	1	0	2	0	23	17.4	VYACHESLAV KOZLOV	6	4	4	8	-1	0	3	0	1	0	20	20.0
ALEX OVECHKIN	6	3	6	9	-3	6	2	0	1	0	42	7.1	TODD WHITE	6	2	6	8	-2	2	1	1	0	0	15	13.3
TOMAS FLEISCHMANN	6	2	4	6	3	0	0	0	0	0	10	20.0	BRYAN LITTLE	6	3	3	6	-1	0	1	0	1	0	14	21.4
ERIC FEHR	5	4	1	5	5	2	0	0	1	0	11	36.4	ILYA KOVALCHUK	5	2	4	6	-3	0	1	0	0	0	17	11.8
MIKE GREEN	4	3	2	5	-1	4	3	0	0	0	16	18.8	TOBIAS ENSTROM	6	1	4	5	0	4	1	0	0	0	7	14.3
VIKTOR KOZLOV	6	2	3	5	-2	4	0	0	0	0	13	15.4	RICH PEVERLEY	4	2	2	4	1	2	0	0	0	0	5	40.0
NICKLAS BACKSTROM	6	0	5	5	0	2	0	0	0	0	7	.0	ERIC PERRIN	6	1	3	4	1	6	0	0	0	0	8	12.5
BROOKS LAICH	6	2	2	4	2	4	1	0	0	1	13	15.4	NICLAS HAVELID	3	0	4	4	3	0	0	0	0	0	2	.0
MICHAEL NYLANDER	5	1	3	4	2	2	0	0	0	0	18	5.6	COLBY ARMSTRONG	6	3	0	3	1	6	0	0	0	0	8	37.5
KEITH AUCOIN	3	1	2	3	2	2	1	0	0	0	5	20.0	MARTY REASONER	6	2	1	3	1	4	0	0	0	0	7	28.6
SERGEI FEDOROV	4	1	2	3	-1	6	0	0	0	0	10	10.0	RON HAINSEY	6	1	2	3	-3	2	1	0	0	0	11	9.1
DAVID STECKEL	6	1	1	2	-1	2	0	1	0	0	5	20.0	ZACH BOGOSIAN	5	0	2	2	-1	13	0	0	0	0	10	.0
TOM POTI	5	0	2	2	-3	2	0	0	0	0	7	.0	ANSSI SALMELA	1	1	0	1	2	2	1	0	0	0	2	50.0
SAMI LEPISTO	1	0	1	1	1	0	0	0	0	0	0	.0	NATHAN OYSTRICK	2	1	0	1	0	2	0	0	0	0	1	100.0
TYLER SLOAN	1	0	1	1	1	0	0	0	0	0	0	.0	JIM SLATER	4	1	0	1	0	0	0	1	0	0	6	16.7
BRIAN POTHIER	2	0	1	1	2	2	0	0	0	0	3	.0	MATHIEU SCHNEIDER	2	0	1	1	0	4	0	0	0	0	4	.0
JEFF SCHULTZ	5	0	1	1	0	2	0	0	0	0	2	.0	JASON WILLIAMS	2	0	1	1	-1	2	0	0	0	0	1	.0
MILAN JURCINA	6	0	1	1	1	8	0	0	0	0	9	.0	ERIK CHRISTENSEN	3	0	1	1	0	2	0	0	0	0	4	.0
SHAONE MORRISONN	6	0	1	1	2	4	0	0	0	0	1	.0	SPENCER MACHACEK	1	0	0	0	0	0	0	0	0	0	0	.0
KARL ALZNER	1	0	0	0	0	0	0	0	0	0	1	.0	BRETT STERLING	1	0	0	0	-1	0	0	0	0	0	1	.0
CHRIS BOURQUE	1	0	0	0	-1	0	0	0	0	0	3	.0	CLAY WILSON	1	0	0	0	0	0	0	0	0	0	2	.0
CHRIS CLARK	1	0	0	0	-1	0	0	0	0	0	1	.0	KARI LEHTONEN	3	0	0	0	0	2	0	0	0	0	0	.0
GRAHAM MINK	1	0	0	0	0	0	0	0	0	0	4	.0	COLIN STUART	4	0	0	0	1	2	0	0	0	0	2	.0
BOYD GORDON	2	0	0	0	-1	2	0	0	0	0	3	.0	BORIS VALABIK	4	0	0	0	-3	6	0	0	0	0	0	.0
DONALD BRASHEAR	3	0	0	0	-1	12	0	0	0	0	3	.0	ERIC BOULTON	6	0	0	0	-1	12	0	0	0	0	3	.0
JOHN ERSKINE	5	0	0	0	1	9	0	0	0	0	5	.0	GARNET EXELBY	6	0	0	0	0	6	0	0	0	0	3	.0
MATT BRADLEY	6	0	0	0	-2	11	0	0	0	0	10	.0	CHRIS THORBURN	6	0	0	0	0	5	0	0	0	0	0	.0

	GP	Min	GA	GAA	EN	SO	WL	OT	Shots	Save %		GP	Min	GA	GAA	EN	SO	WL	OT	Shots	Save %		
JOSE THEODORE	4	182	15	4.95	0	0	2	1	0	78	.808	JOHAN HEDBERG	1	59	5	5.08	1	0	0	1	0	32	.844
BRENT JOHNSON	1	31	3	5.81	0	0	0	1	0	14	.786	KARI LEHTONEN	3	179	9	3.02	0	0	2	1	0	133	.932
SEMYON VARLAMOV	2	87	3	2.07	0	0	1	0	0	37	.919	ONDREJ PAVELEC	2	117	9	4.62	0	0	0	2	0	59	.847
MICHAL NEUVIRTH	1	60	3	3.00	0	0	1	0	0	24	.875												

Power play: 8-31 25.8%

Penalty killing: 24-33 72.7%

Power play: 9-33 27.3%

Penalty killing: 23-31 74.2%

Boston Bruins

CLUB INFORMATION

Founded 1924-25
 Home Arena TD Garden (17,565)
 Stanley Cups 5 (most recent, 1972)
 General Manager Peter Chiarelli
 Assistant General Manager Jim Benning
 Head Coach Claude Julien
 Assistant Coaches Doug Houda, Craig Ramsay, Geoff Ward
 Director of Media Relations Matthew Chmura
 Director of Publications and Information Heidi Holland
 2008-09 Record 53-19-10 (106 points)
 2008-09 Finish 1st, Northeast Division
 2008-09 Playoffs E. Conf. semifinals (def. by CAR 4-3)

TD Garden
 100 Legends Way
 Boston, MA 02114
 617.624.1900
 Fax: 617.523.7184
 www.bostonbruins.com



2009-10 MEETINGS

Oct. 1 at Boston
 Feb. 2 at Boston
 April 5 at Washington
 April 9 at Washington

ALL-TIME SERIES HISTORY

TOTALS										HOME										AWAY									
YEAR	GP	W	L	T	OT	PTS	GF	GA		GP	W	L	T	OT	PTS	GF	GA			GP	W	L	T	OT	PTS	GF	GA		
74-75	5	0	4	1	-	1	10	41		2	0	1	1	-	1	3	11			3	0	3	0	-	0	7	30		
75-76	5	0	4	1	-	1	14	20		3	0	2	1	-	1	9	13			2	0	2	0	-	0	5	7		
76-77	5	0	4	1	-	1	12	20		2	0	2	0	-	0	3	7			3	0	2	1	-	1	9	13		
77-78	5	0	4	1	-	1	10	25		3	0	2	1	-	1	9	15			2	0	2	0	-	0	1	10		
78-79	4	0	3	1	-	1	10	20		2	0	1	1	-	1	6	9			2	0	2	0	-	0	4	11		
79-80	4	1	2	1	-	3	13	15		2	1	1	0	-	2	8	9			2	0	1	1	-	1	5	6		
80-81	4	1	2	1	-	3	9	18		2	0	1	1	-	1	3	9			2	1	1	0	-	2	6	9		
81-82	3	0	3	0	-	0	8	16		1	0	1	0	-	0	4	7			2	0	2	0	-	0	4	9		
82-83	3	3	0	0	-	6	12	8		2	2	0	0	-	4	10	7			1	1	0	0	-	2	2	1		
83-84	3	1	2	0	-	2	5	9		1	0	1	0	-	0	1	4			2	1	1	0	-	2	4	5		
84-85	3	2	1	0	-	4	12	8		2	1	1	0	-	2	7	4			1	1	0	0	-	2	5	4		
85-86	3	2	0	1	-	5	10	6		1	1	0	0	-	2	6	3			2	1	0	1	-	3	4	3		
86-87	3	1	1	1	-	3	8	8		2	1	0	1	-	3	6	5			1	0	1	0	-	0	2	3		
87-88	3	2	1	0	-	4	10	5		1	1	0	0	-	2	4	1			2	1	1	0	-	2	6	4		
88-89	3	1	1	1	-	3	11	7		2	0	1	1	-	1	4	5			1	1	0	0	-	2	7	2		
89-90	3	1	2	0	-	2	13	13		1	0	1	0	-	0	3	5			2	1	1	0	-	2	10	8		
90-91	3	1	1	1	-	3	11	11		2	0	1	1	-	1	6	8			1	1	0	0	-	2	5	3		
91-92	3	1	1	1	-	3	12	12		2	1	1	0	-	2	7	7			1	0	0	1	-	1	5	5		
92-93	3	1	2	0	-	2	13	11		1	1	0	0	-	2	6	2			2	0	2	0	-	0	7	9		
93-94	4	0	4	0	-	0	10	23		2	0	2	0	-	0	5	9			2	0	2	0	-	0	5	14		
94-95	3	2	0	1	-	5	6	3		1	1	0	0	-	2	2	1			2	1	0	1	-	3	4	2		
95-96	4	2	2	0	-	4	11	11		2	0	2	0	-	0	5	9			2	2	0	0	-	4	6	2		
96-97	4	1	1	2	-	4	11	11		2	0	0	2	-	2	5	5			2	1	1	0	-	2	6	6		
97-98	4	1	2	1	-	3	5	7		2	1	1	0	-	2	4	4			2	0	1	1	-	1	1	3		
98-99	4	1	3	0	-	2	13	14		2	1	1	0	-	2	6	5			2	0	2	0	-	0	7	9		
99-00	4	1	1	2	0	4	7	7		2	0	1	1	0	1	2	5			2	1	0	1	0	3	5	2		
00-01	4	2	1	1	0	5	7	7		2	1	0	1	0	3	4	3			2	1	1	0	0	2	3	4		
01-02	4	2	2	0	0	4	7	12		2	2	0	0	0	4	3	1			2	0	2	0	0	0	4	11		
02-03	4	1	1	1	1	4	14	18		2	1	1	0	0	2	7	10			2	0	0	1	1	2	7	8		
03-04	4	1	2	1	0	3	12	14		2	1	1	0	0	2	7	8			2	0	1	1	0	1	5	6		
05-06	4	1	2	-	1	3	9	11		2	0	1	-	1	1	5	7			2	1	1	-	0	2	4	4		
06-07	4	0	0	-	4	4	9	10		2	0	0	-	2	2	4	4			2	0	0	-	2	2	5	6		
07-08	4	2	2	-	0	4	13	7		2	2	0	-	0	4	12	3			2	0	2	-	0	0	1	4		
08-09	4	3	0	-	1	7	11	8		2	2	0	-	0	4	5	2			2	1	0	-	1	3	6	6		
Totals	127	38	61	21	7	104	348	436		63	21	27	12	3	57	181	207			64	17	34	9	4	47	167	229		

SERIES INFORMATION

All-Time Series (W-L-T-OT)
 Current Streak
 Last Washington Win
 Last Boston Win
 Last Tie
 Last Overtime Game
 Overtime Record
 Last 10 Games (W-L-T-OT)
 Longest Unbeaten Streak
 Longest Winning Streak
 Longest Winless Streak
 Longest Losing Streak
 Washington Shutouts (Last)
 Boston Shutouts (Last)
 Last Washington Hat Trick
 Last Boston Hat Trick
 Most Washington Goals
 Most Boston Goals

Overall

WSH trails, 38-61-21-7
 1 WSH win (2/28/09)
 2/28/09 (4-3 ot)
 1/27/09 (3-2 ot)
 4/1/04 (3-3)
 2/28/09 (W, 4-3 ot)
 5-10-14
 5-2-0-3
 4 (three times)
 3 (four times)
 26 (11/7/74-11/15/79)
 6 (two times)
 5 (1/14/02)
 7 (1/3/08)
 A. Ovechkin (3/3/08)
 C. Neely (1/2/94)
 10 (3/3/08)
 12 (12/14/74)

at Washington

WSH trails, 21-27-12-3
 4 WSH wins (3/3/08-1/17/09)
 1/17/09 (2-1)
 2/6/07 (3-2 so)
 1/20/03 (3-3)
 3/16/08 (W, 2-1 so)
 2-3-7
 5-2-0-3
 5 (3/25/86-12/3/88)
 4 (3/3/08-1/17/09)
 13 (1/7/75-10/13/79)
 5 (12/29/03-2/6/07)
 1 (1/14/02)
 3 (2/25/00)
 A. Ovechkin (3/3/08)
 R. Middleton (12/23/81)
 10 (3/3/08)
 8 (3/4/75)

at Boston

WSH trails, 17-34-9-4
 1 WSH win (2/28/09)
 2/28/09 (4-3 ot)
 1/27/09 (3-2 ot)
 4/1/04 (3-3)
 2/28/09 (W, 4-3 ot)
 3-7-7
 2-4-1-3
 4 (two times)
 3 (two times)
 15 (11/7/74-12/7/80)
 6 (two times)
 4 (12/2/00)
 4 (1/3/08)
 C. Clark (3/15/07)
 C. Neely (1/2/94)
 7 (two times)
 12 (12/14/74)

Boston Bruins

WASHINGTON CAPITALS VS. BOSTON BRUINS

CAPITALS WON SEASON SERIES, 3-0-1 • BOSTON 1-2-1

At WASHINGTON	CAPITALS	BRUINS	Attend.	Goaltenders	W Goal
10 Dec. 2008	3	1	17697	FERNANDEZ / JOHNSON	ALEXANDRE GIROUX
17 Jan. 2009	2	1	18277	THOMAS / THEODORE	ALEXANDER SEMIN
At BOSTON	CAPITALS	BRUINS	Attend.	Goaltenders	W Goal
27 Jan. 2009	2	3 (OT)	17565	THOMAS / THEODORE	DAVID KREJCI
28 Feb. 2009	4 (OT)	3	17565	THOMAS / THEODORE	ALEXANDER SEMIN

Goals by Period:	1st	2nd	3rd	OT	Total	Shots by Period:	1st	2nd	3rd	OT	Total
CAPITALS	4	3	3	1	11	CAPITALS	39	43	39	3	124
BRUINS	2	4	1	1	8	BRUINS	36	40	45	2	123

CAPITALS	GP	G	A	P	+/-	PIM	PP	SH	GW	EN	S	Pctg	BRUINS	GP	G	A	P	+/-	PIM	PP	SH	GW	EN	S	Pctg
ALEXANDER SEMIN	4	2	3	5	4	4	0	0	2	0	11	18.2	MARC SAVARD	4	2	3	5	-1	8	2	0	0	0	15	13.3
MIKE GREEN	3	2	2	4	2	0	1	0	0	0	12	16.7	ZDENO CHARA	4	1	3	4	2	2	1	0	0	0	13	7.7
ALEX OVECHKIN	4	2	2	4	0	4	0	0	0	1	28	7.1	PHIL KESSEL	2	1	2	3	1	0	0	0	0	0	4	25.0
NICKLAS BACKSTROM	4	2	1	3	0	6	2	0	0	0	7	28.6	MATT HUNWICK	4	1	1	2	2	0	0	0	0	0	5	20.0
TOMAS FLEISCHMANN	3	1	1	2	1	0	1	0	0	0	5	20.0	PATRICE BERGERON	3	0	2	2	-2	0	0	0	0	0	9	.0
MICHAEL NYLANDER	3	1	1	2	2	2	0	0	0	0	2	50.0	MILAN LUCIC	2	1	0	1	-1	0	0	0	0	0	6	16.7
TOM POTI	2	0	2	2	0	0	0	0	0	0	1	.0	DAVID KREJCI	4	1	0	1	-2	2	1	0	1	0	11	9.1
VIKTOR KOZLOV	4	0	2	2	0	0	0	0	0	0	8	.0	SHAWN THORNTON	4	1	0	1	0	0	0	0	0	0	13	7.7
BROOKS LAICH	4	0	2	2	0	2	0	0	0	0	9	.0	CHUCK KOBASEW	4	0	1	1	-2	4	0	0	0	0	6	.0
ALEXANDRE GIROUX	1	1	0	1	1	0	0	0	1	0	3	33.3	DENNIS WIDEMAN	4	0	1	1	-1	6	0	0	0	0	6	.0
CHRIS CLARK	1	0	1	1	1	2	0	0	0	0	1	.0	VLADIMIR SOBOTKA	1	0	0	0	-1	0	0	0	0	0	2	.0
JEFF SCHULTZ	3	0	1	1	0	0	0	0	0	0	5	.0	MARTIN ST. PIERRE	1	0	0	0	-1	0	0	0	0	0	1	.0
MATT BRADLEY	4	0	1	1	1	2	0	0	0	0	2	.0	ANDREW FERENCE	2	0	0	0	-1	0	0	0	0	0	3	.0
MILAN JURCINA	4	0	1	1	2	2	0	0	0	0	3	.0	MATT LASHOFF	2	0	0	0	-2	4	0	0	0	0	1	.0
SEAN COLLINS	1	0	0	0	0	2	0	0	0	0	0	.0	AARON WARD	2	0	0	0	1	0	0	0	0	0	2	.0
BRYAN HELMER	1	0	0	0	0	0	0	0	0	0	0	.0	BYRON BITZ	3	0	0	0	0	5	0	0	0	0	1	.0
OSKAR OSALA	1	0	0	0	0	0	0	0	0	0	1	.0	PETTERI NOKELAINEN	3	0	0	0	0	2	0	0	0	0	0	.0
TYLER SLOAN	1	0	0	0	-1	0	0	0	0	0	0	.0	MICHAEL RYDER	3	0	0	0	-1	2	0	0	0	0	4	.0
ERIC FEHR	2	0	0	0	-1	0	0	0	0	0	2	.0	P.J. AXELSSON	4	0	0	0	-2	0	0	0	0	0	7	.0
KARL ALZNER	3	0	0	0	2	0	0	0	0	0	0	.0	SHANE HINDY	4	0	0	0	-3	0	0	0	0	0	1	.0
JOHN ERSKINE	3	0	0	0	1	2	0	0	0	0	4	.0	MARK STUART	4	0	0	0	-2	0	0	0	0	0	1	.0
SERGEI FEDOROV	3	0	0	0	2	0	0	0	0	0	6	.0	BLAKE WHEELER	4	0	0	0	0	2	0	0	0	0	8	.0
BOYD GORDON	3	0	0	0	-1	0	0	0	0	0	5	.0	STEPHANE YELLE	4	0	0	0	1	4	0	0	0	0	4	.0
SHAONE MORRISONN	3	0	0	0	-1	2	0	0	0	0	1	.0													
DAVID STECKEL	3	0	0	0	-1	0	0	0	0	0	7	.0													
DONALD BRASHEAR	4	0	0	0	0	7	0	0	0	0	1	.0													
	GP	Min	GA	GAA	EN	SO	WL	OT	Shots	Save %			GP	Min	GA	GAA	EN	SO	WL	OT	Shots	Save %			
JOSE THEODORE	3	182	7	2.31	0	0	2	0	1	89	.921	Power play: 4-16 25.0%													
BRENT JOHNSON	1	60	1	1.00	0	0	1	0	0	34	.971														

Power play: 4-18 22.2%

Penalty killing: 12-16 75.0%

Power play: 4-16 25.0%

Penalty killing: 14-18 77.8%

Buffalo Sabres

CLUB INFORMATION

Founded 1970-71
 Home Arena HSBC Arena (18,690)
 Stanley Cups none
 General Manager Darcy Regier
 Head Coach Lindy Ruff
 Associate Coach Brian McCutcheon
 Assistant Coach James Patrick
 Director of Public Relations Michael Gilbert
 Coordinator of Media Relations Chris Bandura
 Manager of Publications & Hockey Information Kevin Snow
 2008-09 Record 41-32-9 (91 points)
 2008-09 Finish 3rd, Northeast Division
 2008-09 Playoffs DNQ

HSBC Arena
 One Seymour H. Knox
 III Plaza
 Buffalo, NY 14203
 716.855.4100
 Fax: 303.855.4162
 www.sabres.com



2009-10 MEETINGS

Nov. 25 at Washington
 Dec. 9 at Buffalo
 Dec. 23 at Washington
 March 3 at Buffalo

ALL-TIME SERIES HISTORY

	TOTALS								HOME								AWAY							
YEAR	GP	W	L	T	OT	PTS	GF	GA	GP	W	L	T	OT	PTS	GF	GA	GP	W	L	T	OT	PTS	GF	GA
74-75	5	0	5	0	-	0	12	34	3	0	3	0	-	0	7	18	2	0	2	0	-	0	5	16
75-76	5	0	4	1	-	1	14	32	2	0	1	1	-	1	5	8	3	0	3	0	-	0	9	24
76-77	5	1	4	0	-	2	11	18	2	0	2	0	-	0	4	9	3	1	2	0	-	2	7	9
77-78	5	1	3	1	-	3	17	23	3	1	1	1	-	3	14	14	2	0	2	0	-	0	3	9
78-79	4	0	3	1	-	1	9	17	2	0	2	0	-	0	4	8	2	0	1	1	-	1	5	9
79-80	4	0	4	0	-	0	7	19	2	0	2	0	-	0	4	11	2	0	2	0	-	0	3	8
80-81	4	0	2	2	-	2	13	19	2	0	1	1	-	1	7	10	2	0	1	1	-	1	6	9
81-82	3	0	3	0	-	0	7	12	1	0	1	0	-	0	2	4	2	0	2	0	-	0	5	8
82-83	3	0	3	0	-	0	6	16	2	0	2	0	-	0	4	13	1	0	1	0	-	0	2	3
83-84	3	0	2	1	-	1	6	11	1	0	1	0	-	0	2	4	2	0	1	1	-	1	4	7
84-85	3	1	2	0	-	2	5	9	2	1	1	0	-	2	3	6	1	0	1	0	-	0	2	3
85-86	3	1	1	1	-	3	7	7	1	0	0	1	-	1	2	2	2	1	1	0	-	2	5	5
86-87	3	1	2	0	-	2	8	12	2	0	2	0	-	0	5	10	1	1	0	0	-	2	3	2
87-88	3	0	2	1	-	1	11	14	1	0	0	1	-	1	3	3	2	0	2	0	-	0	8	11
88-89	3	3	0	0	-	6	17	9	2	2	0	0	-	4	11	5	1	1	0	0	-	2	6	4
89-90	3	1	1	1	-	3	10	8	1	0	0	1	-	1	1	1	2	1	1	0	-	2	9	7
90-91	3	0	3	0	-	0	6	13	2	0	2	0	-	0	4	8	1	0	1	0	-	0	2	5
91-92	3	1	1	1	-	3	8	10	1	1	0	0	-	2	3	1	2	0	1	1	-	1	5	9
92-93	4	2	2	0	-	4	14	13	2	2	0	0	-	4	10	5	2	0	2	0	-	0	4	8
93-94	4	2	1	1	-	5	12	15	2	1	0	1	-	3	7	6	2	1	1	0	-	2	5	9
94-95	3	1	2	0	-	2	6	4	2	1	1	0	-	2	5	2	1	0	1	0	-	0	1	2
95-96	4	2	1	1	-	5	10	6	2	1	1	0	-	2	3	3	2	1	0	1	-	3	7	3
96-97	4	1	2	1	-	3	12	13	2	0	2	0	-	0	2	8	2	1	0	1	-	3	10	5
97-98	4	2	2	0	-	4	11	12	2	1	1	0	-	2	6	5	2	1	1	0	-	2	5	7
98-99	4	2	2	0	-	4	4	6	2	1	1	0	-	2	3	3	2	1	1	0	-	2	1	3
99-00	4	2	1	1	0	5	8	9	2	1	0	1	0	3	3	2	2	1	1	0	0	2	5	7
00-01	4	1	2	1	0	3	8	8	2	0	1	1	0	1	4	5	2	1	1	0	0	2	4	3
01-02	4	2	1	0	1	5	11	12	2	0	1	0	1	1	4	8	2	2	0	0	0	4	7	4
02-03	4	3	1	0	0	6	12	10	2	2	0	0	0	4	7	5	2	1	1	0	0	2	5	5
03-04	4	0	4	0	0	0	4	21	2	0	2	0	0	0	1	9	2	0	2	0	0	0	3	12
05-06	4	1	3	-	0	2	14	19	2	0	2	-	0	0	6	9	2	1	1	-	0	2	8	10
06-07	4	1	3	-	0	2	12	17	2	1	1	-	0	2	7	6	2	0	2	-	0	0	5	11
07-08	4	1	3	-	0	2	10	16	2	0	2	-	0	0	4	8	2	1	1	-	0	2	6	8
08-09	4	2	1	-	1	5	11	14	2	1	0	-	1	3	7	7	2	1	1	-	0	2	4	7
Totals	128	35	76	15	2	87	333	478	64	17	36	9	2	45	164	226	64	18	40	6	0	42	169	252

SERIES INFORMATION

All-Time Series (W-L-T-OT)

Current Streak
 Last Washington Win
 Last Buffalo Win
 Last Tie
 Last Overtime Game
 Overtime Record
 Last 10 Games (W-L-OT)
 Longest Unbeaten Streak
 Longest Winning Streak
 Longest Winless Streak
 Longest Losing Streak
 Washington Shutouts (Last)
 Buffalo Shutouts (Last)
 Last Washington Hat Trick
 Last Buffalo Hat Trick
 Most Washington Goals
 Most Buffalo Goals

Overall

WSH trails, 35-76-15-2
 1 BUF win (4/3/09)
 12/30/08 (4-2)
 4/3/09 (5-4 ot)
 12/20/00 (2-2)
 4/3/09 (L, 5-4 ot)
 1-2-10
 3-6-1
 4 (three times)
 3 (two times)
 22 (11/11/78-11/16/84)
 10 (1/24/81-1/7/84)
 2 (10/23/98)
 11 (11/1/08)
 J. Svejksky (4/13/97)
 T. Pyatt (11/17/05)
 8 (4/13/97)
 14 (12/21/75)

at Washington

WSH trails, 17-36-9-2
 1 BUF win (4/3/09)
 12/26/08 (3-2)
 4/3/09 (5-4 ot)
 12/20/00 (2-2)
 4/3/09 (L, 5-4 ot)
 0-2-6
 2-7-1
 5 (10/5/91-2/20/94)
 4 (10/5/91-10/16/93)
 10 (11/11/78-1/7/84)
 5 (1/24/81-1/7/84)
 1 (1/26/96)
 8 (4/7/07)
 none
 M. Satan (3/1/98)
 7 (12/2/06)
 9 (two times)

at Buffalo

WSH trails, 18-40-6-0
 1 WSH win (12/30/08)
 12/30/08 (4-2)
 11/1/08 (5-0)
 2/2/97 (2-2)
 3/26/02 (W, 4-3)
 1-0-4
 3-7-0
 4 (12/8/95-4/13/97)
 2 (two times)
 14 (11/20/77-11/16/84)
 7 (11/20/74-12/26/76)
 1 (10/23/98)
 3 (11/1/08)
 J. Svejksky (4/13/97)
 T. Pyatt (11/17/05)
 8 (4/13/97)
 14 (12/21/75)

Buffalo Sabres

WASHINGTON CAPITALS VS. BUFFALO SABRES

CAPITALS WON SEASON SERIES, 2-1-1 • BUFFALO 2-2-0

At WASHINGTON	CAPITALS	SABRES	Attend.	Goaltenders	W Goal
26 Dec. 2008	3	2	18277	LALIME / THEODORE	ALEX OVECHKIN
3 April 2009	4	5 (OT)	18277	MILLER / VARLAMOV	JASON POMINVILLE
At BUFFALO	CAPITALS	SABRES	Attend.	Goaltenders	W Goal
1 Nov. 2008	0	5	18690	MILLER / THEODORE	THOMAS VANEK
30 Dec. 2008	4	2	18690	MILLER / THEODORE	NICKLAS BACKSTROM

Goals by Period:	1st	2nd	3rd	OT	Total	Shots by Period:	1st	2nd	3rd	OT	Total
CAPITALS	3	5	3	0	11	CAPITALS	44	44	42	1	131
SABRES	5	2	6	1	14	SABRES	42	29	41	2	114

CAPITALS	GP	G	A	P +/-	PIM	PP	SH	GW	EN	S	Pctg	SABRES	GP	G	A	P +/-	PIM	PP	SH	GW	EN	S	Pctg		
VIKTOR KOZLOV	4	1	4	5	0	0	0	0	0	7	14.3	JAROSLAV SPACEK	4	0	5	5	1	4	0	0	0	7	.0		
ALEX OVECHKIN	3	2	2	4	-1	4	1	0	1	0	21	9.5	JASON POMINVILLE	4	2	2	4	1	0	0	0	1	0	10	20.0
NICKLAS BACKSTROM	4	1	2	3	-1	2	1	0	1	0	9	11.1	TIM CONNOLLY	2	0	4	4	4	0	0	0	0	0	1	.0
BROOKS LAICH	4	1	2	3	-1	2	1	0	0	0	7	14.3	TONI LYDMAN	4	0	4	4	3	4	0	0	0	0	4	.0
SERGEI FEDOROV	2	2	0	2	-3	6	1	0	0	0	7	28.6	THOMAS VANEK	4	3	0	3	0	2	1	0	1	0	9	33.3
BOYD GORDON	3	2	0	2	0	0	0	1	0	1	5	40.0	CLARKE MACARTHUR	4	2	1	3	1	4	1	0	0	0	8	25.0
BRYAN HELMER	1	0	2	2	2	0	0	0	0	0	0	.0	MAXIM AFINOGENOV	3	2	0	2	2	0	0	0	0	0	7	28.6
CHRIS BOURQUE	1	1	0	1	1	0	0	0	0	0	1	100.0	DEREK ROY	4	2	0	2	0	8	2	0	0	0	13	15.4
ALEXANDER SEMIN	2	1	0	1	-2	0	1	0	0	0	11	9.1	DREW STAFFORD	4	1	1	2	-2	0	0	0	0	0	9	11.1
TOMAS FLEISCHMANN	2	0	1	1	-2	4	0	0	0	0	2	.0	ALES KOTALIK	3	0	2	2	3	2	0	0	0	0	9	.0
ERIC FEHR	3	0	1	1	1	0	0	0	0	0	6	.0	ANDREJ SEKERA	4	0	2	2	-2	4	0	0	0	0	1	.0
MIKE GREEN	3	0	1	1	-3	0	0	0	0	0	17	.0	DANIEL PAILLE	3	1	0	1	0	2	0	0	0	0	5	20.0
MILAN JURCINA	4	0	1	1	-2	6	0	0	0	0	7	.0	ADAM MAIR	4	1	0	1	2	0	0	0	0	0	8	12.5
DAVID STECKEL	4	0	1	1	1	0	0	0	0	0	3	.0	CRAIG RIVET	1	0	1	1	2	0	0	0	0	0	2	.0
KARL ALZNER	1	0	0	0	0	0	0	0	0	0	0	.0	PATRICK KALETA	2	0	1	1	0	2	0	0	0	0	0	.0
KEITH AUCOIN	1	0	0	0	-1	2	0	0	0	0	0	.0	PAUL GAUSTAD	3	0	1	1	3	2	0	0	0	0	5	.0
JOHN ERSKINE	1	0	0	0	-1	2	0	0	0	0	0	.0	JOCHEN HECHT	3	0	1	1	-3	2	0	0	0	0	5	.0
BRIAN POTHIER	1	0	0	0	-1	0	0	0	0	0	1	.0	NATHAN GERBE	1	0	0	0	0	0	0	0	0	0	3	.0
DONALD BRASHEAR	2	0	0	0	-1	4	0	0	0	0	1	.0	DOMINIC MOORE	1	0	0	0	-1	0	0	0	0	0	2	.0
SEAN COLLINS	2	0	0	0	0	0	0	0	0	0	4	.0	NATHAN PAETSCH	1	0	0	0	0	0	0	0	0	0	0	.0
ALEXANDRE GIROUX	2	0	0	0	0	0	0	0	0	0	2	.0	ANDREW PETERS	1	0	0	0	0	0	0	0	0	0	0	.0
TOM POTI	2	0	0	0	-2	2	0	0	0	0	1	.0	MATT ELLIS	2	0	0	0	0	0	0	0	0	0	2	.0
TYLER SLOAN	2	0	0	0	3	0	0	0	0	0	0	.0	CHRIS BUTLER	3	0	0	0	1	2	0	0	0	0	3	.0
CHRIS CLARK	3	0	0	0	-1	2	0	0	0	0	3	.0	TEPPO NUMMINEN	3	0	0	0	0	0	0	0	0	0	1	.0
JEFF SCHULTZ	3	0	0	0	-3	4	0	0	0	0	1	.0	HENRIK TALLINDER	4	0	0	0	3	6	0	0	0	0	0	.0
MATT BRADLEY	4	0	0	0	-1	0	0	0	0	0	6	.0													
SHAONE MORRISONN	4	0	0	0	0	2	0	0	0	0	3	.0	PATRICK LALIME	1	59	3	3.05	0	0	0	1	0	34	.912	
MICHAEL NYLANDER	4	0	0	0	-2	0	0	0	0	0	6	.0	RYAN MILLER	3	181	7	2.32	1	1	2	1	0	96	.927	

	GP	Min	GA	GAA	EN	SO	W	L	OT	Shots	Save %
JOSE THEODORE	3	180	9	3.00	0	0	2	1	0	84	.893
SEMYON VARLAMOV	1	62	5	4.84	0	0	0	0	1	30	.833

Power play: 5-20 25.0%

Penalty killing: 16-20 80.0%

	GP	Min	GA	GAA	EN	SO	W	L	OT	Shots	Save %
PATRICK LALIME	1	59	3	3.05	0	0	0	1	0	34	.912
RYAN MILLER	3	181	7	2.32	1	1	2	1	0	96	.927

Power play: 4-20 20.0%

Penalty killing: 15-20 75.0%

Calgary Flames

CLUB INFORMATION

Founded 1972-73 (Atlanta), 1980-91 (Calgary)
 Home Arena Pengrowth Saddledome (17,158)
 Stanley Cups 1 (1989)
 President & Chief Executive Officer Ken King
 General Manager Darryl Sutter
 Head Coach Brent Sutter
 Assistant Coaches Ryan McGill, Dave Lowry, Rob Cookson
 Vice President of Communications Peter Hanlon
 2008-09 Record 46-30-6 (98 points)
 2008-09 Finish 2nd, Northwest Division
 2008-09 Playoffs W. Conf. quarterfinals (def. by CHI, 4-2)

Pengrowth Saddledome
 P.O. Box 1540, Station M
 Calgary, Alb. T2P 3B9
 403.777.4636
 Fax: 403.777.2171
 www.calgaryflames.com



2009-10 MEETING

March 28 at Washington

ALL-TIME SERIES HISTORY

YEAR	TOTALS								HOME								AWAY							
	GP	W	L	T	OT	PTS	GF	GA	GP	W	L	T	OT	PTS	GF	GA	GP	W	L	T	OT	PTS	GF	GA
74-75	4	0	3	1	-	1	5	14	2	0	1	1	-	1	2	7	2	0	2	0	-	0	3	7
75-76	4	0	4	0	-	0	4	18	2	0	2	0	-	0	2	7	2	0	2	0	-	0	2	11
76-77	4	1	3	0	-	2	10	22	2	1	1	0	-	2	8	9	2	0	2	0	-	0	2	13
77-78	4	2	1	1	-	5	13	11	2	1	0	1	-	3	6	4	2	1	1	0	-	2	7	7
78-79	4	1	2	1	-	3	17	21	2	1	1	0	-	2	11	13	2	0	1	1	-	1	6	8
79-80	4	0	3	1	-	1	8	15	2	0	1	1	-	1	6	8	2	0	2	0	-	0	2	7
80-81	4	1	3	0	-	2	9	19	2	1	1	0	-	2	7	8	2	0	2	0	-	0	2	11
81-82	3	3	0	0	-	6	22	12	2	2	0	0	-	4	17	9	1	1	0	0	-	2	5	3
82-83	3	2	1	0	-	4	12	11	1	1	0	0	-	2	5	3	2	1	1	0	-	2	7	8
83-84	3	2	1	0	-	4	12	7	2	2	0	0	-	4	10	4	1	0	1	0	-	0	2	3
84-85	3	2	1	0	-	4	11	11	1	1	0	0	-	2	4	3	2	1	1	0	-	2	7	8
85-86	3	0	3	0	-	0	9	13	2	0	2	0	-	0	7	9	1	0	1	0	-	0	2	4
86-87	3	1	2	0	-	2	9	12	1	0	1	0	-	0	3	6	2	1	1	0	-	2	6	6
87-88	3	1	2	0	-	2	11	17	2	1	1	0	-	2	9	9	1	0	1	0	-	0	2	8
88-89	3	0	2	1	-	1	5	10	1	0	1	0	-	0	1	2	2	0	1	1	-	1	4	8
89-90	3	1	0	2	-	4	11	8	2	1	0	1	-	3	8	5	1	0	0	1	-	1	3	3
90-91	3	1	2	0	-	2	10	19	1	1	0	0	-	2	4	2	2	0	2	0	-	0	6	17
91-92	3	2	0	1	-	5	13	7	2	2	0	0	-	4	9	3	1	0	0	1	-	1	4	4
92-93	2	1	1	0	-	2	7	7	1	0	1	0	-	0	4	6	1	1	0	0	-	2	3	1
93-94	2	0	1	1	-	1	6	7	1	0	0	1	-	1	4	4	1	0	1	0	-	0	2	3
94-95									1	1	0	0	-	2	3	2								
95-96	2	1	0	1	-	3	7	6	Teams did not meet in 1994-95								1	0	0	1	-	1	4	4
96-97	2	1	1	0	-	2	4	6	1	1	0	0	-	2	2	1	1	0	1	0	-	0	2	5
97-98	2	1	1	0	-	2	7	5	1	1	0	0	-	2	5	2	1	0	1	0	-	0	2	3
98-99	2	0	1	1	-	1	4	5	1	0	1	0	-	0	4	5	1	0	0	1	-	1	0	0
99-00	1	1	0	0	0	2	2	1	1	1	0	0	0	2	2	1	0	0	0	0	0	0	0	0
00-01	1	0	0	1	0	1	4	4	0	0	0	0	0	0	0	0	1	0	0	1	0	1	4	4
01-02	1	1	0	0	0	2	3	2	1	1	0	0	0	2	3	2	0	0	0	0	0	0	0	0
02-03	2	2	0	0	0	4	8	3	1	1	0	0	0	2	4	2	1	1	0	0	0	2	4	1
03-04	1	0	0	1	0	1	3	3	1	0	0	1	0	1	3	3	0	0	0	0	0	0	0	0
05-06									Teams did not meet in 2005-06															
06-07	1	1	0	-	0	2	4	2	0	0	0	-	0	0	0	0	1	1	0	-	0	2	4	2
07-08	1	1	0	-	0	2	3	2	1	1	0	-	0	2	3	2	0	0	0	-	0	0	0	0
08-09	1	0	1	-	0	0	1	2	0	0	0	-	0	0	0	0	1	0	1	-	0	0	1	2
Totals	82	30	39	13	0	73	254	302	42	22	14	6	0	50	156	141	40	8	25	7	0	23	98	161

SERIES INFORMATION

All-Time Series (W-L-T-OT)
 Current Streak
 Last Washington Win
 Last Calgary Win
 Last Tie
 Last Overtime Game
 Overtime Record
 Last 10 Games (W-L-T-OT)
 Longest Unbeaten Streak
 Longest Winning Streak
 Longest Winless Streak
 Longest Losing Streak
 Washington Shutouts (Last)
 Calgary Shutouts (Last)
 Last Washington Hat Trick
 Last Calgary Hat Trick
 Most Washington Goals
 Most Calgary Goals

Overall

WSH trails, 30-39-13-0
 1 CGY win (10/21/08)
 3/12/08 (3-2)
 10/21/08 (2-1)
 1/14/04 (3-3)
 1/14/04 (T, 3-3)
 2-2-9
 6-1-2-1
 8 (1/26/00-3/12/08)
 4 (12/2/81-11/16/82)
 8 (11/12/74-3/28/76)
 7 (11/13/74-3/28/76)
 1 (10/30/98)
 6 (10/30/98)
 D. Christian (12/8/87)
 T. Lysiak (10/14/78)
 9 (12/2/81)
 9 (10/27/90)

at Washington

WSH leads, 22-14-6-0
 5 WSH unbeaten (1/26/00-3/12/08)
 3/12/08 (3-2)
 3/13/99 (5-4 ot)
 1/14/04 (3-3)
 1/14/04 (T, 3-3)
 2-1-3
 7-0-2-1
 6 (12/2/81-10/30/84)
 6 (12/2/81-10/30/84)
 4 (two times)
 4 (11/9/85-12/8/87)
 none
 1 (3/23/75)
 D. Christian (12/8/87)
 T. Lysiak (10/14/78)
 9 (12/2/81)
 7 (11/14/78)

at Calgary

WSH trails, 8-25-7-0
 1 CGY win (10/21/08)
 10/30/06 (4-2)
 10/21/08 (2-1)
 2/13/01 (4-4)
 2/13/01 (T, 4-4)
 0-1-6
 3-3-3-1
 4 (10/30/98-10/30/06)
 2 (3/20/03-10/30/06)
 7 (two times)
 6 (11/13/74-11/24/76)
 1 (10/30/98)
 5 (10/30/98)
 A. Haworth (2/24/83)
 none
 6 (10/26/77)
 9 (10/27/90)

Calgary Flames

WASHINGTON CAPITALS VS. CALGARY FLAMES

CAPITALS LOST SEASON SERIES, 0-1-0 • CALGARY 1-0-0

At CALGARY	CAPITALS	FLAMES	Attend.	Goaltenders	W Goal
21 Oct. 2008	1	2	19289	KIPRUSOFF / THEODORE	MATTHEW LOMBARDI

Goals by Period:	1st	2nd	3rd	OT	Total	Shots by Period:	1st	2nd	3rd	OT	Total
CAPITALS	1	0	0	0	1	CAPITALS	9	13	9	0	31
FLAMES	0	2	0	0	2	FLAMES	11	11	6	0	28

CAPITALS	GP	G	A	P	+/-	PIM	PP	SH	GW	ENS	S	Pctg	FLAMES	GP	G	A	P	+/-	PIM	PP	SH	GW	ENS	S	Pctg
SERGEI FEDOROV	1	1	0	1	1	2	0	0	0	0	2	50.0	JAROME IGINLA	1	1	0	1	-1	0	1	0	0	0	5	20.0
ALEX OVECHKIN	1	0	1	1	1	0	0	0	0	0	4	.0	MATTHEW LOMBARDI	1	1	0	1	1	0	0	0	1	0	5	20.0
JEFF SCHULTZ	1	0	1	1	1	0	0	0	0	0	0	.0	DUSTIN BOYD	1	0	1	1	1	0	0	0	0	0	0	.0
NICKLAS BACKSTROM	1	0	0	0	0	0	0	0	0	0	1	.0	DAVID MOSS	1	0	1	1	0	0	0	0	0	0	0	.0
MATT BRADLEY	1	0	0	0	0	0	0	0	0	0	3	.0	ADRIAN AUCOIN	1	0	0	0	0	2	0	0	0	0	2	.0
DONALD BRASHEAR	1	0	0	0	0	0	0	0	0	0	2	.0	TODD BERTUZZI	1	0	0	0	-1	0	0	0	0	0	3	.0
CHRIS CLARK	1	0	0	0	0	2	0	0	0	0	1	.0	RENE BOURQUE	1	0	0	0	0	19	0	0	0	0	3	.0
JOHN ERSKINE	1	0	0	0	0	2	0	0	0	0	1	.0	MIKE CAMMALLERI	1	0	0	0	0	0	0	0	0	0	2	.0
TOMAS FLEISCHMANN	1	0	0	0	-1	0	0	0	0	0	5	.0	CRAIG CONROY	1	0	0	0	1	0	0	0	0	0	0	.0
BOYD GORDON	1	0	0	0	0	2	0	0	0	0	0	.0	MARK GIORDANO	1	0	0	0	0	0	0	0	0	0	1	.0
MIKE GREEN	1	0	0	0	-1	4	0	0	0	0	1	.0	CURTIS GLENCROSS	1	0	0	0	0	2	0	0	0	0	0	.0
MILAN JURCINA	1	0	0	0	0	0	0	0	0	0	1	.0	DAYMOND LANGKOW	1	0	0	0	-1	0	0	0	0	0	1	.0
BROOKS LAICH	1	0	0	0	-1	0	0	0	0	0	4	.0	DION PHANEUF	1	0	0	0	0	0	0	0	0	0	4	.0
SHAONE MORRISONN	1	0	0	0	-1	2	0	0	0	0	1	.0	WAYNE PRIMEAU	1	0	0	0	0	0	0	0	0	0	1	.0
MICHAEL NYLANDER	1	0	0	0	0	2	0	0	0	0	2	.0	BRANDON PRUST	1	0	0	0	0	0	0	0	0	0	0	.0
ALEXANDER SEMIN	1	0	0	0	1	0	0	0	0	0	2	.0	ROBYN REGEHR	1	0	0	0	0	0	0	0	0	0	1	.0
TYLER SLOAN	1	0	0	0	1	2	0	0	0	0	0	.0	CORY SARICH	1	0	0	0	0	0	0	0	0	0	0	.0
DAVID STECKEL	1	0	0	0	-1	2	0	0	0	0	1	.0	JIM VANDERMEER	1	0	0	0	0	0	0	0	0	0	0	.0

	GP	Min	GA	GAA	EN	SO	WL	OT	Shots	Save %		GP	Min	GA	GAA	EN	SO	WL	OT	Shots	Save %	
JOSE THEODORE	1	59	2	2.03	0	0	0	1	0	28	.929	MIIKKA KIPRUSOFF	1	60	1	1.00	0	0	1	0	31	.968

Power play: 0-5 .0%

Penalty killing: 8-9 88.9%

Power play: 1-9 11.1%

Penalty killing: 5-5 100.0%

Carolina Hurricanes

CLUB INFORMATION

Founded 1972-73 (WHA), 1979-80 (Hartford- NHL), 1997-98 (Carolina)
 Home Arena RBC Center (18,639)
 Stanley Cups 1 (2006)
 CEO/Governor Peter Karmanos Jr.
 President & General Manager Jim Rutherford
 Head Coach Paul Maurice
 Associate Head Coach Ron Francis
 Assistant Coach Tom Barrasso, Kevin McCarthy, Tom Rowe
 Director of Media Relations Mike Sundheim
 Manager of Media Relations/Broadcast Coordinator Kyle Hanlin
 2008-09 Record 45-30-7 (97 points)
 2008-09 Finish 2nd, Southeast Division
 2008-09 Playoffs E. Conf. finals (def. by PIT, 4-0)

RBC Center
 1400 Edwards Mill Rd.
 Raleigh, NC 27607
 919.467.7825
 Fax: 919.462.7030
 www.carolinahurricanes.com



2009-10 MEETINGS

Nov. 30 at Carolina
 Dec. 11 at Washington
 Dec. 28 at Washington
 March 10 at Washington
 March 18 at Carolina
 March 25 at Carolina

ALL-TIME SERIES HISTORY

	TOTALS									HOME									AWAY								
YEAR	GP	W	L	T	OT	PTS	GF	GA		GP	W	L	T	OT	PTS	GF	GA		GP	W	L	T	OT	PTS	GF	GA	
79-80	4	2	1	1	-	5	22	16		2	1	0	1	-	3	12	8		2	1	1	0	-	2	10	8	
80-81	4	3	1	0	-	6	19	13		2	1	1	0	-	2	6	7		2	2	0	0	-	4	13	6	
81-82	3	2	1	0	-	4	13	7		1	1	0	0	-	2	7	1		2	1	1	0	-	2	6	6	
82-83	3	2	0	1	-	5	15	10		2	2	0	0	-	4	11	6		1	0	0	1	-	1	4	4	
83-84	3	2	1	0	-	4	8	8		1	1	0	0	-	2	4	2		2	1	1	0	-	2	4	6	
84-85	3	1	2	0	-	2	4	7		2	1	1	0	-	2	4	5		1	0	1	0	-	0	0	2	
85-86	3	2	0	1	-	5	15	12		1	1	0	0	-	2	4	2		2	1	0	1	-	3	11	10	
86-87	3	1	2	0	-	2	9	9		2	0	2	0	-	0	3	8		1	1	0	0	-	2	6	1	
87-88	3	2	1	0	-	4	14	10		1	1	0	0	-	2	6	2		2	1	1	0	-	2	8	8	
88-89	3	3	0	0	-	6	12	4		2	2	0	0	-	4	4	2		1	1	0	0	-	2	8	2	
89-90	3	1	2	0	-	2	9	10		1	0	1	0	-	0	3	4		2	1	1	0	-	2	6	6	
90-91	3	0	3	0	-	0	6	10		2	0	2	0	-	0	4	6		1	0	1	0	-	0	2	4	
91-92	3	1	1	1	-	3	7	12		1	0	1	0	-	0	2	8		2	1	0	1	-	3	5	4	
92-93	4	3	1	0	-	6	18	13		2	2	0	0	-	4	9	5		2	1	1	0	-	2	9	8	
93-94	4	2	2	0	-	4	9	12		2	1	1	0	-	2	5	7		2	1	1	0	-	2	4	5	
94-95	4	2	1	1	-	5	15	8		2	1	1	0	-	2	9	7		2	1	0	1	-	3	6	1	
95-96	4	2	1	1	-	5	9	6		2	1	0	1	-	3	5	2		2	1	1	0	-	2	4	4	
96-97	4	2	1	1	-	5	9	8		2	2	0	0	-	4	8	5		2	0	1	1	-	1	1	3	
97-98	4	4	0	0	-	8	9	5		2	2	0	0	-	4	3	1		2	2	0	0	-	4	6	4	
98-99	5	2	2	1	-	5	11	11		2	1	1	0	-	2	6	4		3	1	1	1	-	3	5	7	
99-00	5	2	1	2	0	6	12	10		3	2	0	1	0	5	9	6		2	0	1	1	0	1	3	4	
00-01	5	2	1	1	1	6	15	11		2	1	1	0	0	2	7	3		3	1	0	1	1	4	8	8	
01-02	5	2	1	2	0	6	19	15		3	1	1	1	0	3	13	10		2	1	0	1	0	3	6	5	
02-03	5	4	1	0	0	8	14	8		2	2	0	0	0	4	7	3		3	2	1	0	0	4	7	5	
03-04	6	4	1	1	0	9	22	11		3	2	1	0	0	4	12	4		3	2	0	1	0	5	10	7	
05-06	8	3	3	-	2	8	26	29		4	1	2	-	1	3	11	14		4	2	1	-	1	5	15	15	
06-07	8	3	5	-	0	6	23	29		4	2	2	-	0	4	13	12		4	1	3	-	0	2	10	17	
07-08	8	4	4	-	0	8	21	22		4	3	1	-	0	6	12	5		4	1	3	-	0	2	9	17	
08-09	6	3	3	-	0	6	17	19		3	2	1	-	0	4	10	11		3	1	2	-	0	2	7	8	
Totals	126	66	43	14	3	149	402	345		62	37	20	4	1	79	209	160		64	29	23	10	2	70	193	185	

SERIES INFORMATION

All-Time Series (W-L-T-OT)
 Current Streak
 Last Washington Win
 Last Carolina Win
 Last Tie
 Last Overtime Game
 Overtime Record
 Last 10 Games (W-L-OT)
 Longest Unbeaten Streak
 Longest Winning Streak
 Longest Winless Streak
 Longest Losing Streak
 Washington Shutouts (Last)
 Carolina Shutouts (Last)
 Last Washington Hat Trick
 Last Carolina Hat Trick
 Most Washington Goals
 Most Carolina Goals

Overall

WSH leads, 66-43-14-3
 1 CAR win (3/21/09)
 3/14/09 (5-4 so)
 3/21/09 (4-1)
 2/12/04 (3-3)
 3/14/09 (W, 5-4 so)
 5-4-12
 5-5-0
 6 (3/2/03-2/12/04)
 5 (two times)
 4 (two times)
 4 (3/2/90-3/12/91)
 8 (10/6/07)
 9 (11/5/07)
 A. Semin (10/7/06)
 C. Stillman (11/5/07)
 9 (3/8/80)
 8 (3/24/92)

at Washington

WSH leads, 37-20-4-1
 1 WSH win (3/14/09)
 3/14/09 (5-4 so)
 3/3/09 (5-2)
 12/30/01 (5-5)
 3/14/09 (W, 5-4 so)
 2-2-3
 6-4-0
 7 (4/21/95-4/19/98)
 5 (2/27/82-12/29/84)
 4 (3/2/90-3/24/92)
 4 (3/2/90-3/24/92)
 6 (10/6/07)
 2 (3/9/07)
 A. Semin (10/7/06)
 P. Verbeek (12/7/93)
 9 (3/8/80)
 8 (3/24/92)

at Carolina

WSH leads, 29-23-10-2
 2 CAR wins (12/7/08-3/21/09)
 11/12/08 (5-1)
 3/21/09 (4-1)
 2/12/04 (3-3)
 3/25/08 (W, 3-2 so)
 3-2-9
 3-7-0
 4 (three times)
 4 (1/4/80-11/14/81)
 5 (two times)
 5 (1/26/07-2/23/08)
 2 (3/20/95)
 7 (11/5/07)
 D. Ciccarelli (3/18/89)
 C. Stillman (11/5/07)
 8 (two times)
 7 (10/12/05)

Carolina Hurricanes

WASHINGTON CAPITALS VS. CAROLINA HURRICANES

CAPITALS TIED SEASON SERIES, 3-3-0 • CAROLINA 3-2-1

At WASHINGTON	CAPITALS	HURRICANES	Attend.	Goaltenders	W Goal
6 Nov. 2008	3	2	17874	WARD / JOHNSON	ALEXANDER SEMIN
3 March 2009	2	5	17903	WARD / NEUVIRTH	PATRICK EAVES
14 March 2009	5 (SO)	4	18277	WARD / THEODORE	
At CAROLINA	CAPITALS	HURRICANES	Attend.	Goaltenders	W Goal
12 Nov. 2008	5	1	14261	LEIGHTON / THEODORE & JOHNSON	ALEXANDER SEMIN
7 Dec. 2008	1	3	15308	LEIGHTON / THEODORE	ERIC STAAL
21 March 2009	1	4	18680	WARD / THEODORE	JONI PITKANEN

Goals by Period:	1st	2nd	3rd	OT	Total	Shots by Period:	1st	2nd	3rd	OT	Total
CAPITALS	5	6	5	0	17	CAPITALS	71	72	68	2	213
HURRICANES	5	8	6	0	19	HURRICANES	60	55	57	6	178

CAPITALS	GP	G	A	P +/-	PIM	PP	SH	GW	EN	S	Pctg	HURRICANES	GP	G	A	P +/-	PIM	PP	SH	GW	EN	S	Pctg		
ALEXANDER SEMIN	5	6	7	13	2	8	2	0	2	0	23	26.1	RAY WHITNEY	6	3	5	8	6	6	0	0	0	0	21	14.3
ALEX OVECHKIN	6	2	9	11	-1	0	1	0	0	0	39	5.1	ERIC STAAL	6	3	3	6	6	4	0	0	1	0	28	10.7
NICKLAS BACKSTROM	6	3	5	8	-2	2	2	0	0	0	18	16.7	MATT CULLEN	5	1	3	4	1	0	0	1	0	0	3	33.3
MIKE GREEN	5	3	3	6	0	6	1	0	0	0	20	15.0	DENNIS SEIDENBERG	5	0	4	4	-1	2	0	0	0	0	6	.0
SERGEI FEDOROV	3	2	1	3	-3	2	0	0	0	0	7	28.6	PATRICK EAVES	5	2	1	3	2	0	1	1	1	0	7	28.6
TOM POTI	4	0	1	1	3	6	0	0	0	0	6	.0	JONI PITKANEN	5	1	2	3	5	10	0	0	1	0	8	12.5
JOSE THEODORE	4	0	1	1	0	0	0	0	0	0	0	.0	ROD BRIND'AMOUR	6	1	2	3	3	10	0	0	0	0	8	12.5
SHAONE MORRISONN	5	0	1	1	-2	2	0	0	0	0	1	.0	CHAD LAROSE	6	1	2	3	0	0	0	0	0	0	12	8.3
MICHAEL NYLANDER	5	0	1	1	-5	2	0	0	0	0	2	.0	SCOTT WALKER	4	2	0	2	-1	2	1	0	0	0	6	33.3
JEFF SCHULTZ	5	0	1	1	5	0	0	0	0	0	1	.0	ERIK COLE	2	1	1	2	2	2	0	0	0	0	6	16.7
BROOKS LAICH	6	0	1	1	0	6	0	0	0	0	16	.0	ANTON BABCHUK	6	1	1	2	6	0	0	0	0	0	8	12.5
KARL ALZNER	1	0	0	0	0	0	0	0	0	0	3	.0	JOE CORVO	6	1	1	2	3	4	0	1	0	1	19	5.3
CHRIS BOURQUE	1	0	0	0	0	0	0	0	0	0	0	.0	SERGEI SAMSONOV	6	0	2	2	0	0	0	0	0	0	6	.0
SEAN COLLINS	1	0	0	0	0	2	0	0	0	0	0	.0	NICLAS WALLIN	5	1	0	1	-2	6	0	0	0	0	2	50.0
ALEXANDRE GIROUX	1	0	0	0	0	0	0	0	0	0	2	.0	TUOMO RUUTU	6	1	0	1	-1	0	0	0	0	0	18	5.6
BRYAN HELMER	1	0	0	0	-3	0	0	0	0	0	2	.0	JOSEF MELICHAR	1	0	1	1	1	0	0	0	0	0	0	.0
STAFFAN KRONWALL	1	0	0	0	0	0	0	0	0	0	1	.0	JUSSI JOKINEN	2	0	1	1	1	4	0	0	0	0	0	.0
SAMI LEPISTO	1	0	0	0	-3	2	0	0	0	0	1	.0	TIM CONBOY	4	0	1	1	1	0	0	0	0	0	2	.0
BRIAN POTHIER	1	0	0	0	-1	0	0	0	0	0	0	.0	TIM GLEASON	5	0	1	1	-1	6	0	0	0	0	4	.0
TYLER SLOAN	1	0	0	0	0	0	0	0	0	0	0	.0	CASEY BORER	1	0	0	0	0	0	0	0	0	0	0	.0
KEITH AUCCOIN	2	0	0	0	0	0	0	0	0	0	2	.0	BRETT CARSON	1	0	0	0	0	0	0	0	0	0	0	.0
CHRIS CLARK	2	0	0	0	-1	2	0	0	0	0	1	.0	MICHAEL RYAN	1	0	0	0	0	0	0	0	0	0	4	.0
BRENT JOHNSON	2	0	0	0	0	2	0	0	0	0	0	.0	JUSTIN WILLIAMS	1	0	0	0	0	0	0	0	0	0	1	.0
ERIC FEHR	3	0	0	0	0	0	0	0	0	0	6	.0	WADE BROOKBANK	2	0	0	0	0	7	0	0	0	0	1	.0
DONALD BRASHEAR	4	0	0	0	0	5	0	0	0	0	4	.0	PATRICK DWYER	2	0	0	0	0	0	0	0	0	0	0	.0
JOHN ERSKINE	5	0	0	0	-5	6	0	0	0	0	10	.0	BRANDON SUTTER	2	0	0	0	-1	0	0	0	0	0	0	.0
BOYD GORDON	5	0	0	0	-1	2	0	0	0	0	7	.0	DWIGHT HELMINEN	3	0	0	0	-2	0	0	0	0	0	3	.0
MILAN JURCINA	5	0	0	0	-2	8	0	0	0	0	1	.0	RYAN BAYDA	4	0	0	0	-1	6	0	0	0	0	5	.0
DAVID STECKEL	5	0	0	0	0	0	0	0	0	0	8	.0													
MATT BRADLEY	6	0	0	0	0	2	0	0	0	0	7	.0													
TOMAS FLEISCHMANN	6	0	0	0	-5	2	0	0	0	0	10	.0	MICHAEL LEIGHTON	2	120	6	3.00	0	0	1	1	0	76	.921	
VIKTOR KOZLOV	6	0	0	0	-5	0	0	0	0	0	15	.0	CAM WARD	4	244	10	2.46	0	0	2	1	1	137	.927	
																</									

	GP	Min	GA	GAA	EN	SO	WL	OT	Shots	Save %
JOSE THEODORE	4	223	10	2.69	1	0	1	2	0	.899
BRENT JOHNSON	2	80	3	2.25	0	0	0	2	0	.938
MICHAEL NEUVIRTH	1	60	5	5.00	0	0	0	1	0	.833

Power play: 6-24 25.0%

Penalty killing: 23-25 92.0%

Power play: 2-25 8.0%

Penalty killing: 18-24 75.0%

	GP	Min	GA	GAA	EN	SO	WL	OT	Shots	Save %
MICHAEL LEIGHTON	2	120	6	3.00	0	0	1	1	0	.921
CAM WARD	4	244	10	2.46	0	0	2	1	1	.927

Chicago Blackhawks

CLUB INFORMATION

Founded 1926-27
 Home Arena United Center (20,500)
 Stanley Cups 3 (most recent, 1961)
 President John F. McDonough
 General Manager Stan Bowman
 Head Coach Joel Quenneville
 Assistant Coaches Mike Haviland, John Torchetti
 Media Relations Director Brandon Faber
 Media Relations Coordinator Adam Rogovin
 2008-09 Record 46-24-12 (104 points)
 2008-09 Finish 2nd, Central Division
 2008-09 Playoffs W. Conf. finals (def by DET, 4-1)

United Center
 1901 W. Madison
 Chicago, IL 60612
 312.455.7000
 Fax: 312.455.7041
 www.chicagoblackhawks.com



2009-10 MEETING

March 14 at Chicago

ALL-TIME SERIES HISTORY

TOTALS										HOME										AWAY									
YEAR	GP	W	L	T	OT	PTS	GF	GA		GP	W	L	T	OT	PTS	GF	GA			GP	W	L	T	OT	PTS	GF	GA		
74-75	4	1	3	0	-	2	11	22		2	1	1	0	-	2	6	9			2	0	2	0	-	0	5	13		
75-76	4	2	2	0	-	4	15	17		2	1	1	0	-	2	6	8			2	1	1	0	-	2	9	9		
76-77	4	1	2	1	-	3	19	18		2	1	1	0	-	2	11	9			2	0	1	1	-	1	8	9		
77-78	4	0	3	1	-	1	7	16		2	0	1	1	-	1	4	8			2	0	2	0	-	0	3	8		
78-79	4	1	2	1	-	3	11	12		2	1	1	0	-	2	6	5			2	0	1	1	-	1	5	7		
79-80	4	2	2	0	-	4	14	13		2	2	0	0	-	4	12	4			2	0	2	0	-	0	2	9		
80-81	4	1	1	2	-	4	13	15		2	1	0	1	-	3	7	5			2	0	1	1	-	1	6	10		
81-82	3	1	2	0	-	2	12	15		2	1	1	0	-	2	9	8			1	0	1	0	-	0	3	7		
82-83	3	2	0	1	-	5	13	9		1	1	0	0	-	2	4	2			2	1	0	1	-	3	9	7		
83-84	3	1	1	1	-	3	9	9		2	1	0	1	-	3	7	5			1	0	1	0	-	0	2	4		
84-85	3	3	0	0	-	6	13	5		1	1	0	0	-	2	5	0			2	2	0	0	-	4	8	5		
85-86	3	2	1	0	-	4	16	13		2	1	1	0	-	2	12	11			1	1	0	0	-	2	4	2		
86-87	3	1	1	1	-	3	10	11		1	1	0	0	-	2	3	2			2	0	1	1	-	1	7	9		
87-88	3	2	1	0	-	4	12	10		2	2	0	0	-	4	8	5			1	0	1	0	-	0	4	5		
88-89	3	2	1	0	-	4	14	13		1	1	0	0	-	2	6	3			2	1	1	0	-	2	8	10		
89-90	3	1	2	0	-	2	6	4		2	1	1	0	-	2	6	3			1	0	1	0	-	0	0	1		
90-91	3	0	3	0	-	0	7	10		1	0	1	0	-	0	3	4			2	0	2	0	-	0	4	6		
91-92	2	0	2	0	-	0	4	11		1	0	1	0	-	0	2	7			1	0	1	0	-	0	2	4		
92-93	3	1	1	1	-	3	7	9		2	1	0	1	-	3	5	3			1	0	1	0	-	0	2	6		
93-94	2	2	0	0	-	4	10	4		1	1	0	0	-	2	4	1			1	1	0	0	-	2	6	3		
94-95	Teams did not meet in 1994-95																												
95-96	2	1	1	0	-	2	4	6		1	0	1	0	-	0	1	4			1	1	0	0	-	2	3	2		
96-97	2	0	2	0	-	0	5	10		1	0	1	0	-	0	2	5			1	0	1	0	-	0	3	5		
97-98	2	2	0	0	-	4	5	2		1	1	0	0	-	2	3	2			1	1	0	0	-	2	2	0		
98-99	2	1	1	0	-	2	5	5		1	0	1	0	-	0	2	4			1	1	0	0	-	2	3	1		
99-00	2	1	0	1	0	3	7	6		1	0	0	1	0	1	2	2			1	1	0	0	0	2	5	4		
00-01	2	0	2	0	0	0	3	6		1	0	1	0	0	0	2	3			1	0	1	0	0	0	1	3		
01-02	1	1	0	0	0	2	3	1		1	1	0	0	0	2	3	1			0	0	0	0	0	0	0	0		
02-03	1	0	0	1	0	1	2	2		0	0	0	0	0	0	0	0			1	0	0	1	0	1	2	2		
03-04	2	1	1	0	0	2	7	4		1	0	1	0	0	0	3	4			1	1	0	0	0	2	4	0		
05-06	1	0	0	-	1	1	3	4		1	0	0	-	1	1	3	4			0	0	0	-	0	0	0	0		
06-07	Teams did not meet in 2006-07																												
07-08	1	0	1	-	0	0	0	5		0	0	0	-	0	0	0	0			1	0	1	-	0	0	0	5		
08-09	1	1	0	-	0	2	4	2		1	1	0	-	0	2	4	2			0	0	0	-	0	0	0	0		
Totals	84	34	38	11	1	80	271	289		43	22	15	5	1	50	151	133			41	12	23	6	0	30	120	156		

SERIES INFORMATION

	Overall	at Washington	at Chicago
All-Time Series (W-L-T-OT)	WSH trails, 34-38-11-1	WSH leads, 22-15-5-1	WSH trails, 12-23-6-0
Current Streak	1 WSH win (10/11/08)	1 WSH win (10/11/08)	1 CHI win (3/19/08)
Last Washington Win	10/11/08 (4-2)	10/11/08 (4-2)	2/15/04 (4-0)
Last Chicago Win	3/19/08 (5-0)	1/10/06 (4-3 ot)	3/19/08 (5-0)
Last Tie	11/15/03 (2-2)	12/27/99 (2-2)	11/15/03 (2-2)
Last Overtime Game	1/10/06 (L, 4-3)	1/10/06 (L, 4-3)	11/15/03 (T, 2-2)
Overtime Record	0-2-5	0-1-3	0-1-2
Last 10 Games (W-L-T-OT)	4-4-1-1	3-5-1-1	6-3-1-0
Longest Unbeaten Streak	6 (1/30/82-1/20/84)	6 (1/30/82-11/5/85)	4 (10/14/84-11/12/86)
Longest Winning Streak	5 (10/14/84-11/5/85)	4 (two times)	3 (two times)
Longest Winless Streak	7 (11/2/77-1/7/79)	3 (three times)	13 (2/8/76-11/3/82)
Longest Losing Streak	5 (10/25/90-1/12/92)	2 (five times)	6 (2/15/89-1/21/93)
Washington Shutouts (Last)	5 (2/15/04)	3 (2/27/90)	2 (2/15/04)
Chicago Shutouts (Last)	3 (3/19/08)	none	3 (3/19/08)
Last Washington Hat Trick	M. Gartner (10/10/87)	M. Gartner (10/10/87)	T. White (10/26/75)
Last Chicago Hat Trick	D. Savard (1/17/88)	S. Ludzik (12/28/85)	D. Savard (1/17/88)
Most Washington Goals	8 (11/5/85)	8 (11/5/85)	7 (10/26/75)
Most Chicago Goals	10 (2/22/75)	7 (three times)	10 (2/22/75)



Chicago Blackhawks

WASHINGTON CAPITALS VS. CHICAGO BLACKHAWKS

CAPITALS WON SEASON SERIES, 1-0-0 • CHICAGO 0-1-0

At WASHINGTON CAPITALS BLACKHAWKS Attend. Goaltenders W Goal
11 Oct. 2008 4 2 18277 KHABIBULIN / THEODORE BROOKS LAICH

Goals by Period:	1st	2nd	3rd	OT	Total	Shots by Period:	1st	2nd	3rd	OT	Total
CAPITALS	1	1	2	0	4	CAPITALS	6	12	16	0	34
BLACKHAWKS	2	0	0	0	2	BLACKHAWKS	10	6	5	0	21

CAPITALS	GP	G	A	P	+/-	PIM	PP	SH	GW	EN	S	Pctg	BLACKHAWKS	GP	G	A	P	+/-	PIM	PP	SH	GW	EN	S	Pctg
ALEX OVECHKIN	1	2	0	2	2	2	0	0	0	0	6	33.3	JACK SKILLE	1	1	0	1	0	0	0	0	0	2	50.0	
MATT BRADLEY	1	1	0	1	2	0	0	0	0	0	1	100.0	KRIS VERSTEEG	1	1	0	1	0	0	0	0	0	1	100.0	
BROOKS LAICH	1	1	0	1	1	0	0	0	1	0	1	100.0	DAVE BOLLAND	1	0	1	1	0	0	0	0	0	1	.0	
DONALD BRASHEAR	1	0	1	1	1	0	0	0	0	0	1	.0	MARTIN HAVLAT	1	0	1	1	1	0	0	0	0	5	.0	
TOM POTI	1	0	1	1	1	0	0	0	0	0	1	.0	ANDREW LADD	1	0	1	1	1	0	0	0	0	1	.0	
JEFF SCHULTZ	1	0	1	1	1	0	0	0	0	0	1	.0	JONATHAN TOEWS	1	0	1	1	0	0	0	0	0	4	.0	
ALEXANDER SEMIN	1	0	1	1	0	0	0	0	0	0	4	.0	CRAIG ADAMS	1	0	0	0	0	0	0	0	0	0	.0	
DAVID STECKEL	1	0	1	1	1	4	0	0	0	0	2	.0	ADAM BURISH	1	0	0	0	0	2	0	0	0	3	.0	
JOSE THEODORE	1	0	1	1	0	0	0	0	0	0	0	.0	DUSTIN BYFUGLIEN	1	0	0	0	-2	0	0	0	0	0	.0	
NICKLAS BACKSTROM	1	0	0	0	1	0	0	0	0	0	1	.0	BRIAN CAMPBELL	1	0	0	0	-2	0	0	0	0	0	.0	
CHRIS CLARK	1	0	0	0	-1	0	0	0	0	0	1	.0	COLIN FRASER	1	0	0	0	0	0	0	0	0	0	.0	
JOHN ERSKINE	1	0	0	0	0	0	0	0	0	0	0	.0	JORDAN HENDRY	1	0	0	0	1	0	0	0	0	0	.0	
SERGEI FEDOROV	1	0	0	0	0	0	0	0	0	0	2	.0	PATRICK KANE	1	0	0	0	-3	0	0	0	0	2	.0	
TOMAS FLEISCHMANN	1	0	0	0	-1	0	0	0	0	0	2	.0	DUNCAN KEITH	1	0	0	0	1	0	0	0	0	1	.0	
MIKE GREEN	1	0	0	0	2	2	0	0	0	0	4	.0	BRENT SEABROOK	1	0	0	0	0	4	0	0	0	0	.0	
MILAN JURCINA	1	0	0	0	-1	2	0	0	0	0	2	.0	PATRICK SHARP	1	0	0	0	-3	2	0	0	0	1	.0	
VIKTOR KOZLOV	1	0	0	0	1	0	0	0	0	0	3	.0	BRENT SOPEL	1	0	0	0	-3	0	0	0	0	0	.0	
SHAONE MORRISONN	1	0	0	0	1	2	0	0	0	0	1	.0	MATT WALKER	1	0	0	0	-1	0	0	0	0	0	.0	
MICHAEL NYLANDER	1	0	0	0	-1	0	0	0	0	0	1	.0													

	GP	Min	GA	GAA	EN	SO	WL	OT	Shots	Save %
JOSE THEODORE	1	60	2	2.00	0	0	1	0	21	.905

Power play: 0-4 .0%

Penalty killing: 5-5 100.0%

	GP	Min	GA	GAA	EN	SO	WL	OT	Shots	Save %
NIKOLAI KHABIBULIN	1	59	4	4.07	0	0	0	1	34	.882

Power play: 0-5 .0%

Penalty killing: 4-4 100.0%

Colorado Avalanche

CLUB INFORMATION

Founded 1972-73 (WHA), 1979-80 (NHL), 1995-96 (Colorado)
 Home Arena Pepsi Center (18,129)
 Stanley Cups 2 (most recent, 2001)
 President Pierre Lacroix
 Executive Vice President & General Manager Greg Sherman
 Head Coach Joe Sacco
 Assistant Coach Sylvain Lefebvre, Steve Konowalchuk
 Senior Vice President, Communications
 & Business Operations Jean Martineau
 Director of Communications Damen Zier
 2008-09 Record 32-45-5 (69 points)
 2008-09 Finish 5th, Northwest Division
 2008-09 Playoffs DNQ

Pepsi Center
 1000 Chopper Place
 Denver, CO 80204
 303.405.1100
 Fax: 303.893.0614
 www.coloradoavalanche.com



2009-10 MEETING

Dec. 15 at Colorado

ALL-TIME SERIES HISTORY

TOTALS										HOME										AWAY									
YEAR	GP	W	L	T	OT	PTS	GF	GA		GP	W	L	T	OT	PTS	GF	GA			GP	W	L	T	OT	PTS	GF	GA		
79-80	4	1	1	2	-	4	12	8		2	1	0	1	-	3	8	3			2	0	1	1	-	1	4	5		
80-81	4	0	4	0	-	0	17	30		2	0	2	0	-	0	11	17			2	0	2	0	-	0	6	13		
81-82	3	0	2	1	-	1	8	14		2	0	1	1	-	1	8	11			1	0	1	0	-	0	0	3		
82-83	3	1	1	1	-	3	15	13		1	0	1	0	-	0	4	5			2	1	0	1	-	3	11	8		
83-84	3	1	2	0	-	2	10	13		2	1	1	0	-	2	7	7			1	0	1	0	-	0	3	6		
84-85	3	2	1	0	-	4	16	8		1	0	1	0	-	0	3	5			2	2	0	0	-	4	13	3		
85-86	3	3	0	0	-	6	14	8		2	2	0	0	-	4	7	3			1	1	0	0	-	2	7	5		
86-87	3	0	2	1	-	1	8	12		1	0	1	0	-	0	1	4			2	0	1	1	-	1	7	8		
87-88	3	2	1	0	-	4	9	7		2	1	1	0	-	2	7	6			1	1	0	0	-	2	2	1		
88-89	3	2	0	1	-	5	12	6		1	1	0	0	-	2	4	1			2	1	0	1	-	3	8	5		
89-90	3	3	0	0	-	6	19	5		2	2	0	0	-	4	16	5			1	1	0	0	-	2	3	0		
90-91	3	2	1	0	-	4	12	8		1	1	0	0	-	2	5	3			2	1	1	0	-	2	7	5		
91-92	3	3	0	0	-	6	17	7		1	1	0	0	-	2	3	1			2	2	0	0	-	4	14	6		
92-93	3	2	0	1	-	5	14	8		2	1	0	1	-	3	8	4			1	1	0	0	-	2	6	4		
93-94	4	2	2	0	-	4	12	10		2	1	1	0	-	2	5	5			2	1	1	0	-	2	7	5		
94-95	4	2	2	0	-	4	13	15		2	2	0	0	-	4	10	6			2	0	2	0	-	0	3	9		
95-96	2	1	1	0	-	2	5	5		1	1	0	0	-	2	3	1			1	0	1	0	-	0	2	4		
96-97	2	1	1	0	-	2	6	4		1	1	0	0	-	2	6	3			1	0	1	0	-	0	0	1		
97-98	2	0	1	1	-	1	9	10		1	0	0	1	-	1	6	6			1	0	1	0	-	0	3	4		
98-99	2	0	2	0	-	0	3	6		1	0	1	0	-	0	2	3			1	0	1	0	-	0	1	3		
99-00	1	1	0	0	0	2	2	1		1	1	0	0	0	2	2	1			0	0	0	0	0	0	0	0		
00-01	2	1	0	0	1	3	6	5		1	0	0	0	1	1	3	4			1	1	0	0	0	2	3	1		
01-02	1	1	0	0	0	2	3	0		0	0	0	0	0	0	0	0			1	1	0	0	0	2	3	0		
02-03	2	1	0	1	0	3	4	3		1	1	0	0	0	2	2	1			1	0	0	1	0	1	2	2		
03-04	1	0	1	0	0	0	1	4		0	0	0	0	0	0	0	0			1	0	1	0	0	0	1	4		
05-06	Teams did not meet in 2005-06																												
06-07	1	1	0	-	0	2	5	3		0	0	0	-	0	0	0	0			1	1	0	-	0	2	5	3		
07-08	1	1	0	-	0	2	2	1		1	1	0	-	0	2	2	1			0	0	0	-	0	0	0	0		
08-09	1	0	1	-	0	0	1	4		1	0	1	-	0	0	1	4			0	0	0	-	0	0	0	0		
Totals	70	34	26	9	1	78	255	218		35	19	11	4	1	43	134	110			35	15	15	5	0	35	121	108		

SERIES INFORMATION

	Overall	at Washington	at Colorado
All-Time Series (W-L-T-OT)	WSH leads, 34-26-9-1	WSH leads, 19-11-4-1	Tied, 15-15-5-0
Current Streak	1 COL win (2/20/09)	1 COL win (2/20/09)	1 WSH win (10/25/06)
Last Washington Win	1/9/08 (2-1)	1/9/08 (2-1)	10/25/06 (5-3)
Last Colorado Win	2/20/09 (4-1)	2/20/09 (4-1)	12/8/03 (4-1)
Last Tie	12/16/03 (2-2)	11/18/97 (6-6)	12/16/03 (2-2)
Last Overtime Game	12/16/03 (T, 2-2)	10/17/00 (L, 4-3)	12/16/03 (T, 2-2)
Overtime Record	0-2-5	0-2-2	0-0-3
Last 10 Games (W-L-T-OT)	6-2-1-1	6-2-1-1	3-6-1-0
Longest Unbeaten Streak	9 (12/22/87-11/6/90)	9 (3/4/88-11/9/93)	5 (12/22/87-11/6/90)
Longest Winning Streak	5 (3/14/91-11/22/92)	6 (3/4/88-12/17/91)	3 (two times)
Longest Winless Streak	9 (1/20/80-2/7/82)	7 (1/26/80-10/16/83)	6 (1/24/95-3/26/99)
Longest Losing Streak	6 (11/18/80-1/5/82)	3 (2/22/81-10/21/81)	6 (1/24/95-3/26/99)
Washington Shutouts (Last)	4 (3/19/02)	1 (11/23/85)	3 (3/19/02)
Colorado Shutouts (Last)	2 (10/28/96)	none	2 (10/28/96)
Last Washington Hat Trick	P. Bondra (3/6/97)	P. Bondra (3/6/97)	none
Last Colorado Hat Trick	C. Lemieux (11/18/97)	C. Lemieux (11/18/97)	none
Most Washington Goals	12 (2/6/90)	12 (2/6/90)	10 (11/10/91)
Most Colorado Goals	11 (2/22/81)	11 (2/22/81)	7 (3/4/81)



Colorado Avalanche

WASHINGTON CAPITALS VS. COLORADO AVALANCHE CAPITALS LOST SEASON SERIES, 0-1-0 • COLORADO 1-0-0

At WASHINGTON	CAPITALS	AVALANCHE	Attend.	Goaltenders	W Goal
20 Feb. 2009	1	4	18277	RAYCROFT / THEODORE	ADAM FOOTE

Goals by Period:	1st	2nd	3rd	OT	Total	Shots by Period:	1st	2nd	3rd	OT	Total
CAPITALS	1	0	0	0	1	CAPITALS	8	8	13	0	29
AVALANCHE	1	1	2	0	4	AVALANCHE	12	8	5	0	25

CAPITALS	GP	G	A	P	+/-	PIM	PP	SH	GW	EN	S	Pctg	AVALANCHE	GP	G	A	P	+/-	PIM	PP	SH	GW	EN	S	Pctg
NICKLAS BACKSTROM	1	1	0	1	0	2	0	0	0	0	3	33.3	RYAN SMYTH	1	1	2	3	2	0	0	0	0	0	2	50.0
ERIC FEHR	1	0	1	1	0	0	0	0	0	0	2	.0	ADAM FOOTE	1	1	1	2	4	0	0	0	1	0	3	33.3
TOMAS FLEISCHMANN	1	0	1	1	1	0	0	0	0	0	2	.0	MILAN HEJDUK	1	0	2	2	3	0	0	0	0	0	4	.0
MATT BRADLEY	1	0	0	0	-3	0	0	0	0	0	0	.0	TYLER ARNASON	1	1	0	1	0	0	0	0	0	0	2	50.0
DONALD BRASHEAR	1	0	0	0	-1	0	0	0	0	0	0	.0	WOJTEK WOLSKI	1	1	0	1	3	2	0	0	0	0	3	33.3
SERGEI FEDOROV	1	0	0	0	-1	0	0	0	0	0	2	.0	MAREK SVATOS	1	0	1	1	1	0	0	0	0	0	3	.0
BOYD GORDON	1	0	0	0	0	0	0	0	0	0	0	.0	BRETT CLARK	1	0	0	0	-1	2	0	0	0	0	0	.0
MIKE GREEN	1	0	0	0	-2	0	0	0	0	0	5	.0	BEN GUITE	1	0	0	0	0	0	0	0	0	0	2	.0
MILAN JURCINA	1	0	0	0	0	2	0	0	0	0	2	.0	SCOTT HANNAN	1	0	0	0	0	0	0	0	0	0	0	.0
STAFFAN KRONWALL	1	0	0	0	-1	0	0	0	0	0	1	.0	IAN LAPERRIERE	1	0	0	0	0	0	0	0	0	0	0	.0
BROOKS LAICH	1	0	0	0	-2	0	0	0	0	0	0	.0	JORDAN LEOPOLD	1	0	0	0	0	0	0	0	0	0	0	.0
SHAONE MORRISONN	1	0	0	0	-1	0	0	0	0	0	0	.0	CODY MCCORMICK	1	0	0	0	0	0	0	0	0	0	0	.0
MICHAEL NYLANDER	1	0	0	0	-2	2	0	0	0	0	0	.0	CODY MCLEOD	1	0	0	0	1	0	0	0	0	0	1	.0
ALEX OVECHKIN	1	0	0	0	-1	0	0	0	0	0	5	.0	RUSLAN SALEI	1	0	0	0	3	2	0	0	0	0	1	.0
TOM POTI	1	0	0	0	-1	2	0	0	0	0	2	.0	CHRIS STEWART	1	0	0	0	-1	0	0	0	0	0	2	.0
JEFF SCHULTZ	1	0	0	0	-1	2	0	0	0	0	2	.0	DANIEL TJARNQVIST	1	0	0	0	0	0	0	0	0	0	0	.0
ALEXANDER SEMIN	1	0	0	0	0	0	0	0	0	0	3	.0	DARCY TUCKER	1	0	0	0	0	0	0	0	0	0	1	.0
DAVID STECKEL	1	0	0	0	0	0	0	0	0	0	0	.0	BRIAN WILLISIE	1	0	0	0	0	0	0	0	0	0	1	.0

	GP	Min	GA	GAA	EN	SO	W	L	OT	Shots	Save %		GP	Min	GA	GAA	EN	SO	W	L	OT	Shots	Save %
JOSE THEODORE	1	60	4	4.00	0	0	0	1	0	25	.840	ANDREW RAYCROFT	1	60	1	1.00	0	0	1	0	0	29	.966

Power play: 0-2 .0%	Penalty killing: 4-4 100.0%	Power play: 0-4 .0%	Penalty killing: 2-2 100.0%
---------------------	-----------------------------	---------------------	-----------------------------

Columbus Blue Jackets

CLUB INFORMATION

Founded 2000-01
 Home Arena Nationwide Arena (18,144)
 Stanley Cups none
 President/Alternate Governor Mike Priest
 General Manager Scott Howson
 Head Coach Ken Hitchcock
 Assistant Coaches Gary Agnew, Gord Murphy, Claude Noel
 Vice President of Public Relations Todd Sharrock
 Director of Communications Karen Davis
 Manager of Communications Ryan Holtmann
 2008-09 Record 41-31-10 (92 points)
 2008-09 Finish 3rd, Central Division
 2008-09 Playoffs W. Conf. quarterfinals (def. by DET, 4-0)

Nationwide Arena
 200 W. Nationwide Blvd.
 Columbus, OH 43215
 614.246.4625
 Fax: 614.246.4007
 www.bluejackets.com



2009-10 MEETINGS

Nov. 1 at Washington
 April 3 at Columbus

ALL-TIME SERIES HISTORY

YEAR	TOTALS								HOME								AWAY							
	GP	W	L	T	OT	PTS	GF	GA	GP	W	L	T	OT	PTS	GF	GA	GP	W	L	T	OT	PTS	GF	GA
00-01	1	0	1	0	0	0	1	3	0	0	0	0	0	0	0	0	1	0	1	0	0	0	1	3
01-02	2	2	0	0	0	4	11	5	1	1	0	0	0	2	6	3	1	1	0	0	0	2	5	2
02-03	2	1	0	1	0	3	6	5	1	0	0	1	0	1	2	2	1	1	0	0	0	2	4	3
03-04	1	1	0	0	0	2	5	3	0	0	0	0	0	0	0	0	1	1	0	0	0	2	5	3
05-06	1	1	0	-	0	2	3	2	1	1	0	-	0	2	3	2	0	0	0	-	0	0	0	0
06-07	Teams did not meet in 2006-07																							
07-08	1	1	0	-	0	2	4	3	0	0	0	-	0	0	0	0	1	1	0	-	0	2	4	3
08-09	2	0	2	-	0	0	0	6	1	0	1	-	0	0	0	3	1	0	1	-	0	0	0	3
Totals	10	6	3	1	0	13	30	27	4	2	1	1	0	5	11	10	6	4	2	0	0	8	19	17

SERIES INFORMATION

	Overall	at Washington	at Columbus
All-Time Series (W-L-T-OT)	WSH leads, 6-3-1-0	WSH leads, 2-1-1-0	WSH leads, 4-2-0-0
Current Streak	2 CBJ wins (11/29/08-1/9/09)	1 CBJ win (1/9/09)	1 CBJ win (11/29/08)
Last Washington Win	2/5/08 (4-3 ot)	10/5/05 (3-2)	2/5/08 (3-0)
Last Columbus Win	1/9/09 (3-0)	1/9/09 (3-0)	11/29/08 (3-0)
Last Tie	1/3/03 (2-2)	1/3/03 (2-2)	none
Last Overtime Game	2/5/08 (W, 4-3)	1/3/03 (T, 2-2)	2/5/08 (W, 4-3)
Overtime Record	2-0-1	0-0-1	2-0-0
Last 10 Games (W-L-T-OT)	6-3-1-0	2-1-1-0	4-2-0-0
Longest Unbeaten Streak	7 (1/09/02-2/5/08)	3 (1/9/02-10/5/05)	4 (3/23/02-2/5/08)
Longest Winning Streak	3 (two times)	1 (two times)	4 (3/23/02-2/5/08)
Longest Winless Streak	2 (11/29/08-1/9/09)	1 (two times)	1 (two times)
Longest Losing Streak	2 (11/29/08-1/9/09)	1 (1/9/09)	1 (two times)
Washington Shutouts (Last)	none	none	none
Columbus Shutouts (Last)	2 (1/9/09)	1 (1/9/09)	1 (11/29/08)
Last Washington Hat Trick	P. Bondra (11/29/03)	none	P. Bondra (11/29/03)
Last Columbus Hat Trick	none	none	none
Most Washington Goals	6 (1/9/02)	6 (1/9/02)	5 (two times)
Most Columbus Goals	3 (seven times)	3 (two times)	3 (five times)



Columbus Blue Jackets

WASHINGTON CAPITALS VS. COLUMBUS BLUE JACKETS

CAPITALS LOST SEASON SERIES, 0-2-0 • COLUMBUS 2-0-0

At WASHINGTON

9 Jan. 2009

CAPITALS

0

BLUE JACKETS

3

Attend.

18277

Goaltenders

MASON / THEODORE

W Goal

R.J. UMBERGER

At COLUMBUS

29 Nov. 2008

CAPITALS

0

BLUE JACKETS

3

Attend.

17448

Goaltenders

MASON / JOHNSON

W Goal

RAFFI TORRES

Goals by Period:

	1st	2nd	3rd	OT	Total
CAPITALS	0	0	0	0	0
BLUE JACKETS	2	2	2	0	6

Shots by Period:

	1st	2nd	3rd	OT	Total
CAPITALS	26	17	28	0	71
BLUE JACKETS	19	15	20	0	54

CAPITALS

	GP	G	A	P	+/-	PIM	PP	SH	GW	EN	S	Pctg
CHRIS BOURQUE	1	0	0	0	0	0	0	0	0	0	0	.0
CHRIS CLARK	1	0	0	0	0	0	0	0	0	0	1	.0
SEAN COLLINS	1	0	0	0	0	0	0	0	0	0	0	.0
SERGEI FEDOROV	1	0	0	0	0	0	0	0	0	0	4	.0
ERIC FEHR	1	0	0	-1	2	0	0	0	0	0	3	.0
BOYD GORDON	1	0	0	-1	0	0	0	0	0	0	0	.0
MIKE GREEN	1	0	0	0	2	0	0	0	0	0	4	.0
BRYAN HELMER	1	0	0	0	0	0	0	0	0	0	0	.0
BRENT JOHNSON	1	0	0	0	2	0	0	0	0	0	0	.0
SAMI LEPISTO	1	0	0	-1	0	0	0	0	0	0	2	.0
MICHAEL NYLANDER	1	0	0	0	0	0	0	0	0	0	1	.0
ALEXANDER SEMIN	1	0	0	0	0	0	0	0	0	0	4	.0
KARL ALZNER	2	0	0	-3	0	0	0	0	0	0	1	.0
NICKLAS BACKSTROM	2	0	0	-2	0	0	0	0	0	0	10	.0
MATT BRADLEY	2	0	0	-2	0	0	0	0	0	0	1	.0
DONALD BRASHEAR	2	0	0	-1	4	0	0	0	0	0	1	.0
TOMAS FLEISCHMANN	2	0	0	-1	0	0	0	0	0	0	5	.0
MILAN JURCINA	2	0	0	-3	2	0	0	0	0	0	2	.0
VIKTOR KOZLOV	2	0	0	-2	2	0	0	0	0	0	4	.0
BROOKS LAICH	2	0	0	0	0	0	0	0	0	0	7	.0
SHAONE MORRISONN	2	0	0	0	0	0	0	0	0	0	2	.0
ALEX OVECHKIN	2	0	0	-2	4	0	0	0	0	0	18	.0
TYLER SLOAN	2	0	0	0	2	0	0	0	0	0	0	.0
DAVID STECKEL	2	0	0	-1	0	0	0	0	0	0	1	.0

BLUE JACKETS

	GP	G	A	P	+/-	PIM	PP	SH	GW	EN	S	Pctg
RICK NASH	1	2	0	2	2	0	0	1	0	0	4	50.0
JARED BOLL	2	1	1	2	0	0	1	0	0	0	1	100.0
FEDOR TYUTIN	2	1	1	2	1	2	1	0	0	0	8	12.5
R.J. UMBERGER	2	1	1	2	2	0	0	0	1	0	3	33.3
MANNY MALHOTRA	2	0	2	2	0	0	0	0	0	0	3	.0
MARC METHOT	2	0	2	2	2	0	0	0	0	0	1	.0
RAFFI TORRES	1	1	0	1	1	2	0	0	1	0	2	50.0
KRISTIAN HUSELIUS	1	0	1	1	1	0	0	0	0	0	5	.0
FREDRIK MODIN	2	0	1	1	2	2	0	0	0	0	4	.0
JAKUB VORACEK	2	0	1	1	1	0	0	0	0	0	1	.0
DERICK BRASSARD	1	0	0	0	0	0	0	0	0	0	1	.0
JASON CHIMERA	1	0	0	0	0	2	0	0	0	0	1	.0
DEREK DORSETT	1	0	0	0	0	2	0	0	0	0	2	.0
NIKITA FILATOV	1	0	0	0	0	0	0	0	0	0	2	.0
CRAIG MACDONALD	1	0	0	0	0	0	0	0	0	0	2	.0
MAKSIM MAYOROV	1	0	0	0	0	0	0	0	0	0	0	.0
ALEXANDRE PICARD	1	0	0	0	0	2	0	0	0	0	0	.0
CHRISTIAN BACKMAN	2	0	0	0	0	2	0	0	0	0	2	.0
MIKE COMMODORE	2	0	0	0	2	4	0	0	0	0	4	.0
JAN HEJDA	2	0	0	0	3	0	0	0	0	0	1	.0
ANDREW MURRAY	2	0	0	0	0	2	0	0	0	0	2	.0
MICHAEL PECA	2	0	0	0	2	0	0	0	0	0	2	.0
KRIS RUSSELL	2	0	0	0	0	0	0	0	0	0	3	.0

	GP	Min	GA	GAA	EN	SO	W	L	OT	Shots	Save %
JOSE THEODORE	1	60	3	3.00	0	0	0	1	0	23	.870
BRENT JOHNSON	1	60	3	3.00	0	0	0	1	0	31	.903

	GP	Min	GA	GAA	EN	SO	W	L	OT	Shots	Save %
STEVE MASON	2	120	0	.00	0	2	2	0	0	71	1.000

Power play: 2-10 20.0%

Penalty killing: 11-11 100.0%

Power play: 0-11 .0%

Penalty killing: 8-10 80.0%

Dallas Stars

CLUB INFORMATION

Founded 1967-68 (Minnesota), 1993-94 (Dallas)
 Home Arena American Airlines Center (18,532)
 Stanley Cups 1 (1999)
 President Jeff Cogen
 General Manager Joe Nieuwendyk
 Head Coach Marc Crawford
 Assistant Coaches Stu Barnes, Charlie Huddy
 Assistant VP of Communications Rob Scichili
 Director of Media Relations Jason Rademan
 Manager of Media and Publications Erin Chenderlin
 2008-09 Record 36-35-11 (83 points)
 2008-09 Finish 3rd, Pacific Division
 2008-09 Playoffs DNQ

American Airlines Center
 2500 Victory Avenue
 Dallas, TX 75219
 214.387.5500
 Fax: 214.387.5610
 www.dallasstars.com



2009-10 MEETING

March 8 at Washington

ALL-TIME SERIES HISTORY

	TOTALS									HOME									AWAY								
YEAR	GP	W	L	T	OT	PTS	GF	GA		GP	W	L	T	OT	PTS	GF	GA		GP	W	L	T	OT	PTS	GF	GA	
74-75	4	0	3	1	-	1	9	21		2	0	1	1	-	1	5	9		2	0	2	0	-	0	4	12	
75-76	4	0	2	2	-	2	11	17		2	0	0	2	-	2	5	5		2	0	2	0	-	0	6	12	
76-77	4	1	1	2	-	4	12	14		2	1	0	1	-	3	7	4		2	0	1	1	-	1	5	10	
77-78	4	1	2	1	-	3	8	14		2	1	1	0	-	2	2	5		2	0	1	1	-	1	6	9	
78-79	4	2	2	0	-	4	10	18		2	1	1	0	-	2	6	10		2	1	1	0	-	2	4	8	
79-80	4	0	3	1	-	1	10	18		2	0	2	0	-	0	7	9		2	0	1	1	-	1	3	9	
80-81	4	0	3	1	-	1	6	11		2	0	1	1	-	1	4	5		2	0	2	0	-	0	2	6	
81-82	3	0	2	1	-	1	8	17		1	0	1	0	-	0	1	6		2	0	1	1	-	1	7	11	
82-83	3	1	1	1	-	3	8	8		2	1	1	0	-	2	4	4		1	0	0	1	-	1	4	4	
83-84	3	3	0	0	-	6	15	2		1	1	0	0	-	2	5	1		2	2	0	0	-	4	10	1	
84-85	3	2	0	1	-	5	12	8		2	1	0	1	-	3	9	6		1	1	0	0	-	2	3	2	
85-86	3	2	1	0	-	4	16	13		1	1	0	0	-	2	7	5		2	1	1	0	-	2	9	8	
86-87	3	2	0	1	-	5	14	6		2	2	0	0	-	4	12	4		1	0	0	1	-	1	2	2	
87-88	3	2	0	1	-	5	10	4		1	1	0	0	-	2	4	1		2	1	0	1	-	3	6	3	
88-89	3	1	1	1	-	3	11	10		2	1	1	0	-	2	7	6		1	0	0	1	-	1	4	4	
89-90	3	3	0	0	-	6	13	9		1	1	0	0	-	2	5	3		2	2	0	0	-	4	8	6	
90-91	3	1	1	1	-	3	7	8		2	1	0	1	-	3	5	3		1	0	1	0	-	0	2	5	
91-92	3	1	2	0	-	2	8	10		2	0	2	0	-	0	4	8		1	1	0	0	-	2	4	2	
92-93	2	1	1	0	-	2	7	7		1	0	1	0	-	0	4	5		1	1	0	0	-	2	3	2	
93-94	2	0	2	0	-	0	5	12		1	0	1	0	-	0	3	6		1	0	1	0	-	0	2	6	
94-95	Teams did not meet in 1994-95																										
95-96	2	2	0	0	-	4	6	4		1	1	0	0	-	2	2	1		1	1	0	0	-	2	4	3	
96-97	2	0	2	0	-	0	5	10		1	0	1	0	-	0	2	5		1	0	1	0	-	0	3	5	
97-98	2	0	2	0	-	0	4	6		1	0	1	0	-	0	3	4		1	0	1	0	-	0	1	2	
98-99	2	1	1	0	-	2	2	5		1	1	0	0	-	2	2	1		1	0	1	0	-	0	0	4	
99-00	2	0	1	1	0	1	3	4		1	0	0	1	0	1	2	2		1	0	1	0	0	0	1	2	
00-01	1	0	1	0	0	0	0	2		0	0	0	0	0	0	0	0		1	0	1	0	0	0	0	2	
01-02	2	1	1	0	0	2	5	7		1	0	1	0	0	0	2	5		1	1	0	0	0	2	3	2	
02-03	2	0	2	0	0	0	3	11		1	0	1	0	0	0	1	6		1	0	1	0	0	0	2	5	
03-04	1	0	1	0	0	0	2	4		0	0	0	0	0	0	0	0		1	0	1	0	0	0	2	4	
05-06	1	0	1	-	0	0	1	4		0	0	0	-	0	0	0	0		1	0	1	-	0	0	1	4	
06-07	1	1	0	-	0	2	4	3		1	1	0	-	0	2	4	3		0	0	0	-	0	0	0	0	
07-08	Teams did not meet in 2007-08																										
08-09	1	1	0	-	0	2	6	5		0	0	0	-	0	0	0	0		1	1	0	-	0	2	6	5	
Totals	84	29	39	16	0	74	241	292		41	16	17	8	0	40	124	132		43	13	22	8	0	34	117	160	

SERIES INFORMATION

All-Time Series (W-L-T-OT)
 Current Streak
 Last Washington Win
 Last Dallas Win
 Last Tie
 Last Overtime Game
 Overtime Record
 Last 10 Games (W-L-T-OT)
 Longest Unbeaten Streak
 Longest Winning Streak
 Longest Winless Streak
 Longest Losing Streak
 Washington Shutouts (Last)
 Dallas Shutouts (Last)
 Last Washington Hat Trick
 Last Dallas Hat Trick
 Most Washington Goals
 Most Dallas Goals

Overall

WSH trails, 29-39-16-0
 2 WSH wins (11/30/06-10/25/08)
 10/25/08 (6-5 ot)
 1/12/06 (4-1)
 11/17/99 (2-2)
 10/25/08 (W, 6-5 ot)
 4-1-6
 3-7-0-0
 10 (1/21/86-1/30/89)
 4 (2/3/83-3/21/84)
 13 (11/3/79-12/16/82)
 5 (two times)
 2 (2/20/88)
 5 (10/14/00)
 none
 R. Eriksson (11/27/76)
 8 (10/24/86)
 7 (four times)

at Washington

WSH trails, 16-17-8-0
 1 WSH win (11/30/06)
 11/30/06 (4-3)
 11/13/02 (6-1)
 11/17/99 (2-2)
 11/17/99 (T, 2-2)
 1-0-3
 3-6-1-0
 9 (2/3/83-11/15/88)
 6 (1/14/85-11/15/88)
 6 (12/12/79-10/23/82)
 4 (1/7/92-4/3/94)
 none
 1 (1/29/78)
 none
 none
 8 (10/24/86)
 6 (four times)

at Dallas

WSH trails, 13-22-8-0
 1 WSH win (10/25/08)
 10/25/08 (6-5 ot)
 1/12/06 (4-1)
 1/30/89 (4-4)
 10/25/08 (W, 6-5 ot)
 3-1-3
 2-8-0-0
 7 (1/25/86-3/18/90)
 3 (2/13/84-12/12/84)
 8 (two times)
 5 (two times)
 2 (2/20/88)
 4 (10/14/00)
 none
 R. Eriksson (11/27/76)
 6 (three times)
 7 (four times)

Dallas Stars

WASHINGTON CAPITALS VS. DALLAS STARS

CAPITALS WON SEASON SERIES, 1-0-0 • DALLAS 0-0-1

At DALLAS	CAPITALS	STARS	Attend.	Goaltenders	W Goal
25 Oct. 2008	6 (OT)	5	18532	TURCO / THEODORE	ALEXANDER SEMIN

Goals by Period:	1st	2nd	3rd	OT	Total	Shots by Period:	1st	2nd	3rd	OT	Total
CAPITALS	2	2	1	1	6	CAPITALS	7	12	10	1	30
STARS	2	1	2	0	5	STARS	12	6	13	2	33

CAPITALS	GP	G	A	P	+/-	PIM	PP	SH	GW	EN	S	Pctg
ALEXANDER SEMIN	1	1	2	3	0	2	0	0	1	0	2	50.0
SERGEI FEDOROV	1	2	0	2	0	2	1	0	0	0	3	66.7
TOMAS FLEISCHMANN	1	2	0	2	1	0	0	0	0	0	4	50.0
MICHAEL NYLANDER	1	0	2	2	1	0	0	0	0	0	1	.0
TYLER SLOAN	1	1	0	1	1	0	0	0	0	0	1	100.0
NICKLAS BACKSTROM	1	0	1	1	0	0	0	0	0	0	2	.0
BOYD GORDON	1	0	1	1	0	0	0	0	0	0	0	.0
MIKE GREEN	1	0	1	1	-1	2	0	0	0	0	2	.0
VIKTOR KOZLOV	1	0	1	1	0	0	0	0	0	0	1	.0
BROOKS LAICH	1	0	1	1	-1	0	0	0	0	0	1	.0
ALEX OVECHKIN	1	0	1	1	0	2	0	0	0	0	4	.0
MATT BRADLEY	1	0	0	0	0	0	0	0	0	0	3	.0
DONALD BRASHEAR	1	0	0	0	0	5	0	0	0	0	0	.0
CHRIS CLARK	1	0	0	0	1	0	0	0	0	0	2	.0
JOHN ERSKINE	1	0	0	0	1	0	0	0	0	0	1	.0
MILAN JURCINA	1	0	0	0	1	0	0	0	0	0	1	.0
SHAONE MORRISONN	1	0	0	0	-1	0	0	0	0	0	1	.0
JEFF SCHULTZ	1	0	0	0	1	0	0	0	0	0	1	.0
STARS	GP	G	A	P	+/-	PIM	PP	SH	GW	EN	S	Pctg
MIKE MODANO	1	1	2	3	2	0	0	0	0	0	6	16.7
SEAN AVERY	1	1	1	2	-1	2	0	0	0	0	3	33.3
BRANDON CROMBEEN	1	1	1	2	1	2	0	0	0	0	2	50.0
LOUI ERIKSSON	1	1	1	2	1	0	0	0	0	0	1	100.0
BRENDEN MORROW	1	0	2	2	0	2	0	0	0	0	3	.0
FABIAN BRUNNSTROM	1	1	0	1	-2	0	1	0	0	0	1	100.0
TREVOR DALEY	1	0	1	1	0	2	0	0	0	0	2	.0
MIKE RIBEIRO	1	0	1	1	0	0	0	0	0	0	0	.0
STEPHANE ROBIDAS	1	0	1	1	-1	0	0	0	0	0	1	.0
KRYS BARCH	1	0	0	0	0	5	0	0	0	0	1	.0
PHILIPPE BOUCHER	1	0	0	0	-2	0	0	0	0	0	3	.0
MARK FISTRIC	1	0	0	0	-1	0	0	0	0	0	3	.0
NICKLAS GROSSMAN	1	0	0	0	0	0	0	0	0	0	0	.0
JOEL LUNDQVIST	1	0	0	0	0	0	0	0	0	0	0	.0
JAMES NEAL	1	0	0	0	0	0	0	0	0	0	1	.0
MATT NISKANEN	1	0	0	0	1	0	0	0	0	0	1	.0
TOBY PETERSEN	1	0	0	0	0	0	0	0	0	0	2	.0
BRAD RICHARDS	1	0	0	0	-1	0	0	0	0	0	3	.0

GP	Min	GA	GAA	EN	SO	W	L	OT	Shots	Save %
JOSE THEODORE	1	62	5	4.84	0	0	1	0	33	.848
GP	Min	GA	GAA	EN	SO	W	L	OT	Shots	Save %
MARTY TURCO	1	62	6	5.81	0	0	0	1	30	.800

Power play: 1-4 25.0%

Penalty killing: 3-4 75.0%

Power play: 1-4 25.0%

Penalty killing: 3-4 75.0%

Detroit Red Wings

CLUB INFORMATION

Founded 1926-27
 Home Arena Joe Louis Arena (20,066)
 Stanley Cups 11 (most recent, 2008)
 General Manager Ken Holland
 Head Coach Mike Babcock
 Assistant Coaches Paul MacLean, Brad McCrimmon
 Senior Director of Communications John Hahn
 Media Relations Manager Todd Beam
 2008-09 Record 51-21-10 (112 points)
 2008-09 Finish 1st, Central Division
 2008-09 Playoffs Stanley Cup finals (def. by PIT, 4-3)

Joe Louis Arena
 600 Civic Center Drive
 Detroit, MI 48226
 313.396.7544
 Fax: 313.567.0296
 www.detroitredwings.com



2009-10 MEETINGS

Oct. 10 at Detroit
 Jan. 19 at Washington

ALL-TIME SERIES HISTORY

TOTALS										HOME										AWAY									
YEAR	GP	W	L	T	OT	PTS	GF	GA		GP	W	L	T	OT	PTS	GF	GA			GP	W	L	T	OT	PTS	GF	GA		
74-75	6	1	5	0	-	2	20	33		3	1	2	0	-	2	11	14			3	0	3	0	-	0	9	19		
75-76	6	3	3	0	-	6	24	25		3	2	1	0	-	4	16	13			3	1	2	0	-	2	8	12		
76-77	6	3	0	3	-	9	20	10		3	2	0	1	-	5	12	4			3	1	0	2	-	4	8	6		
77-78	6	1	4	1	-	3	12	23		3	1	2	0	-	2	7	12			3	0	2	1	-	1	5	11		
78-79	8	2	3	3	-	7	25	25		4	1	2	1	-	3	12	12			4	1	1	2	-	4	13	13		
79-80	4	1	2	1	-	3	10	12		2	1	1	0	-	2	7	6			2	0	1	1	-	1	3	6		
80-81	4	2	1	1	-	5	20	14		2	1	1	0	-	2	11	7			2	1	0	1	-	3	9	7		
81-82	3	1	0	2	-	4	14	11		2	1	0	1	-	3	9	6			1	0	0	1	-	1	5	5		
82-83	3	2	1	0	-	4	17	12		1	1	0	0	-	2	5	2			2	1	1	0	-	2	12	10		
83-84	3	1	2	0	-	2	6	9		2	1	1	0	-	2	5	5			1	0	1	0	-	0	1	4		
84-85	3	2	1	0	-	4	11	6		1	1	0	0	-	2	4	0			2	1	1	0	-	2	7	6		
85-86	3	2	1	0	-	4	8	13		2	2	0	0	-	4	8	6			1	0	1	0	-	0	0	7		
86-87	3	2	0	1	-	5	13	6		1	1	0	0	-	2	8	2			2	1	0	1	-	3	5	4		
87-88	3	0	2	1	-	1	3	9		2	0	1	1	-	1	2	3			1	0	1	0	-	0	1	6		
88-89	3	1	1	1	-	3	10	10		1	0	1	0	-	0	3	4			2	1	0	1	-	3	7	6		
89-90	3	3	0	0	-	6	16	8		2	2	0	0	-	4	11	5			1	1	0	0	-	2	5	3		
90-91	3	3	0	0	-	6	11	7		1	1	0	0	-	2	6	4			2	2	0	0	-	4	5	3		
91-92	3	0	3	0	-	0	9	14		1	0	1	0	-	0	4	5			2	0	2	0	-	0	5	9		
92-93	3	2	1	0	-	4	13	10		1	0	1	0	-	0	5	7			2	2	0	0	-	4	8	3		
93-94	2	1	0	1	-	3	8	5		1	1	0	0	-	2	6	3			1	0	0	1	-	1	2	2		
94-95	Teams did not meet in 1994-95																												
95-96	2	0	2	0	-	0	5	8		1	0	1	0	-	0	2	4			1	0	1	0	-	0	3	4		
96-97	2	0	2	0	-	0	4	7		1	0	1	0	-	0	0	2			1	0	1	0	-	0	4	5		
97-98	2	0	2	0	-	0	2	6		1	0	1	0	-	0	2	4			1	0	1	0	-	0	0	2		
98-99	1	0	1	0	-	0	2	3		1	0	1	0	-	0	2	3			0	0	0	0	-	0	0	0		
99-00	2	1	0	1	0	3	6	4		1	0	0	1	0	1	2	2			1	1	0	0	0	2	4	2		
00-01	2	1	0	0	1	3	7	4		1	1	0	0	0	2	6	2			1	0	0	0	1	1	1	2		
01-02	1	0	1	0	0	0	1	3		0	0	0	0	0	0	0	0			1	0	1	0	0	0	1	3		
02-03	1	0	1	0	0	0	1	5		1	0	1	0	0	0	1	5			0	0	0	0	0	0	0	0		
03-04	2	1	1	0	0	2	5	6		1	0	1	0	0	0	1	5			1	1	0	0	0	2	4	1		
05-06	1	0	1	-	0	0	3	4		1	0	1	-	0	0	3	4			0	0	0	-	0	0	0	0		
06-07	Teams did not meet in 2006-07																												
07-08	1	0	0	-	1	1	3	4		0	0	0	-	0	0	0	0			1	0	0	-	1	1	3	4		
08-09	1	1	0	-	0	2	4	2		1	1	0	-	0	2	4	2			0	0	0	-	0	0	0	0		
Totals	96	37	41	16	2	92	313	318		48	22	21	5	0	49	175	153			48	15	20	11	2	43	138	165		

SERIES INFORMATION

	Overall	at Washington	at Detroit
All-Time Series (W-L-T-OT)	WSH trails, 37-41-16-2	WSH leads, 22-21-5-0	WSH trails, 15-20-11-2
Current Streak	1 WSH win (1/31/09)	1 WSH win (1/31/09)	1 DET win (12/17/07)
Last Washington Win	1/31/09 (4-2)	1/31/09 (4-2)	11/24/03 (4-1)
Last Detroit Win	12/17/07 (4-3 so)	12/9/05 (4-3)	12/17/07 (4-3 so)
Last Tie	3/3/00 (2-2)	3/3/00 (2-2)	3/25/94 (2-2)
Last Overtime Game	12/17/07 (L, 4-3 so)	3/3/00 (T, 2-2)	12/17/07 (L, 4-3 so)
Overtime Record	3-4-5	1-1-2	2-3-3
Last 10 Games (W-L-T-OT)	4-4-0-2	2-7-1-0	3-4-1-2
Longest Unbeaten Streak	9 (3/30/76-12/23/77)	6 (2/15/76-12/23/77)	5 (11/1/88-1/22/91)
Longest Winning Streak	6 (11/29/89-1/22/91)	3 (two times)	4 (11/27/88-1/22/91)
Longest Winless Streak	9 (3/25/94-3/3/00)	5 (1/13/96-3/3/00)	5 (two times)
Longest Losing Streak	7 (1/13/96-10/13/98)	4 (1/13/96-10/13/98)	4 (10/19/74-12/31/75)
Washington Shutouts (Last)	3 (12/9/84)	1 (12/9/84)	2 (3/26/81)
Detroit Shutouts (Last)	6 (1/11/98)	3 (12/4/96)	3 (1/11/98)
Last Washington Hat Trick	R. Zednik (10/31/00)	R. Zednik (10/31/00)	T. White (2/21/76)
Last Detroit Hat Trick	S. Fedorov (12/26/96)	M. Bergeron (12/12/75)	S. Fedorov (12/26/96)
Most Washington Goals	9 (2/25/90)	9 (2/25/90)	7 (two times)
Most Detroit Goals	8 (three times)	8 (2/15/76)	8 (two times)



Detroit Red Wings

WASHINGTON CAPITALS VS. DETROIT RED WINGS

CAPITALS WON SEASON SERIES, 1-0-0 • DETROIT 0-1-0

At WASHINGTON

31 Jan. 2009

CAPITALS

4

RED WINGS

2

Attend.

18277

Goaltenders

CONKLIN / THEODORE

W Goal

ALEX OVECHKIN

Goals by Period:	1st	2nd	3rd	OT	Total
CAPITALS	1	1	2	0	4
RED WINGS	1	1	0	0	2

Shots by Period:	1st	2nd	3rd	OT	Total
CAPITALS	13	4	10	0	27
RED WINGS	12	6	11	0	29

CAPITALS

	GP	G	A	P	+/-	PIM	PP	SH	GW	EN	S	Pctg
ALEX OVECHKIN	1	2	0	2	0	0	1	0	1	0	5	40.0
MIKE GREEN	1	1	1	2	1	2	0	0	0	0	2	50.0
VIKTOR KOZLOV	1	1	1	2	2	2	0	0	0	0	3	33.3
NICKLAS BACKSTROM	1	0	2	2	1	0	0	0	0	0	4	.0
ERIC FEHR	1	0	1	1	1	2	0	0	0	0	5	.0
MILAN JURCINA	1	0	1	1	2	0	0	0	0	0	0	.0
SHAONE MORRISONN	1	0	1	1	-1	2	0	0	0	0	0	.0
MICHAEL NYLANDER	1	0	1	1	2	0	0	0	0	0	2	.0
MATT BRADLEY	1	0	0	0	0	0	0	0	0	0	0	.0
DONALD BRASHEAR	1	0	0	0	0	0	0	0	0	0	2	.0
JOHN ERSKINE	1	0	0	0	1	0	0	0	0	0	0	.0
SERGEI FEDOROV	1	0	0	0	-1	0	0	0	0	0	0	.0
TOMAS FLEISCHMANN	1	0	0	0	1	0	0	0	0	0	0	.0
BROOKS LAICH	1	0	0	0	1	2	0	0	0	0	1	.0
TOM POTI	1	0	0	0	-1	2	0	0	0	0	0	.0
JEFF SCHULTZ	1	0	0	0	2	0	0	0	0	0	0	.0
ALEXANDER SEMIN	1	0	0	0	-1	2	0	0	0	0	2	.0
DAVID STECKEL	1	0	0	0	0	0	0	0	0	0	1	.0

	GP	Min	GA	GAA	EN	SO	W	L	OT	Shots	Save %
JOSE THEODORE	1	60	2	2.00	0	0	1	0	0	29	.931

Power play: 1-3 33.3%

Penalty killing: 5-6 83.3%

RED WINGS

	GP	G	A	P	+/-	PIM	PP	SH	GW	EN	S	Pctg
JOHAN FRANZEN	1	1	0	1	-1	0	1	0	0	0	4	25.0
VILLE LEINO	1	1	0	1	0	0	0	0	0	0	1	100.0
PAVEL DATSYUK	1	0	1	1	1	0	0	0	0	0	1	.0
VALTTERI FILPPULA	1	0	1	1	-1	0	0	0	0	0	0	.0
JIRI HUDLER	1	0	1	1	0	0	0	0	0	0	3	.0
JUSTIN ABDELKADER	1	0	0	0	0	0	0	0	0	0	2	.0
DANIEL CLEARY	1	0	0	0	0	0	0	0	0	0	3	.0
KRIS DRAPER	1	0	0	0	-1	0	0	0	0	0	2	.0
MARIAN HOSSA	1	0	0	0	0	0	0	0	0	0	1	.0
TOMAS KOPECKY	1	0	0	0	-2	0	0	0	0	0	1	.0
NIKLAS KRONWALL	1	0	0	0	-2	0	0	0	0	0	2	.0
BRETT LEBDA	1	0	0	0	0	2	0	0	0	0	0	.0
NICKLAS LIDSTROM	1	0	0	0	0	0	0	0	0	0	2	.0
ANDREAS LILJA	1	0	0	0	0	0	0	0	0	0	1	.0
KIRK MALTBY	1	0	0	0	-1	2	0	0	0	0	2	.0
DEREK MEECH	1	0	0	0	-2	0	0	0	0	0	1	.0
BRIAN RAFALSKI	1	0	0	0	0	0	0	0	0	0	2	.0
MIKAEL SAMUELSSON	1	0	0	0	-1	0	0	0	0	0	1	.0

	GP	Min	GA	GAA	EN	SO	W	L	OT	Shots	Save %
TY CONKLIN	1	59	4	4.07	0	0	0	1	0	27	.852

Power play: 1-6 16.7%

Penalty killing: 2-3 66.7%

Edmonton Oilers

CLUB INFORMATION

Founded 1972-73 (WHA), 1979-80 (NHL)
 Home Arena Rexall Place (16,839)
 Stanley Cups 5 (most recent, 1990)
 President and Chief Executive Officer Patrick Laforge
 President of Hockey Operations Kevin Lowe
 General Manager Steve Tambellini
 Head Coach Pat Quinn
 Assistant Coaches Tom Renney, Kelly Buchberger, Wayne Fleming
 Vice President of Communications & Broadcast Allan Watt
 Manager of Communications & Media Relations J.J. Hebert
 2008-09 Record 38-35-9 (85 points)
 2008-09 Finish 4th, Northwest Division
 2008-09 Playoffs DNQ

Rexall Place
 11230-110 Street
 Edmonton, Alb. T5G 3H7
 780.414.4000
 Fax: 780.409.5848
 www.edmontonoilers.com



2009-10 MEETING

Dec. 19 at Edmonton

ALL-TIME SERIES HISTORY

YEAR	TOTALS								HOME								AWAY							
	GP	W	L	T	OT	PTS	GF	GA	GP	W	L	T	OT	PTS	GF	GA	GP	W	L	T	OT	PTS	GF	GA
79-80	4	1	3	0	-	2	13	22	2	0	2	0	-	0	5	10	2	1	1	0	-	2	8	12
80-81	4	2	1	1	-	5	17	14	2	2	0	0	-	4	12	6	2	0	1	1	-	1	5	8
81-82	3	0	2	1	-	1	10	15	2	0	1	1	-	1	7	10	1	0	1	0	-	0	3	5
82-83	3	0	2	1	-	1	9	14	1	0	1	0	-	0	3	5	2	0	1	1	-	1	6	9
83-84	3	1	2	0	-	2	16	20	2	1	1	0	-	2	13	9	1	0	1	0	-	0	3	11
84-85	3	0	1	2	-	2	11	14	1	0	1	0	-	0	5	8	2	0	0	2	-	2	6	6
85-86	3	3	0	0	-	6	15	8	2	2	0	0	-	4	10	6	1	1	0	0	-	2	5	2
86-87	3	2	1	0	-	4	13	11	1	1	0	0	-	2	5	2	2	1	1	0	-	2	8	9
87-88	3	2	1	0	-	4	8	5	2	2	0	0	-	4	6	2	1	0	1	0	-	0	2	3
88-89	3	2	1	0	-	4	16	9	1	1	0	0	-	2	5	3	2	1	1	0	-	2	11	6
89-90	3	1	2	0	-	2	11	13	2	0	2	0	-	0	7	10	1	1	0	0	-	2	4	3
90-91	3	3	0	0	-	6	12	6	1	1	0	0	-	2	6	3	2	2	0	0	-	4	6	3
91-92	2	2	0	0	-	4	12	7	1	1	0	0	-	2	6	2	1	1	0	0	-	2	6	5
92-93	2	1	1	0	-	2	6	7	1	1	0	0	-	2	4	3	1	0	1	0	-	0	2	4
93-94	2	1	0	1	-	3	5	4	1	0	0	1	-	1	2	2	1	1	0	0	-	2	3	2
94-95	Teams did not meet in 1994-95																							
95-96	2	2	0	0	-	4	8	4	1	1	0	0	-	2	6	3	1	1	0	0	-	2	2	1
96-97	2	0	2	0	-	0	2	7	1	0	1	0	-	0	1	3	1	0	1	0	-	0	1	4
97-98	2	1	1	0	-	2	4	5	1	1	0	0	-	2	2	1	1	0	1	0	-	0	2	4
98-99	2	1	1	0	-	2	6	11	1	1	0	0	-	2	4	3	1	0	1	0	-	0	2	8
99-00	1	0	1	0	0	0	2	6	0	0	0	0	0	0	0	0	1	0	1	0	0	0	2	6
00-01	1	1	0	0	0	2	4	0	1	1	0	0	0	2	4	0	0	0	0	0	0	0	0	0
01-02	2	1	1	0	0	2	5	6	1	1	0	0	0	2	4	2	1	0	1	0	0	0	1	4
02-03	1	0	1	0	0	0	3	5	0	0	0	0	0	0	0	0	1	0	1	0	0	0	3	5
03-04	1	1	0	0	0	2	1	0	1	1	0	0	0	2	1	0	0	0	0	0	0	0	0	0
05-06	Teams did not meet in 2005-06																							
06-07	1	0	1	-	0	0	0	4	0	0	0	-	0	0	0	0	1	0	1	-	0	0	0	4
07-08	1	1	0	-	0	2	5	4	1	1	0	-	0	2	5	4	0	0	0	-	0	0	0	0
08-09	1	0	1	-	0	0	2	5	1	0	1	-	0	0	2	5	0	0	0	-	0	0	0	0
Totals	61	29	26	6	0	64	216	226	31	19	10	2	0	40	125	102	30	10	16	4	0	24	91	124

SERIES INFORMATION

	Overall	at Washington	at Edmonton
All-Time Series (W-L-T-OT)	WSH leads, 29-26-6-0	WSH leads, 19-10-2-0	WSH trails, 10-16-4-0
Current Streak	1 EDM win (1/13/09)	1 EDM win (1/13/09)	7 EDM wins (2/9/97-10/28/06)
Last Washington Win	1/17/08 (5-4 so)	1/17/08 (5-4 so)	2/7/96 (2-1)
Last Edmonton Win	1/13/09 (5-2)	1/13/09 (5-2)	10/28/06 (4-0)
Last Tie	2/15/94 (2-2)	2/15/94 (2-2)	10/24/84 (3-3)
Last Overtime Game	1/17/08 (W, 5-4 so)	1/17/08 (W, 5-4 so)	10/24/93 (W, 3-2)
Overtime Record	3-2-3	2-1-1	1-1-2
Last 10 Games (W-L-T-OT)	5-5-0-0	7-2-1-0	2-8-0-0
Longest Unbeaten Streak	6 (2/14/90-3/22/92)	6 (two times)	5 (2/17/89-10/23/91)
Longest Winning Streak	6 (2/14/90-3/22/92)	6 (two times)	5 (2/17/89-10/23/91)
Longest Winless Streak	8 (1/13/82-11/9/83)	4 (1/13/82-11/9/83)	9 (2/15/80-2/23/85)
Longest Losing Streak	4 (2/23/83-11/9/83)	3 (2/28/82-11/9/83)	7 (2/9/97-10/28/06)
Washington Shutouts (Last)	4 (1/11/04)	3 (1/11/04)	1 (10/28/90)
Edmonton Shutouts (Last)	1 (10/28/06)	none	1 (10/28/06)
Last Washington Hat Trick	P. Bondra (3/10/02)	P. Bondra (3/10/02)	none
Last Edmonton Hat Trick	E. Cole (1/13/09)	E. Cole (1/13/09)	F. Pisani (3/22/03)
Most Washington Goals	9 (2/5/84)	9 (2/5/84)	8 (2/17/89)
Most Edmonton Goals	11 (11/2/83)	8 (11/9/84)	11 (11/2/83)



Edmonton Oilers

WASHINGTON CAPITALS VS. EDMONTON OILERS

CAPITALS LOST SEASON SERIES, 0-1-0 • EDMONTON 1-0-0

At WASHINGTON	CAPITALS	OILERS	Attend.	Goaltenders	W Goal
13 Jan. 2009	2	5	17948	ROLOSON / THEODORE	GILBERT BRULE

Goals by Period:	1st	2nd	3rd	OT	Total	Shots by Period:	1st	2nd	3rd	OT	Total
CAPITALS	0	1	1	0	2	CAPITALS	19	7	10	0	36
OILERS	2	1	2	0	5	OILERS	9	8	6	0	23

CAPITALS	GP	G	A	P	+/-	PIM	PP	SH	GW	EN	S	Pctg	OILERS	GP	G	A	P	+/-	PIM	PP	SH	GW	EN	S	Pctg
MIKE GREEN	1	1	1	2	-1	0	1	0	0	0	7	14.3	ERIK COLE	1	3	0	3	2	0	1	0	0	1	5	60.0
TOMAS FLEISCHMANN	1	1	0	1	-1	4	0	0	0	0	2	50.0	GILBERT BRULE	1	1	1	2	2	4	0	0	1	0	1	100.0
MICHAEL NYLANDER	1	0	1	1	-1	0	0	0	0	0	2	.0	KYLE BRODZIAK	1	0	2	2	4	2	0	0	0	0	0	.0
ALEXANDER SEMIN	1	0	1	1	0	4	0	0	0	0	2	.0	STEVE MACINTYRE	1	1	0	1	1	0	0	0	0	0	1	100.0
KARL ALZNER	1	0	0	0	-1	2	0	0	0	0	3	.0	TOM GILBERT	1	0	1	1	1	0	0	0	0	0	2	.0
NICKLAS BACKSTROM	1	0	0	0	0	0	0	0	0	0	0	.0	DENIS GREBESHKOV	1	0	1	1	1	0	0	0	0	0	1	.0
MATT BRADLEY	1	0	0	0	0	0	0	0	0	0	1	.0	RYAN POTULNY	1	0	1	1	1	0	0	0	0	0	1	.0
DONALD BRASHEAR	1	0	0	0	-1	0	0	0	0	0	1	.0	SHELDON SOURAY	1	0	1	1	1	0	0	0	0	0	3	.0
CHRIS CLARK	1	0	0	0	-1	0	0	0	0	0	1	.0	LUBOMIR VISNOVSKY	1	0	1	1	1	0	0	0	0	0	2	.0
JOHN ERSKINE	1	0	0	0	0	0	0	0	0	0	2	.0	ANDREW COGLIANO	1	0	0	0	0	0	0	0	0	0	3	.0
SERGEI FEDOROV	1	0	0	0	-2	0	0	0	0	0	2	.0	SAM GAGNER	1	0	0	0	0	0	0	0	0	0	0	.0
MILAN JURCINA	1	0	0	0	-1	0	0	0	0	0	0	.0	SHAWN HORCOFF	1	0	0	0	1	0	0	0	0	0	0	.0
VIKTOR KOZLOV	1	0	0	0	-2	0	0	0	0	0	3	.0	ETHAN MOREAU	1	0	0	0	-1	0	0	0	0	0	2	.0
BROOKS LAICH	1	0	0	0	-1	0	0	0	0	0	0	.0	DUSTIN PENNER	1	0	0	0	0	0	0	0	0	0	0	.0
SHAONE MORRISONN	1	0	0	0	-1	2	0	0	0	0	0	.0	MARC-ANTOINE POULIOT	1	0	0	0	0	2	0	0	0	0	1	.0
ALEX OVECHKIN	1	0	0	0	-1	0	0	0	0	0	7	.0	LIAM REDDOX	1	0	0	0	-1	2	0	0	0	0	1	.0
JEFF SCHULTZ	1	0	0	0	-1	0	0	0	0	0	2	.0	LADISLAV SMID	1	0	0	0	1	0	0	0	0	0	0	.0
DAVID STECKEL	1	0	0	0	-1	0	0	0	0	0	1	.0	STEVE STAIOS	1	0	0	0	1	0	0	0	0	0	0	.0

	GP	Min	GA	GAA	EN	SO	W	L	OT	Shots	Save %		GP	Min	GA	GAA	EN	SO	W	L	OT	Shots	Save %
JOSE THEODORE	1	58	4	4.14	1	0	0	1	0	22	.818	DWAYNE ROLOSON	1	60	2	2.00	0	0	1	0	0	36	.944

Power play: 1-5 20.0%

Penalty killing: 5-6 83.3%

Power play: 1-6 16.7%

Penalty killing: 4-5 80.0%

Florida Panthers

CLUB INFORMATION

Founded 1993-94
 Home Arena BankAtlantic Center (19,250)
 Stanley Cups none
 Assistant General Manager Randy Sexton
 Head Coach Peter DeBoer
 Assistant Coaches Jim Hulton, Mike Kitchen
 Manager of Communications Justin Copertino
 2008-09 Record 41-30-11 (93 points)
 2008-09 Finish 3rd, Southeast Division
 2008-09 Playoffs DNQ

BankAtlantic Center
 1 Panthers Way
 Sunrise, FL 33323
 954.835.7000
 Fax: 954.835.7700
 www.floridapanthers.com



2009-10 MEETINGS

Nov. 6 at Florida
 Nov. 7 at Washington
 Dec. 3 at Washington
 Jan. 13 at Florida
 Jan. 29 at Washington
 March 16 at Florida

ALL-TIME SERIES HISTORY

YEAR	TOTALS								HOME								AWAY							
	GP	W	L	T	OT	PTS	GF	GA	GP	W	L	T	OT	PTS	GF	GA	GP	W	L	T	OT	PTS	GF	GA
93-94	5	2	2	1	-	5	13	15	2	1	0	1	-	3	7	5	3	1	2	0	-	2	6	10
94-95	4	2	1	1	-	5	9	9	2	2	0	0	-	4	6	2	2	0	1	1	-	1	3	7
95-96	5	1	3	1	-	3	16	18	3	0	3	0	-	0	9	12	2	1	0	1	-	3	7	6
96-97	5	2	1	2	-	6	13	11	2	0	0	2	-	2	4	4	3	2	1	0	-	4	9	7
97-98	6	3	3	0	-	6	20	19	3	2	1	0	-	4	9	9	3	1	2	0	-	2	11	10
98-99	5	3	1	1	-	7	15	7	3	1	1	1	-	3	8	7	2	2	0	0	-	4	7	0
99-00	5	3	2	0	0	6	14	11	2	2	0	0	0	4	7	4	3	1	2	0	0	2	7	7
00-01	5	4	1	0	0	8	14	10	3	3	0	0	0	6	10	4	2	1	1	0	0	2	4	6
01-02	5	3	2	0	0	6	12	13	2	1	1	0	0	2	5	5	3	2	1	0	0	4	7	8
02-03	5	4	0	1	0	9	20	5	3	3	0	0	0	6	17	3	2	1	0	1	0	3	3	2
03-04	6	1	2	2	1	5	11	13	3	0	1	1	1	2	4	6	3	1	1	1	0	3	7	7
05-06	8	1	5	-	2	4	16	26	4	0	2	-	2	2	8	16	4	1	3	-	0	2	8	10
06-07	8	3	3	-	2	8	24	28	4	2	1	-	1	5	12	11	4	1	2	-	1	3	12	17
07-08	8	4	3	-	1	9	20	17	4	2	1	-	1	5	12	10	4	2	2	-	0	4	8	7
08-09	6	3	3	-	0	6	19	21	3	1	2	-	0	2	8	12	3	2	1	-	0	4	11	9
Totals	86	39	32	9	6	93	236	223	43	20	13	5	5	50	126	110	43	19	19	4	1	43	110	113

SERIES INFORMATION

	Overall	at Washington	at Florida
All-Time Series (W-L-T-OT)	WSH leads, 39-32-9-6	WSH leads, 20-13-5-5	Tied, 19-19-4-1
Current Streak	1 FLA win (4/11/09)	1 FLA win (3/1/09)	1 FLA win (4/11/09)
Last Washington Win	3/17/09 (3-0)	2/7/09 (3-1)	3/17/09 (3-0)
Last Florida Win	4/11/09 (7-4)	3/1/09 (6-2)	4/11/09 (7-4)
Last Tie	2/21/04 (2-2)	2/21/04 (2-2)	12/17/03 (2-2)
Last Overtime Game	11/28/07 (L, 2-1 so)	11/28/07 (L, 2-1 so)	3/30/07 (L, 3-2 ot)
Overtime Record	5-6-9	3-5-5	2-1-4
Last 10 Games (W-L-OT)	6-4-0	4-4-2	4-5-1
Longest Unbeaten Streak	7 (1/2/02-4/1/03)	6 (4/1/99-4/5/01)	4 (1/12/02-12/17/03)
Longest Winning Streak	6 (1/19/00-1/24/01)	6 (4/1/99-4/5/01)	3 (3/29/08-3/17/09)
Longest Winless Streak	8 (3/2/04-3/22/06)	7 (11/22/03-3/18/06)	4 (1/13/07-11/15/07)
Longest Losing Streak	8 (3/2/04-3/22/06)	5 (3/2/04-3/18/06)	4 (1/13/07-11/15/07)
Washington Shutouts (Last)	9 (3/17/09)	4 (4/3/07)	5 (3/17/09)
Florida Shutouts (Last)	3 (2/7/06)	3 (2/7/06)	none
Last Washington Hat Trick	A. Ovechkin (2/15/09)	C. Clark (3/18/06)	A. Ovechkin (2/15/09)
Last Florida Hat Trick	O. Jokinen (2/27/07)	O. Jokinen (2/27/07)	S. Weiss (1/13/07)
Most Washington Goals	12 (1/11/03)	12 (1/11/03)	5 (12/28/95)
Most Florida Goals	7 (two times)	6 (3/1/09)	7 (two times)

Florida Panthers

WASHINGTON CAPITALS VS. FLORIDA PANTHERS

CAPITALS TIED SEASON SERIES, 3-3-0 • FLORIDA 3-3-0

At WASHINGTON	CAPITALS	PANTHERS	Attend.	Goaltenders	W Goal
2 Dec. 2008	3	5	16792	ANDERSON / THEODORE	RADEK DVORAK
7 Feb. 09	3	1	18277	VOKOUN / THEODORE	MIKE GREEN
1 March 09	2	6	18277	ANDERSON / THEODORE & NEUVIRTH	JAY BOUWMEESTER
At FLORIDA	CAPITALS	PANTHERS	Attend.	Goaltenders	W Goal
15 Feb. 09	4	2	17279	VOKOUN / THEODORE	ALEX OVECHKIN
17 March 09	3	0	14650	VOKOUN / THEODORE	BROOKS LAICH
11 April 09	4	7	18527	VOKOUN / THEODORE	STEVE EMINGER

Goals by Period:	1st	2nd	3rd	OT	Total	Shots by Period:	1st	2nd	3rd	OT	Total
CAPITALS	5	3	11	0	19	CAPITALS	64	56	80	0	200
PANTHERS	6	7	8	0	21	PANTHERS	59	60	49	0	168

CAPITALS	GP	G	A	P +/-	PIM	PP	SH	GW	EN	S	Pctg	PANTHERS	GP	G	A	P +/-	PIM	PP	SH	GW	EN	S	Pctg		
ALEX OVECHKIN	6	5	4	9	0	4	1	0	1	1	44	11.4	MICHAEL FROLIK	6	3	4	7	4	2	0	0	0	14	21.4	
ALEXANDER SEMIN	5	3	4	7	3	4	2	0	0	0	19	15.8	BRYAN MCCABE	6	3	4	7	-2	2	3	0	0	0	18	16.7
NICKLAS BACKSTROM	6	1	6	7	3	4	1	0	0	0	9	11.1	STEPHEN WEISS	6	1	6	7	2	6	1	0	0	0	9	11.1
MIKE GREEN	5	3	1	4	3	8	1	1	1	2	17	17.6	DAVID BOOTH	5	2	3	5	0	0	0	0	0	0	14	14.3
VIKTOR KOZLOV	3	2	2	4	-3	2	0	0	0	0	9	22.2	KEITH BALLARD	6	1	3	4	1	2	0	0	0	0	4	25.0
TOMAS FLEISCHMANN	6	1	3	4	-1	4	1	0	0	0	3	33.3	BRETT MCLEAN	6	0	4	4	2	2	0	0	0	0	9	.0
BROOKS LAICH	6	2	1	3	0	0	0	1	1	0	8	25.0	JAY BOUWMEESTER	6	2	1	3	-2	4	2	0	1	0	10	20.0
ERIC FEHR	6	2	0	2	0	4	0	0	0	0	14	14.3	RADEK DVORAK	6	2	1	3	0	4	0	0	1	0	14	14.3
JOHN ERSKINE	3	0	2	2	0	0	0	0	0	0	2	.0	KARLIS SKRASTINS	6	0	3	3	-2	2	0	0	0	0	1	.0
SERGEI FEDOROV	5	0	2	2	-1	4	0	0	0	0	10	.0	VILLE PELTONEN	5	1	1	2	-1	2	0	0	0	0	7	14.3
SAMI LEPISTO	1	0	1	1	0	0	0	0	0	0	0	.0	RICHARD ZEDNIK	5	1	1	2	0	2	0	0	0	0	8	12.5
BRIAN POTHIER	1	0	1	1	-1	0	0	0	0	0	2	.0	GREGORY CAMPBELL	6	1	1	2	-2	2	0	0	0	1	11	9.1
MICHAEL NYLANDER	4	0	1	1	-1	2	0	0	0	0	4	.0	CORY STILLMAN	4	0	2	2	-2	2	0	0	0	0	3	.0
JEFF SCHULTZ	5	0	1	1	0	2	0	0	0	0	4	.0	STEVE EMINGER	2	1	0	1	2	0	0	0	1	0	4	25.0
MILAN JURCINA	6	0	1	1	-2	4	0	0	0	0	16	.0	NATHAN HORTON	4	1	0	1	0	0	1	0	0	0	7	14.3
SHAONE MORRISONN	6	0	1	1	5	19	0	0	0	0	9	.0	NICK TARNASKY	4	1	0	1	0	5	0	0	0	1	6	16.7
KEITH AUCOIN	1	0	0	0	-1	0	0	0	0	0	0	.0	JASSEN CULLIMORE	6	1	0	1	3	2	0	0	0	0	5	20.0
BRYAN HELMER	1	0	0	0	-1	0	0	0	0	0	4	.0	KAMIL KREPS	6	0	1	1	0	0	0	0	0	0	6	.0
GRAHAM MINK	1	0	0	0	0	0	0	0	0	0	0	.0	SHAWN MATTHIAS	1	0	0	0	0	0	0	0	0	0	1	.0
TYLER SLOAN	1	0	0	0	-1	0	0	0	0	0	0	.0	KENNDAL MCARDLE	1	0	0	0	-1	0	0	0	0	0	0	.0
JAY BEAGLE	2	0	0	0	-3	2	0	0	0	0	2	.0	NOAH WELCH	1	0	0	0	0	0	0	0	0	0	0	.0
KARL ALZNER	3	0	0	0	-2	0	0	0	0	0	1	.0	NICK BOYNTON	3	0	0	0	1	0	0	0	0	0	6	.0
DONALD BRASHEAR	4	0	0	0	-2	4	0	0	0	0	1	.0	ROSTISLAV OLESZ	3	0	0	0	-2	0	0	0	0	0	3	.0
TOM POTI	4	0	0	0	0	2	0	0	0	0	4	.0	ANTHONY STEWART	4	0	0	0	0	0	0	0	0	0	8	.0
BOYD GORDON	5	0	0	0	-1	0	0	0	0	0	5	.0													
MATT BRADLEY	6	0	0	0	-2	5	0	0	0	0	7	.0	TOMAS VOKOUN	4	236	11	2.80	3	0	13	0	137		.920	
DAVID STECKEL	6	0	0	0	0	0	0	0	0	0	6	.0	CRAIG ANDERSON	2	119	5	2.52	0	0	20	0	60		.917	

	GP	Min	GA	GAA	EN	SO	WL	OT	Shots	Save %	
JOSE THEODORE	6	318	17	3.21	2	1	3	3	0	150	.887
MICHAL NEUVIRTH	1	40	2	3.00	0	0	0	0	0	16	.875

Power play: 6-16 37.5%

Penalty killing: 20-27 74.1%

	GP	Min	GA	GAA	EN	SO	WL	OT	Shots	Save %	
TOMAS VOKOUN	4	236	11	2.80	3	0	1	3	0	137	.920
CRAIG ANDERSON	2	119	5	2.52	0	0	2	0	0	60	.917

Power play: 7-27 25.9%

Penalty killing: 10-16 62.5%

Los Angeles Kings

CLUB INFORMATION

Founded 1967-68
 Home Arena Staples Center (18,500)
 Stanley Cups none
 President & General Manager Dean Lombardi
 Head Coach Terry Murray
 Assistant Coaches Mark Hardy, Jamie Kompon
 Vice President of Communications and Broadcasting Mike Altieri
 Senior Director of Communications Jeff Moeller
 Manager of Communications Mike Kalinowski
 2008-09 Record 34-37-11 (79 points)
 2008-09 Finish 5th, Pacific Division
 2008-09 Playoffs DNQ

Staples Center
 1111 South Figueroa Street
 Los Angeles, CA 90015
 213.742.7100
 Fax: 301.535.4525
 www.lakings.com



2009-10 MEETING

Jan. 2 at Los Angeles

ALL-TIME SERIES HISTORY

TOTALS										HOME										AWAY									
YEAR	GP	W	L	T	OT	PTS	GF	GA		GP	W	L	T	OT	PTS	GF	GA			GP	W	L	T	OT	PTS	GF	GA		
74-75	6	0	5	1	-	1	10	28		3	0	2	1	-	1	4	13			3	0	3	0	-	0	6	15		
75-76	6	1	4	1	-	3	13	19		3	1	1	1	-	3	10	7			3	0	3	0	-	0	3	12		
76-77	6	0	5	1	-	1	12	32		3	0	2	1	-	1	9	12			3	0	3	0	-	0	3	20		
77-78	6	2	4	0	-	4	13	22		3	1	2	0	-	2	6	9			3	1	2	0	-	2	7	13		
78-79	8	4	3	1	-	9	33	34		4	3	1	0	-	6	23	14			4	1	2	1	-	3	10	20		
79-80	4	3	1	0	-	6	21	16		2	2	0	0	-	4	13	9			2	1	1	0	-	2	8	7		
80-81	4	1	2	1	-	3	12	13		2	1	1	0	-	2	6	5			2	0	1	1	-	1	6	8		
81-82	3	1	1	1	-	3	11	9		1	0	0	1	-	1	3	3			2	1	1	0	-	2	8	6		
82-83	3	1	1	1	-	3	17	14		2	1	1	0	-	2	14	11			1	0	0	1	-	1	3	3		
83-84	3	3	0	0	-	6	13	4		1	1	0	0	-	2	5	0			2	2	0	0	-	4	8	4		
84-85	3	2	1	0	-	4	13	9		2	2	0	0	-	4	11	4			1	0	1	0	-	0	2	5		
85-86	3	2	1	0	-	4	11	10		1	0	1	0	-	0	2	5			2	2	0	0	-	4	9	5		
86-87	3	0	3	0	-	0	13	18		2	0	2	0	-	0	9	11			1	0	1	0	-	0	4	7		
87-88	3	2	1	0	-	4	21	10		1	1	0	0	-	2	10	3			2	1	1	0	-	2	11	7		
88-89	3	1	1	1	-	3	17	13		2	0	1	1	-	1	10	11			1	1	0	0	-	2	7	2		
89-90	3	0	3	0	-	0	9	15		1	0	1	0	-	0	4	7			2	0	2	0	-	0	5	8		
90-91	3	1	1	1	-	3	9	11		2	1	0	1	-	3	7	6			1	0	1	0	-	0	2	5		
91-92	3	1	1	1	-	3	12	12		1	1	0	0	-	2	7	4			2	0	1	1	-	1	5	8		
92-93	2	2	0	0	-	4	17	6		1	1	0	0	-	2	7	3			1	1	0	0	-	2	10	3		
93-94	2	2	0	0	-	4	12	4		1	1	0	0	-	2	6	3			1	1	0	0	-	2	6	1		
94-95	Teams did not meet in 1994-95																												
95-96	2	0	2	0	-	0	6	10		1	0	1	0	-	0	4	7			1	0	1	0	-	0	2	3		
96-97	2	0	1	1	-	1	7	8		1	0	1	0	-	0	3	4			1	0	0	1	-	1	4	4		
97-98	2	1	0	1	-	3	5	4		1	1	0	0	-	2	3	2			1	0	0	1	-	1	2	2		
98-99	2	0	2	0	-	0	4	8		1	0	1	0	-	0	3	6			1	0	1	0	-	0	1	2		
99-00	2	0	1	1	0	1	4	7		1	0	0	1	0	1	2	2			1	0	1	0	0	0	2	5		
00-01	2	1	1	0	0	2	5	7		1	0	1	0	0	0	1	4			1	1	0	0	0	2	4	3		
01-02	1	1	0	0	0	2	3	2		0	0	0	0	0	0	0	0			1	1	0	0	0	2	3	2		
02-03	1	0	1	0	0	0	1	3		1	0	1	0	0	0	1	3			0	0	0	0	0	0	0	0		
03-04	2	0	2	0	0	0	5	10		1	0	1	0	0	0	2	3			1	0	1	0	0	0	3	7		
05-06	1	1	0	-	0	2	3	2		0	0	0	-	0	0	0	0			1	1	0	-	0	2	3	2		
06-07	1	1	0	-	0	2	4	3		1	1	0	-	0	2	4	3			0	0	0	-	0	0	0	0		
07-08	Teams did not meet in 2007-08																												
08-09	2	0	2	-	0	0	6	10		1	0	1	-	0	0	4	5			1	0	1	-	0	0	2	5		
Totals	97	34	50	13	0	81	342	373		48	19	22	7	0	45	193	179			49	15	28	6	0	36	149	194		

SERIES INFORMATION

All-Time Series (W-L-T-OT)

Current Streak

Last Washington Win

Last Los Angeles Win

Last Tie

Last Overtime Game

Overtime Record

Last 10 Games (W-L-T-OT)

Longest Unbeaten Streak

Longest Winning Streak

Longest Winless Streak

Longest Losing Streak

Washington Shutouts (Last)

Los Angeles Shutouts (Last)

Last Washington Hat Trick

Last Los Angeles Hat Trick

Most Washington Goals

Most Los Angeles Goals

Overall

WSH trails, 34-50-13-0

2 LA wins (11/20/08-2/5/09)

2/8/07 (4-3, ot)

2/5/09 (5-4)

10/9/99 (2-2)

2/8/07 (W, 4-3)

2-1-6

4-6-0-0

6 (2/19/83-2/8/85)

5 (12/18/83-2/8/85)

10 (1/27/76-11/29/77)

8 (12/19/74-11/5/75)

3 (12/18/83)

3 (3/10/77)

R. Burridge (10/22/93)

J. Kurri (10/12/96)

10 (two times)

10 (12/4/78)

at Washington

WSH trails, 19-22-7-0

1 LA win (2/5/09)

2/8/07 (4-3, ot)

2/5/09 (5-4)

10/9/99 (2-2)

2/8/07 (W, 4-3)

1-1-3

2-7-1-0

5 (two times)

5 (1/3/79-2/26/80)

5 (two times)

3 (three times)

3 (12/18/83)

none

R. Burridge (10/22/93)

J. Kurri (10/12/96)

10 (12/6/87)

9 (1/11/83)

at Los Angeles

WSH trails, 15-28-6-0

1 LA win (11/20/08)

12/14/05 (3-2)

11/20/08 (5-2)

12/13/97 (2-2)

10/16/01 (W, 3-2)

1-0-3

3-5-2-0

4 (2/17/82-2/16/84)

2 (three times)

10 (12/19/74-11/29/77)

10 (12/19/74-11/29/77)

none

3 (3/10/77)

B. Kelly (2/7/81)

B. Goring (2/1/78)

10 (2/13/93)

10 (12/4/78)

Los Angeles Kings

WASHINGTON CAPITALS VS. LOS ANGELES KINGS

CAPITALS LOST SEASON SERIES, 0-2-0 • LOS ANGELES 2-0-0

At WASHINGTON

5 Feb. 2009

CAPITALS

4

KINGS

5

Attend.

18277

Goaltenders

QUICK / THEODORE

W Goal

KYLE CALDER

At LOS ANGELES

20 Nov. 2008

CAPITALS

2

KINGS

5

Attend.

17428

Goaltenders

ERSBERG / JOHNSON

W Goal

DUSTIN BROWN

Goals by Period:

	1st	2nd	3rd	OT	Total
CAPITALS	1	2	3	0	6
KINGS	2	4	4	0	10

Shots by Period:

	1st	2nd	3rd	OT	Total
CAPITALS	12	20	34	0	66
KINGS	24	29	15	0	68

CAPITALS

	GP	G	A	P	+/-	PIM	PP	SH	GW	EN	S	Pctg
BROOKS LAICH	2	2	1	3	-1	0	0	0	0	0	4	50.0
NICKLAS BACKSTROM	2	1	2	3	-3	2	1	0	0	0	8	12.5
MIKE GREEN	1	1	1	2	0	2	1	0	0	0	4	25.0
ALEX OVECHKIN	2	1	1	2	-5	2	0	0	0	0	14	7.1
ALEXANDER SEMIN	1	1	0	1	1	2	0	0	0	0	5	20.0
CHRIS CLARK	1	0	1	1	1	4	0	0	0	0	1	.0
VIKTOR KOZLOV	1	0	1	1	-3	0	0	0	0	0	0	.0
JOSE THEODORE	1	0	1	1	0	0	0	0	0	0	0	.0
MICHAEL NYLANDER	2	0	1	1	-1	0	0	0	0	0	2	.0
SERGEI FEDOROV	1	0	0	0	-2	0	0	0	0	0	2	.0
TYLER SLOAN	1	0	0	0	-2	0	0	0	0	0	1	.0
MATT BRADLEY	2	0	0	0	0	5	0	0	0	0	2	.0
DONALD BRASHEAR	2	0	0	0	0	0	0	0	0	0	0	.0
JOHN ERSKINE	2	0	0	0	1	2	0	0	0	0	1	.0
ERIC FEHR	2	0	0	0	-1	2	0	0	0	0	8	.0
TOMAS FLEISCHMANN	2	0	0	0	-1	0	0	0	0	0	3	.0
BOYD GORDON	2	0	0	0	0	0	0	0	0	0	2	.0
MILAN JURCINA	2	0	0	0	-1	0	0	0	0	0	2	.0
SHAONE MORRISONN	2	0	0	0	-1	4	0	0	0	0	3	.0
TOM POTI	2	0	0	0	-3	0	0	0	0	0	2	.0
JEFF SCHULTZ	2	0	0	0	1	0	0	0	0	0	0	.0
DAVID STECKEL	2	0	0	0	-1	6	0	0	0	0	2	.0

	GP	Min	GA	GAA	EN	SO	W	L	OT	Shots	Save	%
JOSE THEODORE	1	58	5	5.17	0	0	0	1	0	35	.857	
BRENT JOHNSON	1	59	3	3.05	2	0	0	1	0	31	.903	

Power play: 2-9 22.2%

Penalty killing: 9-11 81.8%

KINGS

	GP	G	A	P	+/-	PIM	PP	SH	GW	EN	S	Pctg
ANZE KOPITAR	2	3	1	4	4	0	1	1	0	1	5	60.0
DUSTIN BROWN	2	1	3	4	0	0	1	0	1	0	11	9.1
MICHAL HANDZUS	2	2	1	3	0	2	0	1	0	1	2	100.0
JARRET STOLL	2	0	3	3	0	2	0	0	0	0	6	.0
PATRICK O'SULLIVAN	2	2	0	2	4	2	0	0	0	0	6	33.3
ALEXANDER FROLOV	2	0	2	2	4	0	0	0	0	0	5	.0
SEAN O'DONNELL	2	0	2	2	1	0	0	0	0	0	0	.0
KYLE QUINCEY	2	0	2	2	1	0	0	0	0	0	2	.0
KYLE CALDER	2	1	0	1	-1	2	0	0	1	0	2	50.0
DREW DOUGHTY	2	1	0	1	1	0	0	0	0	0	4	25.0
DENIS GAUTHIER	1	0	1	1	1	0	0	0	0	0	2	.0
MATT GREENE	2	0	1	1	2	5	0	0	0	0	1	.0
DEREK ARMSTRONG	1	0	0	0	0	0	0	0	0	0	2	.0
BRIAN BOYLE	1	0	0	0	0	2	0	0	0	0	0	.0
DAVIS DREWSKE	1	0	0	0	1	0	0	0	0	0	0	.0
PETER HARROLD	1	0	0	0	0	0	0	0	0	0	1	.0
JACK JOHNSON	1	0	0	0	1	4	0	0	0	0	1	.0
OSCAR MOLLER	1	0	0	0	0	2	0	0	0	0	5	.0
TOM PREISSING	1	0	0	0	0	0	0	0	0	0	4	.0
BRAD RICHARDSON	1	0	0	0	-1	0	0	0	0	0	4	.0
JOHN ZEILER	1	0	0	0	0	0	0	0	0	0	0	.0
RAITIS IVANANS	2	0	0	0	0	4	0	0	0	0	1	.0
WAYNE SIMMONDS	2	0	0	0	0	2	0	0	0	0	4	.0

	GP	Min	GA	GAA	EN	SO	W	L	OT	Shots	Save	%
ERIK ERSBERG	1	60	2	2.00	0	0	1	0	0	21	.905	
JONATHAN QUICK	1	60	4	4.00	0	0	1	0	0	45	.911	

Power play: 2-11 18.2%

Penalty killing: 7-9 77.8%

Minnesota Wild

CLUB INFORMATION

Founded2000-01
 Home Arena Xcel Energy Center (18,064)
 Stanley Cups none
 General Manager Chuck Fletcher
 Head Coach Todd Richards
 Assistant Coaches Mike Ramsey, Dave Barr
 Vice President of Communications and Broadcasting Bill Robertson
 Communications Manager Aaron Sickman
 Media Relations Coordinator Wayne Carlson
 2008-09 Record 40-33-9 (89 points)
 2008-09 Finish 3rd, Northwest Division
 2008-09 Playoffs DNQ

Xcel Energy Center
 317 Washington Street
 St. Paul, MN 55102
 651.602.6000
 Fax: 651.293.9574
 www.wild.com



2009-10 MEETING

Nov. 13 at Washington

ALL-TIME SERIES HISTORY

YEAR	TOTALS								HOME								AWAY							
	GP	W	L	T	OT	PTS	GF	GA	GP	W	L	T	OT	PTS	GF	GA	GP	W	L	T	OT	PTS	GF	GA
00-01	2	1	1	0	0	2	2	4	1	1	0	0	0	2	2	1	1	0	1	0	0	0	0	3
01-02	1	1	0	0	0	2	2	1	1	1	0	0	0	2	2	1	0	0	0	0	0	0	0	0
02-03	2	0	2	0	0	0	3	5	1	0	1	0	0	0	3	4	1	0	1	0	0	0	0	1
03-04	1	0	1	0	0	0	1	2	0	0	0	0	0	0	0	0	1	0	1	0	0	0	1	2
05-06	Teams did not meet in 2005-06																							
06-07	1	0	0	-	1	1	2	3	0	0	0	-	0	0	0	0	1	0	0	-	1	1	2	3
07-08	1	1	0	-	0	2	4	1	1	1	0	-	0	2	4	1	0	0	0	-	0	0	0	0
08-09	1	0	1	-	0	0	3	4	0	0	0	-	0	0	0	0	1	0	1	-	0	0	3	4
Totals	9	3	5	0	1	7	17	20	4	3	1	0	0	6	11	7	5	0	4	0	1	1	6	13

SERIES INFORMATION

	Overall	at Washington	at Minnesota
All-Time Series (W-L-T-OT)	WSH trails, 3-5-0-1	WSH leads, 3-1-0-0	WSH trails, 0-4-0-1
Current Streak	1 MIN win (11/24/08)	1 WSH win (2/26/08)	5 MIN wins (1/10/01-11/24/08)
Last Washington Win	11/24/08 (4-3)	2/26/08 (4-1)	none
Last Minnesota Win	10/12/06 (3-2, so)	11/21/02 (4-3)	11/24/08 (4-3)
Last Tie	none	none	none
Last Overtime Game	10/12/06 (L, 3-2 so)	none	10/12/06 (L, 3-2 so)
Overtime Record	0-1-0	none	0-1-0
Last 10 Games (W-L-OT)	3-5-1	3-1-0	0-4-1
Longest Unbeaten Streak	1 (three times)	2 (12/14/00-2/6/02)	none
Longest Winning Streak	1 (three times)	2 (12/14/00-2/6/02)	none
Longest Winless Streak	4 (11/16/02-10/12/06)	1 (11/1/03)	5 (1/10/01-11/24/08)
Longest Losing Streak	4 (11/16/02-10/12/06)	1 (11/1/03)	5 (1/10/01-11/24/08)
Washington Shutouts (Last)	none	none	none
Minnesota Shutouts (Last)	2 (11/16/02)	none	2 (11/16/02)
Last Washington Hat Trick	none	none	none
Last Minnesota Hat Trick	none	none	none
Most Washington Goals	4 (2/26/08)	4 (2/26/08)	3 (11/24/08)
Most Minnesota Goals	4 (two times)	4 (11/21/03)	4 (11/24/08)

Minnesota Wild

WASHINGTON CAPITALS VS. MINNESOTA WILD

CAPITALS LOST SEASON SERIES, 0-1-0 • MINNESOTA 1-0-0

At MINNESOTA	CAPITALS	WILD	Attend.	Goaltenders	W Goal
24 Nov. 2008	3	4	18568	BACKSTROM / THEODORE	JAMES SHEPPARD

Goals by Period:	1st	2nd	3rd	OT	Total	Shots by Period:	1st	2nd	3rd	OT	Total
CAPITALS	0	0	3	0	3	CAPITALS	11	6	11	0	28
WILD	1	1	2	0	4	WILD	9	17	7	0	33

CAPITALS	GP	G	A	P	+/-	PIM	PP	SH	GW	EN	S	Pctg	WILD	GP	G	A	P	+/-	PIM	PP	SH	GW	EN	S	Pctg
ERIC FEHR	1	0	2	2	1	0	0	0	0	0	2	.0	CAL CLUTTERBUCK	1	2	0	2	1	0	1	0	0	0	2	100.0
NICKLAS BACKSTROM	1	1	0	1	-1	0	1	0	0	0	3	33.3	MARC-ANDRE BERGERON	1	0	2	2	1	0	0	0	0	0	2	.0
MATT BRADLEY	1	1	0	1	1	0	0	0	0	0	3	33.3	BRENT BURNS	1	0	2	2	1	0	0	0	0	0	4	.0
ALEX OVECHKIN	1	1	0	1	0	2	0	0	0	0	6	16.7	JAMES SHEPPARD	1	1	0	1	1	0	0	0	1	0	1	100.0
TOMAS FLEISCHMANN	1	0	1	1	1	0	0	0	0	0	3	.0	MAREK ZIDLICKY	1	1	0	1	0	4	1	0	0	0	3	33.3
MILAN JURCINA	1	0	1	1	1	2	0	0	0	0	2	.0	ERIC BELANGER	1	0	1	1	-1	0	0	0	0	0	1	.0
BROOKS LAICH	1	0	1	1	0	2	0	0	0	0	2	.0	PIERRE-MARC BOUCHARD	1	0	1	1	1	0	0	0	0	0	3	.0
DONALD BRASHEAR	1	0	0	0	-1	0	0	0	0	0	0	.0	MIKKO KOIVU	1	0	1	1	-1	0	0	0	0	0	1	.0
CHRIS CLARK	1	0	0	0	-1	0	0	0	0	0	0	.0	DEREK BOOGAARD	1	0	0	0	1	0	0	0	0	0	2	.0
JOHN ERSKINE	1	0	0	0	-1	2	0	0	0	0	0	.0	ANDREW BRUNETTE	1	0	0	0	-1	0	0	0	0	0	4	.0
BOYD GORDON	1	0	0	0	-1	0	0	0	0	0	0	.0	KIM JOHNSSON	1	0	0	0	-1	2	0	0	0	0	1	.0
VIKTOR KOZLOV	1	0	0	0	-1	0	0	0	0	0	3	.0	ANTTI MIETTINEN	1	0	0	0	-1	0	0	0	0	0	1	.0
SHAONE MORRISONN	1	0	0	0	1	2	0	0	0	0	1	.0	OWEN NOLAN	1	0	0	0	-1	0	0	0	0	0	3	.0
MICHAEL NYLANDER	1	0	0	0	1	0	0	0	0	0	2	.0	BENOIT POULIOT	1	0	0	0	1	0	0	0	0	0	1	.0
TOM POTI	1	0	0	0	-1	2	0	0	0	0	0	.0	ERIK REITZ	1	0	0	0	1	0	0	0	0	0	0	.0
JEFF SCHULTZ	1	0	0	0	0	0	0	0	0	0	0	.0	NICK SCHULTZ	1	0	0	0	-1	0	0	0	0	0	2	.0
TYLER SLOAN	1	0	0	0	0	0	0	0	0	0	1	.0	MARTIN SKOULA	1	0	0	0	0	0	0	0	0	0	0	.0
DAVID STECKEL	1	0	0	0	1	0	0	0	0	0	0	.0	STEPHANE VEILLEUX	1	0	0	0	-1	0	0	0	0	0	2	.0

	GP	Min	GA	GAA	EN	SO	W	L	OT	Shots	Save %		GP	Min	GA	GAA	EN	SO	W	L	OT	Shots	Save %
JOSE THEODORE	1	59	4	4.07	0	0	0	1	0	33	.879	NIKLAS BACKSTROM	1	60	3	3.00	0	0	1	0	0	28	.893

Power play: 1-3 33.3%

Penalty killing: 4-6 66.7%

Power play: 2-6 33.3%

Penalty killing: 2-3 66.7%

Montreal Canadiens

CLUB INFORMATION

Founded 1909-10, 1917-18 (NHL)
 Home Arena Bell Centre (21,273)
 Stanley Cups 24 (most recent, 1993)
 Executive Vice President & General Manager Bob Gainey
 Head Coach Jaques Martin
 Assistant Coaches Perry Pearn, Kirk Muller
 Vice President of Communications
 and Community Relations Donald Beauchamp
 2008-09 Record 41-30-11 (93 points)
 2008-09 Finish 2nd, Northeast Division
 2008-09 Playoffs E. Conf. quarterfinals (def. by BOS, 4-0)

Bell Centre
 1260 de La Gauchetiere St. West
 Montreal, Que H3B 5E8
 514.932.2582
 Fax: 514.932.8285
 www.canadiens.com



2009-10 MEETINGS

Nov. 20 at Washington
 Nov. 28 at Montreal
 Jan. 5 at Washington
 Feb. 10 at Montreal

ALL-TIME SERIES HISTORY

	TOTALS								HOME								AWAY							
YEAR	GP	W	L	T	OT	PTS	GF	GA	GP	W	L	T	OT	PTS	GF	GA	GP	W	L	T	OT	PTS	GF	GA
74-75	6	0	6	0	-	0	9	49	3	0	3	0	-	0	3	21	3	0	3	0	-	0	6	28
75-76	6	0	6	0	-	0	9	34	3	0	3	0	-	0	5	13	3	0	3	0	-	0	4	23
76-77	6	0	6	0	-	0	5	34	3	0	3	0	-	0	1	11	3	0	3	0	-	0	4	21
77-78	6	0	5	1	-	1	13	31	3	0	2	1	-	1	9	17	3	0	3	0	-	0	4	14
78-79	8	0	7	1	-	1	17	43	4	0	3	1	-	1	11	24	4	0	4	0	-	0	6	19
79-80	4	1	2	1	-	3	8	11	2	1	0	1	-	3	5	3	2	0	2	0	-	0	3	8
80-81	4	0	2	2	-	2	10	18	2	0	0	2	-	2	5	5	2	0	2	0	-	0	5	13
81-82	3	2	1	0	-	4	11	9	2	2	0	0	-	4	8	3	1	0	1	0	-	0	3	6
82-83	3	0	1	2	-	2	7	10	1	0	0	1	-	1	3	3	2	0	1	1	-	1	4	7
83-84	3	3	0	0	-	6	11	3	2	2	0	0	-	4	6	1	1	1	0	0	-	2	5	2
84-85	3	1	1	1	-	3	7	6	1	1	0	0	-	2	3	1	2	0	1	1	-	1	4	5
85-86	3	2	0	1	-	5	12	9	2	2	0	0	-	4	8	5	1	0	0	1	-	1	4	4
86-87	3	3	0	0	-	6	10	6	1	1	0	0	-	2	3	1	2	2	0	0	-	4	7	5
87-88	3	1	1	1	-	3	8	8	2	1	1	0	-	2	6	6	1	0	0	1	-	1	2	2
88-89	3	1	1	1	-	3	6	4	1	1	0	0	-	2	4	1	2	0	1	1	-	1	2	3
89-90	3	2	1	0	-	4	12	10	2	1	1	0	-	2	8	7	1	1	0	0	-	2	4	3
90-91	3	0	3	0	-	0	5	11	1	0	1	0	-	0	3	4	2	0	2	0	-	0	2	7
91-92	3	3	0	0	-	6	11	6	2	2	0	0	-	4	7	4	1	1	0	0	-	2	4	2
92-93	3	2	0	1	-	5	8	3	1	1	0	0	-	2	4	0	2	1	0	1	-	3	4	3
93-94	4	1	2	1	-	3	8	12	2	0	1	1	-	1	2	6	2	1	1	0	-	2	6	6
94-95	3	1	2	0	-	2	7	8	1	1	0	0	-	2	5	1	2	0	2	0	-	0	2	7
95-96	4	3	1	0	-	6	13	7	2	2	0	0	-	4	9	2	2	1	1	0	-	2	4	5
96-97	4	4	0	0	-	8	11	4	2	2	0	0	-	4	6	3	2	2	0	0	-	4	5	1
97-98	4	2	1	1	-	5	13	12	2	0	1	1	-	1	7	8	2	2	0	0	-	4	6	4
98-99	4	1	1	2	-	4	7	9	2	0	1	1	-	1	2	5	2	1	0	1	-	3	5	4
99-00	4	3	1	0	0	6	10	2	2	1	1	0	0	2	6	2	2	2	0	0	0	4	4	0
00-01	4	3	1	0	0	6	15	11	2	2	0	0	0	4	7	4	2	1	1	0	0	2	8	7
01-02	4	1	3	0	0	2	10	13	2	1	1	0	0	2	7	6	2	0	2	0	0	0	3	7
02-03	4	2	1	1	0	5	9	7	2	1	1	0	0	2	4	3	2	1	0	1	0	3	5	4
03-04	4	1	3	0	0	2	8	16	2	1	1	0	0	2	6	7	2	0	2	0	0	0	2	9
05-06	4	2	1	-	1	5	13	10	2	1	1	-	0	2	6	6	2	1	0	-	1	3	7	4
06-07	4	1	3	-	0	2	10	14	2	1	1	-	0	2	6	5	2	0	2	-	0	0	4	9
07-08	4	2	2	-	0	4	12	17	2	1	1	-	0	2	7	9	2	1	1	-	0	2	5	8
08-09	4	3	1	-	0	6	13	9	2	2	0	-	0	4	7	3	2	1	1	-	0	2	6	6
Totals	135	51	66	17	1	120	338	456	67	31	27	9	0	71	189	200	68	20	39	8	1	49	149	256

SERIES INFORMATION

All-Time Series (W-L-T-OT)
 Current Streak
 Last Washington Win
 Last Montreal Win
 Last Tie
 Last Overtime Game
 Overtime Record
 Last 10 Games (W-L-OT)
 Longest Unbeaten Streak
 Longest Winning Streak
 Longest Winless Streak
 Longest Losing Streak
 Washington Shutouts (Last)
 Montreal Shutouts (Last)
 Last Washington Hat Trick
 Last Montreal Hat Trick
 Most Washington Goals
 Most Montreal Goals

Overall

WSH trails, 51-66-17-1
 1 WSH win (2/18/09)
 2/18/09 (4-3 so)
 1/10/09 (5-4)
 1/25/03 (1-1)
 2/18/09 (W, 4-3 so)
 8-1-10
 5-5-0
 8 (11/11/91-12/11/93)
 7 (3/27/96-11/15/97)
 34 (10/31/74-11/5/79)
 23 (10/31/74-3/25/78)
 10 (11/28/08)
 19 (1/29/08)
 A. Ovechkin (1/31/08) 4 goals
 P. Turgeon (4/17/95)
 6 (three times)
 11 (two times)

at Washington

WSH leads, 31-27-9-0
 3 WSH wins (1/31/08-2/18/09)
 2/18/09 (4-3 so)
 12/20/07 (5-2)
 10/16/98 (2-2)
 2/18/09 (W, 4-3 so)
 2-0-3
 6-4-0
 14 (3/5/79-12/6/86)
 6 (12/10/83-12/6/86)
 16 (10/31/74-10/30/79)
 10 (10/31/74-2/17/78)
 4 (11/28/08)
 9 (2/9/03)
 A. Ovechkin (1/31/08) 4 goals
 V. Damphousse (2/4/94)
 6 (two times)
 8 (three times)

at Montreal

WSH trails, 20-39-8-1
 1 MTL win (1/10/09)
 12/13/08 (2-1)
 1/10/09 (5-4)
 1/25/03 (1-1)
 1/5/08 (W, 5-4)
 6-1-7
 3-6-1
 9 (3/27/96-2/26/00)
 5 (3/27/96-11/15/97)
 23 (10/31/74-2/26/83)
 22 (11/10/74-12/14/81)
 6 (2/26/00)
 10 (1/31/08)
 none
 P. Turgeon (4/17/95)
 6 (2/17/01)
 11 (two times)

Montreal Canadiens

WASHINGTON CAPITALS VS. MONTREAL CANADIENS

CAPITALS WON SEASON SERIES, 3-1-0 • MONTREAL 1-2-1

At WASHINGTON	CAPITALS	CANADIENS	Attend.	Goaltenders	W Goal
28 Nov. 2008	3	0	18277	HALAK / THEODORE	TOMAS FLEISCHMANN
18 Feb. 2009	4 (SO)	3	18277	PRICE / THEODORE	
At MONTREAL	CAPITALS	CANADIENS	Attend.	Goaltenders	W Goal
13 Dec. 2008	2	1	21273	HALAK / VARLAMOV	MICHAEL NYLANDER
10 Jan. 2009	4	5	21273	HALAK / JOHNSON	SERGEI KOSTITSYN

Goals by Period:	1st	2nd	3rd	OT	Total	Shots by Period:	1st	2nd	3rd	OT	Total
CAPITALS	5	1	6	0	13	CAPITALS	47	38	37	4	126
CANADIENS	3	1	5	0	9	CANADIENS	34	48	45	2	129

CAPITALS	GP	G	A	P	+/-	PIM	PP	SH	GW	EN	S	Pctg	CANADIENS	GP	G	A	P	+/-	PIM	PP	SH	GW	EN	S	Pctg
MICHAEL NYLANDER	4	2	2	4	2	0	1	0	1	0	6	33.3	ANDREI KOSTITSYN	4	2	2	4	-1	0	2	0	0	0	10	20.0
ALEX OVECHKIN	4	2	2	4	2	6	0	0	0	0	24	8.3	ANDREI MARKOV	4	0	4	4	0	4	0	0	0	0	7	.0
ALEXANDER SEMIN	3	2	1	3	2	4	0	0	0	0	12	16.7	TOMAS PLEKANEC	4	3	0	3	2	0	1	1	0	0	16	18.8
NICKLAS BACKSTROM	4	2	1	3	2	4	2	0	0	0	8	25.0	PATRICE BRISEBOIS	3	1	1	2	0	0	0	0	0	0	3	33.3
MIKE GREEN	3	0	3	3	1	6	0	0	0	0	9	.0	SERGEI KOSTITSYN	3	1	1	2	0	4	0	0	1	0	3	33.3
TOMAS FLEISCHMANN	3	2	0	2	1	2	0	0	1	0	4	50.0	ROBERT LANG	3	1	1	2	0	4	1	0	0	0	6	16.7
DAVID STECKEL	4	2	0	2	2	0	0	0	0	0	9	22.2	CHRIS HIGGINS	2	1	0	1	-1	0	1	0	0	0	4	25.0
BROOKS LAICH	4	0	2	2	0	5	0	0	0	0	3	.0	MATHIEU SCHNEIDER	1	0	1	1	0	0	0	0	0	0	1	.0
ALEXANDRE GIROUX	1	0	1	1	1	0	0	0	0	0	1	.0	ALEX TANGUAY	1	0	1	1	1	0	0	0	0	0	3	.0
SAMI LEPISTO	1	0	1	1	1	0	0	0	0	0	0	.0	MICHAEL KOMISAREK	2	0	1	1	1	0	0	0	0	0	0	.0
SERGEI FEDOROV	2	0	1	1	1	2	0	0	0	0	4	.0	MAX PACIORETTY	2	0	1	1	1	0	0	0	0	0	4	.0
TOM POTI	2	0	1	1	3	0	0	0	0	0	3	.0	MATT D'AGOSTINI	3	0	1	1	-2	0	0	0	0	0	9	.0
VIKTOR KOZLOV	3	0	1	1	0	0	0	0	0	0	7	.0	ALEX KOVALEV	3	0	1	1	0	6	0	0	0	0	12	.0
TYLER SLOAN	3	0	1	1	2	6	0	0	0	0	0	.0	TOM KOSTOPOULOS	4	0	1	1	-3	4	0	0	0	0	2	.0
MATT BRADLEY	4	0	1	1	2	0	0	0	0	0	5	.0	GEORGES LARAQUE	1	0	0	0	0	2	0	0	0	0	1	.0
CHRIS BOURQUE	1	0	0	0	0	0	0	0	0	0	2	.0	BEN MAXWELL	1	0	0	0	0	0	0	0	0	0	0	.0
CHRIS CLARK	1	0	0	0	0	0	0	0	0	0	2	.0	GREGORY STEWART	1	0	0	0	-1	0	0	0	0	0	1	.0
SEAN COLLINS	1	0	0	0	-1	2	0	0	0	0	0	.0	KYLE CHIPCHURA	2	0	0	0	-2	0	0	0	0	0	1	.0
JOHN ERSKINE	1	0	0	0	1	0	0	0	0	0	0	.0	MATHIEU DANDENAU	2	0	0	0	-2	0	0	0	0	0	1	.0
BRYAN HELMER	1	0	0	0	1	0	0	0	0	0	0	.0	SAKU KOIVU	2	0	0	0	-1	0	0	0	0	0	4	.0
JEFF SCHULTZ	1	0	0	0	0	0	0	0	0	0	0	.0	RYAN O'BYRNE	2	0	0	0	-2	5	0	0	0	0	1	.0
KARL ALZNER	3	0	0	0	0	0	0	0	0	0	4	.0	STEVE BEGIN	3	0	0	0	-2	0	0	0	0	0	7	.0
ERIC FEHR	3	0	0	0	0	0	0	0	0	0	6	.0	GUILLAUME LATENDRESS	3	0	0	0	-1	2	0	0	0	0	2	.0
BOYD GORDON	3	0	0	0	1	0	0	0	0	0	5	.0	FRANCIS BOUILLON	4	0	0	0	-3	0	0	0	0	0	7	.0
DONALD BRASHEAR	4	0	0	0	0	4	0	0	0	0	6	.0	JOSH GORGES	4	0	0	0	-2	2	0	0	0	0	6	.0
MILAN JURCINA	4	0	0	0	1	4	0	0	0	0	5	.0	ROMAN HAMRLIK	4	0	0	0	-5	2	0	0	0	0	4	.0
SHAONE MORRISONN	4	0	0	0	1	2	0	0	0	0	1	.0	MAXIM LAPIERRE	4	0	0	0	-4	2	0	0	0	0	14	.0
	GP	Min	GA	GAA	EN	SO	W	L	OT	Shots	Save %		GP	Min	GA	GAA	EN	SO	W	L	OT	Shots	Save %		
JOSE THEODORE	2	125	3	1.44	0	1	2	0	0	61	.951	JAROSLAV HALAK	3	180	9	3.00	0	0	12	0		91	.901		
BRENT JOHNSON	1	60	5	5.00	0	0	0	1	0	35	.857	CAREY PRICE	1	65	3	2.77	0	0	0	0	1	35	.914		
SEMYON VARLAMOV	1	60	1	1.00	0	0	1	0	0	33	.970														

Power play: 3-14 21.4%

Penalty killing: 16-21 76.2%

Power play: 5-21 23.8%

Penalty killing: 11-14 78.6%

Nashville Predators

CLUB INFORMATION

Founded 1998-99
 Home Arena Sommet Center (17,113)
 Stanley Cups none
 Executive Vice President & General Manager David Poile
 Head Coach Barry Trotz
 Associate Coach Brent Peterson
 Assistant Coach Peter Horachek
 Senior Vice President of Communications & Development Gerry Helper
 Communications Manager Tim Darling
 Communications Coordinator Kevin Wilson
 2008-09 Record 40-34-8 (88 points)
 2008-09 Finish 5th, Central Division
 2008-09 Playoffs DNQ

Sommet Center
 501 Broadway
 Nashville, TN 37203
 615.770.2300
 Fax: 615.770.2309
 www.nashvillepredators.com



2009-10 MEETING

Oct. 17 at Washington

ALL-TIME SERIES HISTORY

	TOTALS								HOME								AWAY							
YEAR	GP	W	L	T	OT	PTS	GF	GA	GP	W	L	T	OT	PTS	GF	GA	GP	W	L	T	OT	PTS	GF	GA
98-99	2	0	2	0	-	0	3	6	1	0	1	0	-	0	2	3	1	0	1	0	-	0	1	3
99-00	2	2	0	0	0	4	5	2	1	1	0	0	0	2	1	0	1	1	0	0	0	2	4	2
00-01	2	1	1	0	0	2	3	4	1	1	0	0	0	2	2	1	1	0	1	0	0	0	1	3
01-02	1	0	0	1	0	1	3	3	0	0	0	0	0	0	0	0	1	0	0	1	0	1	3	3
02-03	1	1	0	0	0	2	5	4	1	1	0	0	0	2	5	4	0	0	0	0	0	0	0	0
03-04	1	0	1	0	0	0	2	5	0	0	0	0	0	0	0	0	1	0	1	0	0	0	2	5
05-06	1	0	1	-	0	0	2	5	1	0	1	-	0	0	2	5	0	0	0	-	0	0	0	0
06-07	Teams did not meet in 2006-07																							
07-08	1	1	0	-	0	2	4	2	0	0	0	-	0	0	0	0	1	1	0	-	0	2	4	2
08-09	2	2	0	-	0	4	6	4	1	1	0	-	0	2	4	3	1	1	0	-	0	2	2	1
Totals	13	7	5	1	0	15	33	35	6	4	2	0	0	8	16	16	7	3	3	1	0	7	17	19

SERIES INFORMATION

	Overall	at Washington	at Nashville
All-Time Series (W-L-T-OT)	WSH leads 7-5-1-0	WSH leads, 4-2-0-0	Tied 3-3-1-0
Current Streak	3 WSH wins (3/18/08-3/10/09)	1 WSH win (10/28/08)	2 WSH wins (3/18/08-3/10/09)
Last Washington Win	3/10/09 (2-1 ot)	10/28/08 (4-3 so)	3/10/09 (2-1 ot)
Last Nashville Win	12/7/05 (5-2)	12/7/05 (5-2)	2/13/04 (5-2)
Last Tie	2/8/02 (3-3)	none	2/8/02 (3-3)
Last Overtime Game	3/10/09 (W, 2-1 ot)	10/28/08 (W, 4-3)	3/10/09 (W, 2-1 ot)
Overtime Record	2-0-1	1-0-0	1-0-1
Last 10 Games (W-L-T-OT)	6-3-1-0	4-2-0-0	3-3-1-0
Longest Unbeaten Streak	3 (two times)	3 (11/26/99-10/11/02)	2 (3/18/08-3/10/09)
Longest Winning Streak	3 (3/18/08-3/10/09)	3 (11/26/99-10/11/02)	2 (3/18/08-3/10/09)
Longest Winless Streak	2 (two times)	1 (two times)	3 (10/13/00-2/13/04)
Longest Losing Streak	2 (two times)	1 (two times)	1 (three times)
Washington Shutouts (Last)	1 (11/26/99)	1 (11/26/99)	none
Nashville Shutouts (Last)	none	none	none
Last Washington Hat Trick	none	none	none
Last Nashville Hat Trick	none	none	none
Most Washington Goals	5 (10/11/02)	5 (10/11/02)	4 (two times)
Most Nashville Goals	5 (two times)	5 (12/7/05)	5 (2/13/04)

Nashville Predators

WASHINGTON CAPITALS VS. NASHVILLE PREDATORS

CAPITALS WON SEASON SERIES, 2-0-0 • NASHVILLE 0-0-2

At WASHINGTON	CAPITALS	PREDATORS	Attend.	Goaltenders	W Goal
28 Oct. 2008	4 (SO)	3	17011	ELLIS / THEODORE	
At NASHVILLE	CAPITALS	PREDATORS	Attend.	Goaltenders	W Goal
10 March 2009	2 (OT)	1	16064	ELLIS / THEODORE	SERGEI FEDOROV

Goals by Period:	1st	2nd	3rd	OT	Total	Shots by Period:	1st	2nd	3rd	OT	Total
CAPITALS	2	1	1	1	6	CAPITALS	32	17	20	7	76
PREDATORS	2	1	1	0	4	PREDATORS	14	16	23	1	54

CAPITALS	GP	G	A	P	+/-	PIM	PP	SH	GW	EN	S	Pctg	PREDATORS	GP	G	A	P	+/-	PIM	PP	SH	GW	EN	S	Pctg
VIKTOR KOZLOV	2	1	2	3	1	0	0	0	0	0	5	20.0	J.P. DUMONT	2	0	3	3	2	0	0	0	0	0	5	.0
ALEXANDER SEMIN	2	1	2	3	2	0	1	0	0	0	13	7.7	JASON ARNOTT	2	2	0	2	1	0	0	0	0	0	6	33.3
NICKLAS BACKSTROM	2	1	1	2	0	2	0	0	0	0	5	20.0	RYAN SUTER	2	1	1	2	-2	0	0	0	0	0	5	20.0
SERGEI FEDOROV	2	1	1	2	1	2	0	0	1	0	5	20.0	MARTIN ERAT	2	0	2	2	1	0	0	0	0	0	2	.0
DAVID STECKEL	2	1	0	1	1	0	0	1	0	0	5	20.0	VILLE KOISTINEN	1	1	0	1	0	0	1	0	0	0	2	50.0
ALEX OVECHKIN	1	0	1	1	0	2	0	0	0	0	5	.0	PATRIC HORNQVIST	1	0	1	1	0	0	0	0	0	0	0	.0
MIKE GREEN	2	0	1	1	1	0	0	0	0	0	6	.0	SHEA WEBER	2	0	1	1	-1	2	0	0	0	0	6	.0
CHRIS CLARK	1	0	0	0	0	2	0	0	0	0	1	.0	WADE BELAK	1	0	0	0	0	10	0	0	0	0	0	.0
ERIC FEHR	1	0	0	0	0	0	0	0	0	0	3	.0	RADEK BONK	1	0	0	0	0	0	0	0	0	0	0	.0
MICHAEL NYLANDER	1	0	0	0	0	4	0	0	0	0	1	.0	VERNON FIDDLER	1	0	0	0	0	0	0	0	0	0	0	.0
TOM POTI	1	0	0	0	1	0	0	0	0	0	0	.0	RYAN JONES	1	0	0	0	-1	0	0	0	0	0	0	.0
TYLER SLOAN	1	0	0	0	-1	0	0	0	0	0	1	.0	KEVIN KLEIN	1	0	0	0	0	0	0	0	0	0	0	.0
MATT BRADLEY	2	0	0	0	-1	5	0	0	0	0	2	.0	ANTTI PIHLSTROM	1	0	0	0	0	0	0	0	0	0	0	.0
DONALD BRASHEAR	2	0	0	0	-1	5	0	0	0	0	0	.0	STEVE SULLIVAN	1	0	0	0	-2	0	0	0	0	0	2	.0
JOHN ERSKINE	2	0	0	0	0	5	0	0	0	0	2	.0	NICK TARNASKY	1	0	0	0	-1	0	0	0	0	0	0	.0
TOMAS FLEISCHMANN	2	0	0	0	0	0	0	0	0	0	6	.0	GREG DE VRIES	2	0	0	0	0	4	0	0	0	0	0	.0
BOYD GORDON	2	0	0	0	-1	0	0	0	0	0	1	.0	DAN HAMHUIS	2	0	0	0	1	4	0	0	0	0	2	.0
MILAN JURCINA	2	0	0	0	0	0	0	0	0	0	2	.0	DAVID LEGWAND	2	0	0	0	-1	0	0	0	0	0	6	.0
BROOKS LAICH	2	0	0	0	0	2	0	0	0	0	7	.0	SCOTT NICHOL	2	0	0	0	-1	2	0	0	0	0	0	.0
SHAONE MORRISONN	2	0	0	0	2	2	0	0	0	0	2	.0	JERRED SMITHSON	2	0	0	0	0	2	0	0	0	0	2	.0
JEFF SCHULTZ	2	0	0	0	-2	0	0	0	0	0	4	.0	JORDIN TOOTOO	2	0	0	0	-1	5	0	0	0	0	2	.0
	GP	Min	GA	GAA	EN	SO	W	L	OT	Shots	Save	%	JOEL WARD	2	0	0	0	1	2	0	0	0	0	0	.0
JOSE THEODORE	2	127	4	1.89	0	0	2	0	0	54	.926		GREG ZANON	2	0	0	0	0	0	0	0	0	0	0	.0

Power play: 1-8 12.5%

Penalty killing: 8-9 88.9%

DAN ELLIS

GP	Min	GA	GAA	EN	SO	W	L	OT	Shots	Save	%
2	127	5	2.36	0	0	0	0	2	76	.934	

Power play: 1-9 11.1%

Penalty killing: 7-8 87.5%

New Jersey Devils

CLUB INFORMATION

Founded 1974-75 (Kansas City), 1976-77 (Colorado), 1982-83 (N.J.)
 Home Arena Prudential Center (17,625)
 Stanley Cups 3 (most recent, 2003)
 CEO, President and General Manager Lou Lamoriello
 Head Coach Jacques Lemaire
 Assistant Coaches Mario Tremblay, Tommy Albain
 Senior Vice President of Communications Mike Levine
 Director of Communications Jeff Altstadter
 Assistant Director of Communications Pete Albiets
 2008-09 Record 51-27-4 (106 points)
 2008-09 Finish 1st, Atlantic Division
 2008-09 Playoffs E. Conf. quarterfinals (def. by CAR, 4-3)

Prudential Center
 165 Mulberry Street
 Newark, NJ 07102
 973.757.6100
 Fax: 973.757.6399
 www.newjerseydevils.com

2009-10 MEETINGS

Oct. 12 at Washington
 Nov. 4 at New Jersey
 Nov. 14 at New Jersey
 Dec. 26 at Washington



ALL-TIME SERIES HISTORY

	TOTALS								HOME								AWAY							
YEAR	GP	W	L	T	OT	PTS	GF	GA	GP	W	L	T	OT	PTS	GF	GA	GP	W	L	T	OT	PTS	GF	GA
74-75	4	1	3	0	-	2	11	15	2	1	1	0	-	2	7	5	2	0	2	0	-	0	4	10
75-76	4	1	2	1	-	3	14	16	2	0	1	1	-	1	7	9	2	1	1	0	-	2	7	7
76-77	4	3	1	0	-	6	11	5	2	2	0	0	-	4	8	1	2	1	1	0	-	2	3	4
77-78	4	2	1	1	-	5	15	18	2	1	0	1	-	3	10	7	2	1	1	0	-	2	5	11
78-79	4	3	1	0	-	6	24	9	2	1	1	0	-	2	11	5	2	2	0	0	-	4	13	4
79-80	4	1	1	2	-	4	9	8	2	1	1	0	-	2	5	4	2	0	0	2	-	2	4	4
80-81	4	3	0	1	-	7	19	15	2	2	0	0	-	4	12	9	2	1	0	1	-	3	7	6
81-82	3	1	2	0	-	2	14	12	1	1	0	0	-	2	7	1	2	0	2	0	-	0	7	11
82-83	7	6	0	1	-	13	29	18	4	4	0	0	-	8	16	8	3	2	0	1	-	5	13	10
83-84	7	5	0	2	-	12	26	13	3	2	0	1	-	5	17	9	4	3	0	1	-	7	9	4
84-85	7	4	2	1	-	9	25	17	4	4	0	0	-	8	18	7	3	0	2	1	-	1	7	10
85-86	7	6	1	0	-	12	32	20	3	3	0	0	-	6	18	9	4	3	1	0	-	6	14	11
86-87	7	6	1	0	-	12	31	20	4	4	0	0	-	8	15	8	3	2	1	0	-	4	16	12
87-88	7	5	2	0	-	10	28	22	3	2	1	0	-	4	13	11	4	3	1	0	-	6	15	11
88-89	7	3	4	0	-	6	30	35	4	2	2	0	-	4	22	21	3	1	2	0	-	2	8	14
89-90	7	4	3	0	-	8	27	25	3	2	1	0	-	4	16	14	4	2	2	0	-	4	11	11
90-91	7	4	3	0	-	8	22	17	4	4	0	0	-	8	17	5	3	0	3	0	-	0	5	12
91-92	7	5	2	0	-	10	29	25	3	2	1	0	-	4	11	12	4	3	1	0	-	6	18	13
92-93	7	2	5	0	-	4	25	25	4	1	3	0	-	2	17	16	3	1	2	0	-	2	8	9
93-94	5	2	3	0	-	4	15	18	3	1	2	0	-	2	7	12	2	1	1	0	-	2	8	6
94-95	4	0	3	1	-	1	6	11	2	0	2	0	-	0	1	4	2	0	1	1	-	1	5	7
95-96	5	0	5	0	-	0	5	14	2	0	2	0	-	0	3	5	3	0	3	0	-	0	2	9
96-97	6	2	3	1	-	5	15	13	3	1	1	1	-	3	6	6	3	1	2	0	-	2	9	7
97-98	5	2	2	1	-	5	10	8	3	2	0	1	-	5	7	2	2	0	2	0	-	0	3	6
98-99	5	2	3	0	-	4	8	12	2	0	2	0	-	0	2	7	3	2	1	0	-	4	6	5
99-00	4	3	1	0	0	6	15	11	2	2	0	0	0	4	8	4	2	1	1	0	0	2	7	7
00-01	4	2	2	0	0	4	14	14	2	1	1	0	0	2	9	8	2	1	1	0	0	2	5	6
01-02	4	2	1	0	1	5	13	9	2	1	0	0	1	3	9	5	2	1	1	0	0	2	4	4
02-03	4	1	1	0	2	4	6	10	2	1	1	0	0	2	4	6	2	0	0	0	2	2	2	4
03-04	4	1	1	1	1	4	6	8	2	1	0	1	0	3	5	3	2	0	1	0	1	1	1	5
05-06	4	0	3	-	1	1	10	18	2	0	1	-	1	1	6	8	2	0	2	-	0	0	4	10
06-07	4	1	3	-	0	2	10	13	2	0	2	-	0	0	3	7	2	1	1	-	0	2	7	6
07-08	4	2	1	-	1	5	10	7	2	1	0	-	1	3	4	4	2	1	1	-	0	2	6	3
08-09	4	2	0	-	2	6	16	13	2	1	0	-	1	3	6	5	2	1	0	-	1	3	10	8
Totals	174	87	66	13	8	195	580	514	87	51	26	6	4	112	327	247	87	36	40	7	4	83	253	267

SERIES INFORMATION

	Overall	at Washington	at New Jersey
All-Time Series (W-L-T-OT)	WSH leads, 87-66-13-8	WSH leads, 51-26-6-4	WSH trails, 36-40-7-4
Current Streak	1 WSH win (2/3/09)	1 WSH win (11/14/08)	1 WSH win (2/3/09)
Last Washington Win	2/3/09 (5-2)	11/14/08 (3-1)	2/3/09 (5-2)
Last New Jersey Win	11/15/08 (6-5 so)	10/18/08 (4-3 so)	11/15/08 (6-5 so)
Last Tie	1/1/04 (2-2)	1/1/04 (2-2)	2/25/95 (3-3)
Last Overtime Game	11/15/08 (L, 6-5 so)	10/18/08 (L, 4-3 so)	11/15/08 (L, 6-5 so)
Overtime Record	4-12-7	1-6-4	3-6-3
Last 10 Games (W-L-T-OT)	5-2-0-3	3-3-1-3	3-5-0-2
Longest Unbeaten Streak	17 (11/8/82-12/4/84)	24 (3/18/80-3/1/88)	8 (11/8/82-11/10/84)
Longest Winning Streak	8 (two times)	14 (3/28/84-3/1/88)	4 (12/30/87-11/19/88)
Longest Winless Streak	10 (2/15/95-11/12/96)	4 (two times)	7 (12/28/02-12/29/06)
Longest Losing Streak	7 (4/12/95-11/12/96)	4 (three times)	7 (12/28/02-12/29/06)
Washington Shutouts (Last)	10 (2/29/08)	6 (3/20/98)	4 (2/29/08)
New Jersey Shutouts (Last)	7 (12/4/03)	3 (12/1/98)	4 (12/4/03)
Last Washington Hat Trick	M. Ridley (12/7/90)	M. Ridley (12/7/90)	none
Last New Jersey Hat Trick	J. Madden (2/5/03)	J. Madden (2/5/03)	P. Stastny (12/29/91)
Most Washington Goals	9 (four times)	9 (three times)	9 (2/15/79)
Most New Jersey Goals	8 (10/28/77)	6 (six times)	8 (10/28/77)

New Jersey Devils

WASHINGTON CAPITALS VS. NEW JERSEY DEVILS

CAPITALS WON SEASON SERIES, 2-0-2 • NEW JERSEY 2-2-0

At WASHINGTON	CAPITALS	DEVILS	Attend.	Goaltenders	W Goal
18 Oct. 2008	3	4 (SO)	17904	BRODEUR / JOHNSON	
14 Nov. 2008	3	1	18277	CLEMMENSEN / THEODORE	TOMAS FLEISCHMANN
At NEW JERSEY	CAPITALS	DEVILS	Attend.	Goaltenders	W Goal
15 Nov. 2008	5	6 (SO)	17051	CLEMMENSEN / THEODORE	
3 Feb. 2009	5	2	14018	CLEMMENSEN / THEODORE	MICHAEL NYLANDER

Goals by Period:	1st	2nd	3rd	OT	Total	Shots by Period:	1st	2nd	3rd	OT	Total
CAPITALS	6	4	6	0	16	CAPITALS	41	36	29	4	110
DEVILS	2	3	6	0	13	DEVILS	50	38	44	5	137

CAPITALS	GP	G	A	P	+/-	PIM	PP	SH	GW	EN	S	Pctg	DEVILS	GP	G	A	P	+/-	PIM	PP	SH	GW	EN	S	Pctg
ALEX OVECHKIN	4	3	5	8	4	2	0	0	0	1	24	12.5	PATRIK ELIAS	4	3	4	7	-1	2	1	0	0	0	19	15.8
NICKLAS BACKSTROM	4	1	5	6	4	0	0	0	0	0	6	16.7	ZACH PARISE	4	1	4	5	1	0	1	0	0	0	12	8.3
MIKE GREEN	4	2	3	5	0	4	2	0	0	0	7	28.6	JAMIE LANGENBRUNNER	4	2	2	4	0	4	0	1	0	0	15	13.3
BROOKS LAICH	4	2	3	5	-1	2	2	0	0	0	10	20.0	TRAVIS ZAJAC	4	0	4	4	4	0	0	0	0	0	8	.0
ALEXANDER SEMIN	3	2	1	3	0	0	0	0	0	0	8	25.0	JOHNNY ODUYA	4	0	3	3	2	0	0	0	0	0	7	.0
VIKTOR KOZLOV	3	1	2	3	3	2	0	0	0	0	3	33.3	BRIAN GIONTA	4	1	1	2	0	2	0	0	0	0	12	8.3
MICHAEL NYLANDER	3	2	0	2	-1	2	1	0	1	0	4	50.0	BRIAN ROLSTON	1	1	0	1	-2	0	1	0	0	0	4	25.0
TOMAS FLEISCHMANN	4	2	0	2	-2	2	1	0	1	0	8	25.0	ANDREW GREENE	2	1	0	1	-1	2	0	0	0	0	1	100.0
ERIC FEHR	4	1	1	2	1	0	0	0	0	1	7	14.3	PETR VRANA	2	1	0	1	-1	0	0	0	0	0	1	100.0
SHAONE MORRISONN	2	0	2	2	0	0	0	0	0	0	0	.0	DAVID CLARKSON	4	1	0	1	-2	2	0	0	0	0	13	7.7
BOYD GORDON	4	0	2	2	1	2	0	0	0	0	7	.0	JAY PANDOLFO	3	0	1	1	-3	0	0	0	0	0	3	.0
SERGEI FEDOROV	2	0	1	1	1	0	0	0	0	0	5	.0	JOHN MADDEN	4	0	1	1	-4	4	0	0	0	0	12	.0
TYLER SLOAN	2	0	1	1	-1	0	0	0	0	0	1	.0	BRYCE SALVADOR	4	0	1	1	-1	2	0	0	0	0	4	.0
JOHN ERSKINE	4	0	1	1	0	2	0	0	0	0	1	.0	COLIN WHITE	4	0	1	1	1	2	0	0	0	0	2	.0
JEFF SCHULTZ	4	0	1	1	2	0	0	0	0	0	1	.0	SHELDON BROOKBANK	1	0	0	0	0	0	0	0	0	0	2	.0
CHRIS BOURQUE	1	0	0	0	0	0	0	0	0	0	2	.0	BRENDAN SHANAHAN	1	0	0	0	-2	0	0	0	0	0	3	.0
MATT BRADLEY	3	0	0	0	0	0	0	0	0	0	1	.0	NICLAS BERGFORS	2	0	0	0	0	0	0	0	0	0	2	.0
DONALD BRASHEAR	3	0	0	0	0	2	0	0	0	0	3	.0	ROBERT HOLIK	2	0	0	0	0	0	0	0	0	0	2	.0
CHRIS CLARK	3	0	0	0	-2	2	0	0	0	0	2	.0	ANSSI SALMELA	2	0	0	0	0	0	0	0	0	0	1	.0
TOM POTI	3	0	0	0	0	2	0	0	0	0	2	.0	PAUL MARTIN	4	0	0	0	-1	4	0	0	0	0	5	.0
MILAN JURCINA	4	0	0	0	2	2	0	0	0	0	3	.0	MIKE MOTTAU	4	0	0	0	-2	0	0	0	0	0	1	.0
DAVID STECKEL	4	0	0	0	0	2	0	0	0	0	5	.0	MICHAEL RUPP	4	0	0	0	0	2	0	0	0	0	4	.0
													DAINIUS ZUBRUS	4	0	0	0	-1	0	0	0	0	0	4	.0
	GP	Min	GA	GAA	EN	SO	W	L	OT	Shots	Save	%		GP	Min	GA	GAA	EN	SO	W	L	OT	Shots	Save	%
JOSE THEODORE	3	184	8	2.61	0	0	2	0	1	100	.920		MARTIN BRODEUR	1	65	3	2.77	0	0	1	0	0	27	.889	
BRENT JOHNSON	1	65	3	2.77	0	0	0	0	1	37	.919		SCOTT CLEMMENSEN	3	184	11	3.59	2	0	1	2	0	81	.864	
Power play: 6-15 40.0%													Penalty killing: 11-14 78.6%												

Power play: 6-15 40.0%

Penalty killing: 11-14 78.6%

Power play: 3-14 21.4%

Penalty killing: 9-15 60.0%

New York Islanders

CLUB INFORMATION

Founded 1972-73
 Home Arena Nassau Veterans Memorial Coliseum
 Stanley Cups 4 (most recent, 1983)
 General Manager/Alternate Governor Garth Snow
 Head Coach Scott Gordon
 Assistant Coaches Dean Chynoweth, Scott Allen
 Vice President of Communications Josh Bernstein
 Director of Communications Seth Sylvan
 2008-09 Record 26-47-9 (61 points)
 2008-09 Finish 5th, Atlantic Division
 2008-09 Playoffs DNQ

Nassau Veterans Memorial Coliseum
 1255 Hempstead Turnpike
 Uniondale, NY 11553
 516.501.6700
 Fax: 516.501.6746
 www.newyorkislanders.com



2009-10 MEETINGS

Oct. 24 at N.Y. Islanders
 Oct. 30 at Washington
 Nov. 11 at Washington
 Jan. 26 at N.Y. Islanders

ALL-TIME SERIES HISTORY

TOTALS										HOME										AWAY									
YEAR	GP	W	L	T	OT	PTS	GF	GA		GP	W	L	T	OT	PTS	GF	GA			GP	W	L	T	OT	PTS	GF	GA		
74-75	4	0	4	0	-	0	3	22		2	0	2	0	-	0	0	12			2	0	2	0	-	0	3	10		
75-76	4	0	4	0	-	0	8	22		2	0	2	0	-	0	2	9			2	0	2	0	-	0	6	13		
76-77	4	0	1	3	-	3	8	9		2	0	0	2	-	2	4	4			2	0	1	1	-	1	4	5		
77-78	4	0	4	0	-	0	3	19		2	0	2	0	-	0	0	10			2	0	2	0	-	0	3	9		
78-79	4	1	3	0	-	2	11	18		2	1	1	0	-	2	8	8			2	0	2	0	-	0	3	10		
79-80	4	2	2	0	-	4	13	9		2	2	0	0	-	4	10	2			2	0	2	0	-	0	3	7		
80-81	4	0	4	0	-	0	10	17		2	0	2	0	-	0	5	7			2	0	2	0	-	0	5	10		
81-82	8	0	7	1	-	1	20	39		4	0	3	1	-	1	8	14			4	0	4	0	-	0	12	25		
82-83	7	2	4	1	-	5	20	32		3	1	1	1	-	3	7	11			4	1	3	0	-	2	13	21		
83-84	7	3	4	0	-	6	27	28		4	2	2	0	-	4	22	15			3	1	2	0	-	2	5	13		
84-85	7	4	3	0	-	8	27	26		3	2	1	0	-	4	10	10			4	2	2	0	-	4	17	16		
85-86	7	4	3	0	-	8	30	26		4	2	2	0	-	4	16	15			3	2	1	0	-	4	14	11		
86-87	7	3	2	2	-	8	18	23		3	1	0	2	-	4	7	6			4	2	2	0	-	4	11	17		
87-88	7	2	4	1	-	5	24	26		4	1	2	1	-	3	15	15			3	1	2	0	-	2	9	11		
88-89	7	4	3	0	-	8	29	27		3	3	0	0	-	6	14	10			4	1	3	0	-	2	15	17		
89-90	7	3	4	0	-	6	24	25		4	2	2	0	-	4	14	13			3	1	2	0	-	2	10	12		
90-91	7	7	0	0	-	14	30	17		3	3	0	0	-	6	12	9			4	4	0	0	-	8	18	8		
91-92	7	4	2	1	-	9	28	24		4	2	1	1	-	5	16	11			3	2	1	0	-	4	12	13		
92-93	7	4	3	0	-	8	23	18		3	0	3	0	-	0	6	11			4	4	0	0	-	8	17	7		
93-94	5	1	3	1	-	3	12	17		3	1	1	1	-	3	8	7			2	0	2	0	-	0	4	10		
94-95	4	4	0	0	-	8	20	14		2	2	0	0	-	4	11	7			2	2	0	0	-	4	9	7		
95-96	5	4	1	0	-	8	21	14		2	2	0	0	-	4	10	8			3	2	1	0	-	4	11	6		
96-97	5	1	4	0	-	2	7	14		3	1	2	0	-	2	6	6			2	0	2	0	-	0	1	8		
97-98	6	5	0	1	-	11	20	9		3	2	0	1	-	5	10	5			3	3	0	0	-	6	10	4		
98-99	4	4	0	0	-	8	16	8		2	2	0	0	-	4	9	4			2	2	0	0	-	4	7	4		
99-00	4	4	0	0	0	8	15	10		2	2	0	0	0	4	8	5			2	2	0	0	0	4	7	5		
00-01	4	3	0	1	0	7	13	7		2	1	0	1	0	3	5	4			2	2	0	0	0	4	8	3		
01-02	4	2	1	1	0	5	16	14		2	2	0	0	0	4	7	4			2	0	1	1	0	1	9	10		
02-03	4	4	0	0	0	8	12	5		2	2	0	0	0	4	7	3			2	2	0	0	0	4	5	2		
03-04	4	2	2	0	0	4	14	10		2	1	1	0	0	2	10	6			2	1	1	0	0	2	4	4		
05-06	4	1	3	-	0	2	11	17		2	1	1	-	0	2	8	7			2	0	2	-	0	0	3	10		
06-07	4	1	3	-	0	2	6	16		2	1	1	-	0	2	3	7			2	0	2	-	0	0	3	9		
07-08	4	1	1	-	2	4	8	12		2	0	1	-	1	1	4	8			2	1	0	-	1	3	4	4		
08-09	4	4	0	-	0	8	17	10		2	2	0	-	0	4	10	5			2	2	0	-	0	4	7	5		
Totals	178	84	79	13	2	183	564	604		89	44	33	11	1	100	292	278			89	40	46	2	1	83	272	326		

SERIES INFORMATION

	Overall	at Washington	at NY Islanders
All-Time Series (W-L-T-OT)	WSH leads, 84-79-13-2	WSH leads, 44-33-11-1	WSH trails, 40-46-2-1
Current Streak	4 WSH wins (12/4/08-4/1/09)	2 WSH wins (12/4/08-4/1/09)	2 WSH wins (12/16/08-1/19/09)
Last Washington Win	4/1/09 (5-3)	4/1/09 (5-3)	1/19/09 (2-1 ot)
Last New York Win	2/20/08 (3-2 so)	2/20/08 (3-2 so)	12/22/07 (3-2 ot)
Last Tie	11/27/01 (5-5)	10/21/00 (4-4)	11/27/01 (5-5)
Last Overtime Game	1/19/09 (W, 2-1 ot)	2/20/08 (L, 3-2)	1/19/09 (W, 2-1 ot)
Overtime Record	9-6-8	5-3-7	4-3-1
Last 10 Games (W-L-OT)	5-3-2	5-4-1	4-5-1
Longest Unbeaten Streak	22 (4/12/97-3/30/02)	15 (4/12/97-10/9/03)	10 (10/8/97-11/27/01)
Longest Winning Streak	11 (3/12/98-3/15/00)	6 (11/24/00-10/9/03)	9 (10/8/97-3/6/01)
Longest Winless Streak	19 (10/20/74-1/16/79)	9 (10/24/74-11/17/78)	19 (1/2/75-10/21/82)
Longest Losing Streak	9 (10/20/74-1/15/77)	4 (10/20/74-2/22/76)	13 (2/4/78-10/21/82)
Washington Shutouts (Last)	6 (2/7/03)	3 (2/7/03)	3 (4/13/98)
New York Shutouts (Last)	11 (4/8/06)	7 (3/2/97)	4 (4/8/06)
Last Washington Hat Trick	A. Oates (10/8/97)	P. Bondra (2/3/96)	A. Oates (10/8/97)
Last New York Hat Trick	M. Czerkawski (11/27/01)	D. King (1/1/92)	M. Czerkawski (11/27/01)
Most Washington Goals	8 (1/1/92)	8 (1/1/92)	7 (two times)
Most New York Goals	8 (four times)	8 (10/8/83)	8 (three times)



New York Islanders

WASHINGTON CAPITALS VS. NEW YORK ISLANDERS

CAPITALS WON SEASON SERIES, 4-0-0 • NY ISLANDERS 0-2-2

At WASHINGTON	CAPITALS	ISLANDERS	Attend.	Goaltenders	W Goal
4 Dec. 2008	5	2	18130	MACDONALD / JOHNSON	DONALD BRASHEAR
1 April 2009	5	3	18277	MACDONALD / THEODORE	MIKE GREEN
At NY ISLANDERS	CAPITALS	ISLANDERS	Attend.	Goaltenders	W Goal
16 Dec. 2008	5 (OT)	4	11655	MACDONALD / JOHNSON	ALEX OVECHKIN
19 Jan. 2009	2 (OT)	1	15221	DANIS / THEODORE	ALEX OVECHKIN

Goals by Period:	1st	2nd	3rd	OT	Total	Shots by Period:	1st	2nd	3rd	OT	Total
CAPITALS	5	4	6	2	17	CAPITALS	56	53	53	6	168
ISLANDERS	3	3	4	0	10	ISLANDERS	39	39	43	2	123

CAPITALS	GP	G	A	P +/-	PIM	PP	SH	GW	EN	S	Pctg	ISLANDERS	GP	G	A	P +/-	PIM	PP	SH	GW	EN	S	Pctg		
ALEX OVECHKIN	4	6	2	8	3	6	3	0	2	0	30	20.0	MARK STREIT	3	1	4	5	1	0	1	0	0	11	9.1	
MIKE GREEN	3	2	3	5	3	2	2	0	1	0	9	22.2	RICHARD PARK	4	2	2	4	1	2	1	0	0	0	11	18.2
NICKLAS BACKSTROM	4	2	3	5	3	4	0	0	0	2	7	28.6	KYLE OKPOSO	2	2	1	3	0	0	2	0	0	0	7	28.6
BROOKS LAICH	4	1	3	4	1	0	0	0	0	0	19	5.3	FRANS NIELSEN	2	1	2	3	-1	0	0	0	0	0	4	25.0
MILAN JURCINA	3	1	2	3	1	0	0	0	0	0	3	33.3	BILL GUERIN	3	0	3	3	-2	0	0	0	0	0	6	.0
ALEXANDER SEMIN	3	0	3	3	1	4	0	0	0	0	10	.0	TRENT HUNTER	2	1	1	2	1	0	0	0	0	0	6	16.7
ERIC FEHR	2	1	1	2	-2	4	1	0	0	0	5	20.0	ANDY SUTTON	2	1	1	2	2	6	0	0	0	0	2	50.0
DONALD BRASHEAR	3	1	1	2	2	0	0	0	1	0	4	25.0	DOUG WEIGHT	3	1	1	2	-4	0	1	0	0	0	12	8.3
VIKTOR KOZLOV	4	1	1	2	1	0	1	0	0	0	18	5.6	JON SIM	3	1	0	1	-1	0	0	0	0	0	6	16.7
SERGEI FEDOROV	2	0	2	2	1	4	0	0	0	0	5	.0	JEFF TAMBELLINI	3	0	1	1	-2	0	0	0	0	0	2	.0
KARL ALZNER	3	0	2	2	3	0	0	0	0	0	5	.0	JOE CALLAHAN	1	0	0	0	-1	0	0	0	0	0	0	.0
KEITH AUCOIN	2	1	0	1	1	0	0	0	0	0	3	33.3	MIKE COMRIE	1	0	0	0	0	0	0	0	0	0	1	.0
BOYD GORDON	3	1	0	1	1	0	0	0	0	0	4	25.0	DEAN MCAMMOND	1	0	0	0	0	0	0	0	0	0	0	.0
SAMI LEPISTO	1	0	1	1	-1	4	0	0	0	0	3	.0	KURTIS MCLEAN	1	0	0	0	0	0	0	0	0	0	2	.0
BRYAN HELMER	2	0	1	1	1	2	0	0	0	0	0	.0	JOEL RECHLICZ	1	0	0	0	0	9	0	0	0	0	0	.0
BRENT JOHNSON	2	0	1	1	0	0	0	0	0	0	0	.0	MIKE SILLINGER	1	0	0	0	-1	0	0	0	0	0	2	.0
DAVID STECKEL	3	0	1	1	2	2	0	0	0	0	3	.0	BEN WALTER	1	0	0	0	-1	0	0	0	0	0	1	.0
CHRIS CLARK	1	0	0	0	0	2	0	0	0	0	1	.0	SEAN BERGENHEIM	2	0	0	0	-2	2	0	0	0	0	0	.0
SEAN COLLINS	1	0	0	0	0	4	0	0	0	0	1	.0	CHRIS CAMPOLI	2	0	0	0	-2	0	0	0	0	0	1	.0
ALEXANDRE GIROUX	1	0	0	0	0	2	0	0	0	0	1	.0	MITCHELL FRITZ	2	0	0	0	-1	2	0	0	0	0	0	.0
BRIAN POTHIER	1	0	0	0	0	2	0	0	0	0	1	.0	BRUNO GERVAIS	2	0	0	0	-1	0	0	0	0	0	2	.0
TYLER SLOAN	1	0	0	0	1	0	0	0	0	0	1	.0	JACK HILLEN	2	0	0	0	-1	0	0	0	0	0	1	.0
JOHN ERSKINE	2	0	0	0	0	5	0	0	0	0	6	.0	RADEK MARTINEK	2	0	0	0	1	0	0	0	0	0	3	.0
TOM POTI	2	0	0	0	2	0	0	0	0	0	3	.0	FREDDY MEYER	2	0	0	0	-4	0	0	0	0	0	6	.0
JEFF SCHULTZ	2	0	0	0	1	5	0	0	0	0	3	.0	NATE THOMPSON	2	0	0	0	-1	0	0	0	0	0	0	.0
SHAONE MORRISONN	3	0	0	0	0	0	0	0	0	0	3	.0	BLAKE COMEAU	3	0	0	0	-1	4	0	0	0	0	6	.0
MATT BRADLEY	4	0	0	0	0	5	0	0	0	0	9	.0	ANDY HILBERT	3	0	0	0	-1	0	0	0	0	0	12	.0
TOMAS FLEISCHMANN	4	0	0	0	-1	2	0	0	0	0	6	.0	JOSH BAILEY	4	0	0	0	1	2	0	0	0	0	5	.0
MICHAEL NYLANDER	4	0	0	0	0	2	0	0	0	0	5	.0	TIM JACKMAN	4	0	0	0	0	14	0	0	0	0	6	.0
	GP	Min	GA	GAA	EN	SO	W	L	OT	Shots	Save %	THOMAS POCK	4	0	0	0	-1	2	0	0	0	0	3	.0	
JOSE THEODORE	2	122	4	1.97	0	0	2	0	0	55	.927	BRENDAN WITT	4	0	0	0	-5	6	0	0	0	0	5	.0	
BRENT JOHNSON	2	125	6	2.88	0	0	2	0	0	68	.912		GP	Min	GA	GAA	EN	SO	W	L	OT	Shots	Save %		

Power play: 7-15 46.7%

Penalty killing: 16-21 76.2%

JOEY MACDONALD	3	183	13	4.26	2	0	0	2	1	128	.898
YANN DANIS	1	62	2	1.94	0	0	0	0	1	38	.947

Power play: 5-21 23.8%

Penalty killing: 8-15 53.3%

New York Rangers

CLUB INFORMATION

Founded 1926-27
 Home Arena Madison Square Garden (18,200)
 Stanley Cups 4 (most recent, 1994)
 President & General Manager Glen Sather
 Head Coach John Tortorella
 Assistant Coaches Benoit Allaire, Mike Sullivan
 Director of Public Relations Brendan McIntyre
 Public Relations Coordinator Dino Ticinelli
 2008-09 Record 43-30-9 (95 points)
 2008-09 Finish 4th, Atlantic Division
 2008-09 Playoffs E. Conf. quarterfinals (def. by WSH, 4-3)

Madison Square Garden
 Two Pennsylvania Plaza
 New York, NY 10121
 212.465.6486
 Fax: 212.465.6494
 www.newyorkrangers.com



2009-10 MEETINGS

Oct. 8 at Washington
 Nov. 17 at N.Y. Rangers
 Feb. 4 at N.Y. Rangers
 March 6 at Washington

ALL-TIME SERIES HISTORY

TOTALS										HOME										AWAY									
YEAR	GP	W	L	T	OT	PTS	GF	GA		GP	W	L	T	OT	PTS	GF	GA			GP	W	L	T	OT	PTS	GF	GA		
74-75	4	1	2	1	-	3	19	23		2	1	0	1	-	3	13	10			2	0	2	0	-	0	6	13		
75-76	4	2	2	0	-	4	18	23		2	2	0	0	-	4	12	7			2	0	2	0	-	0	6	16		
76-77	4	2	2	0	-	4	17	16		2	1	1	0	-	2	9	7			2	1	1	0	-	2	8	9		
77-78	4	0	2	2	-	2	14	27		2	0	1	1	-	1	7	14			2	0	1	1	-	1	7	13		
78-79	4	1	1	2	-	4	17	18		2	1	0	1	-	3	7	3			2	0	1	1	-	1	10	15		
79-80	4	2	2	0	-	4	15	18		2	1	1	0	-	2	8	10			2	1	1	0	-	2	7	8		
80-81	4	2	2	0	-	4	21	17		2	2	0	0	-	4	15	5			2	0	2	0	-	0	6	12		
81-82	8	2	3	3	-	7	28	30		4	0	3	1	-	1	12	16			4	2	0	2	-	6	16	14		
82-83	7	3	3	1	-	7	26	28		3	1	1	1	-	3	9	11			4	2	2	0	-	4	17	17		
83-84	7	3	3	1	-	7	26	23		4	3	0	1	-	7	17	8			3	0	3	0	-	0	9	15		
84-85	7	5	2	0	-	10	32	21		3	2	1	0	-	4	16	9			4	3	1	0	-	6	16	12		
85-86	7	3	3	1	-	7	24	21		4	2	1	1	-	5	13	9			3	1	2	0	-	2	11	12		
86-87	7	3	4	0	-	6	27	27		3	1	2	0	-	2	12	11			4	2	2	0	-	4	15	16		
87-88	7	5	2	0	-	10	31	23		4	2	2	0	-	4	14	14			3	3	0	0	-	6	17	9		
88-89	7	2	3	2	-	6	15	25		3	1	1	1	-	3	7	8			4	1	2	1	-	3	8	17		
89-90	7	4	3	0	-	8	21	20		4	3	1	0	-	6	15	13			3	1	2	0	-	2	6	7		
90-91	7	2	4	1	-	5	23	28		3	1	2	0	-	2	8	12			4	1	2	1	-	3	15	16		
91-92	7	5	2	0	-	10	35	24		4	2	2	0	-	4	20	16			3	3	0	0	-	6	15	8		
92-93	9	5	4	0	-	10	32	28		5	3	2	0	-	6	18	17			4	2	2	0	-	4	14	11		
93-94	6	1	5	0	-	2	12	19		3	0	3	0	-	0	5	10			3	1	2	0	-	2	7	9		
94-95	4	2	2	0	-	4	16	13		2	2	0	0	-	4	8	3			2	0	2	0	-	0	8	10		
95-96	6	3	2	1	-	7	17	19		3	1	1	1	-	3	8	12			3	2	1	0	-	4	9	7		
96-97	5	3	2	0	-	6	13	12		3	2	1	0	-	4	8	7			2	1	1	0	-	2	5	5		
97-98	5	3	1	1	-	7	15	11		2	1	1	0	-	2	5	4			3	2	0	1	-	5	10	7		
98-99	5	2	2	1	-	5	12	11		3	1	2	0	-	2	8	9			2	1	0	1	-	3	4	2		
99-00	4	3	0	0	1	7	15	9		2	1	0	0	1	3	8	6			2	2	0	0	0	4	7	3		
00-01	4	1	3	0	0	2	13	17		2	1	1	0	0	2	8	8			2	0	2	0	0	0	5	9		
01-02	4	3	1	0	0	6	19	12		2	2	0	0	0	4	11	4			2	1	1	0	0	2	8	8		
02-03	4	2	0	1	1	6	12	7		2	1	0	0	1	3	8	4			2	1	0	1	0	3	4	3		
03-04	4	2	1	0	1	5	10	10		2	1	0	0	1	3	6	6			2	1	1	0	0	2	4	4		
05-06	4	2	1	-	1	5	14	11		2	2	0	-	0	4	8	3			2	0	1	-	1	1	6	8		
06-07	4	1	3	-	0	2	8	15		2	1	1	-	0	2	5	6			2	0	2	-	0	0	3	9		
07-08	4	2	2	-	0	4	9	11		2	2	0	-	0	4	8	6			2	0	2	-	0	0	1	5		
08-09	4	3	0	-	1	7	14	11		2	2	0	-	0	4	5	2			2	1	0	-	1	3	9	9		
Totals	182	85	74	18	5	193	640	628		92	49	31	9	3	110	341	290			90	36	43	9	2	83	299	338		

SERIES INFORMATION

All-Time Series (W-L-T-OT)
 Current Streak
 Last Washington Win
 Last New York Win
 Last Tie
 Last Overtime Game
 Overtime Record
 Last 10 Games (W-L-OT)
 Longest Unbeaten Streak
 Longest Winning Streak
 Longest Winless Streak
 Longest Losing Streak
 Washington Shutouts (Last)
 New York Shutouts (Last)
 Last Washington Hat Trick
 Last New York Hat Trick
 Most Washington Goals
 Most New York Goals

Overall

WSH leads, 85-74-18-5
 1 NYR win (2/11/09)
 1/3/09 (2-1)
 2/11/09 (5-4 so)
 1/4/03 (2-2)
 2/11/09 (L, 5-4 so)
 8-6-9
 5-4-1
 6 (12/23/88-12/23/89)
 5 (two times)
 5 (two times)
 4 (three times)
 5 (1/9/97)
 6 (11/1/07)
 P. Bondra (3/9/01)
 M. Messier (12/13/91)
 8 (four times)
 11 (two times)

at Washington

WSH leads, 49-31-9-3
 4 WSH wins (12/12/07-1/3/09)
 1/3/09 (2-1)
 2/10/07 (5-2)
 1/5/96 (4-4)
 2/10/08 (W, 3-2)
 3-4-4
 8-1-1
 5 (4/3/83-3/3/84)
 4 (12/12/07-1/3/09)
 6 (11/7/81-1/1/83)
 3 (two times)
 4 (1/9/97)
 4 (12/23/93)
 P. Bondra (3/9/01)
 M. Messier (12/13/91)
 8 (three times)
 11 (3/24/78)

at NY Rangers

WSH trails, 36-43-9-2
 1 NYR win (2/11/09)
 12/23/08 (5-4 ot)
 2/11/09 (5-4 so)
 1/4/03 (2-2)
 2/11/09 (L, 5-4 so)
 5-2-5
 2-6-2
 7 (12/29/97-3/23/00)
 4 (4/1/87-3/16/88)
 7 (3/5/04-11/1/07)
 7 (3/5/04-11/1/07)
 1 (4/14/93)
 2 (11/1/07)
 P. Bondra (1/8/98)
 J. Mullen (10/19/88)
 8 (3/16/88)
 11 (2/18/76)

New York Rangers

WASHINGTON CAPITALS VS. NEW YORK RANGERS

CAPITALS WON SEASON SERIES, 3-0-1 • NY RANGERS 1-2-1

At WASHINGTON	CAPITALS	RANGERS	Attend.	Goaltenders	W Goal
8 Nov. 2008	3	1	17948	LUNDQVIST / JOHNSON	TOM POTI
3 Jan. 2009	2	1	18277	VALIQUETTE / THEODORE	ALEX OVECHKIN
At NY RANGERS	CAPITALS	RANGERS	Attend.	Goaltenders	W Goal
23 Dec. 2008	5 (OT)	4	18200	LUNDQVIST / THEODORE & JOHNSON	SHAONE MORRISONN
11 Feb. 2009	4	5 (SO)	18200	LUNDQVIST / THEODORE	

Goals by Period:	1st	2nd	3rd	OT	Total	Shots by Period:	1st	2nd	3rd	OT	Total
CAPITALS	4	5	4	1	14	CAPITALS	42	49	30	4	125
RANGERS	4	5	1	0	11	RANGERS	31	39	38	3	111

CAPITALS	GP	G	A	P	+/-	PIM	PP	SH	GW	EN	S	Pctg	RANGERS	GP	G	A	P	+/-	PIM	PP	SH	GW	EN	S	Pctg
ALEX OVECHKIN	4	3	2	5	-1	2	0	1	1	0	30	10.0	RYAN CALLAHAN	4	3	1	4	2	2	0	0	0	0	16	18.8
NICKLAS BACKSTROM	4	0	5	5	-2	2	0	0	0	0	8	.0	NIGEL DAWES	4	0	3	3	2	2	0	0	0	0	3	.0
MIKE GREEN	3	3	0	3	4	8	1	0	0	0	8	37.5	CHRIS DRURY	4	0	3	3	1	0	0	0	0	0	6	.0
TOMAS FLEISCHMANN	3	2	1	3	2	0	1	0	0	0	9	22.2	BRANDON DUBINSKY	4	0	3	3	-1	2	0	0	0	0	9	.0
ALEXANDER SEMIN	2	1	2	3	1	17	0	0	0	1	2	50.0	SCOTT GOMEZ	4	0	3	3	-1	6	0	0	0	0	11	.0
VIKTOR KOZLOV	3	1	1	2	-2	0	1	0	0	0	6	16.7	MARKUS NASLUND	4	2	0	2	0	0	0	0	0	0	7	28.6
SHAONE MORRISONN	3	1	1	2	2	4	0	0	1	0	3	33.3	LAURI KORPIKOSKI	3	1	1	2	2	2	0	0	0	0	3	33.3
ERIC FEHR	4	1	1	2	2	2	0	0	0	0	7	14.3	NIKOLAI ZHERDEV	4	0	2	2	-2	2	0	0	0	0	8	.0
BROOKS LAICH	4	1	1	2	-2	0	1	0	0	0	7	14.3	PETR PRUCHA	2	1	0	1	0	0	0	0	0	0	3	33.3
MICHAEL NYLANDER	4	0	2	2	2	2	0	0	0	0	2	.0	AARON VOROS	3	1	0	1	-2	5	1	0	0	0	2	50.0
TOM POTI	2	1	0	1	2	2	0	0	1	0	1	100.0	PAUL MARA	4	1	0	1	2	2	0	0	0	0	4	25.0
SERGEI FEDOROV	1	0	1	1	3	0	0	0	0	0	4	.0	MICHAL ROZSIVAL	4	1	0	1	1	2	0	0	0	0	11	9.1
SEAN COLLINS	2	0	1	1	1	0	0	0	0	0	4	.0	DAN GIRARDI	4	0	1	1	-4	2	0	0	0	0	8	.0
KARL ALZNER	3	0	1	1	-7	0	0	0	0	0	2	.0	MARC STAAL	4	0	1	1	1	5	0	0	0	0	2	.0
JEFF SCHULTZ	3	0	1	1	3	0	0	0	0	0	2	.0	ERIK REITZ	1	0	0	0	0	0	0	0	0	0	0	.0
BOYD GORDON	4	0	1	1	-1	0	0	0	0	0	2	.0	DMITRI KALININ	3	0	0	0	1	2	0	0	0	0	1	.0
DAVID STECKEL	4	0	1	1	-3	2	0	0	0	0	5	.0	BLAIR BETTS	4	0	0	0	-1	2	0	0	0	0	5	.0
JAY BEAGLE	1	0	0	0	0	0	0	0	0	0	3	.0	COLTON ORR	4	0	0	0	-2	5	0	0	0	0	1	.0
CHRIS CLARK	1	0	0	0	0	5	0	0	0	0	1	.0	WADE REDDEN	4	0	0	0	-3	7	0	0	0	0	7	.0
JOHN ERSKINE	1	0	0	0	1	0	0	0	0	0	2	.0	FREDRIK SJOSTROM	4	0	0	0	-1	2	0	0	0	0	4	.0
ALEXANDRE GIROUX	1	0	0	0	0	0	0	0	0	0	3	.0													
ANDREW GORDON	1	0	0	0	0	0	0	0	0	0	1	.0													
BRYAN HELMER	1	0	0	0	1	0	0	0	0	0	2	.0													
TYLER SLOAN	2	0	0	0	1	2	0	0	0	0	1	.0													
DONALD BRASHEAR	3	0	0	0	1	5	0	0	0	0	1	.0													
MATT BRADLEY	4	0	0	0	1	7	0	0	0	0	6	.0													
MILAN JURCINA	4	0	0	0	-6	2	0	0	0	0	3	.0													

	GP	Min	GA	GAA	EN	SO	W	L	OT	Shots	Save %
JOSE THEODORE	3	177	9	3.05	0	0	2	0	1	79	.886
BRENT JOHNSON	2	69	1	.87	0	0	1	0	0	32	.969

Power play: 4-15 26.7% Penalty killing: 14-15 93.3%

	GP	Min	GA	GAA	EN	SO	W	L	OT	Shots	Save %
STEPHEN VALIQUETTE	1	59	2	2.03	0	0	0	1	0	31	.935
HENRIK LUNDQVIST	3	185	11	3.57	1	0	1	1	1	93	.882

Power play: 1-15 6.7%

Penalty killing: 11-15 73.3%

Ottawa Senators

CLUB INFORMATION

Founded 1992-93
 Home Arena Scotiabank Place (19,153)
 Stanley Cups none
 General Manager Bryan Murray
 Head Coach Cory Clouston
 Assistant Coach Greg Carvel
 Vice President of Communications Phil Legault
 2008-09 Record 36-35-11 (83 points)
 2008-09 Finish 4th, Northeast Division
 2008-09 Playoffs DNQ

Scotiabank Place
 1000 Palladium Drive
 Kanata, Ont. K2V 1A5
 613.599.0250
 Fax: 613.599.0358
 www.ottawasenators.com

2009-10 MEETINGS

Nov. 23 at Ottawa
 Jan. 7 at Washington
 Feb. 11 at Ottawa
 March 30 at Washington



ALL-TIME SERIES HISTORY

	TOTALS								HOME								AWAY							
YEAR	GP	W	L	T	OT	PTS	GF	GA	GP	W	L	T	OT	PTS	GF	GA	GP	W	L	T	OT	PTS	GF	GA
92-93	4	4	0	0	-	8	21	13	2	2	0	0	-	4	11	5	2	2	0	0	-	4	10	8
93-94	4	3	1	0	-	6	30	13	2	2	0	0	-	4	19	6	2	1	1	0	-	2	11	7
94-95	3	1	0	2	-	4	8	7	2	1	0	1	-	3	3	2	1	0	0	1	-	1	5	5
95-96	4	4	0	0	-	8	19	6	2	2	0	0	-	4	11	1	2	2	0	0	-	4	8	5
96-97	4	0	4	0	-	0	3	17	2	0	2	0	-	0	2	8	2	0	2	0	-	0	1	9
97-98	4	1	3	0	-	2	5	10	2	1	1	0	-	2	4	3	2	0	2	0	-	0	1	7
98-99	4	1	3	0	-	2	13	15	2	0	2	0	-	0	4	8	2	1	1	0	-	2	9	7
99-00	4	3	1	0	0	6	9	9	2	2	0	0	0	4	5	2	2	1	1	0	0	2	4	7
00-01	4	2	1	1	0	5	16	12	2	1	0	1	0	3	7	6	2	1	1	0	0	2	9	6
01-02	4	1	2	1	0	3	9	17	2	0	1	1	0	1	5	11	2	1	1	0	0	2	4	6
02-03	4	1	3	0	0	2	8	18	2	0	2	0	0	0	3	11	2	1	1	0	0	2	5	7
03-04	4	0	3	1	0	1	5	15	2	0	1	1	0	1	2	5	2	0	2	0	0	0	3	10
05-06	4	1	3	-	0	2	5	15	2	0	2	-	0	0	3	8	2	1	1	-	0	2	2	7
06-07	4	2	2	-	0	4	14	13	2	2	0	-	0	4	10	5	2	0	2	-	0	0	4	8
07-08	4	4	0	-	0	8	22	12	2	2	0	-	0	4	10	5	2	2	0	-	0	4	12	7
08-09	4	2	1	-	1	5	15	10	2	2	0	-	0	4	12	5	2	0	1	-	1	1	3	5
Totals	63	30	27	5	1	66	202	202	32	17	11	4	0	38	111	91	31	13	16	1	1	28	91	111

SERIES INFORMATION

All-Time Series (W-L-T-OT)

Current Streak
 Last Washington Win
 Last Ottawa Win
 Last Tie
 Last Overtime Game
 Overtime Record
 Last 10 Games (W-L-T-OT)
 Longest Unbeaten Streak
 Longest Winning Streak
 Longest Winless Streak
 Longest Losing Streak
 Washington Shutouts (Last)
 Ottawa Shutouts (Last)
 Last Washington Hat Trick
 Last Ottawa Hat Trick
 Most Washington Goals
 Most Ottawa Goals

Overall

WSH leads, 30-27-5-1
 1 WSH win (2/1/09)
 2/1/09 (7-4)
 1/20/09 (3-2)
 2/17/04 (1-1)
 11/4/08 (L, 2-1)
 2-1-5
 6-3-0-1
 8 (4/9/94-4/6/96)
 6 (10/16/92-12/17/93)
 8 (4/3/03-3/12/06)
 6 (11/27/96-12/27/97)
 5 (4/1/06)
 5 (4/5/02)
 A. Ovechkin (2/1/09)
 M. Fisher (12/29/07)
 11 (12/17/93)
 11 (11/13/01)

at Washington

WSH leads, 17-11-4-0
 6 WSH wins (11/6/06-2/1/09)
 2/1/09 (7-4)
 3/12/06 (5-2)
 2/17/04 (1-1)
 11/6/06 (W, 4-3)
 1-0-4
 6-3-1-0
 8 (10/16/92-3/29/96)
 6 (11/6/06-2/1/09)
 8 (11/1/01-3/12/04)
 3 (two times)
 4 (4/5/02)
 2 (4/5/02)
 A. Ovechkin (2/1/09)
 D. Alfredsson (11/13/01)
 11 (12/17/93)
 11 (11/13/01)

at Ottawa

WSH trails, 13-16-1-1
 2 OTT wins (11/4/08-1/20/09)
 12/29/07 (8-6)
 1/20/09 (3-2)
 2/23/95 (5-5)
 11/4/08 (L, 2-1)
 1-1-1
 3-6-0-1
 3 (two times)
 3 (12/7/92-12/4/93)
 4 (1/15/97-3/14/98)
 4 (1/15/97-3/14/98)
 1 (4/1/06)
 3 (4/4/00)
 A. Ovechkin (12/29/07) 4 goals
 M. Fisher (12/29/07)
 8 (two times)
 7 (3/2/06)

Ottawa Senators

WASHINGTON CAPITALS VS. OTTAWA SENATORS

CAPITALS WON SEASON SERIES, 2-1-1 • OTTAWA 2-2-0

At WASHINGTON	CAPITALS	SENATORS	Attend.	Goaltenders	W Goal
12 Dec. 2008	5	1	17973	AULD / JOHNSON	BROOKS LAICH
1 Feb. 2009	7	4	18277	AULD & ELLIOTT / JOHNSON	ALEXANDER SEMIN
At OTTAWA	CAPITALS	SENATORS	Attend.	Goaltenders	W Goal
4 Nov. 2008	1	2 (OT)	18485	AULD / JOHNSON	MIKE FISHER
20 Jan. 2009	2	3	20125	ELLIOTT / THEODORE	BRENDAN BELL

Goals by Period:	1st	2nd	3rd	OT	Total	Shots by Period:	1st	2nd	3rd	OT	Total
CAPITALS	3	9	3	0	15	CAPITALS	35	53	32	2	122
SENATORS	3	2	4	1	10	SENATORS	49	43	54	3	149

CAPITALS	GP	G	A	P	+/-	PIM	PP	SH	GW	EN	S	Pctg	SENATORS	GP	G	A	P	+/-	PIM	PP	SH	GW	EN	S	Pctg
MIKE GREEN	4	2	5	7	2	6	2	0	0	0	16	12.5	DANY HEATLEY	4	4	1	5	-4	6	3	0	0	0	13	30.8
SERGEI FEDOROV	4	1	6	7	2	8	0	0	0	0	5	20.0	DANIEL ALFREDSSON	4	2	2	4	-2	0	0	0	0	0	10	20.0
NICKLAS BACKSTROM	4	1	5	6	3	0	0	0	0	1	12	8.3	ANTOINE VERMETTE	4	1	3	4	1	2	0	0	0	0	9	11.1
ALEX OVECHKIN	4	5	0	5	1	6	3	0	0	0	23	21.7	MIKE FISHER	4	1	2	3	1	4	0	0	1	0	14	7.1
ALEXANDER SEMIN	4	2	2	4	3	6	0	0	1	0	12	16.7	NICK FOLIGNO	3	0	2	2	1	2	0	0	0	0	4	.0
TOMAS FLEISCHMANN	3	1	1	2	3	0	0	0	0	0	6	16.7	FILIP KUBA	4	0	2	2	-2	2	0	0	0	0	13	.0
BROOKS LAICH	4	1	1	2	0	2	0	0	1	0	9	11.1	BRENDAN BELL	1	1	0	1	0	0	1	0	1	0	4	25.0
ERIC FEHR	1	1	0	1	1	0	0	0	0	0	3	33.3	JESSE WINCHESTER	4	1	0	1	1	0	0	0	0	0	8	12.5
DAVID STECKEL	2	1	0	1	0	0	0	0	0	0	4	25.0	ANTON VOLCHENKOV	3	0	1	1	-3	0	0	0	0	0	3	.0
CHRIS CLARK	2	0	1	1	1	0	0	0	0	0	0	.0	CHRIS KELLY	4	0	1	1	-2	16	0	0	0	0	7	.0
MICHAEL NYLANDER	3	0	1	1	1	0	0	0	0	0	3	.0	CHRIS PHILLIPS	4	0	1	1	-2	4	0	0	0	0	9	.0
TOM POTI	3	0	1	1	0	0	0	0	0	0	2	.0	ALEXANDRE PICARD	4	0	1	1	0	2	0	0	0	0	7	.0
JEFF SCHULTZ	3	0	1	1	4	0	0	0	0	0	3	.0	JASON SPEZZA	4	0	1	1	-3	2	0	0	0	0	11	.0
MATT BRADLEY	4	0	1	1	0	0	0	0	0	0	5	.0	CODY BASS	1	0	0	0	0	0	0	0	0	0	0	.0
VIKTOR KOZLOV	4	0	1	1	1	0	0	0	0	0	7	.0	SHEAN DONOVAN	2	0	0	0	0	0	0	0	0	0	3	.0
ALEXANDRE GIROUX	1	0	0	0	0	4	0	0	0	0	3	.0	BRIAN LEE	2	0	0	0	-2	0	0	0	0	0	2	.0
BRYAN HELMER	1	0	0	0	0	0	0	0	0	0	0	.0	PETER REGIN	2	0	0	0	-1	0	0	0	0	0	2	.0
TYLER SLOAN	1	0	0	0	-1	0	0	0	0	0	1	.0	DEAN MCAMMOND	3	0	0	0	0	0	0	0	0	0	1	.0
KARL ALZNER	2	0	0	0	2	0	0	0	0	0	2	.0	CHRIS NEIL	3	0	0	0	-4	2	0	0	0	0	5	.0
JOHN ERSKINE	3	0	0	0	0	0	0	0	0	0	0	.0	JARKKO RUUTU	4	0	0	0	-3	4	0	0	0	0	10	.0
SHAONE MORRISONN	3	0	0	0	-3	2	0	0	0	0	1	.0	CHRISTOPH SCHUBERT	4	0	0	0	1	0	0	0	0	0	7	.0
DONALD BRASHEAR	4	0	0	0	-1	4	0	0	0	0	2	.0	JASON SMITH	4	0	0	0	0	2	0	0	0	0	7	.0
BOYD GORDON	4	0	0	0	-1	2	0	0	0	0	2	.0													
MILAN JURCINA	4	0	0	0	4	2	0	0	0	0	1	.0													
	GP	Min	GA	GAA	EN	SO	W	L	OT	Shots	Save	%		GP	Min	GA	GAA	EN	SO	W	L	OT	Shots	Save	%
JOSE THEODORE	1	59	3	3.05	0	0	0	1	0	34	.912		ALEXANDER AULD	3	161	8	2.98	1	0	1	2	0	74	.892	
BRENT JOHNSON	3	184	7	2.28	0	0	2	0	1	115	.939		BRIAN ELLIOTT	2	82	6	4.39	0	0	1	0	0	47	.872	
BRETT LEONHARDT	0	0	0	.00	0	0	0	0	0	0	.000														

Power play: 5-18 27.8 %

Penalty killing: 17-21 81.0 %

Power play: 4-21 19.0 %

Penalty killing: 13-18 72.2 %

Philadelphia Flyers

CLUB INFORMATION

Founded 1967-68
 Home Arena Wachovia Center (19,500)
 Stanley Cups 2 (most recent 1975)
 General Manager Paul Holmgren
 Head Coach John Stevens
 Assistant Coaches Jack McIlhargey, Joe Mullen, Craig Berube
 Senior Director of Communications Zack Hill
 Manager of Communications and New Media Kevin Kurz
 2008-09 Record 44-27-11 (99 points)
 2008-09 Finish 3rd, Atlantic Division
 2008-09 Playoffs E. Conf. quarterfinals (def. by PIT, 4-2)

Wachovia Center
 3601 South Broad Street
 Philadelphia, PA 19148
 215.465.4500
 Fax: 215.389.9403
 www.philadelphiaflyers.com



2009-10 MEETINGS

Oct. 6 at Philadelphia
 Oct. 27 at Washington
 Dec. 5 at Philadelphia
 Jan. 17 at Washington

ALL-TIME SERIES HISTORY

TOTALS										HOME										AWAY									
YEAR	GP	W	L	T	OT	PTS	GF	GA		GP	W	L	T	OT	PTS	GF	GA			GP	W	L	T	OT	PTS	GF	GA		
74-75	4	0	4	0	-	0	5	21		2	0	2	0	-	0	3	11			2	0	2	0	-	0	2	10		
75-76	4	0	3	1	-	1	16	28		2	0	1	1	-	1	10	12			2	0	2	0	-	0	6	16		
76-77	4	0	2	2	-	2	13	23		2	0	0	2	-	2	9	9			2	0	2	0	-	0	4	14		
77-78	4	0	4	0	-	0	4	17		2	0	2	0	-	0	2	9			2	0	2	0	-	0	2	8		
78-79	4	0	3	1	-	1	12	21		2	0	1	1	-	1	6	9			2	0	2	0	-	0	6	12		
79-80	4	0	2	2	-	2	13	18		2	0	0	2	-	2	7	7			2	0	2	0	-	0	6	11		
80-81	4	2	2	0	-	4	14	15		2	0	2	0	-	0	3	13			2	2	0	0	-	4	11	2		
81-82	8	4	3	1	-	9	34	33		4	2	1	1	-	5	24	16			4	2	2	0	-	4	10	17		
82-83	7	4	3	0	-	8	23	22		4	2	2	0	-	4	13	13			3	2	1	0	-	4	10	9		
83-84	7	4	3	0	-	8	30	24		3	2	1	0	-	4	14	9			4	2	2	0	-	4	16	15		
84-85	7	1	5	1	-	3	26	31		4	1	3	0	-	2	14	13			3	0	2	1	-	1	12	18		
85-86	7	2	5	0	-	4	17	25		3	2	1	0	-	4	13	11			4	0	4	0	-	0	4	14		
86-87	7	1	5	1	-	3	13	28		4	1	3	0	-	2	7	16			3	0	2	1	-	1	6	12		
87-88	7	4	2	1	-	9	19	15		3	2	1	0	-	4	8	6			4	2	1	1	-	5	11	9		
88-89	7	4	3	0	-	8	21	19		4	3	1	0	-	6	15	10			3	1	2	0	-	2	6	9		
89-90	7	5	1	1	-	11	26	17		3	2	1	0	-	4	14	8			4	3	0	1	-	7	12	9		
90-91	7	5	1	1	-	11	28	14		4	3	0	1	-	7	18	6			3	2	1	0	-	4	10	8		
91-92	7	3	4	0	-	6	30	27		3	2	1	0	-	4	18	14			4	1	3	0	-	2	12	13		
92-93	7	1	5	1	-	3	21	32		3	0	2	1	-	1	7	12			4	1	3	0	-	2	14	20		
93-94	6	4	1	1	-	9	20	14		2	0	1	1	-	1	3	7			4	4	0	0	-	8	17	7		
94-95	4	0	3	1	-	1	8	14		2	0	1	1	-	1	3	5			2	0	2	0	-	0	5	9		
95-96	5	2	2	1	-	5	12	11		3	2	0	1	-	5	8	4			2	0	2	0	-	0	4	7		
96-97	6	2	3	1	-	5	16	19		3	1	2	0	-	2	8	9			3	1	1	1	-	3	8	10		
97-98	5	2	2	1	-	5	14	12		2	1	0	1	-	3	6	3			3	1	2	0	-	2	8	9		
98-99	4	0	4	0	-	0	3	11		2	0	2	0	-	0	1	5			2	0	2	0	-	0	2	6		
99-00	4	2	2	0	0	4	10	11		2	2	0	0	0	4	7	4			2	0	2	0	0	0	3	7		
00-01	4	2	1	1	0	5	14	11		2	2	0	0	0	4	10	5			2	0	1	1	0	1	4	6		
01-02	4	0	4	0	0	0	4	18		2	0	2	0	0	0	1	7			2	0	2	0	0	0	3	11		
02-03	4	2	2	0	0	4	8	7		2	2	0	0	0	4	6	2			2	0	2	0	0	0	2	5		
03-04	4	1	3	0	0	2	6	14		2	1	1	0	0	2	3	5			2	0	2	0	0	0	3	9		
05-06	4	1	3	-	0	2	10	19		2	1	1	-	0	2	5	6			2	0	2	-	0	0	5	13		
06-07	4	4	0	-	0	8	20	9		2	2	0	-	0	4	10	3			2	2	0	-	0	4	10	6		
07-08	4	2	2	-	0	4	14	15		2	0	2	-	0	0	6	9			2	2	0	-	0	4	8	6		
08-09	4	2	2	-	0	4	7	13		2	1	1	-	0	2	4	5			2	1	1	-	0	2	3	8		
Totals	179	66	94	19	0	151	531	628		88	37	38	13	0	87	286	283			91	29	56	6	0	64	245	345		

SERIES INFORMATION

	Overall	at Washington	at Philadelphia
All-Time Series (W-L-T-OT)	WSH trails, 66-94-19-0	WSH trails, 37-38-13-0	WSH trails, 29-56-6-0
Current Streak	1 WSH win (3/12/09)	1 PHI win (2/24/09)	1 WSH win (3/12/09)
Last Washington Win	3/12/09 (2-1)	1/6/09 (2-1 so)	3/12/09 (2-1)
Last Philadelphia Win	2/24/09 (4-2)	2/24/09 (4-2)	12/20/08 (7-1)
Last Tie	10/29/00 (1-1)	10/31/97 (2-2)	10/29/00 (1-1)
Last Overtime Game	1/6/09 (W, 2-1 so)	1/6/09 (W, 2-1 so)	11/23/07 (W, 4-3)
Overtime Record	8-1-12	6-0-6	2-1-6
Last 10 Games (W-L-OT)	6-4-0	5-5-0	5-5-0
Longest Unbeaten Streak	8 (12/5/89-1/4/91)	7 (1/28/90-2/22/92)	5 (12/5/89-10/23/90)
Longest Winning Streak	5 (two times)	4 (two times)	4 (11/4/06-2/6/08)
Longest Winless Streak	25 (11/9/74-12/20/80)	15 (12/26/74-10/14/81)	16 (3/5/98-2/10/06)
Longest Losing Streak	6 (three times)	3 (four times)	12 (11/9/74-4/3/80)
Washington Shutouts (Last)	8 (1/30/00)	5 (1/30/00)	3 (3/28/91)
Philadelphia Shutouts (Last)	10 (11/15/01)	5 (10/30/01)	5 (11/15/01)
Last Washington Hat Trick	S. Konowalchuk (11/18/00)	P. Bondra (10/12/99)	S. Konowalchuk (11/18/00)
Last Philadelphia Hat Trick	S. Hartnell (12/20/08)	M. Recchi (10/20/01)	S. Hartnell (12/20/08)
Most Washington Goals	10 (11/21/81)	10 (11/21/81)	7 (1/8/84)
Most Philadelphia Goals	11 (4/1/76)	8 (1/4/81)	11 (4/1/76)

Philadelphia Flyers

WASHINGTON CAPITALS VS. PHILADELPHIA FLYERS

CAPITALS TIED SEASON SERIES, 2-2-0 • PHILADELPHIA 2-1-1

At WASHINGTON	CAPITALS	FLYERS	Attend.	Goaltenders	W Goal
6 Jan. 2009	2 (SO)	1	18277	BIRON / THEODORE	
24 Feb. 2009	2	4	18277	NIITYMAKI / THEODORE	JEFF CARTER
At PHILADELPHIA	CAPITALS	FLYERS	Attend.	Goaltenders	W Goal
20 Dec. 2008	1	7	19897	NIITYMAKI / THEODORE & JOHNSON	JEFF CARTER
12 March 2009	2	1	19728	BIRON / THEODORE	ALEX OVECHKIN

Goals by Period:	1st	2nd	3rd	OT	Total	Shots by Period:	1st	2nd	3rd	OT	Total
CAPITALS	3	2	1	0	7	CAPITALS	50	56	40	1	147
FLYERS	1	4	8	0	13	FLYERS	39	50	40	6	135

CAPITALS	GP	G	A	P	+/-	PIM	PP	SH	GW	EN	S	Pctg	FLYERS	GP	G	A	P	+/-	PIM	PP	SH	GW	EN	S	Pctg
ALEX OVECHKIN	4	2	2	4	-2	2	0	0	1	0	34	5.9	JEFF CARTER	4	3	4	7	6	0	0	1	2	0	21	14.3
NICKLAS BACKSTROM	4	2	1	3	-1	4	2	0	0	0	9	22.2	SCOTT HARTNELL	4	4	2	6	5	6	1	0	0	0	14	28.6
BROOKS LAICH	4	2	0	2	0	2	1	0	0	0	7	28.6	JOFFREY LUPUL	3	1	5	6	6	2	0	0	0	0	9	11.1
ALEXANDER SEMIN	3	0	2	2	0	4	0	0	0	0	10	.0	BRAYDON COBURN	4	1	2	3	-1	0	1	0	0	0	11	9.1
SERGEI FEDOROV	1	0	1	1	-1	0	0	0	0	0	3	.0	KIMMO TIMONEN	3	0	3	3	2	2	0	0	0	0	3	.0
TOMAS FLEISCHMANN	3	0	1	1	-3	0	0	0	0	0	5	.0	SIMON GAGNE	4	1	1	2	1	4	1	0	0	0	16	6.3
VIKTOR KOZLOV	3	0	1	1	-2	0	0	0	0	0	6	.0	MIKE KNUBLE	4	1	1	2	2	6	0	0	0	0	7	14.3
CHRIS CLARK	1	0	0	0	0	0	0	0	0	0	3	.0	MATTHEW CARLE	4	0	2	2	2	2	0	0	0	0	6	.0
KARL ALZNER	2	0	0	0	0	0	0	0	0	0	4	.0	MIKE RICHARDS	4	0	2	2	1	0	0	0	0	0	11	.0
SEAN COLLINS	2	0	0	0	1	0	0	0	0	0	2	.0	CLAUDE GIROUX	2	1	0	1	0	0	1	0	0	0	6	16.7
JOHN ERSKINE	2	0	0	0	0	2	0	0	0	0	2	.0	ARRON ASHAM	3	1	0	1	-1	14	0	0	0	0	2	50.0
ALEXANDRE GIROUX	2	0	0	0	-1	4	0	0	0	0	3	.0	GLEN METROPOLIT	2	0	1	1	1	0	0	0	0	0	1	.0
DONALD BRASHEAR	3	0	0	0	-1	28	0	0	0	0	1	.0	ANDREW ALBERTS	4	0	1	1	2	0	0	0	0	0	1	.0
TOM POTI	3	0	0	0	-1	0	0	0	0	0	2	.0	RILEY COTE	4	0	1	1	0	12	0	0	0	0	1	.0
JEFF SCHULTZ	3	0	0	0	-2	0	0	0	0	0	2	.0	DANIEL BRIERE	1	0	0	0	0	0	0	0	0	0	1	.0
MATT BRADLEY	4	0	0	0	-2	5	0	0	0	0	4	.0	DANIEL CARCILLO	1	0	0	0	0	0	0	0	0	0	3	.0
ERIC FEHR	4	0	0	0	-1	2	0	0	0	0	11	.0	LASSE KUKKONEN	1	0	0	0	0	0	0	0	0	0	0	.0
BOYD GORDON	4	0	0	0	-2	2	0	0	0	0	3	.0	ANDREAS NODL	1	0	0	0	0	0	0	0	0	0	0	.0
MIKE GREEN	4	0	0	0	-4	2	0	0	0	0	16	.0	JOSH GRATTON	2	0	0	0	0	7	0	0	0	0	3	.0
MILAN JURCINA	4	0	0	0	-3	2	0	0	0	0	6	.0	RYAN PARENT	2	0	0	0	2	0	0	0	0	0	2	.0
SHAONE MORRISONN	4	0	0	0	-2	4	0	0	0	0	3	.0	LUCA SBISA	2	0	0	0	1	4	0	0	0	0	1	.0
MICHAEL NYLANDER	4	0	0	0	-3	4	0	0	0	0	3	.0	RANDY JONES	3	0	0	0	1	2	0	0	0	0	3	.0
DAVID STECKEL	4	0	0	0	0	4	0	0	0	0	8	.0	SCOTTIE UPSHALL	3	0	0	0	-2	4	0	0	0	0	11	.0
JOSE THEODORE	4	0	0	0	0	2	0	0	0	0	0	.0	OSSI VAANANEN	3	0	0	0	3	2	0	0	0	0	0	.0
													DARROLL POWE	4	0	0	0	-2	0	0	0	0	0	2	.0
	GP	Min	GA	GAA	EN	SO	W	L	OT	Shots	Save	%													
JOSE THEODORE	4	205	10	2.93	0	0	2	1	0	122	.918			GP	Min	GA	GAA	EN	SO	W	L	OT	Shots	Save	%
BRENT JOHNSON	1	40	3	4.50	0	0	0	1	0	13	.769	MARTIN BIRON	2	124	3	1.45	0	0	0	1	1	64	.953		

Power play: 3-18 16.7%

Penalty killing: 17-21 81.0%

Power play: 4-21 19.0%

Penalty killing: 15-18 83.3%

Phoenix Coyotes

CLUB INFORMATION

Founded 1972-73 (WHA), 1979-80 (Winnipeg), 1996-97 (Phoenix)
 Home Arena Jobing.com Arena (17,799)
 Stanley Cups none
 General Manager and Executive Vice President Don Maloney
 Head Coach Wayne Gretzky
 Associate Coach Ulf Samuelsson
 Assistant Coach Doug Sulliman
 Director of Media Relations Sergey Kocharov
 Manager of Communications Rob Crean
 2008-09 Record 36-39-7 (79 points)
 2008-09 Finish 4th, Pacific Division
 2008-09 Playoffs DNQ

Jobing.com Arena
 9400 W. Maryland Ave.
 Glendale, AZ 85303
 623.463.8800
 Fax: 480.463.8810
 www.phoenixcoyotes.com



2009-10 MEETING

Jan. 23 at Washington

ALL-TIME SERIES HISTORY

	TOTALS									HOME									AWAY								
YEAR	GP	W	L	T	OT	PTS	GF	GA		GP	W	L	T	OT	PTS	GF	GA		GP	W	L	T	OT	PTS	GF	GA	
79-80	4	3	0	1	-	7	18	11		2	2	0	0	-	4	11	7		2	1	0	1	-	3	7	4	
80-81	4	3	0	1	-	7	17	11		2	2	0	0	-	4	8	4		2	1	0	1	-	3	9	7	
81-82	3	2	1	0	-	4	13	9		1	1	0	0	-	2	7	3		2	1	1	0	-	2	6	6	
82-83	3	1	0	2	-	4	12	7		2	1	0	1	-	3	9	4		1	0	0	1	-	1	3	3	
83-84	3	2	1	0	-	4	18	10		1	1	0	0	-	2	8	3		2	1	1	0	-	2	10	7	
84-85	3	1	2	0	-	2	14	14		2	1	1	0	-	2	11	9		1	0	1	0	-	0	3	5	
85-86	3	1	1	1	-	3	16	17		1	1	0	0	-	2	5	3		2	0	1	1	-	1	11	14	
86-87	3	1	1	1	-	3	11	10		2	1	1	0	-	2	8	7		1	0	0	1	-	1	3	3	
87-88	3	1	2	0	-	2	10	6		1	0	1	0	-	0	2	3		2	1	1	0	-	2	8	3	
88-89	3	2	1	0	-	4	14	9		2	2	0	0	-	4	12	6		1	0	1	0	-	0	2	3	
89-90	3	0	3	0	-	0	8	16		1	0	1	0	-	0	3	4		2	0	2	0	-	0	5	12	
90-91	3	2	1	0	-	4	7	6		2	1	1	0	-	2	5	5		1	1	0	0	-	2	2	1	
91-92	3	0	2	1	-	1	11	13		1	0	0	1	-	1	3	3		2	0	2	0	-	0	8	10	
92-93	2	1	1	0	-	2	10	12		1	1	0	0	-	2	8	6		1	0	1	0	-	0	2	6	
93-94	2	1	1	0	-	2	8	9		1	1	0	0	-	2	4	3		1	0	1	0	-	0	4	6	
94-95	Teams did not meet in 1994-95																										
95-96	2	1	0	1	-	3	7	2		1	0	0	1	-	1	1	1		1	1	0	0	-	2	6	1	
96-97	2	1	1	0	-	2	6	4		1	1	0	0	-	2	3	0		1	0	1	0	-	0	3	4	
97-98	2	1	0	1	-	3	5	4		1	1	0	0	-	2	2	1		1	0	0	1	-	1	3	3	
98-99	2	0	2	0	-	0	3	6		1	0	1	0	-	0	1	2		1	0	1	0	-	0	2	4	
99-00	2	1	0	1	0	3	5	4		1	1	0	0	0	2	3	2		1	0	0	1	0	1	2	2	
00-01	1	0	0	1	0	1	2	2		1	0	0	1	0	1	2	2		0	0	0	0	0	0	0	0	
01-02	2	0	1	1	0	1	4	7		1	0	0	1	0	1	2	2		1	0	1	0	0	0	2	5	
02-03	2	1	0	0	1	3	5	5		1	0	0	0	1	1	1	2		1	1	0	0	0	2	4	3	
03-04	1	0	1	0	0	0	0	3		1	0	1	0	0	0	0	3		0	0	0	0	0	0	0	0	
05-06	1	1	0	-	0	2	6	1		0	0	0	-	0	0	0	0		1	1	0	-	0	2	6	1	
06-07	1	0	1	-	0	0	2	3		1	0	1	-	0	0	2	3		0	0	0	-	0	0	0	0	
07-08	Teams did not meet in 2007-08																										
08-09	1	0	1	-	0	0	1	2		0	0	0	-	0	0	0	0		1	0	1	-	0	0	1	2	
Totals	64	27	24	12	1	67	233	203		32	18	8	5	1	42	121	88		32	9	16	7	0	25	112	115	

SERIES INFORMATION

	Overall	at Washington	at Phoenix
All-Time Series (W-L-T-OT)	WSH leads, 27-24-12-1	WSH leads, 18-8-5-1	WSH trails, 9-16-7-0
Current Streak	2 PHX wins (1/1/07-10/23/08)	3 PHX wins (1/1/03-1/1/07)	1 PHX win (10/23/08)
Last Washington Win	1/16/06 (6-1)	1/28/00 (3-2 OT)	1/16/06 (6-1)
Last Phoenix Win	10/23/08 (2-1)	1/1/07 (3-2)	10/23/08 (2-1)
Last Tie	11/2/01 (2-2)	11/2/01 (2-2)	10/23/99 (2-2)
Last Overtime Game	1/1/03 (L, 2-1)	1/1/03 (L, 2-1)	10/23/99 (T, 2-2)
Overtime Record	1-3-7	1-1-3	0-2-4
Last 10 Games (W-L-T-OT)	3-4-2-1	3-3-3-1	3-5-2-0
Longest Unbeaten Streak	9 (11/2/79-12/4/81)	8 (11/7/79-1/17/84)	4 (11/2/79-12/31/80)
Longest Winning Streak	4 (11/7/79-10/10/80)	5 (11/7/79-12/4/81)	2 (12/13/02-1/16/06)
Longest Winless Streak	4 (10/27/91-10/26/92)	4 (11/14/00-1/7/04)	6 (2/19/84-10/30/87)
Longest Losing Streak	3 (10/25/89-1/23/90)	2 (1/1/03-1/7/04)	4 (10/27/91-10/6/93)
Washington Shutouts (Last)	2 (1/3/97)	1 (1/3/97)	1 (2/19/88)
Phoenix Shutouts (Last)	2 (1/7/04)	1 (1/7/04)	1 (1/20/82)
Last Washington Hat Trick	S. Konowalchuk (12/10/95)	D. Maruk (12/4/81)	S. Konowalchuk (12/10/95)
Last Phoenix Hat Trick	D. Langkow (10/13/01)	T. Selanne (12/11/92)	D. Langkow (10/13/01)
Most Washington Goals	8 (two times)	8 (two times)	7 (two times)
Most Phoenix Goals	7 (three times)	7 (12/7/84)	7 (two times)

Phoenix Coyotes

WASHINGTON CAPITALS VS. PHOENIX COYOTES

CAPITALS LOST SEASON SERIES, 0-1-0 • PHOENIX 1-0-0

At PHOENIX
23 Oct. 2008

CAPITALS
1

COYOTES
2

Attend.
14722

Goaltenders
TELLQVIST / THEODORE

W Goal
PETER MUELLER

Goals by Period:	1st	2nd	3rd	OT	Total
CAPITALS	0	1	0	0	1
COYOTES	0	0	2	0	2

Shots by Period:	1st	2nd	3rd	OT	Total
CAPITALS	13	11	8	0	32
COYOTES	14	12	8	0	34

CAPITALS	GP	G	A	P	+/-	PIM	PP	SH	GW	EN	S	Pctg
BROOKS LAICH	1	1	0	1	-1	0	1	0	0	0	3	33.3
NICKLAS BACKSTROM	1	0	1	1	0	0	0	0	0	0	3	.0
ALEXANDER SEMIN	1	0	1	1	-1	0	0	0	0	0	2	.0
MATT BRADLEY	1	0	0	0	-1	0	0	0	0	0	2	.0
DONALD BRASHEAR	1	0	0	0	-1	0	0	0	0	0	0	.0
CHRIS CLARK	1	0	0	0	0	0	0	0	0	0	3	.0
SERGEI FEDOROV	1	0	0	0	0	4	0	0	0	0	3	.0
ERIC FEHR	1	0	0	0	0	0	0	0	0	0	0	.0
TOMAS FLEISCHMANN	1	0	0	0	0	0	0	0	0	0	1	.0
BOYD GORDON	1	0	0	0	0	0	0	0	0	0	1	.0
MIKE GREEN	1	0	0	0	0	0	0	0	0	0	5	.0
MILAN JURCINA	1	0	0	0	-1	0	0	0	0	0	0	.0
SHAONE MORRISONN	1	0	0	0	-1	2	0	0	0	0	0	.0
MICHAEL NYLANDER	1	0	0	0	-1	0	0	0	0	0	0	.0
ALEX OVECHKIN	1	0	0	0	0	0	0	0	0	0	7	.0
JEFF SCHULTZ	1	0	0	0	-1	2	0	0	0	0	0	.0
TYLER SLOAN	1	0	0	0	-1	0	0	0	0	0	0	.0
DAVID STECKEL	1	0	0	0	-1	0	0	0	0	0	2	.0

	GP	Min	GA	GAA	EN	SO	W	L	OT	Shots	Save %
JOSE THEODORE	1	59	2	2.03	0	0	0	1	0	34	.941

Power play: 1-4 25.0%

Penalty killing: 4-4 100.0%

COYOTES	GP	G	A	P	+/-	PIM	PP	SH	GW	EN	S	Pctg
MIKKEL BOEDKER	1	1	0	1	1	2	0	0	0	0	4	25.0
PETER MUELLER	1	1	0	1	1	0	0	0	1	0	2	50.0
MARTIN HANZAL	1	0	1	1	1	0	0	0	0	0	0	.0
OLLI JOKINEN	1	0	1	1	1	4	0	0	0	0	5	.0
KEITH YANDLE	1	0	1	1	1	2	0	0	0	0	1	.0
DANIEL CARCILLO	1	0	0	0	0	0	0	0	0	0	2	.0
SHANE DOAN	1	0	0	0	0	0	0	0	0	0	2	.0
TODD FEDORUK	1	0	0	0	1	0	0	0	0	0	2	.0
DAVID HALE	1	0	0	0	1	0	0	0	0	0	0	.0
ED JOVANOVSKEI	1	0	0	0	0	0	0	0	0	0	7	.0
BRIAN MCGRATTAN	1	0	0	0	0	0	0	0	0	0	1	.0
ZBYNEK MICHALEK	1	0	0	0	1	0	0	0	0	0	1	.0
DEREK MORRIS	1	0	0	0	0	0	0	0	0	0	1	.0
KEVIN PORTER	1	0	0	0	0	0	0	0	0	0	2	.0
KURT SAUER	1	0	0	0	1	0	0	0	0	0	0	.0
VIKTOR TIKHONOV	1	0	0	0	0	0	0	0	0	0	1	.0
KYLE TURRIS	1	0	0	0	0	0	0	0	0	0	1	.0
DANIEL WINNIK	1	0	0	0	1	0	0	0	0	0	2	.0

	GP	Min	GA	GAA	EN	SO	W	L	OT	Shots	Save %
MIKAEL TELLQVIST	1	60	1	1.00	0	0	1	0	0	32	.969

Power play: 0-4 .0%

Penalty killing: 3-4 75.0%

Pittsburgh Penguins

CLUB INFORMATION

Founded 1967-68
 Home Arena Mellon Arena (16,958)
 Stanley Cups 3 (most recent, 2009)
 Executive Vice President & General Manager Ray Shero
 Head Coach Dan Bylsma, Tony Granato
 Assistant Coaches Mike Yeo
 Director of Communications Jennifer Bullano
 Communications Coordinator Erik Heasley
 2008-09 Record 45-28-9 (99 points)
 2008-09 Finish 2nd, Atlantic Division
 2008-09 Playoffs Stanley Cup finals (def. DET, 4-3)

Mellon Arena
 66 Mario Lemieux Plaza
 Pittsburgh, PA 15219
 412.642.1300
 Fax: 412.542.1322
 www.pittsburghpenguins.com



2009-10 MEETINGS

Jan. 21 at Pittsburgh
 Feb. 7 at Washington
 March 25 at Washington
 April 6 at Pittsburgh

ALL-TIME SERIES HISTORY

TOTALS										HOME										AWAY									
YEAR	GP	W	L	T	OT	PTS	GF	GA		GP	W	L	T	OT	PTS	GF	GA			GP	W	L	T	OT	PTS	GF	GA		
74-75	6	1	5	0	-	2	13	36		3	1	2	0	-	2	10	13			3	0	3	0	-	0	3	23		
75-76	6	1	4	1	-	3	23	36		3	0	2	1	-	1	11	17			3	1	2	0	-	2	12	19		
76-77	6	4	1	1	-	9	22	16		3	2	0	1	-	5	12	8			3	2	1	0	-	4	10	8		
77-78	6	4	1	1	-	9	20	15		3	2	1	0	-	4	7	7			3	2	0	1	-	5	13	8		
78-79	8	3	4	1	-	7	28	32		4	2	2	0	-	4	17	18			4	1	2	1	-	3	11	14		
79-80	4	1	3	0	-	2	10	16		2	1	1	0	-	2	9	7			2	0	2	0	-	0	1	9		
80-81	4	1	2	1	-	3	14	18		2	0	2	0	-	0	7	13			2	1	0	1	-	3	7	5		
81-82	8	2	5	1	-	5	33	40		4	1	3	0	-	2	17	19			4	1	2	1	-	3	16	21		
82-83	7	5	1	1	-	11	36	23		4	3	0	1	-	7	22	13			3	2	1	0	-	4	14	10		
83-84	7	6	1	0	-	12	28	12		3	2	1	0	-	4	15	5			4	4	0	0	-	8	13	7		
84-85	7	6	0	1	-	13	44	20		4	4	0	0	-	8	29	9			3	2	0	1	-	5	15	11		
85-86	7	6	1	0	-	12	27	22		3	3	0	0	-	6	14	9			4	3	1	0	-	6	13	13		
86-87	7	3	4	0	-	6	26	30		4	3	1	0	-	6	15	13			3	0	3	0	-	0	11	17		
87-88	7	1	5	1	-	3	23	32		3	1	2	0	-	2	13	14			4	0	3	1	-	1	10	18		
88-89	7	3	4	0	-	6	35	31		4	2	2	0	-	4	19	13			3	1	2	0	-	2	16	18		
89-90	7	2	5	0	-	4	28	34		3	1	2	0	-	2	14	16			4	1	3	0	-	2	14	18		
90-91	7	2	4	1	-	5	26	29		4	1	2	1	-	3	19	22			3	1	2	0	-	2	7	7		
91-92	7	5	2	0	-	10	35	21		4	3	1	0	-	6	19	15			3	2	1	0	-	4	16	6		
92-93	7	1	5	1	-	3	22	32		4	1	2	1	-	3	11	14			3	0	3	0	-	0	11	18		
93-94	4	2	1	1	-	5	18	14		2	1	0	1	-	3	11	7			2	1	1	0	-	2	7	7		
94-95	4	2	2	0	-	4	11	10		2	1	1	0	-	2	8	6			2	1	1	0	-	2	3	4		
95-96	4	1	3	0	-	2	8	12		2	1	1	0	-	2	6	5			2	0	2	0	-	0	2	7		
96-97	4	1	3	0	-	2	11	14		2	1	1	0	-	2	7	7			2	0	2	0	-	0	4	7		
97-98	4	1	1	2	-	4	9	9		2	0	1	1	-	1	3	6			2	1	0	1	-	3	6	3		
98-99	4	2	2	0	-	4	12	17		2	2	0	0	-	4	9	7			2	0	2	0	-	0	3	10		
99-00	4	1	2	0	1	3	8	12		2	1	0	0	1	3	6	6			2	0	2	0	0	0	2	6		
00-01	4	2	2	0	0	4	13	14		2	1	1	0	0	2	7	8			2	1	1	0	0	2	6	6		
01-02	4	0	2	2	0	2	11	16		2	0	0	2	0	2	6	6			2	0	2	0	0	0	5	10		
02-03	4	3	1	0	0	6	13	8		2	2	0	0	0	4	7	4			2	1	1	0	0	2	6	4		
03-04	4	2	2	0	0	4	12	13		2	2	0	0	0	4	8	5			2	0	2	0	0	0	4	8		
05-06	4	1	3	-	0	2	14	22		2	1	1	-	0	2	9	9			2	0	2	-	0	0	5	13		
06-07	4	0	3	-	1	1	9	13		2	0	1	-	1	1	7	8			2	0	2	-	0	0	2	5		
07-08	4	1	2	-	1	3	12	15		2	0	2	-	0	0	3	6			2	1	0	-	1	3	9	9		
08-09	4	3	0	-	1	7	18	12		2	1	0	-	1	3	8	6			2	2	0	-	0	4	10	6		
Totals	185	79	86	16	4	178	672	696		94	47	35	9	3	106	385	341			91	32	51	7	1	72	287	355		

SERIES INFORMATION

All-Time Series (W-L-T-OT)

Current Streak
 Last Washington Win
 Last Pittsburgh Win
 Last Tie
 Last Overtime Game
 Overtime Record
 Last 10 Games (W-L-OT)
 Longest Unbeaten Streak
 Longest Winning Streak
 Longest Winless Streak
 Longest Losing Streak
 Washington Shutouts (Last)
 Pittsburgh Shutouts (Last)
 Last Washington Hat Trick
 Last Pittsburgh Hat Trick
 Most Washington Goals
 Most Pittsburgh Goals

Overall

WSH trails, 79-86-16-4
 1 PIT win (3/8/09)
 2/22/09 (5-2)
 3/8/09 (4-3 so)
 12/22/01 (4-4)
 3/8/09 (L, 4-3 so)
 4-9-9
 4-4-2
 15 (10/25/83-11/20/85)
 9 (12/2/84-11/20/85)
 8 (11/28/92-11/26/93)
 7 (2/2/88-11/30/98)
 4 (10/29/91)
 7 (2/3/07)
 J. Juneau (11/1/96)
 M. Straka (1/8/01)
 9 (two times)
 12 (3/15/75)

at Washington

WSH leads, 47-35-9-3
 1 PIT win (3/8/09)
 2/22/09 (5-2)
 3/8/09 (4-3 so)
 12/22/01 (4-4)
 3/8/09 (L, 4-3 so)
 2-5-6
 4-4-2
 9 (3/1/84-4/1/86)
 9 (3/1/84-4/1/86)
 4 (two times)
 4 (12/11/06-3/9/08)
 2 (1/2/89)
 2 (10/14/83)
 J. Juneau (11/1/96)
 M. Straka (1/8/01)
 9 (two times)
 7 (eight times)

at Pittsburgh

WSH trails, 32-51-7-1
 3 WSH wins (1/21/08-2/22/09)
 1/14/09 (6-3)
 12/27/07 (4-3 ot)
 2/4/98 (2-2)
 1/21/08 (W, 6-5 so)
 2-4-3
 3-6-1
 11 (12/18/82-11/20/85)
 6 (12/18/82-3/5/84)
 9 (10/9/86-11/30/88)
 7 (3/16/04-12/27/07)
 2 (10/29/91)
 5 (2/3/07)
 R. Burridge (3/15/94)
 M. Lemieux (3/18/93)
 8 (10/29/91)
 12 (3/15/75)

Pittsburgh Penguins

WASHINGTON CAPITALS VS. PITTSBURGH PENGUINS

CAPITALS WON SEASON SERIES, 3-0-1 • PITTSBURGH 1-3-0

At WASHINGTON	CAPITALS	PENGUINS	Attend.	Goaltenders	W Goal
22 Feb. 2009	5	2	18277	GARON & FLEURY / THEODORE	SERGEI FEDOROV
8 March 2009	3	4 (SO)	18277	FLEURY / THEODORE	
At PITTSBURGH	CAPITALS	PENGUINS	Attend.	Goaltenders	W Goal
16 Oct. 2008	4	3	17030	FLEURY / THEODORE	BOYD GORDON
14 Jan. 2009	6	3	16975	FLEURY / THEODORE	TOMAS FLEISCHMANN

Goals by Period:	1st	2nd	3rd	OT	Total	Shots by Period:	1st	2nd	3rd	OT	Total
CAPITALS	3	6	9	0	18	CAPITALS	37	40	59	2	138
PENGUINS	5	5	1	0	12	PENGUINS	38	32	38	2	110

CAPITALS	GP	G	A	P	+/-	PIM	PP	SH	GW	EN	S	Pctg	PENGUINS	GP	G	A	P	+/-	PIM	PP	SH	GW	EN	S	Pctg
ALEXANDER SEMIN	4	4	3	7	5	6	1	0	0	0	15	26.7	SIDNEY CROSBY	4	1	6	7	-5	0	0	0	0	0	13	7.7
ALEX OVECHKIN	4	4	2	6	3	0	3	0	0	0	31	12.9	EVGENI MALKIN	4	2	3	5	-6	8	2	0	0	0	25	8.0
BROOKS LAICH	4	2	4	6	2	0	0	0	0	0	11	18.2	MIROSLAV SATAN	3	2	2	4	-2	0	1	0	0	0	4	50.0
NICKLAS BACKSTROM	4	0	6	6	2	4	0	0	0	0	5	.0	BILL GUERIN	1	1	2	3	1	0	0	0	0	0	1	100.0
TOMAS FLEISCHMANN	4	2	2	4	3	0	1	0	1	0	11	18.2	SERGEI GONCHAR	2	2	0	2	0	4	2	0	0	0	7	28.6
SERGEI FEDOROV	4	1	3	4	4	2	0	0	1	0	8	12.5	MAXIME TALBOT	4	1	1	2	2	2	0	0	0	0	8	12.5
MIKE GREEN	4	0	4	4	4	4	0	0	0	0	15	.0	KRIS LETANG	3	0	2	2	-4	2	0	0	0	0	1	.0
ERIC FEHR	4	0	3	3	1	0	0	0	0	0	4	.0	ALEX GOLIGOSKI	2	1	0	1	0	0	1	0	0	0	3	33.3
MICHAEL NYLANDER	3	1	1	2	1	0	0	0	0	0	4	25.0	RYAN WHITNEY	2	1	0	1	-3	2	0	0	0	0	4	25.0
VIKTOR KOZLOV	2	1	0	1	2	0	0	0	0	0	9	11.1	DUSTIN JEFFREY	1	0	1	1	1	0	0	0	0	0	2	.0
BOYD GORDON	3	1	0	1	0	2	0	0	1	0	3	33.3	CHRIS KUNITZ	1	0	1	1	1	2	0	0	0	0	2	.0
SHAONE MORRISONN	3	1	0	1	4	8	0	0	0	0	3	33.3	MARK EATON	3	0	1	1	-1	0	0	0	0	0	3	.0
JEFF SCHULTZ	4	1	0	1	4	2	0	1	0	1	2	50.0	PETR SYKORA	3	0	1	1	-2	2	0	0	0	0	7	.0
TOM POTI	3	0	1	1	1	4	0	0	0	0	2	.0	TYLER KENNEDY	4	0	1	1	-1	2	0	0	0	0	4	.0
DAVID STECKEL	4	0	1	1	2	2	0	0	0	0	6	.0	BROOKS ORPIK	4	0	1	1	-2	8	0	0	0	0	2	.0
KARL ALZNER	1	0	0	0	-1	0	0	0	0	0	0	.0	CRAIG ADAMS	1	0	0	0	0	0	0	0	0	0	0	.0
CHRIS CLARK	1	0	0	0	0	0	0	0	0	0	0	.0	MIKE ZIGOMANIS	1	0	0	0	-1	0	0	0	0	0	1	.0
BRYAN HELMER	1	0	0	0	-2	0	0	0	0	0	0	.0	PAUL BISSONNETTE	2	0	0	0	0	5	0	0	0	0	1	.0
DONALD BRASHEAR	3	0	0	0	0	8	0	0	0	0	2	.0	CHRIS MINARD	2	0	0	0	0	0	0	0	0	0	1	.0
MATT BRADLEY	4	0	0	0	0	7	0	0	0	0	2	.0	MATT COOKE	3	0	0	0	-2	4	0	0	0	0	2	.0
JOHN ERSKINE	4	0	0	0	3	4	0	0	0	0	2	.0	PASCAL DUPUIS	3	0	0	0	-4	0	0	0	0	0	2	.0
MILAN JURCINA	4	0	0	0	2	4	0	0	0	0	3	.0	RUSLAN FEDOTENKO	3	0	0	0	-3	0	0	0	0	0	6	.0
JOSE THEODORE	4	0	0	0	0	2	0	0	0	0	0	.0	HAL GILL	4	0	0	0	-4	4	0	0	0	0	1	.0
	GP	Min	GA	GAA	EN	SO	W	L	OT	Shots	Save	%	ERIC GODARD	4	0	0	0	0	2	0	0	0	0	1	.0
JOSE THEODORE	4	244	11	2.70	0	0	3	0	1	110	.900		ROBERT SCUDERI	4	0	0	0	-2	0	0	0	0	0	2	.0
													JORDAN STAAL	4	0	0	0	-4	2	0	0	0	0	7	.0

Power play: 5-17 29.4%

Penalty killing: 18-24 75.0%

	GP	Min	GA	GAA	EN	SO	W	L	OT	Shots	Save	%
MARC-ANDRE FLEURY	4	216	17	4.72	1	0	1	3	0	123	.862	
MATHIEU GARON	1	27	0	.00	0	0	0	0	0	14	1.000	

Power play: 6-24 25.0%

Penalty killing: 12-17 70.6%

St. Louis Blues

CLUB INFORMATION

Founded 1967-68
 Home Arena Scottrade Center (19,022)
 Stanley Cups none
 Senior Vice President & General Manager Larry Pleau
 Head Coach Andy Murray
 Assistant Coaches Ray Bennett, Brad Shaw, Rick Wamsley
 Vice President of Public Relations, Team Services Mike Caruso
 Assistant Director of Public Relations, Team Services Rich Jankowski
 2008-09 Record 41-31-10 (92 points)
 2008-09 Finish 3rd, Central Division
 2008-09 Playoffs W. Conf. quarterfinals (def. by VAN, 4-0)

Scottrade Center
 1401 Clark Ave.
 St. Louis, MO 63103
 314.622.2500
 Fax: 314.622.2533
 www.stlouisblues.com



2009-10 MEETING

Feb. 13 at St. Louis

ALL-TIME SERIES HISTORY

	TOTALS								HOME								AWAY									
YEAR	GP	W	L	T	OT	PTS	GF	GA	GP	W	L	T	OT	PTS	GF	GA	GP	W	L	T	OT	PTS	GF	GA		
74-75	4	0	4	0	-	0	6	25	2	0	2	0	-	0	3	10	2	0	2	0	-	0	3	15		
75-76	4	0	4	0	-	0	7	20	2	0	2	0	-	0	3	7	2	0	2	0	-	0	4	13		
76-77	4	3	1	0	-	6	14	10	2	2	0	0	-	4	8	4	2	1	1	0	-	2	6	6		
77-78	4	1	1	2	-	4	9	9	2	1	1	0	-	2	4	4	2	0	0	2	-	2	5	5		
78-79	4	2	2	0	-	4	14	16	2	1	1	0	-	2	8	8	2	1	1	0	-	2	6	8		
79-80	4	2	2	0	-	4	14	18	2	2	0	0	-	4	11	7	2	0	2	0	-	0	3	11		
80-81	4	0	2	2	-	2	12	16	2	0	1	1	-	1	5	6	2	0	1	1	-	1	7	10		
81-82	3	2	1	0	-	4	21	12	2	2	0	0	-	4	17	5	1	0	1	0	-	0	4	7		
82-83	3	1	1	1	-	3	12	12	1	0	1	0	-	0	3	4	2	1	0	1	-	3	9	8		
83-84	3	2	1	0	-	4	12	8	2	1	1	0	-	2	8	6	1	1	0	0	-	2	4	2		
84-85	3	2	0	1	-	5	14	10	1	1	0	0	-	2	7	5	2	1	0	1	-	3	7	5		
85-86	3	3	0	0	-	6	14	9	2	2	0	0	-	4	9	5	1	1	0	0	-	2	5	4		
86-87	3	2	0	1	-	5	14	10	1	1	0	0	-	2	5	3	2	1	0	1	-	3	9	7		
87-88	3	0	2	1	-	1	5	9	2	0	1	1	-	1	4	6	1	0	1	0	-	0	1	3		
88-89	3	2	0	1	-	5	13	10	1	1	0	0	-	2	4	3	2	1	0	1	-	3	9	7		
89-90	3	0	2	1	-	1	2	6	2	0	1	1	-	1	2	5	1	0	1	0	-	0	0	1		
90-91	3	0	2	1	-	1	7	12	1	0	1	0	-	0	1	2	2	0	1	1	-	1	6	10		
91-92	3	2	1	0	-	4	15	12	1	1	0	0	-	2	6	4	2	1	1	0	-	2	9	8		
92-93	2	2	0	0	-	4	15	8	1	1	0	0	-	2	5	2	1	1	0	0	-	2	10	6		
93-94	2	2	0	0	-	4	9	5	1	1	0	0	-	2	5	2	1	1	0	0	-	2	4	3		
94-95	Teams did not meet in 1994-95																									
95-96	2	2	0	0	-	4	7	2	1	1	0	0	-	2	4	1	1	1	0	0	-	2	3	1		
96-97	2	2	0	0	-	4	9	6	1	1	0	0	-	2	3	2	1	1	0	0	-	2	6	4		
97-98	2	1	1	0	-	2	6	7	1	1	0	0	-	2	4	2	1	0	1	0	-	0	2	5		
98-99	2	0	2	0	-	0	4	8	1	0	1	0	-	0	2	4	1	0	1	0	-	0	2	4		
99-00	2	0	1	1	0	1	2	3	1	0	0	1	0	1	1	1	1	0	1	0	0	0	1	2		
00-01	1	0	1	0	0	0	0	2	0	0	0	0	0	0	0	0	1	0	1	0	0	0	0	2		
01-02	2	0	2	0	0	0	2	8	1	0	1	0	0	0	1	4	1	0	1	0	0	0	1	4		
02-03	1	0	1	0	0	0	3	5	1	0	1	0	0	0	3	5	0	0	0	0	0	0	0	0		
03-04	1	0	1	0	0	0	1	4	0	0	0	0	0	0	0	0	1	0	1	0	0	0	1	4		
05-06	1	1	0	-	0	2	5	4	1	1	0	-	0	2	5	4	0	0	0	-	0	0	0	0		
06-07	Teams did not meet in 2006-07																									
07-08	1	0	1	-	0	0	3	4	0	0	0	-	0	0	0	0	1	0	1	-	0	0	3	4		
08-09	1	1	0	-	0	2	4	2	1	1	0	-	0	2	4	2	0	0	0	-	0	0	0	0		
Totals	83	35	36	12	0	82	275	292	41	22	15	4	0	48	145	123	42	13	21	8	0	34	130	169		

SERIES INFORMATION

All-Time Series (W-L-T-OT)
 Current Streak
 Last Washington Win
 Last St. Louis Win
 Last Tie
 Last Overtime Game
 Overtime Record
 Last 10 Games (W-L-T-OT)
 Longest Unbeaten Streak
 Longest Winning Streak
 Longest Winless Streak
 Longest Losing Streak
 Washington Shutouts (Last)
 St. Louis Shutouts (Last)
 Last Washington Hat Trick
 Last St. Louis Hat Trick
 Most Washington Goals
 Most St. Louis Goals

Overall

WSH trails, 35-36-12-0
 1 WSH win (12/18/08)
 12/18/08 (4-2)
 10/27/07 (4-3)
 1/1/00 (1-1)
 1/19/06 (W, 5-4 so)
 2-0-7
 2-7-1-0
 11 (3/25/84 - 12/20/87)
 9 (3/17/92 - 3/25/97)
 9 (11/28/98-10/18/03)
 8 (12/7/74 - 2/13/76)
 none
 3 (11/2/00)
 D. Khristich (2/11/93)
 B. Hull (2/27/92)
 10 (2/11/93)
 9 (11/15/75)

at Washington

WSH leads, 22-15-4-0
 2 WSH wins (1/19/06-12/18/08)
 12/18/08 (4-2)
 1/28/03 (5-3)
 1/1/00 (1-1)
 1/19/06 (W, 5-4 so)
 2-0-3
 6-3-1-0
 6 (3/17/92 - 12/29/97)
 6 (3/17/92 - 12/29/97)
 4 (two times)
 4 (12/8/74-2/13/76)
 none
 1 (2/13/76)
 M. Gartner (10/29/85)
 none
 9 (2/25/82)
 7 (2/23/75)

at St. Louis

WSH trails, 13-21-8-0
 7 STL wins (10/25/97-10/27/07)
 10/26/96 (6-4)
 10/27/07 (4-3)
 12/20/90 (3-3)
 12/20/90 (T, 3-3)
 0-0-4
 3-7-0-0
 9 (10/30/82-3/14/87)
 4 (2/11/93-10/26/96)
 7 (10/25/97-10/27/08)
 7 (10/25/97-10/27/08)
 none
 2 (11/2/00)
 D. Khristich (2/11/93)
 B. Hull (2/27/92)
 10 (2/11/93)
 9 (11/15/75)



St. Louis Blues

WASHINGTON CAPITALS VS. ST. LOUIS BLUES

CAPITALS WON SEASON SERIES, 1-0-0 • ST. LOUIS 0-1-0

At WASHINGTON

18 Dec. 2008

CAPITALS

4

BLUES

2

Attend.

18277

Goaltenders

BISHOP / VARLAMOV

W Goal

TOMAS FLEISCHMANN

Goals by Period:	1st	2nd	3rd	OT	Total
CAPITALS	1	2	1	0	4
BLUES	0	1	1	0	2

Shots by Period:	1st	2nd	3rd	OT	Total
CAPITALS	11	14	4	0	29
BLUES	11	9	11	0	31

CAPITALS	GP	G	A	P	+/-	PIM	PP	SH	GW	EN	S	Pctg
VIKTOR KOZLOV	1	2	1	3	1	0	0	0	0	0	4	50.0
TOMAS FLEISCHMANN	1	1	0	1	1	0	0	0	1	0	2	50.0
ALEX OVECHKIN	1	1	0	1	0	0	1	0	0	0	7	14.3
NICKLAS BACKSTROM	1	0	1	1	0	2	0	0	0	0	0	.0
ERIC FEHR	1	0	1	1	1	2	0	0	0	0	0	.0
BOYD GORDON	1	0	1	1	1	0	0	0	0	0	3	.0
TOM POTI	1	0	1	1	0	0	0	0	0	0	2	.0
ALEXANDER SEMIN	1	0	1	1	0	0	0	0	0	0	1	.0
DAVID STECKEL	1	0	1	1	1	0	0	0	0	0	3	.0
KARL ALZNER	1	0	0	0	2	0	0	0	0	0	0	.0
MATT BRADLEY	1	0	0	0	0	0	0	0	0	0	1	.0
DONALD BRASHEAR	1	0	0	0	1	0	0	0	0	0	1	.0
SEAN COLLINS	1	0	0	0	1	0	0	0	0	0	1	.0
MIKE GREEN	1	0	0	0	0	0	0	0	0	0	1	.0
MILAN JURCINA	1	0	0	0	1	0	0	0	0	0	0	.0
BROOKS LAICH	1	0	0	0	0	0	0	0	0	0	3	.0
SHAONE MORRISONN	1	0	0	0	0	0	0	0	0	0	0	.0
MICHAEL NYLANDER	1	0	0	0	0	2	0	0	0	0	0	.0
SIMEON VARLAMOV	1	0	0	0	0	2	0	0	0	0	0	.0

	GP	Min	GA	GAA	EN	SO	W	L	OT	Shots	Save %
SEMYON VARLAMOV	1	60	2	2.00	0	0	1	0	0	31	.935

Power play: 1-5 20.0%

Penalty killing: 4-5 80.0%

BLUES	GP	G	A	P	+/-	PIM	PP	SH	GW	EN	S	Pctg
DAVID BACKES	1	1	0	1	-1	2	0	0	0	0	5	20.0
BRAD WINCHESTER	1	1	0	1	-1	0	1	0	0	0	1	100.0
CARLO COLAIACOVO	1	0	1	1	-1	0	0	0	0	0	1	.0
BARRET JACKMAN	1	0	1	1	-1	0	0	0	0	0	2	.0
JAY MCCLEMENT	1	0	1	1	1	0	0	0	0	0	2	.0
ALEXANDER STEEN	1	0	1	1	1	0	0	0	0	0	4	.0
PATRIK BERGLUND	1	0	0	0	0	0	0	0	0	0	0	.0
BRAD BOYES	1	0	0	0	-3	0	0	0	0	0	2	.0
BRANDON CROMBEEN	1	0	0	0	0	0	0	0	0	0	3	.0
DAN HINOTE	1	0	0	0	-2	0	0	0	0	0	2	.0
JONAS JUNLAND	1	0	0	0	0	2	0	0	0	0	0	.0
DAVID PERRON	1	0	0	0	0	2	0	0	0	0	3	.0
ROMAN POLAK	1	0	0	0	-1	2	0	0	0	0	0	.0
YAN STASTNY	1	0	0	0	0	0	0	0	0	0	1	.0
TYSON STRACHAN	1	0	0	0	-1	2	0	0	0	0	0	.0
KEITH TKACHUK	1	0	0	0	-1	0	0	0	0	0	4	.0
MIKE WEAVER	1	0	0	0	0	0	0	0	0	0	0	.0
JEFF WOYWITKA	1	0	0	0	0	0	0	0	0	0	1	.0

	GP	Min	GA	GAA	EN	SO	W	L	OT	Shots	Save %
BEN BISHOP	1	57	4	4.21	0	0	0	1	0	29	.862

Power play: 1-5 20.0%

Penalty killing: 4-5 80.0%

San Jose Sharks

CLUB INFORMATION

Founded 1991-92
 Home Arena HP Pavilion at San Jose (17,496)
 Stanley Cups none
 Executive Vice President & General Manager..... Doug Wilson
 Head Coach Todd McLellan
 Assistant Coaches Matt Shaw, Jay Woodcroft, Trent Yawney
 Director of Media Relations Scott Emmert
 Media Relations Manager Tom Holy
 Media Relations and Team Services Coordinator Ryan Stenn
 2008-09 Record 53-18-11 (117 points)
 2008-09 Finish 1st, Pacific Division
 2008-09 Playoffs..... W. Conf. quarterfinals (def. by ANA, 4-2)

HP Pavillion at San Jose
 525 West Santa Clara Street
 San Jose, CA 95113
 408.287.7070
 Fax: 408.999.5797
 www.sjsharks.com



2009-10 MEETINGS

Oct. 15 at Washington
 Dec. 30 at San Jose

ALL-TIME SERIES HISTORY

YEAR	TOTALS								HOME								AWAY							
	GP	W	L	T	OT	PTS	GF	GA	GP	W	L	T	OT	PTS	GF	GA	GP	W	L	T	OT	PTS	GF	GA
91-92	2	2	0	0	-	4	10	4	1	1	0	0	-	2	6	2	1	1	0	0	-	2	4	2
92-93	2	2	0	0	-	4	9	6	1	1	0	0	-	2	5	3	1	1	0	0	-	2	4	3
93-94	2	1	1	0	-	2	5	4	1	0	1	0	-	0	1	2	1	1	0	0	-	2	4	2
94-95	Teams did not meet in 1994-95																							
95-96	2	1	1	0	-	2	6	7	1	1	0	0	-	2	3	2	1	0	1	0	-	0	3	5
96-97	2	1	1	0	-	2	5	5	1	1	0	0	-	2	3	2	1	0	1	0	-	0	2	3
97-98	2	0	1	1	-	1	5	8	1	0	1	0	-	0	2	5	1	0	0	1	-	1	3	3
98-99	2	1	1	0	-	2	4	3	1	1	0	0	-	2	3	1	1	0	1	0	-	0	1	2
99-00	2	0	2	0	0	0	3	5	1	0	1	0	0	0	2	3	1	0	1	0	0	0	1	2
00-01	1	0	1	0	0	0	3	5	1	0	1	0	0	0	3	5	0	0	0	0	0	0	0	0
01-02	2	0	2	0	0	0	6	10	1	0	1	0	0	0	2	5	1	0	1	0	0	0	4	5
02-03	2	0	2	0	0	0	2	5	1	0	1	0	0	0	2	3	1	0	1	0	0	0	0	2
03-04	1	0	1	0	0	0	2	3	1	0	1	0	0	0	2	3	0	0	0	0	0	0	0	0
05-06	1	0	1	-	0	0	1	4	0	0	0	-	0	0	0	0	1	0	1	-	0	0	1	4
06-07	1	0	0	-	1	1	2	2	1	0	0	-	1	1	2	3	0	0	0	-	0	0	0	0
07-08	Teams did not meet in 2007-08																							
08-09	1	0	1	-	0	0	2	7	0	0	0	-	0	0	0	0	1	0	1	-	0	0	2	7
Totals	25	8	15	1	1	18	65	79	13	5	7	0	1	11	36	39	12	3	8	1	0	7	29	40

SERIES INFORMATION

	Overall	at Washington	at San Jose
All-Time Series (W-L-T-OT)	WSH trails, 8-15-1-1	WSH trails, 5-7-0-1	WSH trails, 3-8-1-0
Current Streak	11 SJ wins (10/16/99-11/22/08)	6 SJ wins (10/16/99-2/21/07)	9 SJ unbeaten (12/2/95-11/22/08)
Last Washington Win	2/20/99 (3-1)	2/20/99 (3-1)	10/30/93 (4-2)
Last San Jose Win	11/22/08 (7-2)	2/21/07 (3-2, so)	11/22/08 (7-2)
Last Tie	12/10/97 (3-3)	none	12/10/97 (3-3)
Last Overtime Game	2/21/07 (L, 3-2 so)	2/21/07 (L, 3-2 so)	12/10/97 (T, 3-3)
Overtime Record	0-1-1	0-1-0	0-0-1
Last 10 Games (W-L-T-OT)	0-9-0-1	3-6-0-1	1-8-1-0
Longest Unbeaten Streak	5 (2/9/92-10/30/93)	2 (two times)	3 (2/18/92-10/30/93)
Longest Winning Streak	5 (2/9/92-10/30/93)	2 (two times)	3 (2/18/92-10/30/93)
Longest Winless Streak	11 (10/16/99-11/22/08)	6 (10/16/99-2/21/07)	9 (12/2/95-11/22/08)
Longest Losing Streak	11 (10/16/99-11/22/08)	6 (10/16/99-2/21/07)	6 (12/12/98-11/22/08)
Washington Shutouts (Last)	none	none	none
San Jose Shutouts (Last)	1 (12/14/02)	none	1 (12/14/02)
Last Washington Hat Trick	J. Druce (2/9/92)	J. Druce (2/9/92)	none
Last San Jose Hat Trick	T. Harvey (12/18/00)	T. Harvey (12/18/00)	none
Most Washington Goals	6 (2/9/92)	6 (2/9/92)	4 (four times)
Most San Jose Goals	7 (11/22/08)	7 (11/22/08)	
	5 (three times)		

San Jose Sharks

WASHINGTON CAPITALS VS. SAN JOSE SHARKS

CAPITALS LOST SEASON SERIES, 0-1-0 • SAN JOSE 1-0-0

At SAN JOSE CAPITALS SHARKS Attend. Goaltenders W Goal
22 Nov. 2008 2 7 17496 BOUCHER / JOHNSON DEVIN SETOGUCHI

Goals by Period:	1st	2nd	3rd	OT	Total	Shots by Period:	1st	2nd	3rd	OT	Total
CAPITALS	0	1	1	0	2	CAPITALS	8	8	5	0	21
SHARKS	3	2	2	0	7	SHARKS	5	10	13	0	28

CAPITALS	GP	G	A	P	+/-	PIM	PP	SH	GW	EN	S	Pctg	SHARKS	GP	G	A	P	+/-	PIM	PP	SH	GW	EN	S	Pctg
TOMAS FLEISCHMANN	1	1	0	1	-1	0	1	0	0	0	2	50.0	ROBERT BLAKE	1	0	4	4	3	2	0	0	0	0	6	.0
TOM POTI	1	1	0	1	1	2	0	0	0	0	1	100.0	RYANE CLOWE	1	2	0	2	0	0	1	0	0	0	2	100.0
NICKLAS BACKSTROM	1	0	1	1	-1	2	0	0	0	0	0	.0	PATRICK MARLEAU	1	1	1	2	3	0	0	0	0	0	2	50.0
MATT BRADLEY	1	0	1	1	-1	0	0	0	0	0	2	.0	DEVIN SETOGUCHI	1	1	1	2	2	2	0	0	1	0	1	100.0
ALEX OVECHKIN	1	0	1	1	-2	2	0	0	0	0	3	.0	JOE THORNTON	1	1	1	2	2	2	1	0	0	0	1	100.0
TYLER SLOAN	1	0	1	1	-1	2	0	0	0	0	0	.0	MARC-EDOUARD VLASIC	1	1	1	2	3	0	0	0	0	0	5	20.0
DONALD BRASHEAR	1	0	0	0	0	15	0	0	0	0	1	.0	DAN BOYLE	1	0	2	2	2	0	0	0	0	0	2	.0
CHRIS CLARK	1	0	0	0	0	0	0	0	0	0	2	.0	MILAN MICHALEK	1	0	2	2	0	0	0	0	0	0	0	.0
JOHN ERSKINE	1	0	0	0	-1	2	0	0	0	0	1	.0	MIKE GRIER	1	1	0	1	1	0	0	0	0	0	1	100.0
SERGEI FEDOROV	1	0	0	0	0	0	0	0	0	0	0	.0	JONATHAN CHEECHOO	1	0	1	1	1	0	0	0	0	0	1	.0
BOYD GORDON	1	0	0	0	-2	0	0	0	0	0	2	.0	JEREMY ROENICK	1	0	1	1	1	0	0	0	0	0	1	.0
MILAN JURCINA	1	0	0	0	-1	0	0	0	0	0	1	.0	CHRISTIAN EHRHOFF	1	0	0	0	-1	2	0	0	0	0	1	.0
VIKTOR KOZLOV	1	0	0	0	-1	0	0	0	0	0	1	.0	MARCEL GOC	1	0	0	0	0	0	0	0	0	0	1	.0
BROOKS LAICH	1	0	0	0	0	0	0	0	0	0	2	.0	BRAD LUKOWICH	1	0	0	0	2	0	0	0	0	0	0	.0
SHAONE MORRISONN	1	0	0	0	-2	0	0	0	0	0	0	.0	DOUG MURRAY	1	0	0	0	-1	2	0	0	0	0	1	.0
MICHAEL NYLANDER	1	0	0	0	-1	2	0	0	0	0	1	.0	JOE PAVELSKI	1	0	0	0	0	0	0	0	0	0	2	.0
JEFF SCHULTZ	1	0	0	0	-4	0	0	0	0	0	0	.0	TOMAS PLIHAL	1	0	0	0	0	0	0	0	0	0	0	.0
DAVID STECKEL	1	0	0	0	-2	2	0	0	0	0	2	.0	JODY SHELLEY	1	0	0	0	1	5	0	0	0	0	1	.0
	GP	Min	GA	GAA	EN	SO	W	L	OT	Shots	Save %		GP	Min	GA	GAA	EN	SO	W	LOT	Shots	Save %			
BRENT JOHNSON	1	60	7	7.00	0	0	0	1	0	28	.750	BRIAN BOUCHER	1	60	2	2.00	0	0	1	0	0	21	.905		

Power play: 1-4 25.0%

Penalty killing: 4-6 66.7%

Power play: 2-6 33.3%

Penalty killing: 3-4 75.0%

Tampa Bay Lightning

CLUB INFORMATION

Founded 1992-93
 Home Arena St. Pete Times Forum (19,758)
 Stanley Cups 1 (2004)
 Executive Vice President, Hockey Operations Brian Lawton
 Head Coach Rick Tocchet
 Associate Coach Rick Wilson
 Assistant Coaches Wes Walz
 Executive Vice President of Communications Bill Wickett
 Media Relations Manager Brian Breseman
 2008-09 Record 24-40-18 (66 points)
 2008-09 Finish 5th, Southeast Division
 2008-09 Playoffs DNQ

St. Pete Times Forum
 401 Channelside Drive
 Tampa, FL 33602
 813.301.6500
 Fax: 813.301.1480
 www.tampabaylightning.com



2009-10 MEETINGS

Dec. 7 at Tampa Bay
 Jan. 12 at Tampa Bay
 Jan. 31 at Washington
 March 4 at Washington
 March 12 at Washington
 March 20 at Tampa Bay

ALL-TIME SERIES HISTORY

	TOTALS								HOME								AWAY							
YEAR	GP	W	L	T	OT	PTS	GF	GA	GP	W	L	T	OT	PTS	GF	GA	GP	W	L	T	OT	PTS	GF	GA
92-93	2	1	0	1	-	3	7	5	1	0	0	1	-	1	2	2	1	1	0	0	-	2	5	3
93-94	5	3	1	1	-	7	21	13	3	1	1	1	-	3	14	12	2	2	0	0	-	4	7	1
94-95	4	3	0	1	-	7	11	4	2	1	0	1	-	3	4	2	2	2	0	0	-	4	7	2
95-96	6	2	2	2	-	6	10	9	3	1	1	1	-	3	3	3	3	1	1	1	-	3	7	6
96-97	5	4	1	0	-	8	17	12	2	2	0	0	-	4	11	6	3	2	1	0	-	4	6	6
97-98	5	2	3	0	-	4	15	16	3	1	2	0	-	2	10	9	2	1	1	0	-	2	5	7
98-99	5	3	2	0	-	6	27	13	2	1	1	0	-	2	12	6	3	2	1	0	-	4	15	7
99-00	5	5	0	0	0	10	25	10	3	3	0	0	0	6	15	5	2	2	0	0	0	4	10	5
00-01	5	4	1	0	0	8	16	11	2	2	0	0	0	4	6	2	3	2	1	0	0	4	10	9
01-02	5	4	0	1	0	9	15	7	3	3	0	0	0	6	10	4	2	1	0	1	0	3	5	3
02-03	5	3	2	0	0	6	14	9	2	2	0	0	0	4	6	2	3	1	2	0	0	2	8	7
03-04	6	2	4	0	0	4	15	21	3	1	2	0	0	2	7	12	3	1	2	0	0	2	8	9
05-06	8	4	2	-	2	10	21	24	4	3	0	-	1	7	12	10	4	1	2	-	1	3	9	14
06-07	8	2	4	-	2	6	32	30	4	1	2	-	1	3	19	16	4	1	2	-	1	3	13	14
07-08	8	6	2	-	0	12	26	23	4	3	1	-	0	6	14	11	4	3	1	-	0	6	12	12
08-09	6	6	0	-	0	12	30	14	3	3	0	-	0	6	16	9	3	3	0	-	0	6	14	5
Totals	88	54	24	6	4	118	302	221	44	28	10	4	2	62	161	111	44	26	14	2	2	56	141	110

SERIES INFORMATION

	Overall	at Washington	at Tampa Bay
All-Time Series (W-L-T-OT)	WSH leads, 54-24-6-4	WSH leads, 28-10-4-2	WSH leads, 26-14-2-2
Current Streak	11 WSH wins (12/15/07-4/9/09)	5 WSH wins (12/26/07-3/27/09)	6 WSH wins (12/15/07-4/9/09)
Last Washington Win	4/9/09 (4-2)	3/27/09 (5-3)	4/9/09 (4-2)
Last Tampa Bay Win	11/16/07 (5-2)	11/10/07 (5-2)	11/16/07 (5-2)
Last Tie	10/23/01 (1-1)	3/31/96 (1-1)	10/23/01 (1-1)
Last Overtime Game	3/27/08 (W, 4-3 ot)	3/1/07 (L, 5-4 so)	3/27/08 (W, 4-3 ot)
Overtime Record	5-4-6	3-2-4	2-2-2
Last 10 Games (W-L-OT)	10-0-0	7-2-1	6-3-1
Longest Unbeaten Streak	11 (12/15/07-4/9/09)	11 (2/3/99-12/23/02)	6 (two times)
Longest Winning Streak	11 (12/15/07-4/9/09)	11 (2/3/99-12/23/02)	6 (two times)
Longest Winless Streak	4 (two times)	3 (10/21/06-3/1/07)	5 (2/28/04-3/23/06)
Longest Losing Streak	4 (12/19/06-3/1/07)	3 (10/21/06-3/1/07)	5 (2/28/04-3/23/06)
Washington Shutouts (Last)	4 (12/23/03)	2 (12/23/03)	2 (3/13/95)
Tampa Bay Shutouts (Last)	2 (2/4/06)	none	2 (2/4/06)
Last Washington Hat Trick	A. Semin (3/18/07)	A. Semin (3/18/07)	J. Jagr (2/4/03)
Last Tampa Bay Hat Trick	none	none	none
Most Washington Goals	10 (2/3/99)	10 (2/3/99)	8 (3/2/99)
Most Tampa Bay Goals	6 (two times)	6 (10/21/06)	5 (six times)

Tampa Bay Lightning

WASHINGTON CAPITALS VS. TAMPA BAY LIGHTNING

CAPITALS WON SEASON SERIES, 6-0-0 • TAMPA BAY 0-6-0

At WASHINGTON	CAPITALS	LIGHTNING	Attend.	Goaltenders	W Goal
10 Nov. 2008	4	2	17932	KOLZIG / JOHNSON	ERIC FEHR
1 Jan. 2009	7	4	18277	SMITH / JOHNSON	BOYD GORDON
27 March 2009	5	3	18277	MCKENNA / THEODORE	BRIAN POTHIER
At TAMPA BAY	CAPITALS	LIGHTNING	Attend.	Goaltenders	W Goal
14 Feb. 2009	5	1	17249	MCKENNA & RAMO / NEUVIRTH	ALEX OVECHKIN
19 March 2009	5	2	16541	MCKENNA / VARLAMOV	MIKE GREEN
9 April 2009	4	2	18891	RAMO / THEODORE	DAVID STECKEL

Goals by Period:	1st	2nd	3rd	OT	Total	Shots by Period:	1st	2nd	3rd	OT	Total
CAPITALS	15	4	11	0	30	CAPITALS	70	67	62	0	199
LIGHTNING	3	7	4	0	14	LIGHTNING	58	75	50	0	183

CAPITALS	GP	G	A	P +/-	PIM	PP	SH	GW	EN	S	Pctg	LIGHTNING	GP	G	A	P +/-	PIM	PP	SH	GW	EN	S	Pctg		
ALEX OVECHKIN	6	6	7	13	6	6	1	0	1	1	37	16.2	MARTIN ST. LOUIS	6	2	7	9	-2	4	0	0	0	24	8.3	
MIKE GREEN	6	6	5	11	10	2	1	0	1	1	21	28.6	VINCENT LECAVALIER	5	2	2	4	-5	2	0	0	0	21	9.5	
NICKLAS BACKSTROM	6	2	8	10	6	0	2	0	0	0	12	16.7	RYAN MALONE	5	2	2	4	-1	4	0	0	0	8	25.0	
BROOKS LAICH	6	2	4	6	0	0	1	0	0	0	16	12.5	STEVEN STAMKOS	6	3	0	3	-4	2	1	0	0	0	17	17.6
DAVID STECKEL	6	2	3	5	3	2	0	0	1	0	5	40.0	MARK RECCHI	3	1	2	3	-5	0	0	0	0	0	4	25.0
MATT BRADLEY	6	2	2	4	5	0	0	0	0	0	7	28.6	VACLAV PROSPAL	6	1	2	3	-7	4	0	0	0	0	13	7.7
ALEXANDER SEMIN	4	1	3	4	3	6	0	0	0	0	12	8.3	MATT LASHOFF	2	0	3	3	1	4	0	0	0	0	5	.0
SHAONE MORRISONN	5	1	3	4	4	4	0	0	0	0	5	20.0	GARY ROBERTS	2	2	0	2	-1	0	2	0	0	0	3	66.7
BOYD GORDON	3	1	2	3	3	2	0	0	1	0	4	25.0	MATT PETTINGER	5	1	1	2	0	2	0	0	0	0	6	16.7
MICHAEL NYLANDER	6	1	2	3	2	0	1	0	0	0	7	14.3	ZENON KONOPKA	1	0	1	1	1	0	0	0	0	0	2	.0
VIKTOR KOZLOV	4	0	3	3	1	4	0	0	0	0	5	.0	ANDREJ MESZAROS	2	0	1	1	-2	0	0	0	0	0	3	.0
ERIC FEHR	6	2	0	2	0	0	0	0	1	0	18	11.1	VLADIMIR MIHALIK	2	0	1	1	1	0	0	0	0	0	2	.0
KEITH AUCOIN	2	0	2	2	2	0	0	0	0	0	3	.0	STEVE EMINGER	3	0	1	1	-4	0	0	0	0	0	2	.0
SEAN COLLINS	1	1	0	1	0	0	0	0	0	0	1	100.0	PAUL SZCZECHURA	3	0	1	1	-3	0	0	0	0	0	7	.0
CHRIS CLARK	2	1	0	1	1	5	0	0	0	0	3	33.3	JEFF HALPERN	5	0	1	1	-5	2	0	0	0	0	7	.0
BRIAN POTHIER	3	1	0	1	1	0	0	0	1	0	1	100.0	BRANDON BOCHENSKI	1	0	0	0	-1	0	0	0	0	0	2	.0
TOM POTI	4	1	0	1	2	0	0	0	0	0	5	20.0	STEVE DOWNIE	1	0	0	0	-1	0	0	0	0	0	1	.0
DONALD BRASHEAR	2	0	1	1	2	4	0	0	0	0	2	.0	CHRIS GRATTON	1	0	0	0	-2	0	0	0	0	0	1	.0
JOHN ERSKINE	4	0	1	1	1	8	0	0	0	0	4	.0	JAMIE HEWARD	1	0	0	0	1	0	0	0	0	0	0	.0
TOMAS FLEISCHMANN	5	0	1	1	0	0	0	0	0	0	5	.0	GEOFF KINRADE	1	0	0	0	-1	0	0	0	0	0	1	.0
MILAN JURCINA	5	0	1	1	0	6	0	0	0	0	8	.0	MIKE LUNDIN	1	0	0	0	-1	0	0	0	0	0	0	.0
JEFF SCHULTZ	5	0	1	1	4	2	0	0	0	0	2	.0	CORY MURPHY	1	0	0	0	0	0	0	0	0	0	4	.0
KARL ALZNER	1	0	0	0	1	0	0	0	0	0	1	.0	KEVIN QUICK	1	0	0	0	0	0	0	0	0	0	1	.0
CHRIS BOURQUE	1	0	0	0	0	0	0	0	0	0	2	.0	PAUL RANGER	1	0	0	0	0	2	0	0	0	0	2	.0
ALEXANDRE GIROUX	1	0	0	0	3	0	0	0	0	0	2	.0	RADIM VRBATA	1	0	0	0	-1	0	0	0	0	0	4	.0
STAFFAN KRONWALL	1	0	0	0	0	0	0	0	0	0	2	.0	JUSSI JOKINEN	2	0	0	0	0	0	0	0	0	0	3	.0
QUINTIN LAING	1	0	0	0	1	0	0	0	0	0	2	.0	RICHARD PETIOT	2	0	0	0	4	0	0	0	0	0	1	.0
OSKAR OSALA	1	0	0	0	-1	0	0	0	0	0	0	.0	RYAN CRAIG	3	0	0	0	-1	0	0	0	0	0	6	.0
TYLER SLOAN	1	0	0	0	2	0	0	0	0	0	0	.0	MARTINS KARSUMS	3	0	0	0	-2	0	0	0	0	0	4	.0
SERGEI FEDOROV	4	0	0	0	1	4	0	0	0	0	7	.0	DAVID KOCI	3	0	0	0	0	4	0	0	0	0	2	.0
	GP	Min	GA	GAA	EN	SO	W	L	OT	Shots	Save %	MAREK MALIK	3	0	0	0	-4	2	0	0	0	0	0	.0	
JOSE THEODORE	2	120	5	2.50	0	0	2	0	0	60	.917	JOSEF MELICHAR	3	0	0	0	0	6	0	0	0	0	3	.0	
BRENT JOHNSON	2	120	6	3.00	0	0	2	0	0	63	.905	NOAH WELCH	3	0	0	0	-3	0	0	0	0	0	2	.0	
SEMYON VARLAMOV	1	60	2	2.00	0	0	1	0	0	28	.929	EVGENY ARTYUKHIN	5	0	0	0	-2	8	0	0	0	0	7	.0	
MICHAL NEUVIRTH	1	60	1	1.00	0	0	1	0	0	32	.969	ADAM HALL	5	0	0	0	-1	5	0	0	0	0	5	.0	
												LUKAS KRAJICEK	5	0	0	0	-5	2	0	0	0	0	8	.0	
Power play: 6-28 21.4%												MATT SMABY	5	0	0	0	-9	10	0	0	0	0	2	.0	
Penalty killing: 20-23 87.0%																									

Power play: 6-28 21.4%

Penalty killing: 20-23 87.0%

	GP	Min	GA	GAA	EN	SO	W	L	OT	Shots	Save %
OLAF KOLZIG	1	60	4	4.00	0	0	0	1	0	30	.867
MIKE SMITH	1	60	7	7.00	0	0	0	1	0	35	.800
KARRI RAMO	2	99	5	3.03	1	0	0	1	0	52	.904
MIKE MCKENNA	3	138	12	5.22	1	0	0	3	0	80	.850

Power play: 3-23 13.0%

Penalty killing: 22-28 78.6%

Toronto Maple Leafs

CLUB INFORMATION

Founded 1917-18
 Home Arena Air Canada Centre (18,819)
 Stanley Cups 11 (most recent, 1967)
 General Manager Brain Burke
 Head Coach Ron Wilson
 Assistant Coaches Keith Acton, Tim Hunter, Rob Zettler
 Senior Vice President of Communications John Lashway
 Director of Media Relations Pat Park
 2008-09 Record 34-35-13 (81 points)
 2008-09 Finish 5th, Northeast Division
 2008-09 Playoffs DNQ

Air Canada Centre
 40 Bay Street, Suite 400
 Toronto, Ont. M5J 2X2
 416.815.5700,
 Fax: 416.359.9331
 www.mapleleafs.com

2009-10 MEETINGS

Oct. 3 at Washington
 Nov. 21 at Toronto
 Dec. 12 at Toronto
 Jan. 15 at Washington



ALL-TIME SERIES HISTORY

	TOTALS									HOME									AWAY								
YEAR	GP	W	L	T	OT	PTS	GF	GA		GP	W	L	T	OT	PTS	GF	GA		GP	W	L	T	OT	PTS	GF	GA	
74-75	5	1	4	0	-	2	13	21		3	1	2	0	-	2	8	9		2	0	2	0	-	0	5	12	
75-76	5	0	4	1	-	1	13	26		2	0	2	0	-	0	4	11		3	0	2	1	-	1	9	15	
76-77	5	3	2	0	-	6	15	21		3	3	0	0	-	6	14	8		2	0	2	0	-	0	1	13	
77-78	5	0	4	1	-	1	9	21		2	0	2	0	-	0	3	8		3	0	2	1	-	1	6	13	
78-79	4	1	1	2	-	4	16	19		2	1	0	1	-	3	9	8		2	0	1	1	-	1	7	11	
79-80	4	1	3	0	-	2	14	17		2	0	2	0	-	0	5	9		2	1	1	0	-	2	9	8	
80-81	4	3	1	0	-	6	23	13		2	2	0	0	-	4	13	5		2	1	1	0	-	2	10	8	
81-82	3	2	1	0	-	4	21	15		1	1	0	0	-	2	11	2		2	1	1	0	-	2	10	13	
82-83	3	2	1	0	-	4	11	9		2	1	1	0	-	2	6	6		1	1	0	0	-	2	5	3	
83-84	3	3	0	0	-	6	17	2		1	1	0	0	-	2	6	1		2	2	0	0	-	4	11	1	
84-85	3	2	0	1	-	5	11	4		2	1	0	1	-	3	7	3		1	1	0	0	-	2	4	1	
85-86	3	2	1	0	-	4	11	12		1	1	0	0	-	2	3	2		2	1	1	0	-	2	8	10	
86-87	3	2	1	0	-	4	16	12		2	2	0	0	-	4	14	4		1	0	1	0	-	0	2	8	
87-88	3	1	1	1	-	3	11	11		1	1	0	0	-	2	4	2		2	0	1	1	-	1	7	9	
88-89	3	2	1	0	-	4	7	5		2	1	1	0	-	2	4	3		1	1	0	0	-	2	3	2	
89-90	3	1	2	0	-	2	12	17		1	1	0	0	-	2	2	1		2	0	2	0	-	0	10	16	
90-91	3	1	2	0	-	2	10	13		2	1	1	0	-	2	7	8		1	0	1	0	-	0	3	5	
91-92	3	3	0	0	-	6	13	7		2	2	0	0	-	4	8	3		1	1	0	0	-	2	5	4	
92-93	2	2	0	0	-	4	9	6		1	1	0	0	-	2	3	1		1	1	0	0	-	2	6	5	
93-94	2	0	2	0	-	0	2	9		1	0	1	0	-	0	1	2		1	0	1	0	-	0	1	7	
94-95	Teams did not meet in 1994-95																										
95-96	2	1	1	0	-	2	5	9		1	1	0	0	-	2	4	3		1	0	1	0	-	0	1	6	
96-97	2	2	0	0	-	4	9	4		1	1	0	0	-	2	6	3		1	1	0	0	-	2	3	1	
97-98	2	2	0	0	-	4	9	4		1	1	0	0	-	2	5	3		1	1	0	0	-	2	4	1	
98-99	4	3	1	0	-	6	16	11		2	2	0	0	-	4	8	4		2	1	1	0	-	2	8	7	
99-00	4	1	2	1	0	3	14	15		2	1	1	0	0	2	8	7		2	0	1	1	0	1	6	8	
00-01	3	2	0	0	1	5	10	9		2	1	0	0	1	3	7	7		1	1	0	0	0	2	3	2	
01-02	4	1	2	1	0	3	11	13		2	0	1	1	0	1	5	6		2	1	1	0	0	2	6	7	
02-03	4	0	3	0	1	1	10	19		2	0	2	0	0	0	3	10		2	0	1	0	1	1	7	9	
03-04	4	0	2	2	0	2	7	11		2	0	1	1	0	1	4	5		2	0	1	1	0	1	3	6	
05-06	4	3	1	-	0	6	18	14		2	2	0	-	0	4	9	5		2	1	1	-	0	2	9	9	
06-07	4	2	2	-	0	4	9	13		2	1	1	-	0	2	6	8		2	1	1	-	0	2	3	5	
07-08	4	2	2	-	0	4	13	8		2	1	1	-	0	2	4	4		2	1	1	-	0	2	9	4	
08-09	4	2	1	-	1	5	9	7		2	1	1	-	0	2	5	3		2	1	0	-	1	3	4	4	
Totals	114	53	48	10	3	119	394	397		58	33	20	4	1	71	206	164		56	20	28	6	2	48	188	233	

SERIES INFORMATION

All-Time Series (W-L-T-OT)
 Current Streak
 Last Washington Win
 Last Toronto Win
 Last Tie
 Last Overtime Game
 Overtime Record
 Last 10 Games (W-L-T-OT)
 Longest Unbeaten Streak
 Longest Winning Streak
 Longest Winless Streak
 Longest Losing Streak
 Washington Shutouts (Last)
 Toronto Shutouts (Last)
 Last Washington Hat Trick
 Last Toronto Hat Trick
 Most Washington Goals
 Most Toronto Goals

Overall

WSH leads, 53-48-10-3
 2 TOR wins (3/5/09-3/24/09)
 12/28/08 (4-1)
 3/24/09 (3-2 so)
 12/19/03 (2-2)
 3/24/09 (L, 3-2 so)
 1-3-6
 5-4-0-1
 8 (12/17/83-12/10/85)
 7 (2/16/96-1/1/99)
 8 (11/26/03-1/21/04)
 4 (two times)
 4 (11/1/91)
 3 (3/6/07)
 P. Bondra (2/1/01)
 G. Leeman (1/8/90)
 11 (12/11/81)
 10 (2/12/77)

at Washington

WSH leads, 33-20-4-1
 1 TOR win (3/5/09)
 12/28/08 (4-1)
 3/5/09 (2-1)
 12/19/03 (2-2)
 12/19/03 (T, 2-2)
 0-1-3
 5-4-1-0
 7 (1/27/84-12/18/87)
 6 (2/16/96-11/5/99)
 7 (3/1/01-1/21/04)
 3 (two times)
 3 (11/1/91)
 none
 P. Bondra (2/1/01)
 none
 11 (12/11/81)
 7 (11/2/06)

at Toronto

WSH trails, 20-28-6-2
 1 TOR win (3/24/09)
 12/6/08 (2-1)
 3/24/09 (3-2 so)
 10/13/03 (2-2)
 3/24/09 (L, 3-2 so)
 1-2-3
 4-4-1-1
 6 (4/3/82-10/16/85)
 6 (4/3/82-10/16/85)
 12 (11/30/74-3/28/79)
 4 (3/20/76-11/16/77)
 1 (1/28/84)
 3 (3/6/07)
 G. Charron (12/26/79)
 G. Leeman (1/8/90)
 8 (two times)
 10 (2/12/77)

Toronto Maple Leafs

WASHINGTON CAPITALS VS. TORONTO MAPLE LEAFS

CAPITALS WON SEASON SERIES, 2-1-1 • TORONTO 2-2-0

At WASHINGTON	CAPITALS	MAPLE LEAFS	Attend.	Goaltenders	W Goal
28 Dec. 2008	4	1	18277	TOSKALA / THEODORE	ALEX OVECHKIN
5 March 2009	1	2	18277	GERBER / THEODORE & NEUVIRTH	PAVEL KUBINA
At TORONTO	CAPITALS	MAPLE LEAFS	Attend.	Goaltenders	W Goal
6 Dec. 2008	2	1	19416	TOSKALA / JOHNSON	MILAN JURCINA
24 March 2009	2	3 (SO)	19362	JOSEPH & GERBER / THEODORE	

Goals by Period:	1st	2nd	3rd	OT	Total	Shots by Period:	1st	2nd	3rd	OT	Total
CAPITALS	0	4	5	0	9	CAPITALS	49	46	39	8	142
MAPLE LEAFS	1	1	4	0	7	MAPLE LEAFS	30	35	37	0	102

CAPITALS	GP	G	A	P +/-	PIM	PP	SH	GW	EN	S	Pctg	MAPLE LEAFS	GP	G	A	P +/-	PIM	PP	SH	GW	EN	S	Pctg		
ALEX OVECHKIN	3	3	1	4	4	1	0	1	1	21	14.3	MIKHAIL GRABOVSKI	4	0	3	3	0	0	0	0	0	7	.0		
NICKLAS BACKSTROM	4	0	4	4	3	2	0	0	0	0	11	.0	PAVEL KUBINA	4	2	0	2	-1	4	1	0	1	0	8	25.0
BROOKS LAICH	4	3	0	3	2	0	1	0	0	0	13	23.1	MATTHEW STAJAN	3	0	2	2	-1	0	0	0	0	0	3	.0
MIKE GREEN	3	0	3	3	4	2	0	0	0	0	13	.0	ALEXEI PONIKAROVSKY	4	0	2	2	-1	0	0	0	0	0	7	.0
KARL ALZNER	2	1	1	2	3	0	0	0	0	0	4	25.0	PHIL ORESKOVIC	1	1	0	1	1	0	0	0	0	0	4	25.0
ALEXANDER SEMIN	2	1	1	2	0	2	0	0	0	0	9	11.1	NIK ANTROPOV	2	1	0	1	-2	0	1	0	0	0	5	20.0
MILAN JURCINA	4	1	1	2	3	6	0	0	1	0	6	16.7	NIKLAS HAGMAN	2	1	0	1	-1	0	0	0	0	0	3	33.3
MICHAEL NYLANDER	4	0	1	1	1	0	0	0	0	0	4	.0	LEE STEMPIAK	4	1	0	1	0	2	0	0	0	0	12	8.3
KEITH AUCOIN	1	0	0	0	2	0	0	0	0	0	2	.0	JONAS FROGREN	2	0	1	1	1	2	0	0	0	0	0	.0
CHRIS BOURQUE	1	0	0	0	0	0	0	0	0	0	1	.0	JEFFREY HAMILTON	2	0	1	1	1	0	0	0	0	0	2	.0
CHRIS CLARK	1	0	0	0	0	2	0	0	0	0	1	.0	TOMAS KABERLE	2	0	1	1	-3	0	0	0	0	0	0	.0
ALEXANDRE GIROUX	1	0	0	0	0	0	0	0	0	0	0	.0	JASON BLAKE	4	0	1	1	-1	0	0	0	0	0	10	.0
BRYAN HELMER	1	0	0	0	0	0	0	0	0	0	0	.0	JOHN MITCHELL	4	0	1	1	0	2	0	0	0	0	6	.0
BRENT JOHNSON	1	0	0	0	0	0	0	0	0	0	1	.0	RYAN HOLLWEG	1	0	0	0	0	2	0	0	0	0	2	.0
SAMI LEPISTO	1	0	0	0	0	0	0	0	0	0	1	.0	JAIME SIFERS	1	0	0	0	1	0	0	0	0	0	0	.0
SEAN COLLINS	2	0	0	0	-1	2	0	0	0	0	1	.0	MIKE VAN RYN	1	0	0	0	0	6	0	0	0	0	1	.0
JOHN ERSKINE	2	0	0	0	-3	4	0	0	0	0	4	.0	JEREMY WILLIAMS	1	0	0	0	0	0	0	0	0	0	1	.0
SERGEI FEDOROV	2	0	0	0	0	2	0	0	0	0	8	.0	ANDRE DEVEAUX	2	0	0	0	0	2	0	0	0	0	1	.0
TOM POTI	2	0	0	0	-1	0	0	0	0	0	0	.0	BOYD DEVEREAUX	2	0	0	0	-1	0	0	0	0	0	2	.0
DONALD BRASHEAR	3	0	0	0	0	0	0	0	0	0	2	.0	MARTIN GERBER	2	0	0	0	0	10	0	0	0	0	0	.0
TOMAS FLEISCHMANN	3	0	0	0	-1	0	0	0	0	0	9	.0	BRAD MAY	2	0	0	0	0	0	0	0	0	0	0	.0
BOYD GORDON	3	0	0	0	0	0	0	0	0	0	2	.0	DOMINIC MOORE	2	0	0	0	-2	0	0	0	0	0	1	.0
JEFF SCHULTZ	3	0	0	0	0	0	0	0	0	0	1	.0	BENJAMIN ONDRUS	2	0	0	0	-1	5	0	0	0	0	0	.0
JOSE THEODORE	3	0	0	0	0	2	0	0	0	0	0	.0	ANTON STRALMAN	2	0	0	0	0	0	0	0	0	0	1	.0
MATT BRADLEY	4	0	0	0	1	5	0	0	0	0	3	.0	JAMAL MAYERS	3	0	0	0	0	2	0	0	0	0	0	.0
ERIC FEHR	4	0	0	0	1	0	0	0	0	0	7	.0	LUKE SCHENN	3	0	0	0	-1	0	0	0	0	0	5	.0
VIKTOR KOZLOV	4	0	0	0	0	0	0	0	0	0	9	.0	JEFF FINGER	4	0	0	0	-3	0	0	0	0	0	4	.0
SHAONE MORRISONN	4	0	0	0	-1	4	0	0	0	0	5	.0	NIKOLAI KULEMIN	4	0	0	0	0	2	0	0	0	0	9	.0
DAVID STECKEL	4	0	0	0	-1	0	0	0	0	0	4	.0	IAN WHITE	4	0	0	0	-1	0	0	0	0	0	8	.0

	GP	Min	GA	GAA	EN	SO	W	L	OT	Shots	Save %		GP	Min	GA	GAA	EN	SO	W	L	OT	Shots	Save %
JOSE THEODORE	3	183	5	1.64	0	0	1	1	1	82	.939	CURTIS JOSEPH	1	6	0	.00	0	0	1	0	0	9	1.000
BRENT JOHNSON	1	60	1	1.00	0	0	1	0	0	20	.950	VESA TOSKALA	2	118	5	2.54	1	0	0	2	0	58	.914
MICHAL NEUVIRTH	1	0	0	.00	0	0	0	0	0	0	.000	MARTIN GERBER	2	119	3	1.51	0	0	1	0	0	74	.959

Power play: 2-9 22.2%

Penalty killing: 10-12 83.3%

Power play: 2-12 16.7%

Penalty killing: 7-9 77.8%

Vancouver Canucks

CLUB INFORMATION

Founded 1970-71
 Home Arena General Motors Place (18,630)
 Stanley Cups none
 General Manager Mike Gillis
 Head Coach Alain Vigneault
 Associate Coach Rick Bowness
 Assistant Coaches Ryan Walter, Darryl Williams
 Director of Media Relations T.C. Carling
 Manager of Media Relations Ben Brown
 Coordinator of Media Relations Stephanie Maniago
 2008-09 Record 45-27-10 (100 points)
 2008-09 Finish 1st, Northwest Division
 2008-09 Playoffs W. Conf. semifinals (def by CHI, 4-2)

General Motors Place
 800 Griffiths Place
 Vancouver, BC V6B 6G1
 604.899.4600
 Fax: 604.899.4640
 www.canucks.com



2009-10 MEETING

Dec. 18 at Vancouver

ALL-TIME SERIES HISTORY

TOTALS										HOME										AWAY									
YEAR	GP	W	L	T	OT	PTS	GF	GA		GP	W	L	T	OT	PTS	GF	GA			GP	W	L	T	OT	PTS	GF	GA		
74-75	4	0	4	0	-	0	9	19		2	0	2	0	-	0	5	10			2	0	2	0	-	0	4	9		
75-76	4	0	4	0	-	0	9	21		2	0	2	0	-	0	5	10			2	0	2	0	-	0	4	11		
76-77	4	2	2	0	-	4	11	14		2	2	0	0	-	4	8	5			2	0	2	0	-	0	3	9		
77-78	4	0	4	0	-	0	7	16		2	0	2	0	-	0	4	9			2	0	2	0	-	0	3	7		
78-79	4	3	1	0	-	6	19	15		2	1	1	0	-	2	6	8			2	2	0	0	-	4	13	7		
79-80	4	3	1	0	-	6	17	13		2	2	0	0	-	4	9	5			2	1	1	0	-	2	8	8		
80-81	4	1	1	2	-	4	11	11		2	1	1	0	-	2	5	5			2	0	0	2	-	2	6	6		
81-82	3	1	1	1	-	3	11	11		2	1	0	1	-	3	11	8			1	0	1	0	-	0	0	3		
82-83	3	1	1	1	-	3	6	7		1	0	0	1	-	1	1	1			2	1	1	0	-	2	5	6		
83-84	3	2	1	0	-	4	13	11		2	1	1	0	-	2	7	7			1	1	0	0	-	2	6	4		
84-85	3	3	0	0	-	6	14	6		1	1	0	0	-	2	3	2			2	2	0	0	-	4	11	4		
85-86	3	2	0	1	-	5	11	8		2	2	0	0	-	4	7	4			1	0	0	1	-	1	4	4		
86-87	3	3	0	0	-	6	14	7		1	1	0	0	-	2	3	2			2	2	0	0	-	4	11	5		
87-88	3	3	0	0	-	6	13	6		2	2	0	0	-	4	10	4			1	1	0	0	-	2	3	2		
88-89	3	2	1	0	-	4	9	6		1	1	0	0	-	2	3	0			2	1	1	0	-	2	6	6		
89-90	3	0	2	1	-	1	7	12		2	0	2	0	-	0	3	8			1	0	0	1	-	1	4	4		
90-91	3	2	1	0	-	4	9	8		1	1	0	0	-	2	5	3			2	1	1	0	-	2	4	5		
91-92	3	1	1	1	-	3	11	10		2	1	0	1	-	3	10	7			1	0	1	0	-	0	1	3		
92-93	2	0	1	1	-	1	6	7		1	0	0	1	-	1	3	3			1	0	1	0	-	0	3	4		
93-94	2	2	0	0	-	4	7	4		1	1	0	0	-	2	3	2			1	1	0	0	-	2	4	2		
94-95	Teams did not meet in 1994-95																												
95-96	2	1	0	1	-	3	13	4		1	1	0	0	-	2	9	0			1	0	0	1	-	1	4	4		
96-97	2	2	0	0	-	4	9	3		1	1	0	0	-	2	4	1			1	1	0	0	-	2	5	2		
97-98	2	2	0	0	-	4	5	3		1	1	0	0	-	2	2	1			1	1	0	0	-	2	3	2		
98-99	2	0	2	0	-	0	2	6		1	0	1	0	-	0	1	2			1	0	1	0	-	0	1	4		
99-00	1	0	1	0	0	0	3	6		0	0	0	0	0	0	0	0			1	0	1	0	0	0	3	6		
00-01	2	2	0	0	0	4	7	5		1	1	0	0	0	2	3	2			1	1	0	0	0	2	4	3		
01-02	1	0	1	0	0	0	1	5		1	0	1	0	0	0	1	5			0	0	0	0	0	0	0	0		
02-03	1	0	1	0	0	0	0	6		0	0	0	0	0	0	0	0			1	0	1	0	0	0	0	6		
03-04	1	0	1	0	0	0	1	6		1	0	1	0	0	0	1	6			0	0	0	0	0	0	0	0		
05-06	Teams did not meet in 2005-06																												
06-07	1	0	0	-	1	1	2	2		0	0	0	-	0	0	0	0			1	0	0	-	1	1	2	2		
07-08	1	0	1	-	0	0	2	3		1	0	1	-	0	0	2	3			0	0	0	-	0	0	0	0		
08-09	1	1	0	-	0	2	5	1		1	1	0	-	0	2	5	1			0	0	0	-	0	0	0	0		
Totals	82	39	33	9	1	88	264	262		42	23	15	4	0	50	139	124			40	16	18	5	1	38	125	138		

SERIES INFORMATION

All-Time Series (W-L-T-OT)
 Current Streak
 Last Washington Win
 Last Vancouver Win
 Last Tie
 Last Overtime Game
 Overtime Record
 Last 10 Games (W-L-T-OT)
 Longest Unbeaten Streak
 Longest Winning Streak
 Longest Winless Streak
 Longest Losing Streak
 Washington Shutouts (Last)
 Vancouver Shutouts (Last)
 Last Washington Hat Trick
 Last Vancouver Hat Trick
 Most Washington Goals
 Most Vancouver Goals

Overall

WSH leads, 39-33-9-1
 1 WSH win (10/13/08)
 10/13/08 (5-1)
 10/26/07 (3-2)
 2/10/96 (4-4)
 10/27/06 (L, 3-2 so)
 4-1-5
 3-6-0-1
 13 (10/28/84-10/25/88)
 7 (10/28/86-10/25/88)
 9 (12/17/74-10/13/76)
 9 (12/17/74-10/13/76)
 2 (3/12/96)
 2 (3/23/03)
 M. Gartner (2/20/87)
 D. Lever (2/1/75)
 9 (3/12/96)
 7 (two times)

at Washington

WSH leads, 23-15-4-0
 1 WSH win (10/13/08)
 10/13/08 (5-1)
 10/26/07 (3-2)
 3/2/93 (3-3)
 11/22/00 (W, 3-2)
 2-0-2
 6-4-0-0
 8 (2/5/91-11/4/97)
 7 (2/26/85-3/5/89)
 4 (1/23/75-1/6/76)
 4 (1/23/75-1/6/76)
 2 (3/12/96)
 none
 none
 none
 9 (3/12/96)
 7 (3/2/75)

at Vancouver

WSH trails, 16-18-5-1
 2 VAN wins (3/23/03-10/27/06)
 2/14/01 (4-3 ot)
 10/27/06 (3-2 so)
 2/10/96 (4-4)
 10/27/06 (L, 3-2 so)
 2-1-3
 4-4-1-1
 9 (2/18/83-10/25/88)
 4 (two times)
 8 (12/17/74-1/31/78)
 8 (12/17/74-1/31/78)
 none
 2 (3/23/03)
 M. Gartner (2/20/87)
 D. Lever (2/1/75)
 7 (12/9/78)
 7 (10/14/75)



Vancouver Canucks

WASHINGTON CAPITALS VS. VANCOUVER CANUCKS

CAPITALS WON SEASON SERIES, 1-0-0 • VANCOUVER 0-1-0

At WASHINGTON	CAPITALS	CANUCKS	Attend.	Goaltenders	W Goal
13 Oct. 2008	5	1	16847	LUONGO & SANFORD / JOHNSON	MIKE GREEN

Goals by Period:	1st	2nd	3rd	OT	Total	Shots by Period:	1st	2nd	3rd	OT	Total
CAPITALS	2	3	0	0	5	CAPITALS	10	15	10	0	35
CANUCKS	1	0	0	0	1	CANUCKS	2	1	7	0	10

CAPITALS	GP	G	A	P	+/-	PIM	PP	SH	GW	EN	S	Pctg	CANUCKS	GP	G	A	P	+/-	PIM	PP	SH	GW	EN	S	Pctg
MICHAEL NYLANDER	1	1	2	3	2	0	1	0	0	0	1	100.0	ALEXANDER EDLER	1	1	0	1	-1	2	1	0	0	0	2	50.0
ALEXANDER SEMIN	1	2	0	2	2	0	0	0	0	0	6	33.3	SAMI SALO	1	0	1	1	-1	0	0	0	0	0	0	.0
MIKE GREEN	1	1	1	2	1	0	1	0	1	0	5	20.0	HENRIK SEDIN	1	0	1	1	0	2	0	0	0	0	0	.0
MILAN JURCINA	1	1	0	1	2	4	0	0	0	0	4	25.0	STEVE BERNIER	1	0	0	0	0	0	0	0	0	0	0	.0
CHRIS CLARK	1	0	1	1	1	2	0	0	0	0	1	.0	ALEXANDRE BURROWS	1	0	0	0	0	0	0	0	0	0	0	.0
SERGEI FEDOROV	1	0	1	1	3	0	0	0	0	0	4	.0	ROB DAVISON	1	0	0	0	-1	0	0	0	0	0	0	.0
TOMAS FLEISCHMANN	1	0	1	1	1	0	0	0	0	0	0	.0	PAVOL DEMITRA	1	0	0	0	-2	2	0	0	0	0	0	.0
BOYD GORDON	1	0	1	1	1	0	0	0	0	0	1	.0	JANNIK HANSEN	1	0	0	0	0	0	0	0	0	0	0	.0
BROOKS LAICH	1	0	1	1	2	0	0	0	0	0	2	.0	RYAN JOHNSON	1	0	0	0	-1	0	0	0	0	0	0	.0
NICKLAS BACKSTROM	1	0	0	0	0	0	0	0	0	0	3	.0	RYAN KESLER	1	0	0	0	0	0	0	0	0	0	0	.0
MATT BRADLEY	1	0	0	0	0	0	0	0	0	0	2	.0	WILLIE MITCHELL	1	0	0	0	-1	0	0	0	0	0	0	.0
DONALD BRASHEAR	1	0	0	0	0	0	0	0	0	0	1	.0	SHANE O'BRIEN	1	0	0	0	-1	2	0	0	0	0	0	.0
VIKTOR KOZLOV	1	0	0	0	0	0	0	0	0	0	1	.0	MATTIAS OHLUND	1	0	0	0	-1	0	0	0	0	0	0	.0
SHAONE MORRISONN	1	0	0	0	0	2	0	0	0	0	0	.0	TAYLOR PYATT	1	0	0	0	-2	0	0	0	0	0	0	.0
ALEX OVECHKIN	1	0	0	0	0	0	0	0	0	0	3	.0	MASON RAYMOND	1	0	0	0	-2	0	0	0	0	0	0	.0
TOM POTI	1	0	0	0	0	0	0	0	0	0	0	.0	RICK RYPIEN	1	0	0	0	-1	0	0	0	0	0	0	.0
JEFF SCHULTZ	1	0	0	0	0	0	0	0	0	0	1	.0	DANIEL SEDIN	1	0	0	0	0	0	0	0	0	0	0	.0
DAVID STECKEL	1	0	0	0	0	0	0	0	0	0	0	.0	KYLE WELLWOOD	1	0	0	0	-1	0	0	0	0	0	0	.0

	GP	Min	GA	GAA	EN	SO	W	L	OT	Shots	Save %		GP	Min	GA	GAA	EN	SO	W	L	OT	Shots	Save %
BRENT JOHNSON	1	60	1	1.00	0	0	1	0	0	10	.900	ROBERTO LUONGO	1	40	5	7.50	0	0	0	1	0	25	.800
												CURTIS SANFORD	1	20	0	.00	0	0	0	0	0	10	1.000

Power play: 2-4 50.0%	Penalty killing: 3-4 75.0%	Power play: 1-4 25.0%	Penalty killing: 2-4 50.0%
-----------------------	----------------------------	-----------------------	----------------------------

NHL Division Alignment

EASTERN CONFERENCE

NORTHEAST DIVISION



**Boston
Bruins**



**Buffalo
Sabres**



**Montreal
Canadiens**



**Ottawa
Senators**



**Toronto
Maple Leafs**

ATLANTIC DIVISION



**New Jersey
Devils**



**New York
Islanders**



**New York
Rangers**



**Philadelphia
Flyers**



**Pittsburgh
Penguins**

SOUTHEAST DIVISION



**Atlanta
Thrashers**



**Carolina
Hurricanes**



**Florida
Panthers**



**Tampa Bay
Lightning**



**Washington
Capitals**

WESTERN CONFERENCE

CENTRAL DIVISION



**Chicago
Blackhawks**



**Columbus
Blue Jackets**



**Detroit
Red Wings**



**Nashville
Predators**



**St. Louis
Blues**

PACIFIC DIVISION



**Anaheim
Ducks**



**Dallas
Stars**



**Los Angeles
Kings**



**Phoenix
Coyotes**



**San Jose
Sharks**

NORTHWEST DIVISION



**Calgary
Flames**



**Colorado
Avalanche**



**Edmonton
Oilers**



**Minnesota
Wild**



**Vancouver
Canucks**

Media Information

KURT KEHL

Vice President of Communications,
Chief Communications Officer
Office: 202.266.2354
Cell: 202.528.3053
kkehl@washcaps.com

NATE EWELL

Senior Director of Media Relations
Office: 202.266.2357
Cell: 571.426.0715
newell@washcaps.com

PAUL ROVNAK

Assistant Director of Media Relations
Office: 202.266.2356
Cell: 202.207.5387
provnak@washcaps.com

KELLY MURRAY

Communications Coordinator
Office: 202.266.2310
Cell: 832.687.2678
kmurray@washcaps.com

MEDIA RELATIONS ASSISTANT (2009-10): Jeffrey Weinstein, 202.266.2313, jweinstein@washcaps.com

VERIZON CENTER GAME-NIGHT STAFF: Conor Beamer, Derek Berry, Ted Lynch, Hannah Maier, Emily McGee, Briana Spence, Brittany Vanderpool

PRACTICE SCHEDULE

WashingtonCaps.com under "Schedule"
Updates provided on Caps Today and twitter.com/capsmedia

The Washington Capitals media relations staff works to provide information about the team and access to players, coaches and management in a timely manner for members of the media. It is the proud recipient of the Dick Dillman Award as the Professional Hockey Writers' Association's choice as the top media relations group in the Eastern Conference for each of the past three seasons.

CREDENTIALS & MEDIA SERVICES

Media Credentials

Credentials are issued to media who cover the Capitals both seasonally and on a game-by-game basis and are required for admission to the media areas at both Verizon Center and Kettler Capitals Iceplex. All credentials must include the bearer's name and affiliation and are non-transferable.

Season credentials: All season credentials are issued prior to the season. Season credentials do not guarantee a seat in the press box; credential holders must contact a member of the Capitals media relations staff in advance in order to reserve seating. A media credential cannot be used to sit in spectator seating areas.

Single-game credentials: Single-game credentials must be requested no later than 5 p.m. ET the day prior to the game. The credential is good only for the game printed on the tag and must be displayed to Verizon Center security personnel to gain entry to restricted media areas. A letter on file from the sports editor, news director, etc., addressed to the Media Relations Department, Washington Capitals, 627 N. Glebe Rd., Suite 850, Arlington, VA 22203, will facilitate the issuing of this type of credential.

Non-North American media outlets are required to request media credentials through the National Hockey League by contacting David Keon at dkeon@nhl.com.

Capitals media credentials are issued to print, television, radio and online media outlets that adhere to professional standards, regularly produce quality content and have a demonstrated audience. Space limitations may impact the decision to grant credentials. The final decision on all applications for media credentials rests with the Capitals media relations staff; we reserve the right to revoke media credentials at any time.

News Releases

Accredited members of the media who would like to receive Capitals news releases via e-mail should contact a member of the media relations staff with an e-mail address. Among our releases is "Caps Today," sent daily during the season, which includes an updated practice schedule, recent transactions and the top storyline of the day.

Audio Files

The Capitals regularly post updated audio files in mp3 format on their website, WashingtonCaps.com, and on TweetMic.com. Radio stations, websites and other media are welcome to utilize these audio clips.

MISCELLANEOUS NUMBERS

Media Relations Fax: 202.266.2360
Verizon Center Press Room: 202.628.3200 x7500
Verizon Center Press Box: 202.628.3200 x7600
Verizon Center Press Room Fax: 202.661.5011

Twitter

Media who would like to receive updates on practice times and other breaking news via twitter or text message can sign up for the team's media Twitter feed at twitter.com/capsmedia.

NHLMedia.com

The NHL's password-protected media site includes statistics, press releases, game notes, credential applications and pdf files of every team's media guide. To access the site, visit <http://media.nhl.com>.

MEDIA FACILITIES – VERIZON CENTER

Media Entrance

The media entrance to Verizon Center is located on 6th Street. Credentials to Capitals games may be picked up at the media entrance, which is open from three hours prior to game time until the midway point of the first period. All media must show a photo ID and are subject to a security search.

Press Work Area and Press Lounge

The press work area and press lounge are located on the Event Level (ice level). The press lounge is located directly adjacent to the media work area. Meals are served buffet style two hours prior to game time. All food must be consumed in the press lounge and may not be taken to the press box. The press work area is located adjacent to the press lounge. There are reserved seats for beat media and additional work spaces with telephones and wireless Internet access.

Press Box

The press box is on the sixth floor of Verizon Center on the penalty box side of the ice. Seats are on an assigned basis only. Please check the seating charts in the press room or press box, or check with the press box attendant for your seat assignment. The press box features wireless Internet access.

In order to ensure seating in the press box, it is necessary for all media to notify the Capitals media relations staff of their attendance by 5 p.m. the day prior to the game. If you do not have an assigned seat, please check with a member of the media relations staff.

Media Parking

Media parking at Verizon Center is extremely limited and assigned prior to the season. There are numerous lots within walking distance of Verizon Center, and Verizon Center is adjacent to the Gallery Place/Chinatown Metro Station. Gallery Place can be reached on the Red, Yellow and Green lines. It is also one stop away from Metro Center, which provides service to the Blue and Orange lines.

Photography

Verizon Center has a limited number of photo positions. All photo positions will be assigned prior to the game by team photographer Mitchell Layton. Daily print and wire services receive priority for the prime positions. Freelance photographers will not receive credentials; all photographers must be on assignment. Still photographers must receive permission in advance from a member of the media relations staff for postgame admission to the Capitals locker room.

Media Information

MEDIA FACILITIES – KETTLER CAPITALS ICEPLEX

Work Room

Kettler Capitals Iceplex features a media work room adjacent to the ice, near the entrance of the Capitals locker room. The work room features ethernet cables and wireless Internet access.

MEDIA ACCESS AND INTERVIEWS

Practice Sessions

The media has full access to all team practices at all practice facilities, including game-day skates, in accordance with the NHL Media Regulations. The media is allowed to enter the team locker room five minutes after the first regular player who has participated in the entire practice leaves the ice. In the event of a team meeting, the media will be allowed access immediately following the conclusion of the meeting. The locker room is closed to the media prior to and during practice.

Per NHL Media Regulations, media access at Kettler Capitals Iceplex is limited to the team's main locker room and the entrance to the locker room. All other areas of the training center are off limits to media.

Capitals game-day skates are typically held at 10 a.m. at Kettler Capitals Iceplex.

Pregame

The Capitals locker room is closed prior to game time, although requested players will be made available during a 30-minute window beginning two hours prior to faceoff, with priority given to broadcast rightsholders.

Television networks, including rightsholders, requesting pregame interviews with a player are asked to request these times prior to or during the morning skate. Live television interviews on gamedays will be scheduled on a case-by-case basis by the Capitals media relations staff.

Postgame

The Capitals locker room will be open to working media five minutes after the conclusion of the game. Head coach Bruce Boudreau's press conference will follow approximately 15 minutes after the game in the Interview Room (adjacent to the Press Room).

If the media wishes to interview a player who is not present in the locker room, contact a Capitals media relations representative who will locate the player.

Video

All outlets are prohibited by the National Hockey League from shooting game footage of any Capitals game being played at Verizon Center.

Television and online outlets are welcome to shoot Capitals practices, but are restricted to broadcasting five minutes of on-ice video content from any one practice. There is no limit to the length of interviews that outlets may broadcast.

Players' Personal Telephone Numbers

At no time will a player's home or mobile phone number be released to either the media or the public unless the player specifically authorizes such release. Members of the media attempting to reach players must do so through the Capitals media relations staff; failure to do so, regardless of a media member's existing relationship with a player, may result in forfeiture of credentials.

Team Medical Rooms

Team medical rooms located at Verizon Center, Kettler Capitals Iceplex or any other practice facility are off limits to the media at all times.

Autographs

Media attending Capitals practices or games are strictly forbidden from requesting autographs. Any person with a media pass observed asking players for autographs will be asked to leave and may not be granted credentials in the future.

DIRECTIONS TO VERIZON CENTER

From National Airport – Take I-395 North to 12th Street exit (stay left) ... right onto Constitution Avenue, NW ... left onto 6th Street, NW

From BWI Airport – Take Baltimore/Washington Pkwy. (I-295 South) to US Rt. 50 ... US Rt. 50 West toward Washington (New York Avenue, NE) ... left on 6th Street, NW

From Dulles Airport – Take Dulles Toll Road (Rt. 267 East) to I-66 East (becomes Constitution Avenue, NW) ... left on 6th Street, NW

From Metrorail – Verizon Center is located at the Gallery Place/Chinatown stop on the Red, Yellow and Green lines and just blocks from Metro Center on the Orange and Blue lines

DIRECTIONS TO KETTLER CAPITALS ICEPLEX

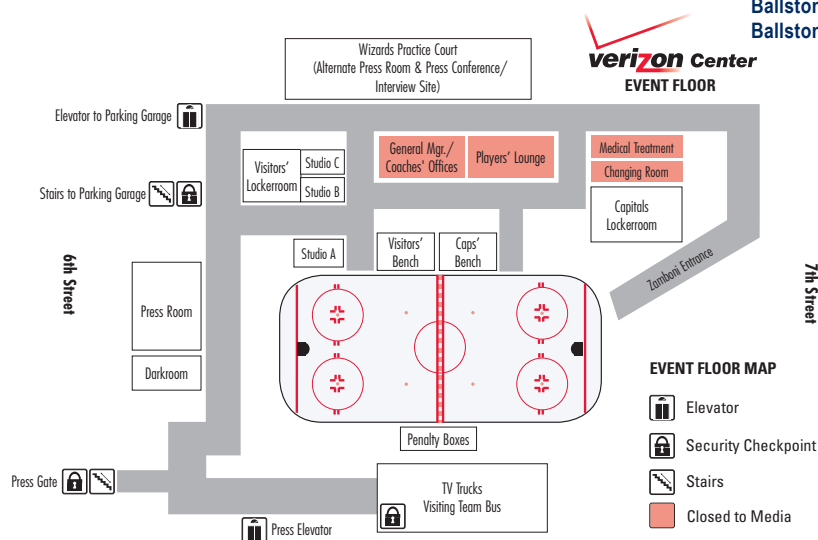
From Washington, D.C. – Take Constitution Ave. west, toward the Lincoln Memorial ... take I-66 West ... take exit 71/Glebe Rd. and take a left on to Glebe Rd. ... pass Wilson Blvd. and the rink is on the eighth level of the parking garage attached to Ballston Common Mall.

From National Airport – Take George Washington Parkway North toward Arlington ... take I-66 West ... take exit 71/Glebe Rd. and take a left on to Glebe Rd. ... pass Wilson Blvd. and the rink is on the eighth level of the parking garage attached to Ballston Common Mall.

From Dulles Airport – Dulles Toll Road (Rt. 267 East) to I-66 ... take I-66 East ... take exit 71/Glebe Rd. and take a right on to Glebe Rd. ... pass Wilson Blvd. and the rink is on the eighth level of the parking garage attached to Ballston Common Mall.

From BWI Airport – Take I-195 West to I-95 ... take I-95 South to the Capital Beltway (I-495) ... take I-495 West into Virginia ... take George Washington Parkway South ... take I-66 West ... take exit 71/Glebe Rd. and take a left on to Glebe Rd. ... pass Wilson Blvd. and the rink is on the eighth level of the parking garage attached to Ballston Common Mall.

From Metrorail – Kettler Capitals Iceplex is located two blocks from the Ballston stop on the Orange line ... Follow Stuart Street (or take the skywalk) to Ballston Common Mall and take the parking garage elevators to the eighth level.



NHL Directory



Gary Bettman

NHL OFFICES

NHL New York
NHL Enterprises, L.P.
& NHL Productions/NHL Images
 1185 Avenue of the Americas
 New York, NY 10036
 Phone: 212-789-2000
 Fax: 212-789-2020
 PR Fax: 212-789-2080

NHL Montréal
 1800 McGill College Avenue
 Suite 2600
 Montréal, Québec, H3A 3J6
 Phone: 514-841-9220
 Fax: 514-841-1070

NHL Toronto & NHL Enterprises
Canada, L.P.
 50 Bay Street, 11th Floor
 Toronto, Ontario, M5J 2X8
 Phone: 416-981-2777
 Fax: 416-981-2779
 PR Fax: 416-981-2769



Bill Daly

2009-10 NHL DIRECTORY

Executive

Commissioner Gary B. Bettman
 Deputy Commissioner William Daly
 Chief Operating Officer John Collins
 Senior Executive Vice President of Hockey Operations Colin Campbell

Communications

Senior Vice President, Public Relations & Media (Toronto) Gary Meagher
 Senior Vice President, Corporate Communications Bernadette Mansur
 Group Vice President, Public Relations Frank Brown
 Vice President, Public Relations & Player Development Jamey Horan
 Statistician and Information Officer (Toronto) Benny Ercolani
 Senior Director, News Services Greg Inglis
 Director, Media Relations John Dellapina
 Director, Public Relations (Toronto) Julie Young
 Senior Publicist, Corporate Communications Kerry McGovern
 Senior Manager, Public Relations (Toronto) David Keon
 Manager, Public Relations Schuyler Baehman
 Manager, Public Relations (Toronto) Jennifer Raimondi
 Assistant, Public Relations Celeste Velasco

NHL Information

CRITICAL DATES

September

- 12 Opening Day of NHL Training Camps
- 14 Preseason schedule begins
- 28 Victoria Cup - Chicago vs. HC Davos (Zurich, Switzerland)
- 28 NHL Premiere Challenge (preseason) Florida vs. Tappara Tampere (Tampere, Finland)
- 29 Victoria Cup - Chicago vs. Zurich Lions (Zurich, Switzerland)
- 29 NHL Premiere Challenge (preseason) St. Louis vs. Linköping (Linköping, Sweden)
- 30 NHL Premiere Challenge (preseason) Detroit vs. Farjestad (Karlstad, Sweden)
- 30 NHL Premiere Challenge (preseason) Florida vs. Jokerit (Helsinki, Finland)
- 30 Opening Day Playing Rosters set (3 p.m. ET)

October

- 1 Hockey Fights Cancer Awareness Month
- 1 Opening Night - 92nd NHL Regular Season begins
- 2 NY Rangers at Pittsburgh (Stanley Cup Banner raised)
- 2 NHL Premiere - Chicago vs. Florida (Helsinki, Finland)
- 2 NHL Premiere - Detroit vs. St. Louis (Stockholm, Sweden)
- 3 NHL Premiere - Chicago vs. Florida (Helsinki, Finland)
- 3 NHL Premiere - Detroit vs. St. Louis (Stockholm, Sweden)
- 3 All 30 teams in action
- 24 All 30 teams in action
- TBA Lester Patrick Award luncheon (New York, N.Y.)

November

- 4-7 U20 4 Nations Cup
- 7 Hockey Hall of Fame Game (Detroit at Toronto)
- 8 Hockey Hall of Fame Legends Game (Canada vs. World)
- 9 Hockey Hall of Fame Induction Ceremony (Toronto, Ontario)
Inductees: Brett Hull, Brian Leetch, Luc Robitaille, Steve Yzerman (Player category); Lou Lamoriello (Builder category)

December

- 1 Signing deadline for Group 2 free agents
- 19-27 Holiday Roster Freeze in effect. For all players on an NHL active roster, injured reserve, or players with non-roster and injured non-roster status as of midnight, local time, December 19, a roster freeze shall apply through midnight local time December 27, with respect to waivers, trades and loans, subject to the exceptions provided for in CBA Article 16.10.
- 24-25 No scheduled practices - dressing rooms closed
- 26-1/5 IIHF World U20 Championship (Saskatoon & Regina, Canada)

January

- 1 2010 Bridgestone NHL Winter Classic (Fenway Park, Boston)
- 17 NHL on NBC (game of the week coverage begins)
- 29-31 Hockey Weekend Across America (USA Hockey)
- 30 CBC's Hockey Day in Canada (Host: Stratford, Ontario)

February

- 1 Hockey is for Everyone Month
- 14 Last NHL games before Olympic break
- 15-23 2010 Winter Olympic Break: No scheduled practices - dressing rooms closed
- 16 Olympic Hockey tournament begins (Vancouver, Canada)
- 22 30th Anniversary of 'Miracle on Ice' game (1980)
- 26 Olympic Bronze medal game
- 28 Olympic Gold medal game

March

- 1 NHL Regular season resumes after Olympic break
- 3 Trade deadline (3 p.m. ET)

April

- 8-10 NCAA Frozen Four (Ford Field, Detroit)
- 11 Last day of 2009-10 regular season
- 13-23 IIHF U18 World Championship (Mogilev & Bobruisk, Belarus)
- 14 Stanley Cup Playoffs begin

May

- 1-9 2010 Royal Bank Cup (Dauphin, Manitoba)
- 7-23 IIHF World Championship (Mannheim & Gelsenkirchen, Germany)
- 14-23 2010 Mastercard Memorial Cup (Brandon, Manitoba)
- 24-29 NHL Combine (Toronto, Ontario)

June

- 18 Last possible day for 2009 Stanley Cup Final
- TBA Deadline for first club-elected salary arbitration (later of June 15 or 48 hours after the conclusion of the Stanley Cup Final, 5 p.m. ET)
- TBA 2010 NHL Awards (Las Vegas, Nevada)
- TBA NHL Entry Draft (Location: TBA)

July

- 1 Free Agency period begins
- 5 Deadline for player-elected salary arbitration notification (5 p.m. ET)
- 6 Deadline for club-elected salary arbitration notification (5 p.m. ET)
- 20-8/4 Salary arbitration hearings held

August

- 6 Deadline for salary arbitration decisions to be rendered

NHL ON-ICE OFFICIALS

REFEREES

- AUGER, Stephane15
- *BANFIELD, David44
- *CHARRON, Frances46
- *CIAMAGA, Chris41
- DEVORSKI, Paul10
- DWYER, Gord19
- FRASER, Kerry2
- FURLATT, Eric27
- HASENFRATZ, Mike30
- *HEBERT, Ghislain49
- JACKSON, Dave8
- JOANNETTE, Marc25
- KIMMERLY, Greg18
- KOWAL, Tom32
- KOZARI, Steve40
- *L'ECUYER, Frederick48
- LARUE, Dennis14
- LEE, Chris28
- LEGGO, Mike3
- MARQUELLI, Dan6

- MARTELL, Rob26
- MCCAULEY, Wes4
- McCREARY, Bill7
- MEIER, Brad34
- MORTON, Dean36
- O'HALLORAN, Dan13
- O'ROURKE, Dan9
- PEEL, Tim20
- POCHMARA, Brian43
- POLLOCK, Kevin33
- *REHMAN, Kyle37
- ROONEY, Chris5
- ST. LAURENT, Francois38
- ST. PIERRE, Justin45
- SUTHERLAND, Kelly11
- VAN MASSENHOVEN, Don21
- WALSH, Ian29
- WALKOM, Stephen24
- WATSON, Brad23

* minor league official

LINESMEN

- AMELL, Derek75
- BARTON, Steve59
- BRISEBOIS, David96
- CAMERON, Lonnie74
- CHAMPOUX, Pierre67
- CHERREY, Scott50
- CORMIER, Michel76
- CVIK, Mike88
- DEVORSKI, Greg54
- DRISCOLL, Scott68
- GALLOWAY, Ryan82
- GIBBS, Darren66
- HENDERSON, Don91
- HEYER, Shane55
- KOVACHIK, Brad71
- LAZAROWICH, Brad86
- MACH, Brian78
- McELMAN, Andy90
- MILLER, Steve89

- MORIN, Jean97
- MURPHY, Brian93
- MURRAY, Jonny95
- NANSEN, Derek70
- NELSON, Thor80
- NOWAK, Tim77
- *PANCICH, Bryan94
- PARÉ, Mark79
- RACICOT, Pierre65
- RODY, Vaughan73
- SCHACHTE, Dan52
- SEITZ, Lyle61
- SERICOLO, Anthony84
- SHARRERS, Jay57
- SHEWCHYK, Mark92
- WHEELER, Mark56

NHL Hockey Operations

Order of Selection for 2010 Entry Draft

The NHL's annual Draft Drawing is a weighted lottery system to determine the order of selection for the first 14 picks of the 2010 Entry Draft.

The 14 teams that did not qualify for the Stanley Cup Playoffs, or clubs that acquired those clubs' 2010 first-round draft picks, participate in the Drawing.

The Club selected in the drawing may not move up more than four positions in the draft order, thus only the five Clubs with the fewest regular-season points have the opportunity to receive the first overall selection.

No Club can move down more than one position as a result of the Draft Drawing.

In the first round of the 2010 Entry Draft, the order of selection is as follows:

- a) The first 14 selections, as determined by the Draft Drawing (see above);
- b) Clubs eliminated in the first two rounds of the 2010 Stanley Cup Playoffs, regular-season division winners excluded, in inverse order of points;
- c) Regular-season division winning clubs eliminated in the first two rounds of the 2010 Stanley Cup Playoffs, in inverse order of points;
- d) Clubs eliminated in the 2010 Conference Finals, in inverse order of points;
- e) Stanley Cup finalist
- f) Stanley Cup champion

In the second and subsequent rounds the order of selection is as follows:

- a) Non-playoff clubs in inverse order of points;
- b) Clubs eliminated in the first two rounds of the 2010 Stanley Cup Playoffs, regular-season division winners excluded, in inverse order of points;
- c) Regular-season division winning clubs eliminated in the first two rounds of the 2010 Stanley Cup Playoffs, in inverse order of points;
- d) Clubs eliminated in the 2010 Conference Finals, in inverse order of points;
- e) Stanley Cup finalist
- f) Stanley Cup champion

Eligibility for Claim

- a) All Players age 18 or older are eligible for claim in the Entry Draft, except:
 - i. a Player on the Reserve List of a Club, other than as a try-out;
 - ii. a Player who has been claimed in two prior Entry Drafts;
 - iii. a Player who previously played in the League and became a Free Agent pursuant to this Agreement;
 - iv. a Player age 21 or older who: (A) has not been selected in a previous Entry Draft and (B) played hockey for at least one season in North America when he was age 18, 19, or 20 and shall be eligible to enter the League as an Unrestricted Free Agent pursuant to Article 10.1(d); and 18

- v. a player age 22 or older who has not been selected in a previous Entry Draft and shall be eligible to enter the League as an Unrestricted Free Agent pursuant to Article 10.1(d).

Unsigned Draft Choices

- a) A player aged 18 or 19 who was selected in the first three rounds of the Entry Draft and who was not signed by his NHL Club may not be retained by the Club and must be returned to his junior Club no later than the day prior to the opening of the NHL regular season.
- b) A player aged 18 or 19 who was selected in the fourth or subsequent rounds who has not been signed by his NHL Club may not be retained by his Club and must be returned to his junior Club no later than the fourth day prior to the opening of the NHL regular season.

Entry Level Players

1. Players 18 through 21 years of age when signing their first contract must remain in the entry-level system for a period of three years; players age 22 and 23 when signing their first contract are in the entry level system for two years; while those age 24 when signing their first contract are in the entry level system for one year. Age is defined as the player's age on September 15 of the calendar year in which he signs the contract, regardless of his actual age on the date he signs such contract.
2. In the event that a signed 18 or 19-year-old player does not play a minimum of 10 NHL games (regular season and/or playoffs) in his first season under contract, the term of his player contract and his number of years in the entry level system will be extended for a period of one year. The exception to this is a 19-year-old player who turns 20 years of age between September 16 and December 31 in his first contract year.
3. In the event that a player signs his first contract at age 18 and has had his Player Contract extended for one season already, and such player does not play at least 10 NHL games (regular season and/or playoffs) in the second season under that player's Player Contract, then the term of his Player Contract and his number of years in the Entry Level System shall be extended for one additional year.

23-Man Roster

There may be a maximum of 23 players on each Club's playing roster at any one time from the commencement of the NHL regular season through the trade deadline. Prior to the start of the season, each Club must submit to the NHL its "Opening Day Playing Roster" which shall be comprised of not more than 23 players. Each Club must have a roster of at least 20 players, composed of 18 skaters and two goaltenders. Players on Injured Reserve do not count in the 23-Man Roster limit.

NHL Hockey Operations

Injured Reserve List

In the event that a player is injured and a Club wishes to place him on the Injured Reserve List, the Club must follow these procedures.

1. A Club may place a player on the injured reserve list if such player is injured, disabled or ill and unable to perform his duties as a hockey player after having passed the Club's initial physical examination in that season.
2. A player who has an injury that renders him physically unable to play for a minimum of seven days after that date of the injury can be placed on the Club's Injured Reserve List. Once a player is placed on the injured reserve, the Club may replace said player on its NHL roster with another player. All determinations that a player has suffered an injury warranting injured reserve status must be made by the Club's medical staff and in accordance with the Club's medical standards.
3. A player placed on Injured Reserve is ineligible to compete in NHL games for a period of not less than seven days from the date of injury.
4. Players on Injured Reserve may attend Club meetings and meals, travel with the Club and participate in practice sessions.
5. Players on Injured Reserve are prohibited from appearing in games, participating in pre-game warm-ups with their Clubs, or dressing in game uniforms on game days.

Regular Season Waivers

For purposes of Regular Waivers and Re-Entry Waivers, the five (5) year exemption for an 18 year old skater and the four (4) year exemption for a 19 year old skater shall both be reduced to three (3) years commencing the first season that the 18 or 19 year old skater plays in eleven (11) NHL Games or more. The next two (2) seasons, regardless of whether the skater plays any NHL Games in either season, shall count as the second and third years toward satisfying the exemption. For purposes of Regular Waivers and Re-Entry Waivers, the six (6) year exemption for an 18 year old goalie and the five (5) year exemption for a 19 year old goalie

shall both be reduced to four (4) years commencing the first season that the 18 or 19 year old goalie plays in eleven (11) NHL Games or more. The next three (3) seasons, regardless of whether the goalie plays any NHL Games in any of those three (3) seasons, shall count as the next three (3) years toward satisfying the exemption.

The first season in which a Player who is age 20 or older plays in one (1) or more Professional Games shall constitute the first year for calculating the number of years he is exempt from Regular Waivers and Re-Entry Waivers.

A Player 25 years old or older who plays in one (1) or more Professional Games in any season shall be exempt from Regular Waivers and Re-Entry Waivers for the remainder of that season.

Tie-Breaking Procedures

At the conclusion of the regular season, the standing of the teams in each Conference shall be determined in accordance with the following priorities in the order listed:

- a) First place in each of the three (3) divisions seeded 1, 2, and 3.
- b) The higher number of points earned by the Club.
- c) The greater number of games won by the Club.
- d) The higher number of points earned in games against each other among two (2) or more Clubs having equal standing under priority (b) and (c) **
- e) The greater differential between goals scored for and against by Clubs having equal standing under priority (d).

**** NOTE:** For the purpose of determining standing under priority (d) for two or more tied Clubs that have not played an even number of games with one or more of the other tied Clubs, the first game played in the city that has the extra game (the "odd game") shall not be included. When more than two Clubs are tied, the percentage of available points earned in games among each other (and not including any "odd games") shall be used to determine standing.

Television Broadcasters



JOE BENINATI Television Play-by-Play

Joe Beninati is in his 15th season of Washington Capitals television play-by-play on Comcast SportsNet (CSN) and its predecessor, Home Team Sports. In addition to his hockey work in the nation's capital, Beninati is in his fifth season with the NHL's national television package on

Versus, calling games at the cable network level through the Conference Finals. In past years, he has voiced Stanley Cup and World Cup games for ESPN, NHL Radio, and WFAN-New York, along with the 2002 and '06 Olympic tournaments on Westwood One.

Beninati graduated to the NHL in 1994 after five seasons of radio/TV play-by-play in the American Hockey League with stops in Portland, Maine, and Providence, R.I. Prior to joining the professional ranks he was the sports information director for two years at his alma mater, Bowdoin College.

A four-time Capital Region Emmy Award winner for excellence in play-by-play, Beninati has covered seven college sports for CSN. His summer resume includes past fill-in TV play-by-play for Baltimore Orioles baseball on CSN, plus eight seasons detailing the action for the Major League Lacrosse Game of the Week on ESPN2.

On the gridiron, the fall of 2009 marks his third season at the mic for Versus' coverage of Mountain West and PAC-10 Conference football. For several seasons, Beninati freelanced as a national radio play-by-play announcer for major college football on Westwood One. He has Maryland, Navy, CAA, and Division 1-AA local credits on CSN and CN-8.

In the basketball gym, his experience includes two seasons of radio play-by-play with the Washington Mystics and fill-in radio work with the Washington Wizards, as well as a long list of select TV calls for local Maryland and Virginia college hoops on CSN.



AL KOKEN Television Analyst

Al Koken is entering his 25th season covering the Washington Capitals hockey for television broadcasts. Koken has been a color analyst, play-by-play announcer and rinkside reporter during his career covering the Capitals, which started in 1984-85. He returns to the Comcast SportsNet

broadcast team this season to offer ice-level insight and interviews with team members and other hockey personalities. In addition to his Capitals coverage, "Smokin' Al" Koken has served a variety of roles including play-by-play announcer, sideline reporter and studio host for broadcasts of the NBA's Washington Wizards, MLB's Baltimore Orioles and NCAA basketball.

During his distinguished Washington sports journalism career spanning more than 30 years, Koken has also served as a print journalist for UPI and sports anchor for TV stations WUSA and WTTG, as well as radio stations WTOP and WTEM. In addition to his work on Comcast SportsNet during and after Capitals games, Koken has also worked with ESPN and Fox Sports over the years.

A native of St. Louis, Mo., Koken has a degree in government and political science from American University.



CRAIG LAUGHLIN Television Analyst

Craig Laughlin is celebrating his 20th season in the booth and 26th season in the Capitals organization as a player or broadcaster. With 10 years of professional playing experience in the NHL and Europe, Laughlin brings to the audience his unique understanding of the game, offering insightful, entertaining and expert analysis on Comcast SportsNet. He also served as an analyst on the NHL Network during the 2008 Stanley Cup playoffs.

Following four years of NCAA Division I play at Clarkson University, Laughlin began his professional career with the Montreal Canadiens in 1979-80. He joined the Capitals for the 1982-83 season, arriving as part of the blockbuster trade that brought Rod Langway to D.C. Laughlin remains one of the select few players in Capitals history to have played 400 games with the club and ranks 20th among the franchise's all-time scoring leaders. His tenure with Washington was highlighted by a 30-goal, 75-point season in 1985-86. Laughlin completed his NHL career having appeared in 549 games, recording 136 goals and 205 assists while playing for Montreal, Washington, Los Angeles and Toronto. He played his final season in Landshut, Germany, in 1989-90 before retiring as a player and moving to the broadcast booth.

Laughlin has been involved in a number of business ventures in addition to broadcasting and remains active in area youth hockey programs. He is president of Network Hockey, a year-round hockey development program for aspiring hockey players, and serves as a lead instructor at the Washington Capitals Youth Hockey Camps. He also served as co-owner of the ECHL's Richmond Renegades, winning a Riley Cup championship in 1995.



LISA HILLARY Television Reporter

Lisa Hillary joined Comcast SportsNet in 2007 as an anchor/reporter and is in her third season covering the Washington Capitals. She serves as the primary reporter for the network's Capitals coverage as well as anchoring the network's live daily news shows, SportsRise and SportsNite, throughout the week.

The Ottawa, Ontario, native previously worked for TSN, Canada's leading sports network, as an anchor for SportsCentre in Toronto and a reporter for the network's Calgary bureau, covering the NHL's Calgary Flames along with the CFL.

Most recently, Hillary served as the 11 p.m. news anchor for A-Channel News, a local news affiliate in Ottawa. Hillary has covered some of Canada's top sports stories such as the NHL lockout, Stanley Cup playoffs, and the Grey Cup. She is an accomplished golfer and was a member of the Quebec Junior Golf team at just 13 years of age.

Radio Broadcasters



STEVE KOLBE Radio Play-by-Play

Steve Kolbe returns to the airwaves for his 13th year as the play-by-play voice of the Washington Capitals radio broadcasts. A member of the Capitals' broadcast team since 1995, Kolbe provides a fast-paced and energetic style to bring listeners right into the action. His delivery and personality have helped him broadcast more than 950 regular-season and playoff games, a mark he eclipsed in 2008-09.

Kolbe became familiar to Washington hockey fans when he was named as the pregame and postgame host for the 1995-96 season. Known as "The Iceman," he was also host of Sunday Morning at Center Ice, a comprehensive look at the NHL. He began his full-time move to the booth in 1996-97, when he served as an analyst for the Capitals as well as play-by-play announcer for the American Hockey League's Portland Pirates. Kolbe has been a colorful fixture on local sports radio for 17 years in numerous capacities, including talk show host, sports anchor, producer and soccer studio host.

A 1989 graduate of Michigan State University with a B.A. in telecommunications, Kolbe enjoys fishing, archery and playing the drums.



KEN SABOURIN Radio Analyst

Ken Sabourin returns to the Capitals' broadcast team for his seventh year providing insightful analysis for radio coverage. Sabourin joined the team in 2002-03 for home games, working alongside play-by-play commentator Steve Kolbe.

A player for five years in the NHL and a defenseman for Washington during the 1990-91 and '91-92 campaigns, Sabourin retired from professional hockey following the 1998-99 season. In 74 games with Washington and Calgary, the native of Scarborough, Ontario, recorded two goals and eight assists, including five points in 28 games for the Capitals in 1990-91. In 47 games over his two seasons with Washington, Sabourin recorded one goal and four assists while registering 129 penalty minutes. While playing for Calgary in 1988-89, Sabourin appeared in one playoff game en route to the Flames' Stanley Cup title.

Drafted by Calgary in the second round (33rd overall) of the 1984 Entry Draft, Sabourin continued his hockey involvement following his playing career by serving as an analyst for the Sunshine Network's coverage of the now-defunct Orlando Solar Bears of the International Hockey League. He remains active in area youth hockey, serving as a lead instructor at the Washington Capitals Youth Hockey Camps.



JONATHAN WARNER Radio Host

Jonathan Warner is in his third season as studio host on the Capitals Radio Network, providing in-game updates from around the league and hosting intermission reports, the pre- and postgame shows and the weekly Saturday Night Caps show. Warner has more than two decades of experience in the Washington, D.C., market, starting with the Associated Press in 1990 and eventually moving on to WTOP as a sports anchor and reporter since 1997.

Warner's voice was previously heard at Capitals games as the public address announcer in the late 1990s, including during the team's trip to the Stanley Cup final in 1998. He also has experience as a network sports anchor for CBS, NBC, CNN and Associated Press, anchored sports for three years at WTEM and produced a television show on Home Team Sports (now Comcast SportsNet).

A journalism major at the University of Charleston and University of Delaware, Warner was the sports director of WNS-TV and WILM News Radio in Wilmington, Delaware. He also spent time as a sports producer at WXIA-TV in Atlanta.

BROADCAST PARTNERS



Local Media Covering the Capitals

NEWSPAPERS

Washington Post

www.washingtonpost.com

Beat Writer: Tarik El-Bashir

Sports Writer: Katie Carrera

Columnists: Tom Boswell, Tracee Hamilton, Sally Jenkins, Dan Steinberg, Michael Wilbon, Mike Wise

Washington Times

www.washingtontimes.com

Beat Writer: Corey Masisak

Sports Writers: Bob Cohn, David Elfin, Tim

Lemke, Ryan O'Halloran

Columnists: Dan Daly, Thom Loverro, Tom Knott, Dick Heller

The Examiner

www.washingtonexaminer.com

Beat Writer: Brian McNally

Express

www.expressnightout.com

Beat Writer: Mark Giannotto

Washington Informer

www.washingtoninformer.com

Baltimore Sun

www.baltimoresun.com

Annapolis Capital

www.capitalonline.com

WIRE SERVICE

Associated Press

Joseph White, Howard Fendrich

TELEVISION

Comcast SportsNet

www.comcastsportsnet.tv

Broadcasters: Joe Beninati, Craig Laughlin,

Al Koken

Beat Reporter: Lisa Hillary

Sportscasters: Brent Harris, Chick Hernandez,

Michael Jenkins, Kelli Johnson, David Lee,

Chris Miller, Jill Sorenson, Russ Thaler

WJLA-TV 7 (ABC) / Newschannel 8

www.wjla.com

Tim Brant

WRC-TV 4 (NBC)

www.nbcwashington.com

Lindsay Czarniak, Dan Hellie, Hakem Dermish

WTTG-TV 5 (FOX)

www.myfoxdc.com

Dave Feldman, Lindsay Murphy, Dave Ross

WUSA-TV 9 (CBS)

www.wusa9.com

Brett Haber, Sara Walsh

RADIO

ESPN 980 (980 AM)

www.espn980.com

WJFK 106.7 THE FAN (106.7 FM)

www.cbssports.com/local/dc

WTOP (103.5 FM)

www.wtopnews.com

WFED (1500 AM)

www.federalnewsradio.com

WWDC (101.1 FM)

www.dc101.com

WBAL (1090 AM)

www.wbal.com

WNST (1390 AM)

www.wnst.net

WEB SITES/BLOGS

Ted's Take

www.tedstake.com

Dump and Chase

WashingtonCaps.com

Welcome To The Show

WashingtonCaps.com

Capitals Insider

voices.washingtonpost.com/capitalsinsider

In The Room

www.washingtontimes.com/weblogs/in-the-room

D.C. Sports Bog

voices.washingtonpost.com/dcsportsbog

Japers' Rink

www.japersrink.com

On Frozen Blog

www.onfrozenblog.com

Off Wing Opinion

www.ericmcclain.com/offwingopinion/

Puck Daddy

sports.yahoo.com/nhl/blog/puck_daddy

A View From The Cheap Seats

www.dccheapseats.com

Alex Ovetjkin

alexovetjkin.blogspot.com

DCist

www.dcist.com

John Walton Hockey

www.johnwaltonhockey.com

The Peerless Prognosticator

peerlessprognosticator.blogspot.com

Puckhead's Thoughts

pheadstoughts.blogspot.com

Storming the Crease

www.stormingthecrease.com

Washington, D.C.

Located in the heart of the nation's capital, Verizon Center is surrounded by an assortment of political, cultural, educational and social attractions. With more free attractions than any other U.S. city, Washington, D.C., is one of the most popular tourist sites in the world. Hockey fans can stroll through the city, relax on the Mall, visit the White House, Capitol Hill or any of the numerous monuments, museums and memorials.

Getting Around

The District of Columbia offers one of the nation's finest means of public transportation, the Metro. The Metro system is a clean, convenient way to access all parts of the city and some outlying suburbs.

Metro consists of five color-coded lines, all of which stop at points within walking distance of Verizon Center. The red, yellow and green lines deliver passengers to the Gallery Place/Chinatown station (at the corner of 7th and F Streets), just steps from the front entrance of Verizon Center, while the red, blue and orange lines stop at nearby Metro Center.

Monuments, Memorials and Museums

Capital Children's Museum, 800 Third Street, NE
 Jefferson Memorial, 15th Street, NW
 National Air and Space Museum, 6th St. and Independence Ave., NW
 National Museum of African Art, 950 Independence Avenue, SW
 National Museum of American History, 14th St. and Constitution Ave., NW
 National Portrait Gallery, 8th and F Streets, NW
 National Zoo, 3000 block of Connecticut Avenue
 Newseum, 555 Pennsylvania Ave., NW
 Library of Congress, 101 Independence Avenue, SE
 U.S. Holocaust Museum, 14th Street, NW
 White House, 1600 Pennsylvania Avenue, NW

Restaurants

Austin Grill, 750 E Street, NW
 B. Smith's, Union Station, 50 Mass. Ave., NE
 *Capital Grille, 601 Pennsylvania Ave., NW
 *Chop House, 7th and F Streets, NW
 *Clydes, 7th and G Streets, NW
 *ESPN Zone, 555 12th St., NW
 Fado Irish Pub, 808 7th St., NW
 Gordon Biersch, 9th and G Streets, NW
 Grand Slam Sports Bar, 1000 H St., NW
 *Greene Turtle, 601 F St., NW
 *Hooters, 825 7th St., NW
 Hunan Chinatown, 7th & H Streets, NW
 Legal Seafood, 7th and G Streets, NW
 Maggiano's, 5333 Wisconsin Ave., NW
 Zola, 800 F Street, NW

Overnight Accommodations

Grand Hyatt, 1000 H Street, NW, 202.582.1234
 *Hilton Garden Inn, 815 14th St., NW 202.783.7800
 Hotel Monaco, 700 F Street, NW, 202.628.7177
 JW Marriott, 1331 Pennsylvania Avenue, NW, 202.393.2000
 Mayflower, 1127 Connecticut Avenue, NW, 202.347.3000
 Ritz Carlton, 22nd and M Streets, NW, 202.835.0500
 Red Roof Inn, 500 H Street, NW, 202.289.5959
 Washington Marriott, 1221 22nd Street, NW, 202.872.1500

*Capitals Recommended

