



BUILDING AMERICA'S  
HOCKEY  
CAPITAL™



2011 ★ 2012  
**WASHINGTON CAPITALS  
OFFICIAL GUIDE**





# 2011-12 Schedule

## SEPTEMBER

SUN	MON	TUES	WED	THUR	FRI	SAT
				1	2	3
4	5	6	7	8	9	10
11	12	13	14	15	16	17
18	19	Baltimore Hockey Classic NSH 7 p.m.	CBJ 7 p.m.	22	CHI 8:30 p.m.	24 3rd Annual Capitals Convention
25	CBJ 7 p.m.	27	NSH 8 p.m.	29	BUF 7 p.m.	30

## OCTOBER

SUN	MON	TUES	WED	THUR	FRI	SAT
						1
2 CHI 5 p.m.	3	4	5	6	7	8 CAR 7 p.m.
9	10 TB 7 p.m.	11	12	13 PIT 7 p.m.	14	15 OTT 7 p.m.
16	17	18 FLA 7 p.m.	19	20 PHI 7 p.m.	21	22 DET 7 p.m.
30 31	23	24	25	26	27 EDM 9:30 p.m.	28 VAN 10 p.m.

## NOVEMBER

SUN	MON	TUES	WED	THUR	FRI	SAT
		1 ANA 7:30 p.m.	2	3	4 CAR 7 p.m.	5 NYI
6	7	8 DAL 7 p.m.	9	10	11 NJ 7 p.m.	12 NJ 7 p.m.
13	14	15 NSH 8 p.m.	16	17 WPG 8:30 p.m.	18	19 TOR 7 p.m.
20	21 PHX 7 p.m.	22	23 WPG 7 p.m.	24	25 NYR 4 p.m.	26 BUF 7 p.m.
27	28	29 STL 7 p.m.	30			

## DECEMBER

SUN	MON	TUES	WED	THUR	FRI	SAT
				1 PIT 7 p.m.	2	3 OTT 7 p.m.
4	5 FLA 7:30 p.m.	6	7 OTT 7 p.m.	8	9 TOR 7 p.m.	10
11	12	13 PHI 7 p.m.	14	15 WPG 8:30 p.m.	16	17 COL 9 p.m.
18	19	20 NSH 7 p.m.	21	22	23 NJ 7 p.m.	24
25	26 BUF 7 p.m.	27	28 NYR 7:30 p.m.	29	30 BUF 7 p.m.	31 CBJ 7 p.m.

## JANUARY

SUN	MON	TUES	WED	THUR	FRI	SAT
1	2	3 CGY 7 p.m.	4	5	6	7 SJ 10:30 p.m.
8	9 LA 10:30 p.m.	10	11 PIT 7:30 p.m.	12	13 TB 7 p.m.	14
15 CAR 5 p.m.	16	17 NYI 7 p.m.	18 MTL 7:30 p.m.	19	20 CAR 7 p.m.	21
22 PIT 3 p.m.	23	24 BOS 7 p.m.	25	26	27	28
29	30	31 TB 7:30 p.m.				

## FEBRUARY

SUN	MON	TUES	WED	THUR	FRI	SAT
			1 FLA 8 p.m.	2	3	4 MTL 2 p.m.
5 BOS 12:30 p.m.	6	7 FLA 7 p.m.	8	9 WPG 7 p.m.	10	11
12 NYR 3 p.m.	13 SJ 7:30 p.m.	14	15	16	17 FLA 7:30 p.m.	18 TB 7 p.m.
19	20 CAR 7:30 p.m.	21	22 OTT 7 p.m.	23	24 MTL 7 p.m.	25 TOR 7 p.m.
26	27	28 NYI 7 p.m.	29			

## MARCH

SUN	MON	TUES	WED	THUR	FRI	SAT
				1	2 NJ 7 p.m.	3
4 PHI 7:30 p.m.	5	6 CAR 7 p.m.	7	8 TB 7 p.m.	9	10 BOS 1 p.m.
11 TOR 5 p.m.	12	13 NYI 7 p.m.	14	15	16 WPG 8:30 p.m.	17
18 CHI 6 p.m.	19 DET 7:30 p.m.	20	21	22 PHI 7 p.m.	23 WPG 7 p.m.	24
25 MIN 5 p.m.	26	27 BUF 7 p.m.	28	29 BOS 7 p.m.	30	31 MTL 7 p.m.

## APRIL

SUN	MON	TUES	WED	THUR	FRI	SAT
1	2 TB 7 p.m.	3	4	5 FLA 7 p.m.	6	7 NYR 3 p.m.
8	9	10	11	12	13	14
15	16	17	18	19	20	21
22	23	24	25	26	27	28
29	30					

Home Game
  Away Game
  Preseason Home Game

Game times subject to change





# Table of Contents

## INTRODUCTION

2011-12 Schedule .....	1
Table of Contents .....	2
Staff Directory .....	3-4
Verizon Center .....	5-7
Kettler Capitals Iceplex .....	8

## OWNERSHIP & FRONT OFFICE

Ted Leonsis .....	10
Monumental Sports & Entertainment .....	11-14
George McPhee .....	15
Hockey Operations .....	16
Bruce Boudreau .....	17-18
Assistant Coaches .....	19-20
Training & Equipment Staff .....	21-22
Scouting & Hockey Operations Staff .....	23
Front Office Staff .....	24-25
Hershey Bears/South Carolina Stingrays .....	26-27
Caps in Our Community .....	28-33

## PLAYERS

Training Camp Roster .....	36-37
Karl Alzner .....	38-39
Nicklas Backstrom .....	40-41
Troy Brouwer .....	42-43
John Carlson .....	44-45
Jason Chimera .....	46-47
John Erskine .....	48-49
Mike Green .....	50-51
Jeff Halpern .....	52-53
Roman Hamrik .....	54-55
Matt Hendricks .....	56-57
Braden Holtby .....	58-59
Marcus Johansson .....	60-61
D.J. King .....	62-63
Mike Knuble .....	64-65
Brooks Laich .....	66-67
Michal Neuvirth .....	68-69
Alex Ovechkin .....	70-73
Mathieu Perreault .....	74-75
Tom Poti .....	76-77
Jeff Schultz .....	78-79
Alexander Semin .....	80-81
Tomas Vokoun .....	82-83
Joel Ward .....	84-85

Dennis Wideman .....	86-87
In the System .....	88-98
Future Caps .....	99-104

## 2010-11 YEAR IN REVIEW

NHL Standings, Statistics and Awards .....	106
Capitals Notes .....	107-109
Capitals Statistics and Results .....	110-117
Highs, Lows and Streaks .....	118
Shootouts & Penalty Shots .....	119
Individual Game-by-Game Statistics .....	120-128
Goals and Shots by Period .....	129

## TEAM HISTORY

Year-by-Year Results .....	131
Year-by-Year Leaders .....	132
Career Leaders .....	133
Single-Season Leaders .....	134
Season-by-Season Recaps .....	135-170
General Managers, Head Coaches & Captains .....	171
All-Time Player Register .....	172-197
All-Time Goaltender Register .....	198-200
All-Time Sweater Numbers .....	201-203
Retired Numbers .....	204
Uniform History .....	205
All-Time Draft Selections .....	206-209
Transactions .....	210-216
All-Time Record vs. NHL Franchises .....	217
Game-by-Game Results by Team .....	218-224
Longest Streaks by Season .....	225
Special Teams and Attendance .....	226
Opening Games and Holidays .....	227
Hat Tricks .....	228-230
Shootouts .....	231-233
Overtime .....	234-235
Shootouts .....	236
Penalty Shots .....	237
Capitals and Verizon Center Firsts .....	238
Capitals NHL Award Winners .....	239-241
All-Star Game .....	242
Record Book .....	243-247

## PLAYOFF HISTORY

Year-by-Year Results .....	249
All-Time Playoff Scoring .....	250-251

Career Leaders .....	251
All-Time Goaltending .....	252
Overtime .....	253
Hat Tricks and Penalty Shots .....	254
Game-by-Game Results .....	255-259
Year-by-Year Statistics .....	260-263
Record Book .....	264-266

## OPPONENTS

Series History and 2010-11 Reviews .....	268-325
--	---------

## MISCELLANEOUS

Media Information .....	328-329
NHL Directory & Officials .....	330
NHL Critical Dates .....	331
NHL Hockey Operations .....	332-333
Capitals Broadcasters .....	334-335
Washington, D.C. ....	336

## 2011-12 WASHINGTON CAPITALS OFFICIAL GUIDE

**Written, edited and designed by the  
Washington Capitals media relations staff:**  
Sergey Kocharov, Ben Guerrero, Kelly Murray

**Cover Design:** Andy Mattice

**Special Thanks:** Kurt Kehl, Mike Vogel, Elizabeth Wodatch, Katy Headman, Kris Wagner, Don Fishman, George McPhee, Michelle Trostle, The Elias Sports Bureau, Bob Waterman

**Photography:** Mitchell Layton, NHL Images/Getty Images Staff, Bruce Bennett, Rafael Suanes, Greg Fiume, Washington Capitals Archives

**Updates:** Updates to this guide will be posted periodically during the season in .pdf form on the club's website, WashingtonCaps.com, under the "Team" tab.

## Washington Capitals

Kettler Capitals Iceplex  
627 N. Glebe Rd., Suite 850  
Arlington, VA 22203  
202.266.2200  
Fax: 202.266.2360  
WashingtonCaps.com







# Washington Capitals Club Directory

Kettler Capitals Iceplex • 627 North Glebe Road, Suite 850 • Arlington, VA 22203

## Ownership (Monumental Sports & Entertainment)

Founder, Chairman, Majority Owner and Chief Executive Officer ..	Ted Leonsis
Vice Chairman, Chief Operating Officer and Capitals President ....	Dick Patrick
Vice Chairman .....	Raul Fernandez
Vice Chairman .....	Sheila Johnson
MSE Partner .....	Scott Brickman
MSE Partner .....	Neil Cohen
MSE Partner .....	Jack Davies
MSE Partner .....	Richard Fairbank
MSE Partner .....	Michelle D. Freeman
MSE Partner .....	Richard Kay
MSE Partner .....	Jeong Kim
MSE Partner .....	Mark D. Lerner
MSE Partner .....	Roger Mody
MSE Partner .....	Anthony Nader
MSE Partner .....	Fred Schaufeld
MSE Partner .....	Earl Stafford
MSE Partner .....	George Stamas
MSE Partner .....	Cliff White

## Hockey Operations

Vice President & General Manager .....	George McPhee
Assistant General Manager, Dir. of Legal Affairs .....	Don Fishman
Head Coach .....	Bruce Boudreau
Assistant Coach .....	Dean Evason
Assistant Coach .....	Bob Woods
Assistant Coach/Video .....	Blaine Forsythe
Director of Goaltending and NHL Goaltender Coach .....	Dave Prior
Associate Goaltending Coach .....	Olie Kolzig
Strength and Conditioning Coach .....	Mark Nemish
Physiologist .....	Jack Blatherwick
Director of Team Operations .....	Katy Headman
Hockey Operations Assistant .....	Eric Garvey
Hockey Operations Assistant .....	Evan Gold
Manager of Team Services .....	Ian Anderson
Head Coach, Hershey Bears .....	Mark French
Assistant Coach, Hershey Bears .....	Troy Mann

## Scouting Staff

Assistant General Manager, Player Personnel .....	Brian MacLellan
Director of Player Development .....	Steve Richmond
Director of Amateur Scouting .....	Ross Mahoney
Director of Scouting Operations .....	Kris Wagner
Pro Scout .....	Jason Fitzsimmons
Pro Scout .....	Chris Patrick
Pro Scout .....	Martin Pouliot
Amateur Scout .....	Darrell Baumgartner
Amateur Scout .....	Steve Bowman
Amateur Scout .....	Alan Haworth
Amateur Scout .....	Phil Horner
Amateur Scout .....	Ed McColgan
Amateur Scout .....	Wil Nichol
Amateur Scout .....	Terry Richardson
Amateur Scout .....	A.J. Toews
European Scout .....	Vojtech Kucera
European Scout .....	Petri Skriko
European Scout .....	Mats Weiderstal

## Medical Staff

Head Athletic Trainer .....	Greg Smith
Assistant Athletic Trainer .....	Ben Reisz
Massage Therapist .....	Curt Millar
Head Team Physician .....	Ben Shaffer, MD
Team Internist .....	Chris Walsh, MD
Team Ophthalmologist .....	Thomas Clinch, MD
Team Dentist .....	Thomas Lenz, DDS, PC

## Equipment Staff

Head Equipment Manager .....	Brock Myles
Assistant Equipment Manager .....	Craig Leydig
Equipment Assistant .....	Dave Marin

## Monumental Sports Executives

Executive Vice President and General Counsel .....	Randy Boe
Chief Financial Officer .....	Peter Biche
Senior Vice President of Corporate Partnerships .....	Tom Hunt
Senior Vice President of Corporate Communications .....	Kurt Kehl
Senior Vice President of Human Resources .....	Kelly Skoloda
Senior Vice President and General Manager of Verizon Center .....	David Touhey
Senior Vice President of Ticket Sales and Service .....	Jim Van Stone
Vice President of Finance .....	Keith Burrows
Vice President of Executive Suites .....	Rick Moreland
Vice President of Administration .....	Michelle Trostle

## Administration

Senior Director of Information Technology .....	Brian McPartland
Office Assistant .....	Valerie Garrett
Receptionist .....	Chuquita Pettus
Chief Building Engineer .....	Larry Hollen
Building Engineer .....	Pedro Pena

## Communications

Director of Media Relations .....	Sergey Kocharov
Manager of Media Relations .....	Ben Guerrero
Communications Coordinator .....	Kelly Murray
Director of Community Relations .....	Elizabeth Wodatch
Manager of Community Relations .....	Nadia Wajid
Senior Writer .....	Mike Vogel
Digital Content Producer .....	James Heuser
Director of Radio Broadcasting/Radio Play-by-Play .....	John Walton
Radio Analyst .....	Ken Sabourin

## Marketing

Vice President of Marketing & CMO .....	Joe Dupriest
Director of Strategic Marketing .....	Michael Chan
Marketing Coordinator .....	Ryan Smeets
Director of Fan Development & Promotions .....	Kim Frank
Assistant Manager of Promotions .....	Lauren Gilmore
Amateur Hockey & Fan Development Coordinator .....	Peter Robinson
Director of Digital Media .....	Sean Parker
Graphic Designer .....	Andrew Mattice
Digital Media Coordinator .....	Alex Ball
Director of Game Entertainment & TV Production .....	Mike Wurman
Game Entertainment Coordinator .....	Tyler Hines
Senior Manager of CRM .....	Ema Gantcheva
Mascot Coordinator .....	Kevin Giambi





# Washington Capitals Club Directory

## Corporate Partnerships

Senior Director of Partnership Marketing .....	Shari Howard
Senior Director of Corporate Partnerships .....	Roger Moskowitz
Senior Director of Corporate Partnerships .....	Lew Strudler
Director of Corporate Partnerships .....	Marco Gentile
Director of Corporate Partnerships .....	Bruce Zalbe
Director of Corporate Partnerships .....	Rob Hur
Director of Corporate Partnerships .....	Kathy Devine
Senior Manager of Partnership Marketing .....	Letitia Petrillo
Partnership Marketing Manager .....	Mindy Pipes
Partnership Marketing Manager .....	Ariel Levis
Partnership Marketing Manager .....	Andrew Shaw
Partnership Marketing Manager .....	Cathy Jerome
Partnership Marketing Manager .....	Jenna Ross
Partnership Marketing Manager .....	Hana Weaver
Partnership Marketing Coordinator .....	Rebecca Johansson

## Finance

Director of Accounting .....	Jill Ruehle
Accounting Payable .....	Jennifer Simpson
Staff Accountant .....	Adam Haney

## Ticket Sales & Service

Senior Director of Guest Services .....	Greg Monares
Director of Guest Services .....	Rick Olivieri
Senior Guest Services Specialist .....	Christi Carson
Senior Guest Services Specialist .....	Sean Goodman
Guest Services Specialist .....	Katie Bortnick
Guest Services Specialist .....	Connery Flanagan
Guest Services Specialist .....	Matthew Fox

Guest Services Specialist .....	Justin Franke
Guest Services Specialist .....	Greg Gosselin
Guest Services Specialist .....	Scott Haberle
Guest Services Specialist .....	Kelly Jones
Guest Services Specialist .....	Ben Sugarman
Senior Director of Ticket Operations .....	Chris Sheap
Director of Ticket Operations .....	Jordan Cookler
Manager of Ticket Operations .....	Steve Kaufman
Assistant Manager of Ticket Operations .....	Jill Salisbury
Senior Director of Ticket Sales .....	Anthony Aspaas
Senior Director of Group Sales & Arena Events .....	Darren Montgomery
Director of Amateur Hockey Sales .....	Tim Bronaugh
Director of Group & Arena Event Sales .....	Jeff Keeney
Senior Regional Sales Manager .....	Nova Ackerman
Senior Regional Sales Manager .....	David Boettinger
Senior Regional Sales Manager .....	Travis Gendron
Senior Regional Sales Manager of Groups .....	Jimm Bonk
Senior Regional Sales Manager of Groups .....	Sara Plietz
Senior Regional Sales Manager of Groups .....	Pete Sekulow
Regional Sales Manager .....	Jaclyn Benjamin
Regional Sales Manager .....	Joshua Gains
Regional Sales Manager .....	Greg Roberts

## Television Rights Holder

Television Rights Holder .....	Comcast SportsNet
Television Play-by-Play .....	Joe Beninati
Television Analyst .....	Craig Laughlin
Television Reporter .....	Al Koken
Studio Analyst .....	Alan May
Television Reporter .....	Jill Sorenson





# Verizon Center



Verizon Center is a 20,000-seat multi-purpose sports and entertainment venue, owned and operated by Monumental Sports & Entertainment, in the Penn Quarter neighborhood of Chinatown in downtown Washington, D.C. The arena is home to the NHL's Washington Capitals, the NBA's Washington Wizards, the WNBA's Washington Mystics, and the NCAA's Georgetown Hoyas men's basketball team. Boasting an average of 220 events per year, Verizon Center is the heart of a \$6.7 billion redevelopment that began 13 years ago when the arena opened. The surrounding neighborhood details new restaurants, condominiums and businesses, as a full slate of concerts, family shows and world class tournaments fill the arena on an annual basis.

Boasting an average of 220 events per year, Verizon Center is the heart of a \$6.7 billion redevelopment that began 13 years ago when the arena was envisioned and built by late owner Abe Pollin and his wife, Irene Pollin, after previously building the Capital Centre arena in Landover, Md. Since the Pollins realized their vision on Dec. 2, 1997, with the opening of the privately financed new arena in downtown Washington, 33.4 million people have attended more than 2,810 events.

In June 2010, Ted Leonsis became the majority owner of Verizon Center and formed Monumental Sports & Entertainment. The newly formed entity includes ownership of the NBA's Washington Wizards, the NHL's Washington Capitals, the WNBA's Washington Mystics and Verizon Center. Monumental Sports & Entertainment also manages Kettler Capitals Iceplex and the Patriot Center at George Mason University.

As an arena in the heart of downtown Washington, D.C., Verizon Center has hosted a multitude of high-profile events in its history, ranging from the 1998 Stanley Cup Final to the NBA (2001) and WNBA (2002, 2007) All-Star games to the 2003 World Figure Skating Championship, the 2005 ACC Tournament, the first and second rounds of the NCAA Division I men's basketball tournament (1998, 2002, 2008) as well as the second and third rounds (2011), the 2006 Washington Regional Round and the 2009 NCAA Frozen Four men's hockey championship.

Entertainment at the arena would not be complete without concerts and family shows ranging from all-time greats to current-day chart-topping artists. In the 13-year history of the arena some of the artists who have roamed the halls and mastered the stage at Verizon Center include: U2, Justin Timberlake, The Three

Tenors, Barbra Streisand, Bon Jovi, Prince, Tim McGraw & Faith Hill, Beyonce, the Dalai Lama, Keith Urban, Jeff Dunham, Christina Aguilera, Disney on Ice and The Wiggles.


Located within the arena are 106 luxury suites, a high-definition center-hung scoreboard, an indoor basketball practice facility and 10 dressing rooms. The arena offers a variety of concession stands and restaurants with menu choices ranging from pizza at Papa John's to donuts at Dunkin' Donuts. Additional arena fare includes hot dogs, crab cakes, chicken fingers and deli sandwiches. Kosher, vegetarian, vegan and gluten-free options are also available.

Other amenities in the arena include the private Owner's Club, the private Acela Club restaurant for club members, the Dewar's Coaches Club on the event level, The Player's Club, Dewar's 12 Clubhouse on the second level, Volkswagen Theatre, The Greene Turtle Sports Bar & Grille, Team Store and VIDA Fitness and Bang Salon.

## EXECUTIVE SUITES/PARTY PAVILION

A great way to enjoy events at Verizon Center is to entertain some friends and family or business associates in one of the 106 executive suites. The executive suites feature between 12 and 24 seats, a private seating area, refrigerator, a flat screen television and a private restroom. Additional benefits that offer the full VIP treatment for guests as they watch over 220 sporting events and concerts held annually at Verizon Center include membership to the Acela Club restaurant, early and late entry to events, and access to premium food catering services by Levy Restaurants.


The Captain Morgan Party Pavilion, overlooking the main floor of the arena, is another exciting option for entertaining up to 99 guests. The party pavilion features a glass-enclosed suite that can be customized for meetings and hospitality purposes, and can be rented out on an event-by-event basis. Entertaining can be broken down into groups of 34, 65 or 99 guests in the party pavilion. Premium catering and food service options are also offered by Levy Restaurants.







# Verizon Center



## HIGH-DEFINITION SCOREBOARD AND LINEAR LED BOARDS

Debuting in the 2007-2008 season, the high-definition LED scoreboard is the first true indoor high-definition scoreboard of its kind for arenas. The center hung scoreboard exclusively features the Diamond Vision LED fascia, corner stat displays and video boards driven by ANC Sports' patent pending VisionSOFT operating system. Sitting at 14 feet 5 inches high x 25 feet 2 inches wide, the new scoreboard provides the highest clarity of all the action, including video playback, and exhibits over 68 billion colors. The scoreboard features four 6mm video screens, four 10mm LED video matrixes measuring 5ft x 25ft, and two 20mm LED rings. Over a 1,000 feet of linear LED boards encompass the upper bowl of the arena, as well as 400 feet of LED boards surrounding the lower bowl of the arena with full motion signage. Four additional LED displays highlight the top corners of the arena offering animation, 3D graphics and advertisements.

## PRACTICE FACILITY

The Washington Wizards and the Washington Mystics have an NBA/WNBA regulation sized practice court inside the arena where all team practices are held. Located on the event level, players have easy access to and from the court. The practice court is also used for special events such as large press conferences and receptions.

## LOCKER ROOMS/DRESSING ROOMS

Backstage at Verizon Center are 10 dressing rooms, including the Wizards, Capitals, Mystics and Hoyas team locker rooms, and NBA/NHL visitor's and official's locker rooms. The Wizards and Capitals locker rooms include a training room, steam room, hydrotherapy pool, team lounge and weight room.

## OWNER'S CLUB

A premium benefit for VIP owner's seats full season-ticket holders is the Owner's Club. The club provides unlimited fine dining and a complimentary full-service bar in an ultimate setting. Accessible pregame, in-game and postgame for Wizards home games, the club provides sole access for the 16 Owner's Seats full season-ticket holders and Monumental Sports & Entertainment's ownership group and their guests.

## ACELA CLUB RESTAURANT

The Acela Club is a sophisticated and energetic restaurant available for club members and their guests offering a five-star Chef's Table buffet and a full a la carte menu. The restaurant overlooks the court and the ice and combines gourmet dining with world-class service from Levy Restaurants. The Acela Club is also used for private events.

## THE DEWAR'S COACHES CLUB ON THE EVENT LEVEL

Washington Wizards, Washington Capitals, Washington Mystics and Georgetown Hoyas Gold VIP ticket holders can enjoy The Dewar's Coaches Club on the event level before, during, and after games. Located on the event floor, this private lounge serves hors d'oeuvres and beverages in the perfect setting.

## THE PLAYER'S CLUB

Located on the Lexus Suite Level, The Player's Club is a members-only club offering a unique blend of seating, fine dining, entertainment and separate meeting spaces. The 5,000 square-foot space features a plush décor with lavish wood finishes inclusive of a full-bar with top-shelf selections, a pool table, private chilled wine coolers, a fireplace, wireless Internet access, private restrooms, premium catering services and leather stadium seating. Membership to the club includes year-round access to Washington Wizards, Washington Capitals, Washington Mystics and Georgetown Hoyas games with views overlooking the court and the National Portrait Gallery located next door to Verizon Center.

## DEWAR'S 12 CLUBHOUSE ON THE CLUB LEVEL

The Dewar's 12 Clubhouse is located just inside Verizon Center's main lobby on F Street on the second floor. Open an hour before and an hour after events at the venue, Dewar's 12 Clubhouse offers a relaxing atmosphere for drinks, appetizers and a main course.

## VOLKSWAGEN THEATRE

A perfect setting for business meetings throughout the year and special events, the 100-seat Volkswagen Theatre is located on the fourth level of Verizon Center. The theatre-style room offers a large telescreen display for presentations, and a full sound system.

## THE GREENE TURTLE SPORTS BAR & GRILLE

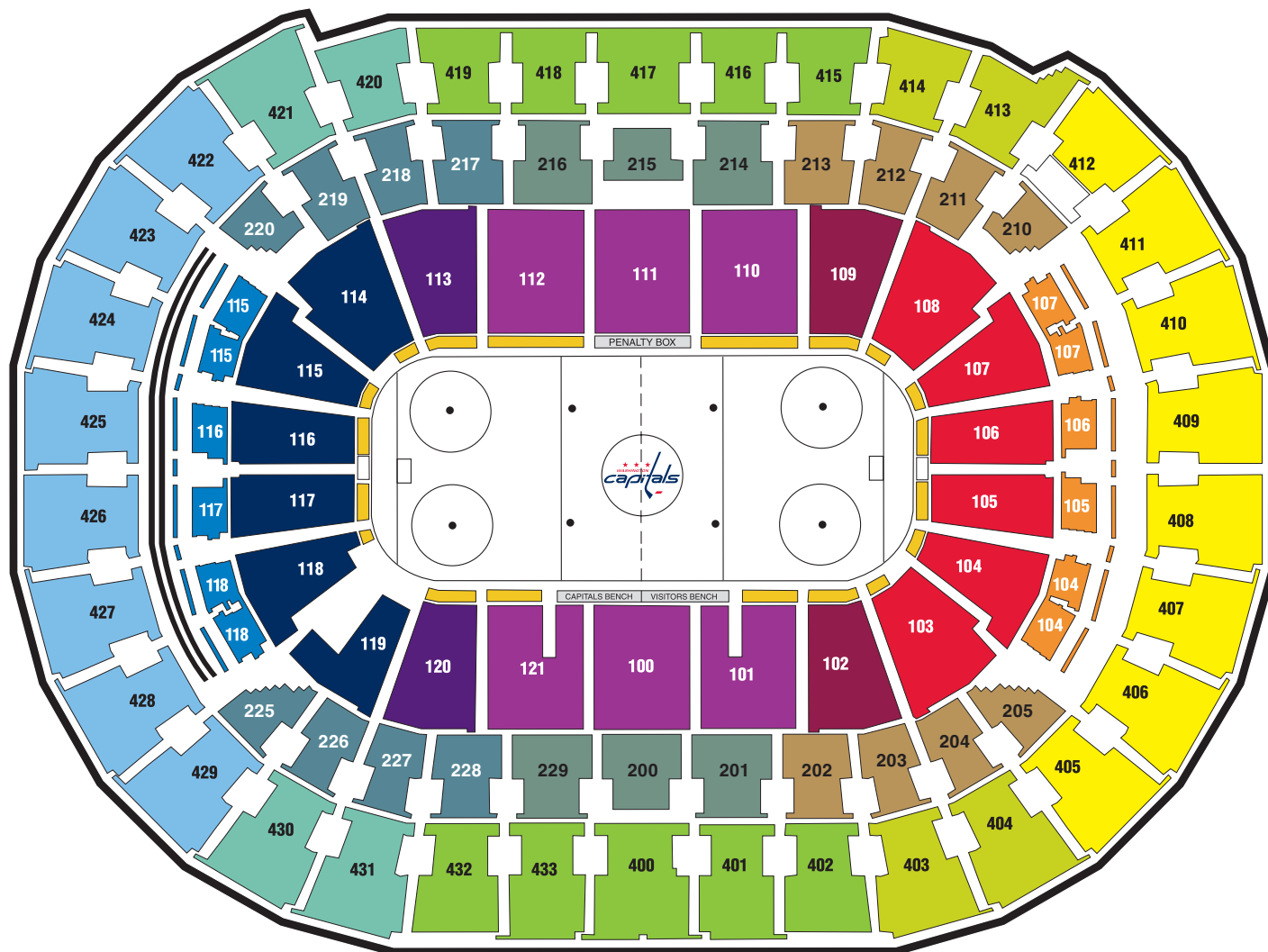
Opening their first franchise location outside of the state of Maryland in 2007 at Verizon Center, The Greene Turtle Sports Bar & Grille is the perfect setting to catch a bite to eat and drink before, during or after a game or event at Verizon Center. Based out of Ocean City, Maryland, The Greene Turtle Sports Bar & Grille offers an appetite for all at an affordable price.

## TEAM STORE

Team Store, located just inside Verizon Center's main lobby on F Street, is every patron's favorite place to shop offering team merchandise for the Washington Wizards, Washington Capitals and Washington Mystics. Merchandise can also be found for the Georgetown Hoyas Men's basketball team.



# Verizon Center



## SINGLE-GAME TICKET GATE PRICES

Price Level	Gold ●	Blue ●	White ○	Red ●
VIP A	\$325	\$310	\$300	\$285
VIP B	\$245	\$230	\$215	\$200
Center Preferred: Center	\$169	\$154	\$139	\$124
Center Preferred: Attack	\$167	\$152	\$137	\$122
Center Preferred: Defend	\$165	\$150	\$135	\$120
Lower Preferred: Attack	\$142	\$127	\$112	\$97
Lower Preferred: Defend	\$140	\$125	\$110	\$95
Loge Preferred: Attack	\$127	\$112	\$97	\$82
Loge Preferred: Defend	\$125	\$110	\$95	\$80
Mezzanine Center	\$110	\$95	\$80	\$65
Mezzanine End: Attack	\$97	\$82	\$67	\$52
Mezzanine End: Defend	\$95	\$80	\$65	\$50
Mezzanine Corner: Attack	\$87	\$72	\$57	\$42
Mezzanine Corner: Defend	\$85	\$70	\$55	\$40
Club Level: Center	\$159	\$144	\$129	\$114
Club Level: Attack	\$157	\$142	\$127	\$112
Club Level: Defend	\$155	\$140	\$125	\$110
Acela Ledge - 1	\$180	\$180	\$180	\$180
Acela Ledge - 2	\$155	\$155	\$155	\$155
SRO	\$125	\$110	\$95	\$80

## SINGLE-GAME TICKET INFORMATION

For individual-game tickets please call 202-397-SEAT or order online at [WashingtonCaps.com](http://WashingtonCaps.com) and [Ticketmaster.com](http://Ticketmaster.com). You can also purchase in person at any Ticketmaster location or the Verizon Center Box Office.

## TICKET PLAN AND GROUPS INFORMATION

For information on Caps ticket plans and group sales, please call 202.266. CAPS (2277) or visit [WashingtonCaps.com](http://WashingtonCaps.com)

Verizon Center Box Office Hours:  
Monday – Saturday, 10:30 am – 5:30 pm

Accessible seating info 202-661-5065; TTY 202-561-5066.

## EXECUTIVE SUITE RENTAL PRICING

Section	Price Categories		
	Blue ●	White ○	Red ●
Acela Club Level Suite (200 Level- 24 Tickets)	\$5,500	\$4,500	\$3,500
Lexus Suite Level Suite (300 Level- 18 Tickets)	\$4,500	\$3,500	\$2,500

\* Each suite comes with two parking passes

For information on executive suite rentals, please call 202.661.5080 or visit [WashingtonCaps.com](http://WashingtonCaps.com)





# Kettler Capitals Iceplex



## KETTLER CAPITALS ICEPLEX

The Washington Capitals ushered in a new era for the franchise in 2006 with the opening of Kettler Capitals Iceplex, a community ice rink in Arlington, Va., that serves as the Capitals' training facility and home to the team's administrative offices. The project, a joint venture between the Washington Capitals and Arlington County, is located on the eighth level of the parking garage attached to the Ballston Common Mall.

The 137,000-square-foot facility includes two NHL-size ice rinks with seating for approximately 1,200, office space, two pro shops, a snack bar, media facilities and additional space for special events. The 20,000-square-foot, state-of-the-art training center for the Capitals features a large weight and fitness room, extensive athletic-training and medical facilities, spacious locker-room and lounge areas, a theater-style classroom and a high-tech video room.

Kettler Capitals Iceplex will host Capitals training camp for the fifth year in 2011. It has also played host to five Capitals summer development camps and the unveiling of the team's new logos and jerseys in 2007.

The structure was built atop the existing seven-story public parking garage at the corner of North Glebe Road and North Randolph Street in the heart of Ballston. The \$42.8 million project, designed by Architecture Inc. of Reston, Va., included the addition of an eighth level of parking to the garage. Kettler Capitals Iceplex is the only rink in the United States built eight or more stories above street level.

The facility is the first indoor ice rink inside the Capitol Beltway in Virginia and just the second facility of its kind anywhere inside the Beltway (Ft. DuPont Ice Rink in D.C. is the other). With the Orange Line reaching the Ballston Metro Station nearby, Kettler Capitals Iceplex is the only community rink located on the Metrorail system.

The two ice sheets offer an estimated 12,000 hours of ice time per year for use by youth, high school and college hockey teams, figure skating, synchronized skating, recreational skating, learn-to-skate programs and hockey and broomball. At least 500 hours of ice time are donated by the Capitals to Arlington County to offer the economically disadvantaged and physically and mentally challenged members of the community an opportunity to use the facility.

### Kettler Capitals Iceplex Quick Facts

**Location:** Arlington, Va.  
**Ice Sheets:** Two, 200' x 85'  
**Square Footage:** 137,000  
**Seating:** Approx. 1,200  
**Project Cost:** \$42.8 million  
**Architect:** Architecture Inc.  
**General Contractor:** Sigal Construction

### Address

627 N. Glebe Rd. Suite 850  
 Arlington, VA 22203

### For More Information

To learn more about public skating, hockey, broomball and other activities at Kettler Capitals Iceplex:

**Visit:** [www.kettlercapitalsiceplex.com](http://www.kettlercapitalsiceplex.com)

**Write:** [info@kettlercapitalsiceplex.com](mailto:info@kettlercapitalsiceplex.com)

**Call:** 571.224.0555

### Directions

**From Washington, D.C.** – Take Constitution Ave. west, toward the Lincoln Memorial ... take I-66 West ... take exit 71/Glebe Rd. and take a left on to Glebe Rd. ... pass Wilson Blvd. and the rink is on the eighth level of the parking garage attached to Ballston Common Mall.

**From National Airport** – Take George Washington Parkway North toward Arlington ... take I-66 West ... take exit 71/Glebe Rd. and take a left on to Glebe Rd. ... pass Wilson Blvd. and the rink is on the eighth level of the parking garage attached to Ballston Common Mall.

**From Dulles Airport** – Dulles Toll Road (Rt. 267 East) to I-66 ... take I-66 East ... take exit 71/Glebe Rd. and take a right on to Glebe Rd. ... pass Wilson Blvd. and the rink is on the eighth level of the parking garage attached to Ballston Common Mall.

**From BWI Airport** – Take I-195 West to I-95 ... take I-95 South to the Capital Beltway (I-495) ... take I-495 West into Virginia ... take George Washington Parkway South ... take I-66 West ... take exit 71/Glebe Rd. and take a left on to Glebe Rd. ... pass Wilson Blvd. and the rink is on the eighth level of the parking garage attached to Ballston Common Mall.

**From Metrorail** – Kettler Capitals Iceplex is located two blocks from the Ballston stop on the Orange line ... Follow Stuart Street (or take the skywalk) to Ballston Common Mall and take the parking garage elevators to the eighth level.





BUILDING AMERICA'S  
**HOCKEY  
CAPITAL™**



**OWNERSHIP &  
FRONT OFFICE**





# Ted Leonsis

## Founder, Chairman, Majority Owner and Chief Executive Officer Monumental Sports & Entertainment

Founder, chairman, majority owner and CEO of Monumental Sports & Entertainment, which owns and operates the Washington Capitals (NHL), Washington Wizards (NBA), Washington Mystics (WNBA) and Verizon Center in downtown Washington, D.C. The partnership also operates Kettler Capitals Iceplex (the Washington Capitals' training facility and front office headquarters) and the George Mason University Patriot Center.

The company was formed in June 2010 and serves a regional sports community of more than six million people and is the only privately held company in a top 10 market to own and operate three professional sports teams and its arena. Mr. Leonsis has owned the Washington Capitals since the spring of 1999, and in that timeframe the team has won six Southeast Division titles, a Presidents' Trophy and has recorded more than 100 consecutive sellouts at Verizon Center.

Mr. Leonsis serves on the board of governors for the NBA and NHL as well as the executive committee of the NHL.

### AOL

During his almost 14-year career at AOL, Mr. Leonsis served as president of American Online Services Company, president of AOL Studios, president of AOL Web Properties, vice chairman and president of AOL Core Services, vice chairman and president of AOL Audience Business and vice chairman emeritus. The company recorded its greatest levels of innovation and growth under his leadership, and in May 2010 AOL named a central office tower The Leonsis Creative Center in his honor. Mr. Leonsis retired from active management of AOL in 2006.

### Venture Capital Investor

Mr. Leonsis is now a partner in the newly created "speed-up capital" Revolution Growth Fund II. In a 25-year period he has personally made investments and owned equity in numerous companies, including Groupon, Google, AOL, Revolution Money, Clearspring Technologies, Preview Travel (Travelocity), GridPoint, Mahalo, MobilePosse, ObjectVideo, SB Nation, TidalTV, Zedge, Tripotati, Personal, I-Village, Proxicom, ePals, SnagFilms and MediaBank.

### Filmmaker and Digital Entrepreneur

Mr. Leonsis created and produced the award-winning film "Nanking." The film premiered at the 2007 Sundance Film Festival and was awarded the Documentary Editors Award. The film went on to win the Peabody Award and the Emmy Award. The film was distributed theatrically, appeared on HBO and is one of the most viewed documentaries of all time because of its wide distribution in theatre and on television throughout China. Mr. Leonsis also produced the documentary film "Kicking It," which premiered at the 2008 Sundance Film Festival and aired on ESPN. He also produced "A Fighting Chance," which aired on ESPN in 2010.

Mr. Leonsis is the founder, chairman and largest shareholder in SnagFilms, the web's leading online distribution channel for documentary and independent films. SnagFilms also owns and operates indieWIRE.com, the leading site for news and information about independent and documentary films. SnagFilms has more than 2,500 films in its digital library, and its iPad app is a top 10 entrant in the entertainment category.

### Board of Directors

Mr. Leonsis serves on the board of directors of American Express, where he heads the technology and innovation committee; Groupon, where he serves as

vice chairman; Rosetta Stone; and NutriSystem.

Mr. Leonsis also serves as chairman of Clearspring Technologies. He is on the board of directors of Georgetown University, his alma mater, and on the technology committee of the board of directors for Alcatel-Lucent. He also serves on the charity boards of DC CAP (District of Columbia College Access Program) and CSF – DC (College Success Foundation – District of Columbia).

### Philanthropy

Through the Leonsis Foundation, his sports teams, SnagFilms and his family's personal giving, more than 400 charities were served and supported during the last 12 months. Highlighted charities and causes include Best Buddies, DC Central Kitchen, See Forever Foundation, Venture Philanthropy Partners, Street Soccer USA, YouthAIDS, GlobalGiving.org, DC CAP, D.C. College Success Foundation, Potomac School, Georgetown University, Children's Hospital, Potomac Valley Amateur Hockey Association, Salvation Army Angle Tree, numerous local schools, cancer research and awareness programs, Alliance for Lupus Research, Serve DC, Fort Dupont Ice Arena and Ice Hockey Club, USO of Metropolitan Washington, Capital Area Food Bank, Flashes of Hope, Inova Health System Foundation, UNICEF and obesity prevention.

### Author

Mr. Leonsis has authored numerous books, including Blue Magic: The People, Power and Politics Behind the IBM PC and The Business of Happiness: 6 Secrets to Extraordinary Success in Work and Life.

### Interesting Facts

- \* Blogs daily at Ted's Take
- \* Purchased 100% of the Washington Capitals and 44% of the Washington Wizards and Verizon Center in 1999
- \* Purchased control of the Washington Mystics in 2005
- \* Acquired the remaining ownership stake in the Washington Wizards and Verizon Center in 2010
- \* The Mystics finished first in the Eastern Conference following the 2010 regular season
- \* Coined term "filmanthropy" to signify films that shine a light on important topics and activate charitable giving (2006)
- \* Created a 101-item life-list following an early 1980s reckoning and has checked off 82 of the 101 things to do
- \* Founder of the first new media company: Redgate Communications in 1986
- \* 1987 coined the phrase "New Rules – New Media"
- \* Co-invented successful board game "Only in New York" (1983)
- \* Founder of six personal computer magazines between 1981 and 1988
- \* Served as mayor of Orchid, Fla. (1990-94)
- \* Worked at Wang Laboratories and Harris Corporation early in career

### Awards and Honors

- \* Washington Business Man of the Year
- \* Washingtonian of the Year
- \* Top 10 Creative Executives in America
- \* Top 20 Most Powerful People in Sports
- \* Lowell (Mass.) High School Alumni Hall of Fame
- \* Georgetown University John Carroll Award

### Personal

- \* Married to Lynn Leonsis; son, Zachary; daughter, Elle
- \* Family owns and lives in the historic Marwood Estates in Potomac, Md.





# Monumental Sports & Entertainment

Monumental Sports & Entertainment owns and operates three professional sports teams: the NBA's Washington Wizards, NHL's Washington Capitals and WNBA's Washington Mystics. Monumental, which merged Lincoln Holdings and Washington Sports and Entertainment on June 10, 2010, also owns and operates Verizon Center, the premier sports and entertainment venue in Washington, D.C. Additionally, the group operates Kettler Capitals Iceplex, the Capitals' state-of-the-art training facility in Arlington, Va., and George Mason University's Patriot Center, located in Fairfax, Va.



Fernandez, a native Washingtonian, is an active philanthropist in D.C. regional non-profits, focusing his energy primarily on educational reform. In 2000, he co-founded Venture Philanthropy Partners, a philanthropic investment organization based in Washington, D.C. Fernandez sits on various non-profit boards, including America's Promise, the D.C. College Access Program (DCCAP), the D.C. Public Education Fund and the Fernandez Foundation. He holds a bachelor's degree in economics from the University of Maryland.

Monumental Sports & Entertainment operates in the nation's fifth-biggest media market and is one of the largest integrated sports and entertainment companies in the country with one of the most diverse partnership groups in all of sports.

## Dick Patrick

Vice Chairman and Chief Operating Officer, Monumental Sports & Entertainment  
President, Washington Capitals

Dick Patrick, along with Ted Leonsis, is one of the original partners in the group that became Monumental Sports & Entertainment. As the vice chairman and chief operating officer, Patrick assists Leonsis in all facets of owning three professional sports franchises – Washington Capitals, Washington Wizards and the Washington Mystics – and the management and operation of Verizon Center. Patrick has assumed responsibility for upgrading and improving the arena, which has seen changes designed to enhance the overall fan experience.

A mainstay for the Washington Capitals' franchise for more than two decades, the owner, president and alternate governor continues to lead the club with his tireless effort and intense desire to continue a family tradition – engraving the Patrick name onto the Stanley Cup.

Patrick, who joined the Capitals prior to the 1982-83 season, guides the team on a daily basis. The former chairman of the NHL Finance Committee, Patrick has been instrumental in the Capitals' long-term success as a franchise both on and off the ice. Patrick was a leader in the conception and development of the Kettler Capitals Iceplex, the team's state-of-the-art training center and office building that opened in 2006 in Arlington, Va.

## Raul Fernandez

Vice Chairman, Monumental Sports & Entertainment

Raul Fernandez is the chairman of ObjectVideo, a private technology company that develops video analytics software for automated security surveillance. He is also a special advisor to General Atlantic Partners, a growth equity firm with over \$17 billion under management. Fernandez founded Proxicom, an internet services company he started in 1991 with \$40,000 in savings. After taking Proxicom public in 1999 and growing his business to more than \$200 million in revenue, he sold it to Dimension Data in 2001. Fernandez also serves on the board of Liz Claiborne; TROW, a Toronto-based engineering and consulting firm; ValueOptions, the nation's largest independent behavioral healthcare company and Network Solutions, the leader in web-based domain name and related services.

## Sheila C. Johnson

Vice Chairman, Monumental Sports & Entertainment  
President and Managing Partner, Washington Mystics

Sheila C. Johnson, a successful entrepreneur and impassioned philanthropist, is CEO of Salamander Hospitality, LLC, overseeing a growing portfolio of luxury properties including The Woodlands Resort & Inn in Summerville, S.C., Innisbrook Resort & Golf Club in Innisbrook, Fla., and Salamander Resort & Spa in the foothills of the Blue Ridge Mountains in Middleburg, Va., which is poised to become one of the most unique retreats in the world when it opens in early 2011. Johnson is president and managing partner of the WNBA's Washington Mystics. She has long been a powerful influence in the entertainment industry as a founding partner of Black Entertainment Television (BET) and most recently as a film producer. Her film *A Powerful Noise* premiered at the 2008 Tribeca Film Festival in New York. On March 5, 2009 *A Powerful Noise* premiered in more than 450 theatres throughout the country to celebrate International Women's Day.

In 2006 Johnson was named global ambassador for CARE, a leading humanitarian organization fighting global poverty by empowering women because they have the unique power to help entire communities escape poverty. "Sheila's I Am Powerful Challenge" was instrumental in helping raise funds for CARE's important work. Johnson is also a member of the Council on Foreign Relations. An avid supporter of the arts and an accomplished violinist, Johnson dedicates her time to organizations that create opportunities for children to express and explore their creativity. She serves as chair of the Board of Governors of Parsons The New School for Design in New York and sits on the boards of VH1's Save the Music Foundation, Americans for the Arts, the Jackie Robinson Foundation, and the University of Illinois Foundation.

## Monumental Sports & Entertainment Partners

**Scott Brickman** is CEO of The Brickman Group, the largest commercial landscape maintenance firm in the U.S. The company, which has more than 10,000 employees and more than 170 company-owned and operated branches serving 30 states, provides quality commercial landscape services to thousands of office parks, hotels, cemeteries, healthcare facilities, retail centers, homeowners associations and schools around the country. Joining the company in 1986, Brickman progressively advanced to oversee operations in their Northeast, Mid-Atlantic and Southeast division before being named CEO in 1998 at the age of 35.

Outside the company, Brickman has served as a board member and in an advisory capacity to many organizations, including Kellermeyer Building Services, ICON, Sequel Health Services and Kratos Global Strategies.





# Monumental Sports & Entertainment

He and his company have been the recipient of numerous awards, including Ernst and Young's Entrepreneur of the Year Award.

The Brickman Group was recognized with the Society of Financial Professionals' National Capital Business Ethics Award. Brickman and his wife, Patrice, are involved in many philanthropic causes, including Neediest Kids and Visible Men, where Brickman sits on the Board, the National Center for Women and Children, Stepping Stones Shelter, the Barbara Bush Foundation Celebration of Reading and the Cystic Fibrosis Foundation.

**Albert H. Cohen** was a renowned local businessman, builder and investor. He was the former president of Frederick Construction Co. Inc., which built many local industrial and commercial facilities, schools in Prince George's, Montgomery and Frederick counties, the first wing to Frederick Memorial Hospital and Coblenz Memorial Hall at Hood College in Frederick, Md. Cohen served admirably as a captain in the U.S. Army's 90th Infantry Corps of Engineers in World War II and was presented with a Purple Heart, a Silver Star and a Bronze Star. After serving his country, he earned a bachelor of science degree in architectural engineering from Virginia Polytechnic Institute and State University in 1946.

Cohen, a native of Frederick, Md., served on the Hood College Board of Trustees from 1983-1995 and was named trustee emeritus upon his retirement. He was recognized with an honorary doctorate of humane letters in 2006. In 2009 Cohen and his late wife, Etta, were inducted into the Hood College Hall of Fame for their dedicated commitment to Hood College athletics.

(Our thoughts are with the Cohen family after Albert Cohen's passing on Aug. 26, 2011.)

**Neil D. Cohen** is the president and chief executive officer of District Photo Inc., which is the largest direct-to-consumer digital print, variable data printer and gift fulfillment service in the world. Cohen started with the company in 1976 and has been president and CEO since 1989.

The company, which has facilities in Beltsville, Md., Chambersburg, Pa., Phoenix and Newton Abbott in the United Kingdom, provides services to most major on-line providers, major retailers and to its company-owned brands. Prior to the digital revolution, District Photo was the largest independent mail order and wholesale photo film processor in the United States and the United Kingdom.

Cohen, a native of Washington, D.C., is the past president of the Photo Marketing Association International. He is also involved in numerous business groups including the World Presidents' Organization. He is involved in a wide range of philanthropic organizations serving children's needs, education, faith-based organizations and health-related causes, frequently holding committee or chair responsibilities in these groups as well.

**Jack Davies** was the founder and president of AOL International and now serves on the board of directors of Scholastic, the global children's publishing and media company. Prior to joining AOL in 1993, Davies was managing director of Citicorp's London-based consumer mortgage business after serving as vice president, Europe, for RCA Records. He began his career at General Electric where he held numerous senior consumer marketing positions. Davies earned an MBA in Marketing (1973) and a BA in Political Science (1972) from the University of Rochester.

Active in philanthropy in the D.C. area, Davies serves on a number of boards including the Board and Executive Committee of Venture Philanthropy Partners. In addition he is on the board of See Forever Foundation, CharityWorks and The Washington Scholarship Fund.

**Richard D. Fairbank** is founder, chairman and chief executive officer of Capital One Financial Corporation, a broadly diversified financial services company ranked 130th on the Fortune 500. Mr. Fairbank founded Capital One in 1988 based on his belief that the power of information, technology and testing could be harnessed to bring highly customized financial products directly to consumers. Headquartered in McLean, Va., Capital One is the seventh-largest bank in the United States, offering a broad spectrum of financial products and services to consumers, small businesses and commercial clients. With the company's newly acquired subsidiary, Chevy Chase Bank, F.S.B., Capital One has approximately 1,000 branch locations in New York, New Jersey, Louisiana, Texas, Maryland, Virginia, and the District of Columbia. Additionally, Capital One has international businesses in the United Kingdom and Canada.

Capital One has been widely recognized for its entrepreneurial culture, progressive work place, and community engagement. Recently, Capital One has been named to: Fortune's "100 Best Companies to Work For," Fortune's "20 Great Employers for New Grads," BusinessWeek's "Best Places to Launch a Career," Working Mother's "100 Best Companies" and DiversityInc's "Top 50 Companies for Diversity." Capital One also was named to Fortune Magazine's list of "Top Companies for Leaders," ranking second in North America and fifth globally. Under Fairbank's leadership, Capital One has demonstrated a strong commitment to philanthropy and volunteerism, supporting a number of area programs focused on community redevelopment and youth education, including DC Cares, the DC College Access Program and Junior Achievement. Fairbank has been recognized for his community and industry leadership, including his 2008 appointment to the President's Council on Service and Civic Participation. He also was honored as a 2008 Washington Business Hall of Fame Laureate and was named "2006 Banker of the Year" by the American Banker. Fairbank holds an MBA from the Stanford Graduate School of Business and a bachelor's degree in economics from Stanford University.

**Michelle DiFebo Freeman** is the owner and an active board member of the Carl M. Freeman Companies, with offices in Olney, Md., and Fenwick Island, Del. The Freeman Companies has over 60 years in a variety of real estate ventures, currently with special expertise in land acquisition, land planning, development and redevelopment for award-winning, amenity-rich residential communities and neighborhood shopping centers. Notable real estate developments and redevelopments by the Freeman Companies include Sea Colony, the Village at Bear Trap, Bayside (including a Jack Nicklaus Signature Golf Course) at the Delmarva Shore, The Tidewater Inn in Easton, Md., and Olney Village Center and Cabin John Center and Mall in Montgomery County, Md.

Michelle is also the founding president and chairman of the board of the Joshua M. Freeman Foundation. The Joshua M. Freeman Foundation was created in 2007 to conceptualize, construct and operate sustainable facilities that support the arts, the environment and athletic achievement. Michelle has also served as the president and chairman of the board of the Carl M. Freeman Foundation since 2007. The Carl M. Freeman Foundation has been proudly giving grants and guidance since 1960 to hundreds of nonprofit organizations in Maryland, Virginia, Washington, D.C., Delaware and West Virginia. Michelle is a founding member of Venture Philanthropy Partners and is currently serving on the boards of The Washington National Opera, Charity Works and YouthAIDS.

**Richard Kay** is currently chairman of Sentrillion Inc., a "TS" (Top Secret) border security, cyber-security, information assurance and healthcare managed services company. He is the former founder, chairman and CEO of OTG Software, a data storage software company that he founded in 1992. OTG became the leader in online data storage solutions. OTG was acquired by Legato Systems in 2002 and Kay remained on the board of directors until the acquisition of Legato Systems by EMC in 2003.

Kay currently serves on the board of directors of the University of Maryland



# Monumental Sports & Entertainment



**Jeong H. Kim** is the 11th president of Bell Labs, the communication industry's most heralded research organization. His background ranges from being a CEO of a high technology start-up to senior executive of a Fortune 500 corporation. Kim's early career encompassed computer design, satellite systems design and data communications and included seven years as a nuclear submarine officer in the U.S. Navy.

Kim holds a Ph.D. in Reliability Engineering from the University of Maryland, a Master's degree in Technical Management and Bachelor's degree in Electrical Engineering and Computer Science from Johns Hopkins University. Kim currently serves on the boards of the Johns Hopkins University, Stanford University's Freeman Spogli Institute of International Studies, and Global Internet Ventures. He is a member of the National Academy of Engineering and the NASDAQ Listing and Hearing Review Council, and was named one of the 10 most influential Asian Americans in business for 2005 by the U.S. Pan Asian American Chamber.

**Mark D. Lerner**, representing members of the Lerner, Cohen, Tanenbaum family, is a principal owner of the Washington Nationals Baseball Club and a principal of Lerner Enterprises, a Rockville, Md., based real estate development, management and investment company founded in 1952 by his father, Ted Lerner. Lerner Enterprises development activity is mainly concentrated in the Washington, D.C., metropolitan area. Some of the company's major projects include White Flint, White Flint North, Washington Square at 1050 Connecticut Avenue, NW, 20 M Street, SE, 2000 Tower Oaks Boulevard, The Corporate Office Centre at Tysons II, Dulles Town Center, Falls Grove Village Center and the Greenbelt Marriott Hotel, among many others. Lerner also has developed and manages many residential communities in the Washington, D.C., area. In addition, Lerner Enterprises is a partner in Chelsea Piers, a 30-acre sports and entertainment complex located on the Hudson River in New York City.

Lerner and his family have been involved in many worthwhile causes including the Charles E. Smith Jewish Day School, Hebrew University of Jerusalem, The George Washington University, Georgetown Day School, The Scleroderma Foundation of Greater Washington, Jewish Community Centers of Greater Washington and the District of Columbia, JCC Maccabi Games, The United States Holocaust Memorial Museum, Imagination Stage, ADL In Concert against Hate, YouthAids, Juvenile Diabetes, Junior Achievement, Food and Friends and the Washington Nationals Dream Foundation, among many others. He currently serves as a trustee of the Jewish Community Center of Greater Washington, a member of the board of Hillel at The George Washington University and the advisory board of Israel Bonds.

**Roger Mody** is the founder and chairman of The Mody Foundation, whose goal is to provide higher education, health-based and athletics funding for economically disadvantaged inner-city children. Mody also is an associate publisher of Inc. Magazine and has been featured on CNN. He is the former chairman and CEO of SIGNAL Corporation, an information technology services company supporting the Federal Government. SIGNAL achieved revenue of \$300 million in 2002 with 2,200 employees. Mody sold the company to Veridian Corporation for \$227 million in 2002.

Mody and SIGNAL were the recipients of multiple industry and growth awards, including Ernst & Young High Technology Entrepreneur of the Year, KPMG Peat Marwick High Technology Entrepreneur of the Year, Small Business Administration (SBA) Entrepreneur and Business of the Year, Washington Technology Fast 50 growth award, Arthur Andersen's Best Practices Award for Exceeding Customer Expectations, Deloitte & Touche's Fast 500 and Inc. 500, among others.

The Mody Foundation has been actively involved in the Washington-area philanthropic community with participation in numerous organizations, including; Inova Fairfax Hospital pediatric heart program, St. Jude's Children's Research Hospital, Juvenile Diabetes Research Foundation, The Orphan Network, National Multiple Sclerosis Society and the Easter Seals. The Mody Foundation also has supported Cardinals AAU Basketball, Alexandria Rising Stars Basketball, Joe Gibbs' Youth For Tomorrow and The Good Samaritan Foundation. He was a charter member of the Washington Redskins Leadership Council and served as chairman of Washington's 2003 Fight Night, which raised a then record \$2 million for the Fight for Children organization.

**Anthony Nader** is president and chief executive officer of NEW Customer Service Companies, a unit of NEW Asurion Corporation. Under his leadership, NEW has grown to be the leading global provider of extended service plans for the consumer electronics and appliance industries. NEW was the first company of its type to receive a JD Power Certification; it was recently recognized by the Washington Business Journal as one of the top 50 places to work.

Nader is involved in a number of philanthropic, business and community organizations, including the Inova Health System Foundation Board, where he is past chairman, and the Inova Health System Board of Trustees. He is a member of Venture Philanthropy Partners, The Economic Club of Washington, D.C., and the Young Presidents Organization, a Partner in the Washington Nationals Baseball Club and a principal in SWaN Investors. He is a graduate of John Carroll University and holds an MBA in finance from the Weatherhead School of Management at Case Western Reserve University. Nader, his wife, Annette, and their three children live in Northern Virginia.

**Fredrick D. Schaufeld** is managing director of SWaN Investors. SWaN has 20 widely diversified investments, including growth oriented companies, domestic and international real estate ventures and the Washington Nationals Baseball Club. Schaufeld is also founder and chairman of NEW Customer Service Companies and vice chairman of its parent company, NEW Asurion Corporation, the world's leading consumer product protection administrator. Schaufeld was a founder of the Service Contract Industry Council (SCIC) and with his wife, Karen Schaufeld, authored its first model law, a derivation of which was adopted by most states. Prior to founding NEW, Schaufeld worked in the live talent industry.

Schaufeld is active on a number of corporate and philanthropic boards, including CustomInk.com; Loudoun Country Day School, where he is currently board chairman; Fight For Children; One Voice Movement; and the Washington Nationals Youth Baseball Academy. He is a member of Venture Philanthropy Partners and the Young Presidents' Organization. Schaufeld is a graduate of Lehigh University and has three children.

**Earl Stafford** is the chairman and CEO of The Stafford Foundation and The Stafford Foundation is a faith-based, nonprofit organization that supports more than 30 nonprofits that provide services to the disadvantaged and underserved and help them to improve their lives and become self-reliant. The foundation created and funded The People's Inaugural Project, which brought hundreds of disadvantaged Americans from across the country to witness and participate in the inauguration of President Obama. The foundation also established the Doing Good campaign with Dr. Bill Cosby's endorsement. The campaign is designed for people who are seeking ways to help others become self-sufficient so that they may in turn help others who are underserved. Stafford is the former chairman and CEO of UNITECH, a technology solutions company that developed advance distributed training programs, training simulation systems and homeland security solutions for the Federal Government.





Stafford enjoyed a distinguished career in the U.S. military, including serving as the assistant Air Force liaison officer to the Federal Aviation Administration where he was responsible for ensuring Department of Defense initiatives and programs which were integrated into the FAA's National Airspace System modernization effort. He currently serves on the boards of the Joint Center for Political and Economic Studies, Drexel University, Wesley Theological Seminary, Venture Philanthropy Partners and Business Executives for National Security.

**George P. Stamas** is a senior partner in the Washington and New York offices of the international law firm Kirkland & Ellis LLP. A graduate of the Wharton School of the University of Pennsylvania (1973) and the University of Maryland Law School (1976), Stamas began his career as a special counsel in the Enforcement Division of the Securities & Exchange Commission. He has been listed in Chambers USA: America's Leading Lawyers and Best Lawyers in America for many years and was previously named by The American Lawyer as one of the leading 45 lawyers in America under the age of 45.

Stamas was the former vice chairman of the board of Deutsche Banc Alex Brown, Inc., a founding board member of FTI Consulting (NYSE), and also serves on the boards of NexCen Brands, Inc., Gridpoint Technologies, Medicity, Inc., and MidOcean Partners. He is also a venture partner of New Enterprise Associates and is active in numerous local and national civic affairs. In addition to being a member of the Council on Foreign Relations, he is on the board of the Shakespeare Theatre Company, Leadership 100, Caves Valley Golf Club, the Baltimore Orioles, and is an Archon of the International Order of St. Andrew.

**Cliff White** was a founding partner and the financial architect of NEW Customer Service Companies Inc., the nation's leading provider of extended-service plans and buyer-protection programs for consumer products. Founded in 1983 with headquarters in Sterling, Va., NEW provides award-winning post-sale consumer care for leading retailers, consumer service providers, wireless carriers and financial services firms in the United States, Canada, China, Japan, Turkey and the United Kingdom.

A graduate of Lehigh University, White started his career as a CPA with Deloitte Haskins & Sells in New York City. There he was responsible for managing the field work on the Bank of New York and Mitsubishi International Corporation audits. Currently he along with two other founding members of NEW are partners in SWaN Investors, a diversified private investment fund with more than 20 investments, including the Washington Nationals Baseball Club.

He is active on the Board of the Community Foundation of Montgomery County, where he and his wife, Debbie, have a family fund. White is also on the foundation's Sharing Montgomery Grants Committee and a founder and co-chair of the foundation's Neighbors in Need Montgomery Fund (a fund established in response to the current economic downturn focused on helping those in the county in dire need of housing, food and employment). The Whites also are donors in Venture Philanthropy Partners, an innovative philanthropic organization that makes investments in high-performing nonprofit organizations that serve children and youth of low-income families in the National Capital region. In addition, White is the treasurer of St. Dunstan's Episcopal Church in Bethesda, Md.



## George McPhee

### Vice President and General Manager

In 14 years as vice president and general manager of the Washington Capitals, George McPhee has overseen the club's development with an emphasis on scouting, drafting, coaching and building from within. McPhee has provided solid direction for the Capitals franchise by instituting a team-first philosophy that has extended from his hockey operations staff to the players on the ice. McPhee has led a Capitals organization that has grown from a lottery team to Southeast Division champions in each of the last four seasons and the Presidents' Trophy winners in 2009-10.

During the 2010-11 season, the Capitals finished as the top seed in the Eastern Conference in back-to-back seasons for the first time in franchise history. Their 107 points tied for the third-highest total in team history and marked the third straight season that the Capitals have reached the 100-point plateau. In addition, Washington has finished ranked in the top three in home record in each of the past three seasons, pacing the league with a 30-5-6 record last year and finishing third in 2008-09 (29-9-3). Their 84 wins at home in the last three seasons are tied with San Jose for most in the NHL during that span.

McPhee was very active this past offseason, adding several veterans to the Capitals lineup through trades and free agency including, Troy Brouwer, Roman Hamrlik, Joel Ward, Jeff Halpern and Tomas Vokoun.

Named the fifth general manager in team history June 9, 1997, McPhee found immediate success with the Capitals while engineering the club's first trip to the Stanley Cup Finals in his first season (1997-98). Under his leadership the team has claimed six Southeast Division championships (1999-00, 2000-01, 2007-08, 2008-09, 2009-10 and 2010-11), seven 40-or-more win seasons (1997-98, 1999-00, 2000-01, 2007-08, 2008-09, 2009-10 and 2010-11) and set a club record for wins and points (2009-10).


In efforts to further cultivate the Capitals as a competitive and progressive franchise, McPhee has stressed the growth of the Washington organization through scouting, coaching, amateur drafts, free agency, trades and minor-league development. These focus points have resulted in 16 first-round draft

picks during the last nine years, the most of any NHL team, including the No. 1 overall pick in 2004, Alex Ovechkin, the league's first repeat MVP in more than a decade. Capitals prospects have enjoyed tremendous success as well, leading the Hershey Bears of the American Hockey League to the 2006, 2009 and 2010 Calder Cup championships and four appearances in the Calder Cup finals in a five-year span.

Prior to joining the Capitals, McPhee spent five seasons as the vice president and director of hockey operations as well as alternate governor for the Vancouver Canucks, assisting then general manager Pat Quinn with all hockey-related matters. In his time with the Canucks, the team enjoyed four trips to the playoffs, a division championship and a trip to the 1994 Stanley Cup Finals.

McPhee began his playing career in his hometown of Guelph, Ont., with the Ontario Junior Hockey League's Guelph Platers, leading them to the 1978 Centennial Cup, Canada's Tier II championship. Following his stint with the Platers, McPhee attended Bowling Green State University of the Central Collegiate Hockey Association, where he became one of college hockey's most decorated players. A four-year letterwinner from 1978-82, he was the recipient of the 1982 Hobey Baker Memorial Award, given to the top player in college hockey. His other accolades included a first-team All-CCHA selection in 1982, second-team All-CCHA honors in 1979 and 1981 and his selection as the CCHA's Rookie of the Year in 1979. Earning a degree in business, he became the first player to be named to the CCHA All-Academic Team in three consecutive seasons.

Upon the completion of his college career, McPhee signed as a free agent with the New York Rangers and started his NHL career during the 1982 Stanley Cup playoffs. Following his seven-year playing career with the Rangers and New Jersey Devils, McPhee earned his law degree from Rutgers University in 1992.







## Brian MacLellan

### Assistant General Manager, Player Personnel

Brian MacLellan is in his 11th season with the Washington Capitals and fifth as the team's assistant general manager, player personnel. MacLellan, who served as a pro scout for the

Capitals from 2000-03 and then was promoted to director of player personnel, assists and advises vice president and general manager George McPhee in all player-related matters. MacLellan also oversees the club's professional scouting staff and works closely with the team's American Hockey League affiliate, the Hershey Bears, who won the Calder Cup in 2006, 2009 and 2010.

MacLellan, who won a Stanley Cup with the Calgary Flames in 1989, had a 10-year NHL career in which he skated for the Los Angeles Kings, New York Rangers, Minnesota North Stars, Flames and Detroit Red Wings. A forward

who played 606 NHL games, MacLellan recorded 172 goals, 241 assists and 413 points. MacLellan also won a silver medal with Team Canada at the 1985 World Championship in Prague.

The Guelph, Ontario, native played hockey at Bowling Green State University from 1978-82, where he graduated with a bachelor of science in business administration. In 1982, he was named an All-American defenseman and First-Team All-CCHA. MacLellan earned his MBA in finance from the University of St. Thomas in 1995 and went on to work for an investment consulting firm in Minneapolis before joining the Capitals as a pro scout.



## Don Fishman

### Assistant General Manager, Director of Legal Affairs

Don Fishman is entering his seventh season with the Washington Capitals and fifth as assistant general manager and director of legal affairs. In this role, he assists vice president and general

manager George McPhee with all aspects of the hockey operations department. Fishman manages the player contract negotiation process with all Capitals' NHL and minor league players (entry level players/rookies, restricted free agents, and unrestricted free agents) and is responsible for managing the team's salary cap. He handles player contract research and analysis, negotiation with player agents, the salary arbitration process, salary cap analyses of other NHL teams, and interpretation of NHL/NHLPA Collective Bargaining Agreement (CBA).

Fishman, who spent two seasons as director of legal affairs and hockey administration before his appointment to assistant general manager, also assists with other aspects of the Capitals hockey operations department, such as NHL regular season and preseason scheduling, department staff issues, and department budgeting. Fishman handles loans and recalls to and

from Washington's minor league affiliates Hershey (AHL) and South Carolina (ECHL) as well as negotiating the Capitals' affiliation agreements with such organizations. In addition, Fishman handles legal matters relating to other departments of the Capitals organization and the Kettler Capitals Iceplex, Arlington, VA.

Prior to joining the Capitals, Fishman served as general counsel of two Washington, D.C., city government agencies, the Office of Cable Television and the Department of Parks and Recreation. In his role with District government, he worked as part of the local host committee that successfully bid for the 2009 NCAA Men's Hockey Frozen Four, held at Verizon Center in April 2009. Fishman also worked as a corporate and communications lawyer in Washington and Los Angeles with Latham & Watkins and Ervin, Cohen & Jessup.

Fishman, a native Washingtonian, graduated from Harvard College, where he served as the radio voice of Harvard hockey, and UCLA School of Law.



## Ross Mahoney

### Director of Amateur Scouting

In his 14th year as director of amateur scouting, Ross Mahoney is responsible for all of the Capitals' selections at the NHL Entry Draft as well as overseeing the organization's amateur

scouting staff.

Prior to joining the Capitals, Mahoney was a scout with the Buffalo Sabres and Vancouver Canucks. He has coaching experience with the University of Regina, the Western Hockey League's Regina Pats and at the international level. He coached Canada's elite under-17 program in two World Championships. In 1995 he coached Team Saskatchewan to the gold medal at the Canadian Winter Games.

Mahoney earned a degree in education from the University of Regina, where he played hockey for the Cougars. After graduating he spent 17 years as a teacher.

Mahoney played junior hockey for the Tier II Regina Pat Blues and the Regina Pats in the WHL. He also played four years at the University of Regina, helping lead his team to two national finals. Mahoney was inducted in the Saskatchewan Sports Hall of Fame in 1999.



## Bruce Boudreau

### Head Coach

Bruce Boudreau, the 2007-08 Jack Adams Award winner as the NHL's coach of the year and a member of the AHL Hall of Fame, is in his fifth season as Washington Capitals head coach and has led the team to the Southeast Division

championships in each of his first four seasons.

Boudreau, 56, became the 14th head coach in Washington Capitals history when he was named to the position on an interim basis, Nov. 22, 2007, and had the interim tag removed Dec. 26, 2007. He has a 189-79-39 record with Washington.

Boudreau's Capitals barely trail San Jose (190-79-38) for the best record in the NHL since he was hired. He recorded more wins (184) in his first 300 NHL games than any coach in NHL history and his .679 career winning percentage is the best of any coach in league history with at least 250 games of experience.

In addition, Washington has finished ranked in the top three in home record in each of the past three seasons. Their 84 wins at home in the last three years are tied with San Jose for most in the NHL during that span.

Boudreau led the Capitals on a remarkable comeback from 30th in the NHL when he took over on Thanksgiving Day to the Southeast Division championship in 2007-08, his first season. His record of 37-17-7 would have been good for a 109-point pace in the course of a full season. The Capitals posted 17 come-from-behind victories under Boudreau and finished 20-6-7 in games decided by one goal. Boudreau was the first coach in NHL history to lead his team from 14th place at midseason to a playoff berth.

Boudreau became the second Capitals head coach to win the Jack Adams Award (Bryan Murray, 1984) and the first coach since Bill Barber in 2001 to win the Jack Adams award after taking over a team in midseason.

In 2008-09, Boudreau guided his team to what was the best record in franchise history and a successful defense of the Southeast Division title, as well as Washington's first playoff series victory since 1998. His team ranked second in the NHL on the power play (25.2%) and third in goals per game (3.27) and he coached the repeat Hart Trophy winner (Alex Ovechkin) and two members of the NHL First All-Star Team (Ovechkin and Mike Green).

Boudreau's 2009-10 Capitals team won the Presidents' Trophy and became the first team outside of the Original Six to accumulate at least 120 points in a season. The Capitals set franchise records in wins (54) and points (121) while leading the NHL in scoring (3.82) and power play (25.2%) for the first time. Boudreau's team had seven 20-plus goal scorers, the NHL leader in plus/minus (Jeff Schultz, +50) and two repeat NHL First All-Star Team selections (Ovechkin and Green).

Boudreau has coached championship teams in the American Hockey League (AHL) and the ECHL and was in his third year as the head coach of the Hershey Bears, Washington's AHL affiliate, when he was promoted to D.C. He led the Bears to the Eastern Conference championship and the Calder Cup finals in each of his two full seasons in Hershey, winning the Calder Cup in 2006. Boudreau compiled a 103-45-11-16 record with the Bears (a .666 winning percentage), including an AHL-best 51-17-6-6 record (.713) in 2006-07.

Boudreau spent nine seasons as an AHL head coach, having compiled a 340-216-56-43 career record. He spent four years with the Manchester Monarchs and two years with the Lowell Lock Monsters before joining the Bears. Before ascending to the AHL, he was the head coach and director of hockey operations



**Bruce Boudreau led the Capitals to the top seed in the Eastern Conference in back-to-back seasons for the first time in franchise history.**

### BRUCE BOUDREAU QUICK FACTS

- Nicknamed "Gabby" and has an autobiography by that title that was published in the 2010
- Was an extra in the movie *Slap Shot*, wearing No. 7 for the Hyannisport Presidents
- A member of the 2009 class of the AHL Hall of Fame
- Has led each of his last 13 teams to the playoffs
- Ranks 11th all-time in AHL scoring with 799 points, scoring more than any player in the league in the 1980s
- Had the Canadian junior record for points in a season (165 with the Toronto Marlboros) until Wayne Gretzky broke the mark
- The third Capitals head coach to ascend to the job directly from the Hershey Bears head coaching position (Gary Green, Bryan Murray)
- The owner and operator, with his wife Crystal, of the Golden Horseshoe Hockey School in St. Catharines, Ontario
- Generous supporter of a number of charities and the co-host of the Bruce Boudreau/John Anderson Charity Golf Tournament to benefit youth hockey players

for the Mississippi Sea Wolves (ECHL), where he won the 1999 Kelly Cup championship.

After making his head-coaching debut in the Colonial Hockey League with the Muskegon Fury in 1992-93, Boudreau took over the Fort Wayne Komets of the International Hockey League (IHL) in 1993-94. The Komets advanced to the Turner Cup finals his first season at the controls, and Boudreau was named the 1993-94 IHL coach of the year.

A native of Toronto, Boudreau played parts of eight seasons with the Toronto Maple Leafs and Chicago Blackhawks, recording 70 points in 141 NHL games. A third-round pick of the Leafs in the 1975 NHL draft, Boudreau enjoyed one of the best seasons ever by a Canadian junior player during 1974-75. He picked up 165 points for the Toronto Marlboros, a Canadian Hockey League record until Wayne Gretzky surpassed the mark during the 1977-78 season.

An outstanding AHL player, Boudreau ranks 11th all-time in scoring in league history with 316 goals and 799 points. No AHL player in the 1980s notched more points than Boudreau, as he played for the New Brunswick Hawks, Baltimore Skipjacks, Nova Scotia Oilers, Springfield Indians and Newmarket Saints during that time. He won the 1987-88 John B. Sollenberger Trophy for leading the league in scoring, and was also a member of the 1992 Calder Cup champion Adirondack Red Wings.

Boudreau resides in Potomac, Maryland, with his wife Crystal. He has four children, sons Ben, Andy and Brady and daughter Kasey.



# BRUCE BOUDREAU

## Career Coaching Record

Season	Team	League	Regular Season								Playoffs			
			GP	W	L	T	OT	Pts	Pct		GP	W	L	Pct
1992-93	Muskegon	CHL	60	28	27	5	-	61	.508		7	3	4	.429
1993-94	Fort Wayne	IHL	81	41	29	-	11	93	.574		18	10	8	.556
1994-95	Fort Wayne	IHL	39	15	21	-	3	33	.423		-	-	-	-
1996-97	Mississippi	ECHL	70	34	26	10	-	78	.557		3	0	3	.000
1997-98	Mississippi	ECHL	70	34	27	9	-	77	.550		-	-	-	-
1998-99	Mississippi	ECHL	70	41	22	7	-	89	.636		18	14	4	.778
1999-00	Lowell	AHL	80	33	36	7	4	77	.481		7	3	4	.429
2000-01	Lowell	AHL	80	35	35	5	5	80	.500		4	1	3	.250
2001-02	Manchester	AHL	80	38	28	11	3	90	.563		5	2	3	.400
2002-03	Manchester	AHL	80	40	23	11	6	97	.606		3	0	3	.000
2003-04	Manchester	AHL	80	40	28	7	5	92	.575		6	2	4	.333
2004-05	Manchester	AHL	80	51	21	-	8	110	.688		6	2	4	.333
2005-06	Hershey	AHL	80	44	21	-	15	103	.644		21	16	5	.762
2006-07	Hershey	AHL	80	51	17	-	12	114	.713		19	13	6	.684
2007-08	Hershey	AHL	15	8	7	-	0	16	.533		-	-	-	-
	<b>CAPITALS</b>	<b>NHL</b>	<b>61</b>	<b>37</b>	<b>17</b>	<b>-</b>	<b>7</b>	<b>81</b>	<b>.664</b>		<b>7</b>	<b>3</b>	<b>4</b>	<b>.429</b>
2008-09	<b>CAPITALS</b>	<b>NHL</b>	<b>82</b>	<b>50</b>	<b>24</b>	<b>-</b>	<b>8</b>	<b>108</b>	<b>.659</b>		<b>14</b>	<b>7</b>	<b>7</b>	<b>.500</b>
2009-10	<b>CAPITALS</b>	<b>NHL</b>	<b>82</b>	<b>54</b>	<b>15</b>	<b>-</b>	<b>13</b>	<b>121</b>	<b>.738</b>		<b>7</b>	<b>3</b>	<b>4</b>	<b>.429</b>
2010-11	<b>CAPITALS</b>	<b>NHL</b>	<b>82</b>	<b>48</b>	<b>23</b>	<b>-</b>	<b>11</b>	<b>107</b>	<b>.652</b>		<b>9</b>	<b>4</b>	<b>5</b>	<b>.444</b>
<b>CAPITALS/NHL TOTALS</b>			<b>307</b>	<b>189</b>	<b>79</b>	<b>-</b>	<b>39</b>	<b>417</b>	<b>.679</b>		<b>37</b>	<b>17</b>	<b>20</b>	<b>.459</b>

## Career Playing Record

Season	Team	League	Regular Season						Playoffs				
			GP	G	A	Pts	PIM		GP	G	A	Pts	PIM
1972-73	Tor. Marlies	OHA	61	38	49	87	22		-	-	-	-	-
1973-74	Tor. Marlies	OHA	53	46	67	113	51		-	-	-	-	-
1974-75	Tor. Marlies	OHA	69	68	97	165	52		-	-	-	-	-
1975-76	Minnesota	WHA	30	3	6	9	4		-	-	-	-	-
	Johnstown	NAHL	34	25	35	60	14		9	6	5	11	7
1976-77	<b>Toronto</b>	<b>NHL</b>	<b>15</b>	<b>2</b>	<b>5</b>	<b>7</b>	<b>4</b>		<b>3</b>	<b>0</b>	<b>0</b>	<b>0</b>	<b>0</b>
	Dallas	CHL	58	37	34	71	40		1	1	1	2	0
1977-78	<b>Toronto</b>	<b>NHL</b>	<b>40</b>	<b>11</b>	<b>18</b>	<b>29</b>	<b>12</b>		-	-	-	-	-
	Dallas	CHL	22	13	9	22	11		-	-	-	-	-
1978-79	<b>Toronto</b>	<b>NHL</b>	<b>26</b>	<b>4</b>	<b>3</b>	<b>7</b>	<b>2</b>		-	-	-	-	-
	New Brunswick	AHL	49	20	38	58	22		5	1	1	2	8
1979-80	<b>Toronto</b>	<b>NHL</b>	<b>2</b>	<b>0</b>	<b>0</b>	<b>0</b>	<b>2</b>		-	-	-	-	-
	New Brunswick	AHL	75	36	54	90	47		17	6	7	13	23
1980-81	<b>Toronto</b>	<b>NHL</b>	<b>39</b>	<b>10</b>	<b>14</b>	<b>24</b>	<b>18</b>		<b>2</b>	<b>1</b>	<b>0</b>	<b>1</b>	<b>0</b>
	New Brunswick	AHL	40	17	41	58	22		8	6	5	11	14
1981-82	<b>Toronto</b>	<b>NHL</b>	<b>12</b>	<b>0</b>	<b>2</b>	<b>2</b>	<b>6</b>		-	-	-	-	-
	Cincinnati	CHL	65	42	61	103	42		4	3	1	4	8
1982-83	<b>Toronto</b>	<b>NHL</b>	<b>-</b>	<b>-</b>	<b>-</b>	<b>-</b>	<b>-</b>		<b>4</b>	<b>1</b>	<b>0</b>	<b>1</b>	<b>4</b>
	St. Catharines	AHL	80	50	72	122	65		-	-	-	-	-
1983-84	St. Catharines	AHL	80	47	62	109	44		7	0	5	5	11
1984-85	Baltimore	AHL	17	4	7	11	4		15	3	9	12	4
	Iserlohn	Germany	29	20	27	47	37		3	2	2	4	6
1985-86	<b>Chicago</b>	<b>NHL</b>	<b>7</b>	<b>1</b>	<b>0</b>	<b>1</b>	<b>2</b>		-	-	-	-	-
	Nova Scotia	AHL	65	30	36	66	36		-	-	-	-	-
1986-87	Nova Scotia	AHL	78	35	47	82	40		5	3	3	6	4
1987-88	Springfield	AHL	80	42	74	116	84		-	-	-	-	-
1988-89	Springfield	AHL	50	28	36	64	42		-	-	-	-	-
	Newmarket	AHL	20	7	16	23	12		4	0	1	1	6
1989-90	Phoenix	IHL	82	41	68	109	89		-	-	-	-	-
1990-91	Fort Wayne	IHL	81	40	80	120	111		19	11	7	18	30
1991-92	Fort Wayne	IHL	77	34	50	84	100		7	3	4	7	10
	Adirondack	AHL	-	-	-	-	-		4	1	1	2	2
<b>NHL TOTALS</b>			<b>141</b>	<b>28</b>	<b>42</b>	<b>70</b>	<b>46</b>		<b>9</b>	<b>2</b>	<b>0</b>	<b>2</b>	<b>4</b>
<b>WHA TOTALS</b>			<b>30</b>	<b>3</b>	<b>6</b>	<b>9</b>	<b>4</b>		<b>-</b>	<b>-</b>	<b>-</b>	<b>-</b>	<b>-</b>
<b>AHL TOTALS</b>			<b>634</b>	<b>316</b>	<b>483</b>	<b>799</b>	<b>416</b>		<b>65</b>	<b>20</b>	<b>32</b>	<b>52</b>	<b>72</b>
<b>IHL TOTALS</b>			<b>240</b>	<b>115</b>	<b>198</b>	<b>313</b>	<b>300</b>		<b>26</b>	<b>14</b>	<b>11</b>	<b>25</b>	<b>40</b>



Bruce Boudreau won the Jack Adams Award (above) after leading the Capitals to the playoffs as a midseason hire in 2007-08. He has won four consecutive Southeast Division titles and his teams have earned the top seed in the Eastern Conference each of the last two seasons.



Bruce Boudreau has recorded more wins (184) in his first 300 NHL games than any coach in NHL history.





## Dean Evason

### Assistant Coach

Dean Evason enters his seventh season with the Capitals and is the team's longest-tenured assistant coach, having helped direct the Caps to four straight Southeast Division championships and the 2009-10 Presidents' Trophy as a member

of Bruce Boudreau's staff.

A 13-year NHL veteran and experienced coach in the junior ranks, the former Capital spent the 2004-05 season as co-coach of the Western Hockey League's Calgary Hitmen. Along with co-coach Kelly Kisio, he helped lead the Hitmen to a 34-23-9-6 record and an appearance in the WHL playoffs, where they reached the second round.

Prior to joining Calgary, Evason was the head coach of the WHL's Vancouver Giants for two seasons. He had a combined record of 59-61-14-10 with Vancouver, leading the Giants to their first winning season and playoff appearance in 2003-04.

Evason was the head coach of the WHL's Kamloops Blazers for three years before joining Vancouver, posting a 109-83-17-7 record from 1999 to 2002. His first junior coaching experience came as an assistant with the Calgary Hitmen during the 1999 playoffs, helping them capture the league championship. He also served as a player/coach for Team Canada during the 1996-97 season and captained the team to a gold medal at the 1997 World Hockey Championship



in Finland. In addition, Evason served as a player/coach for two seasons for Landshut of the German Hockey League in 1997-98 and '98-99.

A native of Flin Flon, Manitoba, Evason is a member of the Manitoba Hockey Hall of Fame. He was drafted by the Capitals in the fifth round, 89th overall, in the 1982 Entry Draft and played 17 games over two seasons with Washington in 1983-84 and '84-85. A center, Evason played 13 seasons in the NHL with Washington, Hartford, San Jose, Dallas and Calgary, recording 139 goals and 233 assists in 803 games.



## Bob Woods

### Assistant Coach

Bob Woods, a former player and assistant coach under Bruce Boudreau, is in his third season as an assistant coach for the Capitals. Woods helped lead the Capitals to two straight Southeast Division championships and to the

Presidents' Trophy in 2009-10.

Woods, 43, served as Hershey's head coach for two seasons and guided the Bears to their 10th Calder Cup championship in 2008-09 with a 49-23-8 record. He was an assistant coach with the Bears on Boudreau's staff when the Bears won the Calder Cup title in 2006. Woods was appointed head coach of the Bears when Boudreau was hired by the Capitals on Nov. 22, 2007. Woods compiled an 83-47-15 record in 145 regular-season games with Hershey and was 17-10 in 27 Calder Cup playoff games.

Prior to joining Hershey in 2005, Woods coached the Mississippi Sea Wolves of the ECHL for four seasons. He compiled a record of 169-94-25 in the regular season and led the Sea Wolves to the playoffs all four years while he was behind the bench, including two trips to the conference finals. Woods' first coaching experience came as player/assistant coach with Mississippi from 1998-2001, playing for Boudreau during that time.

The LeRoy, Saskatchewan, native, was selected in the 10th round, 201st overall, in the 1988 NHL Entry Draft by the New Jersey Devils. Woods played



13 seasons between the AHL, IHL, ECHL and Europe and won the Calder Cup with Hershey (1997) and the Kelly Cup with Mississippi (1999). A four-time ECHL All-Star, Woods was named second-team defenseman on the ECHL's 15th anniversary team in 2003, and was also named second-team defenseman on the Hockey News' 50th anniversary All-ECHL team in 1997. Woods' No. 8 was retired by the Mississippi Sea Wolves Oct. 13, 2002.



## Blaine Forsythe

### Assistant Coach/Video

Blaine Forsythe enters his sixth season with Washington and his third as an assistant coach.

Forsythe joined the Capitals as a video coach prior to the 2006-07 season and was an integral member of Bruce Boudreau's staff that helped lead the Capitals to the 2007-08 Southeast Division championship.

Forsythe was promoted to a position as an amateur scout in 2008-09 before returning to D.C. In his first season back as an assistant coach and leading the team's video coaching operations, the Capitals won the Presidents' Trophy and the Southeast Division championship.

Prior to joining the Washington organization, the Calgary, Alberta, native

worked for the Calgary Hitmen from 1998-2006, where he served as both an assistant general manager (1998-2006) and an assistant coach (2002-06). While with the Hitmen, Forsythe worked with fellow Capitals' assistant coach Dean Evason, who was both an assistant coach and co-coach of the Hitmen during Forsythe's tenure. Forsythe and Evason helped lead Calgary to a WHL championship in 1999.

Forsythe received a business degree from the University of Minnesota and played Division II hockey at the University of Minnesota, Crookston. He played junior hockey with the CJHL's Pembroke Lumber Kings in Pembroke, Ontario.



## Dave Prior

### Director of Goaltending and NHL Goaltender Coach

Dave Prior returns this season to his post as director of goaltending and NHL goaltender coach, and will be working with the team's goaltenders as well as goalie prospects throughout the minor-league system.

Prior spent 12 seasons as the Capitals goaltending coach from 1996-97 through the 2008-09 season and worked in the Capitals organization as a goalie coach last season. He has been part of three division championship teams, including in 2007-08, when his goaltenders allowed just 1.85 goals per game in the last 20 games of the season as the Capitals earned a playoff spot.

During Prior's first tenure with Washington, the Capitals won four division

championships and made six playoff appearances. Prior also coached Capitals goalies to three of the five lowest team goals-against averages in franchise history, including Olie Kolzig's Vezina-winning season (1999-00) and the Caps' 1998 Stanley Cup appearance. During his time with Washington, he has coached goalies that have won league championships in the OHL, ECHL, IHL and AHL.

Before joining the Capitals' coaching staff, Prior worked as a goaltending coach for the Dallas Stars, Detroit Red Wings, San Jose Sharks and Winnipeg Jets. He has also gained international experience coaching goalies on the German National Team in the World Junior and World Championships as well as in the World Cup and the Olympics. In addition, the native of Guelph, Ontario, spent seven years working with the NHL Central Scouting Bureau.



## Olie Kolzig

### Associate Goaltending Coach

Olie Kolzig joins the Capitals for his first season as the associate goalie coach. Kolzig, a 15-year NHL veteran, played for Washington and Tampa Bay and was a member of the Toronto Maple Leafs, but never played for them. He played

a total of 719 games, 711 of those with Washington, before he retired in September 2009.

During his time with the Capitals, Kolzig garnered almost every all-time Capitals goaltending record, including games played, wins (301), shutouts (35), and minutes (41,259) and ranks fourth (minimum 3,000 minutes played) in goals-against average (2.70) and third in save percentage (.906). In terms of single-season records, Kolzig leads in games (73), minutes (4,371), wins (41) and is second (minimum 1,200 minutes) in goals-against average (2.20), save percentage (.920) and shutouts (6).

A former Capitals first-round draft pick (19th overall) in the 1989 NHL Entry Draft, Kolzig helped guide Washington to its only Stanley Cup Final in 1998.

The Johannesburg, South Africa, native was awarded the 2000 Vezina Trophy, presented to the league's top goalie, and was named the 2005-06 King Clancy Memorial Trophy winner, awarded to the player who best exemplifies leadership qualities on and off the ice and who has made a significant humanitarian contribution to his community. Kolzig was named to two NHL All-Star Teams (1998 and 2000) as a member of the Capitals, and was a three-time Olympian as a member of the German Olympic Team in 1998, 2002 and 2006.

During his final season with Washington in 2007-08, Kolzig was teammates with several current Capitals, including captain Alex Ovechkin, Nicklas Backstrom, Alexander Semin and Mike Green.

Kolzig is co-owner of the Tri-City Americans of the Western Hockey League and founder of the Carson Kolzig Foundation and Athletes Against Autism.

He and his wife Christin have three children, a son Carson and two daughters, Kendall and Ashlyn.



## Mark Nemish

### Strength and Conditioning Coach

Mark Nemish is entering his fifth season as Strength and Conditioning Coach with the Washington Capitals. Nemish is responsible for the team's overall strength and conditioning programs and plays an important role in the planning and implementation of the off-season conditioning programs of all players in the organization. In addition, he works directly with Capitals athletic trainers Greg Smith and Ben Reisz and team doctors in the rehabilitation of all injured players.

Nemish joined the Capitals during the time he owned and operated Dynamic Sports Performance training center in Ashburn, Va. Prior to moving to Virginia, Nemish spent six seasons as the strength and conditioning coach for the Nashville Predators.

A native of Winnipeg, Manitoba, Nemish received his Master of Science degree in exercise science from the University of North Dakota in Grand Forks in 1996.

Nemish, an avid golfer, resides in Round Hill, Virginia with his wife Tammy and their two children, Kendall and Kailani.



## Greg Smith

### Head Athletic Trainer

Greg Smith returns for his 12th season with the Washington Capitals and his 16th season in professional hockey as Head Athletic Trainer. Smith joined Washington in 1999 after spending two seasons as head athletic trainer with the Mighty Ducks of Anaheim.

Prior to his stint in Anaheim, Smith was the head athletic trainer with the American Hockey League's Baltimore Bandits. Smith has gained international experience in his career, having served as athletic trainer for Team USA at the 1998 and 2004 (bronze medal winning team) World Hockey Championship.

A native of Bowie, Maryland, Smith received his bachelor's degree in physical education from Salisbury State University with a concentration in both special education and athletic training. He went on to earn a master's degree in athletic training and an associate's of applied science/physical therapy at California University of Pennsylvania. Smith also earned his master's in sports science from the International Sports Science Association. In addition to his duties with the Capitals, Smith also operates Professional Sportscare & Rehabilitation, a group of physical therapy clinics in the Washington, D.C. area. He began his professional hockey career as an athletic trainer intern with the Capitals during the 1994-95 season.



## Ben Reisz

### Assistant Athletic Trainer

Ben Reisz enters his fifth season with the Washington Capitals as Assistant Athletic Trainer.

Reisz, 27, joined the Capitals during the 2007-08 season after spending time with Professional Sport Care and Rehab Center as an athletic trainer.

A native of Baltimore, Maryland, Reisz earned his Bachelor of Science degree in Athletic Training from James Madison University.



## Curt Millar

### Massage Therapist

Curt Millar enters his 19th season with the Capitals as Massage Therapist. Millar is responsible for working with the team's players on improving their range of motion and helps in the prevention and healing of injuries.

Millar, a certified massage therapist with a specialty in sports massage, received a Bachelor of Science degree in Criminology from American University and attended the Potomac Myotherapy Institution in Washington, D.C.

A Washington, D.C. native, Millar resides in Sunset Beach, N.C. during the offseason with his wife, Sharon. They have three children, Jason, Jennifer (who are twins) and Kevin and are the proud grandparents of three grandsons, Alec, Dominic and Nicolas.





## **Brock Myles**

### **Head Equipment Manager**

Brock Myles is entering his sixth season as Head Equipment Manager with the Washington Capitals. Myles joined the Capitals after spending eight seasons in the American Hockey League (AHL), where he served as the head equipment manager for both the Portland Pirates (2001-2006) and the Louisville Panthers (1999-2001). Prior to his stint in the AHL, Myles worked as the head equipment manager for the Port Huron Border Cats and the Detroit Falcons of the United Hockey League (UHL).

Myles received his degree in sports administration from Durham College in Oshawa and Sports Equipment and Business from Humber College in Toronto. Myles, a native of Chesley, Ontario, resides in Alexandria, Virginia with his wife Shannon, and their two children. He enjoys golf and traveling and is a member of the Society of Professional Hockey Equipment Managers (SPHEM).



## **Craig Leydig**

### **Assistant Equipment Manager**

Craig Leydig enters his 23rd season with the Washington Capitals as Assistant Equipment Manager.

During his tenure with the Capitals, Leydig received numerous professional honors. Leydig oversaw the locker room operations in the 2009 NCAA Frozen Four Tournament in Washington, D.C. and represented the team in the 1999 NHL All-Star Game in Tampa Bay, Florida. Leydig joined the Capitals from the New York Islanders, where he served one season as the assistant athletic trainer.

A native of Washington, D.C., Leydig, who is certified in Advanced First Aid and CPR, attended Prince George's Community College in Maryland.



## **Dave Marin**

### **Equipment Assistant**

Dave Marin returns for his fourth year with the Washington Capitals and first season as the Equipment Assistant.

The 26-year old Marin splits his duties between assisting the Capitals equipment staff with the day-to-day equipment and locker room maintenance, and serving as the visiting dressing room manager. A native of Alexandria, Va., Marin manages the visiting team equipment upon arrival and assists the visiting team's equipment manager with all of his needs while in town.

Prior to joining the Capitals, Marin spent two years as assistant equipment manager with the Columbia Inferno of the East Coast Hockey League (ECHL).



# Hockey Operations

## SCOUTING STAFF



**Jason Fitzsimmons**  
Pro Scout



**Chris Patrick**  
Pro Scout



**Martin Pouliot**  
Pro Scout



**Steve Richmond**  
Director, Player Development



**Darrell Baumgartner**  
Amateur Scout



**Steve Bowman**  
Amateur Scout



**Phil Horner**  
Amateur Scout



**Ed McColgan**  
Amateur Scout



**Wil Nichol**  
Amateur Scout



**Terry Richardson**  
Amateur Scout



**A.J. Toews**  
Amateur Scout



**Vojtech Kucera**  
European Scout



**Petri Skriko**  
European Scout



**Mats Weiderstal**  
European Scout

**Not Pictured:**  
**Alan Haworth**  
Amateur Scout

## HOCKEY OPERATIONS STAFF



**Katy Headman**  
Director, Team Operations



**Kris Wagner**  
Director, Scouting Operations



**Eric Garvey**  
Hockey Operations Assistant



**Evan Gold**  
Hockey Operations Assistant



**Ian Anderson**  
Team Services Manager



**James Wiseman**  
Security Representative

## MEDICAL STAFF



**Benjamin Shaffer, MD**  
Head Team Physician



**Thomas Lenz, DDS, PC**  
Team Dentist



**Chris Walsh, MD**  
Team Internist

**Not Pictured:**  
**Thomas Clinch, MD**  
Team Ophthalmologist







# Front Office Staff



**Nova Ackerman**  
Senior Regional Sales  
Manager



**Anthony Aspaas**  
Senior Director of  
Ticket Sales



**Alex Ball**  
Digital Media Coordinator



**Jaclyn Benjamin**  
Regional Sales Manager



**David Boettinger**  
Senior Regional Sales  
Manager



**Jimm Bonk**  
Senior Regional Sales  
Manager of Groups



**Tim Bronaugh**  
Director of Amateur  
Hockey Sales




**Keith Burrows**  
Vice President of Finance



**Christi Carson**  
Senior Guest Services  
Specialist



**Mike Chan**  
Director of Strategic  
Marketing



**Jordan Cookler**  
Director of Ticket  
Operations



**Kathy Devine**  
Director of Corporate  
Partnerships



**Joe Dupriest**  
Vice President of  
Marketing & CMO



**Connery Flanagan**  
Guest Services Specialist



**Matthew Fox**  
Guest Services Specialist



**Kim Frank**  
Director of Fan Develop-  
ment & Promotions



**Joshua Gains**  
Regional Sales Manager



**Ema Gantcheva**  
Senior Manager of CRM



**Valerie Garrett**  
Office Assistant



**Travis Gendron**  
Senior Regional  
Sales Manager



**Marco Gentile**  
Director of Corporate  
Partnerships



**Kevin Giambi**  
Mascot Coordinator



**Lauren Gilmore**  
Assistant Manager of  
Promotions



**Sean Goodman**  
Senior Guest Services  
Specialist



**Greg Gosselin**  
Guest Services Specialist



**Ben Guerrero**  
Manager of Media  
Relations




**Scott Haberle**  
Guest Services Specialist



**Adam Haney**  
Staff Accountant



**James Heuser**  
Digital Content Producer



**Tyler Hines**  
Game Entertainment  
Coordinator



**Shari Howard**  
Senior Director of  
Partnership Marketing



**Cathy Jerome**  
Partnership Marketing  
Manager



**Kelly Jones**  
Guest Services Specialist




**Steve Kaufmann**  
Manager of Ticket  
Operations



**Jeff Keeney**  
Director of Group &  
Arena Event Sales



**Sergey Kocharov**  
Director of Media  
Relations



**Mitchell Layton**  
Team Photographer



**Andy Mattice**  
Graphic Designer



**Brian McPartland**  
Senior Director of  
Information Technology



**Greg Monares**  
Senior Director of  
Guest Services



**Darren Montgomery**  
Senior Director of Group  
Sales & Arena Events



**Roger Moskowitz**  
Senior Director of  
Corporate Partnerships





# Front Office Staff



**Kelly Murray**  
Communications  
Coordinator



**Rick Olivieri**  
Director of Guest  
Services



**Sean Parker**  
Director of Digital Media



**Letitia Petrillo**  
Senior Manager of  
Partnership Marketing



**Chuquita Pettus**  
Receptionist



**Mindy Pipes**  
Partnership Marketing  
Manager



**Sara Piletz**  
Senior Regional  
Sales Manager of Groups



**Greg Roberts**  
Regional Sales Manager



**Peter Robinson**  
Amateur Hockey & Fan  
Development Coordinator



**Jenna Ross**  
Partnership Marketing  
Manager



**Jill Ruehle**  
Director of Accounting



**Jill Salisbury**  
Assistant Manager of  
Ticket Operations




**Peter Sekulow**  
Senior Regional Sales  
Manager of Groups



**Christopher Sheap**  
Senior Director of  
Ticket Operations



**Jennifer Simpson**  
Accounting Payable



**Ryan Smeets**  
Marketing Coordinator



**Lew Strudler**  
Senior Director of  
Corporate Partnerships



**Ben Sugarman**  
Guest Services Specialist



**Michelle Trostle**  
Vice President of  
Administration



**James Van Stone**  
Senior Vice President  
of Ticket Sales



**Mike Vogel**  
Senior Writer



**Nadia Wajid**  
Community Relations  
Manager



**John Walton**  
Director of  
Radio Broadcasting/Radio  
Play-by-Play



**Hana Weaver**  
Partnership Marketing  
Manager



**Elizabeth Wodatch**  
Director of  
Community Relations



**Mike Wurman**  
Director of Game  
Entertainment & TV  
Production



**Bruce Zalbe**  
Director of  
Corporate Partnerships



# Hershey Bears

**AHL Affiliate**

**11-Time Calder Cup champions,  
including 2006, '09, '10**



**950 W. Hersheypark Dr.  
Hershey, PA 17033  
Phone: 717.534.3380  
www.hersheybears.com**

**Home arena:** GIANT Center (10,500)

**Affiliation:** 7th year, became Washington's primary affiliate  
on April 26, 2005

**Media Relations:** Scott Stuccio, hersheyp@gmail.com

**Statistics:** [Click here](#)

**Roster:** [Click here](#)



**Mark French**  
**Head Coach**

Mark French enters his third season as the head coach of the Hershey Bears. He previously spent two seasons as an assistant coach with the Bears and helped lead Hershey to the 2009 Calder Cup championship.

French previously was the head coach and director of hockey operations for the Wichita Thunder (Central Hockey League) from 2005-07. He was responsible for player recruitment and contract negotiations while with the Thunder and managed the team's operating budget.

French also served as the assistant coach of the Atlantic City Boardwalk Bullies of the ECHL during the 2004-05 season when the Bullies posted a 42-21-9 record. Prior to joining the professional ranks, French was the head coach at Wilfrid Laurier University in Canada from 2002-04. French served as assistant coach and assistant general manager of the Canadian Hockey League's North Bay Centennials from 1999-2002.

A native of Milton, Ontario, French played college hockey at Brock University in St. Catharines, Ontario, serving as assistant captain for three years. He received the prestigious "212 Degrees" award all four seasons, presented to the athlete who demonstrates leadership, commitment and excellence on the ice.



**Troy Mann**  
**Assistant Coach**

Troy Mann begins his third season as an assistant coach with the Hershey Bears, after helping head coach Mark French lead the Bears to the Calder Cup championship in 2009.

Mann joined the Washington organization after spending the past four seasons with the ECHL's Columbia Inferno. Mann led the Inferno to the South Division final in 2007-08, his second of three years as head coach and director of hockey operations. In 2008-09 Mann served as associate head coach of the ECHL's Charlotte Checkers.

Mann's coaching career began as a player/assistant coach in the United Hockey League before he became an assistant coach and interim head coach of the Central Hockey League's Topeka Tarantulas in 2004-05.

Mann's 11-year professional playing career included a stint with the Mississippi SeaWolves in the ECHL, where he was the first player to sign with the franchise in 1996 and won the Kelly Cup while playing for Washington head coach Bruce Boudreau in 1999. In all he played for four teams in the ECHL as well as teams in the Central Hockey League, United Hockey League and in Sweden.

Mann is a 1993 graduate of the University of Toronto, where he played for the Varsity Blues for four years.

OCTOBER							NOVEMBER							DECEMBER						
S	M	T	W	T	F	S		M	T	W	T	F	S	S	M	T	W	T	F	S
						1			1	2	3	4	5					1	2	3
												WBS						SYR	POR	
2	3	4	5	6	7	8	6	7	8	9	10	11	12	4	5	6	7	8	9	10
					BNG	WBS				BNG		WBS		BRG				CT	WBS	
9	10	11	12	13	14	15	13	14	15	16	17	18	19	11	12	13	14	15	16	17
					NOR	NOR	BRG					SYR	ALB	NOR				NOR	BRG	
16	17	18	19	20	21	22	20	21	22	23	24	25	26	18	19	20	21	22	23	24
					ALB	WBS				PRO		WBS	LE	NOR			SYR			
SYR 23	24	25	26	27	28	29	27	28	29	30				25	26	27	28	29	30	31
BNG 30	31				SPR	ADK			CT							WBS	WBS			NOR
JANUARY							FEBRUARY							MARCH						
S	M	T	W	T	F	S	S	M	T	W	T	F	S	S	M	T	W	T	F	S
1	2	3	4	5	6	7				1	2	3						1	2	3
					ADK	ADK						WBS	CT						BNG	BNG
8	9	10	11	12	13	14	5	6	7	8	9	10	11	4	5	6	7	8	9	10
			CHA	CHA		BNG	WBS					SYR	WOR	SPR					STJ	STJ
15	16	17	18	19	20	21	12	13	14	15	16	17	18	11	12	13	14	15	16	17
					BNG	MAN	WBS					PRO	MAN					ADK	ALB	WOR
22	23	24	25	26	27	28	19	20	21	22	23	24	25	18	19	20	21	22	23	24
					NOR	NOR	BRG													
29	30	31					26	27	28	29				25	26	27	28	29	30	31
***	***									NOR				CHA			BNG		STJ	





# South Carolina Stingrays

**ECHL Affiliate**

**Three-time Kelly Cup champions,  
including 2001 & 2009**



**3300 West Montague Ave., Suite A-200  
North Charleston, SC 29418  
Phone: 843.744.2248  
www.stingrayshockey.com**

**Home arena:** North Charleston Coliseum (6,712)

**Affiliation:** 8th year

**Media Relations:** Joseph Zakrzewski, jzakrzewski@stingrayshockey.com

**Statistics:** [Click here](#)

**Roster:** [Click here](#)



## Spencer Carbery

**Head Coach/Director of Hockey Operations**

Spencer Carbery enters his second season with the Stingrays and his first as head coach. He becomes the sixth head coach in Stingrays history and the youngest head coach in the ECHL (29) this season.

Carbery, who served as the Stingrays' assistant coach last season, joined the organization as a player during the 2008-09 season and helped the club capture its ECHL-record third Kelly Cup championship in 2009. The Victoria, British Columbia, native recorded 22 goals and 26 assists for 48 points in 94 games with the Stingrays. He was also named the inaugural recipient of the Jerry Zucker Community Service Award in 2009.

As a player, Carbery skated for four professional seasons with the Bakersfield Condors, Stockton Thunder, Fresno Falcons and Stingrays of the ECHL and the Tulsa Oilers of the CHL totaling 117 points (48g, 69a) in 244 games. Last season, Carbery helped lead the Stingrays to a 78-48-9-9 record while assisting former Stingrays head coach Cail MacLean.



**Braden Holtby began the 2009-10 season with the Stingrays and represented South Carolina in the ECHL All-Star Game.**

OCTOBER						
SUN	MON	TUE	WED	THU	FRI	SAT
						1
2	3	4	5	6	7	8
9	10	11	12	13	14	15
16	17	18	19	20	21	22
23	24	25	26	27	28	29
CHI			REA	ELM	ELM	

JANUARY						
SUN	MON	TUE	WED	THU	FRI	SAT
1	2	3	4	5	6	7
8	9	10	11	12	13	14
15	16	17	18	19	20	21
22	23	24	25	26	27	28
29	30	31				
FLA				TRE	TRE	

NOVEMBER						
SUN	MON	TUE	WED	THU	FRI	SAT
30	31	1	2	3	4	5
6	7	8	9	10	11	12
13	14	15	16	17	18	19
20	21	22	23	24	25	26
27	28	29	30			
GRN						

FEBRUARY						
SUN	MON	TUE	WED	THU	FRI	SAT
			1	2	3	4
5	6	7	8	9	10	11
12	13	14	15	16	17	18
19	20	21	22	23	24	25
26	27	28	29	30	31	
GWT						

DECEMBER						
SUN	MON	TUE	WED	THU	FRI	SAT
				1	2	3
4	5	6	7	8	9	10
11	12	13	14	15	16	17
18	19	20	21	22	23	24
25	26	27	28	29	30	31
GRN	GWT	GRN	GWT		FLA	

MARCH						
SUN	MON	TUE	WED	THU	FRI	SAT
				1	2	3
4	5	6	7	8	9	10
11	12	13	14	15	16	17
18	19	20	21	22	23	24
25	26	27	28	29	30	31
	GRN				GRN	GRN



# Caps in the Community

The Washington Capitals strive for success both on and off the ice. As a professional sports franchise with deep roots in and around the Washington, D.C., metropolitan area, the Capitals are committed to making a difference in the local community. It is our goal not only to build an excellent team with positive role models for young people, but also to create and maintain community programs that encourage participation in hockey, serve to educate today's youth and assist those in need.

It is this philosophy that led the franchise to establish Caps Care, the branch of the organization that manages community involvement. Recognizing the community as our most important asset, Caps Care creates programs that are designed to give back to the very community that has supported our team for so many years.

Throughout the year Capitals players, coaches and their families, along with our alumni, staff and mascot, dedicate themselves to making a difference in the lives of the people they encounter. Through a diverse array of causes like education, fundraising, supporting local youth hockey groups, hosting community drives or simply spreading good cheer, the Capitals are committed to being a positive influence and contributor in our community.

## Community Programs

The Washington Capitals take part in numerous programs throughout the year that benefit the local community.

**Caps@School:** The Washington Capitals launched Caps@School during the 2009-10 season and brought the excitement of Caps Hockey to local classrooms in Maryland, Virginia and Washington, D.C. Caps@School is a free, online curriculum-enhancing teaching tool for fourth, fifth and sixth-grade classes.

In 2010-11, the number of educators who participated in Caps@School more than doubled from the first year of the program. Nearly 900 elementary school educators signed-up at CapsAtSchool.com to access resources that combined the sport of hockey and Washington Capitals players to teach math, language, art, health and physical education. This unique program offered engaging, classroom-ready lesson plans featuring Nicklas Backstrom, Mike Green and Alex Ovechkin that captured the attention of students. Furthermore, Caps@School allowed classes that completed lesson plans the opportunity to win Caps prizes. Each month from October through March, at least one eligible class won a Chipotle burrito party with autographed memorabilia delivered to their classroom by either a player or team mascot Slapshot. Caps@School also offered educational stories, Caps player quick facts and motivational posters that educators could utilize in their classrooms.

Last season more than 69,000 students from public, private and charter schools were reached through Caps@School, more than double the number of students the program reached during its first year.

Maryland, Virginia and Washington, D.C., teachers can enroll their classes for FREE and start to download lesson plans immediately at the Caps@School website at <http://www.capsatschool.com/>.

**Hockey School:** The Washington Capitals have hosted more than 50 clinics and reached more than 7,500 students in the D.C. area through the team's Hockey School program since its inception in 2007. Hockey School is a free program, designed to be both instructional and interactive, with the goal of exposing students to floor hockey and teaching proper technique. Each Hockey School visit consists of an interactive floor hockey clinic focusing on puckhandling, passing and shooting.



This season Caps coaches, players and alumni, Slapshot and team representatives will host Hockey School sessions between September and May for groups of 100 to 150 fifth through eighth graders.

Each student who participates in Hockey School will receive the following:

- An autographed player card signed by one of the Washington Capitals
- A hockey 101 booklet that outlines the rules of street hockey and ice hockey
- One coupon for a free open skate session at a local participating rink
- One coupon for a free learn to skate or learn to play introductory class at a local rink
- A Hockey School squishy puck

In addition, each school will receive an official Capitals Hockey School banner and schools in need of street hockey equipment will receive a free set of equipment.

Schools serving fifth through eighth-grade students within a 30-mile radius of either Kettler Capitals Iceplex or Verizon Center are eligible to sign up for Hockey School online at [WashingtonCaps.com](http://WashingtonCaps.com). Schools are chosen on a first-come, first-served basis and must select one of the predetermined dates available when signing up.

## Most Valuable Kids

The Washington Capitals have teamed up with Most Valuable Kids, Inc., to provide a unique opportunity for Caps season-ticket holders to donate unused game tickets to underserved children, recuperating soldiers and active military and their families in the Washington, D.C., metropolitan area. Tickets that would otherwise go unused are redistributed by Most Valuable Kids to either injured soldiers or active military and their families; or to boys and girls, 18 and younger, through various local nonprofit organizations. Most Valuable Kids' mission is to provide an unparalleled reward system for local underprivileged children and children's organizations that show exemplary behavior, spirit, and community service. In offering children the opportunity to come face to face with athletic and entertainment role models, Most Valuable Kids' program fosters the development of self-esteem and a deeper understanding of the benefits of hard work and perseverance during adolescent and teenage years. For more information on Most Valuable Kids go to [www.mostvaluablekids.org](http://www.mostvaluablekids.org).

## Community Drives

Community drives are another way that the Capitals partner with fans who want to get involved in helping the local community. By collecting canned food, toys or even by allowing fans the opportunity to donate blood, the team places high priority on making the D.C. area a better place and helping those who are in need.

## Canned Food Drive presented by Tires Plus and Bridgestone:

Every year the Washington Capitals hold a food drive to collect canned foods and other nonperishable food items to benefit the Capital Area Food Bank. The Capital Area Food Bank is the largest public nonprofit food and nutrition education resource in the Washington, D.C., metropolitan area. Last year, the Capital Area Food Bank distributed 30 million pounds of food, including 10.8 million pounds of fresh produce, to more than 478 million people through a network of more than 700 nonprofit partners. The Capital Area Food Bank has





# Caps in the Community



served the National Capital region for 31 years.

In 2010 the Capitals teamed up with Tires Plus, Bridgestone, Comcast SportsNet, Mix 107.3 and the Edge 105.9 and collected more than one ton of food and nearly \$1,000 for the Capital Area Food Bank. Tires Plus and Bridgestone made an additional \$7,500 donation to the food bank. Capitals players' wives and girlfriends Karie Erskine, Rachel Fehr, Kim Hendricks, Mackenzie Keeley and Diondra Steckel greeted fans at the F Street entrance along with volunteers from the Capital Area Food Bank. Fans who provided nonperishable food or monetary donations received a poster featuring Caps star center and canned food drive spokesman Nicklas Backstrom. Through the canned food drive the Caps were able to provide more than 25,000 meals to those in need in the D.C. area.

Food drive spokesman Backstrom along with Caps teammates Karl Alzner, John Carlson, Mike Green, Braden Holtby and D.J. King; Mix 107.3's Chilli Amar; and Comcast SportsNet's Jill Sorenson also participated in The Salvation Army's Grate Patrol program in 2010. The group, joined by Major Steve Morris from the National Capital Area Command for The Salvation Army, delivered sandwiches, beef stew, bread, hot chocolate, water and cookies to the homeless. This was the second consecutive year that Backstrom and Amar delivered meals through the Grate Patrol program.

The Grate Patrol program started in 1985 and operates 365 days a year with service to more than 1,000 individuals each month. The Grate Patrol serves between 100 to 120 individuals per night and serves more than 33,000 meals annually. Originally the program offered meals alone, but today an outreach coordinator helps the homeless get back on their feet.

## Toy Drive presented by GEICO

The holiday season is a time for giving and the Washington Capitals want to do their part in bringing a smile to the face of every child. The Capitals partnered with the U.S. Marine Corps Reserves for their 11th annual Toys for Tots Toy Drive presented by GEICO in 2010. The Capitals, the Elliot in the Morning Show and Comcast SportsNet worked together to fill a 17-foot JK Moving and Storage Inc. truck with toys for disadvantaged children throughout the D.C. area. Caps players' wives Karie Erskine, Rachel Fehr and Kim Hendricks joined U.S. Marines outside of Verizon Center's main entrance to collect toys and monetary donations. Every fan who donated a new, unwrapped toy received a commemorative Caps poster featuring toy drive spokesman Brooks Laich. More than \$5,000 in monetary donations was also collected last year for the Toys for Tots Foundation at the Toy Drive.

To kick off the toy drive campaign, spokesman Laich and his girlfriend – along with Alan May from Comcast SportsNet, Elliot Segal from the Elliot in the Morning show, the GEICO Gecko, Slapshot and several U.S. Marines



– shopped for the U.S. Marine Corps Toys for Tots Foundation. Washington Capitals Charities donated more than \$10,000 that the shoppers spent on nearly 400 toys which were distributed as holiday gifts to children in need in the Washington, D.C., area.

**Inova Blood Drive:** The Washington Capitals and Inova Blood Donor Services hosted two blood drives during the 2010-11 season. The Caps and Inova collected 1,115 units of blood – 540 units in October and 575 units in March. More than 1,200 fans donated blood at these drives and helped make the Caps Inova Blood Drive in March the most successful blood donation campaign hosted by a sports team in the Washington, D.C., area.

Each donor at the October drive received a Brooks Laich jersey T-shirt and bobblehead while each donor at the March drive received a Semyon Varlamov jersey T-shirt and bobblehead.

One blood donation can save up to three lives, so the more than 1,100 units of blood collected by the Capitals and Inova Blood Donor Services can help 3,345 local patients.

## Signature Events

**Children's National Medical Center Visit:** The Capitals have been visiting Children's National Medical Center for more than 20 years. The trip to Children's has become an annual tradition, which the players, coaches and owners look forward to each season. The players spend time playing video games, making arts and crafts, signing autographs and taking pictures with patients in the hospital's atrium. They then divide into smaller groups and visit patients in various units throughout the hospital.

## NHL Platforms

### Hockey Fights Cancer

The Washington Capitals support the NHL's Hockey Fights Cancer initiative. Hockey Fights Cancer is a component of the NHL's "Biggest Assist Happens off the Ice" campaign, the League's long-standing tradition of addressing important social issues in North America and around the world.

Hockey Fights Cancer is a joint initiative founded in December 1998 by the NHL and the Players' Association to raise money and awareness for national and local organizations involved in cancer care and research. It is supported by NHL Member Clubs, NHL Alumni, the NHL Officials' Association, Professional Hockey Trainers and Equipment Managers, corporate marketing partners, broadcast partners and fans throughout North America. To date more than \$11 million has been raised to support national and local cancer research institutions, Children's Hospitals, player charities and local cancer organizations.





# Caps in the Community

The Caps focused on blood cancers during the team's 2010 Hockey Fights Cancer Month initiatives. The Washington Capitals raised more than \$35,000 for The Leukemia & Lymphoma Society's (LLS) National Capital Area Chapter through its Hockey Fights Cancer Night during the game on Oct. 23. The club hosted an on-ice ceremony before that same game, honoring 30 Caps fans who had battled, beaten, helped treat or been personally touched by leukemia, lymphoma, Hodgkin's Disease or myeloma.

The mission of LLS, the world's largest voluntary health agency dedicated to blood cancer, is to cure leukemia, lymphoma, Hodgkin's disease and myeloma, and improve the quality of life of patients and their families. LLS funds lifesaving blood cancer research around the world and provides free information and support services. More than 2,500 patients and families are served by The Leukemia & Lymphoma Society's National Capital Area Chapter each year.

## Hockey is for Everyone

The NHL's Hockey is for Everyone initiative provides support and unique programming to nonprofit youth hockey organizations across North America that are committed to offering children of all backgrounds opportunities to play hockey. The initiative is supported by NHL member clubs, players, NHL alumni and fans. To date, Hockey is for Everyone has exposed close to 45,000 boys and girls to unique hockey experiences.

The Hockey is for Everyone initiative embraces three specific disciplines of youth hockey: diverse hockey, special hockey and disabled hockey. The adult hockey component of the initiative exclusively supports two worthy programs, the U.S. National Amputee Hockey Team and the USA Warriors Hockey Team.

To celebrate this initiative, the National Hockey League hosts the annual Hockey is for Everyone Month in February. The league-wide initiative includes numerous activities to promote the diversity of the game that involve our clubs, players, alumni, fans, and grass-roots diversity programs, all with the goal of raising awareness and celebrating the growth of the game.

The Washington Capitals hosted Hockey Fights Cancer Night during the Caps game on Feb. 8 and featured youth players from Fort Dupont's Kids on Ice program as the Caps Flag Tunnel Kids and the Reston Raiders Under-16 Girls as the Ice Crew. During the intermission there was a shootout featuring players from Special Hockey Washington with members of the Washington IceDogs, NOVA Cool Cats, Baltimore Saints and Montgomery Cheetahs participating. Members of the Fort Dupont Cannons participated in the NHL Official's Association Zebras Care program before the game and watched the game from the Green's Gang and Ovi's Crazy 8s sections. The Catholic University of America Hockey team sold programs to fundraise and the Montgomery Youth Hockey Association (MYHA) Squirts played a hockey game at Verizon Center before the Capitals took the ice later that evening.

The Caps also teamed up with Dreams for Kids (DFK) to host Extreme Recess Hockey on Feb. 11 at Kettler Capitals Iceplex as part of Hockey is for Everyone Month. Washington Capitals forwards Matt Bradley and David Steckel, defenseman Tom Poti, head coach Bruce Boudreau and assistant coach Bob Woods skated with more than 60 children with physical and developmental disabilities following a Capitals practice. Many participants took the ice for the first time as the Caps players helped them get acclimated to the ice while working with them on puck-handling, passing and shooting. The Caps provided T-shirts, Winter Classic programs and lunch for all of the participants and volunteers while Bradley, Poti and Steckel signed autographs for all of the participants. For more information on any of the above initiatives, please contact Elizabeth Wodatch, community relations director, at ewodatch@washcaps.com.

## Washington Capitals Charities

The Washington Capitals make a positive impact in the local community through the team's nonprofit arm, Washington Capitals Charities. The Washington Capitals are dedicated to the enhancement and development of the community that has supported them for so many years. Since its creation in 2000 Washington Capitals Charities has raised more than \$4.5 million through various fundraisers, auctions, raffles and fan donations. The foundation has also donated millions of dollars to numerous charities. Some of the worthy nonprofit organizations that Washington Capitals Charities has supported include: KaBOOM!, Our Military Kids, The Leukemia & Lymphoma Society, The Salvation Army, the Virginia Hospital Center Foundation and local youth hockey leagues and schools throughout the D.C. metropolitan area.

If you would like to make a tax deductible donation to Washington Capitals Charities, please click the button below to make a donation to the Washington Capitals Charities. Once you click the button you will be taken to our PayPal Donations page.

For more information on Washington Capitals Charities, please contact Elizabeth Wodatch, community relations director, at ewodatch@washcaps.com.

## Mission Statement

To create, maintain and support community programs in the Washington, D.C., metropolitan area that encourage participation in hockey, serve to educate youth, assist those who are less fortunate and focus on health and wellness.

Washington Capitals Charities is also committed to supporting the charitable endeavors, initiatives and foundations of the team's players and alumni.

## Funding

The primary goals for Washington Capitals Charities are to encourage participation in hockey, serve to educate youth, assist those who are less fortunate and focus on health and wellness. The majority of our annual budget is reserved for nonprofit organizations with which Washington Capitals Charities has longstanding ties and for nonprofits that the charity's board of directors pre-selects for funding based on how closely their missions and programs fit with the our priorities.

Should you feel your organization's mission and programs are a match with those of Washington Capitals Charities, you are welcome to submit a formal letter of inquiry. As the charity receives a large number of inquiries, we cannot guarantee a response to every letter. Should your letter be of interest to us and provided there are remaining funds in our budget, we will invite you to submit a more detailed proposal and/or meet with us to discuss your organization in more detail so that we may consider you for potential funding.

## Fundraisers

**Caps Care Casino Night and Auction:** Nearly 500 fans helped the Washington Capitals raise \$304,400 for charity at the second Caps Care Casino Night and Auction on Jan. 9, 2011, at the Hilton Alexandria Mark Center in Alexandria, Va. A majority of the money raised benefited Washington Capitals Charities, while \$25,000 was donated to The Chris Walsh Cancer Survivorship Fund at Virginia Hospital Center, the charity of choice of the Capitals players' wives. Last year the event raised \$287,721 for a total of \$592,121 raised for charity in two years.





# Caps in the Community

A special reception was held for VIP ticketholders who mingled with the entire team along with coaches and owners. Afterwards the players entered the gaming area, which featured blackjack, craps, roulette, Texas hold 'em and slot machines. There were instructional tables along with video game stations – Wii bowling and Rock Band – in the foyer for everyone to enjoy. The participants were treated to complimentary food – lamb pita, shrimp and boursin filo bundle, quail, Maryland crab cake sliders, kobe beef sliders, cubano sliders, a sushi bar, a sate bar and a liquid nitrogen ice cream bar – along with beer, wine and signature cocktails during the event.

There were three silent auctions where participants were able to bid on autographed sports memorabilia and Capitals' game-used equipment, a live auction with one-of-a-kind experiences with Capitals players, coaches and owners and two raffles – one that attendees could buy tickets for and another that guests could enter with the money they won from the casino games.

Washington Capitals Charities would like to thank all of its 2011 Caps Care Casino Night and Auction sponsors who helped make the night a success: The Leonsis Foundation, Harrah's Resort Atlantic City, Accenture, SKYDEX, American Service Center and Mercedes-Benz of Alexandria, Capital One Bank, GEICO, Sidera Networks, Jeong and Cindy Kim, Sentrillion, SMI Sign Systems, Inc. and Show Biz Productions, LLC.

The third-annual Caps Care Casino Night and Auction will take place on Friday, Feb. 10, 2011.

## Hockey Fights Cancer Jersey Auction:

Since 2008 the Washington Capitals have hosted a jersey auction as part of the NHL's Hockey Fights Cancer Month initiative. The Capitals hosted its Hockey Fights Cancer Jersey Auction during the game on Oct. 23, 2010, and raised \$35,075 for The Leukemia & Lymphoma Society's (LLS) National Capital Area Chapter. The jerseys were worn during pregame warmups and featured Hockey Fights Cancer patches on the front with the players' names and numbers stitched in grey on the back. The red and grey jerseys represented the colors in the LLS logo.



Fourteen jerseys went for \$1,000 or more, with Alex Ovechkin's jersey the top seller at \$1,800. Other top bid recipients were jerseys worn and autographed by Nicklas Backstrom, Matt Bradley, John Carlson, Jason Chimera, Mike Green, D.J. King, Mike Knuble, Brooks Laich, Mathieu Perreault, Tom Poti, Jeff Schultz, Alexander Semin and Semyon Varlamov. There was also a special "Rock the Red" guitar donated by Paul Reed Smith and autographed by the entire Caps team that was auctioned off for \$7,000.

Look for the 2011 Hockey Fights Cancer Jersey Auction this season at the Caps game against the Detroit Red Wings on Oct. 22.

**Holiday Puck Surprises (Fall/Spring):** Fall and spring are both made just a little bit sweeter thanks to the Capitals "Puck Surprises" hosted at Verizon Center. The puck surprises give fans an opportunity to purchase pucks autographed by their favorite players, wrapped with the colors and candy treats of the season. The lucky fans who select unsigned pucks get to meet a Caps player and have them signed in person. During the 2010-11 season the puck surprises raised more than \$36,000 for Capitals Charities.

The 2011 fall puck surprise will be held at the game against the Tampa Bay Lightning on Oct. 10 and the 2012 spring puck surprise will be held at the game against the Montreal Canadiens on March 31.

**Courage Caps:** For the fourth year in a row the Washington Capitals reminded everyone what true courage is and called Caps fans to action through Courage Caps. Through this initiative, the Capitals raised nearly \$50,000 for Our Military Kids.

Camouflage Courage Caps and T-Shirts were sold for \$20 at Capitals home games, online at WashingtonCaps.com and at the team stores at Kettler Capitals Iceplex and Verizon Center. There were also a limited number of autographed Courage Caps and T-Shirts available. For \$50, fans were able to purchase a "Three Stars" Courage Cap or T-Shirt signed by Nicklas Backstrom, Mike Green, Mike Knuble or Alex Ovechkin; for \$35, fans could purchase a hat or T-shirt signed by any other individual Capitals player.



Courage Caps allowed the Capitals to raise \$46,838 for Our Military Kids, a nonprofit organization that supports National Guard and Military Reserve families – one child at a time. Our Military Kids provides grants to the children of deployed National Guard and Military Reserve personnel, as well as children of all Wounded Warriors. The grants pay for participation in activities such as sports, fine arts and tutoring, which nurture and sustain the children while a parent is overseas serving our country. Our Military Kids grants are made to honor the sacrifices military families make and to ensure the children have access to activities and support that help them better cope with challenges arising during a parent's deployment or recovery.

This season Courage Caps will be available starting at the game against the New Jersey Devils, they day after Veterans Day, on Nov. 12.

**Players' Wives Gift Basket Auction:** In a rare opportunity that gives fans a glimpse into the lives of their favorite players, the Caps wives and girlfriends team up with Capitals Charities for their annual gift basket auction. The baskets, decorated and put together by the wives and girlfriends, are decked out with some of the players' favorite things – from movies to candy bars. In 2010 the auction raised nearly \$25,000 for Washington Capitals Charities.

This year's gift basket auction will take place at the game against the Nashville Predators on Dec. 20.

**Pick-A-Stick:** On one special gameday each season, the Capitals give fans the opportunity to support Capitals Charities and Pick-A-Stick. Each of the numerous hockey sticks up for grabs, with the exception of a select few, is signed by a member of the team. The lucky fans that chose the unsigned sticks get the opportunity to meet a Caps player and get their brand-new sticks signed in person. The 2011 Pick-A-Stick raised \$18,395 for Capitals Charities.

The 2012 pick-a-stick will take place at the game against the Carolina Hurricanes on Jan. 15.

**Mystery Mini-Helmets:** The Washington Capitals raised \$17,920 for Washington Capitals Charities through the team's first Mystery Mini-Helmets fundraiser, taking place during the 2011 playoffs. The fundraiser featured Capitals replica mini-helmets, autographed by various Capitals players and packaged in red bags with tissue paper so fans did not know whose autograph they received until after they had made their purchase. Five of the mini-helmets were not signed, and the fans who selected those got to meet head coach Bruce Boudreau after the game against Tampa Bay on May 1. The Capitals look forward to making Mystery Mini-Helmets an annual playoff fundraiser.

**Beard-a-thon:** Since 2009 more than 3,000 Caps fans have participated in the team's Beard-a-thon fundraiser. Beard-a-thon encourages fans to grow a



# Caps in the Community

beard themselves or make a financial donation in support of a Capitals player or a fan who elected to grow a playoff beard. Fans were also able to build virtual beards for themselves on the Beard-a-thon website. In 2011 the Capitals helped raise more than \$34,000 for Fort Dupont Ice Arena, as all proceeds benefitted the local rink. Since the start of the program, Beard-a-thon has raised nearly \$120,000 for Washington Capitals Charities and Fort Dupont Ice Arena.

Fort Dupont is the only public indoor ice arena located in Washington, D.C., and the only skating facility in the area that provides free or subsidized skating programs to children. Its Kids On Ice program provides free figure skating, hockey and speed skating lessons to economically disadvantaged children who might not otherwise have the opportunity to learn these sports. Friends of Fort Dupont Ice Arena partners with public and private schools, summer camps, churches and local community organizations to promote and deliver its programs to more than 7,000 children per year.

## Programs

**Serve DC Partnership:** For the second-straight year, Washington Capitals Charities partnered with Serve DC – The Mayor's Office of Volunteerism, to "adopt" a local school. During the 2010-11 season, Capitals Charities adopted Powell Elementary School, a Title I D.C. Public School located in Ward 4 that serves children in preschool through fourth grade.

To kick off the partnership, Washington Capitals Charities participated in the annual D.C. Public Schools Beatification Day in August. The Capitals hosted a service project headlined by defenseman Mike Green that featured team mascot Slapshot and more than 125 Caps fans at Powell Elementary School in Northwest Washington. The Caps and volunteers helped spruce up the school for the upcoming school year by painting, landscaping, cleaning, creating and hanging signs, assisting teachers with organizing classrooms and assembling goody bags for students.

Throughout the course of the season, Washington Capitals Charities and the Capitals grew their relationship with Powell. More than \$10,000 was donated to Powell as a portion of the team's Fall Puck Surprise and Pick-A-Stick fundraisers was earmarked for the elementary school. Powell used the money for computers and books for its students.

The Capitals also visited the school several times during the school year. In February, Caps defenseman John Erskine, left wing Boyd Gordon and assistant coach Bob Woods brought Hockey School to Powell Elementary. The Capitals led a floor hockey clinic for nearly 100 second through fourth-grade students, focusing on puck-handling, passing and shooting. The Caps players also answered questions and had the students participate in a shootout. The street hockey equipment used during the event was donated by the Capitals to the school.

Later in February, Green was back at Powell for his second visit, this time with Caps alumnus Alan May and the United States Department of Agriculture (USDA) for a garden design session. The Capitals and the USDA teamed up to bring a garden to Powell Elementary School through the USDA's People's Garden initiative. Green, May and USDA landscape architects assisted the students in designing the garden and deciding what plants should be included in it. Parents, along with students and teachers from the first, second, third and fourth grades took part in the assembly with Green and May while the USDA provided volunteers to visit the younger students and get their input for the garden. The students worked in groups drawing their ideal gardens. Green, May and the USDA landscape architects went from table-to-table adding their touches to the garden designs. After they had finished their creations, the students shared their designs with their classmates. The USDA then collected

the students', teachers' and parents' drawings to come up with a design for the garden.

A month later, Green, May and representatives from the United States Department of Agriculture returned to Powell to present the garden design to the students. During the school-wide assembly, the students, teachers and parents learned how the USDA was able to incorporate their many ideas into one garden plan.

Also in March, the Capitals were asked to help organize a street hockey clinic at The White House as part of the First Lady's Let's Move! initiative. Third and fourth-grade students from Powell Elementary School were invited to join Green, along with First Lady Michelle Obama, NHL commissioner Gary Bettman, USA Hockey executive director Dave Ogrea and the Chicago Blackhawks on The White House grounds. The clinic helped launch the collaboration between Mrs. Obama's Let's Move! initiative, the NHL and USA Hockey to encourage American children to lead active and healthy lives. The NHL built a rink on the driveway of the South Lawn that was divided into four interactive sections: a warm up area where students did exercises, a stickhandle challenge area, a hardest shot station and an area for scrimmaging. The students were divided into groups and participated in each area.

During the month of May, Powell's principal, Janece Docal, arranged for all of the school's students to skate at Kettler Capitals Iceplex. Docal made use of all the free skating vouchers provided to Powell in the Hockey 101 booklets the students received from the Capitals Hockey School, presented by Capital One Bank, program. Each Wednesday afternoon during the month of May, several Powell classes attended the open skate at Kettler Capitals Iceplex. This allowed all of the students – many who had never been on ice skates before – the chance to skate free of charge.

To conclude the partnership, the Capitals and USDA broke ground on a habitat garden at Powell Elementary School in June. More than 50 Caps fans and USDA volunteers joined Caps defenseman Jeff Schultz and his girlfriend Mackenzie Keeley at Powell on June 9 to lay the groundwork for a habitat garden on the school's grounds. The volunteers worked on projects including building a bat house and a shed to store the gardening tools, painting animal cutouts that would be placed throughout the garden, tilling the soil, creating a woodchip path, planting, mulching, watering and installing birdfeeders. Throughout the course of the day, all of the preschool through fourth-grade classes came outside to learn about the garden, help the volunteers and do an arts and crafts project.

A week later more than 30 Caps fans, staff and USDA volunteers completed the habitat garden at Powell Elementary. The habitat garden was built to attract local species of birds, butterflies and beneficial insects that the students can learn about throughout the course of the school year. To complete the project, volunteers tilled the soil with equipment donated by The Home Depot, planted and labeled various flowers and plants, hung a chalkboard for the outdoor classroom and finished building a shed for the school to store gardening tools. Animal cutouts were placed on stakes and planted into the ground to mark the different parts of the habitat such as the native bee garden, monarch watch garden and hummingbird garden.





## Caps in the Community

Students also came outside during their recess to help plant and water their new garden. Once the project was finished, both the Caps and the USDA donated the gardening tools used during the build to Powell Elementary School so that the students and teachers could work year-round to maintain the garden.

**Salvation Army Angel Trees:** Inspired by Capitals defenseman Mike Green, who has adopted families during the holidays for the past four seasons, Washington Capitals Charities teamed up with The Salvation Army's Angel Tree Program for the second-consecutive year. Through Angel Tree, the Capitals adopted 25 D.C.-area families for the holidays, providing clothing, books and toys for 60 children. Washington Capitals Charities received wish lists and clothing sizes for the kids and several of the Caps players' wives and girlfriends spent the day shopping for these families. They filled 60 shopping carts at Target with clothes and accessories, bikes, books, toys, electronics and games, and also purchased Target and Safeway gift cards for the parents and guardians. The wives and girlfriends then separated and labeled all of the gifts and everything was delivered to the families by The Salvation Army on Christmas Day.

The adopted Angel Tree families were invited to a skating and pizza party hosted by Washington Capitals Charities at Kettler Capitals Iceplex. This gave the players and their wives and girlfriends who shopped for the families the chance to meet them in person. The players skated with the families, giving pointers, as many of the children had never been on skates before.

The success of The Salvation Army's Angel Tree Program depends on volunteers who agree to adopt and purchase gifts for an angel. For many of the families who turn to The Salvation Army for help, the toys and clothes they

receive through the Angel Tree Program are the only gifts their children will have to open on Christmas morning. More than 25,000 individuals received emergency holiday assistance through the Angel Tree Program throughout the National Capital Area.


**Servathon:** For the past two seasons Washington Capitals Charities has hosted a Greater DC Cares Servathon Project at Fort Dupont Ice Arena in Washington, D.C. Servathon is one of the largest days of service in the D.C. area and is Greater DC Cares' largest fundraiser. In 2011 more than 8,000 community and corporate volunteers participated in nearly 100 service projects throughout the District of Columbia, Maryland and Virginia.

At Fort Dupont, 100 Caps fans donated their time to work alongside Capitals' wives and girlfriends. Volunteers worked on indoor projects that included waxing the boards, cleaning the glass, painting the lobby and hallway behind the bleachers, cleaning hockey equipment, putting together goals and organizing hockey equipment, and outdoor projects that included washing windows, weeding and mulching tree boxes and flower beds, raking leaves and sweeping the sidewalks and parking lot.

With 22 years of experience, Greater DC Cares is the leading and largest nonprofit coordinator of volunteerism and service in the region. Greater DC Cares comprehensively mobilizes volunteers and strengthens nonprofits to better impact communities and the key issues in the Greater DC Region. Greater DC Cares works with a network of more than 800 nonprofits, 32,000 volunteers and a host of corporate and foundation partners working together to positively impact the region.








LISTEN TO ALL THE  
**WASHINGTON  
CAPITALS ACTION**  
THIS SEASON ON CAPS RADIO  
AT 1500 AM







BUILDING AMERICA'S  
HOCKEY  
CAPITAL™



PLAYERS





# 2011 Training Camp Numerical Roster

3 Tom Poti ..... D	31 Philipp Grubauer ..... G	53 Jacob Micflikier ..... LW	73 Luke Lockhart ..... RW
4 John Erskine ..... D	33 Mattias Sjogren ..... C/RW	54 Joel Rechlicz ..... RW	74 John Carlson ..... D
6 Dennis Wideman ..... D	34 Boyd Kane ..... RW	55 Jeff Schultz ..... D	76 Garrett Mitchell ..... RW
8 Alex Ovechkin ..... LW	35 Dany Sabourin ..... G	56 Chris Bourque ..... RW/LW	78 Brandon Anderson ..... G
15 Jeff Halpern ..... C	36 Francois Bouchard ..... RW	57 Paul Baier ..... D	81 Dmitry Orlov ..... D
16 Ryan Potulny ..... C/W	38 Christian Hanson ..... C/RW	58 Maxime Lacroix ..... LW	83 Jay Beagle ..... C
17 D.J. King ..... LW	39 Danny Richmond ..... D	59 Julien Brouillette ..... D	85 Mathieu Perreault ..... C
19 Nicklas Backstrom ..... C	41 Patrick Wellar ..... D	61 Mitch Elliot ..... LW	87 Samuel Henley ..... LW
20 Troy Brouwer ..... RW	42 Joel Ward ..... RW	62 Sean Collins ..... D	88 Reid Edmondson ..... RW/LW
21 Brooks Laich ..... C	43 Kyle Greentree ..... LW	63 Garrett Ross ..... LW	89 David de Kastrozza ..... RW/LW
22 Mike Knuble ..... RW	44 Roman Hamrik ..... D	64 Andrew Carroll ..... LW	90 Marcus Johansson ..... C
23 Keith Aucoin ..... C	45 Zack Miskovic ..... D	65 Sam Carrier ..... D	94 Jimmy Oligny ..... D
25 Jason Chimera ..... LW	46 Patrick McNeill ..... D	66 Dustin Stevenson ..... D	95 Thomas Frazee ..... C
26 Matt Hendricks ..... C/LW	47 Scott Wietecha ..... D	67 Matthew Ford ..... RW	96 Taylor Stefishen ..... LW
27 Karl Alzner ..... D	49 Stanislav Galiev ..... C/LW	68 Brett Flemming ..... D	97 Tyler Ludwig ..... D
28 Alexander Semin ..... RW	50 Cody Eakin ..... C/LW	70 Braden Holtby ..... G	98 Nick Tabisz ..... D
29 Tomas Vokoun ..... G	51 Graham Mink ..... RW	71 Danick Paquette ..... RW	
30 Michal Neuvirth ..... G	52 Mike Green ..... D	72 Phil Oreskovic ..... D	

## 2011 Training Camp Roster

### FORWARDS

#	Player	Ht.	Wt.	Shoots	Born	Birthplace	2010-11 Club	League(s)
23	AUCOIN, Keith	5'8"	165	Right	11/6/78	Waltham, Massachusetts	CAPITALS/Hershey	NHL/AHL
19	BACKSTROM, Nicklas	6'1"	210	Left	11/23/87	Gavle, Sweden	CAPITALS	NHL
83	BEAGLE, Jay	6'3"	208	Right	10/16/85	Calgary, Alberta	CAPITALS/Hershey	NHL/AHL
36	BOUCHARD, Francois	6'1"	190	Left	4/26/88	Sherbrooke, Quebec	Hershey	AHL
56	BOURQUE, Chris	5'8"	170	Left	1/29/86	Boston, Massachusetts	Atlant Moscow/Lugano	KHL/NLA
20	BROUWER, Troy	6'2"	214	Right	8/17/85	Vancouver, British Columbia	Chicago	NHL
64	CARROLL, Andrew	5'11"	194	Left	5/7/85	Shoreview, Minnesota	Greenville/Abbotsford/Peoria/Hershey	ECHL/AHL
25	CHIMERA, Jason	6'2"	216	Left	5/2/79	Edmonton, Alberta	CAPITALS	NHL
89	de KASTROZZA, David	6'3"	201	Right	10/20/86	Toms River, New Jersey	South Carolina/Hershey	ECHL/AHL
50	EAKIN, Cody	5'11"	179	Left	5/25/91	Winnipeg, Manitoba	Swift Current/Kootenay	WHL
88	EDMONDSON, Reid	6'2"	194	Left	4/30/88	Richmond, British Columbia	Laredo	CHL
61	ELLIOT, Mitch	6'5"	217	Left	7/15/93	Prince George, British Columbia	Seattle	WHL
95	FRAZEE, Thomas	6'4"	205	Right	3/31/90	N. Vancouver, British Columbia	Regina/Kamloops	WHL
67	FORD, Matthew	6'1"	207	Right	10/9/84	West Hills, California	Lake Erie	AHL
49	GALIEV, Stanislav	6'1"	188	Right	1/17/92	Moscow, Russia	Saint John	QMJHL
43	GREENTREE, Kyle	6'3"	212	Left	11/15/83	Victoria, British Columbia	Hershey	AHL
15	HALPERN, Jeff	6'0"	203	Right	5/3/76	Washington, D.C.	Montreal	NHL
38	HANSON, Christian	6'4"	227	Right	3/10/86	Venetia, Pennsylvania	Toronto	NHL/AHL
26	HENDRICKS, Matt	6'0"	207	Left	6/17/81	Blaine, Minnesota	CAPITALS	NHL
87	HENLEY, Samuel	6'3"	175	Left	7/25/93	Val d'Or, Quebec	Lewiston	QMJHL
90	JOHANSSON, Marcus	6'0"	197	Left	10/6/90	Landskrona, Sweden	CAPITALS/Hershey	NHL/AHL
34	KANE, Boyd	6'2"	225	Left	4/18/78	Swift Current, Saskatchewan	Hershey	AHL
17	KING, D.J.	6'3"	230	Left	6/27/84	Meadow Lake, Saskatchewan	CAPITALS	NHL
22	KNUBLE, Mike	6'3"	230	Right	7/7/72	Toronto, Ontario	CAPITALS	NHL
58	LACROIX, Maxime	6'0"	181	Left	6/5/87	Quebec City, Quebec	Hershey/South Carolina	AHL/ECHL
21	LAICH, Brooks	6'2"	200	Left	6/23/83	Wawota, Saskatchewan	CAPITALS	NHL
73	LOCKHART, Luke	5'10"	182	Right	11/1/92	Burnaby, British Columbia	Seattle	WHL
53	MICFLIKIER, Jacob	5'9"	181	Left	7/11/84	Winnipeg, Manitoba	Charlotte/Florida	AHL/ECHL
51	MINK, Graham	6'3"	220	Right	5/21/79	Stowe, Vermont	Peoria	AHL
76	MITCHELL, Garrett	5'11"	195	Right	9/2/91	Regina, Saskatchewan	Regina/Hershey	WHL/AHL
8	OVECHKIN, Alex	6'2"	225	Right	9/17/85	Moscow, Russia	CAPITALS	NHL
71	PAQUETTE, Danick	5'11"	201	Right	7/17/90	Montreal, Quebec	Gwinnett	ECHL
85	PERREAULT, Mathieu	5'10"	175	Left	1/5/88	Drummondville, Quebec	CAPITALS/Hershey	NHL/AHL



# 2011 Training Camp Roster

16	POTULNY, Ryan	6'0"	190	Left	9/5/84	Grand Forks, North Dakota	Chicago/Ottawa/Rockford/Binghamton NHL/AHL
54	RECHLICZ, Joel	6'4"	220	Right	6/14/87	Brookfield, Wisconsin	Hershey AHL
63	ROSS, Garrett	6'0"	170	Left	5/26/92	Dearborn Heights, Michigan	Saginaw OHL
28	SEMIN, Alexander	6'2"	205	Right	3/3/84	Krasnojarsk, Russia	CAPITALS NHL
33	SJOGREN, Mattias	6'1"	209	Left	11/27/87	Landskrona, Sweden	Farjestad SEL
96	STEFISHEN, Taylor	6'0"	185	Right	8/15/90	N. Vancouver, British Columbia	Prince George WHL
42	WARD, Joel	6'2"	205	Right	12/2/80	North York, Ontario	Nashville NHL

## DEFENSEMEN

27	ALZNER, Karl	6'2"	205	Left	9/24/88	Burnaby, British Columbia	CAPITALS/Hershey NHL/AHL
57	BAIER, Paul	6'4"	225	Right	2/2/85	North Kingstown, Rhode Island	Rochester AHL
59	BROUILLETTE, Julien	5'11"	185	Right	12/5/86	St. Esprit, Quebec	Charlotte/Lake Erie/Greenville AHL/ECHL
74	CARLSON, John	6'3"	218	Right	1/10/90	Natick, Massachusetts	CAPITALS NHL
65	CARRIER, Samuel	6'1"	186	Right	4/28/92	Varenes, Quebec	Lewiston QMJHL
62	COLLINS, Sean	6'1"	208	Right	10/30/83	Troy, Michigan	CAPITALS/Hershey NHL/AHL
4	ERSKINE, John	6'4"	218	Left	6/26/80	Kingston, Ontario	CAPITALS NHL
68	FLEMMING, Brett	5'11"	184	Right	2/26/91	Regina, Saskatchewan	Mississauga OHL
52	GREEN, Mike	6'1"	208	Right	10/12/85	Calgary, Alberta	CAPITALS NHL
44	HAMRLIK, Roman	6'1"	207	Left	4/12/74	Zlin, Czech Republic	Canadiens NHL
97	LUDWIG, Tyler	6'1"	205	Left	5/24/85	Colleyville, Texas	Idaho ECHL
46	McNEILL, Patrick	6'0"	197	Left	3/17/87	Strathroy, Ontario	Hershey AHL
45	MISKOVIC, Zach	6'1"	185	Right	5/8/85	River Forest, Illinois	Hershey AHL
94	OLIGNY, Jimmy	5'10"	190	Left	4/30/93	St. Michel, Quebec	P.E.I. QMJHL
72	ORESKOVIC, Phil	6'3"	216	Right	1/26/87	North York, Ontario	Hershey AHL
81	ORLOV, Dmitry	6'0"	197	Left	7/23/91	Novokuznetsk, Russia	Novokuznetsk/Hershey KHL/AHL
3	POTI, Tom	6'3"	197	Left	3/22/77	Worcester, Mass.	CAPITALS NHL
39	RICHMOND, Danny	6'1"	203	Left	9/1/84	Chicago, Illinois	Toronto AHL
55	SCHULTZ, Jeff	6'6"	227	Left	2/25/86	Calgary, Alberta	CAPITALS NHL
66	STEVENSON, Dustin	6'5"	220	Left	8/12/89	Gull Lake, Saskatchewan	South Carolina ECHL
98	TABISZ, Nick	5'11"	178	Right	6/1/87	Kettering, Ohio	St. Norbert/South Carolina NCAA Div. III/ECHL
41	WELLAR, Patrick	6'3"	210	Left	12/4/83	Carrot River, Saskatchewan	Hershey AHL
6	WIDEMAN, Dennis	6'0"	198	Right	3/20/83	Kitchener, Ontario	CAPITALS/Florida NHL
47	WIETecha, Scott	6'1"	201	Right	10/19/87	Wolverine Lake, Michigan	Ferris State/Elmira CCHA/ECHL

## GOALTENDERS

78	ANDERSON, Brandon	6'0"	163	Left	7/13/92	Langley, British Columbia	Lethbridge WHL
31	GRUBAUER, Philipp	6'0"	180	Left	11/25/91	Rosenheim, Germany	Kingston OHL
70	HOLTBY, Braden	6'1"	206	Left	9/16/89	Lloydminster, Saskatchewan	CAPITALS/Hershey NHL/AHL
30	NEUVIRTH, Michal	6'1"	199	Left	3/23/88	Usi Labem, Czech Republic	CAPITALS NHL
35	SABOURIN, Dany	6'4"	200	Left	9/20/80	Val d'Or, Quebec	Hershey AHL
29	VOKOUN, Tomas	6'0"	216	Right	7/2/76	Karlovy Vary, Czech Republic	Florida NHL

Rosters as of Sept. 12





# KARL ALZNER

# 27

Defense • Height: 6'3" • Weight: 213 • Shoots: Left

Born: September 24, 1988 (Burnaby, British Columbia)

Drafted: Capitals' first-round choice, fifth overall, in the 2007 Entry Draft

## vs. the NHL

	GP	G	A	P	PIM
ANA	2	0	3	3	0
BOS	7	1	0	1	0
BUF	7	1	1	2	0
CGY	1	0	0	0	0
CAR	9	0	0	0	4
CHI	1	0	0	0	0
COL	2	0	1	1	0
CBJ	3	0	0	0	0
DAL	1	0	0	0	2
DET	2	0	1	1	0
EDM	3	0	1	1	2
FLA	10	0	1	1	4
LA	2	0	0	0	0
MIN	1	0	0	0	2
MTL	9	0	3	3	2
NSH	1	0	0	0	0
NJ	5	0	1	1	2
NYI	8	0	2	2	2
NYR	7	0	2	2	2
OTT	7	0	1	1	0
PHI	7	0	1	1	4
PHX	2	0	0	0	0
PIT	6	0	0	0	0
SJ	3	0	0	0	0
STL	4	0	0	0	4
TB	7	0	0	0	4
TOR	6	1	1	2	0
VAN	2	0	0	0	0
WPG	8	0	0	0	0

## Playoffs vs. the NHL

	GP	G	A	P	PIM
MTL	1	0	0	0	0
NYR	5	0	1	1	0
TB	4	0	0	0	0

## CAREER STATISTICS

### Regular Season

Year	Team	League	GP	G	A	Pts	PIM	+/-	PP	SH	GW	S	GP	G	A	Pts	PIM
2003-04	Richmond	PIJHL	41	3	9	12	8	-	-	-	-	-	13	0	2	2	0
	Calgary	WHL	1	0	0	0	0	-	-	-	-	-	-	-	-	-	-
2004-05	Calgary	WHL	66	0	10	10	19	-	-	-	-	-	12	0	3	3	9
2005-06	Calgary	WHL	70	4	20	24	28	-	-	-	-	-	13	1	3	4	4
2006-07	Calgary	WHL	63	8	39	47	32	-	-	-	-	-	18	1	12	13	4
	Canada	WJC	6	0	1	1	2	-	-	-	-	-	-	-	-	-	-
2007-08	Calgary	WHL	60	7	29	36	15	-	-	-	-	-	16	6	2	8	4
	Canada	WJC	7	1	1	2	0	-	-	-	-	-	-	-	-	-	-
2008-09	<b>CAPITALS</b>	<b>NHL</b>	<b>30</b>	<b>1</b>	<b>4</b>	<b>5</b>	<b>2</b>	<b>-1</b>	<b>0</b>	<b>0</b>	<b>0</b>	<b>31</b>	-	-	-	-	-
	Hershey	AHL	48	4	16	20	10	-	-	-	-	-	10	0	2	2	2
2009-10	<b>CAPITALS</b>	<b>NHL</b>	<b>21</b>	<b>0</b>	<b>5</b>	<b>5</b>	<b>8</b>	<b>-2</b>	<b>0</b>	<b>0</b>	<b>0</b>	<b>16</b>	<b>1</b>	<b>0</b>	<b>0</b>	<b>0</b>	<b>0</b>
	Hershey	AHL	56	3	18	21	10	-	-	-	-	-	20	3	7	10	4
2010-11	<b>CAPITALS</b>	<b>NHL</b>	<b>82</b>	<b>2</b>	<b>10</b>	<b>12</b>	<b>24</b>	<b>14</b>	<b>0</b>	<b>0</b>	<b>0</b>	<b>64</b>	<b>9</b>	<b>0</b>	<b>1</b>	<b>1</b>	<b>0</b>
<b>NHL/CAPITALS TOTALS</b>			<b>133</b>	<b>3</b>	<b>19</b>	<b>22</b>	<b>34</b>	<b>11</b>	<b>0</b>	<b>0</b>	<b>0</b>	<b>111</b>	<b>10</b>	<b>0</b>	<b>1</b>	<b>1</b>	<b>0</b>

### Playoffs

**WHL East Second All-Star Team (2007) • WHL East First All-Star Team (2008) • WHL Defenseman of the Year (2008)**  
**• WHL Player of the Year (2008) • Canadian Major Junior First All-Star Team (2008) • Canadian Major Junior Defenseman of the Year (2008)**

## CAREER HIGHLIGHTS

**First NHL Game:** 11/26/08 (WSH 5 vs ATL 3)

**First NHL Goal:** 12/6/08 (WSH 2 at TOR 1, Toskala)

**First NHL Assist:** 12/4/08 (WSH 5 vs NYI 2)

**Most Goals in a Game:** 1 (3 times, last: 12/18/10, WSH 2 vs BOS 3)

**Most Assists in a Game:** 3 (2/16/11, WSH 7 vs ANA 6)

**Most Points in a Game:** 3 (2/16/11, WSH 7 vs ANA 6, 3A)

**Most Shots in a Game:** 3 (4 times, last: 12/3/09, WSH 6 vs FLA 2)

**Most PIM in a Game:** 4 (2/13/10, WSH 3 at STL 4 SO)

**Most Ice Time in a Game:** 24:45 (12/20/08, WSH 1 at PHI 7)

**Longest Assist Streak:** 2 (12/4/08-12/6/08, 2A)

**Longest Point Streak:** 2 (12/4/08-12/6/08, 1G-2A)

**Penalty Shots:** None

**Shootouts:** None

## PLAYOFF HIGHLIGHTS

**Most Assists in a Game:** 1 (last: 4/20/11, WSH 4 vs NYR 3 2ND OT)

**Most Points in a Game:** 1 (last: 4/20/11, WSH 4 vs NYR 3 2ND OT, 1A)

## DID YOU KNOW?

Karl Alzner was one of just three Capitals players to play in all 82 regular-season games? He and defensive partner John Carlson were the only two defensemen to appear in every game in 2010-11.



# KARL ALZNER

## 2010-11

Tied for fifth on the team in plus/minus at +14 ... Set a career high for games played (82), goals (2), assists (10), points (12), plus/minus (+14) and penalty minutes (24) ... Seventh on the team in time on ice per game (20:00) ... Third on the team in blocked shots (132) ... Skated a career high 26:49 vs. CAR on 3/29 ... Had a career-high three assists at ANA (2/16) ... Was +17 in 29 games from 12/15- 2/21 (1g-5a) ... Had an assist and skated 30:13 in Game 4 of ECQF vs. NYR ... Finished with a game-high eight blocked shots in Game 1 of ECQF vs. NYR ... Tied for second on the team with 20 blocked shots in the playoffs ... Ranked fourth on the team during the playoffs with 23:18 of ice time per game.

## Career

**2009-10:** Appeared in 21 games in six recalls to Washington, posting five assists ... Skated an average of 16:24 per game ... Played a season-high 21:35 and was +2 12/15 at COL ... Three of his five assists came in December ... Washington was 5-0-0 when he had a point ... Made his NHL playoff debut in Game 7 vs. MTL (4/28) ... Played 56 games for Hershey (AHL) ... Ranked third on the team and tied for sixth in the AHL at +34 (tied with Chris Chelios) ... Posted 21 points (3g-18a) ... Two of his three goals came on the power play ... Offense picked up significantly in the second half: he had 1g-3a through December and 2g-15a after 1/1 ... Was +4 as Hershey beat Binghamton 8-1 (10/10) ... Had an assist and was +3 10/30 at Hartford and on 11/13 vs. Norfolk ... Had 2a on 2/21 vs. Albany ... Had separate point streaks of three games and five games in March, when he totaled nine points (1g-8a) ... His two PPGs came in the last eight games of the regular season ... Led Hershey defensemen and ranked tied for fourth among AHL defensemen with 10 points (3g-7a) in 20 playoff games ... Tied for ninth in the league with a +7 playoff rating ... Recorded three assists 4/25 vs. Albany ... Scored the second goal of the game in Hershey's 4-0 Calder Cup-clinching Game 6 win vs. Texas (6/14). **2008-09:** Appeared in 30 games in three recalls to Washington, posting five points (1g-4a) and two PIM ... The only NHL defenseman with more than 25 games played and fewer than eight PIM ... Played 20 or more minutes in 15 of his 30 games ... Ranked third among NHL rookies in ice time (19:25 per game) ... Assisted on two GWGs ... Named one of the three stars in three games ... Made NHL debut vs. ATL (11/26) ... Recorded his first NHL point with an assist 12/4 vs. NYI ... Scored his first career goal and added an assist for his first multiple-point game 12/6 at TOR, giving him three points in two games ... Logged a career high 24:45 of ice time on 12/20 at PHI ... Played in 48 games for Hershey, netting 20 points (4g-16a) and 10 PIM ... Shared the lead among AHL rookies with a +23 rating ... Had four multiple-point games ... Played 10 games in Hershey's run to the Calder Cup, recording two assists.

## Junior Career

**2007-08:** Named to the Canadian Major Junior First All-Star Team and the Canadian Major Junior Defenseman of the Year ... Also chosen as the WHL Player of the Year, the WHL Defenseman of the Year and named to the WHL East First All-Star Team ... Captain

of the CGY Hitmen (WHL) ... Played 60 games for CGY and had 36 points (7g-29a) and only 15 PIM ... Finished with a +26 rating ... Had two assists in the first game of the season against Red Deer (9/21) ... Registered eight multiple-point games during the season, including a three-point game (1g-2a) vs. Brandon (1/27) ... Scored the GWG in overtime at Kootenay (1/22) ... Had eight points (6g-2a) in 16 playoff games ... Tied for the team lead in defensemen playoff goals and ranked second in points by a defenseman ... Represented Canada in the 2007 Canada-Russia Super Series and the 2008 World Junior Championship. **2006-07:** Won a gold medal with Team Canada at the 2007 World Junior Championship ... Earned WHL Eastern Conference Second-Team All-Star honors ... Played in the 2007 Top Prospects Game ... Represented the WHL in the 2006 Canada-Russia Challenge ... Posted 47 points (8g-39a) and a +16 rating in 63 games for CGY ... Led all Hitmen defensemen in assists and points; tied for the lead among team defensemen in goals ... Won CGY's Coaches' Award and was named the team's top defenseman ... Had 13 points in 18 playoff games as the Hitmen reached the Eastern Conference finals. **2005-06:** Skated in 70 games for CGY and tallied 24 points (4g-20) ... Had one goal and three assists in 13 playoff games. **2004-05:** Played in 66 games in his first year in CGY and dished out 10 assists ... Had three assists in 12 playoff games. **2003-04:** Saw action in 41 games for Richmond of the PIJHL, recording three goals and nine assists ... Made his WHL debut.

## International Career

Won back-to-back World Junior Championship gold medals with Canada (2007, 2008). **2008:** Captain of Team Canada at the World Junior Championship ... Posted two points (1g-1a) and was +2 in seven games ... Chosen by the coaching staff as one of Canada's top three players in the tournament ... Also represented Canada in the Canada-Russia Super Series. **2007:** Played six games for Canada at the World Junior Championship, recording one assist. **2005:** Played for Team Canada in the Under-18 Junior World Cup in the Czech Republic/Slovakia... Played for Team Pacific at the 2004-05 World Under-17 Hockey Challenge in Lethbridge, Alberta.

## NHL Transactions

Selected by Washington in the first round, fifth overall, in the 2007 Entry Draft.

## Personal

Enjoys golf, swimming, movies and camping ... Supports Canuck Place Children's Hospice in VAN ... His favorite hockey memories are winning two World Junior Championships and his first NHL game ... Favorite athlete is Steve Nash ... Won CGY's Scholastic Player of the Year in each of his first two seasons with the team ... Was the subject of an hour-long radio documentary called Hockey Diaries in 2008-09..



# NICKLAS BACKSTROM

# 19

Center • Height: 6'1" • Weight: 213 • Shoots: Left

Born: November 23, 1987 (Gavle, Sweden)

Drafted: Capitals' first-round choice, fourth overall, in the 2006 Entry Draft

## vs. the NHL

	GP	G	A	P	PIM
ANA	4	1	4	5	0
BOS	16	4	13	17	10
BUF	16	7	8	15	6
CGY	4	1	5	6	2
CAR	25	9	18	27	10
CHI	3	2	1	3	0
COL	4	2	2	4	2
CBJ	6	1	2	3	0
DAL	3	0	3	3	0
DET	4	1	2	3	0
EDM	3	2	0	2	2
FLA	26	6	22	28	14
LA	4	1	2	3	2
MIN	4	1	0	1	2
MTL	15	5	9	14	2
NSH	5	2	3	5	6
NJ	16	3	11	14	2
NYI	16	4	9	13	12
NYR	16	3	10	13	8
OTT	16	5	11	16	8
PHI	16	7	20	27	10
PHX	3	0	1	1	6
PIT	16	1	21	22	20
SJ	5	1	3	4	4
STL	5	3	3	6	2
TB	26	5	23	28	14
TOR	16	2	13	15	12
VAN	4	0	1	1	0
WPG	26	8	16	24	2

## Playoffs vs. the NHL

	GP	G	A	P	PIM
MTL	7	5	4	9	4
NYR	12	0	8	8	6
PHI	7	4	2	6	2
PIT	7	3	5	8	4
TB	4	0	1	1	2

## CAREER STATISTICS

### Regular Season

Year	Team	League	GP	G	A	Pts	PIM	+/-	PP	SH	GW	S	GP	G	A	Pts	PIM
2004-05	Brynäs	J20Selit	29	17	17	34	24	-	-	-	-	-	10	1	1	2	0
	Brynäs	SEL	19	0	0	0	2	-	-	-	-	-	-	-	-	-	-
2005-06	Brynäs	SEL	46	10	16	26	30	-	-	-	-	-	4	1	0	1	2
	Brynäs	J20Selit	-	-	-	-	-	-	-	-	-	-	1	0	0	0	2
	Sweden	WJC	6	4	3	7	2	-	-	-	-	-	-	-	-	-	-
	Sweden	WC	4	0	0	0	0	-	-	-	-	-	-	-	-	-	-
2006-07	Brynäs	SEL	45	12	28	40	46	-	-	-	-	-	7	3	3	6	6
	Sweden	WJC	7	0	7	7	6	-	-	-	-	-	-	-	-	-	-
	Sweden	WC	9	1	5	6	4	-	-	-	-	-	-	-	-	-	-
2007-08	<b>CAPITALS</b>	<b>NHL</b>	<b>82</b>	<b>14</b>	<b>55</b>	<b>69</b>	<b>24</b>	<b>13</b>	<b>3</b>	<b>0</b>	<b>4</b>	<b>153</b>	<b>7</b>	<b>4</b>	<b>2</b>	<b>6</b>	<b>2</b>
	Sweden	WC	9	3	4	7	4	-	-	-	-	-	-	-	-	-	-
2008-09	<b>CAPITALS</b>	<b>NHL</b>	<b>82</b>	<b>22</b>	<b>66</b>	<b>88</b>	<b>46</b>	<b>16</b>	<b>14</b>	<b>0</b>	<b>1</b>	<b>174</b>	<b>14</b>	<b>3</b>	<b>12</b>	<b>15</b>	<b>8</b>
2009-10	<b>CAPITALS</b>	<b>NHL</b>	<b>82</b>	<b>33</b>	<b>68</b>	<b>101</b>	<b>50</b>	<b>37</b>	<b>11</b>	<b>0</b>	<b>4</b>	<b>222</b>	<b>7</b>	<b>5</b>	<b>4</b>	<b>9</b>	<b>4</b>
	Sweden	Olympics	4	1	5	6	0	-	-	-	-	-	-	-	-	-	-
2010-11	<b>CAPITALS</b>	<b>NHL</b>	<b>77</b>	<b>18</b>	<b>47</b>	<b>65</b>	<b>40</b>	<b>24</b>	<b>4</b>	<b>1</b>	<b>2</b>	<b>202</b>	<b>9</b>	<b>0</b>	<b>2</b>	<b>2</b>	<b>4</b>
<b>NHL/CAPITALS TOTALS</b>			<b>323</b>	<b>87</b>	<b>236</b>	<b>323</b>	<b>160</b>	<b>90</b>	<b>32</b>	<b>1</b>	<b>11</b>	<b>751</b>	<b>37</b>	<b>12</b>	<b>20</b>	<b>32</b>	<b>18</b>

### NHL All-Rookie Team (2008)

## CAREER HIGHLIGHTS

**First NHL Game:** 10/5/07 (WSH 3 at ATL 1)

**First NHL Assist:** 10/5/07 (WSH 3 at ATL 1)

**First NHL Goal:** 11/8/07 (WSH 4 at OTT 1, Emery)

**Most Goals in a Game:** 2 (13 times, last: 2/4/11, WSH 5 at TB 2)

**Most Assists in a Game:** 4 (6 times, last: 11/11/10, WSH 6 vs TB 3)

**Most Points in a Game:** 5 (3 times, last: 2/4/10, WSH 6 at NYR 5, 1G-4A)

**Most Shots in a Game:** 7 (2 times, last: 3/26/11, WSH 2 at MTL 0)

**Most PIM in a Game:** 10 (2/7/10, WSH 5 vs PIT 4 OT)

**Most Ice Time in a Game:** 26:25 (3/30/10, WSH 4 at OTT 5 OT)

**Multiple-Point Games:** 82 (last: 4/6/11, WSH 5 vs FLA 2, 2A)

**Longest Goal Streak:** 3 (3 times, last: 12/19/09–12/26/09, 4G)

**Longest Assist Streak:** 9 (1/23/10–2/10/10, 14A)

**Longest Point Streak:** 10 (2/11/09–3/1/09, 4G-9A)

**Penalty Shots:** None

**Shootouts:** 8/21

## PLAYOFF CAREER HIGHLIGHTS

**Most Goals in a Game:** 3 (4/17/10, WSH 6 vs MTL 5 OT)

**Most Assists in a Game:** 3 (4/20/09, WSH 4 vs NYR 0)

**Most Points in a Game:** 4 (4/17/10, WSH 6 vs MTL 5 OT, 3G-1A)

## DID YOU KNOW?

Nicklas Backstrom is one of just six active players to record at least 40 assists in each of his first four NHL seasons.





# NICKLAS BACKSTROM

Recorded 236 career assists, the most by a Capital in his first four seasons, and 323 points, trailing only Alex Ovechkin (420) for scoring by a Cap in a player's first four seasons ... Tied for 11th in NHL history in assists in a player's first four years ... Ranks fourth in the league in assists over the last four years (trailing Henrik Sedin, Joe Thornton and Martin St. Louis) ... One of only 15 players averaging at least a point per game over the last four seasons (min. 15 games) ... The top-scoring player from his draft class (2006) ... Already ranks 20th in career scoring for the Capitals and has two of the team's top four single-season assist totals.

## 2010-11

Collected 19 multiple-point games ... Second on the team in points (65) and assists (47) and fourth in goals (18) ... One of just six active players to record at least 40 assists in each of his first four NHL seasons ... Led the team and ranked sixth in the league in takeaways (73) ... Had his 313 consecutive-games streak snapped on 3/9 vs. EDM; was the third-longest streak in franchise history ... Registered 10 points (2g-8a) in six games against TB ... Tied for first on the team in plus/minus at +24 ... Recorded his 300th career point (an assist) on 1/18 at PHI ... Had four games where he scored two goals ... Recorded 14 of his 18 goals and 33 of his 65 points on the road ... Had a five-game point streak (1g-6a) from 1/14-24 ... Recorded three four-point games 10/30 at CGY (1g-3a), 11/11 vs. TB (4a) and 2/4 at TB (2g-2a) ... Had a single-game career high seven shots on goal on 3/26 at MTL ... Finished the playoffs second among forwards in ice time per game (23:18) ... Led the team with six postseason takeaways.

## Career

**2009-10:** The only Capitals player to compete in every game ... Second on the team in scoring and set career highs in points (101), goals (33) and assists (68) ... Third in the NHL with 68 assists and fourth with 101 points ... Became the fourth Capital to reach the 100-point milestone in a season, joining Alex Ovechkin (four times), Mike Gartner and Dennis Maruk (one each) ... He and Ovechkin became the first Capitals teammates to record 100-plus points in the same season ... First Washington center in 20 years to record 30 goals (Mike Ridley, 1989-90) ... Second Capital ever with 30 goals and 60 assists in the same season (Dennis Maruk had 60g-70a in 1981-82) ... Led the NHL with 48 points (15g-33a) on the road ... His 68 assists place him third in team history for a single season ... Ranked fourth in the NHL with 26 power-play assists and tied for third with 37 power-play points ... Led the team with 12 game-winning assists ... Third on the team with 11 PPG and fourth on the team and in the NHL with a +37 rating ... Assisted on Ovechkin's 50th goal to earn his 100th point 4/9 vs. ATL ... The two became the eighth teammates all-time to hit 50 goals and 100 points in the same game, the first since Craig Simpson and Mark Messier in 1988 ... Named NHL First Star of the Week for the week ending 12/6 after recording nine points (4g-5a) ... Was named NHL Third Star of the Week once in January, February and April ... Ranked second on the team with nine points (5g-4a) in seven playoff games ... Had his first hat trick as a professional and added an assist in Game 2 of the ECQF vs. MTL (4/17) ... He and MTL's Andrei Kostitsyn became the fifth pair of playoff opponents to both record hat tricks in the same game ... Had a three-point night (1g-2a) and was +4 in Game 4 at MTL (4/21). **2008-09:** Paced NHL sophomores and tied for ninth in the NHL with 88 points ... One of only two Capitals (with Brooks Laich) to play in every game; has never missed an NHL game in his career ... Second on the team in scoring and registered career highs in points (88), goals (22) and assists (66) ... His 88 points were the most by a Capital other than Alex Ovechkin in 20 years (Mike Ridley had 91 in 1988-89) ... Tied for third in the NHL with 66 assists ... His 66 assists ranked third in team history for a single season ... Tied for fourth in the NHL with 28 power-play assists and tied for second with 24 divisional assists (Ovechkin was first with 26) ... Third on the team with 14 PPGs and a +16 rating ... Led the team and fifth in the league with 77 takeaways ... Third on the team with 21 multiple-point games and first with 15 multiple-assist games ... Named to the NHL YoungStars Game but did

not participate ... Recorded a single-game career high five points (1g-4a) at NJ (11/15), with a hand in every Caps goal ... Named the NHL's First Star of the Week for the week ending 11/16 (2g-9a, +10) ... His 12 assists in 14 playoff games led the Caps, while his 15 points ranked second on the team behind Ovechkin ... Led the NHL with seven assists in the first round of the playoffs ... Finished with the second-best assist total in Caps playoff history, one shy of Andrei Nikolishin's single-season record (13, 1998) ... Had a point in all seven Capitals wins in the playoffs ... Tallied eight points (3g-5a) vs. PIT in the ECQF ... Scored goals in Games 3, 4 and 5 vs. PIT (3g-1a; 5/6—5/9). **2007-08:** Runner-up for the Calder Trophy as the NHL's rookie of the year ... Named to the NHL All-Rookie Team and played in the NHL YoungStars Game ... One of four Capitals to play in every game ... Paced NHL rookies in assists (55) and finished second in points (69); finished 11th in the NHL in assists ... His 55 assists set a Capitals rookie record; he is the second most prolific rookie scorer in Capitals history ... Tied for third among rookies with a +13 rating and had the highest rating among the top 15 rookie scorers ... Led the Capitals and all NHL rookies with 72 takeaways; tied for sixth in the league ... The only rookie with at least 45 points to have a plus-rating in both home and road games ... Tied for first among rookies in power-play assists (22) and ranked third in rookie power-play points (25) ... Tied for second among rookies with four GWGs (11/8 at OTT; 11/23 at PHI; 3/5 at BUF and 3/25 at ATL) ... Notched his first NHL point, an assist, in his first game, 10/5 at ATL ... Scored his first NHL goal 11/8 at OTT ... Posted his first multiple-point game (1g-2a) on his 20th birthday and Bruce Boudreau's NHL coaching debut, 11/23 at PHI ... Became the first rookie in NHL history to post back-to-back four-assist games (1/19 vs. FLA and 1/21 at PIT); had his third four-point game (1g-3a) vs. TOR (3/3) ... Shared the team lead in playoff goals (4) and was tied for second in the NHL in first-round goals ... Led all NHL rookies in first-round goals and shared the lead among rookies in points ... Ranked tied for fourth on the team with six points in seven playoff games ... Finished a team-best +3 in the playoffs ... Had an assist in his first career playoff game, 4/11 vs. PHI ... Scored goals in four straight games to close out the ECQF series vs. PHI, notching the Capitals' first goal in each of those games.

## European Career

**2005-06:** Named Rookie of the Year in the Swedish Elite League, a league all-star and the best forward for Brynas.

## International Career

Has represented Sweden in six international competitions, participating in the World Junior Championship twice, the World Championship three times and the 2010 Olympic team. **2006:** Posted seven points (4g-3a) in six games in the World Junior Championship, leading the Swedes in goals and ranking second in points ... Named Sweden's best forward in the tournament ... Finished tied for fifth in the tournament in points and tied for third in goals ... Made his debut at the World Championship, playing in four games and helping Sweden win the gold medal.

## NHL Transactions

Selected by Washington in the first round, fourth overall, in the 2006 Entry Draft.

## Personal

Son of Anders and Christine Backstrom ... Anders played professionally in Sweden and was a draft pick of the NYR (10th round, 203rd overall, in 1980) ... Brother, Kristoffer, is a defenseman playing in Sweden ... Enjoys golf and tennis ... First job was as a carpenter ... Was on the cover of the Swedish edition of EA Sports' NHL10 video game ... Threw out the first pitch at the Washington Nationals-Baltimore Orioles game May 21, 2007, at RFK Stadium, the first baseball game he ever attended.



# TROY BROUWER

# 20

Right Wing • Height: 6'3" • Weight: 213 • Shoots: Right

Born: August 17, 1985 (Vancouver, British Columbia)

Drafted: Chicago's seventh-round choice, 214th overall, in the 2004 Entry Draft

Acquired: From Chicago in exchange for Washington's first-round choice in the 2011 NHL Entry Draft

## vs. the NHL

	GP	G	A	P	PIM
ANA	12	3	1	4	0
BOS	5	0	2	2	4
BUF	3	0	0	0	0
CGY	14	5	3	8	12
CAR	3	1	0	1	7
COL	12	5	3	8	2
CBJ	18	1	8	9	42
DAL	12	5	5	10	6
DET	16	2	7	9	0
EDM	13	3	2	5	4
FLA	5	0	0	0	4
LA	13	2	2	4	7
MIN	12	5	2	7	2
MTL	2	0	1	1	0
NSH	16	2	1	3	12
NJ	5	1	0	1	2
NYI	3	0	1	1	0
NYR	2	0	0	0	2
OTT	3	1	0	1	7
PHI	3	0	3	3	7
PHX	11	2	2	4	7
PIT	3	0	0	0	0
SJ	13	4	4	8	13
STL	15	3	4	7	6
TB	4	0	1	1	2
TOR	3	1	1	2	5
VAN	12	3	1	4	6
WSH	2	0	0	0	0
WPG	3	0	0	0	2

## Playoffs vs. the NHL

	GP	G	A	P	PIM
CGY	6	0	0	0	2
DET	5	0	0	0	4
NSH	6	0	0	0	4
PHI	6	2	3	5	2
SJ	4	1	1	2	0
VAN	16	1	2	3	19

## CAREER STATISTICS

CAREER STATISTICS			Regular Season											Playoffs				
Year	Team	League	GP	G	A	Pts	PIM	+/-	PP	SH	GW	S	GP	G	A	Pts	PIM	
2001-02	MJ Warriors	WHL	13	0	0	0	7	-	-	-	-	-	-	-	-	-	-	
2002-03	MJ Warriors	WHL	59	9	12	21	54	-	-	-	-	-	13	1	2	3	14	
2003-04	MJ Warriors	WHL	72	23	26	49	111	-	-	-	-	-	10	3	0	3	12	
2004-05	MJ Warriors	WHL	71	22	25	47	132	-	-	-	-	-	5	1	2	3	8	
2005-06	MJ Warriors	WHL	72	49	53	102	122	-	-	-	-	-	17	10	4	14	34	
2006-07	Chicago	NHL	10	0	0	0	7	-7	0	0	0	7	-	-	-	-	-	
	Norfolk	AHL	66	41	38	79	70	-	-	-	-	-	6	1	0	1	4	
2007-08	Chicago	NHL	2	0	1	1	0	1	0	0	0		-	-	-	-	-	
	Rockford	AHL	75	35	19	54	154	-	-	-	-	-	12	5	4	9	16	
2008-09	Chicago	NHL	69	10	16	26	50	7	4	1	0	126	17	0	2	2	12	
	Rockford	AHL	5	2	6	8	20	-	-	-	-	-	-	-	-	-	-	
2009-10	Chicago	NHL	78	22	18	40	66	9	7	1	7	116	19	4	4	8	8	
2010-11	Chicago	NHL	79	17	19	36	38	-2	7	0	5	122	7	0	0	0	11	
NHL TOTALS			238	49	54	103	161	8	18	2	12	371	43	4	6	10	31	

CHL Second All-Star Team (2006) • AHL All-Rookie Team (2007) • AHL All-Star Team (2007) • AHL Second All-Star Team (2007)

## CAREER HIGHLIGHTS

**First NHL Game:** 12/23/06 (CHI at COL)

**First NHL Goal:** 11/3/08 (CHI vs COL)

**First NHL Assist:** 3/23/08 (CHI vs STL)

**Most Goals in a Game:** 2 (4 times, last: 1/16/11, CHI 6 vs NSH 3)

**Most Assists in a Game:** 2 (5 times, last: 12/26/10, CHI 4 vs CBJ 1)

**Most Points in a Game:** 3 (4 times, last: 12/13/10, CHI 5 at COL 7)

**Most Shots in a Game:** 6 (2 times, last: 10/2/09, CHI 3 vs FLA 4, SO)

**Most PIM in a Game:** 19 (2/14/10, CHI 5 vs FLA 4, SO)

**Most Ice Time in a Game:** 22:54 (3/11/09, CHI 3 vs CAR 2, SO)

**Longest Assist Streak:** 3 (2/1/11-2/7/11)

**Longest Goal Streak:** 2 (9 times, last: 2/12/11-2/16/11)

**Longest Point Streak:** 4 (4 times, last: 1/25/11-2/7/11)

## PLAYOFF CAREER HIGHLIGHTS

**Most Assists in a Game:** 1 (6 times, last: 6/6/10, CHI 7 vs PHI 4)

**Most Goals in a Game:** 2 (5/29/10, CHI 6 vs PHI 5)

## DID YOU KNOW?

Troy Brouwer led the Chicago Blackhawks and ranked fifth in the NHL in hits (262) during 2010-11.





# TROY BROUWER

A member of the Stanley Cup-winning Chicago Blackhawks in 2010.

## 2010-11

Recorded 17 goals and a career-high 19 assists in 79 regular-season contests ... Ranked fourth on the club and equaled a career-best with seven power-play goals ... Paced the Blackhawks and ranked fifth in the NHL with 262 hits .... Ranked third on the team with five game-winning goals ... Netted the GWG on 2/16 vs. MIN for the 100th point (49G, 51A) of his NHL career ... Recorded his second consecutive multi-goal effort with two markers on 1/22 at DET ... Notched a pair of goals, including the game-winner, in a 40-second span on Jan. 16 vs. NSH ... Tied career-bests with two goals and three points on 12/13 at COL ... Tallied points in four consecutive games (3G, A) from Nov. 19-26 ... Netted his first goal of the season on 10/30 in MIN and added an assist for his first multi-point outing of the season ... Tallied 34 (17G, 17A) of his 36 points in 61 tilts against Western Conference opponents ... Missed three games due to injury (April 6-10).

## Career

**2009-10:** Posted career-highs in goals (22), assists (18), points (40), plus/minus rating (+9) and PIMs (66) in a career-best 78 regular-season contests ... Ranked third on the club with a career-high seven power-play goals despite ranking seventh in PP ice time ... Tied for fourth in the NHL with a 19.0% shooting percentage ... Ranked second among team forwards with 46 blocked shots ... Became the fifth Blackhawks player of the season to reach the 20-goal plateau with a GWG on March 18 in LA ... Led the club with five goals over a season-long eight-game road trip from Jan. 16 to 30 ... Posted his first multi-goal game of the season with a pair of markers, including the OT winner, on Jan. 28 at SJ ... Registered his third multiple-point game of the year on Jan. 16 in CBJ ... Established a new career-high with his 11th goal of the season on Jan. 3 against ANA ... Opened the scoring in a 7-3 win in SJ with his first shorthanded marker of the campaign ... Collected six points (3G,3A) over a five-game stretch from Nov. 9 to Nov. 19 ... Tallied a game-winning, power-play goal on Nov. 13 against TOR along with a team-high 7 hits ... Tied a career-high with three points (G, 2A) on Nov. 9 vs. LA ... Posted five of his six multi-point outings on the road. **2008-09:** Appeared in 69 regular-season games during his first full NHL campaign, ranking second among team rookies with 10 goals, 16 assists and 26 points ... Ranked second among team forwards and third overall while holding fifth among NHL rookies with 125 hits ... Tallied two assists in 17 games during his Stanley Cup Playoff debut ... Tied for third on the team with 50 hits ... Notched his first career Stanley Cup Playoff point, an assist, and eight hits on May 2 against VAN (Game 2) ... Registered a team playoff-high nine hits on May 5 against VAN (Game 3) ... Recorded 29 hits during the six-game conference semifinals series against VAN ... CHI recorded a perfect 9-0-0 mark when he posted at least one goal in a game ... Established career highs with two goals and three points on Dec. 16 against EDM ... Notched five multiple-point outings, which includes accruing the first two points of his season (2A) on Oct. 25 against DET ... Started the season with the AHL's Rockford IceHogs, collecting eight points (2G, 6A) in five games before being recalled for the remainder of the season on Oct. 21 ... Recorded points in back to back games for the first time in his career on Feb. 14 and 17, netting a goal and two assists ... Recorded his first career NHL goal on Nov. 3 against COL ... Tallied the first power-play goal of his NHL career on Nov.

9 against CGY and the first short-handed goal of his NHL career on Feb. 5 at CGY ... Accrued 50 penalty minutes and a +7 plus/minus rating ... Logged a season-high 22:54 time on ice on March 11 against CAR ... Missed four games due to injury from March 31 to April 5. **2007-08:** Collected one assist – his first career NHL point – in two games with the Blackhawks ... Posted the helper on March 23 against STL ... Ranked fifth in the AHL with 35 goals in 75 games with the Rockford IceHogs, which includes a league-best 25 power-play markers ... Ranked third on the IceHogs with 54 points and a career-high 154 penalty minutes ... Posted multiple points nine times, which includes a pair of two-goal outings ... Registered two season-high four-game point streaks ... Recorded at least one shot in 70 of his 75 regular-season games, which includes a streak of 41 straight contests from Nov. 16 to Feb. 24 ... Shared the team lead with five goals and notched nine points in 12 playoff contests. **2006-07:** Made his NHL debut, racking up seven penalty minutes in 10 games with the Blackhawks ... Spent the majority of his rookie campaign with the AHL's Norfolk Admirals, tying for third in the AHL with 41 goals and ranking second on the squad with 79 points ... Shared second in the league with 20 man-advantage markers ... Named to the AHL All-Rookie Team and AHL Second All-Star Team ... Potted his first career hat trick on Dec. 20 against Bridgeport, one of seven multiple-marker performances ... Netted a point in a career-high 10 consecutive matchups from Feb. 25 to March 17, accumulating 11 goals and six helpers ... Collected multiple points 20 times, which includes five three-point performances and three season-best four-point outings ... Tallied a goal in six straight contests from March 4 to 17 and in nine of his last 12 regular-season games with Rockford from March 4 to April 15 ... Named the AHL Rookie of the Month for March ... Recorded one goal and four penalty minutes in six postseason tilts.

## Junior Career

**2005-06:** Wrapped up his junior career with the Moose Jaw Warriors (WHL), leading the league in points (122) while serving as team captain ... Paced the squad and ranked second in the WHL in goals (49) and led the club in assists (53) in 72 regular-season contests ... Ranked second in the league with a +37 plus/minus rating ... Strung together a league-best nine-game point streak from Jan. 14 to Feb. 3 (11 goals, three assists) ... Named to the Eastern Conference First All-Star Team ... Accrued 14 points (10 goals, four assists) in 17 postseason outing. **2004-05:** Ranked second on Moose Jaw with 22 goals and 47 points in 71 matchups ... Accrued a career-high 132 penalty minutes, which ranked second on the squad ... Ranked fourth on the club with 25 helpers ... Tallied three points (one goal, two assists) and eight penalty minutes in five postseason tilts. **2003-04:** Ranked third on Moose Jaw in goals (23), assists (26) and points (49) in 72 regular-season contests ... Potted three goals in 10 postseason matchups. **2002-03:** Posted 21 points (nine goals, 12 assists) and 54 penalty minutes in 59 regular-season tilts with the Warriors ... Posted three points (one goal, two assists) and 14 penalty minutes in 13 playoff outings ... Made his junior debut at the age of 16, accruing seven penalty minutes in 13 regular-season contests with Moose Jaw.

## NHL Transactions

Selected by CHI in the seventh round, 214th overall, in the 2004 NHL Entry Draft ... Traded to Washington by CHI for Washington's first-round choice in the 2011 Entry Draft.



# JOHN CARLSON

# 74

Defense • Height: 6'3" • Weight: 212 • Shoots: Left

Born: January 10, 1990 (Natick, Mass.)

Drafted: Capitals' first-round choice, 27th overall, in the 2008 Entry Draft

## vs. the NHL

	GP	G	A	P	PIM
ANA	2	0	1	1	0
BOS	5	1	2	3	2
BUF	5	0	2	2	0
CGY	2	0	0	0	2
CAR	9	1	3	4	0
CHI	2	0	1	1	0
COL	1	0	0	0	0
CBJ	1	1	1	2	0
DAL	2	0	0	0	0
DET	1	1	0	1	0
EDM	1	0	1	1	0
FLA	7	0	2	2	6
LA	1	0	0	0	0
MIN	1	0	0	0	0
MTL	5	0	1	1	2
NSH	1	0	1	1	2
NJ	4	2	5	7	12
NYI	4	0	4	4	2
NYR	5	0	0	0	0
OTT	6	1	1	2	2
PHI	5	0	0	0	4
PHX	1	0	0	0	0
PIT	6	0	1	1	2
SJ	2	0	2	2	0
STL	3	0	1	1	2
TB	8	1	2	3	8
TOR	6	0	2	2	2
VAN	1	0	1	1	0
WPG	7	0	1	1	4

## Playoffs vs. the NHL

	GP	G	A	P	PIM
MTL	7	1	3	4	0
NYR	5	0	1	1	4
TB	4	2	0	2	0

## CAREER STATISTICS

CAREER STATISTICS			Regular Season											Playoffs				
Year	Team	League	GP	G	A	Pts	PIM	+/-	PP	SH	GW	S	GP	G	A	Pts	PIM	
2005-06	N.J. Rockets	AtJHL	38	2	10	12	42	-	-	-	-	-	-	-	-	-	-	
2006-07	N.J. Rockets	AtJHL	44	12	38	50	96	-	-	-	-	-	-	-	-	-	-	
	Indiana	USHL	2	0	0	0	6	-	-	-	-	-	-	-	-	-	-	
2007-08	Indiana	USHL	59	12	31	43	72	-	-	-	-	-	4	1	0	1	0	
2008-09	London	OHL	59	16	60	76	65	-	-	-	-	-	14	7	15	22	16	
	Hershey	AHL	-	-	-	-	-	-	-	-	-	-	16	2	1	3	0	
2009-10	CAPITALS	NHL	22	1	5	6	8	11	0	0	0	21	7	1	3	4	0	
	Hershey	AHL	48	4	35	39	26	-	-	-	-	-	13	2	5	7	8	
	United States	WJC	7	4	3	7	2	-	-	-	-	-	-	-	-	-	-	
2010-11	CAPITALS	NHL	82	7	30	37	44	21	1	0	3	144	9	2	1	3	4	
NHL/CAPITALS TOTALS			104	8	35	43	52	32	1	0	3	165	16	3	4	7	4	

USHL All-Rookie Team (2008) • USHL Second All-Star Team (2008) • CHL All-Rookie Team (2009) • OHL First All-Rookie Team (2009) • OHL Second All-Star Team (2009) • AHL All-Rookie Team (2010) • AHL All-Star Game (2010) • World Junior Championship All-Star Team (2010) • 2011 NHL All-Rookie Team

## CAREER HIGHLIGHTS

**First NHL Game:** 11/20/09 (WSH 2 vs MTL 3)

**First NHL Goal:** 3/25/10 (WSH 2 at CAR 3 SO, Legace)

**First NHL Assist:** 1/21/10 (WSH 6 at PIT 3)

**Most Goals in a Game:** 1 (8 times, last: 3/31/11, WSH 4 vs CBS 3 OT)

**Most Assists in a Game:** 2 (4 times, last: 4/2/11, WSH 5 vs BUF 4 OT)

**Most Points in a Game:** 3 (10/9/10, WSH 7 vs NJ 2, 1G-2A)

**Most Shots in a Game:** 8 (3/29/11, WSH 2 vs CAR 3 SO)

**Most PIM in a Game:** 12 (10/9/10, WSH 7 vs NJ 2)

**Most Ice Time in a Game:** 28:12 (3/29/11, WSH 2 vs. CAR 3 SO)

**Longest Assist Streak:** 4 (10/9/10-10/19/10, 5A)

**Longest Point Streak:** 4 (10/9/10-10/19/10, 1G-5A)

**Penalty Shots:** None

**Shootouts:** None

## PLAYOFF CAREER HIGHLIGHTS

**Most Goals in a Game:** 1 (3 times, last: 5/4/11, WSH 3 at TB 5)

**Most Assists in a Game:** 1 (4 times, last: 4/20/11, WSH 4 at NYR 3 2OT)

**Most Points in a Game:** 2 (4/17/10, WSH 6 vs MTL 5 OT, 1G-1A)

## DID YOU KNOW?

John Carlson and defensive partner Karl Alzner were the only two defensemen and two of just three Capitals players to play in all 82 regular-season games in 2010-11.



# JOHN CARLSON

## 2010-11

Matched a Capitals single-season franchise record for most points by a rookie defenseman (37); He joins Robert Picard and Greg Theberge on that list ... Fourth on the team and third amongst NHL rookies in plus/minus at +21 ... Led the team in ice time 21 times, including the Winter Classic; led NHL rookies in ice time (22:38) per game ... Led the team and all NHL rookies in blocked shots (160) ... Had 22 of his 37 points at home (6g-16a) ... Fourth among NHL rookie defensemen in points (37), third in assists (30) and tied for fourth in goals (7) ... Had a career-high four-game point streak from 10/9-19 (1g-5a) ... Recorded six multiple-point games ... Second among rookies in the NHL in playoff ice time, skating 23:58 per game ... During the playoffs was fourth on the team in blocked shots (17) ... Tied for the league lead in goals by a rookie defenseman during the postseason (2).

## Career

**2009-10:** Skated in 22 games for Washington and had six points (1g-5a) ... Made NHL debut at the age of 19 against MTL (11/20), skating 17:24 ... Youngest player to play for the Caps since Alexander Semin made his NHL debut on 10/14/03 at MTL ... Had four points (1g-3a) in 10 road games ... Recorded his first NHL point, an assist, at PIT (1/21) ... Scored his first NHL goal 3/25 at CAR ... Had two points (1g-1a) in his last five games ... Tied for fifth among NHL rookies with a +11 rating ... Averaged 15:14 TOI ... Had 29 hits and 32 blocked shots ... Was +2 in three straight games from 1/15—1/21 ... Had an assist in three straight games from 3/10—3/16 ... Played a season-high 19:48 at FLA (3/16) ... Played in 48 games for the Hershey Bears (AHL) and had 39 points (4g-35a) ... Named to the AHL All-Rookie Team ... Represented Hershey in the AHL All-Star Game ... Fourth in the AHL, second among rookies, at +37 ... Had two assists and was +4 at Binghamton (10/9) ... Was +3 vs. Norfolk (11/13) and vs. Wilkes-Barre/Scranton (11/14) ... Had four assists at Adirondack (11/27) and three assists vs. TOR (12/20) ... Was +12 in January and scored in back-to-back games 1/23 vs. Manitoba and 1/29 at Wilkes-Barre/Scranton ... Rejoined Hershey after the Stanley Cup playoffs and posted seven points (2g-5a) in 13 games ... Had five points (2g-3a) in the last three games of the Calder Cup final (6/9—6/14), including the game-winning goal in Games 4 and 6 ... Was +7 in the playoffs, including +4 in the final series vs. Texas. **2008-09:** Appeared in 16 playoff games for Hershey upon finishing his junior season with the London Knights (OHL) ... Recorded two goals, one assist and was +3 as the Bears won the Calder Cup ... Played

for Capitals legend Dale Hunter in London ... Collected numerous team awards with the Knights: team MVP, Booster Club Player of the Year, Best Defenseman, Rookie of the Year and Playoff Performer of the Year (co-winner) ... Ranked second among OHL rookies and tied for second among defensemen with 76 points (16g-60a) ... Finished first among OHL rookies and third overall with 60 assists ... Played in the OHL All-Star Game ... OHL coaches voted him as having the best shot and hardest shot (co-winner) in the league's Western Conference ... His nine PPGs tied for third among league defensemen ... Registered 23 multiple-point games ... Recorded two seven-game point streaks: 12/6—12/31, 4g-9a, and 11/5—11/22, 3g-6a ... Posted four points in a game on two occasions: 12/14 vs. Sarnia and 3/1 vs. Kingston (both 1g-3a) ... Led the Knights with 22 points (7g-15a) in 14 playoff games ... Recorded a 10-game point streak, the second longest in the OHL playoffs, from 3/28—4/22 (7g-14a). **2007-08:** Named to the USHL Second All-Star Team and the USHL All-Rookie Team ... Ranked second among USHL defensemen in scoring with 43 points (12g-31a) ... Played in the USHL All-Star Game, where he recorded an assist. **2006-07:** Appeared in two games with Indiana in the USHL, recording six PIM.

## International Career

Won a gold medal with the U.S. in the 2010 World Junior Championship ... Named to the tournament all-star team ... Averaged a point per game in seven games (4g-3a), third in scoring among tournament defensemen ... Scored twice in the gold-medal game against Canada, including the overtime winner ... Led American defensemen in scoring and was tied for third on the team at +8.


## NHL Transactions

Capitals' first-round choice, 27th overall, in the 2008 Entry Draft.

## Personal

Was born in Massachusetts but spent much of his childhood in NJ ... Grew up a fan of Scott Stevens, the New Jersey Devils and Boston Bruins ... Also looked up to Sergei Fedorov ... Favorite sports outside of hockey are golf and lacrosse ... Enjoys watching Entourage ... Favorite hockey memory is winning the World Junior Championship ... Was the spokesman for the iNova Blood Drive in July 2010.





# JASON CHIMERA

# 25

*shih-MAIR-uh*

Left Wing • Height: 6'3" • Weight: 213 • Shoots: Left

Born: May 2, 1979 (Edmonton, Alberta)

Drafted: Edmonton's fifth-round choice, 121st overall, in the 1997 Entry Draft

Acquired: From Columbus in exchange for Chris Clark and Milan Jurcina, Dec. 28, 2009

## vs. the NHL

	GP	G	A	P	PIM
ANA	28	4	5	9	23
BOS	12	2	1	3	18
BUF	9	1	8	9	8
CGY	27	3	2	5	50
CAR	13	0	1	1	6
CHI	37	4	8	12	29
COL	25	6	7	13	34
CBJ	9	2	1	3	2
DAL	25	1	10	11	25
DET	37	4	12	16	30
EDM	17	2	5	7	10
FLA	13	6	1	7	11
LA	23	6	3	9	36
MIN	27	3	4	7	46
MTL	12	1	1	2	10
NSH	38	8	4	12	80
NYI	12	5	1	6	6
NYR	11	3	0	3	21
OTT	13	1	3	4	8
PHI	7	2	3	5	2
PHX	26	6	8	14	20
PIT	14	0	3	3	4
SJ	26	6	2	8	30
STL	36	5	8	13	30
TB	14	2	3	5	14
TOR	14	2	4	6	22
VAN	25	7	2	9	31
WSH	5	1	2	3	6
WPG	17	3	5	8	5

## Playoffs vs. the NHL

	GP	G	A	P	PIM
DAL	2	0	2	2	0
DET	4	0	1	1	2
MTL	7	1	2	3	2
NYR	5	2	0	2	0
TB	4	0	2	2	2

## CAREER STATISTICS

Year	Team	League	GP	G	A	Pts	PIM	+/-	PP	SH	GW	S	GP	G	A	Pts	PIM
1996-97	Medicine Hat	WHL	71	16	23	39	64	-	-	-	-	-	4	0	1	1	4
1997-98	Medicine Hat	WHL	72	34	32	66	94	-	-	-	-	-	-	-	-	-	-
	Hamilton	AHL	4	0	0	0	8	-	-	-	-	-	-	-	-	-	-
1998-99	Medicine Hat	WHL	37	18	22	40	84	-	-	-	-	-	-	-	-	-	-
	Brandon	WHL	21	14	12	26	32	-	-	-	-	-	5	4	1	5	8
	Canada	WJC	7	2	2	4	2	-	-	-	-	-	-	-	-	-	-
1999-00	Hamilton	AHL	78	15	13	28	77	-	-	-	-	-	10	0	2	2	12
2000-01	Edmonton	NHL	1	0	0	0	0	-	-	-	-	-	-	-	-	-	-
	Hamilton	AHL	78	29	25	54	93	-	-	-	-	-	-	-	-	-	-
2001-02	Edmonton	NHL	3	1	0	1	0	-3	0	0	0	3	-	-	-	-	-
	Hamilton	AHL	77	26	51	77	158	-	-	-	-	-	15	4	6	10	10
2002-03	Edmonton	NHL	66	14	9	23	36	-2	0	1	4	90	2	0	2	2	0
2003-04	Edmonton	NHL	60	4	8	12	57	-1	0	0	1	79	-	-	-	-	-
2004-05	AS Varese	Italy	15	7	3	10	34	-	-	-	-	-	5	2	1	3	31
2005-06	Columbus	NHL	80	17	13	30	95	-10	1	1	5	127	-	-	-	-	-
2006-07	Columbus	NHL	82	15	21	36	91	2	2	2	2	151	-	-	-	-	-
	Canada	WC	9	1	5	6	8	-	-	-	-	-	-	-	-	-	-
2007-08	Columbus	NHL	81	14	17	31	98	-5	1	1	3	198	-	-	-	-	-
	Canada	WC	9	0	2	2	6	-	-	-	-	-	-	-	-	-	-
2008-09	Columbus	NHL	49	8	14	22	41	8	1	0	1	115	4	0	1	1	2
2009-10	Columbus	NHL	39	8	9	17	47	-7	1	0	1	92	-	-	-	-	-
	CAPITALS	NHL	39	7	10	17	51	6	0	0	0	68	7	1	2	3	2
2010-11	CAPITALS	NHL	81	10	16	26	64	-10	2	0	1	162	9	2	2	4	2
CAPITALS TOTALS			120	17	26	43	115	-4	2	0	1	230	16	3	4	7	4
NHL TOTALS			581	98	117	215	580	-22	8	5	18	1,085	22	3	7	10	6

## CAREER HIGHLIGHTS

**First NHL Game:** 12/9/00 (EDM vs LA)

**First NHL Goal:** 12/18/01 (EDM at NYI)

**First NHL Assist:** 12/8/02 (EDM at ATL)

**Most Goals in a Game:** 2 (4 times, last: 10/31/07, CBJ at LA)

**Most Assists in a Game:** 3 (3/25/07, CBJ vs STL)

**Most Points in a Game:** 3 (3 times, last: 10/10/07, CBJ vs PHX)

**Most PIM in a Game:** 19 (2/6/06, CBJ at VAN)

**Most Ice Time in a Game:** 25:04 (3/2/08, CBJ 3 at EDM 4 SO)

**Penalty Shots:** None

**Shootouts:** 2/8

## CAREER PLAYOFF HIGHLIGHTS

**Most Goals in a Game:** 1 (4/21/10, WSH 6 vs MTL 3)

**Most Assists in a Game:** 1 (five times; last: 4/26/10, WSH 1 at MTL 4)

**Most Points in a Game:** 1 (six times; last: 4/26/10, WSH 1 at MTL 4, 1A)

## DID YOU KNOW?

Jason Chimera scored at 12:36 of the second overtime in Game 4 of the ECQF at NYR. It marked the longest playoff win (92:36) and the fifth-longest game in Capitals' franchise history. All three of his career playoff goals have been game-winners.



# JASON CHIMERA

## 2010-11

Had five multiple-point games ... Scored a power play goal on 4/6 vs. FLA ... Had an assist, scored the overtime game-winner and was named the game's first star against CBJ, his former team, on 3/31 ... Posted 1g-1a on 2/4 at TB ... Had points in four straight games 1/16-1/22 (2g-2a), matching his best point streak as a Cap ... Tied for seventh on the team with 10 goals ... Finished seventh on the Capitals in postseason scoring with four points (2g-2a) in nine games ... Scored the game-winning goal in double overtime in Game 4 of the ECQF vs. NYR ... Both of his goals in the 2011 playoffs and all three of his career playoff goals have been game-winners ... Fourth on the Caps during the playoffs with 22 hits.

## Career

**2009-10:** Appeared in a combined 78 games with CBJ and Washington, skating 39 for each team ... Tallied 34 points (15g-19a) total ... Had 7g-10a and was +6 in 39 GP with the Caps ... Had 11 of his 17 points with the Caps on the road (5g-6a, +6) ... All 17 of his points with the Caps came at even strength ... Team was 7-0-0 when he scored a goal (11-2-2 with a point) ... Recorded an assist in his Capitals debut on 12/30 at SJ ... Had points in four straight games (2g-3a) from 1/9—1/15 ... Recorded his 100th career assist 3/30 vs. OTT ... Played his 500th career game in the season finale (4/11 vs. BOS) ... Scored his first career playoff goal in Game 4 (4/21) and totaled three points (1g-2a) in the ECQF vs. MTL. **2008-09:** Tallied 22 points (8g-14a), 41 penalty minutes and was +8 in 49 games with CBJ ... Had one GWG and one PPG ... Was one of two players (Jakub Voracek) to record a multiple-point game (0-2-2) in the season opener 10/10 at DAL, one of his three two-point games on the year ... Tied his career high of +3 10/10 at DAL ... Scored a goal in three straight games 10/17—10/21 ... Opened the season recording a point in five of the first six games and seven of the first 10 games ... Registered 1-4-5 during a four-game point streak 11/7—11/14 ... Played his 400th career game 12/7 at ANA ... Missed two 16-game stretches (12/18—1/21 and 2/26—3/31) due to injury ... Tallied 0-1-1 in four playoff games ... **2007-08:** Registered 31 points (14g-17a) and 98 penalty minutes in 81 games with CBJ ... Played in a club-record 243 straight games from 10/9/05—4/5/08 before missing the final regular season game due to injury ... Set career highs in penalty minutes (98) and shots (198) ... Was third on the team in goals, penalty minutes and shots, tied for third in GWGs and was fifth in points ... Matched a career-high with three points (1g-2a) and was +3 10/10 vs. PHX, his third career three-point game ... Played the 300th game of his NHL career 10/23 at CHI ... Had the fourth two-goal game of his career 10/31 at LA ... Won a silver medal with Canada at the World Championship. **2006-07:** Registered 36 points (15g-21a) and didn't miss a game in his second season with CBJ ... Set career highs in assists, points and games played ... Tied for the team lead with two SHGs ... Was fifth on the club in goals, points, GWGs, plus/minus rating and penalty minutes ... Tied a CBJ single-game record with 10 shots 4/7 vs. ANA ... Collected 3a 3/25 vs. STL to set a single-game career high in assists and tie a career high in points ... Won a gold medal with Canada at the World Championship. **2005-06:** Scored a career-high 17 goals and added 13 assists in 80 games with CBJ ... Ranked second on the club in GWGs (5) and games played (tied), was third in penalty minutes, fourth in goals and fifth in shooting percentage (13.4%) ... Nine of his 17 goals came in the third period, while 10 gave CBJ a lead. **2004-05:** Notched 10 points (7g-3a) and 34 penalty minutes in 15 games with AS Varese (Italy) ... Added three points (2g-1a) in five playoff games.

**2003-04:** Recorded 12 points (4g-8a) in 60 games with EDM ... Played the 100th game of his NHL career 1/2 at MIN. **2002-03:** Registered 23 points (14g-9a) in 66 games with EDM during his first full NHL season ... Led Oilers and ranked second among NHL rookies in shooting percentage (15.6%) ... Scored his first career SHG 3/28 vs. CBJ ... Made Stanley Cup playoff debut ... Tied for team lead in plus/minus (+2) ... Tied for second on club in assists (2) ... Played his first career playoff game and collected first career playoff point with an assist in Game 5 at DAL on 4/17. **2001-02:** Played three games with EDM and scored the first goal of his NHL career 12/18 at NYI ... Tallied 77 points (26g-51a), 158 PIM and was +28 in 77 games with Hamilton (AHL) ... Named to the AHL First All-Star Team ... Voted a starter for the Canadian AHL All-Star Team ... Finished fourth in the AHL in assists and fifth in points ... Set a Hamilton single-season points record and his 51 assists ranked second-best in team history ... Notched 10 points (4g-6a) in 15 playoff games ... Helped the Bulldogs advanced to Calder Cup semifinals. **2000-01:** Made his NHL debut for EDM 12/9 vs. LA ... Netted 54 points (29g-25a) in 78 games with Hamilton ... Ranked second on Bulldogs in goals, third in points and fifth in assists ... Led Hamilton with eight GWGs. **1999-00:** Had 28 points (15g-13a) in 78 games with Hamilton in his first professional season ... Ranked sixth on the club in goals.

## Junior Career

**1998-99:** Combined to record 66 points (32g-34a) and 116 penalty minutes in 58 games with Medicine Hat and Brandon (WHL) ... Finished third on Brandon in goals and sixth in points ... Represented at the World Junior Championship. **1997-98:** Led Medicine Hat in goals (34), assists (32) and points (66) in 72 games ... Co-winner of team's MVP award ... Made his professional debut and played in four games for Hamilton (AHL). **1996-97:** Registered 39 points (16g-23a) in 71 games as a WHL rookie for Medicine Hat.

## International

Has represented Canada three times in major international competitions. **2008:** Appeared in his second World Championship, posting two assists in nine games as Canada won the silver medal. **2007:** Made his first appearance in a World Championship, recording six points (1g-5a) in nine games. **1999:** Skated in the World Junior Championship in WPG, Manitoba ... Recorded 2-2-4 and two penalty minutes in seven games.

## NHL Transactions

EDM's fifth pick, 121st overall, in the 1997 NHL Entry Draft ... Acquired by PHX with a third-round pick (later traded to CAR – later traded to NY Rangers – NY Rangers selected Billy Ryan) in the 2004 Entry Draft from EDM in exchange for NJ's second-round pick (previously acquired, EDM selected Geoff Paukovich) and BUF's fourth-round pick (previously acquired, EDM selected Liam Reddix) in the 2004 Entry Draft, June 26, 2004 ... Acquired by CBJ with Cale Hulse and Michael Rupp from PHX in exchange for Geoff Sanderson and Tim Jackman, Oct. 8, 2005 ... Acquired by Washington from CBJ in exchange for Chris Clark and Milan Jurcina, Dec. 28, 2009.

## Personal

Enjoys playing golf in the offseason ... Favorite hockey memory is of winning the World Championship ... Credits his parents as his role models for their work ethic.



# JOHN ERSKINE

# 4

*UHR-skin*

Defense • Height: 6'4" • Weight: 220 • Shoots: Left

Born: June 26, 1980 (Kingston, Ontario)

Drafted: Dallas' second-round choice, 39th overall, in the 1998 Entry Draft

Acquired: Signed as a free agent, Sept. 14, 2006

## vs. the NHL

	GP	G	A	P	PIM
ANA	13	0	0	0	52
BOS	18	0	1	1	29
BUF	14	1	2	3	9
CGY	10	0	0	0	23
CAR	26	0	4	4	29
CHI	7	0	1	1	6
COL	10	0	1	1	24
CBJ	8	1	0	1	19
DAL	4	0	0	0	2
DET	5	0	0	0	0
EDM	6	0	0	0	27
FLA	22	1	3	4	36
LA	16	0	0	0	49
MIN	8	0	0	0	13
MTL	14	0	1	1	17
NSH	7	0	0	0	14
NJ	21	1	5	6	45
NYI	15	1	1	2	18
NYR	18	1	1	2	42
OTT	14	0	0	0	13
PHI	19	0	1	1	22
PHX	9	0	0	0	20
PIT	18	0	3	3	31
SJ	11	0	1	1	21
STL	9	1	2	3	19
TB	22	1	2	3	33
TOR	18	1	2	3	18
VAN	8	0	0	0	8
WSH	3	0	0	0	4
WPG	23	2	0	2	81

## Playoffs vs. the NHL

	GP	G	A	P	PIM
NYR	12	0	1	1	14
PHI	7	0	2	2	6
PIT	5	0	0	0	6
TB	4	1	1	2	2

## CAREER STATISTICS

### Regular Season

Year	Team	League	GP	G	A	Pts	PIM	+/-	PP	SH	GW	S	GP	G	A	Pts	PIM
1998-99	London	OHL	57	8	12	20	208	-	-	-	-	-	25	5	10	15	38
1999-00	London	OHL	58	12	31	43	177	-	-	-	-	-	-	-	-	-	-
2000-01	Utah	IHL	77	1	8	9	284	-	-	-	-	-	-	-	-	-	-
2001-02	Dallas	NHL	33	0	1	1	62	-8	0	0	0	16	-	-	-	-	-
	Utah	AHL	39	2	6	8	118	-	-	-	-	-	3	0	0	0	10
2002-03	Dallas	NHL	16	2	0	2	29	1	0	0	0	12	-	-	-	-	-
	Utah	AHL	52	2	8	10	274	-	-	-	-	-	1	0	1	1	15
2003-04	Dallas	NHL	32	0	1	1	84	-9	0	0	0	23	-	-	-	-	-
	Utah	AHL	5	0	0	0	18	-	-	-	-	-	-	-	-	-	-
2004-05	Houston	AHL	61	3	7	10	238	-	-	-	-	-	5	0	1	1	20
2005-06	Dallas	NHL	26	0	0	0	62	-3	0	0	0	9	-	-	-	-	-
	Iowa	AHL	3	0	0	0	6	-	-	-	-	-	-	-	-	-	-
	NY Islanders	NHL	34	1	0	1	99	-12	0	0	0	23	-	-	-	-	-
2006-07	CAPITALS	NHL	29	1	6	7	69	-13	0	0	0	14	-	-	-	-	-
	Hershey	AHL	4	0	2	2	9	-	-	-	-	-	-	-	-	-	-
2007-08	CAPITALS	NHL	51	2	7	9	96	1	0	0	1	48	7	0	2	2	6
2008-09	CAPITALS	NHL	52	0	4	4	63	1	0	0	0	50	12	0	1	1	16
2009-10	CAPITALS	NHL	50	1	5	6	66	16	0	0	0	50	-	-	-	-	-
2010-11	CAPITALS	NHL	73	4	7	11	94	1	0	0	0	53	9	1	1	2	6
CAPITALS TOTALS			255	8	29	37	388	6	0	0	0	215	28	1	4	5	28
NHL TOTALS			396	11	31	42	724	-25	0	0	1	298	28	1	4	5	28

OHL First All-Star Team (2000)

## CAREER HIGHLIGHTS

**First NHL Game:** 11/19/01 (DAL 2 vs NYI 3)

**First NHL Assist:** 4/12/02 (DAL 3 vs CHI 1)

**First NHL Goal:** 1/22/03 (DAL 4 vs CBJ 2, Denis)

**Most Goals in a Game:** 1 (11 times, last: 4/5/11, WSH 3 at TOR 2 SO)

**Most Assists in a Game:** 2 (2 times, last: 3/17/09, WSH 3 at FLA 0)

**Most Points in a Game:** 2 (4 times, last: 1/26/10, WSH 7 at NYI 2, 1G-1A)

**Most Shots in a Game:** 5 (1/31/10, WSH 3 vs TB 2)

**Most PIM in a Game:** 29 (11/22/06, WSH 2 vs ATL 4)

**Most Ice Time in a Game:** 24:44 (10/23/10, WSH 4 vs ATL 3 OT)

**Longest Goal Streak:** 1 (7 times, last: 1/26/10, 1G)

**Longest Assist Streak:** 2 (2 times, last: 10/27/07-10/29/07, 2A)

**Longest Point Streak:** 2 (5 times, last: 11/13/10-11/14/10, 1G-1A)

**Penalty Shots:** None

**Shootouts:** 0/1

## PLAYOFF CAREER HIGHLIGHTS

**Most Assists in a Game:** 1 (4 times, last: 5/1/11, WSH 2 vs TB 3 OT)

**Most Points in a Game:** 1 (5 times, last: 5/4/11, WSH 3 at TB 5, 1G)

**Most Goals in a Game:** 1 (5/4/11, WSH 3 at TB 5)

## DID YOU KNOW?

John Erskine finished 2010-11 with a career-high four goals and 53 shots on goal.





# JOHN ERSKINE

## 2010-11

Finished sixth on the team in blocked shots (120) ... Third on the team in hits (166) ... Scored his fourth goal of the season 4/5 in TOR and his first since 11/26 vs. TB ... Washington was 4-0-0 when he scored a goal and 10-0-1 when he recorded a point ... Set career highs in games played (73), goals (4) and points (11) and tied his career high in assists (7) ... Finished fourth on Washington in postseason hits (24) ... Ranked fifth in blocked shots during the playoffs (14) ... Scored his first career playoff goal on 5/4 at TB ... Tied his career high for postseason points (2).

## Career

**2009-10:** Played in 50 games in his fourth season with the Capitals and had six points (1g-5a) ... Team was 4-0-1 when had a point ... Finished the season with a career-best +16 rating, his third straight season with a plus-rating ... Took 50 shots for the second straight year ... Sixth on the team with 109 hits and fifth with 80 blocked shots despite playing 18 fewer games than anyone ranked higher than him in both categories ... Had an assist, was +3 and racked up 17 PIM at COL (12/15) ... The 17 PIM were his most since he had 29 PIM on 11/22/06 at ATL ... Scored his only goal of the year, added an assist and was +3 on 1/26 at NYI (first goal since 1/19/08 vs. FLA) ... Was +3 in a 3-2 win at CAR (11/30) and a 4-1 win at BOS (2/2) ... Took a career-high five shots 1/31 vs. TB ... Averaged 15:58 TOI per game, but skated a season-high 20:52 in a 3-2 shootout loss at CAR (3/25). **2008-09:** Recorded four points (4a) in 52 games ... Finished the season at +1 ... Averaged 16:47 TOI ... The first season in his career that he did not record more than 7 PIM in any game ... Had assists 10/18 vs. NJ and 11/10 vs. TB ... Skated a regular-season high 21:21 in a 6-3 win at PIT on 1/14 ... Tallied the second two-assist game of his career 3/17 at FLA ... Took a career-high four shots 3/21 at CAR ... Played in 12 Stanley Cup playoff games, missing two vs. PIT due to a foot injury ... Recorded 16 PIM ... Had one assist in seven games vs. NYR in ECQF ... Was +3 in Game 5 vs. NYR ... Skated more than 18 minutes in all five of his games vs. PIT in ECSF and more than 21 minutes three times. **2007-08:** Recorded a career-high nine points (2g-7a) in 51 games ... Team was 7-1-0 when he had a point ... Second on the team with 96 PIM ... Recorded points in each of the first two games of the season, including a goal 10/5 at ATL in the opener that ended up as the game-winner ... Had his first career two-assist game 12/10 vs. NJ ... Played in his 200th NHL game at MTL (1/29) ... Finished with a +5 rating in the last 10 games of the season ... Posted his 500th career PIM in the season finale, 4/5 vs. FLA ... Played in all seven ECQF playoff games against PHI and recorded two assists and six PIM. **2006-07:** Had seven points (1g-6a) in just 29 games, missing 39 due to injury ... Ranked fifth on the team in PIM (69) ... Credited with 52 hits and 51 blocked shots ... Had six of his points (1g-5a) at home ... Made the team out of training camp but did not play in the first four games before being assigned to Hershey (AHL) ... Returned to Caps 11/9 and played in 18 straight games ... Made his Caps debut vs. CAR (11/9) ... Posted his first Caps point, an assist, 11/11 vs. NYR ... Recorded a career-high 29 PIM vs. ATL (11/22) ... Had an assist and was +3 in a season-high 22:25 at TB (11/28)

... Scored his lone goal, an empty-netter, and added an assist vs. BUF (12/2) ... Suffered a foot fracture vs. PHI (12/16) and missed 25 games ... Returned to the lineup at TB (2/15) ... Registered nine hits at PIT (2/18), the most in a game by a Capital during the season ... Posted assists in back-to-back games vs. NJ (2/25) and vs. FLA (2/27) ... Registered his 400th NHL PIM on 3/3 vs. NYI ... Suffered a dislocated thumb vs. CAR (3/9) and missed the season's final 14 games. **2005-06:** Played a career-high 60 NHL games between DAL and NYI ... Totaled a career-high 161 PIM ... Played three games with Iowa (AHL) on a conditioning stint (12/1—12/4) ... Began the season in DAL ... Played his 100th career NHL game 12/18 at CHI ... Acquired by NYI on 1/10 ... Scored a goal 3/14 vs. NJ ... Recorded 21 PIM vs. NYR (3/29). **2004-05:** Spent the season with Houston (AHL), appearing in 61 games ... Recorded 10 points (3g-7a) and 238 PIM ... Ranked second on the team in PIM. **2003-04:** Played in 32 games for DAL ... Collected an assist 12/6 at SJ ... Missed 23 games due to injury ... Had 18 PIM in five games with Utah (AHL). **2002-03:** Recorded two goals in 16 games with DAL ... Scored his first career NHL goal 1/22 vs. CBJ ... Played 52 games with Utah, posting 10 points (2g-8a) and 274 PIM ... Ranked seventh in the AHL in PIM and tied for eighth in major penalties. **2001-02:** Split the season between DAL (33 games) and Utah (39 games) ... Named DAL's rookie of the year by his teammates ... Recorded his first career NHL point, an assist, 4/12 vs. CHI ... Missed 13 games with a fractured foot (3/10—4/3) ... Ranked fourth on Utah with 118 PIM. **2000-01:** Spent his first pro season with Utah (IHL) ... Ranked third in the IHL with 284 PIM ... Scored his first professional goal 10/29 at CHI.

## Junior Career


Played three seasons of major junior hockey with the London Knights in the OHL, registering 72 points (20g-52a) and 590 PIM in 170 games. **1999-00:** Won the Max Kaminsky Trophy as the OHL's defenseman of the year ... Named to the OHL First All-Star Team ... Collected 43 points (12g-31a) with 177 PIM. **1998-99:** Registered 20 points (8g-12a) and 208 PIM in 57 games ... Led the team's defensemen in playoff scoring with 15 points (5g-10a) in 25 games.

## NHL Transactions

Selected by DAL in the second round, 39th overall, in the 1998 Entry Draft ... Traded to the N.Y. Islanders by DAL with a second-round selection in the 2006 Entry Draft (Jesse Joensuu) for Janne Niinimaa and a fifth-round selection in the 2007 Entry Draft (Ondrej Roman) ... Signed by the Capitals as a free agent, Sept. 14, 2006.

## Personal

Met NASCAR driver Jimmie Johnson in Aug. 2011 ... Enjoys watching Entourage and listening to the Tragically Hip ... Favorite sport other than hockey is golf ... Favorite tourist attraction in Washington, D.C., is the National Zoo.



# MIKE GREEN

# 52

Defense • Height: 6'1" • Weight: 207 • Shoots: Right  
 Born: October 12, 1985 (Calgary, Alberta)  
 Drafted: Capitals' first-round choice, 29th overall, in the 2004 Entry Draft

## vs. the NHL

	GP	G	A	P	PIM
ANA	4	1	2	3	2
BOS	15	3	6	9	8
BUF	18	3	5	8	16
CGY	5	1	4	5	6
CAR	31	9	8	17	28
CHI	3	0	2	2	2
COL	4	1	0	1	0
CBJ	4	1	1	2	2
DAL	4	0	4	4	6
DET	4	1	2	3	8
EDM	4	2	2	4	2
FLA	30	5	11	16	28
LA	4	2	1	3	6
MIN	4	1	2	3	2
MTL	16	3	13	16	14
NSH	4	0	3	3	2
NJ	17	5	5	10	17
NYI	19	3	10	13	10
NYR	16	5	8	13	23
OTT	20	6	13	19	16
PHI	21	5	8	13	12
PHX	3	0	0	0	0
PIT	18	1	8	9	12
SJ	2	0	1	1	0
STL	4	2	2	4	2
TB	32	9	15	24	22
TOR	22	2	11	13	18
VAN	5	1	1	2	8
WPG	33	7	17	24	14

## Playoffs vs. the NHL

	GP	G	A	P	PIM
MTL	7	0	3	3	12
NYR	12	2	8	10	12
PHI	7	3	4	7	15
PIT	7	0	4	4	4
TB	3	0	1	1	4

## CAREER STATISTICS

CAREER STATISTICS			Regular Season											Playoffs				
Year	Team	League	GP	G	A	Pts	PIM	+/-	PP	SH	GW	S	GP	G	A	Pts	PIM	
2000-01	Calgary	WHL	36	4	23	27	34	-	-	-	-	-	-	-	-	-	-	
	Saskatoon	WHL	7	0	2	2	0	-	-	-	-	-	-	-	-	-	-	
2001-02	Saskatoon	WHL	62	3	20	23	57	-	-	-	-	-	7	0	1	1	2	
2002-03	Saskatoon	WHL	72	6	36	42	70	-	-	-	-	-	6	0	2	2	6	
2003-04	Saskatoon	WHL	59	14	25	39	92	-	-	-	-	-	-	-	-	-	-	
2004-05	Saskatoon	WHL	67	14	52	66	105	-	-	-	-	-	4	0	0	0	6	
2005-06	CAPITALS	NHL	22	1	2	3	18	-8	0	0	0	13	-	-	-	-	-	
	Hershey	AHL	56	9	34	43	79	-	-	-	-	-	21	3	15	18	30	
2006-07	CAPITALS	NHL	70	2	10	12	36	-10	0	0	0	68	-	-	-	-	-	
	Hershey	AHL	12	3	5	8	26	-	-	-	-	-	19	7	9	16	38	
2007-08	CAPITALS	NHL	82	18	38	56	62	6	8	0	4	234	7	3	4	7	15	
2008-09	CAPITALS	NHL	68	31	42	73	68	24	18	1	4	243	14	1	8	9	12	
2009-10	CAPITALS	NHL	75	19	57	76	54	39	10	0	4	205	7	0	3	3	12	
2010-11	CAPITALS	NHL	49	8	16	24	48	6	5	0	1	115	8	1	5	6	8	
NHL/CAPITALS TOTALS			366	79	165	244	286	57	41	1	13	878	36	5	20	25	47	

**WHL East First All-Star Team (2005) • AHL All-Rookie Team (2006) • NHL First All-Star Team (2009, 2010) • NHL All-Star Game (2011)**

## CAREER HIGHLIGHTS

**First NHL Game:** 10/12/05 (WSH 2 at CAR 7)  
**First NHL Goal:** 2/3/06 (WSH 4 vs TOR 1, Belfour)  
**First NHL Assist:** 3/4/06 (WSH 2 at ATL 3)  
**Most Goals in a Game:** 2 (11 times, last: 3/10/10, WSH 4 vs CAR 3 OT)  
**Most Assists in a Game:** 3 (2/1/09, WSH 7 vs OTT 4)  
**Most Points in a Game:** 4 (2 times, last: 12/5/09, WSH 8 at PHI 2, 2G-2A)  
**Most Shots in a Game:** 10 (3/24/09, WSH 2 at TOR 3)  
**Most PIM in a Game:** 7 (11/9/10, WSH 5 vs NYR 3)  
**Most Ice Time in a Game:** 34:05 (10/18/08, WSH 3 vs NJ 4 SO)  
**Multiple-Point Games:** 47 (last: 1/8/11, WSH 3 vs FLA 3, 1G, 1A)  
**Longest Goal Streak:** 8 (1/27/09-2/14/09, 10G)  
**Longest Assist Streak:** 8 (10/15/09-11/11/09, 9A)  
**Longest Point Streak:** 9 (2 times, last: 1/2/10-1/19/10, 4G-9A)  
**Penalty Shots:** None  
**Shootouts:** 0/6

## PLAYOFF CAREER HIGHLIGHTS

**Most Goals in a Game:** 2 (4/11/08, WSH 5 vs PHI 4)  
**Most Assists in a Game:** 3 (4/15/09, WSH 3 vs NYR 4)  
**Most Points in a Game:** 3 (4/15/09, WSH 3 vs NYR 4, 3A)

## DID YOU KNOW?

Mike Green and Detroit's Nicklas Lidstrom are the only two active defensemen to have recorded a 70-point season.



# MIKE GREEN

A two-time member of the NHL First All-Star Team and a two-time Norris Trophy runner-up ... Joins Nicklas Lidstrom and Scott Niedermayer as the only defensemen named to two First All-Star Teams since the 2004-05 work stoppage ... With Alex Ovechkin, the only teammates to repeat on the First All-Star Team since Paul Coffey and Wayne Gretzky (1984-85, '85-86) ... Has 15 more goals than any other NHL defensemen in the last four seasons ... One of two active defensemen with a 70-point season (Nicklas Lidstrom).

## 2010-11

Despite missing 33 games, still finished third on Washington in points amongst defensemen and second in goals ... Finished third among defensemen in shots (115) ... Led the team in time on ice (25:11) ... Ranked sixth on the team in hits (100) ... Missed 26 of the last 28 games due to injury ... Named an alternate captain in his first NHL All-Star Game and had two assists ... Led the team in ice time in 38 of his 49 games, surpassing 30 minutes six times ... Registered a six-game point streak (4g-6a) from 10/28-11/11 ... Had a season-high three points (1g-2a) on 10/30 in a 7-2 win at CGY ... Recorded 12 assists and 13 points on the road ... Had a five-game point streak (1g-4a) to start the playoffs ... Tied for second on the team in playoff assists (5) and led all defensemen in points (6).

## Career

**2009-10:** Runner-up for the Norris Trophy for the second year in a row ... Named to the NHL First-All-Star Team ... One of three finalists for the NHL Foundation Award for community service efforts ... Became the 13th defenseman (third active) with consecutive 70-point seasons and the seventh to do it before turning 25 ... Played in 75 games and led NHL defensemen with 76 points, 56 assists, and 19 goals (career highs in points and assists) ... His point total was the most by Capitals defenseman since 1992-93 (Kevin Hatcher, 79 points, 34g-45a) ... Second among NHL defensemen (trailing only Jeff Schultz) and third in the league at +39, the third highest plus/minus rating in team history ... Led NHL defensemen with 35 power-play points, 25 power-play assists, and 10 PPG ... Registered career-high nine-game point streak (10/12—11/1, 2g-9a) ... Recorded his second nine-game point streak (3g-9a) from 1/2—1/19. **2008-09:** Finished second in the voting for the Norris Trophy and was the top vote-getter among defensemen on the NHL First All-Star Team ... Third on the team in goals (31) and fourth in points (73) and assists (42) ... Led all defensemen and ranked seventh in the NHL (minimum 20 GP) with 1.07 points per game ... Had the most goals by an NHL defenseman since former Capital Kevin Hatcher had 34 in 1992-93 ... Had the most points by an NHL defenseman since 2005-06 (Nicklas Lidstrom, 80) ... Point total ranked fourth in Capitals history for a defenseman ... Just the seventh defenseman in NHL history to score 30 goals in a season and the first to do it while playing fewer than 70 games ... At 23, the youngest defenseman with 30 goals since Paul Coffey in 1983-84 ... His eight-game goal streak (1/27—2/14) set an NHL record for a defenseman and matched the longest streak in the NHL since 1997-98 (Teemu Selanne, 11 games) ... Finished second on the team with a +24 rating ... Led the team and ranked seventh in the league in ice time (25:45) ... Fourth in the league with 18 PPGs, the Capitals record (and one shy of the NHL record) for PPGs by a defenseman ... His 1.07 points per game were the most by a defenseman since 1994-95 (Paul Coffey, 1.29) ... Voted the league's top defenseman by a panel of reporters assembled by USA Today ... Named to the Sporting News' All-NHL team by a vote of league coaches and executives ... Finished second among all NHL players in February scoring (20 points in 13 GP); named the NHL's Second Star of the month ... Played in all 14 Stanley Cup playoff games against NYR and PIT, recording nine points (1g-8a) ... Tied for fifth among NHL defensemen with nine points through two rounds. **2007-08:** Was one of four Capitals to play in every game ... Finished first among Caps defensemen, third on the team and seventh among NHL defensemen in scoring ... Paced NHL defensemen and ranked fourth on the team with 18 goals ... The youngest defenseman (22) to lead

the NHL in goals in 25 years, since Paul Coffey ... With Alex Ovechkin, part of the first pair of teammates to lead the NHL in overall goals and goals by a defenseman since Mario Lemieux and Coffey in 1988-89 ... Named a Sporting News First-Team All-Star in a vote of his peers ... Finished seventh in the voting for the Norris Trophy ... Second on the team and third among NHL defensemen with 234 shots ... Averaged team-high 23:38 TOI, including leading the team in ice time in 33 of the team's final 53 games ... Tied for second with four GWGs ... Established the Caps single-season record for OT goals (3) and the Caps career record for OT goals by a defenseman (3) ... Recorded the most points for a Caps defenseman since Sergei Gonchar's 49 in 2003-04 and the most goals since Gonchar had 18 in 2002-03 ... Played in his 100th NHL game vs. TB (10/24) ... Played in all seven ECQF games against PHI, recording seven points (3g-4a) and 15 PIM ... Shared the league lead in goals and points by a defenseman in the first round ... Led the team and ranked fifth among NHL skaters in first-round ice time (26:58). **2006-07:** Tied for fourth in points among defensemen ... Was the lone rookie defenseman on the Eastern Conference NHL YoungStars team, posting three assists and a +2 rating ... Played in 12 regular-season games for Hershey (AHL) with three goals and five assists ... Led all defensemen and tied for 16th in the league in playoff scoring ... Tied for second on Hershey in playoff goals and tied for third in playoff points. **2005-06:** Made his NHL debut on his 20th birthday, 10/12 at CAR ... Recorded his first career goal, Washington's first of the game, in a 4-1 win vs. TOR (2/3) ... Named to the AHL All-Rookie Team for his efforts in Hershey, the first Capitals prospect ever to earn that honor ... Led AHL rookie defensemen and ranked 11th among all AHL defensemen with 43 points (9g-34a) in 56 games ... Finished seventh on Hershey in scoring ... Was named the CCM Vector AHL Player of the Week for the week ending 4/16 ... Played all 21 games in Hershey's run to the Calder Cup ... Recorded 18 points in the playoffs (3g-15a), which ranked 11th among AHL players, second among rookies and second among defensemen ... Led Hershey defensemen in playoff scoring and was fourth on the team.

## International Career

**2008:** Represented Canada in the 2008 World Championship and led the tournament in scoring by a defenseman with 12 points (4g-8a) ... Helped guide Canada to a second-place finish ... Was named to the all-tournament team.

## Junior Career

Had 172 points (37g-135a) in his 267-game WHL career. **2004-05:** Played in 67 games for Saskatoon (WHL), where he led all defensemen and finished tied for 19th in the league in scoring with 66 points (14g-52a) ... Made the WHL East First All-Star Team ... His 52 assists were tied for third in the league and his plus/minus rating of +36 was tied for fourth in the league.

## NHL Transactions

Selected by Washington in the first round, 29th overall, in the 2004 Entry Draft.

## Personal

Favorite athletes are Chris Cooley of the Redskins and Ryan Zimmerman of the Nationals ... Launched Green's Gang in 2008, in which he purchases seven season tickets to Capitals home games and donates them to area youth through Most Valuable Kids ... Worked with DC101 morning show host Elliot Segal of Elliot in the Morning to create So Kids Can in 2008, a charity that has raised more than \$160,000 in its first three years ... Has "adopted" local families the past four Christmases, personally delivering presents he purchased for the families on Christmas Day ... Visited Powell Elementary School three times during the 2010-11 season, working with the students to help build a garden at the school in partnership with the USDA ... Brought Powell Elementary students to play street hockey with him at The White House in March, 2011, for the launch of the NHL's partnership with First Lady Michelle Obama's Let's Move Campaign.





# JEFF HALPERN

# 15

Center • Height: 6'0" • Weight: 200 • Shoots: Right  
 Born: May 3, 1976 (Washington, D.C.)  
 Acquired: Signed as a free agent, July 1, 2011

## vs. the NHL

	GP	G	A	P	PIM
ANA	26	2	3	5	21
BOS	35	6	7	13	29
BUF	30	8	4	12	16
CGY	15	2	4	6	16
CAR	46	15	13	28	32
CHI	17	1	4	5	10
COL	19	7	5	12	21
CBJ	17	2	10	12	8
DAL	13	2	0	2	4
DET	17	2	4	6	6
EDM	16	3	3	6	18
FLA	43	7	13	20	14
LA	25	4	6	10	19
MIN	14	2	7	9	10
MTL	30	5	9	14	28
NSH	16	3	1	4	10
NYI	36	8	11	19	16
NYR	32	9	10	19	42
OTT	31	4	3	7	37
PHI	34	4	9	13	26
PHX	24	2	4	6	23
PIT	36	11	10	21	22
SJS	24	2	4	6	18
STL	17	3	4	7	6
TB	34	9	10	19	23
TOR	33	6	9	15	38
VAN	17	0	5	5	12
WSH	15	2	1	3	8
WPG	48	6	16	22	26

## Playoffs vs. the NHL

	GP	G	A	P	PIM
BOS	4	1	0	1	0
PIT	11	4	4	8	17
TB	6	0	1	1	2
VAN	13	2	1	3	8

## CAREER STATISTICS

CAREER STATISTICS			Regular Season											Playoffs				
Year	Team	League	GP	G	A	Pts	PIM	+/-	PP	SH	GW	S	GP	G	A	Pts	PIM	
1995-96	Princeton	ECAC	30	3	11	14	30	-	-	-	-	-	-	-	-	-	-	
1996-97	Princeton	ECAC	33	7	24	31	35	-	-	-	-	-	-	-	-	-	-	
1997-98	Princeton	ECAC	36	28	25	53	46	-	-	-	-	-	-	-	-	-	-	
1998-99	Portland Pirates	AHL	6	2	1	3	4	-1	-	-	-	-	-	-	-	-	-	
	Princeton	ECAC	33	22	22	44	32	-	-	-	-	-	-	-	-	-	-	
1999-00	CAPITALS	NHL	79	18	11	29	39	21	4	4	1	108	5	2	1	3	0	
2000-01	CAPITALS	NHL	80	21	21	42	60	13	2	1	5	110	6	2	3	5	17	
2001-02	CAPITALS	NHL	48	5	14	19	29	-9	0	0	4	74	-	-	-	-	-	
2002-03	CAPITALS	NHL	82	13	21	34	88	6	1	2	2	126	6	0	1	1	2	
2003-04	CAPITALS	NHL	79	19	27	46	56	-21	7	0	2	114	-	-	-	-	-	
2004-05	Kloten	Swiss-A	9	7	4	11	6	-	-	-	-	-	-	-	-	-	-	
	Ajoie	Swiss-B	15	5	12	17	54	-	-	-	-	-	-	-	-	-	-	
2005-06	CAPITALS	NHL	70	11	33	44	79	-8	6	0	1	151	-	-	-	-	-	
2006-07	Dallas	NHL	76	8	17	25	78	-7	1	0	4	106	7	2	1	3	4	
2007-08	Dallas	NHL	64	10	14	24	40	-2	1	1	0	86	-	-	-	-	-	
	Tampa Bay	NHL	19	10	8	18	14	2	3	0	2	46	-	-	-	-	-	
2008-09	Tampa Bay	NHL	52	7	9	16	32	-13	1	1	1	60	-	-	-	-	-	
2009-10	Tampa Bay	NHL	55	9	8	17	27	-13	2	0	1	65	-	-	-	-	-	
	Los Angeles	NHL	16	0	2	2	12	-1	0	0	0	6	6	0	0	0	4	
2010-11	Montreal	NHL	72	11	15	26	29	6	0	1	3	62	4	1	0	1	0	
CAPITALS TOTALS			438	87	127	214	351	2	20	7	15	683	17	4	5	9	19	
NHL TOTALS			792	142	200	342	583	-26	28	10	26	1,114	34	7	6	13	27	

ECAC Second All-Star Team (1998, 1999)

## CAREER HIGHLIGHTS

**First NHL Game:** 10/2/99 (WSH 3 at FLA 4)  
**First NHL Goal:** 10/19/99 (WSH 1 vs ANA 7)  
**First NHL Assist:** 10/16/99 (WSH 2 vs SJ 3)  
**Most Goals in a Game:** 2 (9 times, last: 12/18/09, TB 6 at STL 3)  
**Most Assists in a Game:** 3 (3 times, last: 12/23/05, WSH 4 vs MTL 2)  
**Most Points in a Game:** 3 (8 times, last: 3/25/08, FLA 1 vs TB 3, 1g-2a)  
**Most Shots in a Game:** 7 (12/18/05, WSH 2 vs FLA 3)  
**Most PIM in a Game:** 19 (1/26/03, WSH 7 vs NYR 2)  
**Most Ice Time in a Game:** 34:40 (12/3/02, WSH 4 at PIT 1)  
**Longest Assist Streak:** 3 (12 times, last: 10/27/10-10/30/10)  
**Longest Point Streak:** 5 (2 times, last: 4/9/08-2/19/08, 5g-4a)

## CAREER PLAYOFF HIGHLIGHTS

**Most Goals in a Game:** 1 (7 times, last: 4/23/11 MTL 1 at BOS 2 OT)  
**Most Assists in a Game:** 1 (6 times, last: 4/23/07 DAL 1 at VAN 4)  
**Most Points in a Game:** 2 (3 times, last: 4/23/01 WSH 3 at PIT 4 OT, 1g-1a)

## DID YOU KNOW?

Jeff Halpern originally signed with Washington as an undrafted free agent March 29, 1999, and made the NHL club as a rookie in 1999-2000. He captained the Capitals during the 2005-06 season.



# JEFF HALPERN

Ranks 33rd all-time with 214 points, tied with Nicklas Backstrom for 27th all-time in goals (87) and tied for 24th on the all-time assists list in Capitals history (127) ... Has played in 438 games with Washington, 25th all-time.

## 2010-11

Logged the second-most shorthanded minutes (2:20) per-game amongst Canadiens forwards and helped lead the team's penalty kill unit which ranked seventh in the NHL ... Finished second on the team in faceoff percentage (56.9%) ... Scored the game-winning goal and was named the 2nd star of the game on 11/20 vs. TOR ... Had two assists on 11/22 at PHI ... Scored the winning goal on 12/7 vs. OTT ... Recorded two points (1g-1a) on 1/17 vs. CGY ... Posted a two-point night (1-1-2) with a +2 plus/minus rating on 2/24 vs. TOR ... Collected his 200th career NHL assist on 3/29 vs. ATL ... Tallied his first playoff goal with the Canadiens on 4/23 at BOS.

## Career

**2009-10:** Scored the game winning goal and was named the first star of the game on 12/18 at STL ... Scored a career high of two goals in a game on 12/18 at STL ... Scored a point in four consecutive games from 1/12-1/18 (2G-2A). Played in 52 games for TB and finished with 16 games for LAK. **2008-09:** Appeared in 52 games for TB ... Recorded seven goals, nine assists, 16 points, and 32 penalty minutes ... Scored the game-winning goal on 1/21 vs. BUF. **2007-08:** Appeared in 64 games with DAL before being traded to TB for 19 games ... Had 10 goals, 14 assists, 24 points, and 40 penalty minutes with DAL ... Finished the season with 10 goals, eight assists, 18 points and 14 penalty minutes with TB ... Scored the game winning goal on both 3/25 vs. FLA and 3/29 vs. CAR ... He was chosen as first star on 3/25 and second star on 3/29 ... Went five consecutive games with eight points from 3/9-3/19 (4G-4A) ... Had two points his first game with TB on 2/27 (1G-1A) and was selected as first star selection of the game. **2006-07:** Played 76 games for DAL had eight goals, 17 assists, 25 points, and 78 penalty minutes ... Went to the playoffs and scored two goals, one game-winning, and had one assist ... Scored the game-winning goal on 10/28 which was also his first of the season ... Scored three more game-winning goals on 11/22, 12/21, and 12/27, was a star selection for each game ... Had five multi-point games for the season. **2005-06:** Played in 70 games for the Capitals ... Had 11 goals, 33 assists, 44 points, and 79 penalty minutes for the season ... On 4/18 netted two goals for Washington, an assist by teammate Alex Ovechkin and scored his second, an unassisted goal 12 seconds into the second period, to take a 2-0 lead at TB ... Had five consecutive games with a point from 11/19-11/27 ... Had three assists the first game of the season on 10/5 vs. CBJ and was the third star selection of the game ... Had three games with a goal in a row vs. CAR from 3/3-3/7. **2003-04:** Played in 79 games for Washington ... had 19 goals, 27 assists, 46 points, and 56 penalty minutes ... Had 12 multi-point games in the season ... Scored two game-winning goals on 12/11 vs. BOS and 1/18 vs. PIT ... Had a goal and an assist the first game of the season on 10/9 vs. NYI. **2002-03:** Played 82 games for Washington and had 13 goals, 21 assists, 34 points,

and 88 penalty minutes ... Played in six playoff games for Washington recording one assist ... Scored two game-winning goals on 3/4 at BUF and on 4/5 vs. PIT ... Had eight multi-point games, one multi-goal game, and three multi-assist games for the season. **2001-02:** Played in 48 games for Washington ... Scored five goals, 14 assists, 19 points and 29 penalty minutes ... Scored four game-winning goals during the season. **2001-01:** Played in 80 games for Washington his second year ... Scored the most goals of his career (21), 21 assists, 42 points, and 60 penalty minutes ... Made it to the playoffs for the second time of his professional career and played in 6 games ... Had two goals, three assists, and 17 penalty minutes in the six games vs. PIT ... Had five game-winning goals during the season and one game-winning goal in the playoffs ... Had seven multi-point games, three multi-goal games, and two multi-assist games during the regular season. **1999-00:** Made his NHL debut on 10/2 at FLA ... Played in 79 games for Washington ... Scored 18 goals, 11 assists, 29 points, and 39 penalty minutes during the season ... Made it to the playoffs his rookie year and played in five games, netting two goals and had one assist in the games vs. PIT ... The 4/19 game vs. PIT he scored one game-winning goal and one assist ... Had two multi-goal games and five multi-point games during the regular season ... Scored his first NHL goal on 10/19 vs. ANA.

## Junior/College Career

**1998-99:** Made his AHL debut with Portland Pirates and played in six games ... Had two goals and one assist for the year ... Played in his fourth and final year for Princeton ... Played in 33 games and had 22 goals and 22 assists for the year ... Played for the ECAC Second All-Star Team ... **1997-98:** Played 36 games for Princeton tallying 28 goals, 25 assists, and 46 penalty minutes, his most in his ECAC career. **1996-97:** Played 33 games his second year at Princeton ... Had seven goals, 24 assists, and 31 points ... Tallied 35 penalty minutes. **1995-96:** Played 30 games in his first year at Princeton ... Scored three goals, had 11 assists, and racked up 30 penalty minutes.

## NHL Transactions

Signed as a free agent by Washington, March 29, 1999. Signed as a free agent by Ajoie (Swiss-2), October 8, 2004. Signed as a free agent by Kloten (Swiss), December 30, 2004. Signed as a free agent by DAL, July 5, 2006. Traded to TB by DAL with Mike Smith, Jussi Jokinen and DAL' 4th round choice in 2009 Entry Draft for Brad Richards and Johan Holmqvist, February 26, 2008 ... Traded to LA by TB for Teddy Purcell and FLA's 3rd round choice in 2010 Entry Draft, March 3, 2010 ... Signed as a free agent by MTL, September 7, 2010 ... Signed as a free agent by Washington, July 1, 2011.

## Personal

Lists his father, Mel, as his biggest hockey influence ... Born in Washington, D.C., was a fan of the Capitals and players Dale Hunter and Rod Langway.



# ROMAN HAMRLIK

# 44

Defense • Height: 6'2" • Weight: 206 • Shoots: Left

Born: April 12, 1974 (Zlin, Czech Republic)

Drafted: Tampa Bay's first-round choice, 1st overall, in the 1992 Entry Draft

Acquired: Signed as a free agent, July 1, 2011

## vs. the NHL

	GP	G	A	P	PIM
ANA	34	3	11	14	30
BOS	62	9	17	26	90
BUF	65	6	24	30	54
CGY	33	5	15	20	36
CAR	54	5	20	25	48
CHI	37	7	17	24	38
COL	49	7	23	30	63
CBJ	16	0	3	3	18
DAL	38	1	16	17	32
DET	38	5	6	11	42
EDM	32	5	15	20	47
FLA	57	8	19	27	83
LA	31	1	16	17	24
MIN	21	0	9	9	10
MTL	35	6	16	22	28
NSH	24	0	8	8	38
NYI	39	3	22	25	46
NYR	64	7	24	31	48
OTT	64	9	21	30	42
PHI	62	11	17	28	95
PHX	37	6	18	24	30
PIT	56	9	25	34	58
SJ	36	3	11	14	44
STL	39	7	11	18	28
TB	36	4	11	15	34
TOR	59	4	15	19	52
VAN	41	6	22	28	52
WSH	55	7	12	19	90
WPG	32	5	9	14	22

## Playoffs vs. the NHL

	GP	G	A	P	PIM
ANA	7	0	2	2	2
BOS	18	1	5	6	14
COL	7	0	5	5	8
DAL	13	0	2	2	10
DET	6	0	1	1	8
OTT	5	0	2	2	2
PHI	15	0	4	4	15
PIT	7	0	3	3	4
TB	5	0	1	1	2
TOR	7	1	6	7	6
WSH	7	0	3	3	2

## CAREER STATISTICS

CAREER STATISTICS			Regular Season											Playoffs				
Year	Team	League	GP	G	A	Pts	PIM	+/-	PP	SH	GW	S	GP	G	A	Pts	PIM	
1992-93	Tampa Bay	NHL	67	6	15	21	71	-21	1	0	1	113	-	-	-	-	-	
1993-94	Tampa Bay	NHL	64	3	18	21	135	-14	0	0	0	158	-	-	-	-	-	
1994-95	Tampa Bay	NHL	48	12	11	23	86	-18	7	1	2	134	-	-	-	-	-	
1995-96	Tampa Bay	NHL	82	16	49	65	103	-24	12	0	2	281	5	0	1	1	4	
1996-97	Tampa Bay	NHL	79	12	28	40	57	-29	6	0	0	238	-	-	-	-	-	
1997-98	Tampa Bay	NHL	37	3	12	15	22	-18	1	0	0	86	-	-	-	-	-	
	Edmonton	NHL	41	6	20	26	48	3	4	1	3	112	12	0	6	6	12	
1998-99	Edmonton	NHL	75	8	24	32	70	9	3	0	0	172	3	0	0	0	2	
1999-00	Edmonton	NHL	80	8	37	45	68	1	5	0	0	180	5	0	1	1	4	
	Zlin ZPS HC	Czech.	6	0	3	3	4	-	-	-	-	-	-	-	-	-	-	
2000-01	NY Islanders	NHL	76	16	30	46	92	-20	5	1	4	232	-	-	-	-	-	
2001-02	NY Islanders	NHL	70	11	26	37	78	7	4	1	1	169	7	1	6	7	6	
2002-03	NY Islanders	NHL	73	9	32	41	87	21	3	0	2	151	5	0	2	2	2	
2003-04	NY Islanders	NHL	81	7	22	29	68	2	2	0	2	182	5	0	1	1	2	
2004-05	Zlin ZPS HC	Czech.	45	2	14	16	70	16	-	-	-	-	17	1	3	4	24	
2005-06	Calgary	NHL	51	7	19	26	56	8	1	1	0	89	7	0	2	2	2	
2006-07	Calgary	NHL	75	7	31	38	88	22	1	0	1	125	6	0	1	1	8	
2007-08	Montreal	WHL	77	5	21	26	38	7	3	0	3	129	12	1	2	3	8	
2008-09	Montreal	NHL	81	6	27	33	62	4	0	0	0	143	4	0	0	0	2	
2009-10	Montreal	NHL	75	6	20	26	56	-2	2	0	1	100	19	0	9	9	15	
2010-11	Montreal	NHL	79	5	29	34	81	6	2	0	0	129	7	0	3	3	6	
NHL TOTALS			1311	153	471	624	1366	-62	62	5	22	2,923	97	2	34	36	73	

EJC-A All-Star Team (1992) • NHL All-Star Game (1996, 1999, 2003)

## CAREER HIGHLIGHTS

**First NHL Game:** (10/1/97, TB vs CAR)

**First NHL Goal:** (11/11/97, TB at PHX)

**First NHL Assist:** (10/1/97, TB vs CAR)

**Most Goals in a Game:** 2 (7 times, last: 3/23/06, CGY 7 at STL 2)

**Most Assists in a Game:** 3 (2 times, last: 1/7/09, MTL 6 at NYR 3)

**Most Points in a Game:** 4 (1/25/00, EDM at VAN, 1G-3A)

**Most Shots in a Game:** 9 (2 times, last: 3/23/04, NYI 3 vs WSH 0)

**Most PIM in a Game:** 17 (10/26/02, NYI vs PHI)

**Most Ice Time in a Game:** 35:17 (1/30/03, MTL 1 at NYI 3)

**Longest Assist Streak:** 6 (1/7/01-1/19/01, 6A)

**Longest Point Streak:** 6 ( 2 times, last: 2/16/01-2/27/01, 3G-6A)

## CAREER PLAYOFF HIGHLIGHTS

**Most Goals in a Game:** 1 (2 times, last: 4/12/08, MTL 3 vs. BOS 2 OT)

**Most Assists in a Game:** 2 (6 times, last: 5/20/10, MTL 5 vs PHI 1)

**Most Points in a Game:** 2 (6 times, last: 5/20/10, MTL 5 vs PHI 1, 2A)

## DID YOU KNOW?

Roman Hamrlik enters the 2011-12 season having played in 1,311 career NHL games. That ranks second all-time among players born in the Czech Republic, trailing only Bobby Holik (1,314).





# ROMAN HAMRLIK

Has played the second-most games (1,311) and ranks fourth in goals (153), assists (471) and points (624) amongst active NHL defensemen ... Enters the 2011-12 season having played in the second-most NHL games all-time among players born in the Czech Republic, trailing only Bobby Holik (1,314) ... One of only two Czech players (Patrik Stefan, ATL, 1999) in NHL history drafted first overall in the NHL Entry Draft.

## 2010-11

Finished fourth in the NHL with 192 blocked shots ... Tied for fifth on the team at +14 ... Had a three-game assist streak (2/12-17), posting four assists ... Registered two helpers and four blocked shots on 2/24 vs. TOR ... Tallied two assists on 2/26 vs. CAR ... Led the team in Feb. in points (9) assists (9, led the NHL defensemen) and blocked shots (35) ... Was +3 with seven blocked shots on 3/12 at PIT ... Played his 1,300th career NHL game on 3/17 vs. TB ... Recorded an assist and a +4 rating on 3/20 at MIN ... Was awarded the Jacques Beauchamp-Molson Trophy for the 2010-11 season ... In March, led the team with 47 blocked shots and tied with a +5 rating.

## Career

**2009-10:** Played in 75 games for MTL ... He had six goals, 20 assists, 26 points, and 56 penalty minutes ... Scored game-winning goal on 10/26 and named the third star of the game vs. NYI ... Four consecutive games with an assist from 1/7-1/16 ... Had five multi-point games for the season ... Got an assist the first game of the season on 10/3 at BUF. **2008-09:** Played in 81 games for MTL tallying six goals, 27 assists, 33 points, and 62 penalty minutes ... Had a season high of shots (7) on the first game of the season ... Had two goals in his first three games of the season ... First star selection on 2/3 vs. PIT with one goal and one assist ... Took 142 shots on goal this season. **2007-08:** Played 77 games in his first year with MTL ... Scored five goals, had 21 assists, tallying 26 points, and racking up 38 penalty minutes ... Went to the playoffs and played in 12 games with one goal, two assists, and eight penalty minutes ... On 10/20 had three points with one goal and two assists, he was selected as first star of the game ... Had two points on 11/17 vs. BOS with an assist and a game-winning goal earning himself the second star of the game ... Took one shot on goal and scored the game-winning goal on 3/15 vs. NYI and selected as third star of the game. **2006-07:** Played 75 games his last season with CGY ... Had seven goals, 31 assists, 38 points, and 88 penalty minutes ... Had two points on 11/28 with one goal and one assist, he was selected as first star of the game ... Had one assist and eight penalty minutes in six playoff games for the season. **2005-06:** Played 51 games his first season with CGY ... Had seven goals, 19 assists, 26 points, and 56 penalty minutes ... Played in 7 playoff games for the postseason and had two assists ... Had three points on 1/29 at CHI with one goal and two assists and selected as first star of the game ... Scored two goals on 3/23 at STL and was selected as first star of the game ... Had five multi-point games, three multi-assist games, and one multi-point game for the season. **2003-04:** Skated in 81 games in his final season with NYI ... Had seven goals, 22 assists, 29 points, and 68 penalty minutes ... Played in five playoff games and had one assist, one point, and two penalty minutes ... On 3/31 vs. MTL had three points (2G-1A) and was first star selection of the game ... Scored game-winning goal and had an assist vs. OTT on 1/19 and was first star selection. **2002-03:** In his third year with NYI he played in 73 games, had nine goals, 32 assists, 41 points, and 87 penalty minutes ... Played five games in the postseason with two assists ... Scored two game-winning goals for the regular season on 12/30 vs. FLA and 1/24 at PHI ... Had six multi-point games, five multi-assist games, and one multi-point game ... Played in the

NHL All-Star Team. **2001-02:** Played in 70 games with 11 goals, 26 assists, 37 points, and 78 penalty minutes ... Went to the playoffs and played in seven games with one goal, six assists, seven points, and six penalty minutes ... 10 multi-point games of the regular season and two multi-point games during the playoffs ... Scored his first multi-goal game of the season on 3/10 vs. ATL, he also scored the game-winning goal. **2000-01:** Played his first year with NYI, had 16 goals, 30 assists, 46 points, and 92 penalty minutes ... Scored four game-winning goals of the season ... Had 12 multi-point games, four multi-assist games, and one multi-point game ... His first game with NYI he scored two points (1G-1A). **1999-00:** Split the season between Czech and EDM ... Played 80 regular season games and five playoff games with EDM ... He had eight goals 37 assists, 45 points, and 68 penalty minutes his final season with EDM ... He had one assist and one point during the playoffs ... He had eight multi-point games and seven multi-assist games ... On 1/25 at VAN he tallied four points with one goal and three assists. **1998-99:** In his second year at EDM he put up eight goals, 24 assists, 32 points, and 70 penalty minutes ... He appeared in three playoff games that season with two penalty minutes ... From 10/20-28 had four consecutive games with at least one point ... Played in the NHL All-Star Game. **1997-98:** Split his last season with TB and his first season with EDM ... Played in 31 games for TB and finished the season with 41 games at EDM ... Got an assist on his first and last game with TB and his first game at EDM ... Scored three game-winning goals with EDM ... From 3/30-4/9 had five consecutive games with a point ... Played in 12 playoff games with EDM and had six assists and 12 penalty minutes. **1996-97:** Played 79 games in his fifth season with TB ... Had 12 goals, 28 assists, 40 points, and 57 penalty minutes. **1995-96:** Had career high set for games played (82), goals (16), assists (49), points (65), had 103 penalty minutes ... Made it to the playoffs for the first time in his NHL career ... Played in the NHL All-Star Game. **1994-95:** Split the season between Czech (two games) and TB (48 games) ... Had 12 goals, 11 assists, 23 points, and 86 penalty minutes. **1993-94:** In his second year for TB played 64 games, had three goals, 18 assists, 21 points, and a career high 135 penalty minutes. **1992-93:** Split the season between ATL Knights (IHL) and made his NHL debut with TB ... He played two games with ATL and 67 with TB ... As a rookie he had six goals, 15 assists, 21 points, and 71 penalty minutes.

## International Career

Has represented the Czech Republic in the World Junior Championship (1992), the World Championship (1994, 2004) the World Cup (1996, 2004) and the Olympics (1998, 2002) ... **2008:** Recorded a goal and two penalty minutes in six games as the Czech Republic won the gold medal at the Winter Olympics in Nagano, Japan.

## NHL Transactions

Traded to EDM by TB with Paul Comrie for Bryan Marchment, Steve Kelly and Jason Bonsignore, December 30, 1997 ... Traded to NY Islanders by EDM for Eric Brewer, Josh Green and NY Islanders' second-round choice in the 2000 Entry Draft, June 24, 2000 ... Signed as a free agent by Zlin (CzRep), August 4, 2004 ... Signed as a free agent by CGY, August 14, 2005 ... Signed as a free agent by MTL, July 2, 2007 ... Signed as a free agent by Washington, July 1, 2011.

## Personal

Has an older brother, Martin Hamrlik, who was drafted by Hartford in 1991 and currently plays for HC Zlin in the Czech Republic.



# MATT HENDRICKS

# 26

Center/Wing • Height: 6'0" • Weight: 211 • Shoots: Left

Born: June 17, 1981 (Blaine, Minn.)

Acquired: Signed as a free agent, Sept. 27, 2010

Drafted: Nashville's fifth-round choice, 131st overall, in the 2000 Entry Draft

## vs. the NHL

	GP	G	A	P	PIM
ANA	6	0	3	3	25
BOS	5	0	2	2	12
BUF	4	0	2	2	2
CGY	4	0	1	1	13
CAR	8	2	0	2	4
CHI	5	1	1	2	12
COL	1	1	0	1	0
CBJ	4	0	0	0	2
DAL	3	0	2	2	15
DET	5	0	1	1	4
EDM	4	1	0	1	2
FLA	8	2	2	4	14
LA	4	1	0	1	0
MIN	6	2	0	2	0
MTL	5	0	1	1	4
NSH	2	0	0	0	0
NJ	4	0	0	0	19
NYI	5	1	0	1	5
NYR	4	2	1	3	16
PHX	3	0	1	1	0
PIT	3	0	1	1	7
SJ	5	0	0	0	2
STL	5	1	1	2	7
TB	8	0	1	1	18
TOR	4	1	1	2	10
VAN	6	2	0	2	0
WSH	1	0	0	0	0
WPG	7	1	0	1	4

## Playoffs vs. the NHL

	GP	G	A	P	PIM
NYR	5	0	0	0	2
SJ	6	0	0	0	0
TB	2	0	0	0	2

## CAREER STATISTICS

### Regular Season

Year	Team	League	GP	G	A	Pts	PIM	+/-	PP	SH	GW	S	GP	G	A	Pts	PIM
1998-99	Blaine Bengals	High-MN	22	23	34	57	42	-	-	-	-	-	-	-	-	-	-
1999-00	Blaine Bengals	High-MN	21	23	30	53	28	-	-	-	-	-	-	-	-	-	-
2000-01	St. Cloud State	WCHA	37	3	9	12	23	-	-	-	-	-	-	-	-	-	-
2001-02	St. Cloud State	WCHA	42	19	20	39	74	-	-	-	-	-	-	-	-	-	-
2002-03	St. Cloud State	WCHA	37	18	18	36	64	-	-	-	-	-	-	-	-	-	-
2003-04	St. Cloud State	WCHA	36	13	11	24	32	-	-	-	-	-	-	-	-	-	-
	Milwaukee	AHL	1	0	0	0	2	-	-	-	-	-	-	-	-	-	-
2004-05	Lowell	AHL	15	1	2	3	10	-	-	-	-	-	-	-	-	-	-
	Florida	ECHL	54	24	26	50	94	-	-	-	-	-	4	0	0	0	4
2005-06	Rochester	AHL	56	13	14	27	84	-	-	-	-	-	-	-	-	-	-
2006-07	Hershey	AHL	65	18	26	44	105	-	-	-	-	-	19	8	4	12	18
2007-08	Providence	AHL	67	22	30	52	121	-	-	-	-	-	10	0	3	3	6
2008-09	Colorado	NHL	4	0	0	0	13	1	0	0	0	5	-	-	-	-	-
	Lake Erie	AHL	43	14	15	29	71	-	-	-	-	-	-	-	-	-	-
2009-10	Colorado	NHL	56	9	7	16	74	1	0	1	1	63	6	0	0	0	0
2010-11	CAPITALS	NHL	77	9	16	25	110	-2	1	0	3	113	7	0	0	0	4
NHL TOTALS			137	18	23	41	197	0	1	1	4	181	13	0	0	0	4

## CAREER HIGHLIGHTS

**First NHL Game:** 3/10/09 (COL 0 vs ATL 3)

**First NHL Goal:** 10/10/09 (COL 3 at CHI 4 SO, Huet)

**First NHL Assist:** 12/22/09 (COL 2 vs ANA 4)

**Most Shots in a Game:** 5 (3 times, last: 3/15/11, WSH 4 at MTL 2)

**Most PIM in a Game:** 14 (12/12/10, WSH 0 at NYR 7)

**Most Ice Time in a Game:** 16:24 (10/27/10, WSH 3 at CAR 0)

**Longest Goal Streak:** 2 (2 times, last: 1/22-26/11, 2G)

**Longest Assist Streak:** 2 (2 times, last: 3/3-7/11, 2A)

**Longest Point Streak:** 3 (12/21/09-12/26/09, 1G-2A)

**Penalty Shots:** None

**Shootouts:** 3/6

## DID YOU KNOW?

Matt Hendricks made the team in 2010-11 after signing a professional tryout agreement and appeared in a career-high 77 games.



# MATT HENDRICKS

## 2010-11

Tied for third on the team with three GWGs ... Set career highs in GP (77), assists (16), points (25) and PIMs (110) ... Tied for the team lead in shootout percentage (50%) and tied for second in shootout goals (2) ... Tied his career high for goals with his ninth of the season on 4/6 vs. FLA ... First on the team in PIM (110) ... Second on the team in hits (169) ... Signed a two-year extension with the Capitals on 2/23 ... Potted six out of his nine goals at Verizon Center ... The Caps went 6-2-1 when Hendricks scored a goal and 11-2-2 when he registered an assist.

## Career

**2009-10:** Spent his first full season in the NHL, appearing in 56 games for COL ... Ranked fifth on the team, third among forwards, with 92 hits ... Scored his first career goal 10/10 at CHI ... Had goals in back-to-back appearances (11/14 – 11/28) ... Posted a three-game points streak from 12/21 – 12/26 (1g-2a) ... Scored a goal and played a career-high 15:17 on 3/24 vs. LA. **2008-09:** Spent most of the season with the Lake Erie Monsters (AHL) but made his first NHL appearance and played four games for COL ... Played his NHL debut 3/10 vs. ATL ... Had 13 NHL PIM, including his first fighting major 3/25 vs. ANA ... Finished third in Lake Erie in scoring (14g-15a) despite playing only 43 games ... Ranked third on the team in goals and PIM (71). **2007-08:** Ranked fourth on the Providence Bruins (AHL) in scoring with 52 points (22g-30a) in 67 games ... Recorded 13 multiple-point games ... Added three assists in 10 playoff games. **2006-07:** Played

for Bruce Boudreau in Hershey (AHL) ... Ranked seventh on the team in scoring with 44 points (18g-26a) in 65 games ... Sixth on the team with 105 PIM ... Contributed eight goals (second on the team) and 12 points in 19 Calder Cup playoff games. **2005-06:** Recorded 27 points (13g-14a) in 56 games with Rochester (AHL). **2004-05:** Split his first full professional season between Lowell (AHL) and FLA (ECHL). **2003-04:** Made his professional debut with Milwaukee (AHL) after completing his college career.

## College Career

Played four years at St. Cloud State (WCHA), totaling 54 goals and 58 assists in 152 games ... Led the Huskies in goals as a junior with 18 ... Ranked third in goals (19) and fourth in points (39) as a sophomore.

## NHL Transactions

Selected by NSH in the fifth round, 131st overall, in the 2000 Entry Draft ... Signed as a free agent by BOS, July 9, 2007 ... Traded to COL by BOS for Johnny Boychuk, June 24, 2008 ... Signed by Washington, Sept. 27, 2010.

## Personal

Enjoys golfing and fishing ... Favorite athlete is Phil Mickelson ... First car was a 1978 Dodge pickup truck and his first job was working on a sod farm.





# BRADEN HOLTBY

# 70

Goaltender • Height: 6'2" • Weight: 203 • Shoots: Left  
 Born: September 16, 1989 (Lloydminster, Saskatchewan)  
 Drafted: Capitals' fourth-round choice, 93rd overall, in the 2008 Entry Draft

## vs. the NHL

	GP	Min	SO	W	L	OT	GAA	Sv%
BOS	1	10	0	1	0	0	0.00	1.000
BUF	1	64	0	0	0	0	2.81	.889
CAR	1	60	0	1	0	0	1.00	.976
CHI	1	64	0	1	0	0	2.82	.900
EDM	1	60	1	1	0	0	0.00	1.000
MTL	2	120	1	2	0	0	1.00	.955
NJ	1	59	0	0	1	0	5.06	.783
NYI	1	60	0	1	0	0	1.00	.960
NYR	1	65	0	0	0	0	0.92	.966
PHI	1	60	0	1	0	0	1.98	.920
TB	1	45	0	1	0	0	0.00	1.000
TOR	1	60	0	1	0	0	1.00	.972
WPG	1	9	0	0	1	0	19.74	.400

## CAREER STATISTICS

### Regular Season

Year	Team	League	GP	W	L	OT	MIN	GA	SO	GAA	SA	SPCT
2005-06	Saskatoon	WHL	1	0	1	0	59	4	0	4.07	53	.925
2006-07	Saskatoon	WHL	51	17	29	3	2725	146	0	3.21	1394	.895
2007-08	Saskatoon	WHL	64	25	29	0	3632	172	1	2.84	1875	.908
2008-09	Saskatoon	WHL	61	40	16	4	3571	156	6	2.62	1732	.910
2009-10	Hershey	AHL	37	24	8	2	2146	83	2	2.32	1000	.917
	South Carolina	ECHL	12	7	2	3	712	35	0	2.95	392	.911
<b>2010-11</b>	<b>CAPITALS</b>	<b>NHL</b>	<b>14</b>	<b>10</b>	<b>2</b>	<b>2</b>	<b>736</b>	<b>22</b>	<b>2</b>	<b>1.79</b>	<b>332</b>	<b>.934</b>
	Hershey	AHL	30	17	10	2	1785	68	5	2.29	845	.920
<b>NHL/CAPITALS TOTALS</b>			<b>14</b>	<b>10</b>	<b>2</b>	<b>2</b>	<b>736</b>	<b>22</b>	<b>2</b>	<b>1.79</b>	<b>332</b>	<b>.934</b>

### Playoffs

GP	W	L	Min	GAA
-	-	-	-	-
-	-	-	-	-
-	-	-	-	-
7	3	4	414	2.32
3	2	1	200	3.67
-	-	-	-	-
-	-	-	-	-
6	2	4	359	3.01
-	-	-	-	-

WHL First All-Star Team (2009) • AHL All-Star (2011) • ECHL All-Star (2010)

## CAREER HIGHLIGHTS

**First NHL Game:** 11/5/10 (WSH 3 vs. BOS 5)  
**First NHL Win:** 11/5/10 (WSH 3 vs. BOS 5)  
**First NHL Shutout:** 3/9/11 (WSH 5 vs. EDM 0, 22 saves)  
**Most Shots Faced in a Game:** 41 (3/11/11, WSH 2 vs. CAR 1)  
**Most Saves in a Game:** 40 (3/11/11, WSH 2 vs. CAR 1)  
**Longest Win Streak:** 6 (3/7/11-3/26/11)  
**Longest Losing Streak:** 2 (11/19/10-11/22/10)  
**Longest Winless Streak:** 6 (3/7/11-3/26/11)  
**Shootouts:** 1-1 record, 3 GA on 4 attempts

## DID YOU KNOW?

Braden Holtby became the first Caps rookie goaltender to be named NHL Player of the Week (First Star) since Jim Carey accomplished that feat during the 1994-95 season. Holtby and Carey are the only rookie goaltenders in Capitals history to be named Player of the Week.



# BRADEN HOLTBY

## 2010-11

Named NHL's First Star of the Week for the week ending 3/13, going 4-0-0 with a 1.05 goals-against average, .965 save percentage and one shutout ... Won his last five starts ... Recorded an 18-save shutout in an emergency start 3/26 at MTL ... His assist on Marcus Johansson's first period, power-play goal on 3/15 at MTL was the only assist for a Washington goaltender and the first since Jose Theodore assisted on an Alexander Semin power-play goal in a 5-4 overtime loss to OTT on 3/30/10 ... Set single-game career high with 40 saves 3/11 vs. CAR ... Made 22 saves for his first career shutout 3/9 vs. EDM ... Went 5-0-1 in five games from 1/20 to 3/11, stopping 170 of 174 shots (.978) ... Ranked tied for eighth in the AHL in goals-against average (2.29) and 11th in save percentage (.920) ... Tied for sixth in the league with five shutouts ... Was named to the Eastern Conference AHL All-Star Team but did not play.

## Career

**2009-10:** Dressed in five games as the Capitals' backup goaltender ... Split his first professional season between Hershey (AHL) and South CAR (ECHL) ... Played in the 2009-10 ECHL All-Star Game ... Led Hershey in wins with a 24-8-2 record ... Ranked fourth in the AHL, first among rookies, with a 2.32 goals-against average ... His .917 save percentage was 10th in the league and led all rookies ... Won nine games in a row from 12/12—1/9, holding opponents to one goal five times and two goals three times in that stretch ... Had a season-high 44 saves in a 5-3 win 3/17 at Binghamton ... Posted a 7-2-1-2 mark for South CAR ... Made three playoff starts for Hershey, winning two ... Both wins came in overtime.

## Junior Career


**2008-09:** Played 61 games for Saskatoon (WHL), ranking second in the league in wins (40) and tied for third in shutouts (six) ... Named the WHL's Eastern Conference Goaltender of the Year and was a finalist for WHL Goaltender of the Year ... Finished eighth in the WHL with a 2.62 GAA and finished seventh with a .910 save percentage ... Had a 10-game winning streak from 1/13—2/8 and a nine-game winning streak from 10/4—10/28 ... Registered 159 minutes of shutout hockey from 12/27—1/3, including back-to-back shutouts ... Finished the playoffs with a 2.32 GAA and a .912 save percentage ... Allowed only one goal in three of his seven playoff games ... Joined Hershey at the end of the Blades' season and was a backup for one game in the Calder Cup run. **2007-08:** Played in 64 games for Saskatoon ... Finished 15th in the WHL with a .908 save percentage while facing the second-most shots of any goaltender (1,875) ... Ranked fourth among North American goaltenders in the 2008 NHL Entry Draft by Central Scouting. **2006-07:** Led Saskatoon with 17 wins... Recorded a four-game winning streak (12/15—1/5)... Ranked second among rookie goaltenders in the WHL with a 3.21 GAA. **2005-06:** Stopped 49 shots in his debut with Saskatoon.

## NHL Transactions

Capitals' fourth-round choice, 93rd overall, in the 2008 Entry Draft.

## Personal

His father, Greg, was a goaltender for the Saskatoon Blades and the University of Saskatoon ... Favorite player as a kid was Patrick Roy ... A baseball and golf fan who roots for the Toronto Blue Jays and New York Mets ... Favorite athlete is Albert Pujols.



# MARCUS JOHANSSON

# 90

Center • Height: 6'1" • Weight: 205 • Shoots: Left

Born: October 6, 1990 (Landskrona, Sweden)

Drafted: Capitals' first-round choice, 24th overall, in the 2009 Entry Draft

## vs. the NHL

	GP	G	A	P	PIM
ANA	1	0	1	1	0
BOS	3	1	0	1	0
BUF	4	1	0	1	0
CAR	5	2	1	3	0
CHI	1	0	1	1	4
CBJ	1	0	0	0	0
DAL	1	0	0	0	0
DET	1	0	0	0	0
EDM	1	0	1	1	0
FLA	6	2	1	3	0
LA	1	0	0	0	0
MTL	3	2	0	2	2
NSH	1	0	0	0	2
NJ	4	0	1	1	0
NYI	3	0	1	1	0
NYR	3	0	1	1	0
OTT	4	0	0	0	0
PHI	3	2	2	4	0
PHX	1	1	0	1	0
PIT	4	1	2	3	0
SJ	2	0	0	0	0
STL	2	0	0	0	0
TB	5	0	2	2	2
TOR	3	0	0	0	0
VAN	1	1	0	1	0
WPG	5	0	0	0	0

## Playoffs vs. the NHL

	GP	G	A	P	PIM
NYR	5	2	2	4	0
TB	4	0	2	2	0

## CAREER STATISTICS

			Regular Season											Playoffs				
Year	Team	League	GP	G	A	Pts	PIM	+/-	PP	SH	GW	S		GP	G	A	Pts	PIM
2006-07	Farjestad U18	Sweden-U18	12	5	9	14	8	-	-	-	-	-		8	7	3	10	2
2007-08	Farjestad U18	Sweden-U18	24	12	26	38	16	-	-	-	-	-		8	4	8	12	0
	Skare BK	Sweden-3	19	2	10	12	10	-	-	-	-	-		-	-	-	-	-
	Farjestad	Sweden	-	-	-	-	-	-	-	-	-	-		3	0	0	0	0
2008-09	Farjestad U18	Sweden-U18	2	2	0	2	0	-	-	-	-	-		-	-	-	-	-
	Skare BK Karlstad	Sweden-3	5	5	5	10	0	-	-	-	-	-		-	-	-	-	-
	Farjestad	Sweden	45	5	5	10	10	-	-	-	-	-		6	0	0	0	0
	Sweden	WJC	6	2	0	2	0	-	-	-	-	-		-	-	-	-	-
2009-10	Farjestad	Sweden	42	10	10	20	10	-	-	-	-	-		-	-	-	-	-
	Sweden	WJC	5	1	5	6	29	-	-	-	-	-		-	-	-	-	-
2010-11	CAPITALS	NHL	69	13	14	27	10	2	2	1	2	102		9	2	4	6	0
NHL/CAPITALS TOTALS			69	13	14	27	10	2	2	1	2	102		9	2	4	6	0

## CAREER HIGHLIGHTS

**First NHL Game:** 10/8/10 (WSH 2 at ATL 4)

**First NHL Goal:** 10/19/10 (WSH 1 vs BOS 3, Thomas)

**First NHL Assist:** 11/26/10 (2) (WSH 6 vs TB 0)

**Most Goals in a Game:** 2 (2 times, last: 3/15/11, WSH 4 at MTL 2)

**Most Assists in a Game:** 2 (11/26/10, WSH 6 vs TB 0)

**Most Points in a Game:** 2 (4 times, last: 3/22/11, WSH 5 at PHI 4 SO)

**Most Shots in a Game:** 7 (3/13/11, WSH 4 vs CHI 3 OT)

**Most PIM in a Game:** 4 (3/13/11, WSH 4 vs CHI 3 OT)

**Most Ice Time in a Game:** 22:16 (1/16/11, WSH 3 vs. OTT 1)

**Longest Point Streak:** 4 (3/9/11-3/15/11, 2G-3A)

**Penalty Shots:** None

**Shootouts:** 0/1

## DID YOU KNOW?

Marcus Johansson was 10th among rookie forwards in short handed ice time during the regular season (81:31).





# MARCUS JOHANSSON

## 2010-11

Made his NHL debut 10/8 at ATL ... Was the youngest player on the Capitals' roster ... Scored first NHL goal 10/19 vs. BOS ... Recorded first two NHL assists 11/26 vs. TB ... Became the first Capitals rookie since Alex Ovechkin (2005-06) to score a SHG when he tallied on 2/6 vs. PIT ... Six of his 13 goals were the Caps' first of the game ... Recorded points in five of seven games (2g-3a) from 2/14 to 2/26 ... Registered his second career multi-goal game, including the game-winner, on 3/15 at MTL and was named First Star ... His best month was March when he tallied nine points (4g-5a) in 15 games ... Took a career-high seven shots on goal in a 4-3 overtime win vs. CHI on 3/13 ... Had points in seven of the last 17 games (4g, 5a) ... Made his NHL playoff debut in Game 1 of ECQF vs. NYR ... Tallied his first career playoff assist in Game 2 of ECQF ... Scored his first two postseason goals, skated 26:27, had four shots and was a +3 in Game 4 2OT win of ECQF vs. NYR ... Finished fifth among league rookies in playoff scoring with six points (2g-4a).

## Career

**2009-10:** Doubled his offensive numbers in his second full season in the Swedish Elite League, posting 10 goals and 10 assists in 42 games with Farjestad ... Tied for fourth on the team in goals and ranked sixth in assists ... Was named captain of Sweden at the World Junior Championship and won a bronze medal ... Tied for fifth on the team with

six points (1g-5a) in five games. **2008-09:** Helped Farjestad (SEL) to the regular-season and playoff championships, recording 10 points (5g-5a) in 45 games ... Averaged a goal per game in brief stints in Sweden's third division and junior ranks ... Won a silver medal with Sweden's World Junior Championship entry. **2007-08:** Split the season between Farjestad's junior team and Skare BK.

## International Career

Won two World Junior Championship medals with Sweden. **2010:** Captained Sweden to a bronze medal at the World Junior Championship, recording six points (1g-5a) in five games. **2009:** Scored two goals in six games and won a silver medal at the World Junior Championship.

## NHL Transactions

Selected by Washington in the second round, 58th overall, in the 2008 Entry Draft.

## Personal

Enjoys golfing ... Favorite athlete is Roger Federer ... Favorite subject in school was English ... Best hockey memory is winning the Swedish Elite League.



# D.J. KING

# 17

Left Wing • Height: 6'3" • Weight: 231 • Shoots: Left

Born: January 27, 1984 (Meadow Lake, Saskatchewan)

Drafted: St. Louis' sixth-round choice, 191st overall, in the 2002 Entry Draft

Acquired: From St. Louis for Stefan Della Rovere, July 28, 2010

## vs. the NHL

	GP	G	A	P	PIM
ANA	8	0	0	0	27
BOS	4	0	0	0	9
BUF	1	0	0	0	0
CGY	4	0	0	0	7
CAR	1	0	0	0	5
CHI	9	2	0	2	11
COL	4	0	1	1	5
CBJ	13	0	0	0	25
DAL	9	0	2	2	22
DET	4	0	2	2	4
EDM	6	0	0	0	5
LA	5	0	0	0	12
MIN	8	0	0	0	15
MTL	1	0	0	0	0
NSH	8	0	1	1	25
NYI	2	0	0	0	5
NYR	2	0	0	0	0
OTT	3	0	0	0	5
PHI	1	0	0	0	5
PHX	4	1	0	1	0
SJ	7	0	0	0	14
STL	1	0	1	1	0
TB	1	0	0	0	0
TOR	4	0	0	0	10
VAN	6	1	0	1	2

## CAREER STATISTICS

### Regular Season

Year	Team	League	GP	G	A	Pts	PIM	+/-	PP	SH	GW	S	GP	G	A	Pts	PIM
2001-02	Lethbridge	WHL	65	10	14	24	104	-	-	-	-	-	-	-	-	-	-
2002-03	Lethbridge	WHL	55	15	17	32	139	-	-	-	-	-	-	-	-	-	-
2003-04	Lethbridge	WHL	35	8	15	23	102	-	-	-	-	-	-	-	-	-	-
	Kelowna	WHL	28	5	2	7	80	-	-	-	-	-	17	1	6	7	16
2004-05	Worcester	AHL	74	6	8	14	178	-	-	-	-	-	-	-	-	-	-
2005-06	Peoria	AHL	67	5	6	11	160	-	-	-	-	-	2	0	0	0	2
	Alaska	ECHL	5	0	4	4	4	-	-	-	-	-	-	-	-	-	-
2006-07	St. Louis	NHL	27	1	1	2	52	-3	0	0	0	12	-	-	-	-	-
	Peoria	AHL	38	5	4	9	102	-	-	-	-	-	-	-	-	-	-
2007-08	St. Louis	NHL	61	3	3	6	100	-4	0	0	1	36	-	-	-	-	-
2008-09	St. Louis	NHL	1	0	1	1	0	E	0	0	0	0	-	-	-	-	-
2009-10	St. Louis	NHL	12	0	0	0	33	-4	0	0	0	5	-	-	-	-	-
	Peoria	AHL	10	0	1	1	13	-	-	-	-	-	-	-	-	-	-
2010-11	CAPITALS	NHL	16	0	2	2	30	-3	0	0	0	6	-	-	-	-	-
CAPITALS TOTALS			16	0	2	2	30	-3	0	0	0	6	-	-	-	-	-
NHL TOTALS			117	4	7	11	215	-14	0	0	1	59	-	-	-	-	-

### Playoffs

## CAREER HIGHLIGHTS

**First NHL Game:** 10/5/06 (STL 4 at SJ 5 OT)

**First NHL Goal:** 4/3/07 (STL 5 at PHX 2, Joseph)

**First NHL Assist:** 4/2/07 (STL 4 at DAL 2)

**Most Goals in a Game:** 1 (4 times, last: 3/23/08, STL 3 at CHI 4 OT)

**Most Assists in a Game:** 1 (7 times, last: 3/16/11, WSH 2 at DET 3)

**Most Points in a Game:** 1 (11 times, last: 3/16/11, WSH 2 at DET 3)

**Most Shots in a Game:** 3 (2 times, last: 12/4/07, STL 1 at CGY 3)

**Most PIM in a Game:** 7 (7 times, last: 4/6/08, STL 4 at CBJ 1)

**Most Ice Time in a Game:** 11:04 (4/1/08, STL 3 vs. NSH 4 OT)

**Longest Point Streak:** 2 (4/2/07-4/3/07, 1G-1A)

**Penalty Shots:** None

**Shootouts:** None

## DID YOU KNOW?

D.J. King had five penalty minutes in six of his 16 games last season.



# D.J. KING

## 2010-11

Skated 10 shifts totaling 7:47 of ice time and notched his second assist of the season on 3/16 at DET; It was the second-highest single-game ice time he has ever recorded ... Recorded exactly five penalty minutes in each month (Oct. - March) during the regular season ... Both of his assists came against Central Division opponents.

## Career

**2009-10:** Played 12 games with STL and 10 with Peoria (AHL) ... Began the year in Peoria, appearing in five games and recording an assist ... Broke a finger in his first NHL game of the season, 10/24 vs. DAL, and missed the next two and a half months ... Returned to action with Peoria in January and was back in the STL lineup 2/4 vs. SJ.

**2008-09:** Limited to one game with STL, posting an assist, due to a shoulder injury.

**2007-08:** Posted career highs in games (61), goals (3), assists (3), points (6) and PIM (100) in his first full season with STL ... Led the team in PIM ... Scored his first career GWG 12/1 vs. CHI. **2006-07:** Split the season between STL and Peoria ... Had two points (1g-1a) and 52 PIM in 27 games with SLT ... Made his NHL debut 10/5 at SJ ... Recorded his first point 4/2 at DAL and scored his first goal the next night, 4/3 at PHX ... Collected seven points (3g-4a) and 102 PIM in 35 games with Peoria ... Scored goals in consecutive games 11/19 at CHI and 11/24 vs. Omaha ... Scored two goals 4/13 vs. Omaha. **2005-06:** Spent most of the season in Peoria, posting 11 points (5g-6a) and

160 PIM in 67 games ... Played five games for Alaska (ECHL). **2004-05:** Led Worcester (AHL) with 178 PIM in his first professional season ... Recorded 14 points (6g-8a).

## Junior Career

Played three seasons in the WHL with Lethbridge and Kelowna. **2003-04:** Split the season between Lethbridge and Kelowna, helping lead Kelowna to the Memorial Cup championship ... Totaled 30 points (13g-17a) in 63 games with a career-high 182 PIM. **2002-03:** Established career highs in goals (15), assists (17) and points (32) in his second season with Lethbridge. **2001-02:** Named Lethbridge's Scholastic Player of the Year.


## NHL Transactions

Selected by STL in the sixth round, 191st overall, in the 2002 Entry Draft ... Traded to Washington by STL for Stefan Della Rovere, July 28, 2010.

## Personal

Favorite hockey memory is winning the Memorial Cup ... Hobbies include fishing, golfing, camping and horseback riding ... Favorite athlete is Steve Nash.





# MIKE KNUBLE

# 22

*kuh-NOO-buhl*

Right Wing • Height: 6'3" • Weight: 229 • Shoots: Right

Born: July 4, 1972 (Toronto, Ontario)

Drafted: Detroit's fourth-round choice, 76th overall, in the 1991 Entry Draft

Acquired: Signed as a free agent, July 1, 2009

## vs. the NHL

	GP	G	A	P	PIM
ANA	19	11	3	14	8
BOS	28	9	8	17	22
BUF	50	20	10	30	18
CGY	13	4	5	9	6
CAR	49	6	15	21	26
CHI	18	6	1	7	10
COL	20	7	5	12	8
CBJ	11	3	3	6	14
DAL	16	6	3	9	6
DET	14	2	7	9	18
EDM	17	2	10	12	6
FLA	52	16	18	34	41
LA	17	4	4	8	8
MIN	9	2	1	3	8
MTL	51	12	14	26	36
NSH	15	5	5	10	8
NJ	61	17	25	42	44
NYI	60	11	16	27	34
NYR	54	13	11	24	29
OTT	50	10	7	17	25
PHI	30	4	6	10	13
PHX	15	4	2	6	0
PIT	61	30	15	45	67
SJ	20	6	8	14	10
STL	20	4	4	8	14
TB	49	9	10	19	36
TOR	52	15	10	25	24
VAN	16	4	3	7	8
WSH	38	13	14	27	16
WPG	43	13	11	24	26

## Playoffs vs. the NHL

	GP	G	A	P	PIM
BUF	6	1	3	4	8
MTL	18	5	5	10	6
NJ	5	0	2	2	2
NYR	3	1	0	1	2
PHX	3	0	1	1	0
PIT	11	2	1	3	6
TB	3	1	0	1	6
WSH	5	2	3	5	2

## CAREER STATISTICS

### Regular Season

Year	Team	League	GP	G	A	Pts	PIM	+/-	PP	SH	GW	S	GP	G	A	Pts	PIM
1992-93	Michigan	NCAA	39	26	16	42	57	-	-	-	-	-	-	-	-	-	-
1993-94	Michigan	NCAA	41	32	26	58	71	-	-	-	-	-	-	-	-	-	-
1994-95	Michigan	NCAA	34	*38	22	60	62	-	-	-	-	-	-	-	-	-	-
	Adirondack	AHL	-	-	-	-	-	-	-	-	-	-	3	0	0	0	0
	United States	WC	6	1	2	3	2	-	-	-	-	-	-	-	-	-	-
1995-96	Adirondack	AHL	80	22	23	45	59	-	-	-	-	-	3	1	0	1	0
<b>1996-97</b>	<b>Detroit</b>	<b>NHL</b>	<b>9</b>	<b>1</b>	<b>0</b>	<b>1</b>	<b>0</b>	<b>-1</b>	<b>0</b>	<b>0</b>	<b>0</b>	<b>10</b>	-	-	-	-	-
	Adirondack	AHL	68	28	35	63	54	-	-	-	-	-	-	-	-	-	-
<b>1997-98</b>	<b>Detroit</b>	<b>NHL</b>	<b>53</b>	<b>7</b>	<b>6</b>	<b>13</b>	<b>16</b>	<b>2</b>	<b>0</b>	<b>0</b>	<b>0</b>	<b>54</b>	<b>3</b>	<b>0</b>	<b>1</b>	<b>1</b>	<b>0</b>
<b>1998-99</b>	<b>NY Rangers</b>	<b>NHL</b>	<b>82</b>	<b>15</b>	<b>20</b>	<b>35</b>	<b>26</b>	<b>-7</b>	<b>3</b>	<b>0</b>	<b>1</b>	<b>113</b>	-	-	-	-	-
	United States	WC	6	0	0	0	10	0	0	0	0	10	-	-	-	-	-
<b>1999-00</b>	<b>NY Rangers</b>	<b>NHL</b>	<b>59</b>	<b>9</b>	<b>5</b>	<b>14</b>	<b>18</b>	<b>-5</b>	<b>1</b>	<b>0</b>	<b>1</b>	<b>50</b>	-	-	-	-	-
	<b>Boston</b>	<b>NHL</b>	<b>14</b>	<b>3</b>	<b>3</b>	<b>6</b>	<b>8</b>	<b>-2</b>	<b>1</b>	<b>0</b>	<b>1</b>	<b>28</b>	-	-	-	-	-
<b>2000-01</b>	<b>Boston</b>	<b>NHL</b>	<b>82</b>	<b>7</b>	<b>13</b>	<b>20</b>	<b>37</b>	<b>0</b>	<b>0</b>	<b>1</b>	<b>1</b>	<b>92</b>	-	-	-	-	-
	United States	WC	9	2	0	2	2	-	-	-	-	-	-	-	-	-	-
<b>2001-02</b>	<b>Boston</b>	<b>NHL</b>	<b>54</b>	<b>8</b>	<b>6</b>	<b>14</b>	<b>42</b>	<b>9</b>	<b>0</b>	<b>0</b>	<b>2</b>	<b>77</b>	<b>2</b>	<b>0</b>	<b>0</b>	<b>0</b>	<b>0</b>
<b>2002-03</b>	<b>Boston</b>	<b>NHL</b>	<b>75</b>	<b>30</b>	<b>29</b>	<b>59</b>	<b>45</b>	<b>18</b>	<b>9</b>	<b>0</b>	<b>4</b>	<b>185</b>	<b>5</b>	<b>0</b>	<b>2</b>	<b>2</b>	<b>2</b>
<b>2003-04</b>	<b>Boston</b>	<b>NHL</b>	<b>82</b>	<b>21</b>	<b>25</b>	<b>46</b>	<b>32</b>	<b>19</b>	<b>4</b>	<b>0</b>	<b>3</b>	<b>192</b>	<b>7</b>	<b>2</b>	<b>0</b>	<b>2</b>	<b>0</b>
2004-05	Linkopings HC	Sweden	49	26	13	39	40	-	-	-	-	-	6	0	1	1	2
	United States	WC	7	4	2	6	8	-	-	-	-	-	-	-	-	-	-
<b>2005-06</b>	<b>Philadelphia</b>	<b>NHL</b>	<b>82</b>	<b>34</b>	<b>31</b>	<b>65</b>	<b>80</b>	<b>25</b>	<b>13</b>	<b>2</b>	<b>6</b>	<b>217</b>	<b>6</b>	<b>1</b>	<b>3</b>	<b>4</b>	<b>8</b>
	United States	Olympics	6	1	1	2	4	-	-	-	-	-	-	-	-	-	-
<b>2006-07</b>	<b>Philadelphia</b>	<b>NHL</b>	<b>64</b>	<b>24</b>	<b>30</b>	<b>54</b>	<b>56</b>	<b>2</b>	<b>10</b>	<b>0</b>	<b>1</b>	<b>160</b>	-	-	-	-	-
<b>2007-08</b>	<b>Philadelphia</b>	<b>NHL</b>	<b>82</b>	<b>29</b>	<b>26</b>	<b>55</b>	<b>73</b>	<b>-3</b>	<b>15</b>	<b>1</b>	<b>3</b>	<b>177</b>	<b>12</b>	<b>3</b>	<b>4</b>	<b>7</b>	<b>6</b>
<b>2008-09</b>	<b>Philadelphia</b>	<b>NHL</b>	<b>82</b>	<b>27</b>	<b>20</b>	<b>47</b>	<b>62</b>	<b>5</b>	<b>11</b>	<b>0</b>	<b>6</b>	<b>173</b>	<b>6</b>	<b>2</b>	<b>1</b>	<b>3</b>	<b>2</b>
<b>2009-10</b>	<b>CAPITALS</b>	<b>NHL</b>	<b>69</b>	<b>29</b>	<b>24</b>	<b>53</b>	<b>59</b>	<b>23</b>	<b>6</b>	<b>0</b>	<b>5</b>	<b>151</b>	<b>7</b>	<b>2</b>	<b>4</b>	<b>6</b>	<b>6</b>
<b>2010-11</b>	<b>CAPITALS</b>	<b>NHL</b>	<b>79</b>	<b>24</b>	<b>16</b>	<b>40</b>	<b>36</b>	<b>10</b>	<b>7</b>	<b>1</b>	<b>1</b>	<b>203</b>	<b>6</b>	<b>2</b>	<b>0</b>	<b>2</b>	<b>8</b>
<b>CAPITALS TOTALS</b>			<b>148</b>	<b>53</b>	<b>40</b>	<b>93</b>	<b>95</b>	<b>33</b>	<b>13</b>	<b>1</b>	<b>6</b>	<b>354</b>	<b>13</b>	<b>4</b>	<b>4</b>	<b>8</b>	<b>14</b>
<b>NHL TOTALS</b>			<b>968</b>	<b>268</b>	<b>254</b>	<b>522</b>	<b>589</b>	<b>95</b>	<b>80</b>	<b>5</b>	<b>35</b>	<b>1,882</b>	<b>54</b>	<b>12</b>	<b>15</b>	<b>27</b>	<b>32</b>

CCHA Second All-Star Team (1994, 1995) • NCAA West Second All-America Team (1995)

## CAREER HIGHLIGHTS

**First NHL Game:** 3/26/97 (DET 6 vs COL 5)

**First NHL Goal:** 4/5/97 (DET 4 at TOR 2)

**First NHL Assist:** 10/3/97 (DET 8 at EDM 2)

**Most Goals in a Game:** 3 (2/2/08, PHI 3 vs ANA 0)

**Most Assists in a Game:** 2 (32 times, last: 3/22/11, WSH 5 at PHI 4 SO)

**Most Points in a Game:** 4 (2 times, last: 11/7/09, WSH 7 vs FLA 4, 2G-2A)

**Most Shots in a Game:** 7 (six times, last: 12/13/08, PHI 6 vs. PIT 3)

**Most PIM in a Game:** 17 (2/9/02, BOS 4 vs FLA 1)

**Most Ice Time in a Game:** 41:30 (1/30/03, BOS 1 vs. CHI 3)

**Longest Goal Streak:** 5 (2 times, last: 10/24/08-11/2/08, 6G)

**Longest Assist Streak:** 6 (4/3/07-10/6/07, 8A)

**Longest Point Streak:** 8 (11/9/02-11/30/02, 3G-8A)

**Penalty Shots:** 1/1

**Shootouts:** 2/7

## DID YOU KNOW?

Mike Knuble's 24 goals were the third-most in the NHL for players 35 and older.

## PLAYOFF CAREER HIGHLIGHTS

**Most Goals in a Game:** 2 (4/21/10, WSH 6 at MTL 3)

**Most Assists in a Game:** 2 (two times, last: 4/26/06, PHI 4 vs BUF 2)

**Most Points in a Game:** 2 (five times, last: 4/21/10, WSH 6 at MTL 3, 2G)



# MIKE KNUBLE

A veteran of back-to-back Stanley Cup winners in his first two years in the league ... One of just two current Capitals to have won the Stanley Cup (Troy Brouwer) ... Collected eight consecutive 20-goal seasons, one of eight active players to accomplish that feat in that span.

## 2010-11

Finished third on the team in goals (24), tied for seventh in assists (16) and tied for fifth in points (40) ... Had 13 points (nine goals, four assists) in his last 14 games ... His first-period goal on 3/22 at PHI was his 20th of the season, marking the eighth consecutive season in which he has achieved that plateau ... Scored the overtime, game-winner 3/13 vs CHI and was named First Star ... Had a goal in each of his first seven games as a Capital vs. PIT ... His 24 goals were the third-most in the NHL for players 35 and older ... His 53 career goals as a Capital rank 11th all-time among active players in Capitals history ... Missed three postseason games due to injury ... Scored two goals in his last four playoff games ... Tied for third on the Capitals in playoff goals (2).

## Career

**2009-10:** Played in 69 games in his first season in WSH ... Missed 12 games with a broken finger ... Sixth on the team with 53 points (29g-24a) ... Fourth on the team in goals ... Notched his seventh consecutive 20-goal season ... Registered his fifth 50-plus-point season in his career ... His 29 goals led the NHL for players who are 34 or older (tied with Martin STL, 34) ... Had five GWGs, one shy of his career high ... Led the team and ranked second in the NHL with a 19.2% shooting percentage ... Scored 23 of his goals in his last 42 games, which included five two-goal games ... Team was 19-1-3 when he scored a goal and 29-3-4 when he registered a point ... Scored his first goal as a Cap in the home opener 10/3 vs. TOR ... Finished third on the team with six points (2g-4a) in seven playoff games ... Had points in each of the first five playoff games (4/15—4/23, 2g-4a) ... Had his first career two-goal playoff game in Game 4 at MTL (4/21), including a SHG. **2008-09:** One of only three players to play all 82 games for PHI and finished fifth on the team in goals (27), tied for eighth in assists (20) and sixth in points (47) ... Reached the 20-goal mark for the sixth time in his career and for the sixth consecutive season ... Tied with Teemu Selanne for the most goals by any player 35 and older ... The PHI nominee for the Masterton Trophy for perseverance and dedication to hockey ... Second on the club in GWGs (6) and third in PPGs (11) ... His 11 multiple-point games were highlighted by a three-point outing (1g-2a) at BOS (3/3); game was also his 800th career NHL game. **2007-08:** Surpassed the 20-goal mark for the fifth time in his career ... Was one of only two PHI players to play all 82 games ... First on the team and tied for eighth in the NHL in PPGs (15) ... Third on the team in power-play points (30) ... Played in 700th career NHL game and had an assist vs. FLA (1/16) ... Posted first career NHL hat trick in a 3-0 victory against ANH (2/2) ... Named NHL's Third Star of the Week for the week ending 3/2 after posting eight points (3g-5a) in four games. **2006-07:** Flyers' nominee for the King Clancy Memorial Trophy ... Scored at least 20 goals in a season for the fourth time in his NHL career ... Was second on the team in goals (24), assists (30), points (54) and PPGs (10) ... First on the team in shooting percentage at 15.0%. **2005-06:** Only player to play all 82 games for PHI ... Led club in PPGs (13) and shooting percentage (15.7%) ... Second on the team in goals (34) and plus/minus rating (+25); third in points (65) ... Set career highs in goals, assists (31) and points ... Reached 30-goal mark for the second time in his NHL career. **2004-05:** Had 39 points (26g-13a) and 40 PIM in 49 games for Linköpings HC (Sweden), where he was a teammate of Brendan Morrison ... Was first on the team in goals (tied for first in the league) and was third on the team in points (tied for eighth in the league). **2003-04:** Led Bruins in plus/minus at +19 and was third on the team in goals (21) ... Goal on 3/11 was his 20th of the season and his 100th of his career ... Goal on 3/13 came in his 500th NHL game ... Scored in Game 1 and delivered a game-tying goal with 30.7 seconds remaining in Game 4 (BOS won in OT). **2002-03:** Played in 75 games for BOS and had a breakout

year ... Third on Bruins in goals (30) and tied for third in points (59) ... Second on the team in plus/minus (+18) ... Tallied four points (2g-2a) at FLA (2/14); goals were scored at 0:10 and 0:27 of the first period making him the fastest player in NHL history to score two goals from the start of a game. **2000-01:** Played in all 82 games with BOS. **1998-99:** Played in all 82 games for the first time in his career for NYR. **1997-98:** Played in 53 games for DET as the Red Wings won their second straight Stanley Cup ... Recorded his first career NHL assist on 10/3 at EDM ... Registered his first NHL two-goal game on 10/22 at ANA ... Played in three Stanley Cup playoff games for DET and had one assist. **1996-97:** Played in nine games for DET, making his NHL debut on 3/26 vs. COL ... Recorded his first NHL point/goal on 4/5 vs. TOR.

## International Career

Has represented the United States at five international events, including the 2006 Winter Olympics. **2006:** Tallied one goal and one assist in six games for Team USA at the Winter Olympics in Torino, Italy. **2005:** Recorded six points (4g-2a) in seven games at the World Championship ... Tied for first on the team in points (six). **2001:** Had two goals in nine games at the World Championship. **1999:** Registered 10 PIM in six games at the World Championship. **1995:** Had three points (1g-2a) in six games for Team USA at the World Championship.

## College Career


Played four years at the University of Michigan (CCHA) and finished his career with 175 points (103g-72a) and 238 PIM in 157 games ... Tied for eighth in school history with 103 goals ... Fourth in school history with 48 PPGs ... Ranks tied for seventh in school history with 14 GWGs ... Played in three NCAA Frozen Fours. **1991-92:** Voted most colorful rookie by the team's booster club ... Had 15 points (7g-8a) and 48 PIM in 43 games as team advanced to the NCAA Frozen Four. **1992-93:** Voted Most Improved Player by his teammates ... Registered 42 points (26g-16a) and 57 PIM in 39 games, as team advanced to the NCAA Frozen Four. **1993-94:** Tied a school record with 21 PPGs in a season ... Named to the CCHA Second All-Star Team. **1994-95:** Voted team MVP by his teammates ... Recorded 60 points (38g-22a) and 62 PIM, as team advanced to NCAA Frozen Four ... Led the NCAA in goals (38) ... Tied the eighth-best mark in school history for goals in a season ... Tied the fourth-best mark in school history for goals in a season by a senior ... Tied a school record with eight GWGs ... Named to the CCHA Second All-Star Team ... Named to the NCAA West Second All-American Team.

## NHL Transactions

Selected by DET in the fourth round, 76th overall, in the 1991 Entry Draft ... Traded to the NYR by DET in exchange for New York's second-round draft choice in the 2000 Entry Draft (Tomas Kopecky), Oct. 1, 1998 ... Traded to BOS by the NYR in exchange for Rob DiMaio, March 10, 2000 ... Signed with PHI as a free agent, July 3, 2004 ... Signed with Washington as a free agent, July 1, 2009.

## Personal

Created the Mike Knuble Family Foundation ... Supports a variety of children's causes ... Foundation raises money for the Van Andel Institute in Grand Rapids, Mich. (an independent research organization focusing on cancer, Parkinson and cardio-vascular disease research) ... Enjoys playing golf ... Calls scoring a goal in the 2006 Olympics his top hockey memory ... If he wasn't playing hockey, would love to be a pilot ... Favorite spots in Washington, D.C., are the National Air and Space Museum and Old Town Alexandria.



# BROOKS LAICH

# 21

## LIKE

Center • Height: 6'2" • Weight: 210 • Shoots: Left

Born: June 23, 1983 (Wawota, Saskatchewan)

Drafted: Ottawa's sixth-round choice, 193rd overall, in the 2001 Entry Draft

Acquired: From Ottawa with Ottawa's second-round choice in the 2005 Entry Draft and future considerations for Peter Bondra, Feb. 18, 2004

## vs. the NHL

	GP	G	A	P	PIM
ANA	6	2	2	4	2
BOS	24	9	6	15	10
BUF	24	2	7	9	8
CGY	4	0	1	1	2
CAR	38	6	9	15	24
CHI	6	3	2	5	2
COL	4	0	1	1	2
CBJ	6	2	4	6	0
DAL	5	0	2	2	0
DET	6	0	0	0	2
EDM	5	0	1	1	2
FLA	40	7	14	21	18
LA	6	2	1	3	0
MIN	5	3	3	6	4
MTL	24	5	5	10	19
NSH	6	1	2	3	6
NJ	25	6	6	12	12
NYI	23	7	5	12	2
NYR	22	4	7	11	8
OTT	22	4	8	12	4
PHI	23	7	8	15	19
PHX	5	2	3	5	2
PIT	24	6	6	12	15
SJ	6	0	0	0	0
STL	6	1	2	3	4
TB	41	8	11	19	14
TOR	24	6	8	14	4
VAN	4	0	3	3	0
WPG	41	7	10	17	14

## Playoffs vs. the NHL

	GP	G	A	P	PIM
NYR	12	1	6	7	4
PHI	7	1	5	6	4
PIT	7	2	2	4	8
TB	4	1	2	3	0

## CAREER STATISTICS

			Regular Season													Playoffs					
Year	Team	League	GP	G	A	Pts	PIM	+/-	PP	SH	GW	S	GP	G	A	Pts	PIM				
2000-01	Moose Jaw	WHL	71	9	21	30	28	-	-	-	-	-	4	0	0	0	5				
2001-02	Moose Jaw	WHL	28	6	14	20	12	-	-	-	-	-	-	-	-	-	-				
	Seattle	WHL	47	22	36	58	42	-	-	-	-	-	11	5	3	8	11				
2002-03	Seattle	WHL	60	41	53	94	65	-	-	-	-	-	15	5	14	19	24				
	Canada	WJC	6	2	4	6	0	-	-	-	-	-	-	-	-	-	-				
2003-04	Ottawa	NHL	1	0	0	0	2	0	0	0	0	1	-	-	-	-	-				
	CAPITALS	NHL	4	0	1	1	0	-1	0	0	0	2	-	-	-	-	-				
	Binghamton	AHL	44	15	18	33	16	-	-	-	-	-	-	-	-	-	-				
	Portland	AHL	22	1	3	4	12	-	-	-	-	-	6	0	0	0	0				
2004-05	Portland	AHL	68	16	10	26	33	-	-	-	-	-	-	-	-	-	-				
2005-06	CAPITALS	NHL	73	7	14	21	26	-9	1	0	1	118	-	-	-	-	-				
	Hershey	AHL	10	7	6	13	8	-	-	-	-	-	21	8	7	15	29				
2006-07	CAPITALS	NHL	73	8	10	18	29	-2	2	3	0	119	-	-	-	-	-				
2007-08	CAPITALS	NHL	82	21	16	37	35	-3	8	2	4	122	7	1	5	6	4				
2008-09	CAPITALS	NHL	82	23	30	53	31	-1	9	1	3	185	14	3	4	7	10				
2009-10	CAPITALS	NHL	78	25	34	59	34	16	12	1	4	222	7	2	1	3	4				
2010-11	CAPITALS	NHL	82	16	32	48	46	14	4	1	3	207	9	1	6	7	2				
CAPITALS TOTALS			474	100	137	237	201	14	36	8	15	975	37	7	16	23	20				
NHL TOTALS			475	100	137	237	203	14	36	8	15	976	37	7	16	23	20				

## CAREER HIGHLIGHTS

**First NHL Game:** 2/3/04 (OTT 1 at NJ 2)

**First NHL Goal:** 11/19/05 (WSH 5 at MTL 1, Danis)

**First NHL Assist:** 3/12/04 (WSH 3 vs CHI 4)

**Most Goals in a Game:** 3 (2/10/10, WSH 5 at MTL 6 OT)

**Most Assists in a Game:** 3 (2 times, last: 10/29/09, WSH 3 at ATL 3)

**Most Points in a Game:** 4 (2/26/08, WSH 4 vs MIN 1, 2G-2A)

**Most Shots in a Game:** 8 (3/16/10, WSH 7 at FLA 3)

**Most PIM in a Game:** 6 (2 times, last: 2/1/11, WSH 2 vs MTL 3 OT)

**Most Ice Time in a Game:** 25:33 (4/13/06, WSH 3 at ATL 5)

**Multiple-Point Games:** 41 (last: 4/6/11, WSH 5 vs FLA 2, 2A)

**Longest Goal Streak:** 3 (3/12/10-3/16/10, 4G)

**Longest Assist Streak:** 5 (3/29/11-4/9/11, 7A)

**Longest Point Streak:** 6 (3/10/10-3/20/10, 4G-4A)

**Penalty Shots:** None

**Shootouts:** 3/15

## PLAYOFF CAREER HIGHLIGHTS

**Most Goals in a Game:** 1 (7 times, last: 5/1/11, WSH 2 vs TB 3 OT)

**Most Assists in a Game:** 2 (2 times, last: 4/23/11, WSH 3 vs NYR 1)

**Most Points in a Game:** 2 (5 times, last: 5/1/11, WSH 2 vs TB 3 OT, 1G-1A)

## DID YOU KNOW?

Brooks Laich's first period goal on 3/15 at MTL was the 100th of his NHL career; his first career goal was also at MTL in a 5-1 win on 11/19/2005





# BROOKS LAICH

## 2010-11

Finished fourth on the team in points (48), sixth in goals (16) and third in assists (32) ... Was one of just three Capitals players to play in all 82 regular-season games ... His 207 shots were second on the team ... Extended his career-high assists streak to five games with two helpers on 4/6 ... Had seven assists in his last six games ... His first period goal on 3/15 at MTL was the 100th of his NHL career; his first career goal was also at MTL; in a 5-1 win on 11/19/2005 ... Scored in consecutive games four times, with the last coming on 3/13 vs. CHI and 3/15 at MTL ... Eight of his 16 goals were the Caps' first of the game; four were the first goal of the game ... Had three goals and five points in his first five games of the season ... Had 4 PPGs, all on the road, and 10 of his 16 goals on the road ... Recorded two multiple-point games during the playoffs (4/23 vs. NYR, 2a; 5/1 vs. TB, 1g-1a) ... Ranked second on the team during the playoffs in points (7) ... Led the Caps in the playoffs in assists (6).

## Career

**2009-10:** Played in 78 games and established career highs in points (59), goals (25), assists (34), PPGs (12) and plus/minus (+16) ... Ranked second on the team in PPGs and fifth on the team in points, goals and assists ... His PPG total ranked tied for 13th in the NHL ... Had 19 points in his last 19 games (8g-11a) ... Ranked fifth on the team with 21 power-play points (12g-9a) ... Tied for second on the team with eight goals in the final 10 minutes and overtime ... Matched career-high with four GWGs ... Led the Caps with two overtime goals (10/24 vs. NYI and 4/5 vs. BOS) ... Team was 15-2-2 when he scored a goal and 30-7-7 when he recorded a point ... Second among Caps forwards with 21.4 shifts per game ... Set a new career high and finished tied for third on the team with 222 shots ... Second among Caps forwards in total shorthanded TOI (164:09) ... Began the season with a career best four-game assist streak (10/1—10/8, 3g-4a) ... Matched his career-high with three assists 10/29 at ATL ... Scored his seventh career SHG 1/17 vs. PHI ... Had his first career hat trick 2/10 at MTL ... Registered a career long six-game point streak (3/10—3/20, 4g-4a) ... Set a new career mark with goals (4g) in three straight games (3/16—3/20) ... Had two goals and an assist in seven playoff games ... Recorded a multiple-point game 4/19 at MTL (1g-1a) ... Scored the Caps' last goal of the season in Game 7 (4/28). **2008-09:** Established career highs at the time in goals (23), assists (30), points (53) and PPGs (9) ... Ranked fourth on the team in goals and PPGs and fifth in points and assists ... Had 23 points (8g-15a) in the third period ... Had 20 points in his last 21 games (9g-11a) ... Averaged more than three minutes more ice time per game (17:16) than the previous season (14:02) ... Led Caps forwards with 21.7 shifts per game ... Ranked fifth on the team with 24 power-play points (9g-15a) ... The Capitals went 14-5-2 when Laich scored a goal and 29-7-4 when he recorded a point ... Scored the team's first goal 10 times ... Had 11 multiple-point games and two two-goal games ... Recorded 14 points (7g-7a) in the last 10 minutes and overtime of the game, including one GWG and an empty netter ... Had goals in consecutive games three times ... Posted a season-high four-game point streak (1g-3a) from 10/11—10/18 ... Posted his 100th career point on 1/14 at PIT ... Recorded a SHG on 3/17 at FLA ... Appeared in his 300th career game 3/8 vs. PIT ... Posted a career-high three assists on 3/27 vs. TB ... Ended the regular season with four goals in his last four games ... Finished sixth on the team in playoff scoring with seven points (3g-4a) in 14 games ... Two goals came on the PP ... Had five points (2g-3a) in five games when the team faced elimination ... Scored goals in Games 6 and 7 of the ECSF vs. PIT (5/11—5/13) ... Assisted on the OT goal in Game 6 at PIT on 5/11. **2007-08:** Had 21 goals and 16 assists ... One of only four Capitals to play in every game ... Finished third on the team in goals and seventh in points ... Tied for second on the team with four GWGs (10/8 at NYI; 1/1 vs. OTT; 3/14 vs. ATL and 4/1 vs. CAR) ... Led the team (among players who competed in at least 20 games) with a 17.2 shooting percentage ... Paced the team with two SHGs ... Led the team and ranked 17th among NHL forwards with 56 blocked shots ... Scored

the Caps' first goal nine times and the game's first goal six times ... More than half of his goals (11 of 21) came in the first period ... Ended the year with 12 goals and 20 points in the last 22 games ... Played his 200th career game 1/23 at TOR ... Posted the first three two-goal games of his career (2/26, 3/3 and 3/14) and seven PPGs in the last 22 games of the year ... Recorded the first four-point game of his career on 2/26 vs. MIN (2g-2a) ... Had a SHG and an assist on the OT winner 3/27 at TB ... Tied for fourth on the team with six points (1g-5a) in seven playoff games ... Shared the team lead in playoff assists ... Tied for second on the team at +2 in the playoffs ... Averaged 18:36 of ice time in the playoffs, up 4:34 from the regular season ... Had points in each of the last five games of the ECQF vs. PHI (1g-5a, 4/15—4/25), tied for the longest point streak in the NHL in the first round ... That point streak was two games longer than his career-best streak in the regular season ... Scored his first career playoff goal in Game 3 of the ECQF at PHI (4/15) ... Had two assists, a +2 rating and six shots on goal in Game 6 at PHI. **2006-07:** Tied for fifth on the team with eight goals in 73 games ... Tied for second on the team and 10th in the NHL with three SHGs ... Four of his eight goals came during the third period ... Finished fourth on the team with 119 shots. **2005-06:** Played 104 total regular-season and playoff games for Washington and Hershey (AHL), tied with Boyd Gordon for the most in the organization ... Played in each of the 73 Capitals games after his initial recall from Hershey on 10/25 ... Ranked 11th on the team with 21 points (7g-14a) ... Ranked second among Capitals rookies in scoring ... Scored his first two career NHL goals in back-to-back games (11/19—11/22) ... Was sixth on Hershey in postseason scoring with 15 points (8g-7a) in 21 games as the Bears won the Calder Cup. **2004-05:** Spent the season with Portland (AHL), where he finished fifth on the team in goals (16) and tied for eighth in points (26) in 68 games ... His eight PPGs and five GWGs were both tied for the team lead. **2003-04:** Recalled by OTT and made his NHL debut at NJ (2/3) ... Was dealt to the Capitals (2/18) and was assigned to Portland ... Recalled by the Capitals on 3/12 and made his debut that night vs. CHI, recording his first NHL point, an assist.

## Junior Career

**2002-03:** His final season of major junior hockey, played in 60 games for Seattle (WHL), recording 41 goals and 53 assists for 94 points ... Led the team in goals, assists and points ... Finished the season ranked sixth in the WHL in points, tied for seventh in goals, tied for eighth in assists, tied for seventh in plus/minus and tied for third in PPGs ... Played in all 15 playoff games for Seattle, recording five goals and 14 assists ... Led the team in playoff points (19) and assists ... Represented Canada in the World Junior Championship, winning a silver medal.

## International

Won a silver medal with Canada at the 2003 World Junior Championship ... Posted six points (2g-4a) in six games.

## Transactions

Selected by OTT in the sixth round, 193rd overall, in the 2001 Entry Draft ... Traded to the Capitals by OTT with OTT's second-round choice in the 2005 Entry Draft (later traded to COL-Chris Durand) and future considerations for Peter Bondra, Feb. 18, 2004.

## Personal

Supports Athletes Against Autism ... Enjoys fishing and golfing ... Favorite sport other than hockey is baseball and is an avid Toronto Blue Jays fan ... If he wasn't playing hockey, would love to be in a rock band.



# MICHAL NEUVIRTH

# 30

*NOY-vihrt*

Goaltender • Height: 6'1" • Weight: 209 • Catches: Left

Born: March 23, 1988 (Usi Labem, Czech Republic)

Drafted: Capitals' second-round choice, 34th overall, in the 2006 Entry Draft

## vs. the NHL

	GP	Min	SO	W	L	OT	GAA	Sv%
ANA	2	100	0	2	0	0	2.40	.907
BOS	4	123	0	0	2	0	3.90	.810
BUF	3	182	0	3	0	0	2.62	.924
CGY	1	60	0	1	0	0	2.00	.931
CAR	2	120	1	1	1	0	2.50	.915
COL	1	58	0	0	1	0	3.05	.885
CBJ	1	62	0	1	0	0	2.90	.870
DAL	1	58	0	0	1	0	2.03	.905
DET	1	59	0	0	1	0	3.05	.914
EDM	1	60	0	1	0	0	2.00	.929
FLA	6	312	0	2	1	1	2.68	.915
LA	1	59	0	0	1	0	2.03	.895
MIN	1	59	0	0	1	0	2.03	.882
MTL	3	144	0	1	1	0	2.90	.887
NSH	1	62	0	1	0	0	1.94	.949
NJ	4	239	1	4	0	0	1.00	.970
NYI	4	202	0	3	0	0	1.19	.958
NYR	2	120	0	1	1	0	4.50	.839
OTT	3	184	0	3	0	0	1.63	.938
PHI	3	150	0	1	0	1	3.60	.882
PHX	2	119	0	1	1	0	2.52	.896
PIT	3	185	2	2	0	1	0.65	.977
SJ	3	178	0	0	3	0	3.37	.897
TB	4	160	0	2	0	0	3.38	.905
TOR	5	255	0	2	1	1	3.76	.858
WPG	7	410	0	5	1	0	2.77	.917

## Playoffs vs. the NHL

	GP	Min	SO	W	L	GAA	Sv%
NYR	5	349	1	4	1	1.38	.946
TB	4	241	0	0	4	2.34	.912

## CAREER STATISTICS

### Regular Season

Year	Team	League	GP	W	L	OT	MIN	GA	SO	GAA	SAS	PCT
2003-04	Sparta U17	Cze-U17	55	-	-	-	3137	96	5	1.84	-	-
2004-05	Sparta U17	Cze-U17	20	-	-	-	1178	49	3	2.50	-	-
	Sparta Jr.	Cze-Jr.	10	-	-	-	501	20	1	2.40	-	-
2005-06	Sparta Jr.	Cze-Jr.	42	-	-	-	2516	82	5	1.96	-	-
2006-07	Plymouth	OHL	41	26	8	4	2223	86	4	2.32	-	-
2007-08	Plymouth	OHL	10	5	4	1	600	26	0	2.60	-	-
	Windsor	OHL	8	6	1	1	482	17	0	2.12	-	-
	Oshawa	OHL	15	6	2	6	844	57	0	4.05	-	-
	Czech Rep.	WJC	4	2	2	0	240	10	0	2.50	-	-
2008-09	<b>CAPITALS</b>	<b>NHL</b>	<b>5</b>	<b>2</b>	<b>1</b>	<b>0</b>	<b>220</b>	<b>11</b>	<b>0</b>	<b>3.00</b>	<b>91</b>	<b>.892</b>
	Hershey	AHL	17	9	5	2	1001	45	1	2.70	-	-
	S. Carolina	ECHL	13	6	7	0	762	29	2	2.28	-	-
2009-10	<b>CAPITALS</b>	<b>NHL</b>	<b>17</b>	<b>9</b>	<b>4</b>	<b>0</b>	<b>872</b>	<b>40</b>	<b>0</b>	<b>2.75</b>	<b>464</b>	<b>.914</b>
	Hershey	AHL	22	17	3	1	1231	52	1	2.24	521	.919
2010-11	<b>CAPITALS</b>	<b>NHL</b>	<b>48</b>	<b>27</b>	<b>12</b>	<b>4</b>	<b>2689</b>	<b>110</b>	<b>4</b>	<b>2.45</b>	<b>1283</b>	<b>.914</b>
<b>NHL/CAPITALS TOTALS</b>			<b>70</b>	<b>38</b>	<b>17</b>	<b>4</b>	<b>3782</b>	<b>161</b>	<b>4</b>	<b>2.55</b>	<b>1849</b>	<b>.913</b>

### Playoffs

GP	W	L	Min	GAA
3	-	-	180	4.33
8	-	-	482	2.12
-	-	-	-	-
3	-	-	179	3.02
18	14	4	1080	2.44
-	-	-	-	-
-	-	-	-	-
9	7	2	507	2.49
-	-	-	-	-
-	-	-	-	-
22	16	6	1346	1.92
-	-	-	-	-
-	-	-	-	-
18	14	4	1188	2.07
<b>9</b>	<b>4</b>	<b>5</b>	<b>590</b>	<b>2.34</b>

**OHL Second All-Star Team (2007) • Jack A. Butterfield Trophy (Playoff MVP – AHL) (2009)**

## CAREER HIGHLIGHTS

**First NHL Game/Win:** 2/14/09 (WSH 5 at TB 1)

**First NHL Shutout:** 10/27/10 (WSH 3 at CAR 0, 29 saves)

**Most Shots Faced in a Game:** 45 (2/5/10, WSH 5 vs ATL 2)

**Most Saves in a Game:** 43 (2/5/10, WSH 5 vs ATL 2)

**Longest Win Streak:** 5 (3/18/11-4/5/11)

**Longest Losing Streak:** 5 (11/20/10-12/18/10)

**Longest Winless Streak:** 6 (11/19/10-12/18/10)

**Penalty Shots:** 5 attempts, 4 GA

**Shootouts:** 3-3 record, 6 GA on 21 attempts

## PLAYOFF CAREER HIGHLIGHTS

**Most Shots Faced in a Game:** 39 (4/20/11, WSH 4 at NYR 3 2OT)

**Most Saves in a Game:** 36 (4/20/11, WSH 4 at NYR 3 2OT)

## DID YOU KNOW?

Michal Neuvirth ranks third in wins (38) all-time in Capitals history among goalies originally drafted by Washington. He trails only Olie Kolzig (301) and Jim Carey (70).



# MICHAL NEUVIRTH

## 2010-11

Finished third amongst rookie goaltenders in wins (27) and GAA (2.45) ... Had a 33-save shutout (fourth of the season and his career) on 3/18 at NJ tying a Capitals record for shutouts in a season by a rookie (Jim Carey, 1994-95) ... Named NHL Rookie of the Month in October ... Allowed four goals or fewer in 47 of his 48 contests ... Set a Capitals franchise record for wins by a rookie goaltender with 21st victory on 3/3 vs. STL ... Became the last goaltender in the NHL to allow more than four goals in a game when he allowed six on 2/25 in his 36th game ... Stopped all 39 shots at PIT on 2/21 for his third shutout of the season (and his career) ... Blanked PIT on 2/6 for his second shutout of the season ... The first Capitals goalie to post 10 wins in the team's first 16 games ... Tied Olie Kolzig's club record for longest home winning streak (10) before taking the loss 10/19 vs. BOS ... The youngest Capitals goaltender to start a season opener since Jim Carey in 1996-97 ... Finished fifth in the postseason (minimum 300 minutes) in goals-against average (2.34) ... Led rookie goaltenders in the playoffs (minimum 300 minutes) in wins (4), games played (9), shots against (261) and minutes (590); ranked second in goals-against average (2.34) and save percentage (.912).

## Career

**2009-10:** Split time between Washington and the Hershey Bears (AHL) ... Played in 17 games for the Capitals ... Had a 9-4-0 record with a .914 save percentage and 2.75 GAA ... Was 7-1-0 with a 1.75 GAA and a .945 save percentage at Verizon Center ... Made his first start of the season 11/20 vs. MTL ... Recorded career-best three-game winning streak twice (12/19—12/26 and 1/27—2/5) ... Registered 38 saves 1/9 vs. ATL for his highest single-game save percentage (.974) ... Faced a career-high 45 shots and made a career-high 43 saves in a 5-2 win vs. ATL (2/5) ... Recorded two wins against ATL to improve to 3-0-0 lifetime against the Thrashers, his best record against any NHL opponent ... Had four wins during the franchise-best 14-game winning streak (1/13—2/7) ... Went 15-6-0 in 22 games with Hershey with a .919 save percentage and 2.24 GAA ... Made 42 saves in a shutout victory vs. Wilkes-Barre/Scranton (11/29) ... Had wins in five consecutive starts with Hershey (11/4—11/14) ... Went 14-4 in leading Hershey to a second consecutive Calder Cup ... The first No. 1 goaltender in the AHL to win back-to-back Calder Cups since Pete Peeters for the Maine Mariners in 1978 and '79 ... Had the league's third-best GAA (2.07) and fifth-best save percentage (.920) in the playoffs ... Won his first eight and last four playoff games ... Went 6-1 in playoff overtime games ... Faced 30-plus shots six times and was 5-1 in those games ... Recorded a shutout in the Cup-clinching Game 6 vs. Texas (6/14) with 22 saves. **2008-09:** Played in five games for Washington with a 2-1-0 record while spending the bulk of the season with Hershey and South CAR (ECHL) ... Named the AHL's playoff MVP (Jack A. Butterfield Trophy) after leading Hershey's run to the Calder Cup ... Made his NHL debut on 2/14 at TB and registered 31 saves in a 5-1 victory ... Only six of the 11 goals he allowed came at even strength ... Went 9-5-2 in 17 regular-season games with Hershey with a .913 save percentage and a 2.70 GAA ... Had three games of 40 or more saves, including a 47-save shutout at Binghamton (3/27) ... Made 47 saves in shootout win at Manchester (3/22) and 40 saves in shootout win at Wilkes-Barre/Scranton (4/4) ... Played 13 games for South CAR, posting a 6-7-0-0 record, a .918 save percentage and a 2.28 GAA ... Represented the American Conference at the 2009 ECHL All-Star Game and saved 19 of 20 shots in 20 minutes ... Recorded shutouts 11/9 at Augusta (25 saves) and 11/23 vs. Mississippi (36 saves) ... Made 46 saves in a 3-2 shootout win at Gwinnett (11/15) ... Played all 22 playoff games for Hershey, posting a 16-6 record, 1.92 GAA, .932 save percentage and

four shutouts ... Led all AHL goalies in playoff wins and shutouts and had the best GAA and save percentage of any goalie who played more than one series ... Allowed two goals or fewer in 15 of 22 playoff games, including the last five games of the finals ... Won each of his first six playoff starts (4/16—5/3) ... Posted back-to-back shutouts in Games 6 and 7 against Wilkes-Barre/Scranton (5/10 and 5/12), the first goalie in AHL history to record shutouts in Games 6 and 7 of a playoff series ... Had a 28-save shutout of Manitoba in Game 3 of the finals (6/6).

## Junior Career

**2007-08:** Played 33 games with three teams in the OHL ... Finished a combined 17-7-5-3 and was ninth in the league with a .911 save percentage ... Enjoyed a seven-game winning streak from 10/27—11/25, including three wins with Plymouth and wins in his first four games after being traded to Windsor ... Won back-to-back games after he was acquired by Oshawa (1/10—1/11) ... Had four outings with 50-plus saves for Oshawa: two overtime losses and two shootout losses ... Stopped a season-high 55 shots in a 5-4 shootout loss to Kingston on 3/7 ... Played nine playoff games for Oshawa and posted a 7-2-0 record before suffering a season-ending injury ... Won his first five playoff starts, leading the Generals to a first-round sweep of OTT ... Made 46 saves in a 2-1 win at OTT on 3/25 ... Posted a .932 save percentage (fifth in the OHL) and a 2.49 GAA (sixth) for the playoffs ... Represented the Czech Republic in the World Junior Championship. **2006-07:** Appeared in 41 regular-season games for Plymouth, going 26-8-2-2 with a 2.32 GAA and .932 save percentage ... Led the Whalers to the OHL Championship and a spot in the Memorial Cup semifinals ... Named Whalers' Rookie of the Year ... Named the OHL's second-team All-Star goaltender ... Runner-up for OHL Goaltender of the Year Award ... Won the F.W. "Dinty" Moore Trophy as the first-year goaltender with the best GAA ... Won the Dave Pinkney Trophy with Jeremy Smith for the best team GAA ... Led the OHL in regular-season GAA (2.32) and save percentage (.932) ... Named OHL Player of the Week for recording a 1.00 GAA and .970 save percentage in two wins (4/22) ... Set the second-longest shutout streak in franchise history at 164:18 (12/28—1/6) ... Appeared in 23 postseason games, going 16-5-2 with a 2.54 GAA and .927 save percentage.

## International

**2008:** Posted a 2-2-0 record at the World Junior Championship for the Czech Republic ... His .910 save percentage ranked fourth in the tournament ... Ranked fifth with a 2.50 GAA ... Named the player of the game in the Czechs' loss to Canada. **2006:** Won a bronze medal playing for the Czech Republic at the World Under-18 Hockey Championship in Sweden, recording a 3-1-2 record with a 2.44 GAA and .927 save percentage ... Twice named player of the game and recorded one shutout.


## Transactions

Selected by Washington in the second round, 34th overall, in the 2006 Entry Draft.

## Personal

Admires Dominik Hasek ... Played soccer and tennis growing up ... If he wasn't playing hockey, would want to coach ... Enjoys playing tennis, golf and video games and spending time with his dog ... Favorite hockey memory is winning back-to-back Calder Cups with Hershey.





# ALEX OVECHKIN

# 8

Left Wing • Height: 6'3" • Weight: 230 • Shoots: Right  
 Born: September 17, 1985 (Moscow, Russia)  
 Drafted: Capitals' first-round choice, first overall, in the 2004 Entry Draft

## vs. the NHL

	GP	G	A	P	PIM
ANA	6	6	7	13	8
BOS	24	12	14	26	22
BUF	23	14	12	26	51
CGY	5	5	5	10	0
CAR	41	21	34	55	33
CHI	5	3	1	4	19
COL	5	1	2	3	0
CBJ	7	4	1	5	10
DAL	5	3	1	4	6
DET	6	5	3	8	0
EDM	5	5	3	8	0
FLA	38	20	26	46	12
LA	6	2	4	6	4
MIN	4	2	1	3	2
MTL	23	12	14	26	18
NSH	5	4	4	8	6
NJ	22	9	19	28	4
NYI	22	15	11	26	14
NYR	24	13	11	24	15
OTT	23	17	15	32	22
PHI	22	20	15	35	6
PHX	5	3	3	6	2
PIT	24	18	14	32	16
SJ	7	4	2	6	6
STL	6	2	6	8	0
TB	42	26	34	60	20
TOR	23	23	16	39	18
VAN	5	2	2	4	2
WPG	42	30	33	63	30

## Playoffs vs. the NHL

	GP	G	A	P	PIM
MTL	7	5	5	10	0
NYR	12	6	7	13	8
PHI	7	4	5	9	0
PIT	7	8	6	14	6
TB	4	2	2	4	4

## CAREER STATISTICS

			Regular Season													Playoffs					
Year	Team	League	GP	G	A	Pts	PIM	+/-	PP	SH	GW	S	GP	G	A	Pts	PIM				
2002-03	Dyn. Moscow	Russia	40	8	7	15	28	-	-	-	-	-	5	0	0	0	2				
	Russia	WJC	6	6	1	7	4	-	-	-	-	-	-	-	-	-	-				
2003-04	Dyn. Moscow	Russia	53	13	11	24	40	-	-	-	-	-	3	0	0	0	2				
	Russia	WJC	6	5	2	7	25	-	-	-	-	-	-	-	-	-	-				
2004-05	Russia	WC	6	1	1	2	0	-	-	-	-	-	-	-	-	-	-				
	Dyn. Moscow	Russia	37	13	13	26	32	-	-	-	-	-	10	2	4	6	31				
	Russia	W-Cup	2	1	0	1	2	-	-	-	-	-	-	-	-	-	-				
	Russia	WJC	6	7	4	11	4	-	-	-	-	-	-	-	-	-	-				
2005-06	Russia	WC	8	5	3	8	4	-	-	-	-	-	-	-	-	-	-				
	<b>CAPITALS</b>	<b>NHL</b>	<b>81</b>	<b>52</b>	<b>54</b>	<b>106</b>	<b>52</b>	<b>2</b>	<b>21</b>	<b>3</b>	<b>5</b>	<b>*425</b>	-	-	-	-	-				
	Russia	Olympics	8	5	0	5	8	-	-	-	-	-	-	-	-	-	-				
2006-07	Russia	WC	7	6	3	9	6	-	-	-	-	-	-	-	-	-	-				
	<b>CAPITALS</b>	<b>NHL</b>	<b>82</b>	<b>46</b>	<b>46</b>	<b>92</b>	<b>52</b>	<b>-19</b>	<b>16</b>	<b>0</b>	<b>8</b>	<b>*392</b>	-	-	-	-	-				
2007-08	Russia	WC	8	1	2	3	29	-	-	-	-	-	-	-	-	-	-				
	<b>CAPITALS</b>	<b>NHL</b>	<b>82</b>	<b>*65</b>	<b>47</b>	<b>*112</b>	<b>40</b>	<b>28</b>	<b>22</b>	<b>0</b>	<b>11</b>	<b>*446</b>	<b>7</b>	<b>4</b>	<b>5</b>	<b>9</b>	<b>0</b>				
2008-09	Russia	WC	9	6	6	12	8	-	-	-	-	-	-	-	-	-	-				
	<b>CAPITALS</b>	<b>NHL</b>	<b>79</b>	<b>*56</b>	<b>54</b>	<b>110</b>	<b>72</b>	<b>8</b>	<b>19</b>	<b>1</b>	<b>10</b>	<b>*528</b>	<b>14</b>	<b>11</b>	<b>10</b>	<b>21</b>	<b>8</b>				
2009-10	<b>CAPITALS</b>	<b>NHL</b>	<b>72</b>	<b>50</b>	<b>59</b>	<b>109</b>	<b>89</b>	<b>45</b>	<b>13</b>	<b>0</b>	<b>7</b>	<b>*368</b>	<b>7</b>	<b>5</b>	<b>5</b>	<b>10</b>	<b>0</b>				
	Russia	Olympics	4	2	2	4	2	-	-	-	-	-	-	-	-	-	-				
2010-11	Russia	WC	9	5	1	6	4	-	-	-	-	-	-	-	-	-	-				
	<b>CAPITALS</b>	<b>NHL</b>	<b>79</b>	<b>32</b>	<b>53</b>	<b>85</b>	<b>41</b>	<b>24</b>	<b>7</b>	<b>0</b>	<b>*11</b>	<b>*367</b>	<b>9</b>	<b>5</b>	<b>5</b>	<b>10</b>	<b>10</b>				
	Russia	WC	5	0	0	0	4	-	-	-	-	-	-	-	-	-	-				
	<b>NHL/CAPITALS TOTALS</b>		<b>475</b>	<b>301</b>	<b>313</b>	<b>614</b>	<b>346</b>	<b>88</b>	<b>98</b>	<b>4</b>	<b>52</b>	<b>2526</b>	<b>37</b>	<b>25</b>	<b>25</b>	<b>50</b>	<b>18</b>				

\* League leader

Olympic Tournament All-Star Team (2006) • NHL All-Rookie Team (2006) • NHL First All-Star Team (2006, 2007, 2008, 2009, 2010) • NHL Second All-Star Team (2011) • Calder Memorial Trophy (2006) • World Championship All-Star Team (2006, 2008) • NHL All-Star Game (2007, 2008, 2009, 2011) • Hart Trophy (2008, 2009) • Lester B. Pearson Award (2008, 2009) • Ted Lindsay Award (2010) • Art Ross Trophy (2008) • Maurice "Rocket" Richard Trophy (2008, 2009)

## CAREER HIGHLIGHTS

**First NHL Game:** 10/5/05 (WSH 3 vs CBJ 2)  
**First NHL Goal:** 10/5/05 (WSH 3 vs CBJ 2, Leclaire)  
**First NHL Assist:** 10/7/05 (WSH 3 vs ATL 7)  
**Most Goals in a Game:** 4 (2 times, last: 1/31/08, WSH 5 vs MTL 4)  
**Most Assists in a Game:** 4 (1/15/10, WSH 6 vs TOR 1)  
**Most Points in a Game:** 5 (4 times, last: 1/15/10, WSH 6 vs TOR 1, 1G-4A)  
**Most Shots in a Game:** 15 (10/7/06, WSH 5 vs CAR 2)  
**Most PIM in a Game:** 20 (12/2/06, WSH 7 vs BUF 4)  
**Most Ice Time in a Game:** 30:09 (11/28/07, WSH 1 vs FLA 2)  
**Hat Tricks:** 10 (last: 1/22/11, WSH 4 at TOR 1, 3G)  
**Multiple-Point Games:** 179 | **Multiple-Goal Games:** 62  
**Longest Goal Streak:** 7 (2/10/06-3/8/06, 8G)  
**Longest Assist Streak:** 7 (2 times, last: 11/10/08-11/22/08, 10A)  
**Longest Point Streak:** 13 (1/1/07-2/1/07, 8G-12A)  
**Penalty Shots:** 2/7  
**Shootouts:** 17/57

## DID YOU KNOW?

Alex Ovechkin is the sixth-youngest player in NHL history to reach 300 goals (25 years, 200 days) and the seventh-quickest player to reach 300 goals in terms of games played (473).

## PLAYOFF CAREER HIGHLIGHTS

**Most Goals in a Game:** 3 (5/4/09, WSH 4 vs PIT 3)  
**Most Assists in a Game:** 3 (2 times, last: 4/17/10, WSH 6 vs MTL 5 OT)  
**Most Points in a Game:** 4 (4/17/10, WSH 6 vs MTL 5 OT, 1G-3A)



# ALEX OVECHKIN

## Most Goals Per Game, All-Time

1. Mike Bossy .....	0.762
2. Cy Dennehy .....	0.756
3. Mario Lemieux .....	0.754
4. Babe Dye.....	0.742
<b>5. Alex Ovechkin.....</b>	<b>0.633</b>

## Most PPG, Since 2005-06

1. Sidney Crosby .....	1.39
<b>2. Alex Ovechkin.....</b>	<b>1.29</b>
3. Evgeni Malkin.....	1.19
Joe Thornton.....	1.19
5. Jaromir Jagr.....	1.18

## Most Goals, Since 2005-06

<b>1. Alex Ovechkin .....</b>	<b>301</b>
2. Ilya Kovalchuk.....	261
3. Dany Heatley.....	245
4. Jarome Iginla .....	234
5. Sidney Crosby.....	215
Eric Staal.....	215

## Most Points, Since 2005-06

<b>1. Alex Ovechkin .....</b>	<b>614</b>
2. Joe Thornton.....	580
3. Sidney Crosby.....	572
4. Henrik Sedin .....	520
5. Martin St. Louis.....	519

## Caps Season Record, Points

1. Dennis Maruk, 1981-82.....	136
<b>2. Alex Ovechkin, 2007-08 .....</b>	<b>112</b>
<b>3. Alex Ovechkin, 2008-09 .....</b>	<b>110</b>
<b>4. Alex Ovechkin, 2009-10 .....</b>	<b>109</b>
<b>5. Alex Ovechkin, 2005-06 .....</b>	<b>106</b>

## NHL Season Record, Shots

1. Phil Esposito, 1970-71 .....	550
<b>2. Alex Ovechkin, 2008-09 .....</b>	<b>528</b>
<b>3. Alex Ovechkin, 2007-08 .....</b>	<b>446</b>
4. Paul Kariya, 1998-98 .....	429
5. Phil Esposito, 1971-72 .....	426
<b>6. Alex Ovechkin, 2005-06 .....</b>	<b>425</b>

## Playoff Points Per Game, Active

<b>1. Alex Ovechkin .....</b>	<b>1.35</b>
2. Sidney Crosby.....	1.32
3. Evgeni Malkin.....	1.18
4. Martin St. Louis.....	1.08
5. Patrick Kane.....	1.07

## Career Goals by Category

Even Strength .....	199 goals
Home Goals .....	154 goals
Road Goals .....	147 goals
First-Period Goals.....	82 goals
Second-Period Goals .....	94 goals
Third-Period Goals .....	114 goals
Overtime Goals.....	10 goals

The first player in league history to be named to the NHL First All-Star Team in each of his first five seasons in the league ... Won three straight NHLPA MVP awards from 2008-2010, joining Wayne Gretzky and Guy Lafleur as the only players to do so ... In 2009 became the first player in more than a decade to win consecutive Hart Trophies (Dominik Hasek, 1997 and '98) and the first non-goaltender to do it since Wayne Gretzky won eight in a row (1980-87) ... The third-youngest player to win consecutive Hart Trophies, trailing only Gretzky and Bobby Orr ... Has played in four NHL All-Star Games ... Only Gretzky, Mike Bossy, Mario Lemieux and Brett Hull scored more goals in their first six seasons than Ovechkin (301); there are only eight players with more points in their first six seasons ... The only active player with four 50-goal seasons and just the fourth all-time to post four in his first five seasons (Bossy, Gretzky, Lemieux) ... Has four 100-point seasons, two more than the Capitals had in their first 30 seasons ... One of six players to record 100 points four times in his first five seasons (Gretzky, Lemieux, Hawerchuk, Stastny, Sidney Crosby) ... Joined Gretzky and Lemieux as the only players to record 200 goals and 200 assists in their first four NHL seasons ... Already ranks third in career goal scoring and in points for the Caps ... Has posted 40 more goals and 34 more points than any other NHLer since he entered the league ... Holds the Capitals record for career overtime goals (10) ... Has led the NHL in shots in six straight seasons, the only player to do so since the statistic was first tracked in 1967-68 ... Has had 35 games with 10 or more shots on goal in his career, more than any other active player.

## 2010-11

Led the team in goals (32), assists (53), points (85), shots (367) and hits (241) and tied for first on the team at +24 ... Seventh in the league in points, tied for second in overtime goals (3), eighth in the league in hits and led the NHL in shots for the sixth time ... Tied for first in the NHL with 11 GWG and had assists on 9 more GWG; had at least a point in 40 of the Caps' 48 wins ... Scored his 300th career NHL goal on 4/5 in TOR; became the sixth-youngest player to reach 300 goals (25 years, 200 days) and the seventh-quickest player to reach 300 goals in terms of games played (473) ... Had points in 18 of his last 22 games (11g, 18a) ... Recorded three or more points in nine games ... With his three points 4/2 vs. BUF, he became one of only seven players to start their NHL careers with six straight seasons of 80 points or more ... Recorded his 600th career point 3/9 vs. EDM ... Had 1g-1a in his fourth NHL All-Star Game appearance and won the Breakaway Challenge for the third straight time ... Led the team in goals (5) and points (10) in the playoffs and was tied for second in assists (5) ... Now ranks seventh all-time in Capitals postseason points (50) and tied for second (Dale Hunter) in goals (25).

## 2009-10

Won the Ted Lindsay Award (most outstanding player by vote of his peers) ... Runner-up for the Hart Trophy (played judged most valuable to his team by the media) ... Named to

the NHL First All-Star Team ... Led the NHL in points per game (1.51) and goals per game (0.69) ... Ranked tied for second in the NHL in points (109), three points off the lead, and third in goals (50), one off the lead, in 72 games ... Tied for sixth in the league in assists (59), second among wings ... Led all NHL forwards and was second behind teammate Jeff Schultz in plus/minus rating (+45), good for the second-best rating in Capitals history ... Led the league in shots (368) ... Led the league with 37 even-strength goals ... Led the team with 13 PPGs (tied for sixth in the NHL) and seven GWGs (tied for fourth) ... Had 65 points (26g-39a) and was +33 at home ... Led the league with 24 goals on the road ... His 40 goals and 80 points outside of his division were both tops in the NHL ... Named the league's Best Player for the third straight year by The Hockey News ... Won the Capitals' Three Stars Award for the fourth straight year ... Scored seven goals against PIT, his most against any team ... Had a five-point game (1g-4a) and established a career high for assists in a game 1/17 vs. TOR ... Scored his first career penalty shot goal on Ray Emery on 1/17 vs. PHI ... Posted his ninth career hat trick 2/7 vs. PIT to lead a comeback from a three-goal deficit and assisted on Mike Knuble's GWG ... Missed four games due to two separate suspensions (12/3—12/5, 3/16—3/18), six due to injury and most of three after being assessed game misconducts ... Led the team in scoring (10 points) and was tied for the lead in goals (five) in seven playoff games ... Finished tied for fourth in the league in each category through the first round ... Had a playoff-career-high four points (1g-3a) and was +3 in Game 2 vs. MTL (4/17) ... Scored goals in four straight games from 4/17—4/23 (5g) ... Had three points (2g-1a) in Game 4 at MTL (4/21).

## 2008-09

Repeat winner of the Hart Trophy (player most valuable to his team), the Lester B. Pearson Award (most outstanding player by vote of his peers) and the Maurice "Rocket" Richard Trophy (most goals) ... Earned 115 of 133 first-place Hart Trophy votes ... Led the NHL in points per game (1.39) and finished second in points (110) ... Led the NHL in goals (56), even-strength goals (36), home goals (34), outside-the-division goals (40) and empty-net goals (5) ... Set a Capitals record with 34 goals at home, improving on his mark of 32 from 2007-08 ... Second in the NHL in division goals (16) and tied for second in PPGs (19) and first goals of the game (9) ... Had 10 more goals than any other player; he was the only player with 50 or more goals ... Tied for third in the NHL in GWGs (10) and overtime goals (3) and was tied for fourth in road goals (22) ... Led the league with 46 power-play points, 59 points at home and 42 division points; second with 51 points on the road ... Took 528 shots, becoming only the second player in NHL history to take more than 500 shots in a single season (Esposito) ... Led the team and ranked ninth in the NHL with 243 hits ... Had the most assists of any non-center in the league ... Almost half of his goals (26 of 56) came in the third period or OT; led the NHL in third-period goals (24) and points (45) ... NHL's First Star of the Week on 12/29 and Second Star of the Week on 11/17 ... Named the Sporting News' Player of the Year and its All-NHL team by a vote of



# ALEX OVECHKIN

league coaches and executives ... Named the D.C. Sportsman of the Year by the Greater Washington Sports Alliance for the second year in a row ... Won the Kharlamov Trophy for the fourth year in a row as the top Russian player in the NHL ... Named the MVP and Best Player for the second straight year by The Hockey News ... USA Today's Clutch Scorer for the third time; voted MVP by a panel of reporters assembled by the paper ... Was nominated for two ESPYs (Best NHL Player, Best Play) ... Named to his third straight NHL All-Star Game; won the Breakaway Challenge and had a goal and two assists in the 2009 NHL All-Star Game ... Won the Capitals' Three Stars Award for the fourth straight year ... He and teammate Mike Green (31 goals) led the league for the second straight year in goal scoring overall and by a defenseman ... Ranked second on the team and first among NHL forwards with 23:00 of ice time per game ... Team was 31-5-4 when he scored a goal and 42-13-6 when he tallied a point ... Had three streaks of 10 consecutive games with a point (11/10—11/28, 11g-11a; 1/27—2/18, 11g-5a; 2/22—3/14, 7g-7a) ... Second in the NHL with three hat tricks (11/26 vs. ATL, 2/1 vs. OTT and 2/15 at FLA) ... Had a hat trick and four points (3g-1a) 11/26 vs. ATL ... Scored the GWG with 11 seconds left in overtime on 12/16 at NYI ... Had his second and third hat trick in February: 2/1 vs. OTT (3g) and 2/15 at FLA (3g) ... Recorded his 200th career goal 2/5 vs. LA ... Appeared in his 300th NHL game 2/15 at FLA ... Posted his 400th career point 3/17 at FLA ... Scored his 50th goal in a 5-2 win on 3/19 at TB ... Recorded his 200th career assist 4/7 at ATL ... Led the team in goals (11) and points (21) in 14 playoff games ... Through two rounds of the playoffs, led the NHL in points (tied), shots (90) and plus/minus (+10) ... Ranked second in goals through two rounds and finished the playoffs tied for fourth in goals ... Had six points (3g-3a) in five games when the Caps faced elimination ... Had 13 shots and two assists in Game 1 of the ECQF vs. NYR (4/15) ... Recorded his first career playoff hat trick in Game 2 of the ECSF vs. PIT (3g, 5/4), the first playoff hat trick for a Cap in 85 games, since 4/26/93 (Al Iafate) ... Had back-to-back three-point games vs. PIT in Games 5 (2g-1a, 5/9) and 6 (3a, 5/11).

## 2007-08

Won the Hart Trophy and the Lester B. Pearson Award ... The first Capital to win either award ... The second Russian to win either award (Sergei Fedorov, 1994) ... The first player in history to win the Hart Trophy, the Pearson Award, the Art Ross Trophy (most points) and the Maurice "Rocket" Richard Trophy all in one season ... Led the NHL in points (112), goals (65), PPGs (22) and GWGs (11), all of which were career highs ... Also led the league in shots (446), which was a career high at the time ... Named the D.C. Sportsman of the Year by the Greater Washington Sports Alliance ... His 65 goals set an NHL record for goals by a left wing, breaking Luc Robitaille's mark of 63 (1992-93), and were more than any active player has ever scored besides Teemu Selanne (76, 1992-93) ... The first player since 1996 to reach 60 goals; one of only 12 players all-time to score 65 or more goals ... Set Capitals single-season records for goals and shots; tied the Capitals record for PPGs ... Scored a higher percentage of his team's goals than any other player (27.3%) and had a hand in more of his team's goals than any other player (47.1%) ... Earned 128 of 134 first-place votes in the Hart Trophy balloting ... Finished eighth in voting for the Lady Byng Trophy as the league's most gentlemanly player ... Selected for his second straight NHL All-Star Game and became the first Capitals player to score two goals in an All-Star Game ... Won the Capitals' Three Stars Award for the third straight year ... Won the Kharlamov Trophy as the top Russian player in the NHL for the third straight year ... Selected as the MVP and best player by The Hockey News ... Named the top Clutch Scorer by USA Today and unanimous selection as MVP by the paper's panel ... Voted The Sporting News Player of the Year, earning 250 of a possible 287 votes from fellow players ... Named a Sporting News All-Star ... Was nominated for an ESPY as the Best NHL Player ... Scored more goals than the top two goal scorers on 19 of the 30 teams in the league and tied with two other teams ... He and Mike Green became the first teammates to lead the league in goal scoring overall and by a defenseman, respectively, since Hall of Famers Mario Lemieux and Paul Coffey in 1988-89 ... Shared the NHL lead with three hat tricks; had two of the league's four four-goal games all season ... Had

three five-point games, a new career high ... His shot total was the second-highest in NHL history at the time ... Scored his 100th career goal 10/12 at NYR ... Registered his 1,000th career shot on goal 12/14 vs. BUF ... Skated in his 200th NHL game 12/26 vs. TB ... Posted his first career four-goal and five-point game 12/29 at OTT ... Scored his 30th goal 12/29 at OTT, joining Ilya Kovalchuk as the only players this decade to reach 30 goals before the end of December ... Signed a new 13-year contract, the longest in Capitals history, on 1/10 ... Recorded his 300th career point 3/18 at NSH in his 237th game, the fastest to the milestone since Peter Forsberg ... Spearheaded the Capitals' comeback 3/21 at ATL with four points (2g-2a), including his 60th goal of the season ... Led the team with nine points and shared the team lead with four goals in the playoffs ... Scored two GWGs, tied for the club record in a playoff series ... Finished tied for second in the NHL in first-round scoring ... Had a team-high and first-round league-high 37 shots on goal ... Posted four multiple-point games in the playoffs ... Three of his four goals came in the third period ... Made his playoff debut and had two points (1g-1a), including the GWG, in Game 1 of the ECQF vs. PHI (4/11) ... Had three goals and four points in Games 6 and 7 combined, with nine shots on goal in each game ... Won a gold medal with Russia at the World Championship ... Named to the World Championship all-tournament team.

## 2006-07

A member of the NHL First All-Star Team for the second straight year ... Voted a starter in the All-Star Game, the first Capital in the starting lineup since Rod Langway in 1986 ... Won the Kharlamov Trophy as the top Russian-born player in the NHL for the second year in a row ... Led the Capitals in goals (46), assists (46), points (92), GWGs (8) and shots (392) ... Finished fourth in the league in goals, tied for ninth in PPGs (16) and tied for seventh in GWGs ... Recorded the seventh-highest point total in Capitals history and tied for the 10th-best single-season goal total ... Led the NHL in shots for the second year in a row, the first player to do so in back-to-back seasons since Pavel Bure (1999-00 and '00-01) ... The only Capital to appear in all 82 games ... Won the Capitals' Three Stars Award, earning a Rolex watch from Liljenquist & Beckstead Jewelers ... Led the team and ranked ninth among NHL forwards with 184 hits ... Scored his first two goals of the year and had a career-high 15 shots on goal 10/7 vs. CAR ... Recorded his second career hat trick, scoring all three Capitals goals in a 3-2 OT win 12/15 at ATL ... His goal six seconds into OT at ATL (12/15) matched the fastest overtime goal in league history ... Recorded points in each of the first 13 games of 2007, his career-best point-scoring streak and the fourth-longest in the NHL on the year (1/1—2/1, 8g-12a).

## 2005-06

Won the Calder Memorial Trophy, earning 124 of a possible 129 first-place votes in the balloting ... Named to the NHL First All-Star Team, the first rookie to earn that honor since Teemu Selanne in 1992-93 ... Named to the NHL All-Rookie Team ... Just the second NHL rookie in history to record 50 goals and 100 points, joining Teemu Selanne (1992-93) ... Set Capitals rookie records for goals (52), assists (54), points (106), PPGs (21) and shots (425) ... Set the NHL rookie record for shots (425) ... Led all NHL rookies in goals, points, PPGs, SHGs (tied, 3), power-play assists (tied, 31), power-play points (52) and shots ... Finished third in the league in points, tied for third in goals, sixth in PPGs, second in power-play points and first in shots ... Finished with the second-best single-season point total in Capitals history, tied for the third-best goal total and the second-best PPG total ... Was a finalist for the Lester B. Pearson Award (outstanding player as voted by the NHL Players Association) and two ESPY Awards (Best Breakthrough Athlete, Best Hockey Player) ... Won the Valery Kharlamov Trophy as the best Russian player in the NHL ... Won USA Today's Clutch Scoring Award ... Was named the league's best rookie by numerous media outlets, including The Hockey News, TSN, The Sporting News, Sports Illustrated and XM Radio ... Had the most points of any Russian-born rookie in history or any rookie left wing in history ... Scored 52 of the Capitals' 230 goals (an NHL-





# ALEX OVECHKIN

best 22.6%); had a hand in 106 of 230 (46.1%) ... Had a hand in 52 of Washington's 72 PPGs (72.2%) ... Scored a goal against every Eastern Conference team and 22 of the Capitals' 24 opponents, the most teams any NHL rookie has ever scored upon (Teemu Selanne scored on 21 teams in 1992-93) ... Led the team and ranked second among NHL rookies with 172 hits ... Second on the team and first among rookie forwards in the NHL with 21:37 average ice time per game ... Tied for second in the league with six shootout goals (in 13 attempts); shared the league lead with three shootout-deciding goals ... Set a Caps rookie record with a seven-game goal-scoring streak (2/10—3/8, 8g-5a). Set a Capitals rookie record with an 11-game point-scoring streak (3/18—4/7, 5g-12a) ... The first Capital ever to record a point in each of his first eight NHL games (breaking the record of four by Milan Novy in 1982 and Ryan Walter in 1978) ... Became the first Capital ever to score two goals in his NHL debut vs. CBJ (10/5) ... Was the first No. 1 overall pick to score two goals in his debut ... Scored the first shootout goal in Capitals history vs. TB (10/16) ... Recorded his first career hat trick at ANA (1/13), scoring all three goals including the OT winner ... Had a three-point game at PHX (1/16, 2g-1a), including a highlight-reel goal from his back that was viewed more than 100,000 times in the next week on WashingtonCaps.com and was named XM Radio's goal of the year ... Scored his 50th goal of the season at ATL (4/13), just one game after recording his 100th point of the season – a game-winning overtime goal – at BOS (4/10).

## European Career

Played 152 games in four seasons with Dynamo Moscow of the Russian Super League, totaling 68 points (36g-32a). **2004-05:** Helped lead Dynamo to the championship of the Russian Super League.

## International

Has extensive experience representing Russia in international competition, appearing in three World Junior Championships (2003, 2004, 2005), seven World Championships (2004, 2005, 2006, 2007, 2008, 2010, 2011), the World Cup of Hockey (2004) and the 2006 and 2010 Olympics. **2010:** Recorded four points (2g-2a) in four games for Russia at the 2010 Olympics ... Participated in the Closing Ceremonies ... Represented Russia at the World Championship in Germany, scoring five goals in nine games and winning a silver medal. **2008:** Led Russia to its first World Championship gold medal since 1993 ... Named to the all-tournament team ... Finished tied for second in the tournament in goals and tied for sixth in points. **2007:** Helped Russia secure the bronze medal at the World Championship in Moscow. **2006:** Named to the all-tournament teams at the Olympics in Torino, Italy, and the World Championship in Latvia. **2005:** Led the team in goals (5), points (8) and GWGs (2) at the World Championship in Austria ... Was named the top forward at the 2005 World Junior Championship in North Dakota ... Led Russia in goals (7) and points (11) and earned a silver medal in that tournament. **2004:** Made

his World Championship debut. **2003:** Made his World Junior Championship debut as a 17-year-old ... Helped lead Russia to a gold medal in Halifax, Nova Scotia. **2002:** Posted 14 goals and four assists (18 points) in eight games to lead Russia to the World Under-18 Championship.

## NHL Transactions

Selected by Washington in the first round, first overall, in 2004 Entry Draft.

## Personal

Supports Athletes Against Autism ... Joined Right To Play as an athlete ambassador in September 2006 ... Purchases eight season tickets to Capitals home games and donates them to soldiers and needy children as part of Ovi's Crazy 8s program ... Received the key to the city from Washington, D.C., mayor Adrian M. Fenty on 6/13/08, the day after he won his first Hart Trophy ... Signed endorsement deals with Nike and Bauer in September 2011 ... Has appeared on the cover of The Hockey News 11 times (including special issues) and the cover of The Washington Post Magazine once ... Cover athlete on 2K Sports' NHL 2K10 game ... Celebrated the launch of that game by driving a Zamboni down Sixth Avenue to the NHL Store in New York (9/9/09) ... Cover athlete on EA Sports' NHL 07 video game and the Russian edition of NHL 09 ... Threw out the first pitch at the Washington Nationals game on 9/27/06 and the first pitch at the Baltimore Orioles game on 9/16/11 ... Honorary chair of the Caps Care Classic on 10/2/06, Washington's annual charity golf tournament, where he hit a hole in one while taking practice shots on the par 3, 160-yard fourth hole at the Springfield Golf & Country Club ... Celebrated his 22nd birthday by leading a beautification project at Shaw Junior High School in Washington, D.C., on 9/18/07 ... For his 23rd birthday, he hosted the Ovi's Crazy 8s Skills Session for nearly 100 house league youth hockey players at Kettler Capitals Iceplex ... Was featured as the FOX News Sunday Power Player of the Week by Chris Wallace on 4/13/08 ... Participated in the Closing Ceremonies at the 2010 Winter Olympics ... His mother, Tatiana, won two Olympic gold medals in basketball (1976 and 1980) ... Father, Mikhail, is a former professional soccer player ... Spends his summers in Moscow ... Enjoys vacationing in Turkey ... Idolized former Soviet great Alexander Maltsev while growing up ... Listens to hip hop, R&B and techno/dance music ... Favorite American movie is Gladiator ... Likes playing video games in his spare time ... Lists basketball as his favorite sport other than hockey ... Lists pasta and sushi as his favorite foods.



Left to right: Ovechkin threw out the first pitch at an Orioles game in September 2011; he received the key to the city from Washington, D.C., mayor Adrian Fenty the day after winning his first MVP award; he met tennis star Roger Federer at the 2011 US Open; and he drove a Zamboni in New York to celebrate the launch of the NHL 2K10 video game.



# MATHIEU PERREAULT

# 85

*MA-tyew pair-OH*

Center • Height: 5'10" • Weight: 185 • Shoots: Left

Born: January 5, 1988 (Drummondville, Quebec)

Drafted: Washington's sixth-round choice, 177th overall, in the 2006 Entry Draft

## vs. the NHL

	GP	G	A	P	PIM
ANA	2	0	0	0	2
BUF	2	1	1	2	2
CGY	1	1	0	1	0
CAR	4	1	1	2	4
COL	1	0	0	0	0
FLA	6	1	1	2	4
LA	1	0	0	0	0
MIN	2	0	1	1	0
MTL	3	1	2	3	2
NJ	3	1	2	3	0
NYI	2	0	0	0	2
NYR	4	0	0	0	0
OTT	4	3	0	3	4
PHI	2	0	0	0	0
PHX	1	0	0	0	0
PIT	4	0	1	1	6
SJ	2	0	0	0	0
TB	4	0	1	1	0
TOR	4	2	0	2	0
VAN	1	0	0	0	0
WPG	3	0	2	2	0

## CAREER STATISTICS

### Regular Season

Year	Team	League	GP	G	A	Pts	PIM	+/-	PP	SH	GW	S
2004-05	Magog	QAAA	41	25	47	72	68	-	-	-	-	-
2005-06	Acadie-Bathurst	QMJHL	62	18	34	52	42	-	-	-	-	-
2006-07	Acadie-Bathurst	QMJHL	67	41	78	119	80	-	-	-	-	-
2007-08	Acadie-Bathurst	QMJHL	65	34	*80	*114	61	-	-	-	-	-
	Hershey	AHL	-	-	-	-	-	-	-	-	-	-
2008-09	Hershey	AHL	77	11	39	50	36	-	-	-	-	-
<b>2009-10</b>	<b>CAPITALS</b>	<b>NHL</b>	<b>21</b>	<b>4</b>	<b>5</b>	<b>9</b>	<b>6</b>	<b>4</b>	<b>1</b>	<b>0</b>	<b>0</b>	<b>27</b>
	Hershey	AHL	56	16	34	50	34	-	-	-	-	-
<b>2010-11</b>	<b>CAPITALS</b>	<b>NHL</b>	<b>35</b>	<b>7</b>	<b>7</b>	<b>14</b>	<b>20</b>	<b>-3</b>	<b>1</b>	<b>0</b>	<b>1</b>	<b>41</b>
	Hershey	AHL	34	11	24	35	8	-	-	-	-	-
<b>NHL/CAPITALS TOTALS</b>			<b>56</b>	<b>11</b>	<b>12</b>	<b>23</b>	<b>26</b>	<b>1</b>	<b>2</b>	<b>0</b>	<b>1</b>	<b>68</b>

### Playoffs

GP	G	A	Pts	PIM
9	5	10	15	12
17	10	11	21	8
12	6	8	14	8
12	3	19	22	6
3	0	0	0	0
21	2	6	8	8
-	-	-	-	-
21	7	12	19	18
-	-	-	-	-
21	7	12	19	18
-	-	-	-	-

**QMJHL First All-Star Team (2007) • QMJHL Player of the Year (2007) • QMJHL Second All-Star Team (2008) • Canadian Major Junior Second All-Star Team (2008)**

## CAREER HIGHLIGHTS

**First NHL Game:** 11/4/09 (WSH 2 at NJ 3)

**First NHL Goal:** 11/7/09 (WSH 7 vs FLA 4, Clemmensen)

**First NHL Assist:** 11/4/09 (WSH 2 at NJ 3)

**Most Goals in a Game:** 2 (2 times, last: 12/19/10, WSH 3 at OTT 2)

**Most Assists in a Game:** 2 (2 times, last: 10/23/10, WSH 4 vs ATL 3 OT)

**Most Points in a Game:** 2 (6 times, last: 2/20/11, WSH 2 at BUF 1, 1G-1A)

**Most Shots in a Game:** 5 (2/14/11, WSH 2 at PHX 3)

**Most PIM in a Game:** 4 (12/23/10, WSH 2 vs PIT 3 OT)

**Most Ice Time in a Game:** 15:04 (12/12/10, WSH 0 at NYR 7)

**Multiple-Point Games:** 6 (last: 2/20/11, WSH 2 at BUF 1, 1G-1A)

**Longest Goal Streak:** 2 (3/28/10-3/30/10, 2G)

**Longest Assist Streak:** 3 (2/1-6/11, 3A)

**Longest Point Streak:** 3 (2/1-6/11, 1G-3A)

**Penalty Shots:** None

**Shootouts:** 0/5

## DID YOU KNOW?

Mathieu Perreault had two assists in his NHL debut, the first multiple-point game for a Capital in his first game since Alex Ovechkin in 2005-06.



# MATHIEU PERREAULT

## 2010-11

Set career highs in games played (35), goals (7), assists (7), points (14) and penalty minutes (20) ... Recorded two assists in his first game with the Capitals on 10/23 vs. ATL ... Had a two-goal game in his fourth game with the Caps on 12/6 vs. TOR ... Potted another two-goal game five games later on 12/9 at OTT... Logged a career high 15:04 of ice time on 12/12 at NYR ... Had a career high three-game assist streak from 2/1-2/6 (3a) ... Recorded five multiple-point games while with the Capitals ... Averaged almost a point per game for Hershey, finishing seventh on the team in points despite only playing 34 games ... Had 13 points (6g-13a) in 11 games in November for Hershey ... Had an AHL season-high six assists on 11/14 against BIN in an 8-3 win for the Bears ... Registered a five-game point streak (1g-10a) from 10/31-11/14 in Hershey.

## Career

**2009-10:** Played in 21 games for Washington in two separate recalls from the Hershey Bears (AHL) ... Team was 13-4-4 when he was in the lineup ... Played in 18 games in his first recall and three games in his second ... Had two assists in his NHL debut on 11/4 at NJ ... Scored his first NHL goal 11/7 vs. FLA ... Had two goals, four assists and was +6 in his first eight NHL games ... Tallied one goal and took four shots 11/14 at NJ ... Skated a season-high 14:56 in an 8-2 win at PHI (12/5) ... Had one goal on 3/28 vs. CGY and 3/30 vs. OTT in his second recall ... Skated in 56 games for Hershey and was one of seven players to reach 50 points (16g-34a) ... Scored 13 goals at home ... Tallied seven PPGs and two GWGs ... Had nine goals in three games: two goals vs. Syracuse (12/26); three goals vs. Wilkes-Barre/Scranton (2/7); and four goals vs. Bridgeport (2/27) ... Ranked fifth on the Bears and tied for seventh in the AHL in playoff scoring with 19 points (7g-12a) in 21 games ... Led the team at +14 ... Had three assists in Game 3 at Bridgeport (4/17) ... Posted a three-point game (2g-1a) in Game 4 at Albany (4/29), including the overtime GWG ... Averaged a point per game in the Calder Cup finals (2g-4a), including four points in the Bears' first two wins in the series: two goals in Game 3 at Texas (6/7) and two assists in Game 4 at Texas (6/9). **2008-09:** Skated in 77 games for Hershey and led club rookies in points (50) and assists (39) ... Third among rookies with 11 goals ... Had nine multiple-point games ... Began his professional career with at least a point in five straight games (2g-4a) ... Scored a goal in his first professional game at Wilkes-Barre/Scranton (10/8) ... Had two assists in his second professional game at Norfolk (10/10) ... Tallied at least a point in seven straight games from 11/14—11/28 (1g-9a) ... Registered

at least a point in five straight games from 2/21—3/1 (1g-6a), which included three assists against Providence (3/1) ... Played in 21 out of 22 Calder Cup playoff games and had eight points (2g-6a) as Hershey won the Calder Cup ... Both of his goals and two of his assists came in the opening round against PHI.

## Junior Career

**2007-08:** Played in 65 games for Acadie-Bathurst (QMJHL) and led the league in points (114) and assists (80) ... Third on the team with 34 goals ... Tied for fifth in the league and third among forwards at +33 ... Won the Jean Beliveau Trophy as the league's leading scorer ... A second-team QMJHL All-Star and second-team CHL All-Star ... Member of the QMJHL team in the ADT Canada-Russia Challenge ... Named QMJHL Offensive Player of the Week twice (11/4 and 2/10) ... Established a team record with a 27-game point streak (11/28—2/15), the longest streak of the year in the QMJHL ... Honored as the Offensive Player of the Month in March ... Played in 12 playoff games, scoring three goals and recording 19 assists ... Made his professional debut in the Calder Cup playoffs, playing three games for Hershey. **2006-07:** Appeared in 67 games with Acadie-Bathurst and won the Michel-Briere Trophy as the most valuable player in the QMJHL ... Ranked third in the league in points (119) and second in assists (78) ... Scored nine SHGs, tying for the league lead ... Second on his team in goals (41) and plus/minus (+28) ... A QMJHL First All-Star Team selection ... Represented the QMJHL in the ADT Canada-Russia Challenge ... Named QMJHL Offensive Player of the Week for the week ending 9/24 ... Awarded Offensive Player of the Month in November ... Played in 12 playoff games, recording 14 points. **2005-06:** Skated in 62 games for Acadie-Bathurst ... Notched 52 points (18g-34a) ... Tied for fourth among QMJHL rookies in points ... Ranked fourth among rookies in assists ... Played in 17 playoff games and recorded 21 points ... Led all rookies and tied for ninth overall in playoff scoring.


## NHL Transactions

Selected by Washington in the sixth round, 177th overall, in the 2006 Entry Draft.

## Personal

Enjoys golfing ... If he weren't playing hockey, he would like to be a police officer ... Favorite food is sushi ... Admired Daniel Briere as a youth hockey player.





# TOM POTI

# 3

*POH-tee*

Defense • Height: 6'3" • Weight: 190 • Shoots: Left

Born: March 22, 1977 (Worcester, Mass.)

Drafted: Edmonton's third-round choice, 59th overall, in the 1996 Entry Draft

Acquired: Signed as a free agent, July 1, 2007

## vs. the NHL

	GP	G	A	P	PIM
ANA	23	2	5	7	28
BOS	33	2	15	17	14
BUF	28	3	9	12	26
CGY	23	4	3	7	12
CAR	39	1	9	10	22
CHI	20	1	9	19	8
COL	25	0	5	5	22
CBJ	15	1	6	7	10
DAL	17	4	6	10	13
DET	21	1	6	7	24
EDM	5	0	4	4	4
FLA	40	3	10	13	30
LA	20	3	7	10	14
MIN	11	2	3	5	6
MTL	31	1	6	7	35
NSH	23	3	4	7	12
NJ	40	4	8	12	22
NYI	34	4	13	17	20
NYR	22	2	7	9	16
OTT	34	2	12	14	16
PHI	43	1	17	18	20
PHX	18	3	5	8	14
PIT	40	3	16	19	40
SJ	22	3	8	11	18
STL	22	1	7	8	22
TB	45	7	13	20	42
TOR	34	3	14	17	26
VAN	23	1	6	7	14
WSH	18	2	11	13	10
WPG	39	2	12	14	24

## Playoffs vs. the NHL

	GP	G	A	P	PIM
BUF	5	0	3	3	6
DAL	15	0	4	4	4
MTL	6	0	4	4	5
NJ	4	0	0	0	2
NYR	7	2	4	6	2
PHI	7	0	1	1	8
PIT	7	0	1	1	2

## CAREER STATISTICS

			Regular Season													Playoffs				
Year	Team	League	GP	G	A	Pts	PIM	+/-	PP	SH	GW	S	GP	G	A	Pts	PIM			
1996-97	Boston Univ.	H-East	38	4	17	21	54	-	-	-	-	-	-	-	-	-	-	-	-	-
	United States	WJC	6	0	3	3	0	-	-	-	-	-	-	-	-	-	-	-	-	-
1997-98	Boston Univ.	H-East	38	13	29	42	60	-	-	-	-	-	-	-	-	-	-	-	-	-
	United States	WJC	6	1	2	3	4	-	-	-	-	-	-	-	-	-	-	-	-	-
1998-99	Edmonton	NHL	73	5	16	21	42	10	2	0	3	94	4	0	1	1	2			
1999-00	Edmonton	NHL	76	9	26	35	65	8	2	1	1	125	5	0	1	1	0			
2000-01	Edmonton	NHL	81	12	20	32	60	-4	6	0	3	161	6	0	2	2	2			
2001-02	Edmonton	NHL	55	1	16	17	42	-6	1	0	0	100	-	-	-	-	-			
	NY Rangers	NHL	11	1	7	8	2	-4	1	0	1	9	-	-	-	-	-			
	United States	Olympics	6	0	1	1	4	-	-	-	-	-	-	-	-	-	-			
2002-03	NY Rangers	NHL	80	11	37	48	58	-6	3	0	2	148	-	-	-	-	-			
2003-04	NY Rangers	NHL	67	10	14	24	47	-1	4	0	5	124	-	-	-	-	-			
2004-05		Did Not Play																		
2005-06	NY Rangers	NHL	73	3	20	23	70	16	2	0	2	122	4	0	0	0	2			
2006-07	NY Islanders	NHL	78	6	38	44	74	-1	6	0	1	134	5	0	3	3	6			
2007-08	CAPITALS	NHL	71	2	27	29	46	9	0	0	0	99	7	0	1	1	8			
2008-09	CAPITALS	NHL	52	3	10	13	28	3	0	0	1	48	14	2	5	7	4			
2009-10	CAPITALS	NHL	70	4	20	24	42	26	2	0	0	69	6	0	4	4	5			
2010-11	CAPITALS	NHL	21	2	5	7	8	-4	0	0	0	20	-	-	-	-	-			
CAPITALS TOTALS			214	11	62	73	124	34	2	0	1	236	27	2	10	12	17			
NHL TOTALS			808	69	256	325	584	46	29	1	19	1253	51	2	17	19	29			

NCAA Championship All-Tournament Team (1997) • Hockey East First All-Star Team (1998) • NCAA East First All-American Team (1998) • NHL All-Rookie Team (1999) • Played in NHL All-Star Game (2003)

## CAREER HIGHLIGHTS

**First NHL Game:** 10/10/98 (EDM 1 vs LA 2)

**First NHL Goal:** 11/18/98 (EDM 2 vs DET 6, Osgood)

**First NHL Assist:** 11/29/98 (EDM 2 vs CHI 3)

**Most Goals in a Game:** 2 (11/29/02, NYR 3 at DAL 3)

**Most Assists in a Game:** 4 (2/19/04, NYR 6 vs NYI 2)

**Most Points in a Game:** 4 (2/19/04, NYR 6 vs NYI 2, 0G-4A)

**Most Shots in a Game:** 9 (10/13/00, EDM 3 vs BUF 2)

**Most PIM in a Game:** 6 (6 times, last: 3/14/09, WSH 5 vs CAR 4 SO)

**Most Ice Time in a Game:** 33:32 (4/8/07, NYI 3 at NJ 2 SO)

**Multiple-Point Games:** 50 (last: 12/6/10, WSH 4 vs TOR 5 SO, 3A)

**Longest Goal Streak:** 2 (3 times, last: 12/29/03-12/30/03, 2G)

**Longest Assist Streak:** 4 (5 times, last: 2/26/08-3/3/08, 6A)

**Longest Point Streak:** 6 (2 times, last: 11/21/02-12/1/02, 4G-5A)

**Penalty Shots:** None

**Shootouts:** 0/3

## PLAYOFF HIGHLIGHTS

**Most Goals in a Game:** 1 (4/26/09, WSH 5 at NYR 3)

**Most Assists in a Game:** 3 (4/26/09, WSH 5 at NYR 3)

**Most Points in a Game:** 4 (4/26/09, WSH 5 at NYR 3, 1G-3A)

## DID YOU KNOW?

Tom Poti had a four-point game (1g-3a) against his former team as the Capitals faced elimination in Game 6 of the 2009 ECQF at NYR (4/26/09).



# TOM POTI

## 2010-11

Missed the last 38 games of the regular season and all nine playoff games due to injury ... Tallied a season-high three assists 12/6 vs. TOR ... Skated a season-high 24:40 on 11/26 vs. TB ... Had a season-high four shots on goal 12/19 vs. OTT.

## Career

**2009-10:** Played in 70 games and tallied 24 points (4g-20a) ... Team was 13-3-4 when he recorded a point ... Had 13 points (3g-10a) in the third period ... Ranked fifth among NHL defensemen and third among team defensemen with a career-high +26 rating ... Led the team with an average 3:36 shorthanded TOI and was third with an overall average of 21:24 TOI per game ... Second on the team with 121 blocked shots and second among team defensemen with 35 takeaways ... Had two assists 12/5 at PHI ... Recorded points (1g-6a) in five straight games from 12/30—1/9, which included one goal and two assists at ATL (1/9) ... Shared the lead among Caps defensemen in playoff scoring with four points (4a) in six games ... Led all NHLers at +9 in the first round and did not have a minus game ... Suffered an eye injury in Game 6 at MTL (4/26) that forced him to miss Game 7. **2008-09:** Third on the team in average ice time (21:08) in 52 games ... Led the team in ice time 11 times ... Led the team and ranked fifth in the NHL with 4:22 of shorthanded ice time per game ... Finished tied for third among defensemen in scoring despite missing 27 games due to injury ... Team was 11-2-0 when he had a point ... Caps went 32-13-6 with him in the lineup ... All three of his goals came in the first period ... Recorded 10 of his 13 points at Verizon Center (2g-8a) ... Scored the GWG on 11/8 vs. NYR ... Played his 700th NHL game on 2/24 vs. PHI ... Had seven blocked shots 3/17 at FLA, the most in a game by a Capital all season ... Played in all 14 Stanley Cup playoff games and had seven points (2g-5a) ... Played more than 20 minutes in 10 playoff games ... Enjoyed the best offensive round of his playoff career (2g-4a) and his first series victory in the ECQF against NYR ... Had four points (1g-3a) in Game 6 at NYR (4/26), matching his career high for a single game (regular season or playoffs) ... Had one assist and was +6 in seven games against PIT in ECSF ... Skated a playoff-high 27:18 in Game 3 at PIT. **2007-08:** Finished second in points (29) and assists (27) among Caps defensemen ... Sixth on the team in assists ... Led the team with 119 blocked shots ... Finished second on the team with 23:28 of ice time per game, trailing only Mike Green (23:38) ... Led the team in ice time 33 times in 71 games played ... Skated 20-plus minutes in 61 of 71 games ... Ranked second among Caps defensemen and fifth on the team at +9 ... Played his 600th NHL game 10/18 at NYI ... Recorded his 200th NHL assist 11/23 at PHI ... Was +16 from 1/16 through the end of the season ... Scored his first Caps goal and added an assist 2/5 at CBJ ... Was +7 with six assists during his four-game point streak from 2/26—3/8 ... Played all seven playoff games and ranked third on the team in ice time (24:00) ... Had an assist in Game 1 of the ECQF vs. PHI (4/11). **2006-07:** Had the second-best offensive totals of his career in his lone season with NYI ... Tallied 44 points (6g-38a) in 78 games ... Assist total marked a career high ... Ranked first on the team in assists, eighth in points, sixth in PPGs and fourth in PIM (74) ... Second among NYI defensemen in scoring ... Netted six goals and 26 assists on the power play ... His 32 power-play points ranked 11th among NHL defensemen ... Led NYI with an average of 25:42 of ice time (11th in the league) ... Finished 14th in the NHL with 170 blocked shots ... Posted 10 multiple-point games in regular season ... Logged more than 25 minutes of ice time 41 times ... Registered season-high +3 vs. ATL (12/16) ... Recorded season-high three points twice: vs. CAR (10/21, 1g-2a) and vs. TOR (4/5, 3a) ... Skated in season-high 33:32 ice time in regular season finale vs. NJ (4/8) ... Tallied nine points in final six games of regular season (2g-7a) ... Skated at least 26 minutes in all five playoff games against BUF in the ECQF ... Had three assists, including two in Game 2. **2005-06:** Tallied 23 points (3g-20a) in 73 games with NYR ... Ranked third among NYR defensemen in scoring ... Topped NYR with 123 blocked shots ... First among team defensemen with 122 shots on goal ... Tied for second on team with 49 takeaways ... Third on blueline in average TOI, 20:46 ... Posted 200th NHL career point against PIT (1/26) ... Appeared in 500th career

NHL game vs. ATL (3/12). **2003-04:** Ranked second among NYR defensemen with 24 points (10g-14a) ... Led NYR and established a career high with five GWGs ... Played in 400th NHL career game on 12/7 vs. TB ... Scored GWGs in overtime on consecutive nights 12/29—12/30, becoming just the third NHL player to record an overtime goal in consecutive games (Maxim Afinogenov, Greg de Vries) ... Had four assists vs. TB (2/19). **2002-03:** Recorded a career-high 48 points (11g-37a) with NYR ... Ranked second among club defensemen with 11 goals ... Led team with 37 assists ... Ranked third on the team and tied for seventh among NHL defensemen with 48 points ... Played in the NHL All-Star Game. **2001-02:** Began season with EDM before being traded to NYR (3/19) ... Recorded 100th NHL point on 12/16 at PHI ... Won a silver medal with the U.S. at the Olympics. **2000-01:** Appeared in a career-high 81 games with EDM ... Had a career-high 12 goals ... Finished second among EDM defensemen with 32 points ... Ranked third on Oilers in ice time, averaging 22:44. **1999-00:** Ranked second among EDM defensemen with 35 points (9g-26a) ... Finished third on the team with 26 assists ... Second on the team with 119 blocked shots ... Skated in 100th NHL game vs. PHX (4/1). **1998-99:** Named to the NHL All-Rookie Team ... Led EDM with a +10 rating ... Ranked fifth among all NHL rookies and second among rookie defensemen with 21 points (5g-16a) ... Finished first among NHL rookies with 82 blocked shots ... Made NHL debut on 10/10 vs. LA ... Scored first NHL goal/point on 11/18 vs. DET ... Tallied first NHL assist vs. CHI on 11/29.

## International Career

Has represented the United States at three international events, including the 2002 Winter Olympics. **2002:** Helped Team USA capture a silver medal at the Winter Olympics in Salt Lake City ... Skated in six games, posting one assist. **1997:** Played for the U.S. at the World Junior Championship in BOS ... Recorded three points in six games to help the U.S. win the silver medal. **1996:** Played in six games at the World Junior Championship and had three assists.

## College Career


Played two years for BOS University (BU) in Hockey East, finishing with 63 points (17g-46a) in 76 games. **1997-98:** Selected to the NCAA East First All-American Team and named a Hockey East First-Team All-Star ... Named Beanpot Tournament's most valuable player, becoming the first BU defenseman to win the award since 1980 (Jack O'Callahan) ... Won the New England Hockey Writer's Award given to New England's Best Defenseman. **1996-97:** Helped lead BU to NCAA Championship game, falling to North Dakota in title match ... Named to the 1997 NCAA All-Tournament team.

## NHL Transactions

Selected by EDM in the third round, 59th overall, in the 1996 Entry Draft ... Traded to the NYR by EDM with Rem Murray in exchange for Mike York and a fourth-round draft choice in the 2002 Entry Draft (Ivan Koltsov), March 19, 2002 ... Signed with the NYI as a free agent, July 8, 2006 ... Signed with Washington as a free agent, July 1, 2007.

## Personal

Supports the Food Allergy and Anaphylaxis Network, the Make-A-Wish Foundation and the Travis Roy Foundation ... Enjoys golfing and playing poker ... Lists pancakes as his favorite food ... Favorite hockey memory is the 2002 Olympics.



# JEFF SCHULTZ

# 55

Defense • Height: 6'6" • Weight: 230 • Shoots: Left

Born: February 25, 1986 (Calgary, Alberta)

Drafted: Capitals' first-round choice, 27th overall, in the 2004 Entry Draft

## vs. the NHL

	GP	G	A	P	PIM
ANA	3	0	2	2	0
BOS	15	0	3	3	0
BUF	15	0	3	3	10
CGY	4	0	3	3	2
CAR	25	0	5	5	6
CHI	4	0	1	1	0
COL	3	0	0	0	4
CBJ	4	0	1	1	2
DAL	3	0	0	0	2
DET	4	1	0	1	2
EDM	4	0	4	4	0
FLA	27	1	3	4	10
LA	5	0	0	0	0
MIN	3	0	1	1	0
MTL	16	0	2	2	4
NSH	5	0	0	0	2
NJ	16	2	2	4	4
NYI	15	0	1	1	7
NYR	14	1	1	2	4
OTT	15	1	5	6	4
PHI	15	0	1	1	6
PHX	3	0	1	1	4
PIT	18	1	5	6	10
SJ	6	0	0	0	2
STL	4	0	0	0	2
TB	28	0	4	4	8
TOR	16	1	1	2	2
VAN	4	0	0	0	2
WPG	25	2	7	9	10

## Playoffs vs. the NHL

	GP	G	A	P	PIM
MTL	7	0	1	1	4
NYR	6	0	0	0	0
PHI	2	0	0	0	2
TB	4	0	0	0	6

## CAREER STATISTICS

### Regular Season

Year	Team	League	GP	G	A	Pts	PIM	+/-	PP	SH	GW	S	GP	G	A	Pts	PIM
2000-01	Calgary Hawks	CBHA	27	7	8	15	20	-	-	-	-	-	-	-	-	-	-
2001-02	Calg. Rangers	CBHL	27	5	18	23	42	-	-	-	-	-	-	-	-	-	-
2002-03	Calgary	WHL	50	2	1	3	4	-	-	-	-	-	4	0	0	0	0
2003-04	Calgary	WHL	72	11	24	35	33	-	-	-	-	-	7	1	1	2	0
2004-05	Calgary	WHL	72	2	27	29	31	-	-	-	-	-	12	2	1	3	6
2005-06	Calgary	WHL	68	7	33	40	36	-	-	-	-	-	13	4	6	10	6
	Hershey	AHL	-	-	-	-	-	-	-	-	-	-	7	1	3	4	4
2006-07	<b>CAPITALS</b>	<b>NHL</b>	<b>38</b>	<b>0</b>	<b>3</b>	<b>3</b>	<b>16</b>	<b>5</b>	<b>0</b>	<b>0</b>	<b>0</b>	<b>22</b>	-	-	-	-	-
	Hershey	AHL	44	2	10	12	39	-	-	-	-	-	19	0	1	1	18
2007-08	<b>CAPITALS</b>	<b>NHL</b>	<b>69</b>	<b>5</b>	<b>12</b>	<b>17</b>	<b>28</b>	<b>12</b>	<b>0</b>	<b>0</b>	<b>0</b>	<b>36</b>	<b>2</b>	<b>0</b>	<b>0</b>	<b>0</b>	<b>2</b>
	Hershey	AHL	1	0	0	0	0	-	-	-	-	-	-	-	-	-	-
2008-09	<b>CAPITALS</b>	<b>NHL</b>	<b>64</b>	<b>1</b>	<b>11</b>	<b>12</b>	<b>21</b>	<b>13</b>	<b>0</b>	<b>1</b>	<b>0</b>	<b>40</b>	<b>1</b>	<b>0</b>	<b>0</b>	<b>0</b>	<b>0</b>
2009-10	<b>CAPITALS</b>	<b>NHL</b>	<b>73</b>	<b>3</b>	<b>20</b>	<b>23</b>	<b>32</b>	<b>*50</b>	<b>0</b>	<b>0</b>	<b>0</b>	<b>43</b>	<b>7</b>	<b>0</b>	<b>1</b>	<b>1</b>	<b>4</b>
2010-11	<b>CAPITALS</b>	<b>NHL</b>	<b>72</b>	<b>1</b>	<b>9</b>	<b>10</b>	<b>12</b>	<b>6</b>	<b>0</b>	<b>0</b>	<b>1</b>	<b>34</b>	<b>9</b>	<b>0</b>	<b>0</b>	<b>0</b>	<b>6</b>
<b>NHL/CAPITALS TOTALS</b>			<b>319</b>	<b>10</b>	<b>56</b>	<b>66</b>	<b>109</b>	<b>86</b>	<b>0</b>	<b>1</b>	<b>1</b>	<b>175</b>	<b>19</b>	<b>0</b>	<b>1</b>	<b>1</b>	<b>12</b>

### WHL East Second All-Star Team (2006)

## CAREER HIGHLIGHTS

**First NHL Game:** 12/22/06 (WSH 1 vs NJ 4)

**First NHL Goal:** 10/29/07 (WSH 7 at TOR 1, Toskala)

**First NHL Assist:** 1/26/07 (WSH 2 at CAR 6)

**Most Goals in a Game:** 1 (10 times, last: 3/18/11, WSH 3 at NJ 0)

**Most Assists in a Game:** 2 (4 times, last: 3/3/10, WSH 3 at BUF 1)

**Most Points in a Game:** 3 (10/22/09, WSH 5 at ATL 4, 1G-2A)

**Most Shots in a Game:** 4 (3/15/07, WSH 3 at BOS 4)

**Most PIM in a Game:** 5 (4/1/09, WSH 5 vs NYI 3)

**Most Ice Time in a Game:** 26:35 (3/31/11, WSH 4 vs CBJ 3 OT)

**Longest Goal Streak:** 3 (12/8/07-12/12/07, 3G)

**Longest Assist Streak:** 3 (3 times, last: 1/7/10-1/12/10, 4A)

**Longest Point Streak:** 3 (4 times, last: 1/7/10-1/12/10, 4A)

**Penalty Shots:** None

**Shootouts:** None

## PLAYOFF HIGHLIGHTS

**Most Assists in a Game:** 1 (4/17/10, WSH 6 vs MTL 5 OT)

**Most Points in a Game:** 1 (4/17/10, WSH 6 vs MTL 5 OT, 1A)

## DID YOU KNOW?

Jeff Schultz is tied (with teammate Mike Green) for second in plus/minus (+69) among defensemen in the last three seasons, trailing only Zdeno Chara (+75) during that span.





# JEFF SCHULTZ

## 2010-11

Finished tied for eighth on the team in plus/minus at +6 ... Logged a career-high 26:35 on 3/31 vs. CBJ ... His game-winning goal on 3/18 at NJ was the first GWG of his career and his first goal in 82 games ... Second on the team in blocked shots (138) ... Skated the third-most short handed ice time per game on the Capitals (2:26) ... Ranked fifth in even-strength ice time per game (17:15) ... Second among Capitals defensemen in short handed ice time per game in the playoffs (2:52) ... Led the team with 22 blocked shots in the postseason.

## Career

**2009-10:** Appeared in 73 games and recorded career highs in points (23) and assists (20) ... Led the NHL and set a franchise record with a career-high +50 ... The first defenseman with a +50 rating since Chris Pronger in his Hart Trophy-winning season (+52 in 1999-00) ... Was +14 against ATL in six games ... First Capital to lead the NHL in plus/minus ... Averaged a career-high 19:51 TOI ... Led the team with 129 blocked shots ... Registered a career-high 32 PIM ... Recorded a career-best three points (1g-2a) at ATL (10/22) ... Was a season-high +5 in two contests this season, 1/9 at ATL and 4/5 at PIT ... Matched his career high with two three-game point streaks (10/22—10/27, 1g-4a and 1/7—1/12, 4a) ... Skated a season-high 26:10 on 1/9 at ATL ... Tallied 14 points (2g-12a) on the road ... Averaged 2:38 of shorthanded TOI per game, fourth on the team.

**2008-09:** Played in 64 games and recorded 12 points (1g-11a) ... Second among Caps defensemen and fourth on the team with a career-high +13 ... Averaged a career high 19:45 TOI ... Seven of his 12 points (1g-6a) came in the third period; recorded seven of his 11 assists in the final 10 minutes of the game or OT ... His 21 PIM were the fewest for any Cap defenseman who played more than 30 games ... Was +9 against division opponents ... Recorded 93 blocked shots, ranking fifth on the team ... Averaged 3:18 of shorthanded ice time per game, the fourth highest on the team... Team was 9-1-1 when he had a point ... Had three assists in the first six games of the season and had an assist in three straight games (11/6—11/10) ... Was a +4 at CAR (11/12) and vs. OTT (2/1) ... Suffered a broken finger 11/24 at MIN and missed 15 games ... Skated a season-high 26:34 on 2/11 at NYR... Recorded his first career shorthanded goal at PIT (1/14) ... Played only one playoff game due to injury.

**2007-08:** Appeared in 72 games for Washington, posting 18 points (5g-13a) and 28 PIM ... Ranked first among Caps defensemen and fourth on the team with a +12 rating ... Second among Caps defensemen with five goals ... Third among Caps defensemen averaging 18:05 of ice time ... Ranked third on the team with 90 blocked shots ... Played one game in Hershey during a brief AHL stint early in the season ... Scored first NHL goal 10/29 at TOR ... Led the team in ice time 11/2 vs. PHI (22:03) ... Registered first assist of the season 12/1 at FLA ... Posted season-high six

points (4g-2a) in December ... Scored goals in three straight games from 12/8—12/12 ... Skated in season-high 25:33 1/5 at MTL ... Recorded his first career multiple-point game with two assists vs. EDM (1/17) ... Played his 100th NHL game 3/14 vs. ATL ... Limited to two playoff games due to injury.

**2006-07:** Played in 38 games with the Capitals in his first professional season ... Recorded three points, all assists ... Third among Caps defensemen with 18:12 of average ice time ... Ranked 12th among NHL rookie defensemen in ice time ... Tied for second on the team in plus/minus rating with +5 ... Finished tied for eighth among NHL rookie defensemen in plus/minus rating ... Made his NHL debut vs. NJ (12/22) ... Played 34 straight games from 1/18—4/3, with a +7 rating in that time ... Recorded his first career point with an assist at CAR (1/26) ... Had a career-high four PIM vs. FLA (1/20) ... Posted a career high +4 vs. CAR (1/27) ... Played 44 games with Hershey (AHL) with 12 points (2g-10a) and a +20 rating ... Had one assist in 19 playoff games.

## Junior Career

Posted 107 points (22g-85a) in his four-year, 262-game WHL career, all with CGY.

**2005-06:** Played 68 games for the CGY Hitmen of the WHL and shared the lead among team defensemen with 40 points (7g-33a) ... Tied for 13th among WHL defensemen in scoring ... Led the team with a +20 rating ... Scored four PPGs ... Played for Team WHL in the 2005 ADT Canada-Russia Challenge ... Shared the team lead in playoff scoring with 10 points (4g-6a) in 13 games ... Joined Hershey in the AHL playoffs at the conclusion of CGY's season ... Played seven playoff games for the Bears in their run to the Calder Cup ... Posted four points (1g-3a), including his first pro goal in his first game, vs. Wilkes-Barre/Scranton (5/7).

**2004-05:** Played in all 72 games for CGY and was the team's second-highest scoring defenseman with 29 points (2g-27a) ... Appeared in 12 playoff games, notching two goals, one assist and six PIM.

**2003-04:** Played all 72 games for CGY ... Recorded a career-best 11 goals, including four PPGs ... Ranked sixth on the team with 35 points ... Posted a +28 rating, leading CGY defensemen and third-best on the team.

**2002-03:** Played 50 games as a WHL rookie ... Posted two goals and an assist.

## Transactions

Selected by Washington in the first round, 27th overall, in 2004 Entry Draft.

## Personal

Plays golf and video games in his spare time ... Favorite athlete is Tom Brady ... Favorite tourist attractions in Washington, D.C., are the monuments.



# ALEXANDER SEMIN

# 28

Right Wing/Left Wing • Height: 6'2" • Weight: 209 • Shoots: Right  
 Born: March 3, 1984 (Krasnoyarsk, Russia)  
 Drafted: Capitals' first-round choice, 13th overall, in the 2002 Entry Draft

## vs. the NHL

	GP	G	A	P	PIM
ANA	3	6	0	6	4
BOS	18	4	10	14	18
BUF	17	3	6	9	8
CGY	6	1	4	5	4
CAR	35	25	17	42	38
CHI	5	0	3	3	6
COL	5	0	1	1	17
CBJ	6	2	2	4	0
DAL	5	2	3	5	2
DET	6	1	2	3	6
EDM	6	2	2	4	12
FLA	35	14	16	30	34
LA	6	1	0	1	4
MIN	5	1	0	1	2
MTL	17	11	6	17	20
NSH	6	3	2	5	0
NJ	21	7	7	14	26
NYI	16	7	4	11	16
NYR	18	3	10	13	33
OTT	17	12	9	21	20
PHI	19	9	11	20	24
PHX	4	1	5	6	4
PIT	21	10	9	19	30
SJ	6	1	1	2	0
STL	6	1	4	5	6
TB	33	22	17	39	22
TOR	14	7	10	17	12
VAN	5	3	0	3	6
WPG	31	17	17	34	20

## Playoffs vs. the NHL

	GP	G	A	P	PIM
MTL	7	0	2	2	4
NYR	12	8	4	12	16
PHI	7	3	5	8	8
PIT	7	0	6	6	8
TB	4	1	1	2	0

## CAREER STATISTICS

		Regular Season													Playoffs					
Year	Team	League	GP	G	A	Pts	PIM	+/-	PP	SH	GW	S	GP	G	A	Pts	PIM			
2001-02	Chelyabinsk	Russia-2	46	13	8	21	52	-	-	-	-	-	2	2	0	2	0			
2002-03	Togliatti	Russia	47	10	7	17	36	-	-	-	-	-	10	*5	3	8	10			
	Russia	WC	6	0	0	0	0	-	-	-	-	-	-	-	-	-	-			
2003-04	<b>CAPITALS</b>	<b>NHL</b>	<b>52</b>	<b>10</b>	<b>12</b>	<b>22</b>	<b>36</b>	<b>-2</b>	<b>4</b>	<b>0</b>	<b>2</b>	<b>92</b>	-	-	-	-	-			
	Portland	AHL	4	3	1	4	6	-	-	-	-	-	7	4	7	11	19			
	Russia	WJC	6	2	2	4	10	-	-	-	-	-	-	-	-	-	-			
2004-05	Togliatti	Russia	50	19	11	30	56	-	-	-	-	-	10	1	1	2	0			
	Russia	WC	6	3	0	3	8	-	-	-	-	-	-	-	-	-	-			
2005-06	Togliatti	Russia	16	5	4	9	52	-	-	-	-	-	-	-	-	-	-			
	Mytishi	Russia	26	3	7	10	24	-	-	-	-	-	8	3	2	5	6			
	Russia	WC	7	3	3	6	8	-	-	-	-	-	-	-	-	-	-			
2006-07	<b>CAPITALS</b>	<b>NHL</b>	<b>77</b>	<b>38</b>	<b>35</b>	<b>73</b>	<b>90</b>	<b>-7</b>	<b>17</b>	<b>0</b>	<b>6</b>	<b>243</b>	-	-	-	-	-			
2007-08	<b>CAPITALS</b>	<b>NHL</b>	<b>63</b>	<b>26</b>	<b>16</b>	<b>42</b>	<b>54</b>	<b>-18</b>	<b>10</b>	<b>0</b>	<b>2</b>	<b>185</b>	<b>7</b>	<b>3</b>	<b>5</b>	<b>8</b>	<b>8</b>			
	Russia	WC	9	6	7	13	8	-	-	-	-	-	-	-	-	-	-			
2008-09	<b>CAPITALS</b>	<b>NHL</b>	<b>62</b>	<b>34</b>	<b>45</b>	<b>79</b>	<b>77</b>	<b>25</b>	<b>8</b>	<b>0</b>	<b>8</b>	<b>223</b>	<b>14</b>	<b>5</b>	<b>9</b>	<b>14</b>	<b>16</b>			
2009-10	<b>CAPITALS</b>	<b>NHL</b>	<b>73</b>	<b>40</b>	<b>44</b>	<b>84</b>	<b>66</b>	<b>36</b>	<b>8</b>	<b>2</b>	<b>5</b>	<b>278</b>	<b>7</b>	<b>0</b>	<b>2</b>	<b>2</b>	<b>4</b>			
	Russia	Olympics	4	0	2	2	4	-	-	-	-	-	-	-	-	-	-			
2010-11	<b>CAPITALS</b>	<b>NHL</b>	<b>65</b>	<b>28</b>	<b>26</b>	<b>54</b>	<b>71</b>	<b>22</b>	<b>6</b>	<b>1</b>	<b>4</b>	<b>196</b>	<b>9</b>	<b>4</b>	<b>2</b>	<b>6</b>	<b>8</b>			
<b>NHL/CAPITALS TOTALS</b>			<b>392</b>	<b>176</b>	<b>178</b>	<b>354</b>	<b>394</b>	<b>56</b>	<b>53</b>	<b>3</b>	<b>27</b>	<b>1217</b>	<b>37</b>	<b>12</b>	<b>18</b>	<b>30</b>	<b>36</b>			

## CAREER HIGHLIGHTS

**First NHL Game:** 10/14/03 (WSH 1 at MTL 5)  
**First NHL Goal:** 10/31/03 (WSH 2 vs ATL 1, Nurminen)  
**First NHL Assist:** 10/14/03 (WSH 1 at MTL 5)  
**Most Goals in a Game:** 3 (7 times, last: 2/16/11, WSH 7 at ANA 6)  
**Most Assists in a Game:** 3 (5 times, last: 4/9/10, WSH 5 vs ATL 2)  
**Most Points in a Game:** 5 (2 times, last: 11/11/10, WSH 6 vs TB 3, 3G-2A)  
**Most Shots in a Game:** 11 (2 times, last: 4/9/10, WSH 5 vs ATL 2)  
**Most PIM in a Game:** 15 (12/11/10, WSH 2 vs COL 3)  
**Most Ice Time in a Game:** 26:59 (2/1/07, WSH 3 at FLA 6)  
**Hat Tricks:** 7 (last: 2/16/11, WSH 7 at ANA 6, 3G)  
**Multiple-Point Games:** 87 | **Multiple-Goal Games:** 29  
**Longest Goal Streak:** 6 (2/26/09-3/8/09, 6G)  
**Longest Assist Streak:** 5 (2 times, last: 1/15/10-1/23/10, 8A)  
**Longest Point Streak:** 10 (1/15/10-2/2/10, 6G-11A)  
**Penalty Shots:** 0/2  
**Shootouts:** 12/35

## PLAYOFF HIGHLIGHTS

**Most Goals in a Game:** 2 (4/20/09, WSH 4 at NYR 0)  
**Most Assists in a Game:** 2 (2 times, last: 5/11/09, WSH 5 at PIT 4 OT)  
**Most Points in a Game:** 3 (4/20/09, WSH 4 at NYR 0, 2G-1A)

## DID YOU KNOW?

Alexander Semin is one of only nine active players in the NHL to have posted at least 26 goals in each of the last five seasons.



# ALEXANDER SEMIN

A sixth-year Capital who ranks 17th in franchise history with 354 career points ... His 176 goals rank 11th all-time in Capitals history ... One of only nine players to have posted at least 26 goals in each of the last five seasons ... Tied for 11th in the league with 166 goals in that time ... In the last three seasons combined his +83 rating is tied for second best in the NHL.

## 2010-11

Ranked second on the team in goals (28) and third in points (54); third on the team at +22 ... Became the first Capital with four three-goal games in a single season since Peter Bondra accomplished that feat during the 1995-96 season ... 27 of his 28 goals came in Capitals wins ... Started the season with four points (1g-3a) in his first three games ... Registered a four-game goal streak from 10/30-11/7 (4g) ... Scored the shootout-determining goal in a 5-4 win on 3/22 at PHI ... Ranks second on the team in GWGs (4) ... Recorded his seventh career hat trick and fourth of the season in 7-6 win 2/16 at ANA ... Had his third hat trick of the season (in a 35-day span) - a natural hat trick in 4:29, 11/26 vs. TB ... Had his second hat trick and added two assists 11/11 vs. TB ... Hat trick 10/23 vs. ATL ... Registered a nine-game point streak from 10/30-11/17 (9g-8a) ... Had the game-winning goal in overtime and added an assist in Game 1 of the ECQF against the NYR ... Registered a three-game goal streak during the playoffs from 4/20-4/29 (3g) ... Finished tied for third in points on WSH during the postseason (6) and second in goals (4).

## Career

**2009-10:** Finished second on the team in goals (40), third in points (84) and fourth in assists (44) in 73 games ... Ranked seventh in the league in goals and 13th in points ... He and Alex Ovechkin were the only teammates who both hit the 40-goal mark and they combined for the most goals of any teammates (90) ... They also became the first Russian teammates to both score 40 goals ... Finished fifth on the team and tied for fifth in the league at +36 ... His 30 even-strength goals ranked third in the league, behind only Alex Ovechkin and Sidney Crosby ... Had a team-high two SHGs ... Tied for second on the team with five GWGs ... Second on the team and 12th in the league with 278 shots ... Had 51 of his points (23g-28a) in 39 home games ... Second on the team with 11 multiple-goal games and tied for second with 27 multiple-point games ... Fourth on the team with 27 power-play points (8g-19a) ... Posted consecutive two-goal games 10/3 vs. TOR and 10/6 at PHI (4g-1a) ... Scored 0:08 into the game 11/11 vs. NYI, tying the Capitals record for the fastest goal to start a game ... Added a second goal in that game and had a career-high 11 shots on goal ... Had his best goal (11), assist (12) and point (23) month in January ... Enjoyed a 10-game point streak, the longest by a Capital all year, from 1/15—2/2 (6g-11a) ... Recorded hat trick, added an assist and took nine shots 2/11 at OTT ... Matched his career highs in assists (3) and shots (11) on 4/9 vs. ATL ... Had nine goals in the last 13 games of the season (9g-7a) ... Recorded playoff assists in Game 4 at MTL (4/21) and Game 7 vs. MTL (4/28) ... Represented Russia at the 2010 Olympics. **2008-09:** Averaged more than a point per game (1.274), trailing only Alex Ovechkin and PIT's Evgeni Malkin and Sidney Crosby among players who played at least 20 games ... Finished second on the team in goals (34), third in points (a career-high 79) and third in assists (a career-high 45) ... Recorded at least a point in 50 of the 62 games he played ... Led the team and tied for 14th in the league at +25, the first season of his career with a positive rating ... Third on the team with 223 shots and had at least one shot in every game he played ... Tied for 10th in the NHL with 73 takeaways ... Had a career-best eight GWGs ... Had a team-high three shootout goals (seven attempts), including two that decided the game ... Led the NHL with 27 points (13g-14a) in the first 15 games of the season ... Named NHL's First Star of the Month in October (8g-8a) ... Set a career high for points in a game (5, 2g-3a) 11/12 at CAR ... Established a career-best five-game assist streak from 12/13—1/6 (5a) ... Recorded the Caps' fastest goal to start a game of the season 2/5 vs. LA (0:15) ... Had a career-best nine-game point streak from 2/26—3/14 (7g-9a) ... That streak began with a career-best six-game goal streak

(2/26—3/8, 6g) ... Scored his 100th career goal on 3/3 vs. CAR ... Recorded his 200th career point on 3/8 vs. PIT and added his 100th career assist 3/12 at PHI ... Set new career highs in goals (5), assists (9) and points (14) in 14 playoff games for the Capitals ... Finished third on the team in points ... Led the NHL with 14 takeaways through two rounds of the playoffs ... Shared the NHL lead in goals in the first round (5) ... Had two goals, including the GWG, and added an assist in Game 3 of the ECQF vs. NYR (4/20) ... Had a six-game point streak (4g-5a) from 4/20—5/2. **2007-08:** Finished second on the team in goals (26) and fifth in points (42) ... Missed 17 of the first 23 games because of an ankle injury ... Totaled 24 goals in his last 46 games and 38 points in his last 47 games ... Combined with Alex Ovechkin for the most goals by any teammates in the NHL (91) ... Shared the team lead with three shootout goals (six attempts) ... Recorded his 100th NHL point with an assist 12/8 vs. ATL ... Finished second on the team in playoff scoring with eight points (3g-5a) in seven games ... Second on the team in playoff shots (28) and tied for second on the team with a +2 rating ... Scored goals in Games 4, 5 and 6 of the ECQF vs. PHI and added an assist in each game for three consecutive multiple-point games ... Had a four-game point streak (3g-4a from 4/15—4/21) ... Scored the GWG in Game 5 (4/19) ... Helped lead Russia to the gold medal at the World Championship. **2006-07:** Ranked second on the team in goals, assists and points ... Led Caps with 17 PPGs and 38 points with the man advantage ... Tied for fourth in the NHL in PPGs and tied for 14th in power-play points ... His 38 goals ranked third in the NHL among players 23 years old and younger, trailing only Alex Ovechkin and Thomas Vanek (BUF) ... Finished second on team with eight multiple-goal games and 19 multiple-point games ... Ranked third on the roster with 90 PIM ... Tallied six GWGs (second on team) ... Notched 44 of 73 points at home (24g-20a), leading the team in goals at Verizon Center ... Ranked second on the team in home plus/minus rating (+7) ... Led team with nine first-star of the game selections ... Scored at least one goal in first six of seven games (eight goals total) to open season (10/5—10/21), becoming the first Capital to score eight goals in the season's first seven games ... Notched first of two hat tricks in first home game vs. CAR (10/7) ... Scored an NHL-leading 12 goals in January, the most by a Caps player in a month in 10 years (since Peter Bondra had 12 in January 1997) ... Appeared in 100th NHL game at FLA (2/1) and skated a career-high 26:59 ... Had the lone shootout goal in Washington's only shootout win of the season, vs. NYI (2/4). **2005-06:** Led Mytischki in playoff goals (3) and shared the team lead in playoff points (5) in eight games ... Represented Russia in the 2006 World Championship. **2004-05:** Played 50 games for Togliatti in the Russian Super League ... Led the team in goals (19) and ranked second in points (30). **2003-04:** His rookie NHL season, appeared in 52 games for the Capitals, recording 22 points (10g-12a) ... Finished fourth on the Capitals in points and PPGs (4) ... Led team rookies in goals, assists and points ... Made his NHL debut at MTL (10/14), recording an assist ... Tallied his first NHL goal, the GWG, on the power play vs. ATL (10/31) ... Recorded his first multiple-point game 11/4 at TB (2a) ... Scored the GWG and added an assist 1/9 vs. CAR ... Joined Portland following the completion of the NHL season, appearing in four regular-season games ... In seven playoff games for the Pirates, led the team with four goals, seven assists and 11 points ... Scored three goals, tying a Portland playoff record, and added an assist vs. Hartford (4/23) ... Represented Russia in the World Junior Championship. **2002-03:** Ranked fifth on the team in points (17) ... In 10 playoff games, led the team with five goals and added three assists.

## International Career

Has represented Russia in six international competitions. **2008:** Helped lead Russia to the gold medal at the World Championship ... Led Russia and finished tied for third in the tournament with 13 points (6g-7a) in nine games ... Tied for second in the tournament in goals and tied for seventh in assists.

## Transactions

Selected by Washington in the first round, 13th overall, in the 2002 Entry Draft.





29

Acquired: Signed as a free agent, July 2, 2011

GP	W	L	Min	GAA
-	-	-	-	-
-	-	-	-	-
-	-	-	-	-
-	-	-	-	-
2	0	2	-	3.22
-	-	-	-	-
-	-	-	-	-
-	-	-	-	-
-	-	-	-	-
-	-	-	-	-
-	-	-	-	-
6	2	4	356	2.02
-	-	-	-	-
-	-	-	-	-
-	-	-	-	-
4	0	3	-	3.51
-	-	-	-	-
-	-	-	-	-
-	-	-	-	-
5	1	4	324	2.96
-	-	-	-	-
-	-	-	-	-
-	-	-	-	-
-	-	-	-	-
-	-	-	-	-
-	-	-	-	-
11	3	8	679	2.47

Tomas Vokoun enters the 2011-12 season tied for the best save percentage (.922) in the NHL since the 2005-06 season and is also tied for the fourth-most shutouts in that span (32). He has finished in the top 10 in save percentage in five of the last six seasons.



# TOMAS VOKOUN

## 2010-11

Completed his 13th NHL season ... Tied for sixth in the NHL in shutouts (6) ... Stopped 28 shots while recording sixth shutout of the season on 4/9 vs. WSH ... Recorded 37 saves and earned the win on 3/8 vs. CHI ... Passed former Capital Donald Beaupre for 18th on the all-time NHL saves list (16,533) on 2/16 vs. PHI ... Recorded 32 saves for fifth shutout of season on 1/2 vs. NYR ... Stopped season-high 45 shots while recording win Dec. 23 at BUF ... Recorded 41 saves while earning a win in his 600th career game on 12/17 vs. BUF ... Turned aside 36 shots while earning his 3rd shutout of the season on 12/9 at WSH ... Stopped 22 shots while picking up his 250th career victory (41st player in NHL history to accomplish feat) on 12/7 vs. COL ... Won three consecutive games Nov. 10-17 ... Recorded 40 saves in winning effort 10/30 at MTL ... Had 142:04 shutout streak snapped in first period on 10/21 vs. DAL ... Named NHL's First Star for the week ending Oct. 17 ... Notched his second consecutive shutout (40th career) in a 6-0 win on 10/16 vs. TB making 29 saves.

## Career

**2009-10:** Completed his twelfth NHL season ... Named team's Three Stars Player of the Year ... Finished fifth in the NHL in saves (1,924) ... Fifth in the league in shots against (2,081) ... Tied for third in NHL in shutouts (7) ... Third in the NHL in save percentage (.925) ... Named NHL's Third Star for the month of January ... Stopped 33 shots for his career high seventh shutout of the season Jan. 31 vs. NY Islanders ... Captured his sixth shutout of the season Jan. 23 vs. TOR with 39 saves ... Joined Martin Brodeur as the only two goalies to have recorded at least four shutouts in each season since 2005-06 ... Recorded his fifth shutout of the season Jan. 18 vs. ATL, stopping 27 shots ... Recorded his 35th career shutout Jan. 9 at OTT, stopping 24 shots ... Earned his 225th career NHL win Dec. 14 at NY Islanders ... Recorded his 34th career shutout, stopping 40 shots Nov. 12 at BOS ... Recorded his 33rd career shutout Nov. 4 vs. CAR, stopping 32 shots ... Recorded his 32nd career shutout Oct. 31 at Saint Louis, turning away all 34 shots ... Stopped 52 of 55 shots Oct. 2 at CHI, winning the first NHL game ever played in Finland.

**2008-09:** Completed his 10th NHL season ... Ranked second among NHL goaltenders in save percentage (.926) ... Recorded a NHL career high six shutouts and was ranked tied for sixth in the league (Ward-CAR, Mason-STL, Conklin-DET) ... Ranked eighth in the NHL in shots faced (1856, 59GP) ... Named Mayors Three Stars player of the year ... Played in his 500th NHL game Mar. 7 vs. STL ... Named the NHL's second star of the week on Feb. 23, recording 2 shutouts and stopping 115 of 118 shots (Feb. 16-22) ... Made 41 saves for his sixth shutout of the season Feb. 21 vs. BOS ... Recorded the 30th shutout of his NHL career Feb. 17 vs. NJ ... Stopped 42 shots for his fourth shutout of the season Feb. 12 at CAR ... Earned his 200th NHL win Jan. 6 at TOR ... Recorded his third shutout of the season, stopping 27 shots in a 3-0 win over NSH on Dec. 23 ... Recorded the second shutout of the season, stopping 23 shots in a 3-0 victory vs. COL on Dec. 21 ... Stopped 47 of 50 shots for the win Oct. 24 vs. SJ ... Recorded his first shutout of the season, stopping 31 shots in a 2-0 victory Oct. 18 vs. NY Islanders ... Stopped 31 of 33 shots for his first win of the season Oct. 11 vs. ATL. **2007-08:** Completed ninth NHL season, first with FLA ... Represented the Eastern Conference in the 2008 NHL All-Star Game ... Named BankAtlantic Team MVP ... Led the NHL in shots faced (2213) and saves made (2033) ... At the end of the second period Feb. 19 at PIT, Vokoun surpassed the 25,000 minutes played mark in his NHL career ... Recorded his 25th career NHL shutout stopping all 24 shots Feb. 5 at TOR ... Recorded at least 25 wins for the fifth consecutive season ... Led all NHL goaltenders with six assists ... Recorded his first win with the Panthers and 22nd career shutout, stopping 29 shots Oct. 11 vs. NJ. **2006-07:** Tied a franchise record with a career-high five shutouts ... Ranked fifth in the NHL in SV% (.920) and tied for sixth in shutouts (5) ... Notched at least 25 wins for the fourth straight season ... Established a career-high in shutouts with his fifth of the season vs. EDM Mar. 24 ... Posted his fourth shutout of the season vs. SJ Feb. 14 ... Made 36 saves to post his third shutout of the season vs. ANA Feb. 3 ... Missed 20 games with a hand

injury from Nov. 25-Jan. 6 ... Made 38 saves, a 2007 post-season high, in Game 3 of the WCQ at SJ ... Earned his first playoff win since the 2004 post-season with 22 saves in Game 2 of the WCQ vs. SJ on April 13. **2005-06:** Finished fourth in balloting for the 2005-06 Vezina Trophy and 16th in the voting for the Hart Trophy ... Tied for fifth in the NHL with a career-high .919 SV% and ranked sixth in the league with a career-high 36 wins ... Posted a career-high four shutouts ... Named the NHL Defensive Player of the Week for the week of Mar. 13-19 after going 3-0-0 with a 1.34 GAA, .951 SV% and two shutouts ... Registered back-to-back shutouts Mar. 14 (5-0 vs. VAN) and Mar. 16 (2-0 vs. PHX) ... Named the NHL Defensive Player of the Week for the week of Nov. 28-Dec. 4 after posting a 3-0-0 record with a 1.30 GAA and a .952 SV% ... Played in his 300th career game Dec. 3 vs. PHI ... Earned his 100th NHL win Oct. 8 vs. ANA ... Missed the final eight games of the regular season and the playoffs due to a blood condition. **2003-04:** Played for the Western Conference at the 2004 NHL All-Star Game, stopping eight of 12 shots in the second period ... Broke his own career-highs in games played (73) and minutes played (4221) ... Tied for second in the NHL in games played, tied for third in wins, tied for third in shots faced (1958) and ranked fourth in minutes played ... Led league goalies with a career-high 35 PIM ... Named NHL Defensive Player of the Week for the week of Nov. 24 - Nov. 30 (4-0-0, 1.50 GAA, .950 SV%) ... Posted a career-high, seven-game winning streak from Nov. 21-Dec. 4 ... Backstopped the Predators in all six of their post-season games ... Tied for first among playoff goalies with a .939 SV% ... The goalie of record for NSH's first playoff win April 11 vs. DET and first shutout April 13 vs. DET. **2002-03:** Established career-highs in consecutive starts (38) and GAA (2.20) ... Ranked third in the NHL in games played (69), tied for eighth in GAA and tied for 10th in SV% (.918) ... Registered back-to-back shutouts Feb. 25 (5-0 vs. CBJ) and Feb. 27 (6-0 vs. PIT) ... Faced five penalty shots (three saves, two goals), tying a modern-era NHL record. **1999-00:** Became the first Predator to earn NHL Player of the Week honors after posting a record of 3-0-0, one shutout, a 1.33 GAA and a .960 SV% during the week of Dec. 27-Jan. 2. **1998-99:** Ranked second among NHL rookie goaltenders with 12 wins and tied for first with 37 games played ... Posted the first shutout of his career and first in Predators history Jan. 15 vs. PHX (31 saves) ... Notched his first NHL victory Dec. 10 vs. SJ ... Was recalled from Milwaukee (IHL) Oct. 26 and made his Predators debut on Nov. 7 at VAN.

## International

**2010:** Led Czech Republic to a gold medal at the 2010 World Championships in Germany, going 7-1 with 1.57 GAA and .944 SV% ... Started five games for Czech Republic at the 2010 Olympics in VAN, finishing 3-2 with a 1.78 GAA and .936 SV%. **2006:** Captured a bronze medal with the Czech Republic at the 2006 Winter Olympic Games. **2005:** Won a gold medal with the Czech Republic at the 2005 World Championships in Austria ... Awarded the Directorate's Best Goaltender Award and was selected to the tournament All-Star team ... Posted a 7-1 record at the World Championships and ranked second in SV% (.953) and GAA (1.08). **2004:** Represented the Czech Republic at the 2004 World Cup of Hockey ... Played for the tournament-host Czech Republic at the 2004 World Championships and was voted one of the Czechs' top three players by tournament coaches ... Posted a record of 5-1-0 with two shutouts and ranked second among tournament goalies in SV% (.944) and GAA (1.14).

## Transactions

Selected by MTL in the ninth round, 226th overall, in the 1994 Entry Draft ... Claimed by NSH from MTL in Expansion Draft, June 26, 1998 ... Traded from NSH to FLA on June 22, 2007 in exchange for FLA's 1st round selection in 2008, 2nd round selection in 2007 and a 2nd round selection in 2008 ... Signed with Washington as a free agent, July 2, 2011.



# JOEL WARD

# 42

Right Wing • Height: 6'1" • Weight: 226 • Shoots: Right  
Born: December 2, 1980 (Toronto, Ontario)  
Acquired: Signed as a free agent, July 1, 2011

## vs. the NHL

	GP	G	A	P	PIM
ANA	11	3	3	6	8
BOS	2	0	1	1	0
BUF	3	0	1	1	2
CGY	12	0	3	3	9
CAR	3	0	1	1	0
CHI	20	4	6	10	4
COL	8	2	1	3	6
CBJ	17	1	6	7	4
DAL	11	2	2	4	6
DET	19	6	5	11	2
EDM	13	2	6	8	2
FLA	5	2	0	2	4
LA	11	3	3	6	4
MIN	12	3	3	6	4
MTL	3	0	0	0	2
NJ	4	0	0	0	0
NYI	3	1	0	1	2
NYR	3	0	0	0	4
OTT	3	0	1	1	2
PHI	3	1	1	2	2
PHX	11	1	3	4	4
PIT	3	0	2	2	0
SJ	11	4	2	6	2
STL	18	2	3	5	8
TB	3	0	2	2	0
TOR	4	0	2	2	2
VAN	15	2	1	3	2
WSH	4	0	0	0	2
WPG	6	1	1	2	2

## Playoffs vs. the NHL

	GP	G	A	P	PIM
ANA	6	3	2	5	6
CHI	6	2	2	4	2
VAN	6	4	4	8	0

## CAREER STATISTICS

CAREER STATISTICS			Regular Season											Playoffs				
Year	Team	League	GP	G	A	Pts	PIM	+/-	PP	SH	GW	S	GP	G	A	Pts	PIM	
1997-98	Owen Sound	OHL	47	8	4	12	14	-	-	-	-	-	11	1	1	2	5	
1998-99	Owen Sound	OHL	58	19	16	35	23	-	-	-	-	-	16	2	4	6	0	
1999-00	Owen Sound	OHL	63	23	20	43	51	-	-	-	-	-	-	-	-	-	-	
2000-01	Owen Sound	OHL	67	26	36	62	45	-	-	-	-	-	5	2	4	6	4	
	Long Beach	WCHL	-	-	-	-	-	-	-	-	-	-	8	0	0	0	0	
2001-02	U.P.E.I	CIS	22	13	14	27	16	-	-	-	-	-	-	-	-	-	-	
2002-03	U.P.E.I	CIS	19	11	15	26	24	-	-	-	-	-	-	-	-	-	-	
2003-04	U.P.E.I	CIS	27	14	24	38	42	-	-	-	-	-	-	-	-	-	-	
2004-05	U.P.E.I	CIS	28	16	28	44	42	-	-	-	-	-	-	-	-	-	-	
2005-06	Houston	AHL	66	8	14	22	34	-	-	-	-	-	8	4	2	6	4	
2006-07	Minnesota	NHL	11	0	1	1	0	E	0	0	0	12	-	-	-	-	-	
	Houston	AHL	64	9	14	23	45	-	-	-	-	-	-	-	-	-	-	
2007-08	Houston	AHL	79	21	20	41	47	-	-	-	-	-	4	0	2	2	0	
2008-09	Nashville	NHL	79	17	18	35	29	1	3	2	2	133	-	-	-	-	-	
2009-10	Nashville	NHL	71	13	21	34	18	-5	3	1	1	134	6	2	2	4	2	
2010-11	Nashville	NHL	80	10	19	29	42	-1	5	0	4	157	12	7	6	13	6	
NHL TOTALS			241	40	59	99	89	-5	11	3	7	436	18	9	8	17	8	

## CAREER HIGHLIGHTS

**First NHL Game:** 11/4/09 (WSH 2 at NJ 3)  
**First NHL Goal:** 11/7/09 (WSH 7 vs FLA 4, Clemmensen)  
**First NHL Assist:** 11/4/09 (WSH 2 at NJ 3)  
**Most Goals in a Game:** 1 (4 times, last: 3/30/10, WSH 4 vs OTT 5 OT)  
**Most Assists in a Game:** 2 (11/4/09, WSH 2 at NJ 3)  
**Most Points in a Game:** 2 (11/4/09, WSH 2 at NJ 3, 2A)  
**Most Shots in a Game:** 4 (11/14/09, WSH 2 at NJ 5)  
**Most PIM in a Game:** 2 (3 times, last: 3/30/10, WSH 4 vs OTT 5 OT)  
**Most Ice Time in a Game:** 22:13 (11/21/09, NSH 4 vs. CBJ 3 SO)  
**Longest Goal Streak:** 2 (3/28/10-3/30/10, 2G)  
**Longest Point Streak:** 2 (2 times, last: 3/28/10-3/30/10, 2G)  
**Penalty Shots:** None  
**Shootouts:** 0/3

## DID YOU KNOW?

Joel Ward led Nashville in goals (7), assists (6) and points (13) in 12 postseason games last season.

## PLAYOFF HIGHLIGHTS

**Most Goals in a Game:** 2 (5/7/11, NSH 4 at VAN 3)  
**Most Assists in a Game:** 1 (8 times, last: 5/9/11, NSH 1 vs. VAN 2)  
**Most Points in a Game:** 3 (5/7/11, NSH 4 at VAN 3, 2g-1a)





# JOEL WARD

## 2010-11

Finished tied for ninth on NSH in points (29), tied for eighth in goals (10), eighth in assists (19) and seventh in penalty minutes (42) ... Finished second on NSH in game-winning goals (4) and fourth in power play goals (5) ... Ranked fourth on the team with 157 shots ... Ranked second among NSH forwards in blocked shots (57), third in takeaways (51) and fourth in hits (67) ... Set career highs in games played (80), penalty minutes, power play goals, game-winning goals, shots and hits ... Played in his 200th career game on 1/5 at ANA ... Scored in three consecutive games March 8-12, including back-to-back game-winning goals against MIN and COL ... Went +11 in home games ... Had four multi-point games ... Led the team in goals (7), assists (6) and points (13) in 12 games during the 2011 Stanley Cup playoffs ... Recorded a point in 10 of NSH's 12 postseason games (including two, five-game streaks) ... Had eight points (4g-4a) in the second round vs. VAN ... Had three points (1g-2a) in Game 5 of the WCSF vs. VAN.

## Career

**2009-10:** Set a career high in assists (21)... Also posted personal bests in shots (134) and average ice time (17:32)... The team went 23-2-1 when he registered a point, and is 20-4-3 since the start of the 2008-09 season when he scores a goal... Tied a personal best in power-play goals (3)... Ranked third on the club in even-strength assists (20)... Finished tied for 16th among NHL forwards in both blocked shots (62) and takeaways (62)... Ranked second among team forwards in average shorthanded time on ice (1:56)... Notched his first career three-point game (1g-2a) on Nov. 17 vs. SJ... Played in his 100th career NHL contest on Oct. 29 vs. CHI... NSH's nominee for the Bill Masterton Memorial Trophy... Missed 11 games due to injury. PLAYOFFS: Tied for second on the team in goals (2) and third in points (4)... Notched an assist in his NHL playoff debut in Game One... Scored his first career playoff goal and posted a +3 rating in Game Three... Scored the fourth shorthanded goal in the club's playoff history in Game Five as part of his first career multi-point performance in the playoffs (1g-1a). **2008-09:** Tied for fourth on the club in goals (17) and ranked third in shooting percentage (12.8%)... One of three Predators to notch multiple shorthanded goals (2)... Tied for eighth among NHL forwards in blocked shots (69)... Led NSH forwards in takeaways (60)... Posted the first multi-goal/point game of his career with a pair, including the game winner, in a 3-0 victory over DAL

on Dec. 13... Posted two four-game point streaks (3g-4a, Feb. 24-March 6; 2g-2a, March 28-April 3) and one three-game streak (4g-1a, March 16-19) in the final 21 games of the season. **2007-08:** Led the Houston Aeros (AHL) in goals (21), points (41) and tied for second on the club in assists (20) ... Also ranked second on the Aeros in game-winning goals (5) and tied for the club lead in shorthanded markers (2). **2006-07:** Appeared in 11 games with MIN, registering his first NHL point/assist in his fifth career game in his hometown of TOR on Dec. 26, 2006. **2005-06:** Played his first professional season with Houston ... Tied for second on Houston in goals (4) during the 2006 Calder Cup Playoffs ... Also tied for the club lead in plus/minus rating (+4) during the 2006 postseason ... Signed his first pro contract with Houston (AHL) on Dec. 4, 2005.

## Junior Career

Played four seasons at the University of Prince Edward Island (2001-05), notching 135 points (76g-76a) in 96 games. **2004-05:** Earned AUS conference MVP honors, the CIS Most Sportsmanlike Player award and was named to the CIS All-Canada team as a senior ... Named U.P.E.I.'s team MVP his sophomore, junior and senior seasons ... One of just three U.P.E.I. Panther alumni to have appeared in an NHL contest ... Spent four seasons with the Owen Sound Attack (OHL) from 1997-2001, registering 152 points (76g-76a) in 235 games.

## NHL Transactions

Signed with MIN as a free agent, September 27, 2006 ... Signed with NSH as a free agent, July 14, 2008 ... Signed with Washington as a free agent, July 1, 2011.

## Personal

Nickname: "Ward-o" or "Moose" ... Active in Big Brothers/Big Sisters and the NHL's Hockey is for Everyone initiatives ... Has a sociology degree from U.P.E.I. ... Favorites include West Indian food (favorite food), Bob Marley and Nas (musicians), Barbados (vacation destination), Toronto Blue Jays (non-hockey sports team), Quiet Strength by Tony Dungy (book) and Adam Graves (player growing up) ... Lists Jackie Robinson and Martin Luther King Jr. as the historical figures he would have most like to have met ... Has a cat named Leo.



# DENNIS WIDEMAN

# 6

Defense • Height: 6'0" • Weight: 200 • Shoots: Right

Born: March 20, 1983 (Kitchener, Ontario)

Drafted: Buffalo's eighth-round choice, 241st overall, in the 2002 Entry Draft

Acquired: From Florida for C Jake Hauswirth and a 2011 3rd-round pick, Feb. 28, 2011

## vs. the NHL

	GP	G	A	P	PIM
ANA	10	2	6	8	13
BOS	5	0	2	2	2
BUF	25	3	5	8	16
CGY	7	1	4	5	2
CAR	20	2	9	11	8
CHI	18	2	7	9	4
COL	11	0	3	3	4
CBJ	16	2	3	5	10
DAL	8	2	1	3	14
DET	18	1	3	4	26
EDM	9	1	1	2	16
FLA	14	1	8	9	4
LA	11	1	4	5	6
MIN	9	0	3	3	4
MTL	28	3	9	12	13
NSH	17	0	4	4	18
NJ	21	7	3	10	12
NYI	17	2	7	9	8
NYR	18	3	5	8	16
OTT	24	2	5	7	14
PHI	20	4	4	8	18
PHX	9	1	4	5	12
PIT	18	2	6	8	24
SJ	10	0	2	2	6
STL	6	1	3	4	6
TB	17	1	10	11	8
TOR	23	5	11	16	12
VAN	9	0	2	2	9
WSH	17	4	5	9	16
WPG	18	3	10	13	10

## Playoffs vs. the NHL

	GP	G	A	P	PIM
BUF	6	1	3	4	4
CAR	7	0	3	3	4
MTL	10	0	7	7	0
PHI	7	0	8	8	0

## CAREER STATISTICS

### Regular Season

Year	Team	League	GP	G	A	Pts	PIM	+/-	PP	SH	GW	S	GP	G	A	Pts	PIM
1999-00	Sudbury	OHL	63	10	26	36	64	-	-	-	-	-	12	1	2	3	22
2000-01	Sudbury	OHL	25	7	11	18	37	-	-	-	-	-	-	-	-	-	-
	London	OHL	24	8	8	16	38	-	-	-	-	-	5	0	4	4	6
2001-02	London	OHL	65	27	42	69	141	-	-	-	-	-	12	6	6	12	10
2002-03	London	OHL	55	20	27	47	83	-	-	-	-	-	15	7	10	17	17
2003-04	London	OHL	60	24	41	65	85	-	-	-	-	-	-	-	-	-	-
2004-05	Worcester	AHL	79	13	30	43	65	-	-	-	-	-	-	-	-	-	-
2005-06	St. Louis	NHL	67	8	16	24	83	-31	5	1	1	150	-	-	-	-	-
	Peoria	AHL	12	2	4	6	31	-	-	-	-	-	-	-	-	-	-
2006-07	St. Louis	NHL	55	5	17	22	44	-7	4	0	1	94	-	-	-	-	-
	Boston	NHL	20	1	2	3	27	-3	0	0	0	28	-	-	-	-	-
2007-08	Boston	NHL	81	13	23	36	70	11	9	0	1	171	6	0	3	3	0
2008-09	Boston	NHL	79	13	37	50	34	32	6	1	2	169	11	0	7	7	4
2009-10	Boston	NHL	76	6	24	30	34	-14	2	0	2	146	13	1	11	12	4
2010-11	Florida	NHL	61	9	24	33	33	-26	8	0	1	135	-	-	-	-	-
	CAPITALS	NHL	14	1	6	7	6	7	1	0	0	25	-	-	-	-	-
NHL TOTALS			453	56	149	205	331	-31	35	2	8	918	30	1	21	22	8

### CHL Second All-Star Team (2004)

## CAREER HIGHLIGHTS

**First NHL Game:** 11/9/05 (STL 1 at CBJ 3)

**First NHL Goal:** 12/1/05 (STL 4 vs CBJ 1, Leclaire)

**First NHL Assist:** 11/12/05 (STL 1 at NSH 3)

**Most Goals in a Game:** 1 (56 times, last: 3/22/11, WSH 5 at PHI 4 SO)

**Most Assists in a Game:** 3 (3/28/09, BOS 7 at TOR 5)

**Most Points in a Game:** 3 (3 times, last: 3/28/09, BOS 7 at TOR 5, 3A)

**Most Shots in a Game:** 9 (12/1/05, STL 4 vs CBJ 1)

**Most PIM in a Game:** 8 (4/9/06, STL 2 vs EDM 1)

**Most Ice Time in a Game:** 34:34 (3/9/08, BOS 0 at NYR 1 SO)

**Longest Goal Streak:** 3 (1/17/06-1/20/06, 3G)

**Longest Assist Streak:** 5 (11/3/10-11/12/10, 5A)

**Longest Point Streak:** 7 (2 times, last: 1/19/09-2/4/09, 4g-4a)

**Penalty Shots:** None

**Shootouts:** 2/8

## PLAYOFF HIGHLIGHTS

**Most Assists in a Game:** 3 (5/1/10, BOS 5 PHI 4 OT)

**Most Points in a Game:** 3 (5/1/10, BOS 5 PHI 4 OT)

## DID YOU KNOW?

Dennis Wideman finished the 2010-11 season tied for first amongst NHL defensemen in power-play goals (9).



# DENNIS WIDEMAN

## 2010-11

Missed the last five games (3/31-4/9) of the season due to injury...Tied for first amongst NHL defensemen in power-play goals (9)...Led Capitals defensemen with 40 points... Fourth on the Capitals in blocked shots (126)...Recorded his 200th career point with an assist 3/9 vs. EDM...Skated a season-high 29:57 2/19 vs. TB as a member of FLA... Scored 10 or more goals for the third time in his career...Recorded 30 or more assists for the second time in his career...In 14 games since being acquired by Washington, he had a goal, six assists and was a plus-seven...Team went 6-0-0 when he recorded a point ... Had a four-game point streak (2-3-5) from Feb. 4-Feb. 13...Notched a pair of assists Feb. 10 vs. BUF...Recorded a powerplay goal in consecutive games 1/15-1/17...Tallied a goal and an assist Jan. 15 vs. NJD...Recorded game-winning goal and an assist Jan. 11 vs. WSH...Tallied goals in consecutive games 12/15-12/17...Scored his first goal of the season Oct. 28 at OTT...Third season as captain of the Panthers.

## Career

**2009-10:** Completed his fifth NHL season and fourth with BOS ... Appeared in 76 games with the Bruins, scoring 30 points (6-24-30) and adding 34 penalty minutes ... Played in at least 75 games for the fourth consecutive year ... Appeared in all 13 of BOS's playoff games and led all Bruins with 11 assists and 12 points ... Registered eight points (0-8-8) in seven games during the Bruins' Eastern Conference Semifinal loss to the Flyers ... Recorded a point in each of the Bruins' final five regular season games (2-3-5) ... Recorded his 100th career point with an assist Nov. 19 at ATL. **2008-09:** Set career season-highs in assists (37) and points (50) and tied his season-high in goals with 13 ... Finished sixth in the NHL in plus/minus at plus-32 ... Had nine multiple-point games ... Tied his career-best with a seven-game point streak from Jan. 19-Feb. 4 (4-4-8) ... Scored an overtime goal Oct. 27 in EDM to give BOS a 1-0 victory ... Played his 300th NHL game Apr. 4 vs. NYR and recorded his 100th NHL point with an assist Dec. 8 vs. TB ... Missed three games to injury (muscle strain & groin) ... Added six assists in 11 playoff games, including a two-assist effort Apr. 20 in MTL. **2007-08:** Established a career high in goals ... Had three multiple-point games, all two-point efforts ... Had a career-best seven-game point streak from Nov. 29- Dec. 10 (2-5-7), which was the longest such streak by a BOS defenseman since 1995 (Ray Bourque, eight games) ... Had a four-game point streak from Feb. 16-23 (2-3-5) ... Took one shootout shot (no goal) ... Played his 200th NHL game Feb. 19 in CAR ... Scored the 18,000th goal in Bruins history on Dec. 31 vs. ATL's Kari Lehtonen ... Did not dress for one game (coach's decision) ... Added three assists in six playoff games, his first career playoff action ... Played his first NHL

playoff game Apr. 10 in MTL and recorded his first playoff point with an assist Apr. 13 vs. the Canadiens. **2006-07:** Began the season in STL where he led Blues defensemen in scoring with 22 points (5-17-22) and 44 PIM in 55 games at the time of his Feb. 27 trade to BOS for Brad Boyes ... Added 3 points (1-2-3) and 27 PIM in 20 games with Bruins ... Had four multiple-point games, including a career-high 3 point effort Jan. 13 vs. LA ... Had two three-game point streaks, from Oct. 12-17 (0-3-3) and Jan. 13-16 (2-3-5) ... Played his 100th NHL game Dec. 26 in NSH ... Played his first game as a Bruin Mar. 1 vs. PHI and recorded his first point as a Bruin with an assist in that game ... Scored his first goal as a Bruin Mar. 10 in PHI ... Did not dress for four STL games (coach's decision) and missed three games with a hand injury. **2005-06:** Began the season in Peoria (AHL) and recorded 6 points (2-4-6) in 12 games before his Nov. 8 recall to STL for the remainder of the season ... Played his first NHL game Nov. 9 at CBJ and recorded his first NHL point with an assist Nov. 12 at NSH ... Scored his first NHL goal with the game-winning tally Dec. 1 vs. CBJ ... Had a three-game goal streak from Jan. 17-20. **2004-05:** Played his first professional season in Worcester (AHL), leading club defensemen in scoring and finishing third overall in the team's scoring race with 43 points (13-30-43) in 79 games ... Had eight multiple-point games, including a five-point effort Oct. 16 vs. Springfield ... Was a starter for the Canadian team in the AHL All-Star Game.

## Junior Career

Recorded 251 points (96g-155a) in 292 career games with Sudbury and London of the OHL. **2003-04:** Led OHL defensemen in goals for a second-straight season (24) and led the league in plus/minus (+51) ... Was named to the CHL Second All-Star Team. **2001-02:** Led all OHL defensemen in goals (27) and tallied 69 points in 65 games with London.

## Transactions

Signed by STL as a free agent, June 30, 2004 ... Traded to BOS by STL for Brad Boyes, February 27, 2007 ... Traded to FLA by BOS with BOS's 1st round choice in the 2010 Entry Draft and BOS's 3rd round choice in the 2011 Entry Draft for Nathan Horton and Gregory Campbell, June 22, 2010 ... Traded to Washington by FLA for Jake Hauswirth and Washington's 3rd round choice in the 2011 Entry Draft, February 28, 2011.





# KEITH AUCOIN

oh-KOIN

Center • Height: 5'8" • Weight: 171 • Shoots: Right

Born: November 6, 1978 (Waltham, Mass.)

Acquired: Signed as a free agent, July 3, 2008

# 23

## CAREER STATISTICS


### Regular Season

### Playoffs

Year	Team	League	GP	G	A	Pts	PIM	+/-	PP	SH	GW	S	GP	G	A	Pts	PIM
2005-06	Carolina	NHL	7	0	1	1	4	-4	0	0	0	3	-	-	-	-	-
	Lowell	AHL	72	29	56	85	68	-	-	-	-	-	-	-	-	-	-
2006-07	Carolina	NHL	8	0	1	1	0	1	0	0	0	6	-	-	-	-	-
	Albany	AHL	65	27	72	99	108	-	-	-	-	-	5	1	3	4	7
2007-08	Carolina	NHL	38	5	8	13	10	3	0	0	0	65	-	-	-	-	-
	Albany	AHL	38	8	37	45	38	-	-	-	-	-	-	-	-	-	-
2008-09	CAPITALS	NHL	12	2	4	6	4	5	1	0	0	15	-	-	-	-	-
	Hershey	AHL	70	25	71	96	73	-	-	-	-	-	21	5	18	23	16
2009-10	CAPITALS	NHL	9	1	4	5	0	-2	0	0	0	4	-	-	-	-	-
	Hershey	AHL	72	35	71	106	49	-	-	-	-	-	21	2	23	25	2
2010-11	CAPITALS	NHL	1	0	0	0	0	0	0	0	0	0	-	-	-	-	-
	Hershey	AHL	53	18	54	72	49	13	-	-	-	-	6	2	6	8	2
CAPITALS TOTALS			22	3	8	11	4	3	1	0	0	19	-	-	-	-	-
NHL TOTALS			75	8	18	26	18	3	1	0	0	93	-	-	-	-	-

## Career

**2010-11:** Led Hershey in points (72), assists (54) and ranked fifth in goals (18) ... Tied for fifth in the AHL in points and third in assists ... Was named to the 2010-11 AHL Second All-Star Team ... Tied with AHL Hall of Famer Les Cunningham for the most career all-star selections for a center ... 21st all-time in AHL scoring history with 707 points. **2009-10:** Led the AHL with 106 points (35g-71a) and received the John B. Sollenberger Trophy as the AHL's leading scorer ... Received the Les Cunningham Award as the AHL's MVP for 2009-10 ... Named to the 2009-10 AHL First All-Star Team ... Won the AHL scoring title over teammate Alexandre Giroux (103 points) ... Led the AHL in playoff assists (23) and ranked fourth in the league (third on the Bears) with 25 points in 21 playoff games. **2008-09:** His 71 assists led the AHL and were 15 more than the next closest player ... Named to the AHL All-Star game and First All-Star Team ... Finished second in the AHL scoring race (96).



# JAY BEAGLE

Center • Height: 6'3" • Weight: 215 • Shoots: Right

Born: October 16, 1985 (Calgary, Alberta)

Acquired: Signed as a free agent, March 26, 2008

# 83

## CAREER STATISTICS

### Regular Season

### Playoffs

Year	Team	League	GP	G	A	Pts	PIM	+/-	PP	SH	GW	S	GP	G	A	Pts	PIM
2003-04	Calgary	AJHL	58	10	27	37	100	-	-	-	-	-	-	-	-	-	-
2004-05	Calgary	AJHL	64	28	42	70	114	-	-	-	-	-	-	-	-	-	-
2005-06	Ak.-Anchorage	WCHA	31	4	6	10	40	-	-	-	-	-	-	-	-	-	-
2006-07	Ak.-Anchorage	WCHA	36	10	10	20	93	-	-	-	-	-	-	-	-	-	-
	Idaho	ECHL	8	2	8	10	4	-	-	-	-	-	18	1	2	3	22
2007-08	Hershey	AHL	64	19	18	37	41	-	-	-	-	-	5	0	1	1	2
2008-09	CAPITALS	NHL	3	0	0	0	2	-3	0	0	0	5	4	0	0	0	0
	Hershey	AHL	47	4	5	9	37	-	-	-	-	-	18	1	3	4	16
2009-10	CAPITALS	NHL	7	1	1	2	2	-1	0	0	0	10	-	-	-	-	-
	Hershey	AHL	66	16	19	35	25	-	-	-	-	-	21	2	7	9	0
2010-11	CAPITALS	NHL	31	2	1	3	8	-2	0	0	2	27	-	-	-	-	-
	Hershey	AHL	33	8	6	14	24	-	-	-	-	-	-	-	-	-	-
NHL/CAPITALS TOTALS			41	3	2	5	12	-6	0	0	2	42	4	0	0	0	0

## Career

**2010-11:** Played in a career-high 31 games ... Scored his first goal of the season on 12/21 vs. NJ ... Scored his second NHL goal of the season on 12/18 vs. MTL ... Both of his NHL goals were game-winning tallies. **2009-10:** Recorded his first NHL point with an assist 11/17 at NYR ... Scored his first career goal 11/23 at OTT ... Had nine points (2g-7a) as Hershey won the Calder Cup. **2008-09:** Made NHL debut at NYR (2/11), posting three shots ... Made his NHL playoff debut 5/8 at PIT ... With Hershey, appeared in 18 postseason games as the Bears won the Calder Cup. **2007-08:** Ranked tied for fifth on the team in goals (19).



# FRANCOIS BOUCHARD

*frahn-SWUH BOO-shahrd*

Right Wing • Height: 6'1" • Weight: 198 • Shoots: Left

Born: April 26, 1988 (Sherbrooke, Quebec)

Drafted: Capitals' second-round choice, 35th overall, in the 2006 Entry Draft

# 36

## CAREER STATISTICS


### Regular Season

### Playoffs

Year	Team	League	GP	G	A	Pts	PIM	+/-	PP	SH	GW	S	GP	G	A	Pts	PIM
2004-05	Baie-Comeau	QMJHL	54	11	13	24	13	-	-	-	-	-	6	1	1	2	2
2005-06	Baie-Comeau	QMJHL	69	33	69	102	66	-	-	-	-	-	4	1	0	1	6
2006-07	Baie-Comeau	QMJHL	68	45	*80	*125	72	-	-	-	-	-	11	7	11	18	4
2007-08	Baie-Comeau	QMJHL	68	36	56	92	70	-	-	-	-	-	5	1	1	2	6
	Hershey	AHL	4	1	0	1	2	-	-	-	-	-	1	0	0	0	2
2008-09	Hershey	AHL	64	15	20	35	34	-	-	-	-	-	11	1	2	3	8
2009-10	Hershey	AHL	77	21	31	52	55	-	-	-	-	-	21	5	5	10	28
2010-11	Hershey	AHL	74	12	12	24	30	-	-	-	-	-	6	1	0	1	0

## Career

**2010-11:** Ranked seventh on the team with 12 goals ... Recorded four multiple-point games ... Had a season-high three points (2g-1a) on 10/15 at BNG ... Scored two power-play goals ... Had a three-game goal streak (3g) from 3/27-4/8 ... Scored a goal and was a +3 in six Calder Cup playoff games. **2009-10:** Posted career highs in goals (21), assists (31), points (52) and games played (77) in his second season with Hershey (AHL) ... Ranked sixth on the Bears in scoring, seventh in goals and seventh in assists ... Tied for seventh on the team in playoff scoring with 10 points (5g-5a) ... Tied for second among forwards at +9 ... Scored three of his five goals in the Calder Cup final series against TEX. **2008-09:** Second among team rookies in goals and assists; third in points ... Played in 11 playoff games and had three points (1g-2a) as Hershey won the Calder Cup. **2007-08:** Led the team in points (92), assists (56) and was tied for the team lead in goals (36) ... Finished eighth in the QMJHL in scoring.



# CHRIS BOURQUE

Center/Left Wing • Height: 5'8" • Weight: 174 • Shoots: Left

Born: January 29, 1986 (Boston, Mass.)

Drafted: Capitals' second-round choice, 33rd overall, in the 2004 Entry Draft

Acquired: Signed as a free agent, July 2, 2011

# 56

## CAREER STATISTICS

### Regular Season

### Playoffs

Year	Team	League	GP	G	A	Pts	PIM	+/-	PP	SH	GW	S	GP	G	A	Pts	PIM
2005-06	Hershey	AHL	52	8	28	36	40	-	-	-	-	-	1	0	0	0	0
	USA	WJC	7	7	1	8	12	-	-	-	-	-	-	-	-	-	-
2006-07	Hershey	AHL	76	25	33	58	49	-	-	-	-	-	19	2	6	8	16
<b>2007-08</b>	<b>CAPITALS</b>	<b>NHL</b>	<b>4</b>	<b>0</b>	<b>0</b>	<b>0</b>	<b>2</b>	<b>0</b>	<b>0</b>	<b>0</b>	<b>0</b>	<b>4</b>	-	-	-	-	-
	Hershey	AHL	73	28	35	63	56	-	-	-	-	-	5	1	3	4	8
<b>2008-09</b>	<b>CAPITALS</b>	<b>NHL</b>	<b>8</b>	<b>1</b>	<b>0</b>	<b>1</b>	<b>0</b>	<b>0</b>	<b>0</b>	<b>0</b>	<b>0</b>	<b>11</b>	-	-	-	-	-
	Hershey	AHL	69	21	52	73	57	-	-	-	-	-	22	5	16	21	30
<b>2009-10</b>	<b>CAPITALS</b>	<b>NHL</b>	<b>1</b>	<b>0</b>	<b>0</b>	<b>0</b>	<b>0</b>	<b>-2</b>	<b>0</b>	<b>0</b>	<b>0</b>	<b>1</b>	-	-	-	-	-
	Pittsburgh	NHL	20	0	3	3	10	-4	0	0	0	20	-	-	-	-	-
	Hershey	AHL	49	22	48	70	26	-	-	-	-	-	21	7	20	27	10
2010-11	Atlant Mytishchi	KHL	8	1	0	1	0	-	-	-	-	-	-	-	-	-	-
	Lugano	NLA	39	14	19	33	24	-	-	-	-	-	2	1	4	5	0
<b>CAPITALS TOTALS</b>			<b>13</b>	<b>1</b>	<b>0</b>	<b>1</b>	<b>2</b>	<b>-2</b>	<b>0</b>	<b>0</b>	<b>0</b>	<b>16</b>	-	-	-	-	-
<b>NHL TOTALS</b>			<b>33</b>	<b>1</b>	<b>3</b>	<b>4</b>	<b>12</b>	<b>-6</b>	<b>0</b>	<b>0</b>	<b>0</b>	<b>36</b>	-	-	-	-	-

## Career

**2010-11:** Split time between Lugano (Swiss-A) and Atlant Mytishchi (KHL) ... Ranked second on Lugano in points (33), goals (14) and assists (19) ... Second on the team in playoff scoring with five points. **2009-10:** Ranked fourth on the Bears with 70 points ... Ranked sixth on the team with 22 goals and third with 48 assists ... Tied for third on the team with nine power-play goals ... Ended the Calder Cup playoffs with 20 assists and 27 points and was named the Jack A. Butterfield Trophy as the MVP of the Calder Cup playoffs. **2008-09:** Recorded his first NHL goal 12/30 at BUF in a 4-2 win ... Ranked third on Hershey in scoring and second in assists ... Recorded a goal and an assist in the All-Star game ... Scored the game-winning goal in Game 6 of the Calder Cup Finals. **2007-08:** Made NHL debut at ATL (11/6) ... Ranked second on Hershey in scoring, third in goals and tied for second in assists. **2006-07:** Ranked fourth on the Hershey in scoring and third in assists. **2005-06:** Had a five-goal game for Team USA at 2006 World Junior Championship ... Led the U.S. with seven goals in seven games ... Son of Hockey Hall of Fame defenseman Ray Bourque.



# SEAN COLLINS

Defense • Height: 6'1" • Weight: 205 • Shoots: Right  
Born: October 30, 1983 (Troy, Mich.)  
Acquired: Signed as a free agent, March 17, 2007

# 62

## CAREER STATISTICS


### Regular Season

### Playoffs

Year	Team	League	GP	G	A	Pts	PIM	+/-	PP	SH	GW	S	GP	G	A	Pts	PIM
2002-03	Sioux City	USHL	59	6	22	28	89	-	-	-	-	-	4	0	1	1	2
2003-04	Ohio State	CCHA	41	3	12	15	57	-	-	-	-	-	-	-	-	-	-
2004-05	Ohio State	CCHA	40	9	17	26	40	-	-	-	-	-	-	-	-	-	-
2005-06	Ohio State	CCHA	39	7	11	18	63	-	-	-	-	-	-	-	-	-	-
2006-07	Ohio State	CCHA	37	9	19	28	50	-	-	-	-	-	-	-	-	-	-
	Hershey	AHL	3	0	0	0	2	-	-	-	-	-	-	-	-	-	-
2007-08	Hershey	AHL	12	0	0	0	11	-3	0	0	-	-	-	-	-	-	-
	South Carolina	ECHL	31	1	13	14	16	-	-	-	-	-	20	1	8	9	24
<b>2008-09</b>	<b>CAPITALS</b>	<b>NHL</b>	<b>15</b>	<b>1</b>	<b>1</b>	<b>2</b>	<b>12</b>	<b>1</b>	<b>0</b>	<b>0</b>	<b>0</b>	<b>14</b>	-	-	-	-	-
	Hershey	AHL	39	1	7	8	38	5	0	0	-	-	6	0	2	2	2
2009-10	Hershey	AHL	63	1	17	18	55	-	-	-	-	-	15	1	2	3	16
<b>2010-11</b>	<b>CAPITALS</b>	<b>NHL</b>	<b>4</b>	<b>1</b>	<b>0</b>	<b>1</b>	<b>0</b>	<b>2</b>	<b>0</b>	<b>0</b>	<b>1</b>	<b>4</b>	<b>1</b>	<b>0</b>	<b>0</b>	<b>0</b>	<b>0</b>
	Hershey	AHL	73	4	16	20	78	-	-	-	-	-	-	-	-	-	-
<b>NHL/CAPITALS TOTALS</b>			<b>19</b>	<b>2</b>	<b>1</b>	<b>3</b>	<b>12</b>	<b>3</b>	<b>0</b>	<b>0</b>	<b>1</b>	<b>18</b>	<b>1</b>	<b>0</b>	<b>0</b>	<b>0</b>	<b>0</b>

## Career

**2010-11:** Led Hershey in plus/minus (+29) ... Fourth among Hershey defensemen in points (20) and tied for fourth in goals (4) ... Made NHL playoff debut 5/4 at TB. **2009-10:** Established career highs in assists and points with Hershey, helping win the Calder Cup. **2008-09:** Made his NHL debut at TOR (12/6) ... Recorded his first NHL point with an overtime assist 12/23 at NYR ... Scored his first NHL goal 1/1 vs. TB ... Won Calder Cup with Hershey. **2007-08:** Led South Carolina defensemen with nine points (1g-8a) in 20 playoff games. **2006-07:** Served as the Buckeyes' captain and was a second-team All-CCHA selection ... One of three finalists for both CCHA Best Offensive Defenseman and CCHA Best Defensive Defenseman honors ... Led OSU in scoring with 28 points (9g-19a) in 37 games



# CODY EAKIN

EE-kihn

Center • Height: 6'0" • Weight: 190 • Shoots: Left

Born: May 24, 1991 (Winnipeg, Manitoba)

Drafted: Capitals' third-round choice, 85th overall, in the 2009 Entry Draft

# 50

## CAREER STATISTICS

### Regular Season


### Playoffs

Year	Team	League	GP	G	A	Pts	PIM	+/-	PP	SH	GW	S	GP	G	A	Pts	PIM
2006-07	Winnipeg	MMHL	38	29	35	64	62	-	-	-	-	-	7	5	4	9	10
	Swift Current	WHL	3	0	0	0	0	-	-	-	-	-	-	-	-	-	-
2007-08	Swift Current	WHL	55	11	6	17	52	-	-	-	-	-	12	3	4	7	6
2008-09	Swift Current	WHL	54	24	24	48	42	-	-	-	-	-	7	3	0	3	10
	Canada	WJC	6	2	0	2	2	-	-	-	-	-	-	-	-	-	-
2009-10	Swift Current	WHL	70	47	44	91	71	-	-	-	-	-	4	1	1	2	2
	Hershey	AHL	4	2	0	2	2	-	-	-	-	-	5	0	0	0	2
2010-11	Swift Current	WHL	30	18	21	39	24	-	-	-	-	-	-	-	-	-	-
	Kootenay	WHL	26	18	26	44	19	-	-	-	-	-	18	11	16	27	14
	Kootenay	M-Cup	5	3	3	6	4	-	-	-	-	-	-	-	-	-	-
	Canada	WJC	7	1	2	3	2	-	-	-	-	-	-	-	-	-	-

## Career

**2010-11:** Named Swift Current captain for 2010-11 before being traded to Kootenay on 1/9 for five players and three draft picks ... Ranked seventh in the WHL in shorthanded goals (4) ... Sixth in the league in GWG (8) ... Finished tied for second among all WHL players in postseason scoring (11g-16a) as Kootenay won the WHL championship ... Tied for second in the Memorial Cup playoffs with six points (3g-3a) in five games ... Three goals tied for third in the Memorial Cup playoffs ... Won silver medal with Team Canada in the World Junior Championship. **2009-10:** Played 70 games for Swift Current before making his professional debut with Hershey (AHL) ... Tied for third in the WHL with 47 goals and ninth with 91 points ... Led Swift Current in goals, points, PPGs (17) and SHGs (4) ... Ranked fourth in the league in PPGs ... Named to the WHL Eastern Conference Second All-Star Team ... Scored his first professional goal in his first game for Hershey, 3/31 at SYR ... Played five playoff games for Hershey, including four in the Calder Cup finals. **2008-09:** Recorded 48 points (24g-24a) in 54 games ... Finished eighth on the team in scoring and sixth in plus/minus rating (+18) ... Was the MVP of the Canadian Hockey League's Top Prospects Game, scoring twice.





# BRETT FLEMMING

Defense • Height: 5'11" • Weight: 189 • Shoots: Right

Born: February 26, 1991 (Regina, Saskatchewan)

Drafted: Capitals' fifth-round choice, 145th overall, in the 2009 Entry Draft

68

## CAREER STATISTICS


### Regular Season

### Playoffs

Year	Team	League	GP	G	A	Pts	PIM	+/-	PP	SH	GW	S	GP	G	A	Pts	PIM
2007-08	Mississauga	OHL	47	1	9	10	30	-	-	-	-	-	4	0	0	0	6
	Canada	WJU17	6	0	0	0	0	-	-	-	-	-	-	-	-	-	-
2008-09	Mississauga	OHL	64	3	25	28	89	-	-	-	-	-	10	1	3	4	2
2009-10	Mississauga	OHL	68	1	23	24	90	-	-	-	-	-	16	0	5	5	10
2010-11	Mississauga	OHL	68	4	39	43	79	-	-	-	-	-	20	1	12	13	28
	Mississauga	M-Cup	5	0	1	1	4	-	-	-	-	-	-	-	-	-	-

### Career

**2010-11:** Tied for eighth among defensemen in the OHL with 43 points ... Ranked second on the team with 39 assists ... Led his team and the OHL with a +60 rating ... Named to the Third All-Star Team ... Ended the OHL playoffs with eight points (1g-7a) in OHL finals ... Finished sixth among OHL defensemen in playoff points (13) ... Named an alternate captain for Mississauga. **2009-10:** Ranked sixth on Mississauga in assists (23) and 10th in points (24) ... Fourth on the team with 90 PIM ... Finished fifth on the team at +22 ... **2008-09:** Finished tied for eighth on the team and third among defensemen with 28 points (3g-25a) in 64 games for the Mississauga St. Michael's Majors in the OHL... Started the season with a four-game assist streak (5a)... Had back-to-back two-point games on 12/14-19... Had his best month in December with eight points (1g-7a) in 11 games... Had one goal and three assists in 10 playoff games **2007-08:** Registered one goal, nine assists and ended the season with a +15 rating during his first season in the OHL... Played in four playoff games registering six penalty minutes... Won Gold Medal for Canada in the World Juniors Under-17



# MATTHEW FORD

Right Wing • Height: 6'1" • Weight: 207 • Shoots: Right

Born: October 9, 1984 (West Hills, Calif.)

Acquired: Signed as a free agent, July 1, 2011

67

## CAREER STATISTICS

### Regular Season

### Playoffs

Year	Team	League	GP	G	A	Pts	PIM	+/-	PP	SH	GW	S	GP	G	A	Pts	PIM
2003-04	Sioux Falls	USHL	60	37	31	68	60	-	-	-	-	-	-	-	-	-	-
2004-05	U of Wisconsin	WCHA	21	5	5	10	18	-	-	-	-	-	-	-	-	-	-
2005-06	U of Wisconsin	WCHA	31	5	2	7	38	-	-	-	-	-	-	-	-	-	-
2006-07	U of Wisconsin	WCHA	39	7	6	13	38	-	-	-	-	-	-	-	-	-	-
2007-08	U of Wisconsin	WCHA	33	4	5	9	30	-	-	-	-	-	-	-	-	-	-
2008-09	Charlotte	ECHL	28	21	17	38	25	-	-	-	-	-	6	2	3	5	21
	Hartford	AHL	25	1	2	3	10	-	-	-	-	-	-	-	-	-	-
	Lake Erie	AHL	5	0	0	0	0	-	-	-	-	-	-	-	-	-	-
2009-10	Charlotte	ECHL	3	0	2	2	6	-	-	-	-	-	-	-	-	-	-
	Lake Erie	AHL	45	13	14	27	28	-	-	-	-	-	-	-	-	-	-
2010-11	Lake Erie	AHL	76	26	16	42	46	-	-	-	-	-	7	3	1	4	8

### Career

**2010-11:** Registered a career-high 26 goals and ranked third on the team with 42 points ... Was tied for sixth in the league in game-winning goals (6). **2009-10:** Ended the AHL season with 13 goals, 14 assists and +14 rating in 45 games with Lake Erie ... His +14 rating was a team best... His 13 goals ranked sixth on the team despite playing only 45 games. **2008-09:** Started the season in the ECHL with Charlotte where he recorded six goals and nine points in five games in October before being recalled to Hartford in the AHL ... Recorded his first AHL goal on 11/22 at POR ... Ended the regular season in the ECHL with 21 goals and 38 points in 28 games during his rookie season ... Was named to the ECHL All-Star Game where he recorded a hat trick and added an assist while being named the First Star of the Game ... Caps goalie Michal Neuvirth was also on the same All-Star team ... Registered five points (2g-3a) in six playoff games with Charlotte in the ECHL



# KYLE GREENTREE

Left Wing • Height: 6'3" • Weight: 215 • Shoots: Left  
Born: November 15, 1983 (Victoria, British Columbia)  
Acquired: Signed as a free agent, July 7, 2010

# 43

## CAREER STATISTICS

			Regular Season											Playoffs				
Year	Team	League	GP	G	A	Pts	PIM	+/-	PP	SH	GW	S		GP	G	A	Pts	PIM
2004-05	Alaska	CCHA	37	12	20	32	31	-	-	-	-	-		-	-	-	-	-
2005-06	Alaska	CCHA	39	8	19	27	58	-	-	-	-	-		-	-	-	-	-
2006-07	Alaska	CCHA	39	21	21	42	78	-	-	-	-	-		-	-	-	-	-
	Philadelphia	AHL	8	2	0	2	2	1	0	0	0	11		-	-	-	-	-
<b>2007-08</b>	<b>Philadelphia</b>	<b>NHL</b>	<b>2</b>	<b>0</b>	<b>0</b>	<b>0</b>	<b>0</b>	<b>-1</b>	<b>0</b>	<b>0</b>	<b>0</b>	<b>3</b>		-	-	-	-	-
	Philadelphia	AHL	72	24	24	48	83	-7	10	1	3	224		12	1	3	4	11
<b>2008-09</b>	<b>Calgary</b>	<b>NHL</b>	<b>2</b>	<b>0</b>	<b>0</b>	<b>0</b>	<b>0</b>	<b>-1</b>	<b>0</b>	<b>0</b>	<b>0</b>	<b>3</b>		-	-	-	-	-
	Quad City	AHL	79	39	37	76	63	-4	20	1	6	264		-	-	-	-	-
2009-10	Rockford	AHL	64	25	20	45	57	10	7	0	1	182		3	0	0	0	19
2010-11	Hershey	AHL	74	30	33	63	110	-	-	-	-	-		6	1	1	2	4
<b>NHL TOTALS</b>			<b>4</b>	<b>0</b>	<b>0</b>	<b>0</b>	<b>0</b>	<b>-2</b>	<b>0</b>	<b>0</b>	<b>0</b>	<b>6</b>		-	-	-	-	-

## Career

**2010-11:** Ranked 17th in the AHL and third on the team with 63 points ... Tied for eighth in the league and tied for the lead on the team with 30 goals. **2009-10:** Led the IceHogs with 25 goals ... **2008-09:** Was second in the AHL in goals with 39 and third in power-play goals with 20 ... Led Quad City in points with 76 and was second in games played with 79 ... Made CGY debut on 2/21/09 in EDM ... Recorded first professional hat trick (3g-1a) in SA on 11/9/08 ... **2007-08:** Led PHI (AHL) with 24 goals and ranked third on the team with 48 points ... His 24 goals also ranked tied for third among AHL rookies and ninth among rookies with 48 points ... Made his NHL debut for the PHI vs. NYI on 2/12/08. **2006-07:** Joined PHI (AHL) upon completion of his college season ... Played eight games with the Phantoms and registered two goals.



# PHILIPP GRUBAUER

Goaltender • Height: 6'1" • Weight: 184 • Catches: Left  
Born: November 25, 1991 (Rosenheim, Germany)  
Drafted: Capitals' fourth-round choice, 112th overall, in the 2010 Entry Draft


# 31

## CAREER STATISTICS

			Regular Season											Playoffs				
Year	Team	League	GP	W	L	T	MIN	GA	SO	GAA	SA	SPCT		GP	W	L	Min	GAA
2006-07	Rosenheim Jr	Ger. Jr	6	-	-	-	354	49	-	8.32	-	-		3	-	-	180	4.00
2007-08	Rosenheim Jr	Ger. Jr	23	-	-	-	1288	71	-	3.31	-	-		3	-	-	181	2.65
	Rosenheim	German-3	5	-	-	-	307	14	1	2.74	-	-		7	-	-	420	1.71
2008-09	Belleville	OHL	17	7	8	0	947	62	0	3.93	-	.888		1	0	0	56	4.29
	Germany	WJC	6	0	3	0	109	12	0	6.61	-	-		-	-	-	-	-
2009-10	Windsor	OHL	19	13	1	2	1011	40	2	2.37	-	.906		18	16	2	1094	2.69
	Windsor	M-Cup	4	4	0	0	-	-	-	2.14	-	.930		-	-	-	-	-
	Belleville	OHL	31	10	14	5	1717	90	0	3.15	-	.913		-	-	-	-	-
2010-11	Kingston	OHL	38	22	13	3	2239	135	2	3.62	-	.903		-	-	-	-	-
	Germany	WJC	6	0	4	0	175	13	0	4.44	-	.888		-	-	-	-	-

## Career

**2010-11:** Played in 38 games for Kingston ... Went 22-13-3 with two shutouts, a 3.62 GAA and .903 save percentage ... Went 7-2-1 with a 3.11 GAA and a .914 save percentage in nine games in November ... Stopped all 44 shots he faced for his first shutout of the season on 9/25 at Belleville ... Had a six-game winning streak from 10/30-11/19 ... Stopped a season-high 53 shots on 10/30 ... Went 11-7-2 on the road. **2009-10:** Was traded to Kingston (OHL) in the offseason ... Led Windsor to the OHL title and the Memorial Cup championship ... Went a combined 29-3-2 between regular season and playoffs for Windsor ... Named the OHL Goaltender of the Month for January ... Won all four starts in the Memorial Cup, with a 2.14 GAA and a .930 save percentage ... Led Germany to the championship of the Division I Group A World Junior Championship ... Named Germany's best player in the tournament ... Allowed only three goals in five games (0.64 GAA, .974 save percentage). **2008-09:** Represented Germany in the World Junior Championship.



# CHRISTIAN HANSON

Center • Height: 6'4" • Weight: 222 • Shoots: Right

Born: March 10, 1986 (Venetia, Penn.)

Acquired: Signed as a free agent on July 11, 2011


# 38

## CAREER STATISTICS

			Regular Season											Playoffs				
Year	Team	League	GP	G	A	Pts	PIM	+/-	PP	SH	GW	S		GP	G	A	Pts	PIM
2003-04	Tri-City Storm	USHL	58	11	8	19	35	-	-	-	-	-		11	2	2	4	4
2004-05	Tri-City Storm	USHL	60	19	33	52	23	-	-	-	-	-		9	1	2	3	8
2005-06	Notre Dame	CCHA	23	1	2	3	14	-	-	-	-	-		-	-	-	-	-
2006-07	Notre Dame	CCHA	33	6	2	8	24	-	-	-	-	-		-	-	-	-	-
2007-08	Notre Dame	CCHA	47	13	9	22	57	-	-	-	-	-		-	-	-	-	-
2008-09	Notre Dame	CCHA	37	16	15	31	28	-	-	-	-	-		-	-	-	-	-
	Toronto	NHL	5	1	1	2	2	-1	0	0	0	9		-	-	-	-	-
2009-10	Toronto	NHL	31	2	5	7	16	-2	0	1	0	45		-	-	-	-	-
	Toronto	AHL	38	12	19	31	35	-	-	-	-	-		-	-	-	-	-
	USA	WC	6	0	1	1	2	-	-	-	-	-		-	-	-	-	-
2010-11	Toronto	NHL	6	0	0	0	4	0	0	0	0	2		-	-	-	-	-
	Toronto	AHL	58	13	21	34	51	-	-	-	-	-		-	-	-	-	-
<b>NHL TOTALS</b>			<b>42</b>	<b>3</b>	<b>6</b>	<b>9</b>	<b>22</b>	<b>-3</b>	<b>0</b>	<b>1</b>	<b>0</b>	<b>56</b>		-	-	-	-	-

## Career

**2010-11:** Set AHL career highs in games played (58), goals (13), assists (21), points (34) and penalty minutes (51) ... Tied for fifth on the TOR Marlies (AHL) with 34 points (13g-21a). **2009-10:** Ranked third on the Marlies with 31 points (12g-19a) ... Registered an assist in the AHL All-Star Game ... Tallied his first professional hat trick on 11/20 at LE and ended the night with four points. **2008-09:** Was named one of the team's alternate captains ... Selected Second team All-CCHA ... Registered 16 goals, 15 assists for 31 points in 37 games as a senior ... Had six power-play goals and one shorthanded goal ... Recorded five game-winning goals ... Was 16th in the CCHA in overall scoring with 31 points. **2007-08:** Named to the all-tournament team at the NCAA West Regional with three goals and an assists in wins over New Hampshire and Michigan State en route to the Frozen Four ... Recorded 13 goals, nine assists and 57 PIMs.



# PATRICK McNEILL

Defense • Height: 6'0" • Weight: 195 • Shoots: Left

Born: March 17, 1987 (Strathroy, Ontario)

Drafted: Capitals' fourth-round choice, 118th overall, in the 2005 Entry Draft

# 46

## CAREER STATISTICS

			Regular Season											Playoffs				
Year	Team	League	GP	G	A	Pts	PIM	+/-	PP	SH	GW	S		GP	G	A	Pts	PIM
2002-03	Strathroy	OHA-B	45	6	13	19	53	-	-	-	-	-		-	-	-	-	-
2003-04	Saginaw	OHL	57	3	11	14	28	-	-	-	-	-		-	-	-	-	-
2004-05	Saginaw	OHL	66	7	26	33	31	-	-	-	-	-		-	-	-	-	-
2005-06	Saginaw	OHL	68	21	56	77	64	-	-	-	-	-		4	1	3	4	6
2006-07	Saginaw	OHL	58	22	36	58	49	-	-	-	-	-		6	3	2	5	6
2007-08	Hershey	AHL	48	1	13	14	16	-	-	-	-	-		2	0	0	0	0
	South Carolina	ECHL	19	5	11	16	16	-	-	-	-	-		5	0	2	2	4
2008-09	Hershey	AHL	46	3	15	18	20	-	-	-	-	-		10	0	3	3	4
2009-10	Hershey	AHL	62	8	27	35	36	-	-	-	-	-		11	3	3	6	2
2010-11	Hershey	AHL	51	7	20	27	30	-	-	-	-	-		6	1	2	3	4

## Career

**2010-11:** Tied for the team lead among defensemen with seven goals ... Finished third among Hershey defensemen in points (27) and assists (20) ... Collected an assist in Game 1 of the Calder Cup playoffs in a loss to CHR ... Scored his first goal of the playoffs in Game 2 win. **2009-10:** Established career highs in goals (8), assists (27), points (35) and games (62) for Hershey (AHL) ... Led Hershey defensemen in goals and ranked second in points ... Had a +20 rating ... Played in 11 playoff games, including all six in the Calder Cup final ... Scored two goals in the clinching Game 6 vs. TEX (6/14). **2008-09:** Ranked fifth among Hershey defensemen with 18 points (3g-15a) ... Tied for the lead among Hershey defensemen and third on the team with a +24 rating ... Tallied three assists in the AHL playoffs, appearing in 10 games as Hershey won the Calder Cup. **2007-08:** Ranked fourth among Hershey rookies with 14 points (1g-13a) ... Had an assist in his AHL debut, 11/7 at NOR ... Scored his first AHL goal 12/28 at NOR ... Appeared in both the AHL and ECHL playoffs. **2006-07:** Ranked fourth among OHL defensemen in points and third in goals ... Ranked third on the team in points and first in assists ... Played in the OHL All Star Game ... Team captain.





# JACOB MICFLIKIER

Left Wing • Height: 5'7" • Weight: 178 • Shoots: Left

Born: July 11, 1984 (Winnipeg, Manitoba)

Acquired: Signed as a free agent, July 14, 2011

# 53

## CAREER STATISTICS

Regular Season													Playoffs				
Year	Team	League	GP	G	A	Pts	PIM	+/-	PP	SH	GW	S	GP	G	A	Pts	PIM
2001-02	Sioux Falls	USHL	61	24	20	44	30	-	-	-	-	-	3	0	0	0	6
2002-03	Sioux Falls	USHL	59	31	36	67	26	-	-	-	-	-	-	-	-	-	-
2003-04	New Hampshire	NCAA	39	11	15	26	24	-	-	-	-	-	-	-	-	-	-
2004-05	New Hampshire	NCAA	42	20	24	44	44	-	-	-	-	-	-	-	-	-	-
2005-06	New Hampshire	NCAA	37	16	26	42	52	-	-	-	-	-	-	-	-	-	-
2006-07	New Hampshire	NCAA	36	11	27	38	37	-	-	-	-	-	-	-	-	-	-
	Springfield	AHL	9	3	1	4	4	-	-	-	-	-	-	-	-	-	-
2007-08	Stockton	ECHL	29	10	27	37	29	-	-	-	-	-	6	4	9	13	10
	Springfield	AHL	8	1	4	5	0	-	-	-	-	-	-	-	-	-	-
2008-09	Florida	ECHL	10	10	14	24	21	-	-	-	-	-	6	2	2	4	8
	Rochester	AHL	39	4	12	16	12	-	-	-	-	-	-	-	-	-	-
2009-10	Florida	ECHL	16	9	23	32	15	-	-	-	-	-	-	-	-	-	-
	Albany	AHL	59	18	22	40	30	-	-	-	-	-	7	1	1	2	2
2010-11	Charlotte	AHL	78	29	32	61	80	-	-	-	-	-	14	0	3	3	6

## Career

**2010-11:** Finished the season with career bests in goals (29), assists (32), points (61) and penalty minutes (80)... Led the Checkers with a +15 rating ... Scored first goal in Charlotte's AHL history on 10/9 at CT ... Recorded first hat trick in team history vs. BRI on 11/11 ... Scored first penalty-shot goal in team history at HER on 11/28 ... Reached 20-goal mark for the first time in his pro career on 2/3 vs. NOR. **2009-10:** Signed AHL contract with Albany on 9/10 ... Had an ECHL season-high six-point night (3g, 3a) at CHR (11/5) ... Named Reebok Hockey ECHL Player of the Month in November with 28 points (7g, 21a) in 11 games ... Scored his first-career AHL hat trick at PRO (1/17)...Played in the ECHL All-Star Game.



# ZACH MISKOVIC

Defense • Height: 6'0" • Weight: 192 • Shoots: Right

Born: May 8, 1985 (River Forest, Ill.)

Acquired: Signed as a free agent, March 25, 2009


# 45

## CAREER STATISTICS

Regular Season													Playoffs				
Year	Team	League	GP	G	A	Pts	PIM	+/-	PP	SH	GW	S	GP	G	A	Pts	PIM
2002-03	Cedar Rapids	USHL	60	2	6	8	91	-	-	-	-	-	7	0	0	0	12
2003-04	Cedar Rapids	USHL	60	6	15	21	139	-	-	-	-	-	4	1	1	2	2
2004-05	Cedar Rapids	USHL	60	4	16	20	149	-	-	-	-	-	8	1	0	1	14
2005-06	St. Lawrence	ECAC	40	1	15	16	30	-	-	-	-	-	-	-	-	-	-
2006-07	St. Lawrence	ECAC	39	2	10	12	48	-	-	-	-	-	-	-	-	-	-
2007-08	St. Lawrence	ECAC	37	8	12	20	36	-	-	-	-	-	-	-	-	-	-
2008-09	St. Lawrence	ECAC	38	16	9	25	32	-	-	-	-	-	-	-	-	-	-
2009-10	Hershey	AHL	59	6	20	26	25	-	-	-	-	-	6	1	1	2	0
2010-11	Hershey	AHL	58	7	9	16	58	-	-	-	-	-	5	0	0	0	8

## Career

**2010-11:** Tied for first among Hershey defensemen in goals with seven ... Set career high for goals (7) and penalty minutes (58) in his second full professional season with the Bears ... Tied for second among team defensemen in power-play goals (2). **2009-10:** Played 59 games for Hershey (AHL) in his first pro season ... Finished second among Bears rookies and tied for 11th among first-year defensemen in the AHL with 26 points (6g-20a) ... Had a +18 rating ... Scored a pair of PPGs ... Played six playoff games and chipped in a goal and an assist. **2008-09:** Led all NCAA defensemen in goals (16) ... Tied for the team lead with 16 goals ... Fourth on St. Lawrence and first among defensemen in points (25).



# GARRETT MITCHELL

# 76

Right Wing • Height: 5'11" • Weight: 186 • Shoots: Right

Born: September 2, 1991 (Regina, Saskatchewan)

Drafted: Capitals' sixth-round choice, 175th overall, in the 2009 Entry Draft

## CAREER STATISTICS


### Regular Season

### Playoffs

Year	Team	League	GP	G	A	Pts	PIM	+/-	PP	SH	GW	S	GP	G	A	Pts	PIM
2006-07	Regina	WHL	4	0	1	1	2	-	-	-	-	-	-	-	-	-	-
2007-08	Regina	WHL	62	8	5	13	73	-	-	-	-	-	6	1	0	1	6
2008-09	Regina	WHL	71	10	5	15	140	-	-	-	-	-	-	-	-	-	-
2009-10	Regina	WHL	57	15	16	31	110	-	-	-	-	-	-	-	-	-	-
	Hershey	AHL	1	0	0	0	0	-	-	-	-	-	-	-	-	-	-
2010-11	Regina	WHL	70	18	34	52	140	-	-	-	-	-	-	-	-	-	-
	Hershey	AHL	2	0	0	0	5	-	-	-	-	-	-	-	-	-	-

## Career

**2010-11:** Recorded career highs in goals (18), assists (34), points (52) and tied for his career best with 140 penalty minutes ... Tied for the team lead in penalty minutes, was second in goals and points and was third in assists ... Won the Bill Hicke Memorial Award as the most popular player and was named the M.P. (Mike) Kartusch Memorial Award winner for community involvement ... Named captain of the Regina Pats for the 2010-11 season ... Signed an entry-level contract with Washington on March 19, 2011 and appeared in two games with Hershey following the WHL season. **2009-10:** Ranked 10th on Regina (WHL) in scoring (31 points) and fourth in PIM (110) ... Made his professional debut for Hershey (AHL) after his WHL season and was on the roster when the Bears won the 2010 Calder Cup. **2008-09:** Recorded 10 goals and 15 points in 71 games for Regina ... Led the Pats with 140 PIM.



# DMITRY ORLOV

# 81

Defense • Height: 6'0" • Weight: 210 • Shoots: Left

Born: July 23, 1991 (Novokuznetsk, Russia)

Drafted: Capitals' second-round choice, 55th overall, in the 2009 Entry Draft

## CAREER STATISTICS


### Regular Season

### Playoffs

Year	Team	League	GP	G	A	Pts	PIM	+/-	PP	SH	GW	S	GP	G	A	Pts	PIM
2007-08	Novokuznetsk	Russia	6	0	0	0	0	-	-	-	-	-	-	-	-	-	-
2008-09	Novokuznetsk	KHL	16	1	0	1	4	-	-	-	-	-	-	-	-	-	-
2009-10	Novokuznetsk	KHL	41	4	3	7	49	-	-	-	-	-	-	-	-	-	-
	Novo. Jr.	Russia-Jr.	7	7	6	13	6	-	-	-	-	-	17	9	10	19	26
	Russia	WJC	6	0	4	4	4	-	-	-	-	-	-	-	-	-	-
2010-11	Novokuznetsk	KHL	45	2	10	12	43	-	-	-	-	-	-	-	-	-	-
	Novo. Jr.	Russia-Jr.	1	0	0	0	0	-	-	-	-	-	-	-	-	-	-
	Hershey	AHL	19	2	7	9	12	-	-	-	-	-	6	0	1	1	4
	Russia	WJC	7	1	8	9	6	-	-	-	-	-	-	-	-	-	-

## Career

**2010-11:** Represented Russia at the 2011 World Junior Championship ... Led all defensemen in assists in the World Juniors (8) while helping Russia win the gold medal ... Was named to the tournament All-Star Team ... Set KHL career highs in games played (45) and assists (10) ... Signed an entry-level contract with the Capitals on March 2, 2011 ... Made his North American debut with Hershey of the AHL, appearing in 19 games and recording two goals and seven assists ... Added one assist in six postseason games with Hershey. **2009-10:** Represented Russia at the World Junior Championship ... Tied for fourth on the team and tied for first among defensemen in points (4) during the World Junior Championship ... Second among defensemen on his KHL team in goals (4) ... Recorded 13 points in seven games in the Russian Junior League ... Led his Russian Junior team defensemen in goals (7) despite playing in just seven games. **2008-09:** Won a silver medal at the Under-18 World Championship and was named one of Russia's top three players in the tournament ... Finished second among Russian defensemen in points at the World Championship (4). **2007-08:** Tied for the lead among defensemen in scoring at the U-17 World Hockey Championship collecting nine points (2g-7a) in five games ... Helped Russia win the silver medal at the U-18 World Junior Championships.



# DANICK PAQUETTE

71

*DA-nihk pa-KETT*

Right Wing • Height: 6'0" • Weight: 209 • Shoots: Right

Born: July 17, 1990 (Montreal, Quebec)

Drafted: Atlanta's third-round choice, 64th overall, in the 2008 Entry Draft

Acquired: Along with a fourth-round draft pick in the 2012 Entry Draft from Winnipeg for Eric Fehr,

July 8, 2011

## CAREER STATISTICS

### Regular Season

### Playoffs

Year	Team	League	GP	G	A	Pts	PIM	+/-	PP	SH	GW	S	GP	G	A	Pts	PIM
2006-07	Lewiston	QMJHL	63	4	14	18	112	-	-	-	-	-	14	0	0	0	18
	Lewiston	M-Cup	3	0	0	0	4	-	-	-	-	-	-	-	-	-	-
2007-08	Lewiston	QMJHL	63	29	13	42	213	-	-	-	-	-	5	1	2	3	30
2008-09	Lewiston	QMJHL	61	25	25	50	230	-	-	-	-	-	2	1	2	3	25
	Chicago	AHL	4	0	0	0	12	-	-	-	-	-	-	-	-	-	-
2009-10	Québec	QMJHL	64	36	29	65	136	-	-	-	-	-	5	1	3	4	21
2010-11	Gwinnett	ECHL	59	13	7	20	179	-	-	-	-	-	-	-	-	-	-

## Career

**2010-11:** Led Gwinnett in penalty minutes (179) ... Finished eighth on the Gladiators in points (20), fourth in goals (13) and fourth in games played (59). **2009-10:** Led the Remparts in goals (36) and penalty minutes (136) ... Tied for 10th in the QMJHL in goals and sixth in penalty minutes ... Was one of only two players to rank in the Top-10 in both goals and penalty minutes. **2008-09:** Led the QMJHL in penalty minutes (230) ... Second on Lewiston in points (50), goals (25) and finished fifth in assists (25) ... Tied for the team lead in postseason points (3), tied for second in assists (2) and tied for third in goals (1). **2007-08:** Led Lewiston in penalty minutes (213) and fourth in points (42). **2006-07:** Helped Lewiston win the QMJHL championship in his rookie season



# RYAN POTULNY

16

Center • Height: 6'0" • Weight: 182 • Shoots: Left

Born: September 5, 1984 (Grand Forks, N.D.)

Drafted: Philadelphia's third-round choice, 87th overall, in the 2003 Entry Draft

Acquired: Signed as a free agent, July 1, 2011

## CAREER STATISTICS

### Regular Season

### Playoffs

Year	Team	League	GP	G	A	Pts	PIM	+/-	PP	SH	GW	S	GP	G	A	Pts	PIM
2005-06	Philadelphia	NHL	2	0	1	1	0	1	0	0	0	0	-	-	-	-	-
	Minnesota	NCAA	41	38	25	63	31	-	-	-	-	-	-	-	-	-	-
2006-07	Philadelphia	NHL	35	7	5	12	22	1	0	0	2	56	-	-	-	-	-
	Philadelphia	AHL	30	12	14	26	34	-	-	-	-	-	-	-	-	-	-
2007-08	Philadelphia	NHL	7	0	1	1	4	0	0	0	0	5	-	-	-	-	-
	Philadelphia	AHL	58	21	26	47	51	-	-	-	-	-	12	3	5	8	10
2008-09	Edmonton	NHL	8	0	3	3	0	2	0	0	0	9	-	-	-	-	-
	Springfield	AHL	70	38	24	62	48	-	-	-	-	-	-	-	-	-	-
2009-10	Edmonton	NHL	64	15	17	32	28	-21	7	1	2	152	-	-	-	-	-
	Springfield	AHL	14	3	5	8	8	-	-	-	-	-	-	-	-	-	-
	USA	WC	6	2	2	4	0	-	-	-	-	-	-	-	-	-	-
2010-11	Chicago	NHL	3	0	0	0	0	-1	0	0	0	2	-	-	-	-	-
	Rockford	AHL	58	18	23	41	30	-	-	-	-	-	-	-	-	-	-
	Ottawa	NHL	7	0	0	0	0	0	0	0	0	5	-	-	-	-	-
	Binghamton	AHL	13	3	5	8	4	-	-	-	-	-	23	14	12	26	12
<b>NHL TOTALS</b>			<b>126</b>	<b>22</b>	<b>27</b>	<b>49</b>	<b>54</b>	<b>-18</b>	<b>7</b>	<b>1</b>	<b>4</b>	<b>229</b>	-	-	-	-	-

## Career

**2010-11:** Helped Binghamton win the Calder Cup ... Led the AHL in postseason points (26) and tied for first in goals (14) ... Was a member of four different teams (Chicago/Ottawa, NHL; Rockford/Binghamton, AHL). **2009-10:** Finished tied for sixth on EDM in points (32) ... Ranked ninth on EDM in assists (17) ... Finished tied for third on EDM in goals (15). **2008-09:** Led Springfield in goals (38) and points (62) ... Named an AHL All-Star. **2005-06:** Named a Hobey Baker Award Finalist, leading the NCAA in points (63) and goals (38). **2003-04:** Helped MIN win the WCHA Championship.





# DANNY RICHMOND

Defenseman • Height: 6'1" • Weight: 190 • Shoots: Left

Born: September 1, 1984 (Chicago, Ill.)

Drafted: Carolina's second-round choice, 31st overall, in the 2003 Entry Draft

Acquired: Signed as a free agent, July 4, 2011

# 39

## CAREER STATISTICS


### Regular Season

### Playoffs

Year	Team	League	GP	G	A	Pts	PIM	+/-	PP	SH	GW	S	GP	G	A	Pts	PIM
2004-05	Lowell	AHL	63	4	9	13	139	-	-	-	-	-	6	0	2	2	8
2005-06	Carolina	NHL	10	0	1	1	7	-3	0	0	0	7	-	-	-	-	-
	Chicago	NHL	10	0	0	0	18	-3	0	0	0	6	-	-	-	-	-
	Lowell	AHL	32	4	11	15	60	-	-	-	-	-	-	-	-	-	-
2006-07	Norfolk	AHL	31	4	8	12	42	-	-	-	-	-	3	0	1	1	2
	Chicago	NHL	22	0	2	2	48	-1	0	0	0	13	-	-	-	-	-
2007-08	Norfolk	AHL	57	10	24	34	144	-	-	-	-	-	6	0	0	0	8
	Chicago	NHL	7	0	0	0	2	-5	0	0	0	2	-	-	-	-	-
2008-09	Rockford	AHL	40	2	12	14	156	-	-	-	-	-	-	-	-	-	-
	Wilkes-Barre	AHL	55	3	14	17	108	-	-	-	-	-	-	-	-	-	-
2009-10	Peoria	AHL	18	1	4	5	21	-	-	-	-	-	7	0	4	4	2
	Peoria	AHL	54	1	15	16	135	-	-	-	-	-	-	-	-	-	-
2010-11	Rockford	AHL	15	0	6	6	31	-	-	-	-	-	4	0	1	1	5
	Toronto	AHL	68	3	20	23	121	-	-	-	-	-	-	-	-	-	-
NHL TOTALS			49	0	3	3	75	-12	0	0	0	28	-	-	-	-	-

## Career

**2010-11:** Third among TOR defensemen in assists (20) and points (23) ... Second on the team in penalty minutes (121) ... Played with fellow Capital Christian Hanson on Toronto (AHL). **2009-10:** Ranked second on Peoria in penalty minutes (135). **2008-09:** Played seven playoff games for Peoria and ranked first on the team in assists (4). **2005-06:** Made NHL debut Nov. 11 at FLA ... Registered first career NHL point (assist) Jan. 17 at PHI.



# DANY SABOURIN

Goaltender • Height: 6'4" • Weight: 204 • Catches: Left

Born: September 2, 1980 (Val-d'Or, Quebec)

Drafted: Calgary's fourth-round choice, 108th overall, in the 1998 Entry Draft

Acquired: Signed as a free agent, July 2, 2010

# 35

## CAREER STATISTICS


### Regular Season

### Playoffs

Year	Team	League	GP	W	L	T	MIN	GA	SO	GAA	SA	SPCT	GP	W	L	Min	GAA
2003-04	Calgary	NHL	4	0	3	0	169	10	0	3.55	66	.848	-	-	-	-	-
	Lowell	AHL	14	5	7	2	821	39	0	2.85	-	-	-	-	-	-	-
	Las Vegas	ECHL	10	6	3	1	613	24	0	2.35	-	-	1	0	1	58	2.07
2004-05	Wilkes-Barre	AHL	20	8	8	2	1029	38	1	2.22	-	-	-	-	-	-	-
	Wheeling	ECHL	27	19	6	1	1579	44	5	*1.67	-	-	-	-	-	-	-
2005-06	Pittsburgh	NHL	1	0	1	0	21	4	0	11.43	14	.714	-	-	-	-	-
	Wilkes-Barre	AHL	49	30	14	4	2943	111	4	*2.26	-	-	6	2	4	362	2.15
2006-07	Vancouver	NHL	9	2	4	1	480	21	0	2.63	224	.906	2	0	0	14	4.29
	Manitoba	AHL	2	1	1	0	119	4	1	2.01	-	-	-	-	-	-	-
2007-08	Pittsburgh	NHL	24	10	9	1	1242	57	2	2.75	596	.904	-	-	-	-	-
2008-09	Pittsburgh	NHL	19	6	8	2	989	47	0	2.85	463	.898	-	-	-	-	-
	Springfield	AHL	13	5	6	2	795	42	0	3.17	-	-	-	-	-	-	-
2009-10	Providence	AHL	56	28	27	0	3278	146	3	2.67	-	-	-	-	-	-	-
2010-11	Hershey	AHL	23	14	9	0	1299	53	2	2.45	574	.908	-	-	-	-	-
NHL TOTALS			57	18	25	4	2901	139	2	2.87	1363	.898	2	0	0	14	4.29

## Career

**2010-11:** Went 14-9-0 in 23 games during first season with Hershey ... Went 6-0-0 with 1.83 GAA and .933 SV% in January, his best month of the season. **2009-10:** His 28 wins tied for sixth in the AHL ... Ranked fifth in the league in minutes (3,278). **2007-08:** Played a career-high 24 games in the NHL with PIT ... Set a career high with 10 wins ... Recorded his first NHL shutout in 5-0 win vs. NJ (11/5). **2005-06:** Won the Baz Bastien Trophy as the AHL's top goaltender and led the AHL with a 2.26 GAA and a .922 save percentage.



# MATTIAS SJOGREN

# 33

*MAT-tie-us SHOW-gren*

Center • Height: 6'3" • Weight: 220 • Shoots: Left

Born: November 27, 1987 (Landskrona, Sweden)

Acquired: Signed as a free agent, June 1, 2011

## CAREER STATISTICS

### Regular Season

### Playoffs

Year	Team	League	GP	G	A	Pts	PIM	+/-	PP	SH	GW	S	GP	G	A	Pts	PIM
2004-05	Rögle J18	Allsvenskan	3	0	1	1	6	-	-	-	-	-	-	-	-	-	-
	Rögle J20	SuperElit	34	6	6	12	26	-	-	-	-	-	-	-	-	-	-
	Rögle	Allsvenskan	1	0	0	0	0	-	-	-	-	-	-	-	-	-	-
2005-06	Rögle J20	SuperElit	18	5	5	10	57	-	-	-	-	-	2	0	1	1	4
	Rögle	Allsvenskan	40	1	3	4	8	-	-	-	-	-	10	0	2	2	2
2006-07	Rögle	Allsvenskan	45	0	2	2	30	-	-	-	-	-	10	0	1	1	8
	Rögle J20	SuperElit	7	3	3	6	18	-	-	-	-	-	-	-	-	-	-
2007-08	Rögle	Allsvenskan	45	4	10	14	38	-	-	-	-	-	0	4	2	6	8
2008-09	Rögle	SEL	43	6	7	13	16	-	-	-	-	-	10	4	2	6	10
2009-10	Rögle	SEL	54	11	11	22	20	-	-	-	-	-	10	4	5	9	4
2010-11	Färjestad	SEL	51	7	17	24	44	-	-	-	-	-	13	1	8	9	4
	Färjestad	ET	8	2	3	5	2	-	-	-	-	-	3	0	1	1	27
	Sweden	WC	9	1	3	4	2	-	-	-	-	-	-	-	-	-	-

## Career

**2010-11:** Won a silver medal with Sweden in the World Championship ... Tied for seventh in points (4) ... Finished sixth on Farjestad in points (24) and tied for third in assists (17) ... Tied for second on the team in playoff assists (8) and sixth in points (9) as Farjestad won the SEL Championship. **2009-10:** Named an alternate captain ... Tied for fifth on the team in points (22), tied for third in goals (11) and tied for seventh in assists (11) ... Tied for the team lead in postseason points (9) and tied for second in goals (4) and assists (5).



# DUSTIN STEVENSON

# 66

Defense • Height: 6'5" • Weight: 215 • Shoots: Left

Born: August 12, 1989 (Gull Lake, Saskatchewan)

Acquired: Signed as a free agent, April 5, 2010

## CAREER STATISTICS


### Regular Season

### Playoffs

Year	Team	League	GP	G	A	Pts	PIM	+/-	PP	SH	GW	S	GP	G	A	Pts	PIM
2006-07	La Ronge	SJHL	1	0	0	0	2	-	-	-	-	-	-	-	-	-	-
2007-08	La Ronge	SJHL	53	2	11	13	63	-	-	-	-	-	6	0	2	2	2
2008-09	La Ronge	SJHL	53	15	24	39	124	-	-	-	-	-	-	-	-	-	-
2009-10	La Ronge	SJHL	56	11	36	47	134	-	-	-	-	-	21	10	11	21	22
2010-11	South Carolina	ECHL	63	3	9	12	44	-	-	-	-	-	-	-	-	-	-

## Career

**2010-11:** Ranked second among South Carolina defensemen in goals (3) ... Made his professional debut Oct. 22 at Gwinnett. **2009-10:** Named the SJHL Player of the Year ... Named the Top Defensive Player for the 2010 RBC Cup after posting 21 points in the playoffs ... Team captain ... Ranked third among league defensemen in points and tied for eighth in the league in PIM ... Led all defensemen in the playoffs with 10 goals and 21 points in 21 playoff games ... Signed by Washington as a free agent, April 5, 2010. **2008-09:** Finished sixth among SJHL defensemen in points (39) ... Led the team in points and penalty minutes (124).



# BRANDON ANDERSON

Goaltender • Height: 6'0" • Weight: 183 • Catches: Left

Born: July 13, 1992 (Langley, British Columbia)

Acquired: Signed as a free agent Sept. 21, 2010

## CAREER STATISTICS

### Regular Season

### Playoffs

Year	Team	League	GP	W	L	T	MIN	GA	SO	GAA	SA	SPCT	GP	W	L	Min	GAA
2008-09	Lethbridge	WHL	5	0	1	0	175	12	0	4.11	90	.882	1	0	1	60	5.00
2009-10	Lethbridge	WHL	37	12	19	2	2009	117	0	3.49	970	.892	-	-	-	-	-
2010-11	Lethbridge	WHL	59	17	26	12	3282	206	0	3.77	1641	.888	-	-	-	-	-

## Career

**2010-11:** Ranked ninth in the WHL in minutes played with 3282 ... Ranked fifth in the WHL with 1641 saves ... Set career highs in games played (59) and wins (17). **2009-10:** Played in 37 games during his rookie season with Lethbridge ... Second among rookie goaltenders with .970 save percentage and 2009 minutes played. **2008-09:** Stopped 21 out of 26 shots he faced in his first playoff game at Saskatoon for a 5-1 loss (Saskatoon goalie was Caps goaltender Braden Holtby).



# TRAVIS BOYD

Forward • Height: 5'10" • Weight: 185 • Shoots: Left

Born: September 14, 1993 (Hopkins, Minn.)

Drafted: Capitals' sixth-round choice, 177th overall, in the 2011 Entry Draft

## CAREER STATISTICS


### Regular Season

### Playoffs

Year	Team	League	GP	G	A	Pts	PIM	+/-	PP	SH	GW	S	GP	G	A	Pts	PIM
2009-10	NTDP	USNTDPU18	1	0	0	0	0	-	-	-	-	-	-	-	-	-	-
2009-10	NTDP	USNTDPU17	52	10	14	24	22	-	-	-	-	-	-	-	-	-	-
2009-10	USAU17	WorldJuniors	6	1	2	3	0	-	-	-	-	-	-	-	-	-	-
2010-11	NTDP	USNTDPU18	60	13	25	38	16	-	-	-	-	-	-	-	-	-	-
2010-11	USAU18	WorldJuniors	6	2	4	6	2	-	-	-	-	-	-	-	-	-	-

## Career

**2010-11:** Won the gold medal with the United States at the U-18 World Junior Championship ... Registered an assist in the gold medal game against Sweden ... Ranked fourth on the USDP with 38 points and 25 assists; sixth in goals (13). **2009-10:** Played in 52 games for the U.S. National Development Team ... Scored 10 goals, 14 assists, 24 points and 22 penalty minutes ... Skated in all six games for Team USA at the World U-17 Hockey Challenge ... Won the gold medal and registered one goal and two assists and was named Team USA Player of the Game vs. Sweden in the semifinal.



# GREG BURKE

Left Wing • Height: 6'1" • Weight: 185 • Shoots: Left

Born: May 16, 1990 (Portsmouth, N.H.)

Drafted: Capitals' sixth-round choice, 174th overall, in the 2008 Entry Draft

## CAREER STATISTICS

### Regular Season

### Playoffs

Year	Team	League	GP	G	A	Pts	PIM	+/-	PP	SH	GW	S	GP	G	A	Pts	PIM
2008-09	CedarRapids	USHL	8	2	0	2	8	-1	-	-	-	-	-	-	-	-	-
2009-10	Univ.NH	NCAA	32	2	8	10	18	-	-	-	-	-	-	-	-	-	-
2010-11	Univ.NH	NCAA	18	2	1	3	12	-	-	-	-	-	-	-	-	-	-

## Career

**2010-11:** Team went 10-6-2 during the 18 games he played ... Scored his second goal of the season on 1/22 vs. Boston University. **2009-10:** As a freshman at University of New Hampshire, he scored two goals and had eight assists ... His first goal of his collegiate career, Dec. 6, was the game winner ... Ranked second among UNH freshman with 10 points ... Recorded his first career multiple-point game (2a) in the NCAA Tournament vs. Cornell. **2008-09:** Limited to eight games due to injury for Cedar Rapids (USHL) ... Had two goals and eight penalty minutes.





# SAMUEL CARRIER

Defense • Height: 6'1" • Weight: 181 • Shoots: Right

Born: April 28, 1992 (Laval, Quebec)

Drafted: Capitals' sixth-round choice, 176th overall, in the 2010 Entry Draft

## CAREER STATISTICS

CAREER STATISTICS			Regular Season											Playoffs				
Year	Team	League	GP	G	A	Pts	PIM	+/-	PP	SH	GW	S	GP	G	A	Pts	PIM	
2008-09	Quebec	QMJHL	56	4	5	9	49	-	-	-	-	-	-	-	-	-	-	
2009-10	Quebec	QMJHL	66	10	32	42	65	-	-	-	-	-	4	1	0	1	14	
2010-11	Quebec	QMJHL	61	11	39	50	72	-	-	-	-	-	15	2	14	16	12	

## Career

**2010-11:** Registered 39 assists which tied for first on the team ... Ranked eighth in the league among defensemen with 50 points (11g-39a) ... Ended the season with a six-game point streak (2g-4a) ... Led the team with 14 assists in the playoffs ... Had a nine-game point streak (1g-12a) during the playoffs ... Tallied four multiple-point games during the playoffs including a three-point game (3a).

**2009-10:** Led Lewiston defensemen and ranked fifth on the team with 42 points (10g-32a) ... Ranked third on the team in assists.



# STANISLAV GALIEV

Right Wing • Height: 6'2" • Weight: 187 • Shoots: Right

Born: January 17, 1992 (Moscow, Russia)


Drafted: Capitals' third-round choice, 86th overall, in the 2010 Entry Draft

## CAREER STATISTICS

CAREER STATISTICS			Regular Season											Playoffs				
Year	Team	League	GP	G	A	Pts	PIM	+/-	PP	SH	GW	S	GP	G	A	Pts	PIM	
2008-09	Indiana	USHL	60	29	35	64	46	-	-	-	-	-	13	5	4	9	8	
2009-10	Saint John	QMJHL	67	15	45	60	38	-	-	-	-	-	21	8	11	19	14	
2010-11	Saint John	QMJHL	64	37	28	65	40	-	-	-	-	-	19	10	17	27	12	

## Career

Ranked second in the league with nine game-winning goals ... Set career highs in goals (37) and points (65) ... Ranked fifth in the league with 27 points (10g-17a) in 19 playoff games en route to the QMJHL championship. **2009-10:** Named to the QMJHL All-Rookie Team ... Played in the CHL/NHL Top Prospects Game and the QMJHL All-Star Game ... Was ranked 20th among North American skaters eligible for the 2010 NHL Entry Draft by Central Scouting ... Ranked fourth on Saint John in points (60) and second in assists (45) ... Ranked fourth on the team (second among forwards) at +41 ... He led QMJHL rookies in assists and plus/minus rating and was second in points ... Finished fourth on the team in playoff scoring with 19 points (8g-11a) in 21 games ... Led all QMJHL rookies in playoff scoring.



# ANDREW GLASS

Left Wing • Height: 6'0" • Weight: 176 • Shoots: Left

Born: July 14, 1989 (Wrentham, Mass.)

Drafted: Capitals' seventh-round choice, 199th overall, in the 2007 Entry Draft

## CAREER STATISTICS

Career Statistics			Regular Season											Playoffs				
Year	Team	League	GP	G	A	Pts	PIM	+/-	PP	SH	GW	S	GP	G	A	Pts	PIM	
2006-07	Little Bruins	Minor	12	7	8	15	4	-	-	-	-	-	-	-	-	-	-	
	Nobles	HS	18	7	10	17	6	-	-	-	-	-	-	-	-	-	-	
2007-08	Nobles	HS	-	27	25	52	-	-	-	-	-	-	-	-	-	-	-	
2008-09	Boston U.	NCAA	15	2	1	3	2	-	-	-	-	-	-	-	-	-	-	
2009-10	Boston U.	NCAA	24	1	1	2	14	-	-	-	-	-	-	-	-	-	-	
2010-11	Boston U.	NCAA	15	2	3	5	6	-	-	-	-	-	-	-	-	-	-	

## Career

**2010-11:** Recorded two assists on 10/10 vs. Notre Dame ... Scored his first goal of the season on 10/22 at Massachusetts.

**2009-10:** Scored his first goal of the season on 2/20 vs. Providence. **2008-09:** Won the NCAA title at Verizon Center with Boston University (Hockey East) ... Played in 15 games before suffering a season-ending injury ... Scored first career goal in a 3-0 win over Northeastern on Nov. 16 ... Tallied first multiple-point game with a goal and an assist in a 4-1 win at Merrimack on Jan. 16.



# GARRETT HAAR

Defense • Height: 5'11" • Weight: 194 • Shoots: Left

Born: August 16, 1993 (Huntington Beach, Calif.)


Drafted: Capitals' seventh-round choice, 207th overall, in the 2011 Entry Draft

## CAREER STATISTICS

			Regular Season											Playoffs				
Year	Team	League	GP	G	A	Pts	PIM	+/-	PP	SH	GW	S		GP	G	A	Pts	PIM
2009-10	Russell U18	Midget	40	2	34	36	28	-	-	-	-	-	-	-	-	-	-	-
2010-11	Fargo	USHL	51	7	16	23	38	-	-	-	-	-	-	5	1	2	3	2

## Career

**2010-11:** Finished the regular season with seven goals and 16 assists for 23 points in 51 games ... Team went 12-5-1 when he registered a point ... Ranked second among defensemen on the team in points (23) and assists (16) and tied for second in goals (7) ... Tied for the team lead in playoff points (3) ... Will attend Western Michigan University in the fall.



# CALEB HERBERT

Center • Height: 5'11" • Weight: 185 • Shoots: Right

Born: October 12, 1991 (St. Paul, Minn.)


Drafted: Capitals' fifth-round choice, 142nd overall, in the 2010 Entry Draft

## CAREER STATISTICS

			Regular Season											Playoffs				
Year	Team	League	GP	G	A	Pts	PIM	+/-	PP	SH	GW	S		GP	G	A	Pts	PIM
2008-09	Bloomington	USHS	24	26	20	46	-	-	-	-	-	-	-	-	-	-	-	-
2009-10	Bloomington	USHS	25	26	29	55	42	-	-	-	-	-	-	-	-	-	-	-
2010-11	Sioux City	USHL	51	23	27	50	61	3	0	0	0	4	-	-	-	-	-	-
	USA	WJAC	4	2	1	3	6	-	-	-	-	-	-	-	-	-	-	-

## Career

**2010-11:** Named to the USHL All-Star Game ... Led the Musketeers in points (50) and goals (23); ranked third in assists (27) ... Tied for 14th in the USHL in goals and tied for 17th in points ... Helped the US win the World Junior A Challenge, beating Canada 6-4 in the final game ... Tied for fifth on USA in points (3) and tied for second in goals (2) ... Plans to attend the University of MIN-Duluth in 2011-12. **2009-10:** Averaged 2.2 points per game with Bloomington (USHS) and tallied 55 points (26g-29a) in 25 games.



# PATRICK KOUDYS

*COW-dice*

Defense • Height: 6'4" • Weight: 210 • Shoots: Left

Born: November 15, 1992 (Smithville, Ontario)

Drafted: Capitals' fifth-round choice, 147th overall, in the 2011 Entry Draft

## CAREER STATISTICS

			Regular Season											Playoffs				
Year	Team	League	GP	G	A	Pts	PIM	+/-	PP	SH	GW	S		GP	G	A	Pts	PIM
2009-10	Burlington	CCHL	50	5	28	33	42	-	-	-	-	-	-	12	0	1	1	16
2010-11	Rensselaer	NCAA	31	1	2	3	14	-	-	-	-	-	-	-	-	-	-	-

## Career

**2010-11:** Was one of the youngest players in the NCAA last season and the youngest on R.P.I roster, debuting at the age of 17 ... Made NCAA debut Oct. 9 vs. COL College ... His father, Jim, was drafted by the NYI in the 12th round (252nd overall) of the 1982 NHL Entry Draft. **2009-10:** Led all Burlington defensemen in points (33) and was 10th among blueliners in the CCHL.



# EVGENY KUZNETSOV

Center • Height: 6'0" • Weight: 172 • Shoots: Left

Born: May 19, 1992 (Chelyabinsk, Russia)

Drafted: Capitals' first-round choice, 26th overall, in the 2010 Entry Draft

## CAREER STATISTICS

Year	Team	League	GP	G	A	Pts	PIM	+/-	PP	SH	GW	S	GP	G	A	Pts	PIM
2008-09	Chelyabinsk 2	Russia-3	22	5	11	16	40	-	-	-	-	-	-	-	-	-	-
	Russia U17	WHC-17	5	6	4	10	6	-	-	-	-	-	-	-	-	-	-
	Russia U18	WJC-18	7	6	7	13	10	-	-	-	-	-	-	-	-	-	-
2009-10	Chelyabinsk	KHL	35	2	7	9	10	-	-	-	-	-	4	1	0	1	0
	Russia U18	WJC-18	7	5	7	12	6	-	-	-	-	-	-	-	-	-	-
	Russia U20	WJC-20	6	2	0	2	10	-	-	-	-	-	-	-	-	-	-
2010-11	Chelyabinsk	KHL	44	17	15	32	30	-	-	-	-	-	-	-	-	-	-
	Russia U20	WJC-20	7	4	7	11	4	-	-	-	-	-	-	-	-	-	-

## Career

**2010-11:** Won a gold medal with Russia at the World Junior Championship while being named to the tournament's all-star team and one of Russia's top players ... Recorded three assists in the gold medal-clinching game versus Canada ... Led Chelyabinsk in points (32) and second in goals (17) and assists (15). **2009-10:** Represented Russia at the World Junior Championship ... Captained Russia's Under-18 World Championship squad, recording 12 points (5g-7a) in seven games. **2008-09:** Won a silver medal at the Under-18 World Championship, posting 13 points (6g-7a) in seven games.



# NICK LARSON

Center • Height: 6'0" • Weight: 175 • Shoots: Right

Born: January 16, 1989 (Edina, Minn.)


Drafted: Capitals' seventh-round choice, 185th overall, in the 2007 Entry Draft

## CAREER STATISTICS

Year	Team	League	GP	G	A	Pts	PIM	+/-	PP	SH	GW	S	GP	G	A	Pts	PIM
2006-07	Hill-Murray	HS	29	31	30	61	16	-	-	-	-	-	-	-	-	-	-
	Omaha	USHL	10	3	2	5	6	-	-	-	-	-	-	-	-	-	-
2007-08			DID NOT PLAY														
2008-09	Minnesota	NCAA	13	1	1	2	2	-	-	-	-	-	-	-	-	-	-
2009-10	Minnesota	NCAA	33	4	4	8	10	-	-	-	-	-	-	-	-	-	-
2010-11	Minnesota	NCAA	30	5	6	11	8	-	-	-	-	-	-	-	-	-	-

## Career

**2010-11:** Recorded career-highs for goals (5), assists (6) and points (11) ... Named to the WCHA All-Academic Team for the third consecutive season. **2009-10:** Made NCAA debut Nov. 8 vs. New Hampshire ... Scored first collegiate goal Nov. 29 vs. Michigan State ... Named to WCHA All-Academic Team.



# IVAN NEPRYAEV

Center • Height: 6'1" • Weight: 180 • Shoots: Left

Born: February 4, 1982 (Yaroslavl, Russia)

Drafted: Capitals' fifth-round choice, 163rd overall, in the 2000 Entry Draft


## CAREER STATISTICS

Regular Season													Playoffs				
Year	Team	League	GP	G	A	Pts	PIM	+/-	PP	SH	GW	S	GP	G	A	Pts	PIM
2005-06	Yaroslavl	Russia	44	6	16	22	70	-	-	-	-	-	-	-	-	-	-
	Russia	Oly.	2	0	0	0	2	-	-	-	-	-	-	-	-	-	-
2006-07	Yaroslavl	Russia	52	17	9	26	66	-	-	-	-	-	7	0	4	4	2
	Russia	WC	9	0	3	3	12	-	-	-	-	-	-	-	-	-	-
2007-08	Yaroslavl	Russia	56	9	17	26	84	-	-	-	-	-	-	-	-	-	-
2008-09	Dynamo Mosc.	KHL	52	14	13	27	48	-	-	-	-	-	12	0	4	4	10
2009-10	Dynamo Mosc.	KHL	44	4	9	13	46	-	-	-	-	-	4	0	0	0	4
2010-11	Atlant Mytishchi	KHL	54	5	10	15	50	-	-	-	-	-	24	4	3	7	49

## Career

**2010-11:** Tied for seventh on the team in playoff scoring with seven points (4g-3a) and helped his team reach the Gagarin Cup final.





# STEFFEN SOBERG

Goaltender • Height: 5'11" • Weight: 176 • Catches: Left


Born: August 6, 1993 (Oslo, Norway)

Drafted: Capitals' fourth-round choice, 117th overall, in the 2011 Entry Draft

CAREER STATISTICS			Regular Season										Playoffs				
Year	Team	League	GP	W	L	T	MIN	GA	SO	GAA	SA	SPCT	GP	W	L	Min	GAA
2009-10	Manglerud U-17	Norway	1	-	-	-	-	-	-	1.00	-	.964	-	-	-	-	-
	Manglerud II	Norway2	17	-	-	-	-	-	-	3.48	-	.895	-	-	-	-	-
	Manglerud	Norway	3	-	-	-	-	-	-	3.65	-	.862	4	-	-	-	2.09
2010-11	Manglerud U-19	Norway	3	-	-	-	-	-	-	2.33	-	.937	1	-	-	-	3.42
	Manglerud II	Norway2	2	-	-	-	-	-	-	3.00	-	.908	-	-	-	-	-
	Manglerud	Norway	27	-	-	-	-	-	-	4.17	-	.884	-	-	-	-	-
	Norway U-18	WJC	6	-	-	-	-	-	-	3.90	-	.931	-	-	-	-	-
	Norway U-20	WJC	3	-	-	-	-	-	-	3.57	-	.913	-	-	-	-	-

## Career

**2010-11:** Named one of the top three players for Norway in the 2011 U-20 World Junior Championship ... Finished second in the tournament with a .931 save percentage ... Had the ninth-best save percentage (.913) in the U-20 tournament ... Drafted in the first round (6th overall) by the Swift Current Broncos in the 2011 CHL Import Draft.



# TAYLOR STEFISHEN

Left Wing • Height: 6'0" • Weight: 186 • Shoots: Right


Born: August 15, 1990 (N. Vancouver, British Columbia)

Acquired: From Nashville in exchange for a conditional draft pick in the 2013 NHL Entry Draft

CAREER STATISTICS			Regular Season											Playoffs				
Year	Team	League	GP	G	A	Pts	PIM	+/-	PP	SH	GW	S	GP	G	A	Pts	PIM	
2006-07	Langley	BCHL	59	25	31	56	73	-	-	-	-	-	-	-	-	-	-	
2007-08	Langley Chiefs	BCHL	57	33	48	81	71	-	-	-	-	-	-	-	-	-	-	
2008-09	Ohio State U.	NCAA	15	3	5	8	2	-	-	-	-	-	-	-	-	-	-	
2009-10	Ohio State U.	NCAA	27	5	8	13	12	-	-	-	-	-	-	-	-	-	-	
2010-11	Prince George	WHL	68	24	43	67	72	-	-	-	-	-	4	2	2	4	2	

## Career

**2010-11:** Set Prince George single-season rookie records for points (67) and assists (43) and finished second on the team in both categories ... Ranked second among WHL rookies in points and fourth in goals (24) ... Transferred to Prince George after spending the previous two seasons with Ohio State University (NCAA) ... Plans to attend the University of Calgary (CIS) this fall



# PATRICK WEY

Defense • Height: 6'2" • Weight: 200 • Shoots: Right

Born: March 21, 1991 (Pittsburgh, Pa)

Drafted: Capitals' fourth-round choice, 115th overall, in the 2009 Entry Draft

CAREER STATISTICS			Regular Season											Playoffs				
Year	Team	League	GP	G	A	Pts	PIM	+/-	PP	SH	GW	S	GP	G	A	Pts	PIM	
2007-08	Waterloo	USHL	35	1	5	6	30	-	-	-	-	-	8	1	0	1	2	
2008-09	Waterloo	USHL	58	7	27	34	75	-	-	-	-	-	3	0	0	0	0	
2009-10	Boston College	NCAA	27	0	5	5	24	-	-	-	-	-	-	-	-	-	-	
2010-11	Boston College	NCAA	37	1	7	8	45	-	-	-	-	-	-	-	-	-	-	
	USA U20	WJC-20	6	0	0	0	2	-	-	-	-	-	-	-	-	-	-	

## Career

**2010-11:** Played in six games for the United States in the 2011 Under-20 World Junior Championship, earning a bronze medal ... Set collegiate career-highs in games (37), goals (1), assists (7), points (8) and penalty minutes (45) with Boston College. **2009-10:** Made collegiate debut on 10/18 at Vermont ... Tallied his first NCAA assist on 11/20 at Maine.



# MIKHAIL YUNKOV

Center • Height: 6'0" • Weight: 180 • Shoots: Left

Born: Feb. 16, 1986 (Voskresensk, Russia)

Drafted: Capitals' second-round choice, 62nd overall, in the 2004 Entry Draft

## CAREER STATISTICS

CAREER STATISTICS			Regular Season											Playoffs				
Year	Team	League	GP	G	A	Pts	PIM	+/-	PP	SH	GW	S	GP	G	A	Pts	PIM	
2001-02	Kry. Sovetov 2	Russia-3	4	0	1	1	0	-	-	-	-	-	-	-	-	-	-	
2002-03	Kry. Sovetov	Russia	7	1	0	1	2	-	-	-	-	-	-	-	-	-	-	
	Kry. Sovetov 2	Russia-3	3	0	1	1	0	-	-	-	-	-	-	-	-	-	-	
2003-04	Kry. Sovetov	Russia-2	38	5	10	15	12	-	-	-	-	-	4	0	1	1	0	
	Kry. Sovetov 2	Russia-3	10	4	1	5	6	-	-	-	-	-	-	-	-	-	-	
	Russia	WJC	6	0	4	4	8	-	-	-	-	-	-	-	-	-	-	
2004-05	Kry. Sovetov	Russia-2	38	9	14	23	22	-	-	-	-	-	3	0	1	1	4	
	Kry. Sovetov 2	Russia-3	1	0	0	0	0	-	-	-	-	-	-	-	-	-	-	
	Russia	WJC	6	1	1	2	0	-	-	-	-	-	-	-	-	-	-	
2005-06	Ak Bars Kazan	Russia	33	3	4	7	35	-	-	-	-	-	11	0	1	1	6	
	Russia	WJC	6	0	0	0	4	-	-	-	-	-	-	-	-	-	-	
2006-07	Ak Bars Kazan	Russia	47	3	6	9	12	-	-	-	-	-	16	1	2	3	8	
2007-08	Spartak	Russia	57	4	6	10	20	-	-	-	-	-	5	1	0	1	6	
2008-09	Spartak	KHL	54	6	12	18	30	-	-	-	-	-	6	0	2	2	6	
2009-10	Ak Bars Kazan	KHL	32	0	3	3	12	-	-	-	-	-	4	0	1	1	2	
2010-11	Spartak	KHL	47	6	7	13	22	-	-	-	-	-	4	0	3	3	4	

## Career

**2010-11:** Tied a career high with six goals ... Tied for eighth on the team in goals. **2009-10:** Helped Ak Bars Kazan win the Gagarin Cup (KHL championship). **2005-06:** Played in six games for Russia at the U-20 World Junior Championship, helping capture the silver medal. **2004-05:**

Recorded one goal and one assist in six games for Russia at the U-20 World Junior Championship, helping capture the silver medal. **2003-04:** Tallied four assists in six games as Russia won the U-18 World Junior Championship gold medal.



The Washington Capitals hold Development Camp at Kettler Capitals Iceplex in July 2011.





BUILDING AMERICA'S  
**HOCKEY  
CAPITAL™**



**2010-11  
YEAR IN REVIEW**





# 2010-11 NHL Standings, Playoffs and Awards

## 2010-11 NHL STANDINGS

### EASTERN CONFERENCE

#### NORTHEAST DIVISION

		GP	W	L	OT	GF	GA	PTS
BOSTON	(3)	82	46	25	11	246	195	103
MONTREAL	(6)	82	44	30	8	216	209	96
BUFFALO	(7)	82	43	29	10	245	229	96
TORONTO	(10)	82	37	34	11	218	251	85
OTTAWA	(13)	82	32	40	10	192	250	74

#### ATLANTIC DIVISION

		GP	W	L	OT	GF	GA	PTS
PHILADELPHIA	(2)	82	47	23	12	259	223	106
PITTSBURGH	(4)	82	49	25	8	238	199	106
NY RANGERS	(8)	82	44	33	5	233	198	93
NEW JERSEY	(11)	82	38	39	5	174	209	81
NY ISLANDERS	(14)	82	30	39	13	229	264	73

#### SOUTHEAST DIVISION

		GP	W	L	OT	GF	GA	PTS
<b>WASHINGTON (1)</b>		<b>82</b>	<b>48</b>	<b>23</b>	<b>11</b>	<b>224</b>	<b>197</b>	<b>107</b>
TAMPA BAY	(5)	82	46	25	11	247	240	103
CAROLINA	(9)	82	40	31	11	236	239	91
ATLANTA	(12)	82	34	36	12	223	269	80
FLORIDA	(15)	82	30	40	12	195	229	72

### WESTERN CONFERENCE

#### CENTRAL DIVISION

		GP	W	L	OT	GF	GA	PTS
DETROIT	(3)	82	47	25	10	261	241	104
NASHVILLE	(5)	82	44	27	11	219	194	99
CHICAGO	(8)	82	44	29	9	258	225	97
ST LOUIS	(11)	82	38	33	11	240	234	87
COLUMBUS	(13)	82	34	35	13	215	258	81

#### PACIFIC DIVISION

		GP	W	L	OT	GF	GA	PTS
SAN JOSE	(2)	82	48	25	9	248	213	105
ANAHEIM	(4)	82	47	30	5	239	235	99
PHOENIX	(6)	82	43	26	13	231	226	99
LOS ANGELES	(7)	82	46	30	6	219	198	98
DALLAS	(9)	82	42	29	11	227	233	95

#### NORTHWEST DIVISION

		GP	W	L	OT	GF	GA	PTS
VANCOUVER	(1)	82	54	19	9	262	185	117
CALGARY	(10)	82	41	29	12	250	237	94
MINNESOTA	(12)	82	39	35	8	206	233	86
COLORADO	(14)	82	30	44	8	227	288	68
EDMONTON	(15)	82	25	45	12	193	269	62

## 2011 STANLEY CUP PLAYOFFS

### Conference Quarterfinals

#### West

VAN def. CHI, 4-3  
SJ def. LA, 4-2  
DET def. PHX, 4-0  
NAS def. ANA, 4-2

#### East

WSH def. NYR, 4-1  
PHI def. BUF, 4-3  
BOS def. MON, 4-3  
TB def. PIT, 4-3

### Conference Semifinals

#### West

VAN def. NAS, 4-2  
SJ def. DET, 4-3

#### East

TB def. WSH, 4-0  
BOS def. PHI, 4-0

### Conference Finals

#### West

VAN def. SJ, 4-1

#### East

BOS def. TB, 4-3

### Stanley Cup Final

BOS def. VAN, 4-3

## 2010-11 NHL AWARDS

### Stanley Cup

Boston Bruins

### Maurice Richard Trophy

Corey Perry, Anaheim Ducks

### King Clancy Memorial Trophy

Doug Weight, NY Islanders

### NHL First All-Star Team

LW	Daniel Sedin	Vancouver
C	Henrik Sedin	Vancouver
RW	Corey Perry	Anaheim
D	Nicklas Lidstrom	Detroit
D	Shea Weber	Nashville
G	Tim Thomas	Boston

### Presidents' Trophy

Vancouver Canucks

### Vezina Trophy

Tim Thomas, Boston

### Bill Masterton Memorial Trophy

Ian Laperriere, Philadelphia

### Prince of Wales Trophy

Boston Bruins

### Calder Memorial Trophy

Jeff Skinner, Carolina

### Lady Byng Memorial Trophy

Martin St. Louis, Tampa Bay

### NHL Second All-Star Team

LW	<b>Alex Ovechkin</b>	<b>Washington</b>
C	Steven Stamkos	Tampa Bay
RW	Martin St. Louis	Tampa Bay
D	Zdeno Chara	Boston
D	Lubomir Visnovsky	Anaheim
G	Pekka Rinne	Nashville

### Clarence S. Campbell Bowl

Vancouver Canucks

### Conn Smythe Trophy

Tim Thomas, Boston Bruins

### William M. Jennings Trophy

Roberto Luongo and  
Cory Schneider, Vancouver

### Hart Memorial Trophy

Corey Perry, Anaheim

### Frank J. Selke Trophy

Ryan Kesler, Vancouver

### Ted Lindsay Award

Daniel Sedin, Vancouver

### Jack Adams Award

Dan Bylsma, Pittsburgh

### Art Ross Trophy

Daniel Sedin, Vancouver

### James Norris Memorial Trophy

Nicklas Lidstrom, Detroit

### NHL All-Rookie Team

F	Jeff Skinner	Carolina
F	Logan Couture	San Jose
F	Michael Grabner	NY Islanders
<b>D</b>	<b>John Carlson</b>	<b>Washington</b>
D	P.K. Subban	Montreal
G	Corey Crawford	Chicago



# 2010-11 Capitals Notes

## Leading the way

The Capitals earned the top seed in the Eastern Conference for the second straight season for the first time in franchise history. In doing so, Washington also captured their fourth consecutive Southeast Division title. That streak of division championships is tied with San Jose for the longest active streak in the NHL. It is the longest streak in Capitals franchise history.

## Century club

The Capitals finished the 2010-11 regular season with 107 points, tied for the third-highest total in franchise history. This marks the third straight season the Capitals have reached the 100-point plateau. The only other time Washington has recorded three consecutive 100-point seasons was from 1983-84 through 1985-86.

## All about Ovi

Alex Ovechkin became the sixth-youngest player to reach 300 goals (25 years, 200 days) and the seventh-quickest player to reach 300 goals in terms of games played (473) when he tallied on April 4 in Toronto. In addition, Ovechkin's overtime tally on April 2 versus Buffalo was his third overtime game-winner of the season and the 10th of his NHL career. He has twice as many overtime game-winners as any other Capital; Peter Bondra and Kelly Miller each had five. Ovechkin's goal on April 2 was also his 30th of the season, marking the sixth consecutive season in which he has reached that plateau. The club record is nine straight 30-goal seasons, set by Mike Gartner. Ovechkin also recorded his 50th assist of the season on April 2 against the Sabres, marking the fourth time in six NHL seasons that he has achieved that milestone. Ovechkin is one of only seven players to start their NHL careers with six-straight seasons of 80 points or more.

## Perennial postseasons

With their 5-4, shootout win on March 22 in Philadelphia, the Washington Capitals clinched their fourth straight playoff berth, marking the longest streak of playoff appearances in franchise history since their 14-straight postseason trips from the 1982-83 season through 1995-96.

## Over the hill

With 48 wins last season, the Capitals captured their fourth consecutive 40-win campaign. It marked the first time in franchise history that Washington has won 40 or more games in four straight seasons.



## SRO

Washington closed out the regular season home schedule with a 25-8-8 record and the second best home winning percentage in the NHL (.707). The Capitals also had the least amount of regulation losses at home and finished second, behind Vancouver (59), in points earned at home (58). Washington has finished ranked in the top three in home record in each of the past three seasons, pacing the league with a 30-5-6 record last year and finishing third in 2008-09 (29-9-3). Their 84 wins at home in the last three seasons are tied with San Jose for most in the NHL during that span. For the second consecutive year, the Capitals sold out all of their home games and set a club record with 106 consecutive sellouts dating back to 2008-09 (including playoffs).

## 400

Jason Arnott tallied his 400th career NHL goal on April 2 versus the Buffalo Sabres to become just the 84th player in NHL history to score 400 goals and is one of only six active players who have tallied 400 goals or more. After his acquisition from the New Jersey Devils on Feb. 28, Arnott recorded seven points (four goals, three assists) in 11 regular-season games with the Capitals.

## Road warriors

The Capitals, who went 23-15-3 on the road this season, have won at least 20 road games for four consecutive seasons for the first time in franchise history. The 23 road wins last season were the second-most in franchise history, just one behind the 2009-10 season's total of 24. The Caps allowed 97 goals (2.37 p/g) on the road, which was tied for second in the NHL. Washington went 17-7-2 in its last 26 road games and allowed just 52 goals in those 26 contests (2.00 per game). In 18 of their last 26 road games, the Caps allowed two or fewer goals a game.





# 2010-11 Capitals Notes

## Near the top

The Capitals were near the top of the league in several statistical categories:

- Team, Goals Against: The Caps' 2.33 goals-against per game was ranked fourth in the NHL. They allowed 197 goals, fourth-best in the league and the third-least in franchise history
- Team, Face-offs: Washington finished sixth in the league in faceoffs, winning 51.6% of their draws
- Washington won 26 one-goal games to rank second in the NHL (Anaheim, 28).
- Goaltender, Rookies: Michal Neuvirth finished third amongst rookie goaltenders in wins (27) and goals-against average (2.45)
- Player, Shots: Alex Ovechkin became the first player in NHL history to lead the league in shots (367) in six consecutive seasons (since the stat was first kept in 1967-68)

## Killing fields

The Capitals finished the season tied for second in the league in penalty killing (85.6%). It also marked their fifth-best penalty killing percentage in franchise history. Washington has led the NHL in penalty killing three times in their team history, most recently in 1997-98 (89.2%).

## In the record books

Capitals head coach Bruce Boudreau recorded more wins (184) in his first 300 NHL games than any coach in NHL history, passing Mike Keenan's 183 victories. In addition, Boudreau's .679 career winning percentage is the best of any coach in NHL history with at least 250 games of experience.



## Rookie Record

Caps goaltender Michal Neuvirth finished with 27 wins to break Bob Mason's franchise record for victories by a rookie goaltender with 20, set during the 1986-87 season. Neuvirth's four shutouts also tied the rookie record set by Jim Carey (1994-95). In addition, Neuvirth became the first Capitals goaltender to post 10 wins in the team's first 16 games and became the last goaltender in the NHL last season to allow more than four goals in a game (36th game).

## Marching on

Washington posted a record of 12-2-1 in March, the best month of March in franchise history. The Capitals fell one win and one point shy of the franchise records for one month in those categories. The Caps scored 43 goals (2.87 G/G), allowed 27 (1.80 GA/G) and killed off 50 of their 55 penalties (91%) during the month.

## Young Gun

John Carlson matched a single-season franchise record for most points by a rookie defenseman with 37, a mark that stood for nearly three decades. Robert Picard notched 37 points as a rookie in 1977-78 and Greg Theberge matched it in his freshman campaign in 1981-82. Carlson finished his rookie year leading all NHL rookie defensemen in ice time (22:38), was ranked third in plus/minus (+21), fourth in points (37), third in assists (30) and tied for fourth in goals (7).

## K street

Mike Knuble scored 24 goals last season, marking the eighth consecutive year in which he has scored 20 or more goals in a season. He is one of eight active players in the league to have scored at least 20 goals in eight straight seasons. Knuble's 24 tallies were also the third-most for all players aged 35 and older.

## Working overtime

The Capitals set a single-season franchise mark with 25 overtime games in a season, besting the previous record of 24 set during the 2009-10 season. Washington finished 8-1 in their last nine games that went to overtime or the shootout.







# 2010-11 Capitals Notes

## White Washington

The Capitals recorded their eighth shutout of the season on March 26 at Montreal (2-0) to tie the franchise mark set during the 1983-84 campaign. The club record for most shutouts in a single season is nine, set in 1995-96.

## Hat trick hero

Alexander Semin, who has seven career hat-tricks, became the first Capital with four three-goal games in a single season since Peter Bondra accomplished that feat during the 1995-96 season.

## Success north of the border

The Capitals finished the season 11-2-2 against Canadian teams and 6-1-0 in Canada. Washington scored 50 goals (3.33 G/G) and allowed 30 goals (2.00 GA/G) in 15 games against Canadian teams last season.

## Winter Classic

The Capitals participated in their first ever Winter Classic on Jan. 1 against the Pittsburgh Penguins – a 3-1 victory at Heinz Field. Eric Fehr led the Caps with two tallies while Mike Knuble added a goal and Semyon Varlamov made 32 saves before being named the first star of the game. With the win, Washington remained unbeaten against Pittsburgh on New Year's Day (4-0-0).

## Triple play

For the first time in the Capitals' 36-year franchise history, three different goaltenders recorded 10 wins or more in the regular season. Michal Neuvirth led with 27 while Semyon Varlamov had 11 and Braden Holtby finished with 10. Washington is the first team in NHL history with three goaltenders aged 22 or younger (age prior to Feb. 1 of season in question) to record 10 or more wins in a season.

## Never out of it

The Caps' .489 winning percentage when trailing first in a game was the top winning percentage in the NHL in that category. Washington finished with the most wins (15) when trailing after the first period, and won eight times (second in the NHL) when trailing after two periods of play.

## Nine in a row

The Capitals' nine-game winning streak from 2/26 – 3/15 was their longest of the season and lengthiest since the franchise-record 14-game run from Jan. 13-Feb. 7, 2010.

## Good omens

Washington finished 27-3-4 when scoring a power-play goal (14-0-2 when it scored one but did not allow one)...The Caps were 29-1-2 when leading after two periods and 11-4-4 when tied ...Washington finished 39-0-3 when scoring at least three goals and 21-7-6 when being outshot by its opponent.





# 2010-11 Individual Statistics

Player	Pos	GP	G	A	P	+/-	PIM	PP	SH	GW	OT	S	S%	TOI/G	Sft/G	FO%
Alex Ovechkin	L	79	32	53	85	24	41	7	0	11	3	367	8.7	21:15	21.7	33.3
Nicklas Backstrom	C	77	18	47	65	24	40	4	1	2	0	202	8.9	20:30	23.7	52.5
Alexander Semin	L	65	28	26	54	22	71	6	1	4	1	196	14.3	17:58	20.7	30.8
Brooks Laich	C	82	16	32	48	14	46	4	1	3	1	207	7.7	18:21	23.3	51.3
Mike Knuble	R	79	24	16	40	10	36	7	1	1	1	203	11.8	17:48	22.2	30.3
John Carlson	D	82	7	30	37	21	42	1	0	3	0	144	4.9	22:32	25.9	0.0
Marcus Johansson	C	69	13	14	27	2	10	2	1	2	0	102	12.7	14:43	18.9	40.5
Jason Chimera	L	81	10	16	26	-10	64	2	0	1	1	162	6.2	13:15	17.5	51.3
Matt Hendricks	C	77	9	16	25	-2	110	1	0	3	0	113	8.0	11:27	15.8	53.1
Mike Green	D	49	8	16	24	6	48	5	0	1	1	115	5.8	24:59	24.4	0.0
Eric Fehr	R	52	10	10	20	0	16	3	0	1	0	120	8.3	12:36	16.5	0.0
Mathieu Perreault	C	35	7	7	14	-3	20	1	0	1	0	41	17.1	11:51	15.9	45.6
Karl Alzner	D	82	2	10	12	14	24	0	0	0	0	64	3.1	19:59	24.8	0.0
Matt Bradley	R	61	4	7	11	-3	68	0	0	0	0	58	6.9	10:34	13.8	36.4
John Erskine	D	73	4	7	11	1	94	0	0	1	0	58	6.9	14:60	18.9	0.0
David Steckel	C	57	5	6	11	-3	24	0	1	1	0	61	8.2	11:34	18.2	63.7
Jeff Schultz	D	72	1	9	10	6	12	0	0	1	0	34	2.9	19:37	23.0	0.0
Tomas Fleischmann	R	23	4	6	10	3	10	0	0	1	1	44	9.1	14:20	18.1	43.1
Boyd Gordon	R	60	3	6	9	-5	16	0	1	1	0	77	3.9	13:03	19.4	58.0
Jason Arnott	C	11	4	3	7	4	8	2	0	1	0	30	15.2	15:53	19.5	44.4
Marco Sturm	L	18	1	6	7	0	6	0	0	1	0	30	3.3	14:01	18.9	35.7
Dennis Wideman	D	14	1	6	7	7	6	1	0	0	0	25	4.0	24:05	25.5	0.0
Tom Poti	D	21	2	5	7	-4	8	0	0	0	0	20	10.0	18:22	22.3	0.0
Tyler Sloan	D	33	1	5	6	-6	14	0	0	0	0	12	8.3	12:51	16.3	0.0
Scott Hannan	D	55	1	4	5	3	28	0	0	0	0	35	2.9	20:16	23.7	0.0
Jay Beagle	R	31	2	1	3	-2	8	0	0	2	0	27	7.4	10:30	15.0	55.2
DJ King	L	16	0	2	2	-3	30	0	0	0	0	6	0.0	5:41	8.3	0.0
Andrew Gordon	R	9	1	1	2	-2	0	0	0	0	0	5	20.0	8:40	10.8	0.0
Sean Collins	D	4	1	0	1	2	0	0	0	1	0	4	25.0	14:45	18.5	0.0
Brian Fahey	D	7	0	1	1	-1	2	0	0	0	0	4	0.0	11:49	17.1	0.0
Brian Willsie	R	1	0	1	1	0	0	0	0	0	0	0	0.0	6:15	9.0	0.0
Keith Aucoin	R	1	0	0	0	0	0	0	0	0	0	0	0.0	11:47	16.0	33.3

Goaltenders	GP	W	L	OT	SA	GA	GAA	Sv	Sv%	SO	G	A	PIM	TOI
Michal Neuvirth	48	27	12	4	1283	110	2.45	1173	0.914	4	0	0	0	2,689:29
Semyon Varlamov	27	11	9	5	759	58	2.23	701	0.924	2	0	0	2	1,560:03
Braden Holtby	14	10	2	2	332	22	1.79	310	0.934	2	0	1	0	735:59



# 2010-11 Game-by-Game Results

#	Date	Team	W-L-OT	Rec.	GF-GA	Scorers	W Goal	PP	PK	SF-SA	W-L Goaltender	Att.
1	10/8/10	@ ATL	L	0-1-0	2-4	21,22	Kane	0-3	3-3	31-31	Mason / Neuirth	15,596
2	10/9/10	NJ	W	1-1-0	7-2	74,14,8,25,8ps,21s,16p	Ovechkin	1-5	4-4	29-33	Neuirth / Brodeur	18,398+
3	10/11/10	OTT	W*	2-1-0	3-2	28,16,8	Ovechkin	0-5	5-5	26-31	Neuirth / Leclaire	18,398+
4	10/13/10	NYI	W	3-1-0	2-1	8,19p	Backstrom	1-4	3-3	26-24	Neuirth / Roloson	18,398+
5	10/16/10	@NSH	W*	4-1-0	3-2	28p,14,21p	Laich	2-5	6-6	34-39	Neuirth / Lindback	16,144
6	10/19/10	BOS	L	4-2-0	1-3	90	Lucic	0-4	4-4	36-21	Thomas / Neuirth	18,398+
7	10/21/10	@BOS	L	4-3-0	1-4	25	Caron	0-4	1-4	39-34	Thomas / Varlamov	17,565+
8	10/23/10	ATL	W*	5-3-0	4-3	28,28,28,14	Fleischmann	0-3	5-6	44-32	Neuirth / Mason	18,398+
9	10/27/10	@CAR	W	6-3-0	3-0	26,19,19se	Hendricks	0-3	5-5	33-29	Neuirth / Ward	18,680+
10	10/28/10	@MIN	L	6-4-0	1-2	8	Koivu	0-2	4-5	22-17	Backstrom / Neuirth	17,352
11	10/30/10	@CGY	W	7-4-0	7-2	19p,8p,8p,52,10,28,39ps	Ovechkin	3-4	6-6	28-29	Neuirth / Kiprusoff	19,289+
12	11/3/10	TOR	W**	8-4-0	5-4	52p,25,14,28p	Ovechkin	2-4	3-4	30-28	Neuirth / Gustavsson	18,398+
13	11/5/10	BOS	W	9-4-0	5-3	89,52,28s,74,8e	Carlson	0-3	1-3	39-18	Holtby / Rask	18,398+
14	11/7/10	PHI	W*	10-4-0	3-2	16,28p,52p	Green	2-4	2-2	39-25	Holtby / Bobrovsky	18,398+
15	11/9/10	@NYR	W	11-4-0	5-3	21p,4,22,26,21e	Hendricks	1-4	3-4	24-28	Neuirth / Lundqvist	18,200+
16	11/11/10	TB	W	12-4-0	6-3	3,22,28p,28,8,28e	Semin	1-1	3-4	26-41	Neuirth / Ellis	18,398+
17	11/13/10	@BUF	O*	12-4-1	2-3	27,19	Vanek	0-1	5-6	25-27	Miller / Holtby	18,690+
18	11/14/10	ATL	W	13-4-1	6-4	8,52p,28,26,4,39e	Erskine	1-3	1-2	33-27	Neuirth / Pavelec	18,398+
19	11/17/10	BUF	W	14-4-1	4-2	19p,10,39,28e	Steckel	1-2	3-4	29-33	Neuirth / Miller	18,398+
20	11/19/10	@ATL	L	14-5-1	0-5		Eager	0-3	0-2	29-36	Pavelec / Holtby	11,115
21	11/20/10	PHI	O**	14-5-2	4-5	90,19p,25p,16p	Briere	3-7	8-9	37-35	Boucher / Neuirth	18,398+
22	11/22/10	@NJ	L	14-6-2	0-5		Elias	0-3	1-2	30-23	Hedberg / Holtby	14,107
23	11/24/10	@CAR	W	15-6-2	3-2	19,19,21p	Laich	1-4	3-4	38-32	Varlamov / Peters	15,200
24	11/26/10	TB	W	16-6-2	6-0	74,4,28,28p,28p,3	Carlson	2-4	5-5	29-17	Varlamov / Smith	18,398+
25	11/28/10	CAR	W**	17-6-2	3-2	90,28	Ovechkin	0-1	3-3	40-28	Varlamov / Ward	18,398+
26	12/1/10	@STL	W	18-6-2	4-1	21p,15,19,19e	B.Gordon	1-2	4-4	26-38	Varlamov / Halak	19,150+
27	12/2/10	@DAL	L	18-7-2	1-2	22p	Segal	1-3	5-6	38-21	Raycroft / Neuirth	13,943
28	12/4/10	ATL	L	18-8-2	1-3	8	Burmistrov	0-5	1-2	46-33	Pavelec / Varlamov	18,398+
29	12/6/10	TOR	O**	18-8-3	5-4	85,22p,85,8	Grabovski	1-3	3-4	36-28	Gustavsson / Neuirth	18,398+
30	12/9/10	FLA	L	18-9-3	0-3		Frolik	0-8	5-6	36-32	Vokoun / Varlamov	18,398+
31	12/11/10	COL	L	18-10-3	2-3	22,26p	Stastny	1-3	2-3	42-26	Anderson / Neuirth	18,398+
32	12/12/10	@NYR	L	18-11-3	0-7		Prust	0-4	2-3	31-20	Lundqvist / Varlamov	18,200+
33	12/15/10	ANA	O*	18-11-4	1-2	21	Getzlaf	0-2	1-2	32-24	Hiller / Varlamov	18,398+
34	12/18/10	@BOS	L	18-12-4	2-3	10,27	Wheeler	0-1	0-0	41-21	Thomas / Neuirth	17,565+
35	12/19/10	@OTT	W	19-12-4	3-2	85,16,85p	Perreault	1-6	5-5	34-26	Neuirth / Elliott	19,516+
36	12/21/10	NJ	W	20-12-4	5-1	63,83,25,74,22	Beagle	0-5	3-4	28-36	Neuirth / Brodeur	18,398+
37	12/23/10	PIT	O**	20-12-5	2-3	52p,22s	Dupuis	1-6	5-5	34-27	Fleury / Neuirth	18,398+
38	12/26/10	@CAR	W	21-12-5	3-2	85,39,8	Ovechkin	0-2	4-4	30-35	Varlamov / Ward	10,477
39	12/28/10	MTL	W	22-12-5	3-0	83,52,8e	Beagle	0-8	5-5	30-25	Varlamov / Price	18,398+
40	1/1/11	@PIT	W	23-12-5	3-1	22p,16,16	Fehr	1-2	4-4	32-33	Varlamov / Fleury	68,111
41	1/4/11	TB	O*	23-12-6	0-1		St. Louis	0-3	3-3	34-38	Roloson / Varlamov	18,398+
42	1/8/11	FLA	W	24-12-6	3-2	16,52p,8	Ovechkin	1-3	4-4	27-27	Varlamov / Clemmensen	18,398+
43	1/11/11	@FLA	O*	24-12-7	3-4	90,22,90	Wideman	0-5	3-6	33-41	Vokoun / Neuirth	14,790
44	1/12/11	@TB	L	24-13-7	0-3		Moore	0-2	6-6	23-38	Roloson / Varlamov	18,135
45	1/14/11	VAN	L	24-14-7	2-4	26,90	D. Sedin	0-3	2-3	27-35	Luongo / Varlamov	18,398+
46	1/16/11	OTT	W	25-14-7	3-1	21,74p,25	Carlson	1-2	2-2	26-23	Neuirth / Elliott	18,398+
47	1/18/11	@PHI	O*	25-14-8	2-3	22,8	Meszaros	0-0	1-1	25-30	Bobrovsky / Varlamov	19,824+
48	1/20/11	@NYI	W	26-14-8	2-1	25,19	Backstrom	0-2	6-6	24-25	Holtby / DiPietro	9,119
49	1/22/11	@TOR	W	27-14-8	4-1	8,8,26,8e	Ovechkin	0-2	3-3	31-36	Holtby / Giguere	19,554+
50	1/24/11	NYR	O**	27-14-9	1-2	26	Anisimov	0-2	2-2	23-29	Biron / Holtby	18,398+
51	1/26/11	@ATL	L	27-15-9	0-1		Antropov	0-3	2-2	36-24	Pavelec / Varlamov	14,513
52	2/1/11	MTL	O**	27-15-10	2-3	85,22p	Gionta	1-3	6-6	29-38	Price / Varlamov	18,398+
53	2/4/11	@TB	W	28-15-10	5-2	19,21,8p,19,25e	Ovechkin	1-4	3-4	36-25	Varlamov / Roloson	20,216+
54	2/6/11	PIT	W	29-15-10	3-0	21,90s,22e	Laich	0-4	2-2	24-22	Neuirth / Fleury	18,398+
55	2/8/11	SJ	L	29-16-10	0-2		Couture	0-2	1-1	25-36	Niemi / Neuirth	18,398+
56	2/12/11	LA	L	29-17-10	1-4	8	Loktionov	0-4	1-1	23-28	Bernier / Varlamov	18,398+
57	2/14/11	@PHX	L	29-18-10	2-3	90,10	Fiddler	0-5	2-3	31-18	Bryzgalov / Neuirth	13,856
58	2/16/11	@ANA	W	30-18-10	7-6	8,21,39,28,22,28,28	Semin	0-2	1-2	31-21	Neuirth / McElhinney	15,579
59	2/17/11	@SJ	L	30-19-10	2-3	8p,19	Heatley	1-1	1-2	25-28	Niemi / Neuirth	17,562+
60	2/20/11	@BUF	W	31-19-10	2-1	85,90p	Johansson	1-5	1-2	39-29	Varlamov / Miller	18,690+
61	2/21/11	@PIT	W	32-19-10	1-0	8p	Ovechkin	1-3	3-3	24-39	Neuirth / Fleury	18,263+
62	2/25/11	NYR	L	32-20-10	0-6		Eminger	0-5	2-4	35-28	Lundqvist / Neuirth	18,398+
63	2/26/11	@NYI	W	33-20-10	3-2	21,22,28	Semin	0-2	4-4	22-31	Neuirth / Montoya	16,250+
64	3/1/11	NYI	W*	34-20-10	2-1	21,8	Ovechkin	0-2	4-4	42-29	Neuirth / Lawson	18,398+

\* Overtime

\*\* Shootout

s Shorthanded goal

p Power-play goal

ps Penalty shot

e Empty net goal

+ Sellout





# 2010-11 Game-by-Game Results

#	Date	Team	W-L-OT	Rec.	GF-GA	Scorers	W Goal	PP	PK	SF-SA	W-L Gldr.	Att.
65	3/3/11	STL	W	35-20-10	3-2	23,19,44	Arnott	0-1	3-3	30-27	Neuvirth / Conklin	18,398+
66	3/6/11	@FLA	W*	36-20-10	3-2	19,15,28	Semin	0-1	5-6	25-34	Neuvirth / Clemmensen	15,685
67	3/7/11	@TB	W**	37-20-10	2-1	28,8	Ovechkin	0-3	3-4	30-28	Holtby / Roloson	16,835
68	3/9/11	EDM	W	38-20-10	5-0	8p,16p,8,16,28	Ovechkin	2-5	4-4	36-22	Holtby / Khabibulin	18,398+
69	3/11/11	CAR	W	39-20-10	2-1	8,26	Hendricks	0-2	5-5	26-41	Holtby / Ward	18,398+
70	3/13/11	CHI	W*	40-20-10	4-3	15s,44p,21,22	Knuble	1-2	3-4	42-30	Holtby / Crawford	18,398+
71	3/15/11	@MTL	W	41-20-10	4-2	90p,21,90,22p	Johansson	2-5	3-3	41-26	Holtby / Price	21,273+
72	3/16/11	@DET	L	41-21-10	2-3	74,8	Zetterberg	0-4	1-2	28-35	Howard / Neuvirth	20,066+
73	3/18/11	@NJ	W	42-21-10	3-0	55,22,22	Schultz	0-0	4-4	12-33	Neuvirth / Brodeur	17,625+
74	3/22/11	@PHI	W**	43-21-10	5-4	19,22,6p,90	Semin	2-6	2-4	23-33	Neuvirth / Bobrovsky	19,893+
75	3/25/11	@OTT	L	43-22-10	0-2		Greening	0-3	0-3	31-23	Anderson / Varlamov	18,329
76	3/26/11	@MTL	W	44-22-10	2-0	18,28	Sturm	0-4	3-3	33-18	Holtby / Price	21,273+
77	3/29/11	CAR	O**	44-22-11	2-3	28,90	Skinner	0-3	4-5	40-26	Ward / Varlamov	18,398+
78	3/31/11	CBS	W*	45-22-11	4-3	74,22,44,25	Chimera	0-1	2-2	33-23	Neuvirth / Mason	18,398+
79	4/2/11	BUF	W*	46-22-11	5-4	22,28,22p,44p,8	Ovechkin	2-2	1-2	35-38	Neuvirth / Enroth	18,398+
80	4/5/11	@TOR	W**	47-22-11	3-2	8p,4	Knulbe	1-3	1-2	41-21	Neuvirth / Reimer	19,509+
81	4/6/11	FLA	W	48-22-11	5-2	22p,25p,62,26,8e	Collins	2-4	3-4	25-33	Varlamov / Clemmensen	18,398+
82	4/9/11	@FLA	L	48-23-11	0-2		Thomas	0-1	2-2	28-23	Vokoun / Neuvirth	18,371

\* Overtime

\*\* Shootout

s Shorthanded goal

p Power-play goal

ps Penalty shot

e Empty net goal

+ Sellout

## GOALS BY PERIOD

	1	2	3	OT	Total	Avg.
Capitals	54	76	80	9	219	2.70
Opponents	60	68	58	5	191	2.33

## SHOTS BY PERIOD

	1	2	3	OT	Total	Avg.
Capitals	795	928	771	72	2566	31.33
Opponents	772	852	703	48	2375	29.04

## POWER PLAY

	G	Att.	Pct.	Rank
Overall	46	263	17.5	T-15th NHL
Home	27	145	18.6	14th NHL
Road	19	118	16.1	17th NHL

## PENALTY KILLING

	G	Att.	Pct.	Rank
Overall	43	299	85.6	T-2nd NHL
Home	21	150	86.0	6th NHL
Road	22	149	85.2	3rd NHL

## PENALTIES

	Pen.	PIM	Avg.	Rank
Overall	372	926	11.3	10th NHL





# 2010-11 Home and Road Statistics

Player	Pos	HOME					ROAD					TOTAL				
		GP	G	A	P	+/-	GP	G	A	P	+/-	GP	G	A	P	+/-
Alex Ovechkin	L	41	18	25	43	10	38	14	28	42	14	79	32	53	85	24
Alexander Semin	L	34	19	15	34	16	31	9	11	20	6	65	28	26	54	22
Nicklas Backstrom	C	38	4	28	32	8	39	14	19	33	16	77	18	47	65	24
Brooks Laich	C	41	6	21	27	8	41	10	11	21	6	82	16	32	48	14
John Carlson	D	41	6	16	22	8	41	1	14	15	13	82	7	30	37	21
Mike Knuble	R	40	12	7	19	4	39	12	9	21	6	79	24	16	40	10
Eric Fehr	R	29	7	8	15	-1	23	3	2	5	1	52	10	10	20	0
Matt Hendricks	C	37	6	8	14	4	40	3	8	11	-6	77	9	16	25	-2
Jason Chimera	L	40	7	6	13	-11	41	3	10	13	1	81	10	16	26	-10
Marcus Johansson	C	32	6	7	13	3	37	7	7	14	-1	69	13	14	27	2
Mike Green	D	28	7	4	11	-2	21	1	12	13	8	49	8	16	24	6
David Steckel	C	29	2	3	5	2	28	3	3	6	-5	57	5	6	11	-3
Tomas Fleischmann	L	12	3	4	7	4	11	1	2	3	-1	23	4	6	10	3
Mathieu Perreault	C	17	3	5	8	0	18	4	2	6	-3	35	7	7	14	-3
Jason Arnott	C	8	4	3	7	3	3	0	0	0	0	11	4	3	7	3
Tom Poti	D	13	2	4	6	1	8	0	1	1	-5	21	2	5	7	-4
Boyd Gordon	C	30	1	5	6	1	30	2	1	3	-6	60	3	6	9	-5
Matt Bradley	R	30	1	5	6	3	31	3	2	5	-6	61	4	7	11	-3
Jeff Schultz	D	36	0	6	6	6	36	1	3	4	0	72	1	9	10	6
John Erskine	D	36	2	3	5	11	37	2	4	6	-10	73	4	7	11	1
Tyler Sloan	D	14	1	4	5	1	19	0	1	1	-7	33	1	5	6	-6
Karl Alzner	D	41	0	4	4	4	41	2	6	8	10	82	2	10	12	14
Marco Sturm	L	9	0	3	3	1	9	1	3	4	-1	18	1	6	7	0
Dennis Wideman	D	6	0	3	3	6	8	1	3	4	1	14	1	6	7	7
Jay Beagle	R	13	2	0	2	1	18	0	1	1	-3	31	2	1	3	-2
Andrew Gordon	R	5	1	1	2	2	4	0	0	0	-4	9	1	1	2	-2
Scott Hannan	D	26	1	1	2	3	29	0	3	3	0	55	1	4	5	3
Sean Collins	D	2	1	0	1	1	2	0	0	0	1	4	1	0	1	2
Brian Fahey	D	3	0	1	1	2	4	0	0	0	-3	7	0	1	1	-1
DJ King	L	6	0	0	0	-2	10	0	2	2	-1	16	0	2	2	-3
Brian Willsie	R	0	0	0	0	0	1	0	1	1	0	1	0	1	1	0
Keith Aucoin	R	1	0	0	0	0	0	0	0	0	0	1	0	0	0	0







# 2010-11 Even-Strength & Special Teams

Player	Pos	GP	EVEN STRENGTH			POWER PLAY			SHORTHANDED		
			G	A	P	G	A	P	G	A	P
Alex Ovechkin	L	79	32	53	85	7	17	24	0	0	0
Nicklas Backstrom	C	77	18	47	65	4	18	22	1	0	1
Alexander Semin	L	65	28	26	54	6	12	18	1	0	1
Brooks Laich	C	82	16	32	48	4	9	13	1	2	3
Mike Knuble	R	79	24	16	40	7	5	12	1	1	2
John Carlson	D	82	7	30	37	1	5	6	0	0	0
Marcus Johansson	C	69	13	14	27	2	1	3	1	0	1
Jason Chimera	L	81	10	16	26	2	1	3	0	0	0
Matt Hendricks	C	77	9	16	25	1	1	2	0	0	0
Mike Green	D	49	8	16	24	5	5	10	0	1	1
Eric Fehr	R	52	10	10	20	3	4	7	0	0	0
Mathieu Perreault	C	35	7	7	14	1	2	3	0	0	0
Karl Alzner	D	82	2	10	12	0	0	0	0	0	0
John Erskine	D	73	4	7	11	0	0	0	0	0	0
Matt Bradley	R	61	4	7	11	0	0	0	0	0	0
David Steckel	C	57	5	6	11	0	0	0	1	0	1
Tomas Fleischmann	L	23	4	6	10	0	1	1	0	0	0
Jeff Schultz	D	72	1	9	10	0	0	0	0	2	2
Boyd Gordon	C	60	3	6	9	0	0	0	1	0	1
Jason Arnott	C	11	4	3	7	2	1	3	0	0	0
Tom Poti	D	21	2	5	7	0	1	1	0	0	0
Dennis Wideman	D	14	1	6	7	1	2	3	0	0	0
Marco Sturm	L	18	1	6	7	0	2	2	0	0	0
Tyler Sloan	D	33	1	5	6	0	0	0	0	0	0
Scott Hannan	D	55	1	4	5	0	0	0	0	0	0
Jay Beagle	R	31	2	1	3	0	0	0	0	0	0
Andrew Gordon	R	9	1	1	2	0	0	0	0	0	0
DJ King	L	16	0	2	2	0	0	0	0	0	0
Sean Collins	D	4	1	0	1	0	0	0	0	0	0
Brian Fahey	D	7	0	1	1	0	0	0	0	0	0
Brian Willsie	R	1	0	1	1	0	0	0	0	0	0
Braden Holtby	G	14	0	1	1	0	1	1	0	0	0
Keith Aucoin	R	1	0	0	0	0	0	0	0	0	0







# 2010-11 Situational Statistics

## SCORING BY PERIOD

	1st	2nd	3rd	OT
Alex Ovechkin	6-10-16	12-20-32	11-22-33	3-1-4
Nicklas Backstrom	6-12-18	3-16-19	9-16-25	0-2-2
Alexander Semin	4-10-14	9-11-20	14-5-19	1-1-2
Brooks Laich	7-10-17	2-8-10	6-13-19	1-1-2
Mike Knuble	6-3-9	6-5-11	11-7-18	1-1-2
John Carlson	4-5-9	1-13-14	2-8-10	0-4-4
Marcus Johansson	3-3-6	5-5-10	5-4-9	0-2-2
Jason Chimera	2-5-7	3-5-8	4-6-10	1-0-1
Matt Hendricks	2-1-3	2-9-11	5-6-11	-
Mike Green	2-3-5	4-7-11	1-6-7	1-0-1
Eric Fehr	1-4-5	5-1-6	4-4-8	0-1-1
Mathieu Perreault	3-2-5	4-2-6	0-3-3	-
Karl Alzner	1-4-5	-	1-5-6	0-1-1
Matt Bradley	1-1-2	2-4-6	1-2-3	-
John Erskine	0-4-4	3-0-3	1-3-4	-
David Steckel	0-1-1	4-2-6	1-3-4	-
T. Fleischmann	0-2-2	2-3-5	1-1-2	1-0-1
Jeff Schultz	1-1-2	0-2-2	0-5-5	0-1-1
Boyd Gordon	1-1-2	2-3-5	0-2-2	-
Jason Arnott	1-0-1	1-1-2	2-2-4	-
Marco Sturm	1-2-3	0-1-1	0-3-3	-
Tom Poti	0-2-2	1-2-3	1-1-2	-
Dennis Wideman	0-3-3	1-0-1	0-2-2	0-1-1
Tyler Sloan	0-3-3	1-1-2	-	0-1-1
Scott Hannan	-	1-2-3	0-2-2	-
Jay Beagle	1-0-1	1-1-2	-	-
D.J. King	0-1-1	0-1-1	-	-
Andrew Gordon	1-0-1	0-1-1	-	-
Sean Collins	-	1-0-1	-	-
Brian Fahey	-	0-1-1	-	-
Brian Willsie	-	0-1-1	-	-
Braden Holtby	0-1-1	-	-	-

## SITUATIONAL GOALS

	For	Against
5 on 5	145	135
5 on 4	40	5
5 on 3	4	0
4 on 4	9	5
4 on 3	2	0
3 on 3	0	0
3 on 4	0	1
3 on 5	0	4
4 on 5	5	38
Empty net	12	1
Penalty shots	2	2
Goalie pulled	3	2
1st minute of game	1	1
Last minute of game	13	5
1st minute of period	6	6
Last minute of period	18	16
Within a minute of Caps goal	8	5
Within a minute of opp. goal	5	5

**Quickest back-to-back goals scored:** 0:12, 10/30 at CGY (Alex Ovechkin)  
**Quickest back-to-back goals scored, one player:** 0:12, 10/30 at CGY (Alex Ovechkin)  
**Quickest back-to-back goals allowed:** 0:15, twice: 11/19 at ATL (Nik Antropov and Evander Kane)  
**Fastest goal to start a game:** 0:37: 4/2 vs. BUF (Mike Knuble)  
**Fastest goal allowed to start a game:** 0:44, 10/30 at CGY (Olli Jokinen)  
**Fastest goal to start a period:** 0:29, 11/7 vs. PHI (Mike Green – OT)  
**Fastest goal allowed to start a period:** 0:17, 12/23 vs. PIT (Chris Kunitz – third)  
**Fastest goal after an opponent's goal:** 0:13, 3/31 vs. CBJ (Jason Arnott)

**5-on-3 PP Goals/Opp. (time):** 4/17 (12:53)  
**5-on-3 PK Kill/Opp. (time):** 8/12 (8:31)  
**4-on-4 Goals/GA (time):** 9/5 (132:43)  
**4-on-3 PP Goals/Opp. (time):** 2/8 (7:56)  
**4-on-3 PK Kill/Opp. (time):** 2/4 (4:10)



# 2010-11 Situational Statistics

Last 10 games:	7-2-1	Opponent is shut out:	8-0-0	October:	7-4-0
Last 10 at home:	8-1-1	Opponent scores one goal:	10-2-1	November:	10-2-2
Last 10 on road:	7-3-0	Opponent scores two goals:	19-4-2	December:	5-6-3
One-goal games:	26-9-11	Opponent scores three goals:	6-9-5	January:	5-3-4
Two-goal games:	8-6	Opponent scores four goals:	4-4-1	February:	6-5-1
Three-goal games:	9-4	Opponent scores five-plus goals:	1-4-2	March:	12-2-1
				April:	3-1-0
Washington scores first:	25-4-5	Washington outshoots opponent:	26-15-5	Playing on a Monday:	3-2-2
Opponent scores first:	23-19-5	Outshot by opponent:	21-7-6	Playing on a Tuesday:	7-2-5
Washington led at one point:	39-4-5	Shots are even:	1-1-0	Playing on a Wednesday:	9-3-1
Washington trailed at one point:	22-22-5	Washington has 10-19 shots on net:	1-0-0	Playing on a Thursday:	4-5-1
		Washington has 20-29 shots on net:	20-9-4	Playing on a Friday:	5-5-0
Leading after one period:	21-1-5	Washington has 30-39 shots on net:	21-11-6	Playing on a Saturday:	10-5-2
Trailing after one period:	15-11-3	Washington has 40+ shots on net:	6-3-1	Playing on a Sunday:	10-1-0
Tied after one period:	10-11-3				
Leading after two periods:	29-0-3	Opponent has 10-19 shots on net:	3-2-0	Record in first of back-to-back games:	7-6-2
Trailing after two periods:	8-18-4	Opponent has 20-29 shots on net:	24-12-6	Record in second of back-to-back games:	8-6-1
Tied after two periods:	11-5-4	Opponent has 30-39 shots on net:	19-9-4	At night:	38-22-11
		Opponent has 40+ shots on net:	2-0-1	Afternoon (before 6 p.m.):	9-1-0
Overtime:	14-11	Washington has more penalties than opponent:	24-5-6	vs. Northeast Division:	13-4-3
Shootout:	5-6	Opponent has more penalties:	13-14-1	vs. Atlantic Division:	13-3-4
		Penalties are even:	11-4-4	vs. Southeast Division:	14-7-3
Washington is shut out:	0-10-1			vs. EASTERN CONFERENCE:	40-14-10
Washington scores one goal:	1-6-2	Washington scores on the power play:	27-3-4	vs. Central Division:	5-1-0
Washington scores two goals:	7-7-5	Opponent scores on the power play:	18-12-6	vs. Pacific Division:	1-5-1
Washington scores three goals:	18-0-1	Washington fails to score on the power play:	21-17-7	vs. Northwest Division:	2-3-0
Washington scores four goals:	7-0-2	Opponent fails to score on the power play:	30-8-5	vs. WESTERN CONFERENCE:	8-9-1
Washington scores five-plus goals:	15-0-0	Caps score a PPG and do not allow a PPG:	14-0-2		

## SCORING BY MONTH

	Oct. (11 GP)	Nov. (14 GP)	Dec. (14 GP)	Jan. (12 GP)	Feb. (12 GP)	March (15 GP)	April (4 GP)
Alex Ovechkin	7-6-13	3-16-19	4-6-10	5-4-9	5-7-12	5-10-15	3-4-7
Nicklas Backstrom	4-5-9	5-12-17	2-7-9	1-9-10	3-4-7	3-4-7	0-5-5
Alexander Semin	6-5-11	12-7-19	0-5-5	-	4-2-6	5-6-11	1-1-2
Brooks Laich	3-3-6	3-8-11	2-5-7	1-2-3	4-3-7	3-7-10	0-4-4
Mike Green	1-4-5	4-4-8	2-2-4	1-4-5	0-2-2	-	-
John Carlson	1-5-6	2-3-5	1-5-6	1-3-4	0-4-4	2-8-10	0-2-2
Mike Knuble	1-3-4	2-2-4	5-3-8	3-1-4	4-1-5	6-6-12	3-0-3
Jason Chimera	2-2-4	2-4-6	1-0-1	2-4-6	1-2-3	1-4-5	1-0-1
Matt Hendricks	1-2-3	2-3-5	1-2-3	3-1-4	0-4-4	1-3-4	1-1-2
Eric Fehr	2-2-4	2-3-5	1-3-4	3-1-4	-	2-1-1	-
Marcus Johansson	1-0-1	2-2-4	0-1-1	3-3-6	3-3-6	4-5-9	-
Mathieu Perreault	0-2-2	-	5-0-5	0-1-1	2-4-6	-	-
David Steckel	1-1-2	2-1-3	1-2-3	0-1-1	1-1-2	-	-
Matt Bradley	1-0-1	1-5-6	1-1-2	-	1-0-1	-	0-1-1
Karl Alzner	-	1-2-3	1-2-3	0-1-1	0-3-3	0-2-2	-
John Erskine	0-1-1	3-2-5	0-2-2	0-1-1	0-1-1	-	1-0-1
Tomas Fleischmann	3-2-5	1-4-5	-	-	-	-	-
Jeff Schultz	0-2-2	0-3-3	-	-	0-2-2	1-0-1	0-1-1
Tom Poti	-	2-0-2	0-5-5	-	-	-	-
Boyd Gordon	0-1-1	0-2-2	1-0-1	0-1-1	0-1-1	2-0-2	0-1-1
Tyler Sloan	0-1-1	1-4-5	-	-	-	-	-
Jay Beagle	-	-	2-0-2	-	0-1-1	-	-
Andrew Gordon	-	-	1-1-2	-	-	-	-
Scott Hannan	-	-	-	0-1-1	0-1-1	1-2-3	-
Jason Arnott	-	-	-	-	-	3-3-6	1-0-1
Brian Fahey	-	0-1-1	-	-	-	-	-
D.J. King	-	-	0-1-1	-	-	0-1-1	-
Dennis Wideman	-	-	-	-	-	1-6-7	-
Marco Sturm	-	-	-	-	-	1-4-5	0-2-2
Sean Collins	-	-	-	-	-	-	1-0-1
Braden Holtby	-	-	-	-	-	0-1-1	-
Brian Willsie	-	-	-	0-1-1	-	-	-



# 2010-11 Statistics & Notes

## CAPITALS MULTIPLE GAMES

	GOALS			ASSISTS			POINTS				
	2	3	Total	2	3+	Total	2	3	4	5	Total
Alex Ovechkin	3	1	4	9	2	11	14	8	1	-	23
Nicklas Backstrom	4	-	4	10	3	13	14	2	3	-	19
Alexander Semin	-	4	4	3	-	3	7	4	-	1	12
Brooks Laich	1	-	1	4	-	4	8	1	-	-	9
John Carlson	-	-	-	4	-	4	5	1	-	-	6
Mike Knuble	2	-	2	2	-	2	3	2	-	-	5
Mike Green	-	-	-	2	-	2	4	1	-	-	5
Mathieu Perreault	2	-	2	1	-	1	5	-	-	-	5
Eric Fehr	2	-	2	-	-	-	5	-	-	-	5
Jason Chimera	-	-	-	2	-	2	5	-	-	-	5
Marcus Johansson	2	-	2	1	-	1	4	-	-	-	4
Matt Hendricks	-	-	-	1	-	1	2	-	-	-	2
Karl Alzner	-	-	-	-	1	1	-	1	-	-	1
Tomas Fleischmann	-	-	-	-	-	-	1	-	-	-	1
Tyler Sloan	-	-	-	1	-	1	1	-	-	-	1
Tom Poti	-	-	-	-	1	1	-	1	-	-	1
Andrew Gordon	-	-	-	-	-	-	1	-	-	-	1
Matt Bradley	-	-	-	-	-	-	1	-	-	-	1
Dennis Wideman	-	-	-	1	-	1	1	-	-	-	1
Marco Sturm	-	-	-	-	-	-	1	-	-	-	1
David Steckel	-	-	-	-	-	-	1	-	-	-	1

## CAPITALS' THREE STARS

(5-3-1 basis)	1st	2nd	3rd	TOTAL	Points
Alex Ovechkin	6	8	5	10	59
Alexander Semin	7	2	1	10	42
Nicklas Backstrom	4	4	2	10	34
Michal Neuvirth	4	4	4	12	33
Semyon Varlamov	4	2	5	11	31
Mike Green	3	2	2	7	23
Braden Holtby	2	4	0	6	22
Brooks Laich	1	4	3	8	20
John Carlson	2	2	0	4	16
Marcus Johansson	1	2	3	6	14
Mathieu Perreault	1	3	0	4	14
Mike Knuble	1	2	2	5	13
Eric Fehr	1	2	2	5	13
Jason Chimera	2	1	0	3	13
Matt Hendricks	2	0	0	2	10
Jason Arnott	1	1	1	3	9
John Erskine	1	0	0	1	5
Jay Beagle	0	1	0	1	3
Andrew Gordon	0	1	0	1	3
Marco Sturm	0	0	1	1	1
Tomas Fleischmann	0	0	1	1	1
David Steckel	0	0	1	1	1

## RECORD WITH A

	GOAL	POINT
Alex Ovechkin	21-4-2	41-8-4
Nicklas Backstrom	11-1-2	28-3-7
Alexanders Semin	19-0-1	24-5-5
Brooks Laich	13-1-1	29-3-6
John Carlson	5-1-0	22-5-2
Tomas Fleischmann	4-0-0	6-1-1
Mike Knuble	14-3-5	25-3-5
Mike Green	7-0-1	12-3-3
Eric Fehr	7-0-1	13-1-1
Jason Chimera	8-1-1	15-3-3
Boyd Gordon	3-0-0	8-1-0
Matt Hendricks	6-2-1	16-4-3
Mathieu Perreault	3-0-2	7-0-2
David Steckel	5-0-0	8-2-0
Jeff Schultz	1-0-0	8-1-0
Marcus Johansson	5-3-3	15-3-5
Matt Bradley	2-2-0	7-2-1
John Erskine	4-0-0	10-0-1
Tyler Sloan	1-0-0	5-0-0
Tom Poti	2-0-0	4-0-1
Karl Alzner	0-1-1	7-2-1
Andrew Gordon	1-0-0	1-0-0
Jay Beagle	2-0-0	3-0-0
Scott Hannan		1-1-1
Brian Fahey		2-0-0
Jason Arnott	4-0-0	7-0-0
D.J. King		1-1-0
Dennis Wideman	1-0-0	6-0-0
Marco Sturm	1-0-0	6-0-0
Brian Willsie		0-0-1
Braden Holtby		1-0-0
Sean Collins	1-0-1	1-0-0





# 2010-11 Highs, Lows & Streaks

## TEAM

**Most goals, game:** 7 (three times; last: 2/16 at ANA, W 7-6)  
**Most goals, period:** 6 (10/30 at CGY, W 7-2 – second)  
**Most goals allowed, game:** 7 (12/12 at NYR, L 7-0)  
**Most goals allowed, period:** 4 (12/12 at NYR, L 7-0 – second)  
**Fewest goals, game:** 0 (nine times; last: 3/25 at OTT, L 2-0)  
**Fewest goals allowed, game:** 0 (eight times; last: 3/26 at MTL, W 2-0)  
**Most shots, game:** 46 (12/4 vs. ATL, L 3-1)  
**Most shots, period:** 26 (12/18 at BOS, L 3-2 – third)  
**Most shots allowed, game:** 41 (two times, last: 3/11 vs. CAR, W 2-1)  
**Most shots allowed, period:** 20 (1/11 at FLA, OT 4-3 ot – first)  
**Fewest shots, game:** 12 (3/18 at NJ, W 3-0)  
**Fewest shots, period:** 2 (3/18 at NJ, W 3-0 – first)  
**Fewest shots allowed, game:** 17 (two times, last: 11/26 vs. TB, W 6-0)  
**Fewest shots allowed, period:** 2 (two times, last: 12/18 at BOS, L 3-2 – third)  
**Most penalties, game:** 10 (10/9 vs. NJ, W 7-2)  
**Most penalties, period:** 7 (10/9 vs. NJ, W 7-2 – third)  
**Most penalty minutes, game:** 40 (10/9 vs. NJ, W 7-2)  
**Most penalty minutes, period:** 34 (10/9 vs. NJ, W 7-2 – third)  
**Fewest penalties, game:** 1 (12/18 at BOS, L 3-2, 2/8 vs. SJ, L 2-0)  
**Fewest penalty minutes, game:** 2 (2/8 vs. SJ, L 2-0)  
**Most power-play goals, game:** 3 (two times; last: 11/20 vs. PHI, OT 5-4 so)  
**Most power-play goals, period:** 3 (11/20 vs. PHI, OT 5-4 so – third)  
**Fewest power-play opportunities, game:** 0 (two times: 3/18 at NJ 3-0 and 1/18 at PHI, OT 3-2 ot)  
**Most power-play goals allowed, game:** 3 (10/21 at BOS, L 4-1)  
**Most power-play goals allowed, period:** 2 (two times, last: 2/25 vs. NYR, L 6-0 – second)  
**Most shorthanded goals, game:** 1 (seven times; last: 3/13 vs. CHI, W 4-3, ot)  
**Most shorthanded goals allowed, game:** 1 (four times; last: 2/17 at SJ, L 3-2)  
**Largest margin of victory:** 6 (11/26 vs. TB, W 6-0)  
**Largest margin of defeat:** 7 (12/12 at NYR, L 7-0)  
**Longest winning streak:** 9 (2/26—3/16)  
**Longest home winning streak:** 6 (11/3—11/17)  
**Longest road winning streak:** 6 (2/20—3/16)  
**Longest losing streak:** 8 (12/2—12/18, 0-6-2)  
**Longest home losing streak:** 5 (12/4—12/15, 0-3-2)  
**Longest road losing streak:** 3 (12/2—12/18)  
**Largest deficit overcome in a win:** 2 goals (last: 2/26 at NYI, W 3-2)  
**Largest deficit overcome in an OT or SO loss:** 2 goals (11/20 vs. PHI, OT 5-4 so)  
**Largest lead surrendered in a loss:** 1 (10/8 vs. ATL, L 4-2)  
**Largest lead surrendered in an OT or SO loss:** 3 goals (12/6 vs. TOR, OT 5-4 so)

## INDIVIDUAL

**Most goals, game:** 3 (Alexander Semin, four times: 10/23 vs. ATL, W 4-3 OT, 11/11 vs. TB, W 6-3 and 2/16 at ANA, W 7-6; Alex Ovechkin, 1/22 at TOR)  
**Most goals, period:** 3 (Alexander Semin, 11/11 vs. TB – third)  
**Most assists, game:** 4 (Nicklas Backstrom, 11/11 vs. TB, W 6-3)  
**Most assists, period:** 3 (Nicklas Backstrom, twice: 10/30 at CGY, W 7-2 – second and 11/11 vs. TB, W 6-3 – third)  
**Most points, game:** 5 (Alexander Semin, 11/11 vs. TB – third)  
**Most points, period:** 4 (Alexander Semin, 11/11 vs. TB – third)  
**Most power-play goals, game:** 2 (Alex Ovechkin, 10/30 at CGY, W 7-2)  
**Most shorthanded goals, game:** 1 (seven times; last: Boyd Gordon, 3/13 vs. CHI, W 4-3, OT)  
**Most penalty minutes, game:** 17 (John Erskine, 2/16 at ANA, W 7-6)  
**Most saves, game:** 40 (Braden Holtby, 3/11 at CAR, W 2-1)  
**Most saves, period:** 19 (Semyon Varlamov, 11/24 at CAR, W 3-2 – second)  
**Most ice time, game:** 34:03 (Mike Green, 12/23 vs. PIT, OT 3-2 so)  
**Most shots on goal, game:** 10 (Alexander Semin, 10/19 vs. BOS, L 4-2; Alex Ovechkin, 11/24 at CAR, W 3-2, and 2/4 at TB, W 5-2)  
**Most faceoff wins, game:** 20 (David Steckel, 11/11 vs. TB, W 6-3)  
**Most faceoffs taken, game:** 30 (Nicklas Backstrom, 2/21 at PIT, W 1-0)  
**Most hits, game:** 9 (Alex Ovechkin, 10/23 vs. ATL, W 4-3 OT)  
**Most blocked shots, game:** 7 (Dennis Wideman, 3/9 vs. EDM, Jeff Schultz, 11/28 vs. CAR, W 3-2 so; Mike Green, 1/20 at NYI, W 2-1; Karl Alzner, 3/1, W 2-1 ot)  
**Longest point streak:** 9 (Alexander Semin, 10/30—11/17, 9g-8a)  
**Longest goal streak:** 4 (Alexander Semin, 10/30—11/7, 4g; Mike Green, 10/30—11/7, 4g)  
**Longest assist streak:** 6 (Alex Ovechkin, 2/26—3/9, 7a; Alex Ovechkin, 10/30—11/11, 9a)



# 2010-11 Shootouts & Penalty Shots

## SHOOTOUTS

Date	Shootout Score	Rounds	Clinching Goal	Goaltender	Site
11/3/10	Washington 2, Toronto 0	3	Alex Ovechkin	Michal Neuvirth	Washington
11/20/10	Philadelphia 1, Washington 0	3	Danny Briere	Michal Neuvirth	Washington
11/28/10	Washington 1, Carolina 0	3	Alex Ovechkin	Semyon Varlamov	Washington
12/6/10	Toronto 1, Washington 0	3	Mikhail Grabovski	Michal Neuvirth	Washington
12/23/10	Pittsburgh 2, Washington 1	7	Pascal Dupuis	Michal Neuvirth	Washington
1/24/11	N.Y. Rangers 3, Washington 2	4	Artem Anisimov	Braden Holtby	Washington
2/1/11	Montreal 1, Washington 0	3	Brian Gionta	Semyon Varlamov	Washington
3/7/11	Washington 1, Tampa Bay 0	3	Alex Ovechkin	Braden Holtby	Tampa Bay
3/22/11	Washington 3, Philadelphia 2	3	Alexander Semin	Michal Neuvirth	Philadelphia
3/29/11	Carolina 2, Washington 0	3	Jeff Skinner	Semyon Varlamov	Washington
4/5/11	Washington 1, Toronto 0	4	Mike Knuble	Michal Neuvirth	Toronto

Player	Goals/Shots	Pct.	GDG	Career	Pct.
Matt Hendricks	2/4	50.0	0	2/4	50.0
Mike Knuble	1/2	50.0	2	2/7	28.6
Alex Ovechkin	4/10	40.0	4	17/57	29.8
Alexander Semin	2/6	33.3	1	12/37	32.4
Nicklas Backstrom	2/9	22.2	1	8/23	34.8
Brooks Laich	0/1	0.0	0	3/15	20.0
Mathieu Perreault	0/2	0.0	0	0/2	0.0
Mike Green	0/1	0.0	0	0/6	0.0
Marcus Johansson	0/1	0.0	0	0/1	0.0

## Goaltenders

Michal Neuvirth	3-3 record, 21 attempts, 6 GA (Career: 3-3 record, 6 GA on 21 attempts)
Semyon Varlamov	1-2 record, 8 attempts, 3 GA (Career: 4-6 record, 12 GA on 41 attempts)
Braden Holtby	1-1 record, 7 attempts, 3 GA (Career: 1-1 record, 3 GA on 7 attempts)

## PENALTY SHOTS

### Capitals

Alex Ovechkin	at Atlanta	10/9/10	Martin Brodeur	Goal
David Steckel	at Calgary	10/30/10	Henrik Karlsson	Goal

### Opponents

Mattias Tedenby	at New Jersey	11/22/10	Braden Holtby	Goal
Evgeni Malkin	vs. Pittsburgh	12/23/10	Michal Neuvirth	No Goal
Chad LaRose	vs. Carolina	3/29/11	Semyon Varlamov	No Goal





## 2010-11 GAME-BY-GAME STATISTICS

Date	Opp.	POTI #3	ERSKINE #4	WIDEMAN #6	OVECHKIN #8	BRADLEY #10	FLEISCHMANN #14	GORDON #15
8-Oct	@ ATL	0-0 0/-1 18:49	0-0 1/-1 13:09	Florida	0-1 8/0 23:21	0-0 1/0 11:06	0-1 1/0 14:05	DND
9-Oct	Vs N.J.	0-0 0/2 19:31	0-0 0/0 17:25	Florida	2-1 (W) 5/2 19:17	0-0 2/1 9:42	1-1 2/2 15:51	0-0 1/1 14:12
11-Oct	Vs OTT	INJ	0-0 1/-2 17:50	Florida	1-0 (W) 3/0 22:38	0-0 0/0 3:23	0-0 1/0 15:15	0-1 3/1 13:24
13-Oct	Vs NYI	INJ	0-0 0/0 18:07	Florida	1-1 3/1 21:31	INJ	0-0 2/0 15:58	0-0 2/0 13:12
16-Oct	@ NSH	INJ	0-0 0/-1 21:58	Florida	0-1 3/-1 23:29	INJ	1-0 2/1 13:46	0-0 3/-1 10:30
19-Oct	Vs BOS	0-0 1/-1 20:31	0-0 0/0 16:02	Florida	0-0 5/-2 23:36	INJ	0-0 2/0 17:03	DND
21-Oct	@ BOS	0-0 1/-1 24:06	0-0 1/1 16:52	Florida	0-0 8/-1 25:53	INJ	0-0 3/1 14:52	DND
23-Oct	Vs ATL	INJ	0-0 2/0 24:44	Florida	0-0 6/0 24:17	INJ	1-0 (W) 2/1 10:02	DND
27-Oct	@ CAR	INJ	0-1 3/1 15:29	Florida	0-1 5/1 17:09	0-0 0/1 11:11	0-0 2/0 12:42	INJ
28-Oct	@ MIN	INJ	0-0 0/0 16:22	Florida	1-0 4/1 20:43	0-0 0/-1 8:46	0-0 1/0 14:34	INJ
30-Oct	@ CGY	INJ	0-0 0/0 17:40	Florida	2-1 (W) 7/1 18:33	1-0 1/0 11:08	0-0 3/0 14:33	0-0 2/0 16:28
3-Nov	Vs TOR	INJ	0-0 0/0 14:18	Florida	0-2 3/-1 23:11	0-1 0/0 9:59	1-0 3/1 16:14	0-1 1/1 15:55
5-Nov	Vs BOS	INJ	0-0 0/1 14:40	Florida	1-1 3/1 22:28	0-0 1/0 10:55	0-1 2/1 13:46	0-1 1/1 14:10
7-Nov	Vs PHI	INJ	0-1 0/0 12:33	Florida	0-1 6/0 23:02	0-0 0/-1 9:24	0-0 2/0 17:18	0-0 0/0 11:22
9-Nov	@ NYR	INJ	1-0 1/1 11:57	Florida	0-2 3/1 21:51	0-1 2/0 9:29	0-0 3/0 13:45	0-0 0/1 16:49
11-Nov	Vs T.B.	1-0 1/1 16:43	0-0 2/1 16:51	Florida	1-2 2/4 17:47	0-0 1/0 10:38	0-1 1/0 15:43	0-0 0/0 1:42
13-Nov	@ BUF	INJ	0-1 0/0 13:50	Florida	0-0 1/-1 17:38	0-0 0/0 8:51	0-0 1/0 11:37	DND
14-Nov	Vs ATL	INJ	1-0 (W) 1/2 12:29	Florida	1-1 1/0 17:52	0-1 1/2 14:02	0-0 0/0 14:22	DND
17-Nov	Vs BUF	INJ	0-0 0/1 12:06	Florida	0-0 4/1 19:04	1-1 5/2 11:17	DND	0-0 1/-1 12:08
19-Nov	@ ATL	INJ	0-0 2/-3 13:31	Florida	0-0 3/-2 22:40	0-0 2/-1 11:37	0-0 1/-1 13:53	DND
20-Nov	Vs PHI	INJ	0-0 0/0 11:05	Florida	0-1 3/-1 22:51	0-1 0/1 7:32	0-1 5/-1 15:47	0-0 0/0 13:58
22-Nov	@ N.J.	INJ	0-0 1/-1 16:57	Florida	0-0 5/0 23:06	0-0 2/0 12:20	0-0 1/-2 14:29	0-0 1/-1 12:40
24-Nov	@ CAR	0-0 2/1 24:30	0-0 0/0 10:47	Florida	0-3 10/2 21:55	0-0 1/0 8:23	0-1 1/0 11:00	0-0 1/-1 15:10
26-Nov	Vs T.B.	1-0 3/2 24:40	1-0 1/1 13:13	Florida	0-2 1/1 18:58	0-0 1/1 12:58	DND	0-0 1/0 13:01
28-Nov	Vs CAR	0-0 0/-1 17:51	0-0 0/0 13:25	Florida	0-1 7/1 21:27	0-0 0/0 10:36	0-0 3/0 13:10	DND
1-Dec	@ STL	0-1 0/1 11:00	0-1 1/2 15:16	Florida	0-1 3/2 18:52	0-0 3/0 9:53	DND	1-0 (W) 1/0 13:56
2-Dec	@ DAL	INJ	0-0 0/0 11:23	Florida	0-0 5/0 22:27	0-0 0/-1 6:30	DND	0-0 1/0 12:45
4-Dec	Vs ATL	INJ	DND	Florida	1-0 6/0 25:38	0-0 1/0 10:39	Traded to COL	0-0 0/-1 11:08
6-Dec	Vs TOR	0-3 0/1 21:21	DND	Florida	1-0 5/-1 20:21	0-0 3/0 15:05	Colorado	0-0 2/0 16:14
9-Dec	Vs FLA	0-0 1/-1 21:16	0-0 2/0 14:55	Florida	0-0 5/-1 22:33	DND	Colorado	0-0 2/0 11:21
11-Dec	Vs COL	0-0 2/-2 22:53	0-0 1/1 14:31	Florida	0-1 3/1 23:51	0-0 1/-2 6:40	Colorado	0-0 3/0 11:51
12-Dec	@ NYR	0-0 1/-2 21:21	0-0 3/-1 16:00	Florida	0-0 4/-1 16:00	DND	Colorado	0-0 2/-1 12:46
15-Dec	Vs ANA	0-0 1/0 15:16	0-0 0/0 14:53	Florida	0-0 6/-1 25:14	0-0 0/1 17:39	Colorado	INJ
18-Dec	@ BOS	0-0 1/0 19:52	0-0 1/-1 18:18	Florida	0-1 7/-1 23:54	1-0 1/0 8:26	Colorado	INJ
19-Dec	@ OTT	0-0 4/-1 19:01	0-0 1/-1 12:13	Florida	0-1 2/1 20:47	0-0 1/-1 10:19	Colorado	INJ
21-Dec	Vs N.J.	0-1 0/1 18:50	0-1 0/2 19:36	Florida	0-1 1/1 21:19	0-1 0/1 6:44	Colorado	INJ
23-Dec	Vs PIT	0-0 0/0 3:34	0-0 2/0 12:13	Florida	0-0 5/0 23:13	DND	Colorado	INJ
26-Dec	@ CAR	INJ	0-0 1/-1 11:56	Florida	1-1 (W) 8/2 22:01	INJ	Colorado	INJ
28-Dec	Vs MTL	INJ	0-0 1/1 13:51	Florida	1-0 5/1 22:08	INJ	Colorado	INJ
1-Jan	@ PIT	INJ	0-1 0/0 12:31	Florida	0-0 6/-1 18:26	INJ	Colorado	INJ
4-Jan	Vs T.B.	0-0 2/-1 20:53	DND	Florida	0-0 8/0 21:56	INJ	Colorado	INJ
8-Jan	Vs FLA	0-0 0/0 17:59	DND	Florida	1-1 (W) 6/0 20:33	INJ	Colorado	INJ
11-Jan	@ FLA	INJ	0-0 0/-1 13:27	Florida	0-1 6/1 23:21	INJ	Colorado	INJ
12-Jan	@ T.B.	0-0 0/-2 5:38	DND	Florida	0-0 2/-2 18:38	INJ	Colorado	0-0 0/-1 10:01
14-Jan	Vs VAN	INJ	0-0 1/0 15:58	Florida	0-0 3/-1 25:01	INJ	Colorado	0-1 3/1 13:48
16-Jan	Vs OTT	INJ	0-0 2/0 15:21	Florida	0-0 3/1 22:10	INJ	Colorado	0-0 0/1 11:13
18-Jan	@ PHI	INJ	0-0 0/-1 14:41	Florida	1-0 3/0 20:30	INJ	Colorado	0-0 1/-1 13:04
20-Jan	@ NYI	INJ	0-0 1/0 15:12	Florida	0-2 1/2 19:55	INJ	Colorado	0-0 2/0 14:46
22-Jan	@ TOR	INJ	0-0 3/-1 16:50	Florida	3-0 (W) 8/3 20:52	INJ	Colorado	0-0 0/2 12:54
24-Jan	Vs NYR	INJ	0-0 0/1 14:27	Florida	0-0 6/0 24:08	INJ	Colorado	0-0 0/-1 11:17
26-Jan	@ ATL	INJ	0-0 1/0 14:23	Florida	0-0 8/0 23:38	0-0 1/0 10:59	Colorado	0-0 0/0 11:45
1-Feb	Vs MTL	INJ	0-0 0/0 17:01	Florida	0-0 3/0 22:30	0-0 0/0 9:54	Colorado	0-0 3/0 13:11
4-Feb	@ T.B.	INJ	0-0 1/-1 13:45	Florida	1-3 (W) 10/3 22:22	0-0 0/-1 9:50	Colorado	0-0 2/-1 12:13
6-Feb	Vs PIT	INJ	0-1 2/1 18:00	Florida	0-0 3/0 21:21	0-0 0/0 12:36	Colorado	0-0 2/0 12:57
8-Feb	Vs S.J.	INJ	0-0 1/0 16:01	Florida	0-0 3/-2 21:41	0-0 1/0 11:06	Colorado	0-0 2/0 10:58
12-Feb	Vs L.A.	INJ	0-0 0/0 15:47	Florida	1-0 2/0 24:35	0-0 0/0 9:03	Colorado	DND
14-Feb	@ PHX	INJ	0-0 0/0 12:50	Florida	0-0 6/0 25:52	1-0 1/0 10:33	Colorado	0-0 3/0 10:22
16-Feb	@ ANA	INJ	0-0 0/-1 8:27	Florida	1-1 3/-1 22:58	0-0 0/-1 8:33	Colorado	0-1 3/0 13:01
17-Feb	@ S.J.	INJ	0-0 1/0 15:21	Florida	1-1 7/0 20:13	0-0 2/-1 11:10	Colorado	0-0 1/0 10:37
20-Feb	@ BUF	INJ	0-0 1/0 14:04	Florida	0-1 6/0 24:11	0-0 1/0 11:38	Colorado	0-0 3/0 12:43
21-Feb	@ PIT	INJ	0-0 1/0 12:12	Florida	1-0 (W) 8/0 20:36	0-0 2/0 11:24	Colorado	0-0 0/0 13:04
25-Feb	Vs NYR	INJ	0-0 1/-1 17:32	Florida	0-0 8/-1 22:44	0-0 1/0 10:44	Colorado	0-0 0/-2 10:03
26-Feb	@ NYI	INJ	0-0 0/0 15:56	Florida	0-1 2/-1 17:02	0-0 3/0 12:19	Colorado	0-0 1/0 15:35
1-Mar	Vs NYI	INJ	0-0 1/0 16:15	0-0 3/2 26:44	1-1 (W) 8/2 17:52	0-0 0/-1 9:06	Colorado	0-0 2/0 12:41
3-Mar	Vs STL	INJ	0-0 0/-1 14:59	0-0 0/0 22:20	0-2 1/1 18:47	0-0 3/0 10:14	Colorado	0-0 0/0 15:27
6-Mar	@ FLA	INJ	0-0 0/-1 16:40	0-0 2/1 22:37	0-1 4/0 16:53	0-0 0/1 9:39	Colorado	1-0 1/1 13:39
7-Mar	@ T.B.	INJ	0-0 1/0 14:12	0-1 3/1 28:02	0-1 4/1 24:39	0-0 0/0 8:34	Colorado	0-0 1/0 13:32
9-Mar	Vs EDM	INJ	0-0 1/1 18:18	0-1 3/1 23:34	2-1 (W) 5/1 18:39	0-0 3/0 10:47	Colorado	0-0 1/0 11:20
11-Mar	Vs CAR	INJ	0-0 1/0 14:46	0-0 0/2 22:13	1-0 1/1 16:07	0-0 2/0 10:19	Colorado	0-0 2/1 14:31
13-Mar	Vs CHI	INJ	0-0 0/2 15:32	0-2 2/0 27:27	0-0 6/-1 20:24	0-0 1/-1 10:31	Colorado	1-0 3/-1 12:54
15-Mar	@ MTL	INJ	INJ	0-1 3/-2 25:53	0-1 1/1 21:44	0-0 2/0 11:02	Colorado	0-0 3/0 14:45
16-Mar	@ DET	INJ	INJ	0-0 1/1 27:54	1-0 7/1 26:01	0-0 0/-1 14:25	Colorado	0-0 1/-1 12:48
18-Mar	@ N.J.	INJ	DND	0-1 0/1 23:23	0-2 0/3 15:24	0-0 0/0 10:01	Colorado	0-0 0/0 15:35
22-Mar	@ PHI	INJ	0-0 0/0 14:20	1-0 3/-1 24:20	INJ	0-0 0/0 11:48	Colorado	0-0 1/-1 16:08
25-Mar	@ OTT	INJ	0-0 1/-1 14:40	0-0 1/0 24:25	INJ	0-0 1/0 11:19	Colorado	0-0 0/-1 14:45
26-Mar	@ MTL	INJ	0-0 1/1 14:26	0-0 3/0 25:31	INJ	0-0 0/0 11:07	Colorado	0-0 3/0 14:37
29-Mar	Vs CAR	INJ	0-0 1/0 13:24	0-0 1/1 12:42	0-0 5/0 19:20	0-0 0/0 10:03	Colorado	0-0 2/0 13:59
31-Mar	Vs CBJ	INJ	0-0 2/0 5:53	INJ	0-1 5/1 20:51	0-0 0/-1 9:29	Colorado	0-0 0/-1 11:30
2-Apr	Vs BUF	INJ	DND	INJ	1-2 (W) 7/-1 20:06	0-0 1/0 10:59	Colorado	0-0 1/0 14:01
5-Apr	@ TOR	INJ	1-0 2/1 11:31	INJ	1-0 7/0 23:36	0-1 0/1 12:11	Colorado	0-0 2/1 14:02
6-Apr	Vs FLA	INJ	0-0 0/0 13:26	INJ	1-2 5/2 18:39	0-0 2/0 12:28	Colorado	0-1 0/1 16:15
9-Apr	@ FLA	INJ	0-0 2/0 15:57	INJ	0-0 6/0 21:05	0-0 1/-1 10:35	Colorado	0-0 0/-1 12:07

Goals-Assists-Shots/Rating/PIM Time on Ice

DND-Did Not Dress

Goalies: Goals Allowed/Shots, Decision, Minutes Played





## 2010-11 GAME-BY-GAME STATISTICS

Date	Opp.	FEHR #16	KING #17	STURM #18	BACKSTROM #19	AUCOIN #20	LAICH #21	KNUBLE #22
8-Oct	@ ATL	0-0 0/0 12:32	DND	Boston	0-0 2/0 20:32	MIN	1-0 3/0 14:27	1-0 3/0 19:42
9-Oct	Vs N.J.	1-0 3/-1 12:44	DND	Boston	0-0 2/1 20:39	MIN	1-0 3/2 15:17	0-1 1/1 16:00
11-Oct	Vs OTT	1-1 4/1 13:26	DND	Boston	0-0 2/0 22:53	MIN	0-1 1/1 18:47	0-0 3/-1 19:56
13-Oct	Vs NYI	0-0 0/-1 13:06	0-0 0/0 4:43	Boston	1-1 (W) 1/1 19:21	MIN	0-0 1/0 18:37	0-0 1/1 16:32
16-Oct	@ NSH	0-0 3/0 11:40	DND	Boston	0-2 4/-1 21:50	MIN	1-1 (W) 4/1 19:21	0-0 3/-1 19:06
19-Oct	Vs BOS	0-0 0/-1 14:36	0-0 0/0 4:05	Boston	0-0 1/-2 21:56	MIN	0-0 4/0 21:14	0-0 3/-2 17:55
21-Oct	@ BOS	0-0 3/1 13:48	0-0 2/0 6:17	Boston	0-0 4/-1 22:35	MIN	0-0 4/0 20:03	0-0 5/-1 20:16
23-Oct	Vs ATL	0-1 3/1 11:16	DND	Boston	0-0 3/-1 23:17	MIN	0-0 6/2 17:12	0-0 4/0 19:55
27-Oct	@ CAR	0-0 1/0 11:18	DND	Boston	2-0 4/2 18:24	MIN	0-0 4/0 16:22	0-2 3/2 15:52
28-Oct	@ MIN	0-0 0/1 11:36	DND	Boston	0-0 2/1 19:49	MIN	0-0 0/1 20:21	0-0 5/0 19:15
30-Oct	@ CGY	DND	0-0 0/0 9:02	Boston	1-3 1/1 16:20	MIN	0-1 2/0 20:19	0-0 1/0 16:03
3-Nov	Vs TOR	0-0 5/1 13:59	0-0 0/-2 5:17	Boston	0-0 2/1 22:41	MIN	0-2 0/1 19:48	0-0 4/-1 17:04
5-Nov	Vs BOS	0-1 1/1 14:21	DND	Boston	0-2 2/2 19:46	MIN	0-0 5/2 15:51	0-0 2/2 13:07
7-Nov	Vs PHI	1-0 3/0 13:44	DND	Boston	0-2 0/0 22:55	MIN	0-0 2/0 11:24	0-1 4/0 16:56
9-Nov	@ NYR	0-0 0/0 12:14	0-0 1/-1 3:56	Boston	0-0 1/1 19:50	MIN	2-1 3/3 17:12	1-0 4/1 19:06
11-Nov	Vs T.B.	0-0 1/-1 12:19	DND	Boston	0-4 1/3 20:58	MIN	0-1 2/0 16:03	1-0 1/1 16:17
13-Nov	@ BUF	0-0 5/0 14:30	DND	Boston	1-0 4/1 18:57	MIN	0-0 2/0 17:57	0-0 0/0 16:19
14-Nov	Vs ATL	0-1 4/0 13:20	DND	Boston	0-1 2/0 16:14	MIN	0-0 1/-1 16:12	0-1 3/0 14:45
17-Nov	Vs BUF	0-0 2/-1 10:55	DND	Boston	1-0 1/0 16:39	MIN	0-1 2/1 17:12	0-0 0/0 16:51
19-Nov	@ ATL	0-0 1/-1 13:25	DND	Boston	0-0 1/0 19:18	MIN	0-0 2/-1 17:43	0-0 0/0 10:00
20-Nov	Vs PHI	1-0 6/-2 14:04	DND	Boston	1-0 2/0 20:18	MIN	0-2 4/-2 23:18	INJ
22-Nov	@ N.J.	0-0 2/-2 15:31	DND	Boston	0-0 1/0 17:22	MIN	0-0 2/-2 15:03	INJ
24-Nov	@ CAR	0-0 2/-1 9:55	DND	Boston	2-0 5/2 20:59	MIN	1-0 (W) 5/0 21:50	INJ
26-Nov	Vs T.B.	0-0 0/0 12:23	DND	Boston	0-2 2/1 18:36	MIN	0-1 3/1 17:45	0-0 0/2 12:55
28-Nov	Vs CAR	0-1 3/1 10:28	DND	Boston	0-1 0/-1 21:46	MIN	0-0 5/-1 20:47	0-0 2/0 14:43
1-Dec	@ STL	0-0 2/0 10:48	0-1 0/1 7:44	Boston	2-1 6/2 19:14	MIN	1-0 2/0 16:25	0-1 2/2 18:03
2-Dec	@ DAL	0-1 4/0 12:22	DND	Boston	0-0 3/0 18:53	MIN	0-0 1/0 20:37	1-0 5/0 17:23
4-Dec	Vs ATL	0-0 5/-1 12:34	DND	Boston	0-0 3/0 22:39	MIN	0-0 5/0 20:40	0-0 3/-1 18:57
6-Dec	Vs TOR	DND	0-0 0/0 6:06	Boston	0-2 5/-2 22:10	MIN	0-1 1/1 17:34	1-0 3/-1 18:29
9-Dec	Vs FLA	0-0 6/0 11:43	DND	Boston	0-0 2/-1 21:29	MIN	0-0 1/0 19:38	0-0 1/0 17:23
11-Dec	Vs COL	0-0 1/0 13:44	DND	Traded to Los Angeles	0-1 5/1 25:05	MIN	0-0 1/0 20:06	1-1 4/1 23:19
12-Dec	@ NYR	0-0 4/0 13:46	INJ	Los Angeles	0-0 0/-3 16:53	MIN	0-0 1/-1 17:51	0-0 1/-1 15:19
15-Dec	Vs ANA	0-0 1/0 12:52	INJ	Los Angeles	0-1 2/0 24:42	MIN	1-0 7/1 22:20	0-0 2/0 22:48
18-Dec	@ BOS	0-0 2/1 14:11	INJ	Los Angeles	0-0 6/0 23:54	MIN	0-0 2/0 19:27	0-0 4/-1 21:50
19-Dec	@ OTT	1-1 7/1 16:56	INJ	Los Angeles	0-0 4/1 24:36	MIN	0-1 2/1 19:33	0-1 5/1 17:55
21-Dec	Vs N.J.	DND	INJ	Los Angeles	0-0 3/1 21:40	MIN	0-1 2/1 17:02	1-0 4/1 15:45
23-Dec	Vs PIT	0-0 4/-1 9:49	INJ	Los Angeles	0-1 2/-1 25:11	MIN	0-1 2/0 23:42	1-0 3/-1 18:15
26-Dec	@ CAR	DND	INJ	Los Angeles	0-0 2/0 22:19	MIN	0-1 1/1 16:23	0-0 1/1 21:02
28-Dec	Vs MTL	0-1 6/2 13:50	INJ	Los Angeles	0-1 1/2 22:16	0-0 0/0 11:47	0-0 1/0 15:06	0-0 1/1 20:56
1-Jan	@ PIT	2-0 (W) 3/2 9:55	INJ	Los Angeles	0-1 3/-1 20:46	MIN	0-0 2/0 13:50	1-0 3/0 19:41
4-Jan	Vs T.B.	0-0 2/0 12:55	INJ	Los Angeles	0-0 3/-1 20:00	MIN	0-0 3/-1 17:50	0-0 2/0 20:19
8-Jan	Vs FLA	1-1 2/1 13:29	INJ	Los Angeles	0-1 2/1 18:48	MIN	0-0 1/-1 15:59	0-1 1/0 16:28
11-Jan	@ FLA	0-0 1/0 14:35	INJ	Los Angeles	0-1 4/1 24:15	MIN	0-1 1/1 20:12	1-0 3/2 21:57
12-Jan	@ T.B.	0-0 0/0 14:23	INJ	Los Angeles	0-0 3/0 19:28	MIN	0-0 0/-1 16:26	0-0 1/-1 18:04
14-Jan	Vs VAN	0-0 0/0 13:59	INJ	Los Angeles	0-1 5/0 22:08	MIN	0-1 2/0 16:52	0-0 2/-1 19:06
16-Jan	Vs OTT	DND	INJ	Los Angeles	0-1 0/0 19:42	MIN	1-0 3/0 18:34	0-0 3/-1 18:01
18-Jan	@ PHI	DND	0-0 0/0 4:24	Los Angeles	0-1 3/1 21:15	MIN	0-0 1/-1 19:02	1-0 2/1 17:01
20-Jan	@ NYI	DND	0-0 0/0 3:25	Los Angeles	1-1 (W) 2/2 20:17	MIN	0-0 2/-1 20:36	0-0 1/-1 18:01
22-Jan	@ TOR	DND	0-0 1/-1 5:10	Los Angeles	0-2 1/3 19:32	MIN	0-0 2/0 19:48	0-0 3/-1 19:08
24-Jan	Vs NYR	DND	0-0 0/0 6:01	Los Angeles	0-0 2/0 23:55	MIN	0-0 1/-1 19:13	0-0 1/-1 16:57
26-Jan	@ ATL	INJ	DND	Los Angeles	0-0 4/0 22:31	MIN	0-0 7/0 17:14	0-0 4/-1 15:17
1-Feb	Vs MTL	INJ	DND	Los Angeles	0-0 3/0 23:27	MIN	0-0 3/0 19:37	1-0 6/0 20:56
4-Feb	@ T.B.	INJ	DND	Los Angeles	2-2 5/3 21:17	MIN	1-0 3/1 16:35	0-0 1/0 15:13
6-Feb	Vs PIT	INJ	DND	Los Angeles	0-0 1/0 21:03	MIN	1-0 (W) 4/1 17:51	1-0 4/1 18:36
8-Feb	Vs S.J.	INJ	DND	Los Angeles	0-0 2/-2 20:01	MIN	0-0 2/0 18:03	0-0 2/0 15:45
12-Feb	Vs L.A.	INJ	0-0 1/0 7:22	Los Angeles	0-0 1/0 21:14	MIN	0-0 2/-2 15:35	0-0 4/0 16:54
14-Feb	@ PHX	INJ	DND	Los Angeles	0-0 2/0 19:59	MIN	0-1 2/1 21:30	0-0 3/0 17:29
16-Feb	@ ANA	INJ	DND	Los Angeles	0-2 3/0 22:46	MIN	1-1 3/2 17:52	1-0 3/-1 20:49
17-Feb	@ S.J.	INJ	DND	Los Angeles	1-0 3/0 19:14	MIN	0-0 1/-1 18:11	0-0 4/1 18:26
20-Feb	@ BUF	INJ	DND	Los Angeles	0-0 3/0 20:59	MIN	0-0 4/0 19:12	0-0 2/0 17:36
21-Feb	@ PIT	INJ	0-0 0/0 4:25	Los Angeles	0-0 2/0 21:03	MIN	0-0 2/0 20:25	0-1 2/0 16:55
25-Feb	Vs NYR	INJ	DND	Los Angeles	0-0 5/0 19:16	MIN	0-0 2/-2 18:00	0-0 2/-1 19:00
26-Feb	@ NYI	INJ	DND	Claimed off waivers	0-0 3/1 16:38	MIN	1-1 2/2 17:45	1-0 1/0 16:21
1-Mar	Vs NYI	INJ	DND	0-0 2/0 12:46	0-0 3/1 17:23	MIN	1-0 5/1 21:01	0-0 4/1 14:33
3-Mar	Vs STL	INJ	DND	0-0 3/-1 11:41	1-0 4/1 17:22	MIN	0-1 0/1 19:26	0-1 1/0 17:27
6-Mar	@ FLA	INJ	DND	0-0 1/0 14:18	1-0 6/0 17:51	MIN	0-0 0/0 18:29	0-1 5/0 17:36
7-Mar	@ T.B.	INJ	DND	0-0 1/0 13:06	0-0 3/0 11:41	MIN	0-0 5/0 20:15	0-0 3/0 18:52
9-Mar	Vs EDM	2-0 2/1 13:16	DND	0-1 3/1 13:46	INJ	MIN	0-1 1/1 16:44	0-0 3/1 18:18
11-Mar	Vs CAR	0-0 2/-1 11:11	DND	0-0 2/0 12:53	INJ	MIN	0-0 2/-1 17:47	0-1 1/1 16:51
13-Mar	Vs CHI	0-1 5/0 10:49	DND	0-0 0/0 15:03	INJ	MIN	1-1 3/2 18:08	1-0 (W) 3/1 16:52
15-Mar	@ MTL	0-0 1/0 5:16	DND	0-1 1/-1 13:57	INJ	MIN	1-0 6/0 21:32	1-0 3/0 18:04
16-Mar	@ DET	INJ	0-1 0/1 7:47	0-0 4/0 14:24	INJ	MIN	0-0 2/1 19:41	0-0 5/0 19:23
18-Mar	@ N.J.	DND	DND	0-0 0/0 14:56	0-0 1/0 17:11	MIN	0-0 0/0 14:55	2-1 4/3 15:48
22-Mar	@ PHI	0-0 1/-1 9:26	DND	0-0 0/-1 14:31	1-1 4/-1 23:17	MIN	0-1 2/-1 21:57	1-2 1/2 17:39
25-Mar	@ OTT	DND	0-0 1/-1 5:13	0-0 4/0 11:44	0-0 2/0 20:39	MIN	0-0 7/0 23:30	0-0 0/-1 18:14
26-Mar	@ MTL	0-0 1/0 12:57	DND	1-1 (W) 3/2 16:41	0-2 7/2 21:25	MIN	0-0 1/0 18:36	0-0 1/0 16:15
29-Mar	Vs CAR	0-0 1/0 12:18	DND	0-0 0/1 13:46	0-0 3/0 21:44	MIN	0-1 5/0 18:57	0-0 6/-1 20:29
31-Mar	Vs CBJ	DND	DND	0-1 1/0 16:04	0-1 2/1 21:42	MIN	0-2 2/1 13:41	1-0 2/1 17:08
2-Apr	Vs BUF	0-0 1/0 12:12	DND	0-1 5/1 15:16	0-3 4/2 17:58	MIN	0-1 2/0 20:04	2-0 2/-2 18:59
5-Apr	@ TOR	0-0 2/0 13:40	DND	0-1 0/-1 14:12	0-0 1/-1 22:27	MIN	0-1 3/0 19:54	0-0 4/0 22:10
6-Apr	Vs FLA	0-0 1/0 11:50	DND	0-0 0/-1 13:13	0-2 2/2 21:00	MIN	0-2 3/0 17:09	1-0 1/2 17:03
9-Apr	@ FLA	0-0 1/0 12:43	DND	DND	0-0 1/0 19:50	MIN	0-0 4/0 16:06	0-0 3/0 21:00

Goals-Assists-Shots/Rating/PIM Time on Ice

DND-Did Not Dress

Goalies: Goals Allowed/Shots, Decision, Minutes Played



## 2010-11 GAME-BY-GAME STATISTICS

Date	Opp.	HANNAN #23	WILLSIE #24	CHIMERA #25	HENDRICKS #26	ALZNER #27	SEMIN #28	STECKEL #39
8-Oct	@ ATL	Colorado	MIN	0-0 1/0 13:22	0-0 1/1 10:47	0-0 0/1 14:09	0-1 1/1 16:21	0-0 2/1 11:54
9-Oct	Vs N.J.	Colorado	MIN	1-0 1/1 12:08	0-0 0/1 10:30	0-0 2/0 14:02	0-2 1/1 16:48	DND
11-Oct	Vs OTT	Colorado	MIN	0-0 1/1 13:30	0-1 1/1 12:37	0-0 1/1 17:07	1-0 2/1 19:50	DND
13-Oct	Vs NYI	Colorado	MIN	0-0 3/1 14:41	0-0 1/1 10:42	0-0 1/0 15:39	0-0 3/0 18:17	0-0 2/0 12:11
16-Oct	@ NSH	Colorado	MIN	0-0 2/0 11:15	0-0 1/1 8:03	0-0 1/1 22:57	1-0 3/1 19:14	0-0 2/1 10:30
19-Oct	Vs BOS	Colorado	MIN	0-1 5/0 13:25	0-1 0/1 8:11	0-0 0/1 15:16	0-0 10/0 22:28	0-0 1/1 9:31
21-Oct	@ BOS	Colorado	MIN	1-0 2/1 14:01	0-0 1/0 9:01	0-0 1/0 13:02	0-0 1/0 18:31	0-0 1/0 7:33
23-Oct	Vs ATL	Colorado	MIN	0-0 2/1 15:15	0-0 0/0 9:17	0-0 0/0 19:22	3-0 7/2 17:36	0-0 0/0 9:00
27-Oct	@ CAR	Colorado	MIN	0-0 2/0 13:24	1-0 (W) 3/1 16:24	0-0 0/0 17:33	0-0 1/0 16:59	0-1 2/1 12:21
28-Oct	@ MIN	Colorado	MIN	0-0 2/0 11:00	0-0 1/0 11:56	0-0 0/0 17:52	0-0 1/0 20:32	0-0 0/1 10:23
30-Oct	@ CGY	Colorado	MIN	0-1 2/0 12:38	0-0 1/0 9:07	0-0 0/0 17:49	1-2 1/1 16:26	1-0 2/1 12:41
3-Nov	Vs TOR	Colorado	MIN	1-0 2/1 15:02	DND	0-0 1/0 22:29	1-1 4/1 19:19	0-0 0/2 10:35
5-Nov	Vs BOS	Colorado	MIN	0-0 4/1 13:08	0-0 2/0 9:26	0-0 1/0 19:28	1-0 6/1 21:08	0-0 2/1 11:34
7-Nov	Vs PHI	Colorado	MIN	0-0 3/0 12:50	0-0 0/1 12:25	0-0 2/1 18:50	1-0 7/0 21:56	0-0 1/1 11:14
9-Nov	@ NYR	Colorado	MIN	0-0 1/0 16:29	1-1 (W) 1/1 9:54	0-1 1/1 20:12	0-1 1/0 17:30	DND
11-Nov	Vs T.B.	Colorado	MIN	0-0 2/1 13:32	0-0 0/0 15:11	0-0 2/2 19:20	3-2 (W) 6/3 16:12	0-0 0/0 17:05
13-Nov	@ BUF	Colorado	MIN	0-1 2/1 15:36	0-0 1/0 14:00	1-0 1/1 22:45	0-1 3/1 17:48	0-0 0/0 12:28
14-Nov	Vs ATL	Colorado	MIN	0-0 2/1 14:28	1-0 2/3 14:48	0-0 0/1 19:53	1-1 3/0 16:54	1-1 1/3 15:39
17-Nov	Vs BUF	Colorado	MIN	0-2 1/2 12:40	0-0 1/1 11:40	0-1 0/2 21:59	1-1 4/1 18:30	1-0 (W) 2/2 13:48
19-Nov	@ ATL	Colorado	MIN	0-0 1/1 13:25	0-0 1/2 11:22	0-0 1/0 19:48	0-0 2/1 19:18	0-0 1/1 12:41
20-Nov	Vs PHI	Colorado	MIN	1-1 1/0 15:10	0-1 3/1 11:29	0-0 2/1 21:14	0-1 2/1 19:15	0-0 0/0 10:26
22-Nov	@ N.J.	Colorado	MIN	0-0 1/0 13:55	0-0 1/1 11:41	0-0 0/2 22:41	0-0 5/0 19:09	0-0 1/1 12:16
24-Nov	@ CAR	Colorado	MIN	0-0 2/0 13:23	0-0 3/0 11:44	0-0 0/0 19:37	0-0 4/0 18:58	0-0 0/0 12:02
26-Nov	Vs T.B.	Colorado	MIN	0-0 1/0 12:35	0-1 1/1 15:32	0-0 0/1 17:28	3-0 7/2 15:27	0-0 2/1 13:44
28-Nov	Vs CAR	Colorado	MIN	0-0 0/0 14:00	0-0 5/0 11:07	0-0 1/0 23:08	1-0 5/0 22:05	0-0 3/1 12:11
1-Dec	@ STL	DND	MIN	0-0 1/1 14:36	0-0 2/0 13:26	0-0 1/1 21:14	0-1 0/0 17:40	DND
2-Dec	@ DAL	0-0 0/0 19:02	MIN	0-0 3/1 12:32	0-0 1/0 12:05	0-0 3/1 16:32	0-0 4/0 19:40	0-0 0/0 10:39
4-Dec	Vs ATL	0-0 0/1 14:33	MIN	0-0 6/1 12:57	0-0 1/0 11:04	0-0 3/1 19:14	0-1 3/1 20:43	0-0 1/0 6:51
6-Dec	Vs TOR	0-0 0/0 23:15	MIN	0-0 4/0 16:44	0-0 1/0 10:47	0-0 2/1 23:22	0-1 4/1 17:28	DND
9-Dec	Vs FLA	0-0 1/1 15:11	MIN	0-0 2/1 13:22	0-0 1/2 9:14	0-0 1/1 10:23	0-0 2/0 20:39	0-0 2/0 9:41
11-Dec	Vs COL	0-0 1/2 18:31	MIN	0-0 4/2 11:42	1-0 5/0 14:18	0-1 3/0 18:34	0-0 3/0 8:29	0-0 1/2 6:49
12-Dec	@ NYR	0-0 0/3 19:48	MIN	0-0 2/1 14:39	0-0 2/1 10:52	0-0 3/2 21:06	0-0 1/3 17:40	DND
15-Dec	Vs ANA	0-0 0/1 19:05	MIN	0-0 4/0 12:06	0-0 1/0 7:30	0-0 2/1 23:37	INJ	0-0 4/0 18:16
18-Dec	@ BOS	0-0 1/1 18:21	MIN	0-0 1/0 13:29	0-1 3/0 9:43	1-0 2/1 17:09	INJ	0-1 1/0 10:01
19-Dec	@ OTT	0-0 0/0 19:27	MIN	0-0 1/1 11:29	0-0 0/1 7:33	0-0 0/1 17:30	INJ	0-0 0/1 8:43
21-Dec	Vs N.J.	0-0 0/0 15:55	MIN	1-0 3/2 12:41	DND	0-0 0/3 16:47	0-0 2/1 19:05	0-1 2/2 13:22
23-Dec	Vs PIT	0-0 1/0 27:09	MIN	0-0 0/0 11:18	DND	0-0 1/0 20:43	0-1 3/0 19:55	0-0 0/0 13:28
26-Dec	@ CAR	0-0 0/1 23:37	MIN	0-0 2/1 12:52	0-0 0/1 10:21	0-0 0/1 21:03	0-1 4/1 16:47	1-0 1/0 15:33
28-Dec	Vs MTL	0-0 0/1 15:19	MIN	0-0 3/2 11:28	0-1 0/0 12:50	0-1 1/1 18:13	0-0 2/0 15:26	0-0 1/0 13:00
1-Jan	@ PIT	0-0 2/1 18:44	MIN	0-2 2/2 11:32	0-0 0/0 14:37	0-0 0/0 24:25	0-0 1/1 12:54	0-0 3/0 14:34
4-Jan	Vs T.B.	0-0 0/0 16:05	MIN	0-0 2/0 11:28	0-0 0/0 11:30	0-0 2/0 20:02	0-0 6/0 17:53	0-0 0/0 12:50
8-Jan	Vs FLA	0-0 1/0 20:49	MIN	0-0 3/1 14:18	0-0 1/0 12:29	0-0 1/1 17:36	0-0 2/0 11:08	0-0 0/0 12:44
11-Jan	@ FLA	0-0 1/1 19:19	0-1 0/0 6:15	0-0 2/1 14:10	0-1 1/1 14:56	0-0 1/2 18:56	INJ	0-0 0/0 11:19
12-Jan	@ T.B.	0-0 3/0 19:31	MIN	0-0 0/0 14:42	0-0 2/1 9:09	0-0 0/0 24:35	INJ	0-0 0/1 9:03
14-Jan	Vs VAN	0-0 0/0 19:39	MIN	0-0 2/2 7:24	1-0 4/1 14:48	0-0 0/2 16:31	INJ	0-0 1/1 13:44
16-Jan	Vs OTT	0-0 1/0 17:32	MIN	1-0 3/1 14:27	0-0 0/0 10:35	0-1 0/2 19:50	INJ	0-1 1/1 9:57
18-Jan	@ PHI	0-0 1/0 18:08	MIN	0-1 6/0 19:52	0-0 3/0 15:42	0-0 1/1 21:03	INJ	0-0 0/0 7:00
20-Jan	@ NYI	0-0 0/1 17:04	MIN	1-0 6/2 14:00	0-0 1/0 13:46	0-0 0/1 17:51	INJ	0-0 0/0 9:24
22-Jan	@ TOR	0-0 0/1 17:56	MIN	0-1 1/2 17:22	1-0 3/1 13:17	0-0 0/1 18:25	INJ	0-0 1/1 13:06
24-Jan	Vs NYR	0-1 0/1 14:59	MIN	0-0 1/0 18:23	1-0 4/1 15:27	0-0 1/1 23:26	INJ	0-0 0/0 9:25
26-Jan	@ ATL	0-0 0/0 15:19	MIN	0-0 0/0 17:35	0-0 1/0 12:31	0-0 2/0 20:19	INJ	0-0 1/1 10:48
1-Feb	Vs MTL	0-0 0/0 22:01	MIN	0-0 4/1 17:19	0-0 0/0 9:40	0-0 0/0 19:49	INJ	0-0 0/1 12:08
4-Feb	@ T.B.	0-0 0/1 15:09	MIN	1-1 2/2 17:55	0-0 1/0 8:54	0-0 0/3 19:42	INJ	0-0 2/1 10:48
6-Feb	Vs PIT	0-0 0/2 24:01	MIN	0-0 3/0 17:15	0-1 3/1 12:59	0-0 0/0 19:29	INJ	0-0 1/1 9:50
8-Feb	Vs S.J.	0-0 0/0 19:59	MIN	0-0 1/2 17:26	0-0 3/0 12:15	0-0 1/2 21:05	0-0 4/0 17:47	0-0 2/0 11:18
12-Feb	Vs L.A.	0-0 1/0 20:10	MIN	0-0 1/2 14:02	0-0 4/1 14:54	0-0 1/0 19:08	0-0 1/1 20:49	0-0 1/0 9:28
14-Feb	@ PHX	0-0 1/0 20:50	MIN	0-0 1/1 10:28	0-0 1/1 11:34	0-0 1/0 17:27	0-1 2/1 21:04	0-1 0/0 8:57
16-Feb	@ ANA	0-1 1/0 25:19	MIN	0-0 1/0 8:11	0-2 3/1 11:55	0-3 0/3 22:08	3-0 (W) 4/4 16:12	1-0 1/1 11:15
17-Feb	@ S.J.	0-0 0/1 20:19	MIN	0-0 2/1 11:49	0-0 0/0 10:04	0-0 1/0 21:50	0-1 1/0 19:53	0-0 0/0 10:37
20-Feb	@ BUF	0-0 1/1 20:38	MIN	0-1 3/1 10:56	0-1 1/1 9:26	0-0 0/0 15:43	0-0 3/0 19:33	0-0 3/0 11:16
21-Feb	@ PIT	0-0 0/0 23:24	MIN	0-0 2/0 13:05	DND	0-0 1/0 22:15	0-0 1/0 17:02	0-0 2/0 12:57
25-Feb	Vs NYR	0-0 4/1 23:49	MIN	0-0 1/2 9:26	0-0 2/0 12:40	0-0 1/2 20:42	0-0 2/1 17:40	0-0 2/0 11:45
26-Feb	@ NYI	0-0 0/2 24:37	MIN	0-0 2/0 11:26	0-0 0/0 6:38	0-0 1/1 23:03	1-0 (W) 2/1 13:59	0-0 2/0 17:10
1-Mar	Vs NYI	0-0 2/0 21:18	MIN	0-0 2/0 11:34	0-0 2/1 11:15	0-0 0/0 20:17	0-0 2/1 20:10	DND
3-Mar	Vs STL	1-0 3/1 21:37	MIN	0-0 3/1 10:22	0-1 2/1 12:39	0-0 1/1 21:31	0-1 3/1 16:09	Traded to N.J.
6-Mar	@ FLA	0-0 0/1 21:54	MIN	0-0 0/0 10:56	0-1 1/1 8:15	0-1 0/1 23:03	1-0 (W) 1/1 15:09	New Jersey
7-Mar	@ T.B.	0-0 1/1 23:26	MIN	0-0 1/0 10:32	0-0 0/0 7:50	0-0 0/0 20:40	1-0 6/1 21:27	New Jersey
9-Mar	Vs EDM	0-0 1/0 19:35	MIN	0-1 0/1 11:43	0-0 2/0 10:55	0-0 0/1 17:31	1-1 5/1 17:54	New Jersey
11-Mar	Vs CAR	0-0 0/0 19:35	MIN	0-0 2/1 13:38	1-0 (W) 4/1 10:55	0-0 0/1 21:22	0-0 1/0 15:28	New Jersey
13-Mar	Vs CHI	0-0 1/3 18:44	MIN	0-0 2/0 10:26	0-1 0/0 12:46	0-0 1/1 22:45	0-1 4/0 19:35	New Jersey
15-Mar	@ MTL	0-0 0/0 21:34	MIN	0-0 1/0 9:04	0-0 5/0 12:40	0-1 1/2 18:53	0-0 3/0 19:59	New Jersey
16-Mar	@ DET	0-1 0/0 20:52	MIN	0-1 0/0 14:04	0-0 0/2 10:55	0-0 0/0 18:23	0-1 2/1 18:53	New Jersey
18-Mar	@ N.J.	0-0 0/0 19:42	MIN	0-0 0/0 12:48	0-0 1/0 10:00	0-0 1/1 23:00	0-0 1/0 16:13	New Jersey
22-Mar	@ PHI	0-1 0/1 20:28	MIN	0-1 4/2 16:11	0-0 0/1 8:52	0-0 0/0 26:15	0-0 3/1 19:56	New Jersey
25-Mar	@ OTT	0-0 2/1 19:26	MIN	0-0 3/1 16:12	0-0 0/0 12:38	0-0 0/1 19:05	0-0 4/0 21:45	New Jersey
26-Mar	@ MTL	0-0 1/1 19:18	MIN	0-0 2/0 11:08	0-0 2/0 10:51	0-0 3/1 18:50	1-1 2/2 18:52	New Jersey
29-Mar	Vs CAR	0-0 0/1 26:12	MIN	DND	0-0 0/0 9:55	0-0 1/1 26:49	1-1 3/2 14:19	New Jersey
31-Mar	Vs CBJ	0-0 0/2 28:19	MIN	1-1 (W) 2/1 11:06	0-0 2/1 10:18	0-0 0/1 24:49	0-0 4/0 18:54	New Jersey
2-Apr	Vs BUF	0-0 1/0 22:29	MIN	0-0 1/0 9:23	DND	0-0 0/1 26:37	1-1 4/1 18:10	New Jersey
5-Apr	@ TOR	0-0 1/1 26:12	MIN	0-0 3/0 11:25	0-1 2/1 11:57	0-0 1/0 22:22	INJ	New Jersey
6-Apr	Vs FLA	DND	MIN	1-0 2/0 12:27	1-0 2/1 11:18	0-0 0/1 23:50	INJ	New Jersey
9-Apr	@ FLA	0-0 1/0 19:35	MIN	0-0 1/0 13:25	0-0 0/1 12:03	0-0 0/1 20:52	0-0 1/0 16:46	New Jersey

Goals-Assists-Shots/Rating/PIM Time on Ice

DND-Did Not Dress

Goalies: Goals Allowed/Shots, Decision, Minutes Played



## 2010-11 GAME-BY-GAME STATISTICS

Date	Opp.	ARNOTT #44	FAHEY #44	GREEN #52	SCHULTZ #55	COLLINS #62	GORDON #63	CARLSON #74
8-Oct	@ ATL	New Jersey	MIN	0-1 5/0 27:38	0-0 0/1 21:07	MIN	MIN	0-0 2/0 18:43
9-Oct	Vs N.J.	New Jersey	MIN	0-0 0/2 25:30	0-0 1/1 22:40	MIN	MIN	1-2 3/1 14:51
11-Oct	Vs OTT	New Jersey	MIN	0-0 2/2 31:53	0-1 0/1 20:09	MIN	MIN	0-1 1/1 21:49
13-Oct	Vs NYI	New Jersey	MIN	0-0 4/0 23:44	0-0 0/0 22:49	MIN	MIN	0-1 1/0 20:49
16-Oct	@ NSH	New Jersey	0-0 0/-2 9:50	INJ	0-0 0/1 24:03	MIN	MIN	0-1 1/0 24:14
19-Oct	Vs BOS	New Jersey	MIN	INJ	0-0 2/0 17:45	MIN	MIN	0-0 0/0 24:29
21-Oct	@ BOS	New Jersey	MIN	INJ	0-0 0/-1 18:52	MIN	MIN	0-0 1/1 23:04
23-Oct	Vs ATL	New Jersey	MIN	0-0 1/0 5:39	0-0 2/1 25:31	MIN	MIN	0-0 2/2 26:32
27-Oct	@ CAR	New Jersey	MIN	0-0 0/1 23:43	0-1 1/2 23:03	MIN	MIN	0-0 1/1 20:08
28-Oct	@ MIN	New Jersey	DND	0-1 3/1 30:41	0-0 0/-1 18:49	MIN	MIN	0-0 2/-1 21:32
30-Oct	@ CGY	New Jersey	0-0 0/0 12:20	1-2 3/1 24:55	0-0 1/1 20:51	MIN	MIN	0-0 1/0 21:15
3-Nov	Vs TOR	New Jersey	0-0 0/0 10:34	1-0 3/-2 30:20	0-0 1/-1 22:37	MIN	MIN	0-1 1/1 23:50
5-Nov	Vs BOS	New Jersey	MIN	1-1 2/2 25:43	0-1 1/3 21:07	MIN	MIN	1-0 (W) 3/1 21:36
7-Nov	Vs PHI	New Jersey	MIN	1-0 (W) 4/0 30:26	0-0 0/0 21:27	MIN	MIN	0-0 3/-1 19:54
9-Nov	@ NYR	New Jersey	MIN	0-2 0/1 25:22	0-0 0/-1 23:21	MIN	MIN	0-0 1/1 21:35
11-Nov	Vs T.B.	New Jersey	MIN	0-0 2/0 25:41	0-1 0/0 23:33	MIN	MIN	0-1 2/2 17:45
13-Nov	@ BUF	New Jersey	MIN	0-0 1/0 25:53	0-0 0/-1 24:25	MIN	MIN	0-0 0/0 24:32
14-Nov	Vs ATL	New Jersey	MIN	1-1 6/1 24:03	0-1 1/2 21:28	MIN	MIN	0-0 2/-1 23:35
17-Nov	Vs BUF	New Jersey	MIN	0-0 1/-1 25:04	0-0 1/-1 22:13	MIN	MIN	0-0 1/2 22:52
19-Nov	@ ATL	New Jersey	MIN	0-0 4/-1 26:23	0-0 0/-2 21:19	MIN	MIN	0-0 3/0 20:47
20-Nov	Vs PHI	New Jersey	MIN	0-0 2/-1 31:21	0-0 0/-1 21:55	MIN	MIN	0-0 4/-1 22:41
22-Nov	@ N.J.	New Jersey	MIN	0-0 3/0 20:59	0-0 1/-2 24:01	MIN	MIN	0-0 3/0 27:11
24-Nov	@ CAR	New Jersey	0-0 0/0 8:59	INJ	0-0 0/1 24:16	MIN	MIN	0-1 1/0 26:39
26-Nov	Vs T.B.	New Jersey	0-1 2/1 11:21	INJ	0-0 1/2 22:08	MIN	MIN	1-0 (W) 2/1 24:55
28-Nov	Vs CAR	New Jersey	MIN	0-0 1/1 25:03	0-0 0/0 23:22	MIN	MIN	0-0 4/0 25:09
1-Dec	@ STL	New Jersey	MIN	0-0 0/1 25:24	0-0 0/1 23:46	MIN	MIN	0-1 1/0 21:04
2-Dec	@ DAL	New Jersey	MIN	0-1 4/0 26:50	0-0 1/0 20:19	MIN	MIN	0-0 2/-1 18:21
4-Dec	Vs ATL	New Jersey	MIN	0-0 6/-1 28:25	0-0 0/-1 14:12	MIN	MIN	0-1 3/1 22:51
6-Dec	Vs TOR	New Jersey	MIN	0-0 0/1 27:53	0-0 0/0 10:32	MIN	MIN	0-0 2/-1 20:11
9-Dec	Vs FLA	New Jersey	MIN	0-0 4/-1 29:19	DND	MIN	MIN	0-0 0/-1 17:38
11-Dec	Vs COL	New Jersey	0-0 0/1 13:18	INJ	INJ	MIN	MIN	0-0 2/0 26:01
12-Dec	@ NYR	New Jersey	0-0 2/-1 16:22	INJ	INJ	MIN	0-0 1/-2 12:10	0-0 1/-2 21:17
15-Dec	Vs ANA	New Jersey	MIN	0-0 1/0 29:16	INJ	MIN	0-0 0/0 5:43	0-1 1/0 23:00
18-Dec	@ BOS	New Jersey	MIN	0-0 3/-2 25:59	INJ	MIN	0-0 0/-1 12:22	0-1 3/1 17:55
19-Dec	@ OTT	New Jersey	MIN	0-0 2/0 26:19	INJ	MIN	0-0 1/-1 9:27	0-0 0/1 20:30
21-Dec	Vs N.J.	New Jersey	MIN	0-0 4/0 25:45	INJ	MIN	1-1 2/2 9:49	1-1 2/4 23:42
23-Dec	Vs PIT	New Jersey	MIN	1-0 6/-1 34:03	INJ	MIN	0-0 0/0 4:39	0-0 0/-1 22:47
26-Dec	@ CAR	New Jersey	MIN	0-1 2/1 29:43	INJ	MIN	0-0 1/0 6:48	0-0 2/1 22:11
28-Dec	Vs MTL	New Jersey	MIN	1-0 6/2 28:19	0-0 0/0 13:16	MIN	0-0 0/0 8:22	0-0 1/1 22:13
1-Jan	@ PIT	New Jersey	MIN	0-1 0/0 21:15	0-0 1/1 14:26	MIN	MIN	0-0 1/0 26:28
4-Jan	Vs T.B.	New Jersey	MIN	0-0 0/0 23:21	0-0 1/-1 21:04	MIN	MIN	0-0 2/0 19:20
8-Jan	Vs FLA	New Jersey	MIN	1-1 5/1 24:10	0-0 0/0 15:49	MIN	MIN	0-0 1/0 21:18
11-Jan	@ FLA	New Jersey	MIN	0-1 4/2 26:35	0-0 0/-1 16:43	MIN	MIN	0-0 3/1 18:47
12-Jan	@ T.B.	New Jersey	MIN	0-0 1/-1 24:27	0-0 1/-3 18:01	MIN	MIN	0-0 5/0 25:27
14-Jan	Vs VAN	New Jersey	MIN	0-0 0/-2 23:15	0-0 0/-2 19:23	MIN	MIN	0-1 1/1 20:39
16-Jan	Vs OTT	New Jersey	MIN	0-0 3/0 24:25	0-0 0/-1 21:17	MIN	0-0 0/0 8:42	1-0 (W) 3/1 21:07
18-Jan	@ PHI	New Jersey	MIN	0-0 1/0 25:37	0-0 0/1 22:33	MIN	MIN	0-0 0/-1 20:12
20-Jan	@ NYI	New Jersey	MIN	0-0 3/0 27:40	0-0 0/0 22:31	MIN	MIN	0-1 2/0 19:26
22-Jan	@ TOR	New Jersey	MIN	0-1 2/3 24:29	0-1 2/3 20:00	MIN	MIN	0-1 2/1 18:43
24-Jan	Vs NYR	New Jersey	MIN	0-0 1/0 29:19	0-0 1/0 21:44	MIN	MIN	0-0 2/-1 22:56
26-Jan	@ ATL	New Jersey	MIN	0-0 3/-1 28:09	0-0 0/-1 17:53	MIN	MIN	0-0 2/0 23:08
1-Feb	Vs MTL	New Jersey	MIN	0-1 2/-1 26:35	0-0 0/0 20:27	MIN	MIN	0-0 1/-1 22:38
4-Feb	@ T.B.	New Jersey	MIN	0-1 4/2 26:16	0-0 2/1 18:01	MIN	MIN	0-1 1/2 26:49
6-Feb	Vs PIT	New Jersey	MIN	0-0 0/0 7:10	0-1 0/2 18:39	MIN	MIN	0-0 0/1 27:46
8-Feb	Vs S.J.	New Jersey	MIN	INJ	0-0 0/0 18:08	MIN	MIN	0-0 0/-2 25:58
12-Feb	Vs L.A.	New Jersey	MIN	0-0 1/-3 22:03	0-0 0/-3 14:35	MIN	MIN	0-0 2/0 23:25
14-Feb	@ PHX	New Jersey	MIN	INJ	0-1 0/0 20:08	MIN	MIN	0-0 2/0 26:30
16-Feb	@ ANA	New Jersey	MIN	INJ	0-0 0/-1 22:42	MIN	MIN	0-0 1/4 25:04
17-Feb	@ S.J.	New Jersey	MIN	INJ	0-0 0/-1 20:08	MIN	MIN	0-2 2/0 23:58
20-Feb	@ BUF	New Jersey	MIN	INJ	0-0 0/1 22:07	MIN	MIN	0-0 3/0 24:29
21-Feb	@ PIT	New Jersey	MIN	INJ	0-0 0/0 21:31	MIN	MIN	0-0 0/0 24:36
25-Feb	Vs NYR	New Jersey	MIN	0-0 0/-1 2:25	0-0 1/0 20:12	MIN	MIN	0-0 2/-3 26:50
26-Feb	@ NYI	New Jersey	MIN	INJ	0-0 0/2 19:48	MIN	MIN	0-1 0/-1 20:31
1-Mar	Vs NYI	0-1 3/1 16:19	MIN	INJ	0-0 0/0 14:38	MIN	MIN	0-1 2/-1 20:41
3-Mar	Vs STL	1-0 (W) 4/1 14:42	MIN	INJ	0-0 0/0 16:38	MIN	MIN	0-0 0/1 21:42
6-Mar	@ FLA	0-0 0/0 16:10	MIN	INJ	DND	MIN	MIN	0-1 2/2 23:49
7-Mar	@ T.B.	0-0 0/1 18:16	MIN	INJ	0-0 0/0 17:13	MIN	MIN	0-0 0/0 22:26
9-Mar	Vs EDM	0-1 2/1 15:57	MIN	INJ	0-0 2/2 13:33	MIN	MIN	0-1 1/1 21:52
11-Mar	Vs CAR	0-1 4/1 16:11	MIN	INJ	0-0 1/2 15:14	MIN	MIN	0-0 1/-1 23:33
13-Mar	Vs CHI	1-0 3/0 17:09	MIN	INJ	0-0 0/-1 18:19	MIN	MIN	0-0 1/-1 22:07
15-Mar	@ MTL	INJ	MIN	INJ	0-0 0/-2 16:10	MIN	MIN	0-1 6/2 20:04
16-Mar	@ DET	INJ	MIN	INJ	0-0 0/0 14:32	MIN	MIN	1-0 5/0 20:16
18-Mar	@ N.J.	INJ	MIN	INJ	1-0 (W) 2/2 20:09	MIN	MIN	0-2 1/2 22:54
22-Mar	@ PHI	INJ	MIN	INJ	0-0 0/0 14:58	MIN	MIN	0-0 0/0 27:19
25-Mar	@ OTT	INJ	MIN	INJ	0-0 2/0 16:18	MIN	MIN	0-0 1/-1 20:49
26-Mar	@ MTL	INJ	MIN	INJ	0-0 0/0 15:01	MIN	MIN	0-0 1/1 23:22
29-Mar	Vs CAR	0-0 3/-1 14:13	MIN	INJ	0-0 0/-1 15:36	MIN	MIN	0-1 8/2 28:12
31-Mar	Vs CBJ	1-0 3/0 16:16	MIN	INJ	0-0 2/2 26:35	MIN	MIN	1-1 4/0 25:48
2-Apr	Vs BUF	1-0 4/0 15:32	MIN	INJ	0-0 1/0 22:44	0-0 0/0 14:07	MIN	0-2 1/1 25:19
5-Apr	@ TOR	0-0 4/-1 14:01	MIN	INJ	0-0 1/-1 26:03	0-0 1/1 10:49	MIN	0-0 3/0 23:18
6-Apr	Vs FLA	INJ	MIN	INJ	0-1 0/1 18:36	1-0 (W) 3/1 18:38	MIN	0-0 1/1 24:24
9-Apr	@ FLA	INJ	MIN	INJ	0-0 0/0 18:56	0-0 0/0 15:24	MIN	0-0 3/-1 22:38

Goals-Assists-Shots/Rating/PIM Time on Ice

DND-Did Not Dress

Goalies: Goals Allowed/Shots, Decision, Minutes Played





## 2010-11 GAME-BY-GAME STATISTICS

Date	Opp.	BEAGLE #83	PERREAULT #85	SLOAN #89	JOHANSSON #90	MCNEILL #46	VARLAMOV #1	NEUVIRTH #30
8-Oct	@ ATL	MIN	MIN	DND	0-0 0/0 13:06	MIN	INJ	4/31L 59
9-Oct	Vs N.J	MIN	MIN	DND	0-0 2/-1 14:55	MIN	INJ	2/33W 60
11-Oct	Vs OTT	MIN	MIN	0-0 0/1 13:40	0-0 0/-1 8:05	MIN	INJ	2/31W 64
13-Oct	Vs NYI	MIN	MIN	0-0 1/0 14:01	INJ	MIN	INJ	1/24W 60
16-Oct	@ NSH	MIN	MIN	0-0 0/-1 12:51	0-0 2/0 10:19	MIN	DNP	2/39W 62
19-Oct	Vs BOS	MIN	MIN	0-0 1/-2 14:05	1-0 1/1 11:30	MIN	1/14 46	2/7L 13
21-Oct	@ BOS	MIN	MIN	0-0 0/0 13:42	0-0 1/0 13:36	MIN	4/34L 58	0/0 1
23-Oct	Vs ATL	0-0 0/-1 6:37	0-2 2/3 11:48	0-1 2/0 16:28	INJ	MIN	INJ	3/32W 62
27-Oct	@ CAR	MIN	0-0 0/0 11:50	0-0 1/1 16:08	INJ	MIN	INJ	0/29W 60
28-Oct	@ MIN	MIN	0-0 1/0 10:22	0-0 0/0 7:40	INJ	MIN	INJ	2/17L 59
30-Oct	@ CGY	MIN	DND	INJ	INJ	MIN	INJ	2/29W 60
3-Nov	Vs TOR	MIN	MIN	INJ	INJ	MIN	INJ	4/28W 65
5-Nov	Vs BOS	MIN	MIN	1-0 1/1 13:28	INJ	MIN	INJ	3/14 50
7-Nov	Vs PHI	MIN	MIN	0-1 2/0 10:45	MIN	MIN	INJ	DNP
9-Nov	@ NYR	MIN	MIN	0-1 1/0 9:47	MIN	MIN	INJ	3/28W 60
11-Nov	Vs T.B	MIN	MIN	DND	DND	MIN	MIN	3/41W 60
13-Nov	@ BUF	MIN	MIN	0-0 1/0 13:20	0-0 3/-1 14:25	MIN	MIN	DNP
14-Nov	Vs ATL	MIN	MIN	0-2 0/2 13:23	0-0 3/-1 13:19	MIN	MIN	4/27W 59
17-Nov	Vs BUF	MIN	MIN	0-0 1/1 13:25	0-0 2/0 15:04	MIN	MIN	2/33W 60
19-Nov	@ ATL	MIN	MIN	0-0 1/-4 12:47	0-0 3/-2 14:11	MIN	MIN	2/31 51
20-Nov	Vs PHI	MIN	MIN	0-0 0/0 9:09	1-0 3/1 13:15	MIN	MIN	4/35O 65
22-Nov	@ N.J	MIN	MIN	0-0 0/-1 3:25	0-0 0/0 12:54	MIN	DNP	DND
24-Nov	@ CAR	MIN	MIN	INJ	0-0 1/0 8:37	MIN	2/32W 60	DNP
26-Nov	Vs T.B	MIN	MIN	INJ	0-2 1/2 12:31	MIN	0/17W 60	DNP
28-Nov	Vs CAR	MIN	MIN	INJ	1-0 1/1 13:42	MIN	2/28W 65	DNP
1-Dec	@ STL	MIN	MIN	INJ	0-0 1/0 13:39	MIN	1/38W 60	DNP
2-Dec	@ DAL	MIN	MIN	INJ	0-0 1/-1 13:44	MIN	DNP	2/21L 59
4-Dec	Vs ATL	MIN	MIN	0-0 0/-1 12:24	0-0 0/0 14:06	MIN	3/33L 58	DNP
6-Dec	Vs TOR	MIN	2-0 3/2 13:12	INJ	0-0 1/0 11:28	MIN	DNP	4/28O 65
9-Dec	Vs FLA	MIN	0-0 3/0 13:53	INJ	0-0 0/0 10:07	MIN	3/32L 60	DNP
11-Dec	Vs COL	MIN	0-0 2/0 14:37	INJ	DND	MIN	DNP	3/26L 59
12-Dec	@ NYR	MIN	0-0 2/-1 15:04	INJ	0-0 1/-1 13:12	MIN	7/20L 60	DNP
15-Dec	Vs ANA	0-0 0/0 4:24	0-0 0/0 14:52	INJ	DND	MIN	2/24O 64	DNP
18-Dec	@ BOS	0-0 0/0 10:10	DND	INJ	0-0 3/-1 15:40	MIN	DNP	3/21L 59
19-Dec	@ OTT	DND	2-0 (W) 4/1 12:40	INJ	0-0 0/-1 13:05	MIN	DNP	2/26W 60
21-Dec	Vs N.J	1-0 (W) 3/1 11:23	0-0 0/1 12:37	INJ	0-1 0/1 11:32	MIN	DNP	1/36W 60
23-Dec	Vs PIT	0-0 1/0 10:44	0-0 4/-1 12:30	INJ	0-0 0/0 14:47	MIN	DNP	2/27O 65
26-Dec	@ CAR	0-0 2/-1 10:43	1-0 1/1 3:19	0-0 0/-1 10:02	0-0 0/0 13:31	MIN	2/35W 60	DNP
28-Dec	Vs MTL	1-0 (W) 1/1 9:52	DND	DND	DND	MIN	0/25W 60	DNP
1-Jan	@ PIT	0-0 2/0 13:37	0-0 2/0 11:11	DND	0-1 1/2 13:08	MIN	1/33W 60	DNP
4-Jan	Vs T.B	0-0 0/0 12:02	0-0 1/0 10:17	DND	0-0 0/0 16:11	MIN	1/38O 63	DNP
8-Jan	Vs FLA	0-0 0/0 12:03	0-1 1/1 11:13	DND	0-0 0/-1 16:02	MIN	2/27W 60	DNP
11-Jan	@ FLA	0-0 3/0 14:04	0-0 0/-1 8:49	DND	2-0 3/2 12:50	MIN	DNP	4/41O 63
12-Jan	@ T.B	0-0 1/0 10:09	0-0 1/-1 13:08	DND	0-0 3/-1 15:34	MIN	3/38L 60	DNP
14-Jan	Vs VAN	0-0 0/-2 7:36	0-0 0/-2 8:46	MIN	1-0 3/0 17:30	MIN	3/34L 59	DNP
16-Jan	Vs OTT	0-0 2/0 11:06	0-0 0/-1 11:12	MIN	0-0 2/1 22:16	MIN	DNP	1/23W 60
18-Jan	@ PHI	0-0 1/0 10:59	0-0 1/0 13:57	INJ	0-1 1/-2 17:28	MIN	2/22O 41	1/8 20
20-Jan	@ NYI	0-0 1/0 12:41	0-0 0/0 9:44	INJ	0-0 2/-1 11:47	MIN	DNP	DND
22-Jan	@ TOR	0-0 1/0 10:36	0-0 0/0 9:59	INJ	0-0 1/-1 15:53	MIN	DNP	DND
24-Jan	Vs NYR	0-0 1/1 13:00	0-0 0/0 12:42	MIN	0-1 2/1 16:41	MIN	DNP	DND
26-Jan	@ ATL	0-0 0/0 10:18	0-0 0/0 11:41	MIN	0-0 2/-1 13:34	MIN	1/24L 59	DND
1-Feb	Vs MTL	0-0 0/0 8:53	1-1 3/0 13:53	MIN	0-0 1/-1 8:01	MIN	2/38O 65	DNP
4-Feb	@ T.B	0-1 2/1 11:44	0-1 0/1 12:53	DND	0-0 0/0 10:53	MIN	2/25W 60	DNP
6-Feb	Vs PIT	0-0 0/1 11:16	0-1 0/1 11:24	DND	1-0 1/2 13:47	MIN	DNP	0/22W 60
8-Feb	Vs S.J	MIN	0-0 0/0 14:45	0-0 0/0 14:38	0-0 1/0 12:53	MIN	DNP	2/36L 58
12-Feb	Vs L.A	MIN	0-0 1/-2 14:32	DND	0-0 0/-1 14:24	MIN	4/28L 60	DNP
14-Feb	@ PHX	MIN	0-0 5/-1 13:49	0-0 0/0 11:56	1-0 1/1 16:45	MIN	DNP	3/18L 59
16-Feb	@ ANA	MIN	0-0 2/-2 10:11	0-0 0/0 11:57	0-1 3/2 17:10	DND	3/9 20	3/12W 40
17-Feb	@ S.J	MIN	0-0 0/-1 11:29	0-0 0/0 16:12	0-0 0/0 18:18	DND	DNP	3/28L 60
20-Feb	@ BUF	MIN	1-1 2/1 12:04	0-0 0/0 15:05	1-0 (W) 3/0 15:52	MIN	1/29W 60	DNP
21-Feb	@ PIT	MIN	0-0 0/0 8:09	0-0 0/0 11:29	0-1 1/0 17:28	MIN	DNP	0/39W 60
25-Feb	Vs NYR	MIN	0-0 0/-2 13:20	DND	0-0 1/-1 17:00	MIN	DNP	6/28L 60
26-Feb	@ NYI	0-0 1/0 10:27	MIN	0-0 0/0 15:08	0-1 2/0 17:36	MIN	DND	2/31W 60
1-Mar	Vs NYI	DND	MIN	DND	0-0 1/-1 15:22	MIN	DND	1/29W 62
3-Mar	Vs STL	DND	MIN	DND	0-0 2/-1 10:57	MIN	DND	2/27W 60
6-Mar	@ FLA	DND	MIN	0-0 0/0 12:42	0-1 2/1 12:36	MIN	DND	2/34W 61
7-Mar	@ T.B	DND	MIN	DND	0-0 1/0 17:13	MIN	DND	1/7 20
9-Mar	Vs EDM	DND	MIN	DND	0-1 1/1 18:44	MIN	DND	DNP
11-Mar	Vs CAR	DND	MIN	DND	0-1 0/1 17:26	MIN	DND	DNP
13-Mar	Vs CHI	DND	MIN	DND	0-1 7/1 18:43	MIN	DND	DNP
15-Mar	@ MTL	0-0 1/0 9:27	MIN	0-0 0/0 14:57	2-0 (W) 4/0 17:03	MIN	DND	DNP
16-Mar	@ DET	0-0 0/0 8:53	MIN	0-0 0/-1 9:23	0-0 1/0 19:48	MIN	DND	3/35L 59
18-Mar	@ N.J	0-0 0/0 13:21	MIN	0-0 0/0 11:22	0-0 1/3 15:18	MIN	DND	0/33W 60
22-Mar	@ PHI	0-0 1/-2 9:56	MIN	DND	1-1 3/2 16:39	MIN	DNP	4/33W 65
25-Mar	@ OTT	0-0 0/-1 6:10	MIN	DND	0-0 2/-1 18:36	MIN	2/23L 59	DNP
26-Mar	@ MTL	0-0 1/0 10:24	MIN	DND	0-0 1/0 14:57	MIN	DNP	DND
29-Mar	Vs CAR	DND	MIN	DND	1-0 1/2 16:52	MIN	2/26O 65	DNP
31-Mar	Vs CBJ	DND	MIN	0-0 0/-1 12:55	0-0 2/0 14:54	MIN	DNP	3/23W 62
2-Apr	Vs BUF	DND	MIN	0-0 0/0 10:52	0-0 0/2 16:18	MIN	DNP	4/38W 63
5-Apr	@ TOR	DND	MIN	DND	0-0 4/0 18:46	MIN	DNP	2/21W 65
6-Apr	Vs FLA	0-0 0/0 10:50	MIN	0-0 0/0 13:24	0-0 3/-1 16:34	MIN	2/33W 60	DNP
9-Apr	@ FLA	0-0 2/0 12:13	MIN	DND	0-0 2/0 15:47	MIN	DNP	1/23L 59

Goals-Assists-Shots/Rating/PIM Time on Ice

DND-Did Not Dress

Goalies: Goals Allowed/Shots, Decision, Minutes Played



## 2010-11 GAME-BY-GAME STATISTICS

Date	Opp.	SABOURIN #35	FORD #40	HOLTBY #70
8-Oct	@ ATL	DNP	MIN	MIN
9-Oct	Vs N.J	DNP	MIN	MIN
11-Oct	Vs OTT	DNP	MIN	MIN
13-Oct	Vs NYI	DNP	MIN	MIN
16-Oct	@ NSH	MIN	MIN	MIN
19-Oct	Vs BOS	MIN	MIN	MIN
21-Oct	@ BOS	MIN	MIN	MIN
23-Oct	Vs ATL	DNP	MIN	MIN
27-Oct	@ CAR	MIN	MIN	DNP
28-Oct	@ MIN	MIN	MIN	DNP
30-Oct	@ CGY	MIN	MIN	DNP
3-Nov	Vs TOR	MIN	MIN	DNP
5-Nov	Vs BOS	MIN	MIN	0/4W 10
7-Nov	Vs PHI	MIN	MIN	2/25W 60
9-Nov	@ NYR	MIN	MIN	DNP
11-Nov	Vs T.B	MIN	MIN	DNP
13-Nov	@ BUF	MIN	MIN	3/27O 64
14-Nov	Vs ATL	MIN	MIN	DNP
17-Nov	Vs BUF	MIN	MIN	DNP
19-Nov	@ ATL	MIN	MIN	3/5L 9
20-Nov	Vs PHI	MIN	MIN	DNP
22-Nov	@ N.J	MIN	MIN	5/23L 59
24-Nov	@ CAR	MIN	MIN	MIN
26-Nov	Vs T.B	MIN	MIN	MIN
28-Nov	Vs CAR	MIN	MIN	MIN
1-Dec	@ STL	MIN	MIN	MIN
2-Dec	@ DAL	MIN	MIN	MIN
4-Dec	Vs ATL	MIN	MIN	MIN
6-Dec	Vs TOR	MIN	MIN	MIN
9-Dec	Vs FLA	MIN	MIN	MIN
11-Dec	Vs COL	MIN	MIN	MIN
12-Dec	@ NYR	MIN	MIN	MIN
15-Dec	Vs ANA	MIN	MIN	MIN
18-Dec	@ BOS	MIN	MIN	MIN
19-Dec	@ OTT	MIN	MIN	MIN
21-Dec	Vs N.J	MIN	MIN	MIN
23-Dec	Vs PIT	MIN	MIN	MIN
26-Dec	@ CAR	MIN	MIN	MIN
28-Dec	Vs MTL	MIN	MIN	MIN
1-Jan	@ PIT	MIN	MIN	MIN
4-Jan	Vs T.B	MIN	MIN	MIN
8-Jan	Vs FLA	MIN	MIN	MIN
11-Jan	@ FLA	MIN	MIN	MIN
12-Jan	@ T.B	MIN	MIN	MIN
14-Jan	Vs VAN	MIN	MIN	MIN
16-Jan	Vs OTT	MIN	MIN	MIN
18-Jan	@ PHI	MIN	MIN	MIN
20-Jan	@ NYI	MIN	MIN	1/25W 60
22-Jan	@ TOR	MIN	MIN	1/36W 60
24-Jan	Vs NYR	MIN	MIN	1/29O 65
26-Jan	@ ATL	MIN	MIN	DNP
1-Feb	Vs MTL	MIN	MIN	MIN
4-Feb	@ T.B	MIN	MIN	MIN
6-Feb	Vs PIT	MIN	MIN	MIN
8-Feb	Vs S.J	MIN	MIN	MIN
12-Feb	Vs L.A	MIN	MIN	MIN
14-Feb	@ PHX	MIN	MIN	MIN
16-Feb	@ ANA	MIN	MIN	MIN
17-Feb	@ S.J	MIN	MIN	MIN
20-Feb	@ BUF	MIN	MIN	MIN
21-Feb	@ PIT	MIN	MIN	MIN
25-Feb	Vs NYR	MIN	MIN	MIN
26-Feb	@ NYI	MIN	DNP	MIN
1-Mar	Vs NYI	MIN	DNP	MIN
3-Mar	Vs STL	MIN	MIN	DNP
6-Mar	@ FLA	MIN	MIN	DNP
7-Mar	@ T.B	MIN	MIN	0/21W 45
9-Mar	Vs EDM	MIN	MIN	0/22W 60
11-Mar	Vs CAR	MIN	MIN	1/41W 60
13-Mar	Vs CHI	MIN	MIN	3/30W 64
15-Mar	@ MTL	MIN	MIN	2/26W 60
16-Mar	@ DET	MIN	MIN	DNP
18-Mar	@ N.J	MIN	MIN	DNP
22-Mar	@ PHI	MIN	MIN	MIN
25-Mar	@ OTT	MIN	MIN	MIN
26-Mar	@ MTL	MIN	MIN	0/18W 60
29-Mar	Vs CAR	MIN	MIN	MIN
31-Mar	Vs CBJ	MIN	MIN	MIN
2-Apr	Vs BUF	MIN	MIN	MIN
5-Apr	@ TOR	MIN	MIN	MIN
6-Apr	Vs FLA	MIN	MIN	MIN
9-Apr	@ FLA	MIN	MIN	MIN



Goals-Assists Shots/Rating/PIM Time on Ice

DND-Did Not Dress

Goalies: Goals Allowed/Shots, Decision, Minutes Played



## 2010-11 SEMYON VARLAMOV GAME-BY-GAME STATISTICS

GM	Date	Opp.	GP	GS	W	L	OT	MIN	GA	SV	SO	PIM	A	GAA	Sv. %	NOTES
1	Oct. 8	at ATL														
2	Oct. 9	NJ														
3	Oct. 11	OTT														
4	Oct. 13	NYI														
5	Oct. 16	at NSH														
6	Oct. 19	BOS	1	0	0	0	0	46	1	13	0	0	0	1.30	0.929	
7	Oct. 21	at BOS	1	1	0	1	0	58	4	30	0	0	0	4.14	0.882	
8	Oct. 23	ATL														
9	Oct. 27	at CAR														
10	Oct. 28	at MIN														
11	Oct. 30	at CGY														
12	Nov. 3	TOR														
13	Nov. 5	BOS														
14	Nov. 7	PHI														
15	Nov. 9	at NYR														
16	Nov. 11	TB														
17	Nov. 13	at BUF														
18	Nov. 14	ATL														
19	Nov. 17	BUF														
20	Nov. 19	at ATL														
21	Nov. 20	PHI														
22	Nov. 22	at NJ														
23	Nov. 24	at CAR	1	1	1	0	0	60	2	30	0	2	0	2.00	0.938	2nd star
24	Nov. 26	TB	1	1	1	0	0	60	0	17	1	0	0	0.00	1.000	3rd star
25	Nov. 28	CAR	1	1	1	0	0	65	2	26	0	0	0	1.85	0.929	3rd star
26	Dec. 1	at STL	1	1	1	0	0	60	1	37	0	0	0	1.00	0.974	1st star
27	Dec. 2	at DAL														
28	Dec. 4	ATL	1	1	0	1	0	58	3	30	0	0	0	3.10	0.909	
29	Dec. 6	TOR														
30	Dec. 9	FLA	1	1	0	1	0	60	3	29	0	0	0	3.00	0.906	
31	Dec. 11	COL														
32	Dec. 12	at NYR	1	1	0	1	0	60	7	13	0	0	0	7.00	0.650	
33	Dec. 15	ANA	1	1	0	0	1	64	2	22	0	0	0	1.88	0.917	
34	Dec. 18	at BOS														
35	Dec. 19	at OTT														
36	Dec. 21	NJ														
37	Dec. 23	PIT														
38	Dec. 26	at CAR	1	1	1	0	0	60	2	33	0	0	0	2.00	0.943	2nd star
39	Dec. 28	MTL	1	1	1	0	0	60	0	25	1	0	0	0.00	1.000	1st star
40	Jan. 1	at PIT	1	1	1	0	0	60	1	32	0	0	0	1.00	0.970	1st star
41	Jan. 4	TB	1	1	0	0	1	63	1	37	0	0	0	0.95	0.974	3rd star
42	Jan. 8	FLA	1	1	1	0	0	60	2	25	0	0	0	2.00	0.926	3rd star
43	Jan. 11	at FLA														
44	Jan. 12	at TB	1	1	0	1	0	60	3	35	0	0	0	3.00	0.921	
45	Jan. 14	VAN	1	1	0	1	0	59	3	31	0	0	0	3.05	0.912	
46	Jan. 16	OTT														
47	Jan. 18	at PHI	1	0	0	0	1	41	2	20	0	0	0	2.93	0.909	
48	Jan. 20	at NYI														
49	Jan. 22	TOR														
50	Jan. 24	NYR														
51	Jan. 26	at ATL	1	1	0	1	0	59	1	23	0	0	0	1.02	0.958	
52	Feb. 1	MTL	1	1	0	0	1	65	2	36	0	0	0	1.85	0.947	
53	Feb. 4	at TB	1	1	1	0	0	60	2	23	0	0	0	2.00	0.920	
54	Feb. 6	PIT														
55	Feb. 8	SJ														
56	Feb. 12	LA	1	1	0	1	0	60	4	24	0	0	0	4.00	0.857	
57	Feb. 14	at PHX														
58	Feb. 16	at ANA	1	1	0	0	0	20	3	6	0	0	0	9.00	0.667	Left game
59	Feb. 17	at SJ														
60	Feb. 20	at BUF	1	1	1	0	0	60	1	28	0	0	0	1.00	0.966	3rd star
61	Feb. 21	at PIT														
62	Feb. 25	NYR														
63	Feb. 26	at NYI														
64	Mar. 1	NYI														
65	Mar. 3	STL														
66	Mar. 6	at FLA														
67	Mar. 7	at TB														
68	Mar. 9	EDM														
69	Mar. 11	CAR														
70	Mar. 13	CHI														
71	Mar. 15	at MTL														
72	Mar. 16	at DET														
73	Mar. 18	at NJ														
74	Mar. 22	at PHI														
75	Mar. 25	at OTT	1	1	0	1	0	58	2	21	0	0	0	2.07	0.913	
76	Mar. 26	at MTL														
77	Mar. 29	CAR	1	1	0	0	1	64	2	24	0	0	0	1.88	0.923	
78	Mar. 31	CBJ														
79	April 2	BUF														
80	April 5	at TOR														
81	April 6	FLA	1	1	1	0	0	60	2	31	0	0	0	2.00	0.939	1st star
82	April 9	at FLA														





## 2010-11 MICHAL NEUVIRTH GAME-BY-GAME STATISTICS

GM	Date	Opp.	GP	GS	W	L	OT	MIN	GA	SV	SO	PIM	A	GAA	Sv. %	NOTES
1	Oct. 8	at ATL	1	1	0	1	0	59	4	27	0	0	0	4.07	0.871	
2	Oct. 9	NJ	1	1	1	0	0	60	2	31	0	0	0	2.00	0.939	3rd star
3	Oct. 11	OTT	1	1	1	0	0	64	2	29	0	0	0	1.88	0.935	
4	Oct. 13	NYI	1	1	1	0	0	60	1	23	0	0	0	1.00	0.958	2nd star
5	Oct. 16	at NSH	1	1	1	0	0	62	2	37	0	0	0	1.94	0.949	2nd star
6	Oct. 19	BOS	1	1	0	1	0	13	2	5	0	0	0	9.23	0.714	Left game
7	Oct. 21	at BOS	1	0	0	0	0	1	0	0	0	0	0	0.00	1.000	
8	Oct. 23	ATL	1	1	1	0	0	62	3	29	0	0	0	2.90	0.906	
9	Oct. 27	at CAR	1	1	1	0	0	60	0	29	1	0	0	0.00	1.000	1st star
10	Oct. 28	at MIN	1	1	0	1	0	59	2	15	0	0	0	2.03	0.882	
11	Oct. 30	at CGY	1	1	1	0	0	60	2	27	0	0	0	2.00	0.931	
12	Nov. 3	TOR	1	1	1	0	0	65	4	24	0	0	0	3.69	0.857	
13	Nov. 5	BOS	1	1	0	0	0	50	3	11	0	0	0	3.60	0.786	
14	Nov. 7	PHI														
15	Nov. 9	at NYR	1	1	1	0	0	60	3	35	0	0	0	3.00	0.893	
16	Nov. 11	TB	1	1	1	0	0	60	3	38	0	0	0	3.00	0.927	
17	Nov. 13	at BUF														
18	Nov. 14	ATL	1	1	1	0	0	59	4	23	0	0	0	4.07	0.852	
19	Nov. 17	BUF	1	1	1	0	0	60	2	31	0	0	0	2.00	0.939	
20	Nov. 19	at ATL	1	0	0	0	0	51	2	31	0	0	0	2.35	0.939	
21	Nov. 20	PHI	1	1	0	0	1	65	4	31	0	0	0	3.69	0.886	
22	Nov. 22	at NJ														
23	Nov. 24	at CAR														
24	Nov. 26	TB														
25	Nov. 28	CAR														
26	Dec. 1	at STL														
27	Dec. 2	at DAL	1	1	0	1	0	59	2	19	0	0	0	2.03	0.905	
28	Dec. 4	ATL														
29	Dec. 6	TOR	1	1	0	0	1	65	4	24	0	0	0	3.69	0.857	
30	Dec. 9	FLA														
31	Dec. 11	COL	1	1	0	1	0	59	3	23	0	0	0	3.05	0.885	
32	Dec. 12	at NYR														
33	Dec. 15	ANA														
34	Dec. 18	at BOS	1	1	0	1	0	59	3	18	0	0	0	3.05	0.857	
35	Dec. 19	at OTT	1	1	1	0	0	60	2	24	0	0	0	2.00	0.923	
36	Dec. 21	NJ	1	1	1	0	0	60	1	35	0	0	0	1.00	0.972	
37	Dec. 23	PIT	1	1	0	0	1	65	2	25	0	0	0	1.85	0.926	
38	Dec. 26	at CAR														
39	Dec. 28	MTL														
40	Jan. 1	at PIT														
41	Jan. 4	TB														
42	Jan. 8	FLA														
43	Jan. 11	at FLA	1	1	0	0	1	63	4	37	0	0	0	3.81	0.902	
44	Jan. 12	at TB														
45	Jan. 14	VAN														
46	Jan. 16	OTT	1	1	1	0	0	60	1	22	0	0	0	1.00	0.957	2nd star
47	Jan. 18	at PHI	1	1	0	0	0	20	1	7	0	0	0	3.00	0.875	Left game
48	Jan. 20	at NYI														
49	Jan. 22	TOR														
50	Jan. 24	NYR														
51	Jan. 26	at ATL														
52	Feb. 1	MTL														
53	Feb. 4	at TB														
54	Feb. 6	PIT	1	1	1	0	0	60	0	22	1	0	0	0.00	1.000	1st star
55	Feb. 8	SJ	1	1	0	1	0	58	2	34	0	0	0	2.07	0.944	2nd star
56	Feb. 12	LA														
57	Feb. 14	at PHX	1	1	0	1	0	60	3	15	0	0	0	3.00	0.833	
58	Feb. 16	at ANA	1	0	1	0	0	40	3	9	0	0	0	4.50	0.750	
59	Feb. 17	at SJ	1	1	0	1	0	59	3	25	0	0	0	3.05	0.893	
60	Feb. 20	at BUF														
61	Feb. 21	at PIT	1	1	1	0	0	60	0	39	1	0	0	0.00	1.000	1st star
62	Feb. 25	NYR	1	1	0	1	0	60	6	22	0	0	0	6.00	0.786	
63	Feb. 26	at NYI	1	1	1	0	0	60	2	29	0	0	0	2.00	0.935	
64	Mar. 1	NYI	1	1	1	0	0	61	1	28	0	0	0	0.98	0.966	3rd star
65	Mar. 3	STL	1	1	1	0	0	60	2	25	0	0	0	2.00	0.926	
66	Mar. 6	at FLA	1	1	1	0	0	61	2	32	0	0	0	1.97	0.941	3rd star
67	Mar. 7	at TB	1	1	0	0	0	20	1	6	0	0	0	3.00	0.857	Left game
68	Mar. 9	EDM														
69	Mar. 11	CAR														
70	Mar. 13	CHI														
71	Mar. 15	at MTL														
72	Mar. 16	at DET	1	1	0	1	0	60	3	32	0	0	0	3.00	0.914	
73	Mar. 18	at NJ	1	1	1	0	0	60	0	33	1	0	0	0.00	1.000	1st star
74	Mar. 22	at PHI	1	1	1	0	0	65	4	29	0	0	0	3.69	0.879	
75	Mar. 25	at OTT														
76	Mar. 26	at MTL														
77	Mar. 29	CAR														
78	Mar. 31	CBJ	1	1	1	0	0	62	3	20	0	0	0	2.90	0.870	
79	April 2	BUF	1	1	1	0	0	62	4	34	0	0	0	3.87	0.895	
80	April 5	at TOR	1	1	1	0	0	65	2	19	0	0	0	1.85	0.905	
81	April 6	FLA														
82	April 9	at FLA	1	1	0	1	0	59	1	22	0	0	0	1.02	0.957	3rd star



## 2010-11 BRADEN HOLTBY GAME-BY-GAME STATISTICS

GM	Date	Opp.	GP	GS	W	L	OT	MIN	GA	SV	SO	PIM	A	GAA	Sv. %	NOTES
1	Oct. 8	at ATL														
2	Oct. 9	NJ														
3	Oct. 11	OTT														
4	Oct. 13	NYI														
5	Oct. 16	at NSH														
6	Oct. 19	BOS														
7	Oct. 21	at BOS														
8	Oct. 23	ATL														
9	Oct. 27	at CAR														
10	Oct. 28	at MIN														
11	Oct. 30	at CGY														
12	Nov. 3	TOR														
13	Nov. 5	BOS	1	0	1	0	0	10	0	4	0	0	0	0.00	1.000	
14	Nov. 7	PHI	1	1	1	0	0	61	2	23	0	0	0	1.97	0.920	2nd star
15	Nov. 9	at NYR														
16	Nov. 11	TB														
17	Nov. 13	at BUF	1	1	0	0	1	64	3	24	0	0	0	2.81	0.889	
18	Nov. 14	ATL														
19	Nov. 17	BUF														
20	Nov. 19	at ATL	1	1	0	1	0	9	3	2	0	0	0	20.00	0.400	Left game
21	Nov. 20	PHI														
22	Nov. 22	at NJ	1	1	0	1	0	59	5	18	0	0	0	5.08	0.783	
23	Nov. 24	at CAR														
24	Nov. 26	TB														
25	Nov. 28	CAR														
26	Dec. 1	at STL														
27	Dec. 2	at DAL														
28	Dec. 4	ATL														
29	Dec. 6	TOR														
30	Dec. 9	FLA														
31	Dec. 11	COL														
32	Dec. 12	at NYR														
33	Dec. 15	ANA														
34	Dec. 18	at BOS														
35	Dec. 19	at OTT														
36	Dec. 21	NJ														
37	Dec. 23	PIT														
38	Dec. 26	at CAR														
39	Dec. 28	MTL														
40	Jan. 1	at PIT														
41	Jan. 4	TB														
42	Jan. 8	FLA														
43	Jan. 11	at FLA														
44	Jan. 12	at TB														
45	Jan. 14	VAN														
46	Jan. 16	OTT														
47	Jan. 18	at PHI														
48	Jan. 20	at NYI	1	1	1	0	0	60	1	24	0	0	0	1.00	0.960	
49	Jan. 22	TOR	1	1	1	0	0	60	1	35	0	0	0	1.00	0.972	1st star
50	Jan. 24	NYR	1	1	0	0	1	65	1	28	0	0	0	0.92	0.966	
51	Jan. 26	at ATL														
52	Feb. 1	MTL														
53	Feb. 4	at TB														
54	Feb. 6	PIT														
55	Feb. 8	SJ														
56	Feb. 12	LA														
57	Feb. 14	at PHX														
58	Feb. 16	at ANA														
59	Feb. 17	at SJ														
60	Feb. 20	at BUF														
61	Feb. 21	at PIT														
62	Feb. 25	NYR														
63	Feb. 26	at NYI														
64	Mar. 1	NYI														
65	Mar. 3	STL														
66	Mar. 6	at FLA														
67	Mar. 7	at TB	1	0	1	0	0	45	0	21	0	0	0	0.00	1.000	1st star
68	Mar. 9	EDM	1	1	1	0	0	60	0	22	1	0	0	0.00	1.000	2nd star
69	Mar. 11	CAR	1	1	1	0	0	60	1	40	0	0	0	1.00	0.976	2nd star
70	Mar. 13	CHI	1	1	1	0	0	64	3	27	0	0	0	2.81	0.900	
71	Mar. 15	at MTL	1	1	1	0	0	60	2	24	0	0	1	2.00	0.923	
72	Mar. 16	at DET														
73	Mar. 18	at NJ														
74	Mar. 22	at PHI														
75	Mar. 25	at OTT														
76	Mar. 26	at MTL	1	1	1	0	0	60	0	18	1	0	0	0.00	1.000	2nd star
77	Mar. 29	CAR														
78	Mar. 31	CBJ														
79	April 2	BUF														
80	April 5	at TOR														
81	April 6	FLA														
82	April 9	at FLA														



## 2010-11 GOALS & SHOTS BY PERIOD

GM	Date	Opp.	WSH GOALS				OPP GOALS				WSH SHOTS				OPP SHOTS				GOALS		SHOTS	
			1st	2nd	3rd	OT	1st	2nd	3rd	OT	1st	2nd	3rd	OT	1st	2nd	3rd	OT	WSH	OPP	WSH	OPP
1	Oct. 8	at ATL	1	0	1		1	2	1		6	9	16		11	11	9		2	4	31	31
2	Oct. 9	NJ	1	4	2		2	0	0		12	8	9		10	17	6		7	2	29	33
3	Oct. 11	OTT	1	1	0	1	0	1	1	0	11	6	6	3	13	10	7	1	3	2	26	31
4	Oct. 13	NYI	0	1	1		1	0	0		5	15	6		6	6	12		2	1	26	24
5	Oct. 16	at NSH	0	0	2	1	1	1	0	0	7	13	12	2	18	12	8	1	3	2	34	39
6	Oct. 19	BOS	0	0	1		2	0	1		10	8	18		8	8	5		1	3	36	21
7	Oct. 21	at BOS	0	0	1		1	2	1		13	13	13		8	18	8		1	4	39	34
8	Oct. 23	ATL	0	1	2	1	1	1	1	0	4	16	18	6	13	14	5	0	4	3	44	32
9	Oct. 27	at CAR	1	0	2		0	0	0		7	11	15		8	11	10		3	0	33	29
10	Oct. 28	at MIN	0	0	1		1	1	0		4	7	11		6	6	5		1	2	22	17
11	Oct. 30	at CGY	1	6	0		2	0	0		8	14	6		16	6	7		7	2	28	29
12	Nov. 3	TOR	0	3	1	0	1	0	3	0	9	12	7	2	6	10	9	3	4	4	30	28
13	Nov. 5	BOS	0	3	2		0	0	3		8	17	14		3	6	9		5	3	39	18
14	Nov. 7	PHI	1	1	0	1	1	1	0	0	14	12	11	2	6	11	8	0	3	2	39	25
15	Nov. 9	at NYR	1	2	2		2	1	0		14	5	5		11	8	9		5	3	24	28
16	Nov. 11	TB	0	2	4		1	0	2		8	8	10		13	12	16		6	3	26	41
17	Nov. 13	at BUF	1	0	1	0	0	2	0	1	13	4	7	1	6	11	6	4	2	3	25	27
18	Nov. 14	ATL	3	1	2		1	3	0		12	8	13		7	13	7		6	4	33	27
19	Nov. 17	BUF	2	1	1		0	2	0		11	9	9		8	15	10		4	2	29	33
20	Nov. 19	at ATL	0	0	0		3	1	1		12	10	7		7	14	15		0	5	29	36
21	Nov. 20	PHI	1	0	3	0	0	2	2	0	9	13	13	2	10	16	7	2	4	4	37	35
22	Nov. 22	at NJ	0	0	0		3	2	0		4	16	10		9	7	7		0	5	30	23
23	Nov. 24	at CAR	1	1	1		0	0	2		13	14	11		6	19	7		3	2	38	32
24	Nov. 26	TB	1	4	1		0	0	0		10	14	5		4	7	6		6	0	29	17
25	Nov. 28	CAR	2	0	0	0	0	1	1	0	17	7	14	2	7	6	12	3	2	2	40	28
26	Dec. 1	at STL	1	1	2		0	1	1		7	10	9		13	10	15		4	1	26	38
27	Dec. 2	at DAL	0	0	1		0	1	1		14	10	14		7	8	6		1	2	38	21
28	Dec. 4	ATL	0	1	0		0	2	1		15	20	11		9	13	11		1	3	46	33
29	Dec. 6	TOR	2	2	0	0	1	0	3	0	12	9	12	3	7	11	8	2	4	4	36	28
30	Dec. 9	FLA	0	0	0		0	1	2		18	9	9		6	14	12		0	3	36	32
31	Dec. 11	COL	1	0	1		2	1	0		11	14	17		13	8	5		2	3	42	26
32	Dec. 12	at NYR	0	0	0		1	4	2		10	9	12		8	10	2		0	7	31	20
33	Dec. 15	ANA	1	0	0	0	0	1	0	1	17	9	5	1	7	7	7	3	1	2	32	24
34	Dec. 18	at BOS	0	1	1		3	0	0		5	10	26		11	8	2		2	3	41	21
35	Dec. 19	at OTT	0	3	0		2	0	0		8	15	11		9	11	6		3	2	34	26
36	Dec. 21	NJ	1	3	1		0	1	0		10	11	7		12	15	9		5	1	28	36
37	Dec. 23	PIT	0	1	1	0	1	0	1	0	12	13	5	4	6	6	11	4	2	2	34	27
38	Dec. 26	at CAR	1	2	0		0	1	1		8	16	6		16	12	7		3	2	30	35
39	Dec. 28	MTL	2	0	1		0	0	0		10	11	9		9	10	6		3	0	30	25
40	Jan. 1	at PIT	0	2	1		0	1	0		12	16	4		16	8	9		3	1	32	33
41	Jan. 4	TB	0	0	0	0	0	0	0	1	5	21	8	0	12	13	8	5	0	1	34	38
42	Jan. 8	FLA	0	1	2		1	0	1		5	12	10		6	9	12		3	2	27	27
43	Jan. 11	at FLA	0	2	1	0	2	1	0	1	7	18	8	0	20	10	7	4	3	4	33	41
44	Jan. 12	at TB	0	0	0		2	1	0		9	9	5		14	18	6		0	3	23	38
45	Jan. 14	VAN	1	0	1		1	2	1		8	8	11		15	14	6		2	4	27	35
46	Jan. 16	OTT	0	0	3		1	0	0		5	12	9		9	8	6		3	1	26	23
47	Jan. 18	at PHI	0	0	2	0	1	1	0	1	6	6	12	1	8	8	12	2	2	3	25	30
48	Jan. 20	at NYI	1	1	0		0	1	0		9	9	6		11	7	7		2	1	24	25
49	Jan. 22	at TOR	1	0	3		0	0	1		11	12	8		6	11	19		4	1	31	36
50	Jan. 26	NYR	0	1	0	0	0	0	1	0	5	6	6	6	7	11	10	1	1	1	23	29
51	Jan. 26	at ATL	0	0	0		0	1	0		8	18	10		4	14	6		0	1	36	24
52	Feb. 1	MTL	2	0	0	0	0	2	0	0	9	6	9	5	11	15	10	2	2	2	29	38
53	Feb. 4	at TB	1	2	2		1	1	0		17	10	9		6	10	9		5	2	36	25
54	Feb. 6	PIT	1	1	1		0	0	0		8	10	6		5	10	7		3	2	24	22
55	Feb. 8	SJ	0	0	0		0	0	2		9	4	12		15	12	9		0	2	25	36
56	Feb. 12	LA	1	0	0		0	1	3		8	7	8		4	15	9		1	4	23	28
57	Feb. 14	at PHX	0	1	1		0	2	1		5	17	9		5	6	7		2	3	31	18
58	Feb. 16	at ANA	2	2	3		3	2	1		10	11	10		9	7	5		7	6	31	21
59	Feb. 17	at SJ	1	0	1		1	0	2		9	9	7		6	8	14		2	3	25	28
60	Feb. 20	at BUF	0	1	1		0	1	0		16	18	5		8	10	11		2	1	39	29
61	Feb. 21	at PIT	0	1	0		0	0	0		7	14	3		18	7	14		1	0	24	39
62	Feb. 25	NYR	0	0	0		2	2	2		13	11	11		10	11	7		0	6	35	28
63	Feb. 26	at NYI	0	1	2		1	1	0		5	10	7		14	8	9		3	2	22	31
64	Mar. 1	NYI	0	0	1	1	0	1	0	0	11	17	12	2	7	6	15	1	2	1	42	29
65	Mar. 3	STL	0	2	1		1	1	0		10	8	12		6	13	8		3	2	30	27
66	Mar. 6	at FLA	1	1	0	1	1	0	1	0	6	12	6	1	16	9	9	0	3	2	25	3





BUILDING AMERICA'S  
**HOCKEY  
CAPITAL™**



# TEAM HISTORY



# Year-by-Year Results

YEAR	GP	W	L	T	OT	PTS	PCT	GF	GA	DIV. FINISH	PLAYOFF RESULTS
2010-11	82	48	23	-	11	107	.652	224	197	1st	Lost Conf. Semifinals
2009-10	82	54	15	-	13	121	.738	313	227	1st	Lost Conf. Quarterfinals
2008-09	82	50	24	-	8	108	.659	272	245	1st	Lost Conf. Semifinals
2007-08	82	43	31	-	8	94	.573	242	231	1st	Lost Conf. Quarterfinals
2006-07	82	28	40	-	14	70	.427	235	286	5th	Did Not Qualify
2005-06	82	29	41	-	12	70	.427	237	306	5th	Did Not Qualify
2003-04	82	23	46	10	3	59	.360	186	253	5th	Did Not Qualify
2002-03	82	39	29	8	6	92	.561	224	220	2nd	Lost Conf. Quarterfinals
2001-02	82	36	33	11	2	85	.518	228	240	2nd	Did Not Qualify
2000-01	82	41	27	10	4	96	.585	233	211	1st	Lost Conf. Quarterfinals
1999-00	82	44	24	12	2	102	.622	227	194	1st	Lost Conf. Quarterfinals
1998-99	82	31	45	6	-	68	.415	200	218	3rd	Did Not Qualify
1997-98	82	40	30	12	-	92	.561	219	202	3rd	Lost Stanley Cup Finals
1996-97	82	33	40	9	-	75	.457	214	231	5th	Did Not Qualify
1995-96	82	39	32	11	-	89	.543	234	204	4th	Lost Conf. Quarterfinals
1994-95	48	22	18	8	-	52	.542	136	120	3rd	Lost Conf. Quarterfinals
1993-94	84	39	35	10	-	88	.524	277	263	3rd	Lost Conf. Semifinals
1992-93	84	43	34	7	-	93	.554	325	286	2nd	Lost Div. Semifinals
1991-92	80	45	27	8	-	98	.613	330	275	2nd	Lost Div. Semifinals
1990-91	80	37	36	7	-	81	.506	258	258	3rd	Lost Div. Finals
1989-90	80	36	38	6	-	78	.488	284	275	3rd	Lost Conf. Finals
1988-89	80	41	29	10	-	92	.575	305	259	1st	Lost Div. Semifinals
1987-88	80	38	33	9	-	85	.531	281	249	2nd	Lost Div. Finals
1986-87	80	38	32	10	-	86	.538	285	278	2nd	Lost Div. Semifinals
1985-86	80	50	23	7	-	107	.669	315	272	2nd	Lost Div. Finals
1984-85	80	46	25	9	-	101	.631	322	240	2nd	Lost Div. Semifinals
1983-84	80	48	27	5	-	101	.631	308	226	2nd	Lost Div. Finals
1982-83	80	39	25	16	-	94	.588	306	283	3rd	Lost Div. Semifinals
1981-82	80	26	41	13	-	65	.406	319	338	5th	Did Not Qualify
1980-81	80	26	36	18	-	70	.438	286	317	5th	Did Not Qualify
1979-80	80	27	40	13	-	67	.419	261	293	5th	Did Not Qualify
1978-79	80	24	41	15	-	63	.394	273	338	4th	Did Not Qualify
1977-78	80	17	49	14	-	48	.300	195	321	5th	Did Not Qualify
1976-77	80	24	42	14	-	62	.388	221	307	4th	Did Not Qualify
1975-76	80	11	59	10	-	32	.200	224	394	5th	Did Not Qualify
1974-75	80	8	67	5	-	21	.131	181	446	5th	Did Not Qualify
<b>Total</b>	<b>2,886</b>	<b>1,263</b>	<b>1,237</b>	<b>303</b>	<b>83</b>	<b>2,913</b>	<b>.505</b>	<b>9,180</b>	<b>9,503</b>	<b>-</b>	<b>-</b>

	HOME									AWAY								
YEAR	GP	W	L	T	OT	PTS	GF	GA		GP	W	L	T	OT	PTS	GF	GA	
2010-11	41	25	8	-	8	58	122	94		41	23	15	-	3	49	97	97	
2009-10	41	30	5	-	6	66	159	109		41	24	10	-	7	55	159	124	
2008-09	41	29	9	-	3	61	146	112		41	21	15	-	5	47	126	133	
2007-08	41	23	15	-	3	48	127	110		41	20	16	-	5	45	115	121	
2006-07	41	17	17	-	7	41	130	135		41	11	23	-	7	29	105	151	
2005-06	41	16	18	-	7	39	126	145		41	13	23	-	5	31	111	161	
2003-04	41	13	20	6	2	34	97	119		41	10	26	4	1	25	89	134	
2002-03	41	24	13	2	2	52	128	116		41	15	16	6	4	40	96	104	
2001-02	41	21	12	6	2	50	124	110		41	15	21	5	0	35	104	130	
2000-01	41	24	9	6	2	56	129	98		41	17	18	4	2	40	104	113	
1999-00	41	26	5	8	2	62	120	83		41	18	19	4	0	40	107	111	
1998-99	41	16	23	2	-	34	107	111		41	15	22	4	-	34	93	107	
1997-98#	41	23	12	6	-	52	116	94		41	17	18	6	-	40	103	108	
1996-97	41	19	17	5	-	43	109	109		41	14	23	4	-	32	105	122	
1995-96	41	21	15	5	-	47	124	97		41	18	17	6	-	42	110	107	
1994-95	24	15	6	3	-	33	75	48		24	7	12	5	-	19	61	72	
1993-94*	41	17	15	9	-	43	135	121		41	21	19	1	-	43	132	133	
1992-93*	41	20	15	6	-	46	159	134		41	21	19	1	-	43	158	149	
1991-92	40	25	12	3	-	53	171	131		40	20	15	5	-	45	159	138	
1990-91	40	21	14	5	-	47	145	123		40	16	22	2	-	34	113	135	
1989-90	40	19	18	3	-	41	155	137		40	17	20	3	-	37	129	138	
1988-89	40	25	12	3	-	53	159	117		40	16	17	7	-	39	150	142	
1987-88	40	22	14	4	-	48	148	116		40	16	19	5	-	37	130	128	
1986-87	40	22	15	3	-	47	147	131		40	16	17	7	-	39	138	147	
1985-86	40	30	8	2	-	62	176	126		40	20	15	5	-	45	138	146	
1984-85	40	27	11	2	-	56	173	109		40	19	14	7	-	45	149	131	
1983-84	40	26	11	3	-	55	179	101		40	22	16	2	-	46	129	121	
1982-83	40	22	12	6	-	50	153	132		40	17	13	10	-	44	153	151	
1981-82	40	16	16	8	-	40	189	152		40	10	25	5	-	25	130	186	
1980-81	40	16	17	7	-	39	152	151		40	10	19	11	-	31	134	162	
1979-80	40	20	14	6	-	46	162	138		40	7	26	7	-	21	97	155	
1978-79	40	15	19	6	-	36	151	162		40	9	22	9	-	27	122	176	
1977-78	40	10	23	7	-	27	104	158		40	7	26	7	-	21	91	163	
1976-77	40	17	15	8	-	42	132	123		40	7	27	6	-	20	89	184	
1975-76	40	6	26	8	-	20	117	166		40	5	33	2	-	12	107	223	
1974-75	40	7	28	5	-	19	98	191		40	1	39	0	-	2	83	256	
Total	1,441	725	519	153	44	1,646	4,944	4,409		1,441	535	717	150	39	1,259	4,216	5,069	

\* Not counting neutral-site games (2-0-0 in 1992-93; 1-1-0 in 1993-94)

# Team started 5-3-2 at US Airways Arena; finished 18-9-4 at MCI Center





# Year-by-Year Leaders

Year	Points	Goals	Assists	Penalty Minutes	Power-Play Goals
2010-11	Ovechkin 85	Ovechkin 32	Ovechkin 53	Hendricks 110	Knuble/Ovechkin 7
2009-10	Ovechkin 109	Ovechkin 50	Backstrom 68	Ovechkin 89	Ovechkin 13
2008-09	Ovechkin 110	Ovechkin 56	Backstrom 66	Brashear 121	Ovechkin 19
2007-08	Ovechkin 112	Ovechkin 65	Backstrom 55	Brashear 119	Ovechkin 22
2006-07	Ovechkin 92	Ovechkin 46	Ovechkin 46	Brashear 156	Semin 17
2005-06	Ovechkin 106	Ovechkin 52	Ovechkin 54	Clark 110	Ovechkin 21
2003-04	Halpern 46	Halpern 19	Halpern 27	Verot 135	Halpern 7
2002-03	Jagr 77	Jagr 36	Gonchar 49	Doig 108	Jagr 13
2001-02	Jagr 69	Bondra 39	Jagr 48	Simon 137	Bondra 17
2000-01	Oates 82	Bondra 45	Oates 69	Simon 109	Bondra 22
1999-00	Oates 71	Simon 29	Oates 56	Simon 146	Simon 7
1998-99	Bondra 55	Bondra 31	Oates 42	Berube 166	Gonchar 13
1997-98	Bondra 78	Bondra 52	Oates 58	Berube 189	Bondra 11
1996-97	Bondra 77	Bondra 46	Hunter 32	Berube 218	Bondra 10
1995-96	Pivonka 81	Bondra 52	Pivonka 65	Kaminski 164	Bondra 11
1994-95	Juneau/Bondra 43	Bondra 34	Juneau 38	Berube 173	Bondra 12
1993-94	Ridley 70	Khristich 29	Ridley 44	Berube 305	Khristich/Ridley 10
1992-93	Bondra 85	Bondra 37	Hunter 59	May 268	Hatcher 13
1991-92	Pivonka 80	Ciccarelli 38	Pivonka 57	May 221	Khristich 14
1990-91	Hatcher 74	Miller/Hatcher 24	Hatcher/Pivonka 50	May 264	Hatcher/Hunter 9
1989-90	Ciccarelli 79	Ciccarelli 41	Ridley 43	May 339	Ciccarelli/Pivonka 10
1988-89	Ridley 89	Courtall 42	Stevens 61	Stevens 225	(Three players)* 16
1987-88	Gartner 81	Gartner 48	Stevens 60	Hunter 240	Gartner 19
1986-87	Murphy 81	Gartner 41	Murphy 58	Stevens 285	Laughlin 11
1985-86	Christian 83	Christian 41	Gustafsson 52	Stevens 165	Christian 18
1984-85	Gartner 102	Carpenter 53	Gartner 52	Stevens 221	Gartner 17
1983-84	Gartner 85	Gartner 40	Christian 52	Stevens 201	Christian 9
1982-83	Maruk 81	Gartner 38	Maruk 50	Holt 275	Carpenter 14
1981-82	Maruk 136	Maruk 60	Maruk 76	Holt 250	Maruk 20
1980-81	Maruk 97	Maruk 50	Maruk 47	Hangsleben 198	Maruk 16
1979-80	Gartner 68	Gartner 36	Picard 43	Mulvey 240	Walter 12
1978-79	Maruk 90	Maruk/Rowe 31	Maruk 59	Lane 147	Charron/Sirois 9
1977-78	Charron 73	Charron 38	Sirois 37	Lane 195	Meehan 7
1976-77	Charron 82	Charron 36	Charron 46	Lane 207	Meehan 9
1975-76	Pyatt 49	Pyatt 26	Monahan 29	Labre 146	White 7
1974-75	Williams 58	Williams 22	Williams 36	Labre 182	Dupere 8
Year	Plus/Minus Rating	Goaltender Wins	Goals-Against Average	Shutouts	Faceoff Percentage
2010-11	Backstrom/Ovechkin +24	Neuvirth 27	Holtby 1.79	Neuvirth 4	Steckel 63.7%
2009-10	Schultz +50	Theodore 30	Varlamov 2.55	Varlamov 2	Steckel 59.2%
2008-09	Semin +25	Theodore 32	Johnson 2.81	Theodore 2	Steckel 57.9%
2007-08	Kozlov/Ovechkin +28	Kolzig 25	Kolzig 2.91	Huet 2	Fedorov 58.0%
2006-07	Gordon +10	Kolzig 22	Kolzig 3.00	Kolzig 1	Gordon 52.1%
2005-06	Clark +9	Kolzig 20	Johnson 3.44	Johnson 1	Halpern 55.2%
2003-04	Semin/Whitfield -2	Kolzig 19	Kolzig 2.89	Kolzig 2	Halpern 54.3%
2002-03	Klee +22	Kolzig 33	Kolzig 2.40	Kolzig 4	Halpern 54.1%
2001-02	Bondra +17	Kolzig 31	Kolzig 2.79	Kolzig 6	Oates 56.5%
2000-01	Reekie +14	Kolzig 37	Kolzig 2.48	Kolzig 5	Oates 58.9%
1999-00	Gonchar +26	Kolzig 41	Kolzig 2.24	Kolzig 5	Oates 56.8%
1998-99	Reekie +11	Kolzig 26	Tabaracci 2.51	Kolzig 4	Oates 59.2%
1997-98	Reekie +15	Kolzig 33	Kolzig 2.20	Kolzig 5	Oates 57.6%
1996-97	Cote +11	Carey 17	Kolzig 2.59	Kolzig 2	
1995-96	Tinordi +26	Carey 35	Carey 2.26	Carey 9	
1994-95	Reekie +10	Carey 18	Carey 2.13	Carey 4	
1993-94	Cote +30	Beaupre 24	Beaupre 2.84	Beaupre/Tabaracci 2	
1992-93	Khristich +29	Beaupre 27	Beaupre 3.31	Tabaracci 2	
1991-92	Khristich +24	Beaupre 29	Beaupre 3.20	Beaupre/Liut 1	
1990-91	Langway +12	Beaupre 20	Beaupre 2.64	Beaupre 5	
1989-90	Courtall +27	Beaupre 23	Beaupre 3.22	Beaupre 2	
1988-89	Hatcher +19	Peeters 20	Peeters 2.85	Peeters 4	
1987-88	Gartner +20	Malarchuk 24	Peeters 2.78	Malarchuk 4	
1986-87	Murphy +25	Mason 20	Peeters 3.21	N/A 0	
1985-86	Haworth +36	Jensen 28	Jensen 3.18	Jensen 2	
1984-85	Langway +35	Riggin 28	Riggin 2.98	Riggin 2	
1983-84	Gustafsson +29	Jensen 25	Riggin 2.66	Jensen/Riggin 4	
1982-83	Currie +18	Jensen 22	Riggin 3.36	Jensen 1	
1981-82	Robertson -1	Parro 16	Jensen 3.81	Parro 1	
1980-81	Gustafsson +11	Palmateer 18	Palmateer 3.85	Palmateer 2	
1979-80	Gartner +15	Stephenson 18	Stephenson 3.57	N/A 0	
1978-79	Edberg +11	Inness 14	Inness 3.70	N/A 0	
1977-78	Marson +1	Bedard 11	Bedard 3.66	Bedard 1	
1976-77	Riley +4	Low 16	Wolfe 3.84	Wolfe 1	
1975-76	Gryp -18	Low 6	Wolfe 4.16	N/A 0	
1974-75	Brooks -19	Low 8	Belhumeur 5.36	Low 1	
					Blocked Shots
2010-11	Ovechkin 241				2010-11 Carlson 160
2009-10	Ovechkin 185				2009-10 Schultz 129
2008-09	Ovechkin 243				2008-09 Jurcina 131
2007-08	Ovechkin 220				2007-08 Poti 119
2006-07	Ovechkin 184				2006-07 Pothier 140
2005-06	Ovechkin 172				2005-06 Morrisonn/Witt 131
					Takeaways
2010-11	Backstrom 73				2010-11 Backstrom 73
2009-10	Ovechkin 66				2009-10 Ovechkin 66
2008-09	Backstrom 77				2008-09 Backstrom 77
2007-08	Backstrom 72				2007-08 Backstrom 72
2006-07	Ovechkin 67				2006-07 Ovechkin 67
2005-06	Ovechkin 69				2005-06 Ovechkin 69

\* Mike Ridley, Geoff Courtall and Dino Ciccarelli (three of Ciccarelli's 16 power-play goals in 1988-89 were with Washington).





# Career Leaders

## GAMES PLAYED

1.	Calle Johansson	983
2.	Peter Bondra	961
3.	Kelly Miller	940
4.	Dale Hunter	872
5.	Michal Pivonka	825
6.	Mike Gartner	758
7.	Rod Langway	726
8.	Olie Kolzig	711
9.	Steve Konowalchuk	693
10.	Kevin Hatcher	685

## GOALS

1.	Peter Bondra	472
2.	Mike Gartner	397
3.	<b>Alex Ovechkin</b>	<b>301</b>
4.	Mike Ridley	218
5.	Bengt Gustafsson	196
6.	Dave Christian	193
7.	Bob Carpenter	188
8.	Dennis Maruk	182
9.	Dale Hunter	181
	Michal Pivonka	181

## ASSISTS

1.	Michal Pivonka	418
2.	Mike Gartner	392
3.	Dale Hunter	375
4.	Calle Johansson	361
5.	Peter Bondra	360
6.	Bengt Gustafsson	359
7.	Scott Stevens	331
8.	Mike Ridley	329
9.	<b>Alex Ovechkin</b>	<b>313</b>
10.	Kevin Hatcher	277

## PENALTY MINUTES

1.	Dale Hunter	2,003
2.	Scott Stevens	1,628
3.	Craig Berube	1,202
4.	Alan May	1,189
5.	Brendan Witt	1,035
6.	Kevin Hatcher	999
7.	Mike Gartner	770
8.	Yvon Labre	756
9.	Greg Adams	694
10.	Joe Reekie	688

## POWER-PLAY GOALS

1.	Peter Bondra	137
2.	<b>Alex Ovechkin</b>	<b>98</b>
	Mike Gartner	98
4.	Dale Hunter	72

## SHORTHANDED GOALS

1.	Peter Bondra	32
2.	Mike Ridley	17
	Bengt Gustafsson	17
4.	Kelly Miller	15

## GAME-WINNING GOALS

1.	Peter Bondra	73
2.	Mike Gartner	54
3.	<b>Alex Ovechkin</b>	<b>52</b>
4.	Bengt Gustafsson	33

## PLUS/MINUS RATING

1.	Rod Langway	+117
2.	<b>Nicklas Backstrom</b>	<b>+90</b>
3.	<b>Alex Ovechkin</b>	<b>+88</b>
	Scott Stevens	+88
5.	<b>Jeff Schultz</b>	<b>+86</b>
	Joe Reekie	+86
7.	Kelly Miller	+75
8.	Peter Bondra	+74

## GOALTENDING (MINIMUM 3,000 MIN.)

### GAMES PLAYED

1.	Olie Kolzig	711
2.	Don Beaupre	269
3.	Al Jensen	173

### MINUTES

1.	Olie Kolzig	41,259
2.	Don Beaupre	15,186
3.	Al Jensen	9,614

### WINS

1.	Olie Kolzig	301
2.	Don Beaupre	128
3.	Al Jensen	94

### GOALS-AGAINST AVERAGE

1.	Jim Carey	2.37
2.	Semyon Varlamov	2.39
3.	<b>Michal Neuvirth</b>	<b>2.55</b>

## SAVE PERCENTAGE

1.	Semyon Varlamov	.917
2.	<b>Michal Neuvirth</b>	<b>.910</b>
3.	Olie Kolzig	.906

## SAVES

1.	Olie Kolzig	18,013
2.	Don Beaupre	6,040
3.	Ron Low	4,630

## SHUTOUTS

1.	Olie Kolzig	35
2.	Jim Carey	14
3.	Don Beaupre	12

# TOP 50 POINT SCORERS

No.	Player	Years	GP	G	A	P	PIM	No.	Player	Years	GP	G	A	P	PIM
1.	Peter Bondra	1990-04	961	472	353	825	679	26.	Sylvain Cote	1991-02	622	75	195	270	336
2.	Mike Gartner	1979-89	758	397	392	789	770	27.	Alan Haworth	1982-87	346	129	139	268	249
3.	<b>Alex Ovechkin</b>	<b>2005-</b>	<b>475</b>	<b>301</b>	<b>313</b>	<b>614</b>	<b>346</b>	28.	<b>Mike Green</b>	<b>2005-</b>	<b>366</b>	<b>79</b>	<b>165</b>	<b>244</b>	<b>286</b>
4.	Michal Pivonka	1986-99	825	181	418	599	478	29.	<b>Brooks Laich</b>	<b>2004-</b>	<b>475</b>	<b>100</b>	<b>137</b>	<b>237</b>	<b>203</b>
5.	Dale Hunter	1987-99	872	181	375	556	2003	30.	Joe Juneau	1993-99	321	63	173	236	100
6.	Bengt Gustafsson	1979-89	629	196	359	555	196	31.	Gaetan Duchesne	1981-87	451	87	138	225	251
7.	Mike Ridley	1986-94	588	218	329	547	250	32.	Dainius Zubrus	2000-07	331	86	130	216	260
8.	Calle Johansson	1989-03	983	113	361	474	449	33.	<b>Jeff Halpern</b>	<b>1999-06</b>	<b>438</b>	<b>87</b>	<b>127</b>	<b>214</b>	<b>351</b>
9.	Dennis Maruk	1978-83	343	182	249	431	365	34.	Dino Ciccarelli	1988-92	223	112	97	209	278
10.	Scott Stevens	1982-90	601	98	331	429	1628	35.	Rod Langway	1982-93	726	25	177	202	502
11.	Kevin Hatcher	1984-94	685	149	277	426	999	36.	Jaromir Jagr	2001-04	190	83	118	201	106
12.	Dave Christian	1983-90	504	193	224	417	107	37.	Al Iafate	1990-94	256	58	118	176	616
13.	Sergei Gonchar	1994-04	654	144	272	416	517	38.	Andrei Nikolishin	1996-02	407	58	113	171	174
14.	Kelly Miller	1986-99	940	162	246	408	436	39.	Rick Green	1976-82	377	31	127	158	381
15.	Bob Carpenter	1981-87, '92-93	490	188	207	395	462	40.	Robert Picard	1977-80	230	42	114	156	308
16.	Adam Oates	1997-01	387	73	290	363	126	41.	Geoff Courtall	1988-90	159	77	77	154	216
17.	<b>Alexander Semin</b>	<b>2003-</b>	<b>392</b>	<b>176</b>	<b>178</b>	<b>354</b>	<b>394</b>	42.	Greg Adams	1983-88	331	55	98	153	694
18.	Larry Murphy	1983-89	453	85	259	344	332	43.	Chris Simon	1996-02	320	72	79	151	666
19.	Steve Konowalchuk	1992-04	693	146	196	342	619	44.	Gerry Meehan	1975-79	208	65	79	144	33
20.	<b>Nicklas Backstrom</b>	<b>2007-</b>	<b>323</b>	<b>87</b>	<b>236</b>	<b>323</b>	<b>160</b>	45.	Darren Veitch	1980-86	319	25	118	143	181
21.	Dmitri Khristich	1990-02	419	140	160	300	218	46.	Robert Lang	2002-04	145	51	92	143	46
22.	Craig Laughlin	1982-88	428	110	173	283	284	47.	Ulf Dahlen	1999-02	217	53	84	138	22
23.	Ryan Walter	1978-82	307	114	163	277	468		Tomas Fleischmann	2005-10	283	60	78	138	84
24.	Bobby Gould	1981-89	600	134	142	276	476	49.	Richard Zednik	1995-07	289	69	65	134	213
25.	Guy Charron	1976-81	320	118	156	274	54	50.	Michael Nylander	2002-04, '07-09	186	37	91	128	100



# Single-Season Leaders

## GAMES PLAYED

1.	Craig Berube (1993-94).....	84
	Sylvain Cote (1993-94).....	84
	Calle Johansson (1993-94).....	84
	Kelly Miller (1993-94).....	84
	Dale Hunter (1992-93).....	84
	Kelly Miller (1992-93).....	84
	Mike Ridley (1992-93).....	84

## POINTS

1.	Dennis Maruk (1981-82).....	136
2.	<b>Alex Ovechkin (2007-08)....</b>	<b>112</b>
3.	<b>Alex Ovechkin (2008-09)....</b>	<b>110</b>
4.	<b>Alex Ovechkin (2009-10)...</b>	<b>109</b>
5.	<b>Alex Ovechkin (2005-06)...</b>	<b>106</b>
6.	Mike Gartner (1984-85).....	102
7.	<b>Nicklas Backstrom (2009-10)</b>	<b>101</b>
8.	Dennis Maruk (1980-81).....	97
9.	Bob Carpenter (1984-85).....	95
10.	Mike Gartner (1980-81).....	94

## GOALS

1.	<b>Alex Ovechkin (2007-08).....</b>	<b>65</b>
2.	Dennis Maruk (1981-82).....	60
3.	<b>Alex Ovechkin (2008-09).....</b>	<b>56</b>
4.	Bob Carpenter (1984-85).....	53
5.	<b>Alex Ovechkin (2005-06).....</b>	<b>52</b>
	Peter Bondra (1997-98).....	52
	Peter Bondra (1995-96).....	52
8.	<b>Alex Ovechkin (2009-10).....</b>	<b>50</b>
	Mike Gartner (1984-85).....	50
	Dennis Maruk (1980-81).....	50

## ASSISTS

1.	Dennis Maruk (1981-82).....	76
2.	Adam Oates (2000-01).....	69
3.	<b>Nicklas Backstrom (2009-10)...</b>	<b>68</b>
4.	<b>Nicklas Backstrom (2008-09)...</b>	<b>66</b>
5.	Michal Pivonka (1995-96).....	65
6.	Scott Stevens (1988-89).....	61
7.	Scott Stevens (1987-88).....	60
	Adam Oates (1996-97).....	60
9.	<b>Alex Ovechkin (2009-10).....</b>	<b>59</b>
	Dale Hunter (1992-93).....	59
	Dennis Maruk (1978-79).....	59

## PENALTY MINUTES

1.	Alan May (1989-90).....	339
2.	Craig Berube (1993-94).....	305
3.	Neil Sheehy (1989-90).....	291
4.	Scott Stevens (1986-87).....	285
5.	Randy Holt (1980-81).....	275
6.	Alan May (1992-93).....	268
7.	Alan May (1990-91).....	264
8.	Randy Holt (1981-82).....	250
9.	Paul Mulvey (1979-80).....	240
10.	Dale Hunter (1987-88).....	238

## POWER-PLAY GOALS

1.	<b>Alex Ovechkin (2007-08).....</b>	<b>22</b>
	Peter Bondra (2000-01).....	22
2.	<b>Alex Ovechkin (2005-06).....</b>	<b>21</b>
3.	Dennis Maruk (1981-82).....	20
4.	<b>Alex Ovechkin (2008-09).....</b>	<b>19</b>
	Mike Gartner (1987-88).....	19
	Ryan Walter (1981-82).....	19
7.	<b>Mike Green (2008-09).....</b>	<b>18</b>
	Dave Christian (1985-86).....	18
	Chris Valentine (1981-82).....	18

## SHORTHANDED GOALS

1.	Peter Bondra (1994-95).....	6
	Mike Gartner (1986-87).....	6
3.	Matt Pettinger (2005-06).....	5
	Peter Bondra (1997-98).....	5
	Mike Ridley (1991-92).....	5
	Mike Ridley (1990-91).....	5
	Bengt Gustafsson (1987-88).....	5

## GAME-WINNING GOALS

1.	Peter Bondra (1997-98).....	13
2.	<b>Alex Ovechkin (2010-11).....</b>	<b>11</b>
	<b>Alex Ovechkin (2007-08).....</b>	<b>11</b>
	Mike Gartner (1984-85).....	11
5.	<b>Alex Ovechkin (2008-09).....</b>	<b>10</b>
	Mike Gartner (1986-87).....	10
7.	Jaromir Jagr (2002-03).....	9
	Mike Ridley (1988-89).....	9

## PLUS/MINUS RATING

1.	<b>Jeff Schultz (2009-10).....</b>	<b>+50</b>
2.	<b>Alex Ovechkin (2009-10)...</b>	<b>+45</b>
3.	<b>Mike Green (2009-10).....</b>	<b>+39</b>
4.	<b>Nicklas Backstrom (2009-10)+37</b>	
5.	<b>Alexander Semin (2009-10)+36</b>	
	Alan Haworth (1985-86).....	+36
7.	Rod Langway (1984-85).....	+35
8.	Darren Veitch (1984-85).....	+31
9.	Sylvain Cote (1993-94).....	+30
10.	Dmitri Khristich (1992-93).....	+29
	Bengt Gustafsson (1983-84).....	+29

## GOALTENDING

(MINIMUM 1,200 MIN.)

## GAMES PLAYED

1.	Olie Kolzig (1999-00).....	73
2.	Olie Kolzig (2000-01).....	72
3.	Jim Carey (1995-96).....	71
	Olie Kolzig (2001-02).....	71

## MINUTES

1.	Olie Kolzig (1999-00).....	4,371
2.	Olie Kolzig (2000-01).....	4,278
3.	Olie Kolzig (2001-02).....	4,131

## WINS

1.	Olie Kolzig (1999-00).....	41
2.	Olie Kolzig (2000-01).....	37
3.	Jim Carey (1995-96).....	35

## GOALS-AGAINST AVERAGE

1.	Jim Carey (1994-95).....	2.13
2.	Olie Kolzig (1997-98).....	2.20
3.	Semyon Varlamov (2010-11).....	2.23

## SAVE PERCENTAGE

1.	Semyon Varlamov (2010-11).....	.924
2.	Olie Kolzig (1997-98).....	.920
3.	Olie Kolzig (2002-03).....	.919

## SHUTOUTS

1.	Jim Carey (1995-96).....	9
2.	Olie Kolzig (2001-02).....	6
3.	Olie Kolzig (2000-01).....	5
	Olie Kolzig (1999-00).....	5
	Olie Kolzig (1997-98).....	5
	Don Beaupre (1990-91).....	5

# TOP CAREER GOALTENDERS

MINIMUM 3,000 MINUTES PLAYED; RANKED BY GOALS-AGAINST AVERAGE

No.	Player	Years	GP	MIN	W	L	T/OT	GA	GAA	SO	SA	PCT
1.	Jim Carey	1994-97	139	7,966	70	48	15	315	2.37	14	3,269	.904
2.	Semyon Varlamov	2008-	59	3416	30	13	12	136	2.39	4	1636	.917
3.	<b>Michal Neuvirth</b>	<b>2008-</b>	<b>70</b>	<b>3782</b>	<b>38</b>	<b>17</b>	<b>4</b>	<b>161</b>	<b>2.55</b>	<b>4</b>	<b>1849</b>	<b>.913</b>
	Rick Tabaracci	1992-99	69	3,700	21	31	7	157	2.55	6	1,656	.905
5.	Olie Kolzig	1989-08	711	41,259	301	293	86	1,860	2.70	35	19,873	.906
6.	Jose Theodore	2008-10	104	5,873	62	24	12	278	2.84	3	2,924	.905
7.	Pat Riggin	1982-86	143	8,217	67	46	19	414	3.02	6	3,550	.883
8.	Don Beaupre	1988-94	269	15,186	128	96	27	773	3.05	12	6,813	.887
9.	Pete Peeters	1985-89	139	7,773	70	41	15	396	3.06	7	3,496	.887
10.	Bob Mason	1983-90	76	4,155	35	29	7	219	3.16	1	1,978	.889
11.	Brent Johnson	2005-09	96	5,220	34	41	12	279	3.21	1	2,827	.901
12.	Al Jensen	1981-87	173	9,614	94	48	18	523	3.26	8	N/A	N/A
13.	Clint Malarchuk	1987-89	96	5,354	40	38	11	295	3.31	5	2,485	.881
14.	Mike Liut	1989-92	64	3,435	27	27	5	201	3.51	2	1,561	.871
15.	Jim Hrivnak	1989-93	59	3,067	28	19	3	180	3.52	0	1,470	.878
16.	Gary Inness	1978-81	54	3,014	16	24	12	183	3.64	0	N/A	N/A
17.	Wayne Stephenson	1979-81	76	4,156	22	31	15	253	3.65	1	N/A	N/A
18.	Jim Bedard	1977-79	73	4,232	17	40	13	278	3.94	1	N/A	N/A
19.	Mike Palmateer	1980-81	60	3,263	20	26	11	219	4.03	2	N/A	N/A
20.	Dave Parro	1980-84	77	4,015	21	36	10	274	4.09	2	N/A	N/A



# 2010-11

# 48-23-11, 107 points

	W	L	OT	PTS
Home	25	8	8	58
Away	23	15	3	49
1st Half	23	12	6	52
2nd Half	25	11	5	55
October	7	4	0	14
November	10	2	2	22
December	5	6	3	13
January	5	3	4	14
February	6	5	1	13
March	12	2	1	25
April	3	1	0	6

**Head Coach**  
Bruce Boudreau



**MICHAL NEUVIRTH**

Player	GP	G	A	PTS	PIM	+/-	PP	SH	GW
Alex Ovechkin	79	32	53	85	41	24	7	0	11
Nicklas Backstrom	77	18	47	65	40	24	4	1	2
Alexander Semin	65	28	26	54	71	22	6	1	4
Brooks Laich	82	16	32	48	46	14	4	1	3
Mike Knuble	79	24	16	40	36	10	7	1	1
Dennis Wideman	75	10	30	40	39	-19	9	0	1
Washington	14	1	6	7	6	7	1	0	0
*John Carlson	82	7	30	37	44	21	1	0	3
Jason Arnett	73	17	14	31	40	-6	4	0	1
Washington	11	4	3	7	8	3	2	0	1
*Marcus Johansson	69	13	14	27	10	2	2	1	2
Jason Chimera	81	10	16	26	64	-10	2	0	1
Matt Hendricks	77	9	16	25	110	-2	1	0	3
Mike Green	49	8	16	24	48	6	5	0	1
Eric Fehr	52	10	10	20	16	E	3	0	1
Marco Sturm	35	5	11	16	23	6	1	0	1
Washington	18	1	6	7	6	E	0	0	1
*Mathieu Perreault	35	7	7	14	20	-3	1	0	1
Karl Alzner	82	2	10	12	24	14	0	0	0
John Erskine	73	4	7	11	94	1	0	0	1
Matt Bradley	61	4	7	11	68	-3	0	0	0
Scott Hannan	78	1	10	11	34	4	0	0	0
Washington	55	1	4	5	28	3	0	0	0
Jeff Schultz	72	1	9	10	12	6	0	0	1
Boyd Gordon	60	3	6	9	16	-5	0	1	1
Tom Poti	21	2	5	7	8	-4	0	0	0
Tyler Sloan	33	1	5	6	14	-6	0	0	0
*Jay Beagle	31	2	1	3	8	-2	0	0	2
*Andrew Gordon	9	1	1	2	0	-2	0	0	0
D.J. King	16	0	2	2	30	-3	0	0	0
Sean Collins	4	1	0	1	0	2	0	0	1
Brian Fahey	7	0	1	1	2	-1	0	0	0
Brian Willsie	1	0	1	1	0	E	0	0	0
Keith Aucoin	1	0	0	0	0	E	0	0	0

Goaltender	GP	MIN	GA	SO	EN	GAA	W-L-OT
*Michal Neuvirth	48	2,689	110	4	0	2.45	27-12-4
Semyon Varlamov	27	1,560	58	2	1	2.23	11-9-5
*Braden Holtby	14	736	22	2	0	1.79	10-2-2

\* Indicates rookie

Date	Opponent	Result	Record	Pts
10/8	@Atlanta	L 2-4	0-1-0	0
10/9	New Jersey	W 7-2	1-1-0	2
10/11	Ottawa	W 3-2*	2-1-0	4
10/13	NY Islanders	W 2-1	3-1-0	6
10/16	@Nashville	W 3-2*	4-1-0	8
10/19	Boston	L 1-3	4-2-0	8
10/21	@Boston	L 1-4	4-3-0	8
10/23	Atlanta	W 4-3*	5-3-0	10
10/27	@Carolina	W 3-0	6-3-0	12
10/28	@Minnesota	L 1-2	6-4-0	12
10/30	@Calgary	W 7-2	7-4-0	14
11/3	Toronto	W 5-4**	8-4-0	16
11/5	Boston	W 5-3	9-4-0	18
11/7	Philadelphia	W 3-2*	10-4-0	20
11/9	@NY Rangers	W 5-3	11-4-0	22
11/11	Tampa Bay	W 6-3	12-4-0	24
11/13	@Buffalo	OT 2-3*	12-4-1	25
11/14	Atlanta	W 6-4	13-4-1	27
11/17	Buffalo	W 4-2	14-4-1	29
11/19	@Atlanta	L 0-5	14-5-1	29
11/20	Philadelphia	OT 4-5**	14-5-2	30
11/22	@New Jersey	L 0-5	14-6-2	30
11/24	@Carolina	W 3-2	15-6-2	32
11/26	Tampa Bay	W 6-0	16-6-2	34
11/28	Carolina	W 3-2**	17-6-2	36
12/1	@St. Louis	W 4-1	18-6-2	38
12/2	@Dallas	L 1-2	18-7-2	38
12/4	Atlanta	L 1-3	18-8-2	38
12/6	Toronto	OT 4-5**	18-8-3	39
12/9	Florida	L 0-3	18-9-3	39
12/11	Colorado	L 2-3	18-10-3	39
12/12	@NY Rangers	L 0-7	18-11-3	39
12/15	Anaheim	OT 1-2*	18-11-4	40
12/18	@Boston	L 2-3	18-12-4	40
12/19	@Ottawa	W 3-2	19-12-4	42
12/21	New Jersey	W 5-1	20-12-4	44
12/23	Pittsburgh	OT 2-3**	20-12-5	45
12/26	@Carolina	W 3-2	21-12-5	47
12/28	Montreal	W 3-0	22-12-5	49
1/1	@Pittsburgh^	W 3-1	23-12-5	51
1/4	Tampa Bay	OT 0-1*	23-12-6	52
1/8	Florida	W 3-2	24-12-6	54
1/11	@Florida	OT 3-4*	24-12-7	55
1/12	@Tampa Bay	L 0-3	24-13-7	55
1/14	Vancouver	L 2-4	24-14-7	55
1/16	Ottawa	W 3-1	25-14-7	57
1/18	@Philadelphia	OT 2-3*	25-14-8	58
1/20	@NY Islanders	W 2-1	26-14-8	60
1/22	@Toronto	W 4-1	27-14-8	62
1/24	NY Rangers	OT 1-2**	27-14-9	63
1/26	@Atlanta	L 0-1	27-15-9	63
2/1	Montreal	OT 2-3**	27-15-10	64
2/4	@Tampa Bay	W 5-2	28-15-10	66
2/6	Pittsburgh	W 3-0	29-15-10	68
2/8	San Jose	L 0-2	29-16-10	68
2/12	Los Angeles	L 1-4	29-17-10	68
2/14	@Phoenix	L 2-3	29-18-10	68
2/16	@Anaheim	W 7-6	30-18-10	70
2/17	@San Jose	L 2-3	30-19-10	70
2/20	@Buffalo	W 2-1	31-19-10	72
2/21	@Pittsburgh	W 1-0	32-19-10	74
2/25	NY Rangers	L 0-6	32-20-10	74
2/26	@NY Islanders	W 3-2	33-20-10	76
3/1	NY Islanders	W 2-1*	34-20-10	78
3/3	St. Louis	W 3-2	35-20-10	80
3/6	@Florida	W 3-2*	36-20-10	82
3/7	@Tampa Bay	W 2-1**	37-20-10	84
3/9	Edmonton	W 5-0	38-20-10	86
3/11	Carolina	W 2-1	39-20-10	88
3/13	Chicago	W 4-3*	40-20-10	90
3/15	@Montreal	L 4-2	41-20-10	92
3/16	@Detroit	L 2-3	41-21-10	92
3/18	@New Jersey	W 3-0	42-21-10	94
3/22	@Philadelphia	W 5-4**	43-21-10	96
3/25	@Ottawa	L 0-2	43-22-10	96
3/26	@Montreal	W 2-0	44-22-10	98
3/29	Carolina	OT 2-3**	44-22-11	99
3/31	Columbus	W 4-3*	45-22-11	101
4/2	Buffalo	W 5-4*	46-22-11	103
4/5	@Toronto	W 3-2**	47-22-11	105
4/6	Florida	W 5-2	48-22-11	107
4/7	@Florida	L 0-1	48-23-11	107

\* Denotes overtime game

\*\* Denotes shootout

^ 2011 Winter Classic at Heinz Field





# 2009-10

# 54-15-13, 121 points

	W	L	OT	PTS
Home	30	5	6	66
Away	24	10	7	55
1st Half	24	11	6	54
2nd Half	30	4	7	67
October	8	2	3	19
November	8	3	3	19
December	8	5	0	16
January	13	2	0	26
February	4	1	2	10
March	8	2	4	20
April	5	0	1	11

**Head Coach**  
Bruce Boudreau



**BROOKS LAICH**

Player	GP	G	A	PTS	PIM	+/-	PP	SH	GW
Alex Ovechkin	72	50	59	109	89	45	13	0	7
Nicklas Backstrom	82	33	68	101	50	37	11	0	4
Alexander Semin	73	40	44	84	66	36	8	2	5
Mike Green	75	19	57	76	54	39	10	0	4
Brooks Laich	78	25	34	59	34	16	12	1	4
Mike Knuble	69	29	24	53	59	23	6	0	5
Tomas Fleischmann	69	23	28	51	28	9	7	0	4
Brendan Morrison	74	12	30	42	40	23	3	0	3
Eric Belanger	77	15	26	41	32	2	3	0	3
Washington	17	2	4	6	4	3	0	0	0
Eric Fehr	69	21	18	39	24	18	3	0	3
Jason Chimera	78	15	19	34	98	-1	1	0	1
Washington	39	7	10	17	51	6	0	0	0
Matt Bradley	77	10	14	24	47	6	0	1	5
Tom Poti	70	4	20	24	42	26	2	0	0
Jeff Schultz	73	3	20	23	32	50	0	0	0
Joe Corvo	52	6	12	18	12	-10	5	0	0
Washington	39	7	10	17	51	6	0	0	0
David Steckel	79	5	11	16	19	4	1	0	1
Shaone Morrisonn	68	1	11	12	68	8	0	0	1
Boyd Gordon	36	4	6	10	12	4	0	0	0
*Mathieu Perreault	21	4	5	9	6	4	1	0	0
Scott Walker	42	5	3	8	32	-3	1	0	1
Washington	9	2	1	3	9	1	0	0	1
Tyler Sloan	40	2	4	6	22	-1	0	0	0
John Erskine	50	1	5	6	66	16	0	0	0
*John Carlson	22	1	5	6	8	11	0	0	0
Keith Aucoin	9	1	4	5	0	-2	0	0	0
Karl Alzner	21	0	5	5	8	-2	0	0	0
Quintin Laing	36	2	2	4	21	2	0	0	0
Alexandre Giroux	9	1	2	3	4	3	0	0	0
*Chris Bourque	21	0	3	3	10	-6	0	0	0
Washington	1	0	0	0	0	-2	0	0	0
*Jay Beagle	7	1	1	2	2	-1	0	0	0
*Kyle Wilson	2	0	2	2	0	1	0	0	0
Boyd Kane	3	0	0	0	2	-1	0	0	0
*Andrew Gordon	2	0	0	0	0	-2	0	0	0

Goaltender	GP	MIN	GA	SO	EN	GAA	W-L-OT
Jose Theodore	47	2,586	121	1	1	2.81	30-7-7
*Semyon Varlamov	26	1,527	65	2	0	2.55	15-4-6
*Michal Neuvirth	17	872	40	0	0	2.75	9-4-0

\* Indicates rookie

Date	Opponent	Result	Record	Pts
10/1	@ Boston	W 4-1	1-0-0	2
10/3	Toronto	W 6-4	2-0-0	4
10/6	@ Philadelphia	OT 5-6*	2-0-1	5
10/8	NY Rangers	L 3-4	2-1-1	5
10/10	@ Detroit	L 2-3	2-2-1	5
10/12	New Jersey	OT 2-3**	2-2-2	6
10/15	San Jose	W 4-1	3-2-2	8
10/17	Nashville	W 3-2**	4-2-2	10
10/22	@ Atlanta	W 5-4	5-2-2	12
10/24	@ NY Islanders	W 3-2*	6-2-2	14
10/27	Philadelphia	W 4-2	7-2-2	16
10/29	@ Atlanta	W 4-3	8-2-2	18
10/30	NY Islanders	OT 3-4*	8-2-3	19
11/1	Columbus	OT 4-5*	8-2-4	20
11/4	@ New Jersey	L 2-3	8-3-4	20
11/6	@ Florida	W 4-1	9-3-4	22
11/7	Florida	W 7-4	10-3-4	24
11/11	NY Islanders	W 5-4**	11-3-4	26
11/13	Minnesota	W 3-1	12-3-4	28
11/14	@ New Jersey	L 2-5	12-4-4	28
11/17	@ NY Rangers	W 4-2	13-4-4	30
11/20	Montreal	L 2-3	13-5-4	30
11/21	@ Toronto	OT 1-2**	13-5-5	31
11/23	@ Ottawa	OT 3-4*	13-5-6	32
11/25	Buffalo	W 2-0	14-5-6	34
11/28	@ Montreal	W 4-3**	15-5-6	36
11/30	@ Carolina	W 3-2	16-5-6	38
12/3	Florida	W 6-2	17-5-6	40
12/5	@ Philadelphia	W 8-2	18-5-6	42
12/7	@ Tampa Bay	W 3-0	19-5-6	44
12/9	@ Buffalo	L 0-3	19-6-6	44
12/11	Carolina	W 4-3*	20-6-6	46
12/12	@ Toronto	L 3-6	20-7-6	46
12/15	@ Colorado	W 6-1	21-7-6	48
12/18	@ Vancouver	L 2-3	21-8-6	48
12/19	@ Edmonton	W 4-2	22-8-6	50
12/23	Buffalo	W 5-2	23-8-6	52
12/26	New Jersey	W 4-1	24-8-6	54
12/28	Carolina	L 3-6	24-9-6	54
12/30	@ San Jose	L 2-5	24-10-6	54
1/2	@ Los Angeles	L 1-2	24-11-6	54
1/5	Montreal	W 4-2	25-11-6	56
1/7	Ottawa	W 5-2	26-11-6	58
1/9	@ Atlanta	W 8-1	27-11-6	60
1/12	@ Tampa Bay	L 4-7	27-12-6	60
1/13	@ Florida	W 5-4**	28-12-6	62
1/15	Toronto	W 6-1	29-12-6	64
1/17	Philadelphia	W 5-3	30-12-6	66
1/19	Detroit	W 3-2	31-12-6	68
1/21	@ Pittsburgh	W 6-3	32-12-6	70
1/23	Phoenix	W 4-2	33-12-6	72
1/26	@ NY Islanders	W 7-2	34-12-6	74
1/27	Anaheim	W 5-1	35-12-6	76
1/29	Florida	W 4-1	36-12-6	78
1/31	Tampa Bay	W 3-2	37-12-6	80
2/2	@ Boston	W 4-1	38-12-6	82
2/4	@ NY Rangers	W 6-5	39-12-6	84
2/5	Atlanta	W 5-2	40-12-6	86
2/7	Pittsburgh	W 5-4*	41-12-6	88
2/10	@ Montreal	OT 5-6*	41-12-7	89
2/11	@ Ottawa	L 5-6	41-13-7	89
2/13	@ St. Louis	OT 3-4**	41-13-8	90
3/3	@ Buffalo	W 3-1	42-13-8	92
3/4	Tampa Bay	W 5-4	43-13-8	94
3/6	NY Rangers	W 2-0	44-13-8	96
3/8	Dallas	OT 3-4**	44-13-9	97
3/10	Carolina	W 4-3*	45-13-9	99
3/12	Tampa Bay	L 2-3	45-14-9	99
3/14	@ Chicago	W 4-3*	46-14-9	101
3/16	@ Florida	W 7-3	47-14-9	103
3/18	@ Carolina	OT 3-4*	47-14-10	104
3/20	@ Tampa Bay	W 3-1	48-14-10	106
3/24	Pittsburgh	W 4-3**	49-14-10	108
3/25	@ Carolina	OT 2-3**	49-14-11	109
3/28	Calgary	L 3-5	49-15-11	109
3/30	Ottawa	OT 4-5*	49-15-12	110
4/1	Atlanta	W 2-1	50-15-12	112
4/3	@ Columbus	W 3-2	51-15-12	114
4/5	Boston	W 3-2*	52-15-12	116
4/6	@ Pittsburgh	W 6-3	53-15-12	118
4/9	Atlanta	W 5-2	54-15-12	120
4/11	Boston	OT 3-4**	54-15-13	121

\* Denotes overtime game

\*\* Denotes shootout



# 2008-09

# 50-24-8, 108 points

	W	L	OT	PTS
Home	29	9	3	61
Away	21	15	5	47
1st Half	27	11	3	57
2nd Half	23	13	5	51
October	5	3	1	11
November	8	5	2	18
December	11	3	0	22
January	7	4	1	15
February	9	3	1	19
March	6	5	2	14
April	4	1	1	9

## Head Coach

Bruce Boudreau



NICKLAS BACKSTROM

Player	GP	G	A	PTS	PIM	+/-	PP	SH	GW
Alex Ovechkin	79	56	54	110	72	8	19	1	10
Nicklas Backstrom	82	22	66	88	46	16	14	0	1
Alexander Semin	62	34	45	79	77	25	8	0	8
Mike Green	68	31	42	73	68	24	18	1	4
Brooks Laich	82	23	30	53	31	-1	9	1	3
Viktor Kozlov	67	13	28	41	16	-9	2	0	0
Tomas Fleischmann	73	19	18	37	20	-3	7	0	4
Sergei Fedorov	52	11	22	33	50	4	2	0	2
Michael Nylander	72	9	24	33	32	E	4	0	2
Eric Fehr	61	12	13	25	22	8	1	0	2
David Steckel	76	8	11	19	34	2	0	2	1
Boyd Gordon	63	5	9	14	16	-4	0	1	2
Milan Jurcina	79	3	11	14	68	1	0	0	1
Tom Poti	52	3	10	13	28	3	0	0	1
Shaone Morrisonn	72	3	10	13	77	4	0	0	1
Jeff Schultz	64	1	11	12	21	13	0	1	0
Matt Bradley	81	5	6	11	59	-1	0	0	1
Keith Aucoin	12	2	4	6	4	5	1	0	0
Chris Clark	32	1	5	6	32	-3	0	0	0
Tyler Sloan	26	1	4	5	14	4	0	0	0
*Karl Alzner	30	1	4	5	2	-1	0	0	0
Donald Brashear	63	1	3	4	121	-6	0	0	1
*Sami Lepisto	7	0	4	4	6	-3	0	0	0
John Erskine	52	0	4	4	63	1	0	0	0
Brian Pothier	9	1	2	3	4	E	0	0	1
Bryan Helmer	12	0	3	3	2	-1	0	0	0
Jose Theodore	57	0	3	3	6	E	0	0	0
*Sean Collins	15	1	1	2	12	1	0	0	0
Alexandre Giroux	12	1	1	2	10	4	0	0	1
*Chris Bourque	8	1	0	1	0	E	0	0	0
Brent Johnson	21	0	1	1	2	E	0	0	0
*Oskar Osala	2	0	0	0	0	-1	0	0	0
*Andrew Gordon	1	0	0	0	0	E	0	0	0
Graham Mink	2	0	0	0	0	E	0	0	0
*Michal Neuvirth	5	0	0	0	0	E	0	0	0
*Simeon Varlamov	6	0	0	0	0	E	0	0	0
Quintin Laing	1	0	0	0	0	1	0	0	0
Staffan Kronwall	3	0	0	0	0	-1	0	0	0
*Jay Beagle	3	0	0	0	2	-3	0	0	0

Goaltender	GP	MIN	GA	SO	EN	GAA	W-L-OT
Jose Theodore	57	3,287	157	2	4	2.87	32-17-5
Brent Johnson	21	1,131	53	0	2	2.81	12-6-2
*Simeon Varlamov	6	329	13	0	0	2.37	4-0-1
*Michal Neuvirth	5	220	11	0	0	3.00	2-1-0

\* Indicates rookie

Date	Opponent	Result	Record	Pts
10/10	@ Atlanta	L 4-7	0-1-0	0
10/11	Chicago	W 4-2	1-1-0	2
10/13	Vancouver	W 5-1	2-1-0	4
10/16	@ Pittsburgh	W 4-3	3-1-0	6
10/18	New Jersey	OT 3-4**	3-1-1	7
10/21	@ Calgary	L 1-2	3-2-1	7
10/23	@ Phoenix	L 1-2	3-3-1	7
10/25	@ Dallas	W 6-5*	4-3-1	9
10/28	Nashville	W 4-3**	5-3-1	11
11/1	@ Buffalo	L 0-5	5-4-1	11
11/4	@ Ottawa	OT 1-2*	5-4-2	12
11/6	Carolina	W 3-2	6-4-2	14
11/8	NY Rangers	W 3-1	7-4-2	16
11/10	Tampa Bay	W 4-2	8-4-2	18
11/12	@ Carolina	W 5-1	9-4-2	20
11/14	New Jersey	W 3-1	10-4-2	22
11/15	@ New Jersey	OT 5-6**	10-4-3	23
11/19	@ Anaheim	W 6-4	11-4-3	25
11/20	@ Los Angeles	L 2-5	11-5-3	25
11/22	@ San Jose	L 2-7	11-6-3	25
11/24	@ Minnesota	L 3-4	11-7-3	25
11/26	Atlanta	W 5-3	12-7-3	27
11/28	Montreal	W 3-0	13-7-3	29
11/29	@ Columbus	L 0-3	13-8-3	29
12/2	Florida	L 3-5	13-9-3	29
12/4	NY Islanders	W 5-2	14-9-3	31
12/6	@ Toronto	W 2-1	15-9-3	33
12/7	@ Carolina	L 1-3	15-10-3	33
12/10	Boston	W 3-1	16-10-3	35
12/12	Ottawa	W 5-1	17-10-3	37
12/13	@ Montreal	W 2-1	18-10-3	39
12/16	@ NY Islanders	W 5-4*	19-10-3	41
12/18	St. Louis	W 4-2	20-10-3	43
12/20	@ Philadelphia	L 1-7	20-11-3	43
12/23	@ NY Rangers	W 5-4*	21-11-3	45
12/26	Buffalo	W 3-2	22-11-3	47
12/28	Toronto	W 4-1	23-11-3	49
12/30	@ Buffalo	W 4-2	24-11-3	51
1/1	Tampa Bay	W 7-4	25-11-3	53
1/3	NY Rangers	W 2-1	26-11-3	55
1/6	Philadelphia	W 2-1**	27-11-3	57
1/9	Columbus	L 0-3	27-12-3	57
1/10	@ Montreal	L 4-5	27-13-3	57
1/13	Edmonton	L 2-5	27-14-3	57
1/14	@ Pittsburgh	W 6-3	28-14-3	59
1/17	Boston	W 2-1	29-14-3	61
1/19	@ NY Islanders	W 2-1*	30-14-3	63
1/20	@ Ottawa	L 2-3	30-15-3	63
1/27	@ Boston	OT 2-3*	30-15-4	64
1/31	Detroit	W 4-2	31-15-4	66
2/1	Ottawa	W 7-4	32-15-4	68
2/3	@ New Jersey	W 5-2	33-15-4	70
2/5	Los Angeles	L 4-5	33-16-4	70
2/7	Florida	W 3-1	34-16-4	72
2/11	@ NY Rangers	OT 4-5**	34-16-5	73
2/14	@ Tampa Bay	W 5-1	35-16-5	75
2/15	@ Florida	W 4-2	36-16-5	77
2/18	Montreal	W 4-3**	37-16-5	79
2/20	Colorado	L 1-4	37-17-5	79
2/22	Pittsburgh	W 5-2	38-17-5	81
2/24	Philadelphia	L 2-4	38-18-5	81
2/26	Atlanta	W 4-3	39-18-5	83
2/28	@ Boston	W 4-3*	40-18-5	85
3/1	Florida	L 2-6	40-19-5	85
3/3	Carolina	L 2-5	40-20-5	85
3/5	Toronto	L 1-2	40-21-5	85
3/8	Pittsburgh	OT 3-4**	40-21-6	86
3/10	@ Nashville	W 2-1*	41-21-6	88
3/12	@ Philadelphia	W 2-1	42-21-6	90
3/14	Carolina	W 5-4**	43-21-6	92
3/16	@ Atlanta	L 1-5	43-22-6	92
3/17	@ Florida	W 3-0	44-22-6	94
3/19	@ Tampa Bay	W 5-2	45-22-6	96
3/21	@ Carolina	L 1-4	45-23-6	96
3/24	@ Toronto	OT 2-3**	45-23-7	97
3/27	Tampa Bay	W 5-3	46-23-7	99
4/1	NY Islanders	W 5-3	47-23-7	101
4/3	Buffalo	OT 4-5*	47-23-8	102
4/5	Atlanta	W 4-2	48-23-8	104
4/7	@ Atlanta	W 4-2	49-23-8	106
4/9	@ Tampa Bay	W 4-2	50-23-8	108
4/11	@ Florida	L 4-7	50-24-8	108

\* Denotes overtime game

\*\* Denotes shootout



# 2007-08

# 43-31-8, 94 points

	W	L	OT	PTS
Home	23	15	3	49
Away	20	16	5	45
1st Half	16	20	5	37
2nd Half	27	11	3	57
October	5	6	0	10
November	3	10	2	8
December	7	3	3	17
January	9	4	0	18
February	6	4	3	15
March	10	4	0	20
April	3	0	0	6

## Head Coach

Glen Hanlon 6-14-1

Bruce Boudreau (Nov. 22) 37-17-7



MIKE GREEN

Player	GP	G	A	PTS	PIM	+/-	PP	SH	GW
Alex Ovechkin	82	65	47	112	40	28	22	0	11
*Nicklas Backstrom	82	14	55	69	24	13	3	0	4
Mike Green	82	18	38	56	62	6	8	0	4
Viktor Kozlov	81	16	38	54	18	28	2	0	2
Alexander Semin	63	26	16	42	54	-18	10	0	2
Sergei Fedorov	68	11	30	41	38	-5	6	0	2
Washington	18	2	11	13	8	-2	1	0	1
Brooks Laich	82	21	16	37	35	-3	8	2	4
Michael Nylander	40	11	26	37	24	-19	5	0	1
Tomas Fleischmann	75	10	20	30	18	-7	1	0	1
Tom Poti	71	2	27	29	46	9	0	0	0
Matt Cooke	78	10	13	23	91	1	0	1	1
Washington	17	3	4	7	27	5	0	1	0
Matt Bradley	77	7	11	18	74	1	1	1	2
Jeff Schultz	72	5	13	18	28	12	0	0	0
Boyd Gordon	67	7	9	16	12	5	0	1	0
Brian Pothier	38	5	9	14	20	5	1	0	1
*David Steckel	67	5	7	12	34	1	0	0	1
Shaone Morrisonn	76	1	9	10	63	4	0	0	1
Chris Clark	18	5	4	9	43	E	1	0	1
John Erskine	51	2	7	9	96	1	0	0	1
Milan Jurcina	75	1	8	9	30	4	1	0	0
Donald Brashear	80	5	3	8	119	-7	0	0	0
Eric Fehr	23	1	5	6	6	4	0	0	0
Quintin Laing	39	1	5	6	10	4	0	0	1
Steve Eminger	20	0	2	2	8	-4	0	0	0
Cristobal Huet	52	0	2	2	0	E	0	0	0
Washington	13	0	1	1	0	E	0	0	0
Olie Kolzig	54	0	2	2	8	E	0	0	0
*Sami Lepisto	7	0	1	1	12	-1	0	0	0
Brent Johnson	19	0	0	0	0	E	0	0	0
*Chris Bourque	4	0	0	0	2	E	0	0	0

Goaltender	GP	MIN	GA	SO	EN	GAA	W-L-OT
Olie Kolzig	54	3,154	153	1	3	2.91	25-21-6
Cristobal Huet	52	3,049	118	4	5	2.32	32-14-6
Washington	13	771	21	2	1	1.63	11-2-0
Brent Johnson	19	1,032	46	0	3	2.67	7-8-2

\* Indicates rookie

Date	Opponent	Result	Record	Pts
10/5	@ Atlanta	W 3-1	1-0-0	2
10/6	Carolina	W 2-0	2-0-0	4
10/8	@ NY Islanders	W 2-1	3-0-0	6
10/12	@ NY Rangers	L 1-3	3-1-0	6
10/13	@ Buffalo	L 3-7	3-2-0	6
10/18	NY Islanders	L 2-5	3-3-0	6
10/20	Pittsburgh	L 1-2	3-4-0	6
10/24	Tampa Bay	W 5-3	4-4-0	8
10/26	Vancouver	L 2-3	4-5-0	8
10/27	@ St. Louis	L 3-4	4-6-0	8
10/29	@ Toronto	W 7-1	5-6-0	10
11/1	@ NY Rangers	L 0-2	5-7-0	10
11/2	Philadelphia	L 2-3	5-8-0	10
11/5	@ Carolina	L 0-5	5-9-0	10
11/6	@ Atlanta	OT 1-2*	5-9-1	11
11/8	@ Ottawa	W 4-1	6-9-1	13
11/10	Tampa Bay	L 2-5	6-10-1	13
11/15	@ Florida	L 1-2	6-11-1	13
11/16	@ Tampa Bay	L 2-5	6-12-1	13
11/19	Florida	L 3-4	6-13-1	13
11/21	Atlanta	L 1-5	6-14-1	13
11/23	@ Philadelphia	W 4-3*	7-14-1	15
11/24	Carolina	W 5-2	8-14-1	17
11/26	Buffalo	L 1-3	8-15-1	17
11/28	Florida	OT 1-2**	8-15-2	18
11/30	@ Carolina	L 3-4	8-16-2	18
12/1	@ Florida	W 2-1	9-16-2	20
12/7	@ New Jersey	L 2-3	9-17-2	20
12/8	Atlanta	W 6-3	10-17-2	22
12/10	New Jersey	W 3-2	11-17-2	24
12/12	NY Rangers	W 5-4*	12-17-2	26
12/14	Buffalo	L 3-5	12-18-2	26
12/15	@ Tampa Bay	W 3-2	13-18-2	28
12/17	@ Detroit	OT 3-4**	13-18-3	29
12/20	Montreal	L 2-5	13-19-3	29
12/22	@ NY Islanders	OT 2-3*	13-19-4	30
12/26	Tampa Bay	W 3-2	14-19-4	32
12/27	@ Pittsburgh	OT 3-4*	14-19-5	33
12/29	@ Ottawa	W 8-6	15-19-5	35
1/1	Ottawa	W 6-3	16-19-5	37
1/3	@ Boston	L 0-2	16-20-5	37
1/5	@ Montreal	W 5-4*	17-20-5	39
1/9	Colorado	W 2-1	18-20-5	41
1/13	Philadelphia	L 4-6	18-21-5	41
1/15	Ottawa	W 4-2	19-21-5	43
1/17	Edmonton	W 5-4**	20-21-5	45
1/19	Florida	W 5-3	21-21-5	47
1/21	@ Pittsburgh	W 6-5**	22-21-5	49
1/23	@ Toronto	L 2-3	22-22-5	49
1/24	Toronto	W 2-1	23-22-5	51
1/29	@ Montreal	L 0-4	23-23-5	51
1/31	Montreal	W 5-4*	24-23-5	53
2/2	Atlanta	L 0-2	24-24-5	53
2/5	@ Columbus	W 4-3*	25-24-5	55
2/6	@ Philadelphia	W 4-3	26-24-5	57
2/8	Carolina	L 1-2	26-25-5	57
2/10	NY Rangers	W 3-2*	27-25-5	59
2/13	@ Atlanta	OT 2-3**	27-25-6	60
2/15	@ Florida	L 2-4	27-26-6	60
2/16	@ Tampa Bay	W 3-2	28-26-6	62
2/20	NY Islanders	OT 2-3**	28-26-7	63
2/23	@ Carolina	L 3-6	28-27-7	63
2/24	New Jersey	OT 1-2*	28-27-8	64
2/26	Minnesota	W 4-1	29-27-8	66
2/29	@ New Jersey	W 4-0	30-27-8	68
3/1	Toronto	L 2-3	30-28-8	68
3/3	Boston	W 10-2	31-28-8	70
3/5	@ Buffalo	W 3-1	32-28-8	72
3/8	@ Boston	L 1-2	32-29-8	72
3/9	Pittsburgh	L 2-4	32-30-8	72
3/12	Calgary	W 3-2	33-30-8	74
3/14	Atlanta	W 4-1	34-30-8	76
3/16	Boston	W 2-1**	35-30-8	78
3/18	@ Nashville	W 4-2	36-30-8	80
3/19	@ Chicago	L 0-5	36-31-8	80
3/21	@ Atlanta	W 5-3	37-31-8	82
3/25	@ Carolina	W 3-2**	38-31-8	84
3/27	@ Tampa Bay	W 4-3*	39-31-8	86
3/29	@ Florida	W 3-0	40-31-8	88
4/1	Carolina	W 4-1	41-31-8	90
4/3	Tampa Bay	W 4-1	42-31-8	92
4/5	Florida	W 3-1	43-31-8	94

\* Denotes overtime game

\*\* Denotes shootout





# 2006-07

# 28-40-14, 70 points

	W	L	OT	PTS
Home	17	17	7	41
Away	11	23	7	29
1st Half	17	17	7	41
2nd Half	11	23	7	29
October	4	3	4	12
November	6	6	2	14
December	6	7	1	13
January	5	7	0	10
February	3	6	4	10
March	2	10	3	7
April	2	1	0	4

**Head Coach**  
Glen Hanlon



**CHRIS CLARK**

Player	GP	G	A	PTS	PIM	+/-	PP	SH	GW
Alex Ovechkin	82	46	46	92	52	-19	16	0	8
Alexander Semin	77	38	35	73	90	-7	17	0	6
Chris Clark	74	30	24	54	66	-10	9	4	2
Matt Pettinger	64	16	16	32	22	-13	4	3	2
Boyd Gordon	71	7	22	29	14	10	0	2	0
Brian Pothier	72	3	25	28	44	-11	2	0	0
Kris Beech	64	8	18	26	46	-11	3	0	0
Ben Clymer	66	7	13	20	44	-17	0	0	0
*Jiri Novotny	68	6	13	19	28	-4	0	0	0
Washington	18	0	6	6	2	-2	0	0	0
Brooks Laich	73	8	10	18	29	-2	2	3	0
Brian Sutherby	69	7	10	17	78	-9	1	0	0
Steve Eminger	68	1	16	17	63	-14	0	0	0
Matt Bradley	57	4	9	13	47	-5	0	0	0
Donald Brashear	77	4	9	13	156	1	0	0	0
Shaone Morrisonn	78	3	10	13	106	3	0	0	0
Milan Jurcina	70	4	8	12	44	E	0	0	1
Washington	30	2	7	9	24	5	0	0	0
*Mike Green	70	2	10	12	36	-10	0	0	0
*Jakub Klepis	41	3	7	10	28	-2	0	0	0
*Tomas Fleischmann	29	4	4	8	8	-6	1	0	1
Bryan Muir	26	3	4	7	42	3	0	0	1
John Erskine	29	1	6	7	69	-13	0	0	0
*Alexandre Giroux	9	2	2	4	2	-4	0	0	0
*Eric Fehr	14	2	1	3	8	3	0	0	1
Olie Kolzig	54	0	3	3	10	E	0	0	0
*Jeff Schultz	38	0	3	3	16	5	0	0	0
Brent Johnson	30	0	1	1	4	E	0	0	0
*David Steckel	5	0	0	0	2	-2	0	0	0
Frederic Cassivi	4	0	0	0	0	E	0	0	0
*Jamie Hunt	1	0	0	0	0	-1	0	0	0

Goaltender	GP	MIN	GA	SO	EN	GAA	W-L-OT
Olie Kolzig	54	3,184	159	1	7	3.00	22-24-6
Brent Johnson	30	1,644	99	0	4	3.61	6-15-7
Frederic Cassivi	4	139	6	0	0	2.59	0-1-1

\* Indicates rookie

Date	Opponent	Result	Record	Pts
10/5	@ NY Rangers	L 2-5	0-1-0	0
10/7	Carolina	W 5-2	1-1-0	2
10/12	@ Minnesota	OT 2-3**	1-1-1	3
10/14	Atlanta	OT 3-4*	1-1-2	4
10/18	Florida	W 5-2	2-1-2	6
10/19	@ Atlanta	OT 3-4**	2-1-3	7
10/21	Tampa Bay	L 4-6	2-2-3	7
10/25	@ Colorado	W 5-3	3-2-3	9
10/27	@ Vancouver	OT 2-3**	3-2-4	10
10/28	@ Edmonton	L 0-4	3-3-4	10
10/30	@ Calgary	W 4-2	4-3-4	12
11/3	Atlanta	L 3-4	4-4-4	12
11/4	@ Philadelphia	W 5-3	5-4-4	14
11/6	Ottawa	W 4-3*	6-4-4	16
11/9	@ Carolina	L 0-5	6-5-4	16
11/11	NY Rangers	W 3-1	7-5-4	18
11/13	@ Florida	W 4-1	8-5-4	20
11/15	Boston	OT 2-3**	8-5-5	21
11/17	Carolina	L 1-4	8-6-5	21
11/18	@ Boston	OT 2-3*	8-6-6	22
11/22	Atlanta	L 2-4	8-7-6	22
11/24	Toronto	L 1-7	8-8-6	22
11/25	@ NY Islanders	L 1-4	8-9-6	22
11/28	@ Tampa Bay	W 5-2	9-9-6	24
11/30	Dallas	W 4-3	10-9-6	26
12/2	Buffalo	W 7-4	11-9-6	28
12/6	Ottawa	W 6-2	12-9-6	30
12/8	Anaheim	L 1-6	12-10-6	30
12/9	@ Philadelphia	W 5-3	13-10-6	32
12/11	Pittsburgh	OT 4-5**	13-10-7	33
12/15	@ Atlanta	W 3-2*	14-10-7	35
12/16	Philadelphia	W 4-1	15-10-7	37
12/19	Tampa Bay	L 4-5	15-11-7	37
12/22	New Jersey	L 1-4	15-12-7	37
12/23	@ Toronto	W 3-2	16-12-7	39
12/26	@ Buffalo	L 3-6	16-13-7	39
12/27	Montreal	L 1-4	16-14-7	39
12/29	@ New Jersey	L 3-4	16-15-7	39
12/30	@ NY Rangers	L 1-4	16-16-7	39
1/1	Phoenix	L 2-3	16-17-7	39
1/4	Montreal	W 5-1	17-17-7	41
1/6	Atlanta	W 3-2*	18-17-7	43
1/9	Philadelphia	W 6-2	19-17-7	45
1/11	@ Tampa Bay	L 4-5	19-18-7	45
1/13	@ Florida	L 3-7	19-19-7	45
1/16	@ Ottawa	L 2-5	19-20-7	45
1/18	@ Carolina	W 5-2	20-20-7	47
1/20	Florida	L 1-4	20-21-7	47
1/26	@ Carolina	L 2-6	20-22-7	47
1/27	Carolina	W 7-3	21-22-7	49
1/30	@ Ottawa	L 2-3	21-23-7	49
2/1	@ Florida	L 3-6	21-24-7	49
2/3	@ Pittsburgh	L 0-2	21-25-7	49
2/4	NY Islanders	W 2-1**	22-25-7	51
2/6	Boston	OT 2-3**	22-25-8	52
2/8	Los Angeles	W 4-3*	23-25-8	54
2/10	NY Rangers	L 2-5	23-26-8	54
2/15	@ Tampa Bay	OT 2-3**	23-26-9	55
2/18	@ Pittsburgh	L 2-3	23-27-9	55
2/20	@ Montreal	L 3-5	23-28-9	55
2/21	San Jose	OT 2-3**	23-28-10	56
2/24	@ New Jersey	W 4-2	24-28-10	58
2/25	New Jersey	L 2-3	24-29-10	58
2/27	Florida	OT 5-6**	24-29-11	59
3/1	Tampa Bay	OT 4-5**	24-29-12	60
3/3	NY Islanders	L 2-5	24-30-12	60
3/6	@ Toronto	L 0-3	24-31-12	60
3/9	Carolina	L 0-3	24-32-12	60
3/10	@ NY Islanders	L 2-5	24-33-12	60
3/12	@ Atlanta	L 2-4	24-34-12	60
3/15	@ Boston	OT 3-4**	24-34-13	61
3/16	Toronto	W 5-1	25-34-13	63
3/18	Tampa Bay	W 7-1	26-34-13	65
3/21	@ Buffalo	L 2-5	26-35-13	65
3/22	@ Carolina	L 3-4	26-36-13	65
3/24	@ Montreal	L 1-4	26-37-13	65
3/27	Pittsburgh	L 3-4	26-38-13	65
3/30	@ Florida	OT 2-3*	26-38-14	66
3/31	@ Tampa Bay	L 2-5	26-39-14	66
4/3	Florida	W 1-0	27-39-14	68
4/4	@ Atlanta	W 3-2	28-39-14	70
4/7	Buffalo	L 0-2	28-40-14	70

\* Denotes overtime game

\*\* Denotes shootout



# 2005-06

# 29-41-12, 70 points

	W	L	OT	PTS
Home	16	18	7	39
Away	13	23	5	31
1st Half	13	23	5	31
2nd Half	16	18	7	39
October	4	7	0	8
November	4	7	2	10
December	5	6	1	11
January	5	8	2	12
February	2	4	0	4
March	4	6	5	13
April	5	3	2	12

**Head Coach**  
Glen Hanlon



ALEX OVECHKIN

Player	GP	G	A	PTS	PIM	+/-	PP	SH	GW
*Alex Ovechkin	81	52	54	106	52	2	21	3	5
Dainius Zubrus	71	23	34	57	84	3	13	0	5
Jeff Halpern	70	11	33	44	79	-8	6	0	1
Brian Willsie	82	19	22	41	77	-19	8	1	2
Chris Clark	78	20	19	39	110	9	1	3	0
Matt Pettinger	71	20	18	38	39	-2	4	5	2
Ben Clymer	77	16	17	33	72	-7	3	0	3
Brian Sutherby	76	14	16	30	73	-17	0	2	0
Jamie Heward	71	7	21	28	54	-5	4	0	2
Bryan Muir	72	8	18	26	72	-9	4	0	0
*Brooks Laich	73	7	14	21	26	-9	1	0	1
Matt Bradley	74	7	12	19	72	-8	0	0	1
Steve Eminger	66	5	13	18	81	-12	1	0	0
Shaone Morrisonn	80	1	13	14	91	7	0	0	0
Mathieu Biron	52	4	9	13	50	-11	3	0	0
Andrew Cassels	31	4	8	12	14	-3	2	0	0
Ivan Majesky	57	1	8	9	66	-2	0	1	0
Rico Fata	47	3	4	7	22	-4	1	0	0
Washington	21	3	3	6	8	3	1	0	0
*Nolan Yonkman	38	0	7	7	86	1	0	0	0
Petr Sykora	10	2	2	4	6	E	0	0	0
*Jakub Klepis	25	1	3	4	8	-11	0	0	0
Kris Beech	10	1	2	3	4	1	0	0	0
Washington	5	0	0	0	4	E	0	0	0
*Mike Green	22	1	2	3	18	-8	0	0	0
Olie Kolzig	59	0	3	3	14	E	0	0	0
*Tomas Fleischmann	14	0	2	2	0	-7	0	0	0
Boyd Kane	5	0	1	1	2	1	0	0	0
Boyd Gordon	25	0	1	1	4	-4	0	0	0
Frederic Cassivi	1	0	0	0	0	E	0	0	0
*Jonas Johansson	1	0	0	0	2	E	0	0	0
*Joey Tenute	1	0	0	0	0	E	0	0	0
Doug Doull	2	0	0	0	19	-1	0	0	0
*Louis Robitaille	2	0	0	0	5	-1	0	0	0
Graham Mink	3	0	0	0	0	E	0	0	0
*David Steckel	7	0	0	0	0	1	0	0	0
Colin Forbes	9	0	0	0	2	-2	0	0	0
*Eric Fehr	11	0	0	0	2	E	0	0	0
Brent Johnson	26	0	0	0	14	E	0	0	0

Goaltender	GP	MIN	GA	SO	EN	GAA	W-L-OT
Olie Kolzig	59	3,506	206	0	8	3.53	20-28-11
Brent Johnson	26	1,413	81	1	1	3.44	9-12-1
Frederic Cassivi	1	59	4	0	0	4.07	0-1-0

\* Indicates rookie

Date	Opponent	Result	Record	Pts
10/5	Columbus	W 3-2	1-0-0	2
10/7	Atlanta	L 3-7	1-1-0	2
10/8	@ Atlanta	L 1-8	1-2-0	2
10/10	NY Rangers	W 3-2	2-2-0	4
10/12	@ Carolina	L 2-7	2-3-0	4
10/13	NY Islanders	L 3-5	2-4-0	4
10/16	Tampa Bay	W 3-2**	3-4-0	6
10/20	@ Florida	L 2-3	3-5-0	6
10/22	Carolina	L 0-4	3-6-0	6
10/26 #	@ Buffalo	W 3-2	4-6-0	8
10/28	@ Tampa Bay	L 2-4	4-7-0	8
11/3	@ Philadelphia	L 1-8	4-8-0	8
11/4	Atlanta	W 3-2**	5-8-0	10
11/6	Toronto	W 5-4	6-8-0	12
11/8	@ Toronto	L 4-6	6-9-0	12
11/11	New Jersey	L 3-4	6-10-0	12
11/12	@ New Jersey	L 2-3	6-11-0	12
11/15	Tampa Bay	W 4-3**	7-11-0	14
11/17	@ Buffalo	L 5-8	7-12-0	14
11/19	@ Montreal	W 5-1	8-12-0	16
11/22	@ Pittsburgh	L 4-5	8-13-0	16
11/23	Tampa Bay	OT 3-4**	8-13-1	17
11/26	@ NY Rangers	OT 2-3**	8-13-2	18
11/27	Buffalo	L 2-3	8-14-2	18
12/1 *	@ Florida	L 2-3	8-15-2	18
12/3	NY Rangers	W 5-1	9-15-2	20
12/7	Nashville	L 2-5	9-16-2	20
12/9	Detroit	L 3-4	9-17-2	20
12/14	@ Los Angeles	W 3-2	10-17-2	22
12/16	@ San Jose	L 1-4	10-18-2	22
12/18	Florida	L 2-3	10-19-2	22
12/22	@ Atlanta	W 6-5**	11-19-2	24
12/23	Montreal	W 4-2	12-19-2	26
12/27	Boston	OT 3-4*	12-19-3	27
12/28	@ New Jersey	L 2-7	12-20-3	27
12/31	Philadelphia	W 4-3**	13-20-3	29
1/1	Atlanta	L 2-5	13-21-3	29
1/4	Ottawa	L 1-3	13-22-3	29
1/6	Philadelphia	L 1-3	13-23-3	29
1/8	Florida	OT 3-4**	13-23-4	30
1/10	Chicago	OT 3-4*	13-23-5	31
1/12	@ Dallas	L 1-4	13-24-5	31
1/13	@ Anaheim	W 3-2*	14-24-5	33
1/16	@ Phoenix	W 6-1	15-24-5	35
1/19	St. Louis	W 5-4**	16-24-5	37
1/21	Carolina	W 5-2	17-24-5	39
1/23	Boston	L 2-3	17-25-5	39
1/25	@ Pittsburgh	L 1-8	17-26-5	39
1/26	@ Boston	L 2-3	17-27-5	39
1/29	Tampa Bay	W 2-1	18-27-5	41
1/31	@ NY Islanders	L 3-5	18-28-5	41
2/3	Toronto	W 4-1	19-28-5	43
2/4	@ Tampa Bay	L 0-5	19-29-5	43
2/7	Florida	L 0-5	19-30-5	43
2/10	@ Philadelphia	L 4-5	19-31-5	43
2/11	Pittsburgh	L 3-6	19-32-5	43
2/28	@ Toronto	W 5-3	20-32-5	45
3/2	@ Ottawa	L 1-7	20-33-5	45
3/4	@ Atlanta	OT 2-3*	20-33-6	46
3/6	NY Islanders	W 5-2	21-33-6	48
3/8	Pittsburgh	W 6-3	22-33-6	50
3/10	New Jersey	OT 3-4**	22-33-7	51
3/12	Ottawa	L 2-5	22-34-7	51
3/14	Buffalo	L 4-6	22-35-7	51
3/16	@ NY Rangers	L 4-5	22-36-7	51
3/18	Florida	OT 3-4**	22-36-8	52
3/20	Montreal	L 2-4	22-37-8	52
3/22	@ Florida	L 2-3	22-38-8	52
3/23	@ Tampa Bay	OT 3-4*	22-38-9	53
3/25	@ Carolina	W 3-1	23-38-9	55
3/29	@ Carolina	W 5-1	24-38-9	57
3/30	@ Montreal	OT 2-3*	24-38-10	58
4/1	@ Ottawa	W 1-0	25-38-10	60
4/3	@ Carolina	OT 5-6*	25-38-11	61
4/5	Carolina	OT 3-4**	25-38-12	62
4/7	Carolina	L 3-4	25-39-12	62
4/8	@ NY Islanders	L 0-5	25-40-12	62
4/10	@ Boston	W 2-1*	26-40-12	64
4/13	@ Atlanta	L 3-5	26-41-12	64
4/15	@ Florida	W 2-1**	27-41-12	66
4/17	Atlanta	W 6-4	28-41-12	68
4/18	@ Tampa Bay	W 4-1	29-41-12	70

# Rochester, N.Y.

\* Postponed from Oct. 29 due to hurricane

\* Denotes overtime game

\*\* Denotes shootout



# 2003-04

# 23-46-10-3, 59 points

	W	L	T	OTL	PTS
Home	13	20	6	2	34
Away	10	26	4	1	25
1st Half	11	25	4	1	27
2nd Half	12	21	6	2	32
October	2	7	1	0	5
November	5	8	0	1	11
December	4	8	2	0	10
January	5	7	2	1	13
February	4	5	3	0	11
March	3	10	1	0	7
April	0	1	1	1	2

## Head Coach

Bruce Cassidy 8-18-1-1

Glen Hanlon (Dec. 10) 15-28-9-2



JEFF HALPERN

Player	GP	G	A	PTS	PIM	+/-	PP	SH	GW
Jeff Halpern	79	19	27	46	56	-21	7	0	2
Kip Miller	66	9	22	31	8	-10	6	0	2
Dainius Zubrus	54	12	15	27	38	-16	6	1	2
*Alexander Semin	52	10	12	22	36	-2	4	0	2
Brian Willisie	49	10	5	15	18	-7	1	1	1
*Josef Boumedienne	37	2	12	14	30	-10	0	0	0
Matt Pettinger	71	7	5	12	37	-9	1	0	1
Joel Kwiatkowski	80	6	6	12	89	-28	2	0	0
Brendan Witt	72	2	10	12	23	-22	0	0	0
Trent Whitfield	44	6	5	11	14	-2	0	1	2
Bates Battaglia	70	4	7	11	42	-24	0	0	1
Washington	66	4	6	10	38	-23	0	0	1
Craig Johnson	64	2	9	11	28	-10	0	0	0
Washington	15	0	6	6	8	-6	0	0	0
Jason Doig	65	2	9	11	105	-12	0	0	0
*Shaone Morrisonn	33	1	7	8	10	10	0	0	0
Washington	3	0	0	0	0	E	0	0	0
*Boyd Gordon	41	1	5	6	8	-9	0	0	0
Rick Berry	65	0	6	6	108	-5	0	0	0
Stephen Peat	64	5	0	5	90	-10	0	0	0
J-Luc Grand-Pierre	56	3	2	5	52	-12	0	1	0
Washington	13	1	0	1	14	-2	0	0	0
Todd Rohloff	59	0	5	5	26	-17	0	0	0
Washington	35	0	3	3	18	-5	0	0	0
*Steve Eminger	41	0	4	4	45	-11	0	0	0
Brian Sutherby	30	2	0	2	28	-5	0	0	0
Ivan Ciernik	7	1	1	2	0	1	0	0	0
Brad Norton	36	0	2	2	94	-5	0	0	0
Washington	16	0	1	1	17	-4	0	0	0
Darcy Verot	37	0	2	2	35	-6	0	0	0
John Gruden	11	1	0	1	6	-1	0	0	1
*Owen Fussey	4	0	1	1	0	-1	0	0	0
*Brooks Laich	5	0	1	1	2	-1	0	0	0
Washington	4	0	1	1	0	-1	0	0	0
Dwayne Zinger	7	0	1	1	9	2	0	0	0
*Roman Tvrdo	9	0	1	1	2	-3	0	0	0
*Nolan Yonkman	1	0	0	0	0	E	0	0	0
Mel Angelstad	2	0	0	0	2	E	0	0	0
Colin Forbes	2	0	0	0	0	E	0	0	0
*Andrej Podkonicky	2	0	0	0	0	-1	0	0	0
J-F Fortin	2	0	0	0	0	E	0	0	0
*Graham Mink	2	0	0	0	2	-1	0	0	0
*Jakub Cutta	3	0	0	0	0	-1	0	0	0
*Garret Stroshein	3	0	0	0	14	-1	0	0	0
*Chris Hajt	5	0	0	0	2	E	0	0	0

## Goaltender

Player	GP	MIN	GA	SO	EN	GAA	W-L-T
Olie Kolzig	63	3,738	180	2	7	2.89	19-35-9
*Matt Yeats	5	258	13	0	0	3.02	1-3-0
*Maxime Ouellet	6	365	19	1	0	3.12	2-3-1
*Rastislav Stana	6	211	11	0	0	3.13	1-2-0
Sebastien Charpentier	7	369	21	0	2	3.41	0-6-0

\* Indicates rookie

Date	Opponent	Result	Record	Pts
10/9	NY Islanders	W 6-1	1-0-0-0	2
10/11	Atlanta	L 3-4	1-1-0-0	2
10/13	@ Toronto	T 2-2*	1-1-1-0	3
10/14	@ Montreal	L 1-5	1-2-1-0	3
10/17	@ Dallas	L 2-4	1-3-1-0	3
10/18	@ St. Louis	L 1-4	1-4-1-0	3
10/23	@ Ottawa	L 1-5	1-5-1-0	3
10/25	@ Toronto	L 1-4	1-6-1-0	3
10/29	Anaheim	L 2-4	1-7-1-0	3
10/31	Atlanta	W 2-1	2-7-1-0	5
11/1	@ Minnesota	L 1-2	2-8-1-0	5
11/4	@ Tampa Bay	W 5-1	3-8-1-0	7
11/6	@ Philadelphia	L 2-4	3-9-1-0	7
11/8	San Jose	L 2-3	3-10-1-0	7
11/10	Los Angeles	L 2-3	3-11-1-0	7
11/12	Carolina	W 7-1	4-11-1-0	9
11/14	Tampa Bay	L 2-5	4-12-1-0	9
11/15	@ Carolina	W 2-1	5-12-1-0	11
11/20	@ Boston	L 2-3	5-13-1-0	11
11/22	Florida	OTL 2-3*	5-13-1-1	12
11/24	@ Detroit	W 4-1	6-13-1-1	14
11/26	@ Buffalo	L 2-5	6-14-1-1	14
11/28	Montreal	L 3-5	6-15-1-1	14
11/29	@ Columbus	W 5-3	7-15-1-1	16
12/2	@ NY Islanders	W 4-1	8-15-1-1	18
12/4	@ New Jersey	L 0-3	8-16-1-1	18
12/6	@ Los Angeles	L 3-7	8-17-1-1	18
12/8	@ Colorado	L 1-4	8-18-1-1	18
12/11	Boston	W 6-5	9-18-1-1	20
12/13	Detroit	L 1-5	9-19-1-1	20
12/16	@ Atlanta	W 5-0	10-19-1-1	22
12/17	@ Florida	T 2-2*	10-19-2-1	23
12/19	Toronto	T 2-2*	10-19-3-1	24
12/21	NY Islanders	L 4-5	10-20-3-1	24
12/23	Montreal	W 3-2	11-20-3-1	26
12/27	Buffalo	L 1-3	11-21-3-1	26
12/29	Boston	L 1-3	11-22-3-1	26
12/31	@ Buffalo	L 1-7	11-23-3-1	26
1/1	New Jersey	T 2-2*	11-23-4-1	27
1/3	@ Ottawa	L 2-5	11-24-4-1	27
1/4	@ Montreal	L 1-4	11-25-4-1	27
1/7	Phoenix	L 0-3	11-26-4-1	27
1/9	Carolina	W 4-1	12-26-4-1	29
1/11	Edmonton	W 1-0	13-26-4-1	31
1/14	Calgary	T 3-3*	13-26-5-1	32
1/17	@ New Jersey	OTL 1-2*	13-26-5-2	33
1/18	Pittsburgh	W 4-3	14-26-5-2	35
1/21	Toronto	L 2-3	14-27-5-2	35
1/23	@ Florida	L 1-4	14-28-5-2	35
1/25	Philadelphia	L 1-4	14-29-5-2	35
1/28	@ NY Rangers	W 2-1	15-29-5-2	37
1/29	@ Carolina	W 5-3	16-29-5-2	39
1/31	Vancouver	L 1-6	16-30-5-2	39
2/3	Tampa Bay	W 2-1	17-30-5-2	41
2/4	@ Philadelphia	L 1-5	17-31-5-2	41
2/12	@ Carolina	T 3-3*	17-31-6-2	42
2/13	@ Nashville	L 2-5	17-32-6-2	42
2/15	@ Chicago	W 4-0	18-32-6-2	44
2/17	Ottawa	T 1-1*	18-32-7-2	45
2/19	New Jersey	W 3-1	19-32-7-2	47
2/21	Florida	T 2-2*	19-32-8-2	48
2/23	Tampa Bay	L 3-6	19-33-8-2	48
2/25	Carolina	L 1-2	19-34-8-2	48
2/27	@ Florida	W 4-1	20-34-8-2	50
2/28	@ Tampa Bay	L 2-4	20-35-8-2	50
3/2	Florida	L 0-1	20-36-8-2	50
3/5	@ NY Rangers	L 2-3	20-37-8-2	50
3/6	Philadelphia	W 2-1	21-37-8-2	52
3/8	Ottawa	L 1-4	21-38-8-2	52
3/10	Buffalo	L 0-6	21-39-8-2	52
3/12	Chicago	L 3-4	21-40-8-2	52
3/13	@ Atlanta	L 2-5	21-41-8-2	52
3/16	@ Pittsburgh	L 1-4	21-42-8-2	52
3/18	NY Rangers	W 4-3*	22-42-8-2	54
3/20	Atlanta	T 2-2*	22-42-9-2	55
3/23	@ NY Islanders	L 0-3	22-43-9-2	55
3/24	@ Atlanta	L 2-3	22-44-9-2	55
3/27	@ Tampa Bay	L 1-4	22-45-9-2	55
3/30	Pittsburgh	W 4-2	23-45-9-2	57
4/1	@ Boston	T 3-3*	23-45-10-2	58
4/3	NY Rangers	OTL 2-3*	23-45-10-3	59
4/4	@ Pittsburgh	L 3-4	23-46-10-3	59

\* Denotes overtime game





# 2002-03

# 39-29-8-6, 92 points

	W	L	T	OTL	PTS
Home	24	13	2	2	52
Away	15	16	6	4	40
1st Half	18	16	5	2	43
2nd Half	21	13	3	4	49
October	4	5	1	0	9
November	6	7	1	0	13
December	8	4	1	1	18
January	6	3	4	2	18
February	6	6	0	0	12
March	7	3	1	3	18
April	2	1	0	0	4

**Head Coach**  
Bruce Cassidy



**OLIE KOLZIG**

Player	GP	G	A	PTS	PIM	+/-	PP	SH	GW
Jaromir Jagr	75	36	41	77	38	5	13	2	9
Robert Lang	82	22	47	69	22	12	10	0	2
Sergei Gonchar	82	18	49	67	52	13	7	0	2
Michael Nylander	80	17	43	60	40	3	7	0	2
Washington	71	17	39	56	36	3	7	0	2
Peter Bondra	76	30	26	56	52	-3	9	2	4
Kip Miller	72	12	38	50	18	-1	3	0	4
Sergei Berezin	75	23	17	40	12	7	5	0	2
Washington	9	5	4	9	4	10	0	0	2
Dainus Zubrus	63	13	22	35	43	15	2	0	0
Jeff Halpern	82	13	21	34	88	6	1	2	2
Mike Grier	82	15	17	32	36	-14	2	2	2
Steve Konowalchuk	77	15	15	30	71	3	2	0	3
Ivan Ciernik	47	8	10	18	24	6	0	0	2
Ken Klee	70	1	16	17	89	22	0	0	0
Calle Johansson	82	3	12	15	22	9	1	0	0
Brendan Witt	69	2	9	11	106	12	0	0	0
*Brian Sutherby	72	2	9	11	93	7	0	0	0
Jason Doig	55	3	5	8	108	-3	0	0	1
Glen Metropolit	23	2	3	5	6	4	0	0	1
Andreas Salomonsson	32	1	4	5	14	-1	0	0	0
Josh Green	45	1	4	5	21	-3	0	0	0
Washington	21	1	2	3	7	1	0	0	0
*Joel Kwiatkowski	54	0	5	5	18	3	0	0	0
Washington	34	0	3	3	12	1	0	0	0
Rick Berry	43	2	1	3	87	-3	0	0	1
Trent Whitfield	14	1	1	2	6	1	0	0	1
Steve Eminger	17	0	2	2	24	-3	0	0	0
*Josef Boumedienne	6	1	0	1	0	-1	0	0	1
Stephen Peat	27	1	0	1	57	-3	0	0	0
Sylvain Cote	1	0	0	0	4	E	0	0	0
Colin Forbes	5	0	0	0	0	-2	0	0	0
*Alex Henry	41	0	0	0	80	-5	0	0	0
Washington	38	0	0	0	80	-4	0	0	0
Mike Farrell	4	0	0	0	2	1	0	0	0
Matt Pettinger	1	0	0	0	0	E	0	0	0

Goaltender	GP	MIN	GA	SO	EN	GAA	W-L-T
Olie Kolzig	66	3894	156	4	5	2.40	33-25-6
*Sebastien Charpentier	17	859	40	0	2	2.79	5-7-1
Craig Billington	5	217	17	0	0	4.70	1-3-1

\* Indicates rookie

Date	Opponent	Result	Record	Pts
10/11	Nashville	W 5-4	1-0-0-0	2
10/12	@ NY Islanders	W 2-1	2-0-0-0	4
10/17	@ Carolina	W 2-1	3-0-0-0	6
10/19	@ Philadelphia	L 1-3	3-1-0-0	6
10/20	@ Dallas	L 2-5	3-2-0-0	6
10/23	@ NY Rangers	W 2-1	4-2-0-0	8
10/25	@ Tampa Bay	L 2-3	4-3-0-0	8
10/26	@ Florida	T 1-1*	4-3-1-0	9
10/28	@ Pittsburgh	L 2-3	4-4-1-0	9
10/30	Boston	L 2-7	4-5-1-0	9
11/1	Tampa Bay	W 3-2	5-5-1-0	11
11/2	@ Philadelphia	L 1-2	5-6-1-0	11
11/5	@ Columbus	W 4-3*	6-6-1-0	13
11/7	Florida	W 2-1*	7-6-1-0	15
11/9	Philadelphia	W 4-1	8-6-1-0	17
11/13	Dallas	L 1-6	8-7-1-0	17
11/15	@ Chicago	T 2-2*	8-7-2-0	18
11/16	@ Minnesota	L 0-1	8-8-2-0	18
11/19	San Jose	L 2-3	8-9-2-0	18
11/21	Minnesota	L 3-4	8-10-2-0	18
11/23	Atlanta	W 6-3	9-10-2-0	20
11/26	@ Toronto	L 4-5	9-11-2-0	20
11/27	Calgary	W 4-2	10-11-2-0	22
11/29	Ottawa	L 2-6	10-12-2-0	22
12/1	@ Atlanta	L 4-5	10-13-2-0	22
12/3	@ Pittsburgh	W 4-1	11-13-2-0	24
12/6	Atlanta	W 7-6*	12-13-2-0	26
12/7	@ Buffalo	L 3-4	12-14-2-0	26
12/11	@ Anaheim	L 0-3	12-15-2-0	26
12/13	@ Phoenix	W 4-3	13-15-2-0	28
12/14	@ San Jose	L 0-2	13-16-2-0	28
12/16	@ Colorado	T 2-2*	13-16-3-0	29
12/19	Boston	W 5-3	14-16-3-0	31
12/21	@ NY Islanders	W 3-1	15-16-3-0	33
12/23	Tampa Bay	W 3-0	16-16-3-0	35
12/27	New Jersey	W 3-2	17-16-3-0	37
12/28	@ New Jersey	OTL 1-2*	17-16-3-1	38
12/30	Buffalo	W 4-3	18-16-3-1	40
1/1	Phoenix	OTL 1-2*	18-16-3-2	41
1/3	Columbus	T 2-2*	18-16-4-2	42
1/4	@ NY Rangers	T 2-2*	18-16-5-2	43
1/10	@ Carolina	W 4-1	19-16-5-2	45
1/11	Florida	W 12-2	20-16-5-2	47
1/13	NY Islanders	W 4-3*	21-16-5-2	49
1/15	NY Rangers	OTL 1-2*	21-16-5-3	50
1/17	Toronto	L 1-4	21-17-5-3	50
1/18	@ Ottawa	L 2-5	21-18-5-3	50
1/20	@ Boston	T 3-3*	21-18-6-3	51
1/22	Carolina	W 5-3	22-18-6-3	53
1/25	@ Montreal	T 1-1*	22-18-7-3	54
1/26	NY Rangers	W 7-2	23-18-7-3	56
1/28	St. Louis	L 3-5	23-19-7-3	56
1/30	Pittsburgh	W 2-1	24-19-7-3	58
2/4	@ Tampa Bay	W 5-1	25-19-7-3	60
2/5	New Jersey	L 1-4	25-20-7-3	60
2/7	NY Islanders	W 3-0	26-20-7-3	62
2/9	Montreal	L 0-2	26-21-7-3	62
2/12	@ Atlanta	W 5-1	27-21-7-3	64
2/14	@ Carolina	L 1-3	27-22-7-3	64
2/15	@ Florida	W 2-1	28-22-7-3	66
2/17	@ Tampa Bay	L 1-3	28-23-7-3	66
2/20	Toronto	L 2-6	28-24-7-3	66
2/22	Detroit	L 1-5	28-25-7-3	66
2/24	Montreal	W 4-1	29-25-7-3	68
2/26	Buffalo	W 3-2	30-25-7-3	70
3/1	@ New Jersey	OTL 1-2*	30-25-7-4	71
3/2	Carolina	W 2-0	31-25-7-4	73
3/4	@ Buffalo	W 2-1	32-25-7-4	75
3/6	Atlanta	T 4-4*	32-25-8-4	76
3/8	@ Boston	OTL 4-5*	32-25-8-5	77
3/10	Philadelphia	W 2-1*	33-25-8-5	79
3/14	Los Angeles	L 1-3	33-26-8-5	79
3/16	Colorado	W 2-1	34-26-8-5	81
3/20	@ Calgary	W 4-1	35-26-8-5	83
3/22	@ Edmonton	L 3-5	35-27-8-5	83
3/23	@ Vancouver	L 0-6	35-28-8-5	83
3/25	@ Montreal	W 4-3*	36-28-8-5	85
3/28	@ Ottawa	W 3-2	37-28-8-5	87
3/29	@ Toronto	OTL 3-4*	37-28-8-6	88
4/1	Florida	W 3-0	38-29-8-6	90
4/3	Ottawa	L 1-5	38-29-8-6	90
4/5	Pittsburgh	W 5-3	39-29-8-6	92

\* Denotes overtime game



# 2001-02

# 36-33-11-2, 85 points

	W	L	T	OTL	PTS
Home	21	12	6	2	50
Away	15	21	5	0	35
1st Half	16	18	7	0	39
2nd Half	20	15	4	2	46
October	5	6	1	0	11
November	5	7	2	0	12
December	5	4	4	0	14
January	5	9	1	1	12
February	4	1	1	0	9
March	9	5	1	0	19
April	3	1	1	1	8

**Head Coach**  
Ron Wilson



**JAROMIR JAGR**

Player	GP	G	A	PTS	PIM	+/-	PP	SH	GW
Jaromir Jagr	69	31	48	79	30	E	10	0	3
Peter Bondra	77	39	31	70	80	17	17	1	8
Sergei Gonchar	76	26	33	59	58	-1	7	0	2
Ulf Dahlen	69	23	29	52	8	-5	7	0	4
Dainius Zubrus	71	17	26	43	38	5	4	0	3
Andrei Nikolishin	80	13	23	36	40	-1	1	0	0
Chris Simon	82	14	17	31	137	-8	1	0	1
Dmitri Khristich	61	9	12	21	12	2	3	0	2
Jeff Halpern	48	5	14	19	29	-9	0	0	4
Glen Metropolit	35	1	16	17	6	1	0	0	0
Washington	33	1	16	17	6	3	0	0	0
Ken Klee	68	8	8	16	38	4	2	0	3
Benoit Hogue	58	7	8	15	37	-5	0	0	1
Washington	9	0	1	1	4	2	0	0	0
Sylvain Cote	70	3	11	14	26	-15	1	0	2
Steve Konowalchuk	28	2	12	14	23	-2	0	0	0
Frantisek Kucera	56	1	13	14	12	7	0	0	0
*Matt Pettinger	61	7	3	10	44	-8	1	0	1
Brendan Witt	68	3	7	10	78	-1	0	0	0
Colin Forbes	38	5	3	8	15	-2	0	1	1
Joe Sacco	65	0	7	7	51	-13	0	0	0
Rob Zettler	49	1	4	5	56	3	0	0	0
*Stephen Peat	38	2	2	4	85	-1	0	0	0
*Ivan Ciernik	29	1	3	4	6	E	0	0	0
Washington	6	0	1	1	2	1	0	0	0
Jean-Francois Fortin	36	1	3	4	20	-1	0	0	0
Calle Johansson	11	2	0	2	8	-4	0	0	1
*Nolan Yonkman	11	1	0	1	4	3	0	0	0
Chris Ferraro	1	0	1	1	0	E	0	0	0
Peter Ferraro	4	0	1	1	0	-1	0	0	0
*Chris Corrinet	8	0	1	1	6	-4	0	0	0
Todd Rohloff	16	0	1	1	14	-2	0	0	0
Olie Kolzig	71	0	1	1	8	E	0	0	0
Patrick Boileau	2	0	0	0	2	-1	0	0	0
*Sebastien Charpentier	2	0	0	0	0	E	0	0	0
*Jakub Cutta	2	0	0	0	0	-3	0	0	0
Dean Melanson	4	0	0	0	4	1	0	0	0
*Brian Sutherby	7	0	0	0	2	-3	0	0	0
*Michael Farrell	8	0	0	0	0	-1	0	0	0
Craig Billington	17	0	0	0	0	E	0	0	0

Goaltender	GP	MIN	GA	SO	EN	GAA	W-L-T
Olie Kolzig	71	4,131	192	5	5	2.79	31-29-8
Craig Billington	17	710	36	0	2	3.04	4-5-3
*Sebastien Charpentier	2	122	5	0	0	2.46	1-1-0

\* Indicates rookie

Date	Opponent	Result	Record	Pts
10/6	New Jersey	W 6-1	1-0-0-0	2
10/8	@ Boston	L 0-4	1-1-0-0	2
10/10	@ NY Rangers	W 5-2	2-1-0-0	4
10/12	@ Anaheim	L 1-2	2-2-0-0	4
10/13	@ Phoenix	L 2-5	2-3-0-0	4
10/16	@ Los Angeles	W 3-2*	3-3-0-0	6
10/19	Montreal	W 4-1	4-3-0-0	8
10/20	@ Philadelphia	L 3-6	4-4-0-0	8
10/23	@ Tampa Bay	T 1-1*	4-4-1-0	9
10/24	@ Florida	W 4-3*	5-4-1-0	11
10/26	@ Atlanta	L 0-1	5-5-1-0	11
10/30	Philadelphia	L 0-3	5-6-1-0	11
11/2	Phoenix	T 2-2*	5-6-2-0	12
11/3	@ St. Louis	L 1-4	5-7-2-0	12
11/6	@ Toronto	L 2-4	5-8-2-0	12
11/8	Carolina	L 2-3	5-9-2-0	12
11/10	Atlanta	W 3-0	6-9-2-0	14
11/13	Ottawa	L 5-11	6-10-2-0	14
11/15	@ Philadelphia	L 0-5	6-11-2-0	14
11/17	Anaheim	W 4-1	7-11-2-0	16
11/21	Tampa Bay	W 3-2	8-11-2-0	18
11/23	NY Rangers	W 6-2	9-11-2-0	20
11/24	@ Montreal	L 3-5	9-12-2-0	20
11/27	@ NY Islanders	T 5-5*	9-12-3-0	21
11/28	Buffalo	L 2-5	9-13-3-0	21
11/30	Carolina	W 6-2	10-13-3-0	23
12/2	@ Carolina	W 4-3*	11-13-3-0	25
12/4	NY Rangers	W 5-2	12-13-3-0	27
12/6	@ Atlanta	T 3-3*	12-13-4-0	28
12/8	@ New Jersey	L 1-3	12-14-4-0	28
12/11	Pittsburgh	T 2-2*	12-14-5-0	29
12/13	Boston	W 2-1	13-14-5-0	31
12/15	Atlanta	W 5-2	14-14-5-0	33
12/19	@ Florida	L 2-5	14-15-5-0	33
12/21	@ Pittsburgh	L 3-4	14-16-5-0	33
12/22	Pittsburgh	T 4-4*	14-16-6-0	34
12/26	Philadelphia	L 1-4	14-17-6-0	34
12/28	@ Dallas	W 3-2*	15-17-6-0	36
12/30	Carolina	T 5-5*	15-17-7-0	37
1/1	NY Islanders	W 3-2	16-17-7-0	39
1/3	@ Ottawa	L 1-4	16-18-7-0	39
1/5	@ Boston	L 4-7	16-19-7-0	39
1/7	Florida	L 1-2	16-20-7-0	39
1/9	Columbus	W 6-3	17-20-7-0	41
1/11	Toronto	T 3-3*	17-20-8-0	42
1/12	@ Florida	W 1-0	18-20-8-0	44
1/14	Boston	W 1-0*	19-20-8-0	46
1/16	@ Montreal	L 0-2	19-21-8-0	46
1/18	@ Detroit	L 1-3	19-22-8-0	46
1/19	Vancouver	L 1-5	19-23-8-0	46
1/22	@ Atlanta	W 3-0	20-23-8-0	48
1/23	Montreal	L 3-5	20-24-8-0	48
1/26	@ NY Rangers	L 3-6	20-25-8-0	48
1/27	Buffalo	OTL 2-3*	20-25-8-1	49
1/30	St. Louis	L 1-4	20-26-8-1	49
2/6	Minnesota	W 2-1	21-26-8-1	51
2/8	@ Nashville	T 3-3*	21-26-9-1	52
2/9	@ Tampa Bay	W 4-2	22-26-9-1	54
2/11	Tampa Bay	W 3-1	23-26-9-1	56
2/26	Florida	W 4-3	24-26-9-1	58
2/28	San Jose	L 2-5	24-27-9-1	58
3/2	@ Ottawa	W 3-2*	25-27-9-1	60
3/4	Toronto	L 2-3	25-28-9-1	60
3/6	Calgary	W 3-2	26-28-9-1	62
3/8	@ Carolina	T 2-2*	26-28-10-1	63
3/10	Edmonton	W 4-2	27-28-10-1	65
3/12	Dallas	L 2-5	27-29-10-1	65
3/15	@ San Jose	L 4-5	27-30-10-1	65
3/16	@ Edmonton	L 1-4	27-31-10-1	65
3/19	@ Colorado	W 3-0	28-31-10-1	67
3/21	@ Toronto	W 4-3	29-31-10-1	69
3/23	@ Columbus	W 5-2	30-31-10-1	71
3/24	@ Pittsburgh	L 2-6	30-32-10-1	71
3/26	@ Buffalo	W 4-3	31-32-10-1	73
3/29	@ New Jersey	W 3-1	32-32-10-1	75
3/30	NY Islanders	W 4-2	33-32-10-1	77
4/3	Tampa Bay	W 4-1	34-32-10-1	79
4/5	Ottawa	T 0-0*	34-32-11-1	80
4/6	@ NY Islanders	L 4-5	34-33-11-1	80
4/9	Chicago	W 3-1	35-33-11-1	82
4/12	@ Buffalo	W 3-1	36-33-11-1	84
4/13	New Jersey	OTL 3-4*	36-33-11-2	85

\* Denotes overtime game



# 2000-01

# 41-27-10-4, 96 points

	W	L	T	OTL	PTS
Home	24	9	6	2	56
Away	17	18	4	2	40
1st Half	18	14	8	1	45
2nd Half	23	13	2	3	51
October	2	5	4	1	9
November	5	5	2	0	12
December	10	3	1	0	21
January	6	6	2	0	14
February	9	1	1	0	19
March	7	5	0	2	16
April	2	2	0	1	5

## Head Coach

Ron Wilson



STEVE KONOWALCHUK

Player	GP	G	A	PTS	PIM	+/–	PP	SH	GW
Adam Oates	81	13	69	82	28	-9	5	0	4
Peter Bondra	82	45	36	81	60	8	22	4	8
Sergei Gonchar	76	19	38	57	70	12	8	0	2
Ulf Dahlen	73	15	33	48	6	11	6	0	2
Steve Konowalchuk	82	24	23	47	87	8	6	0	5
Jeff Halpern	80	21	21	42	60	13	2	1	5
Dmitri Khristich	70	13	25	38	16	E	6	0	4
Washington	43	10	19	29	8	-8	4	0	4
Andrei Nikolishin	81	13	25	38	34	9	4	0	2
Trevor Linden	69	15	22	37	60	E	6	0	3
Washington	12	3	1	4	8	2	0	0	0
Calle Johansson	76	7	29	36	26	11	5	0	0
Richard Zednik	62	16	19	35	61	-2	4	0	3
Dainius Zubrus	61	13	13	26	37	-11	4	0	0
Washington	12	1	1	2	7	-4	1	0	0
Chris Simon	60	10	10	20	109	-12	4	0	2
Sylvain Cote	68	7	11	18	18	-3	1	1	1
Jan Bulis	39	5	13	18	26	E	1	0	0
Joe Sacco	69	7	7	14	48	4	0	0	0
Joe Reekie	74	2	9	11	77	14	0	0	1
Dmitri Mironov	36	3	5	8	6	-7	1	0	1
Jason Marshall	55	3	4	7	122	-13	2	1	1
Washington	5	0	0	0	17	-1	0	0	0
Brendan Witt	72	3	3	6	101	2	0	0	0
Ken Klee	54	2	4	6	60	-5	0	0	0
*Trent Whitfield	61	2	4	6	35	3	0	0	0
Glen Metropolit	15	1	5	6	10	-2	0	0	0
James Black	42	1	5	6	4	-3	0	0	0
Joe Murphy	14	1	5	6	20	-5	1	0	0
Matt Herr	22	2	3	5	17	3	0	0	1
Rob Zettler	29	0	4	4	55	E	0	0	0
Terry Yake	12	0	3	3	8	E	0	0	0
Olie Kolzig	72	0	2	2	14	E	0	0	0
Craig Billington	12	0	1	1	0	E	0	0	0
Craig Berube	22	0	1	1	18	-3	0	0	0
*Jakub Cutta	3	0	0	0	0	-1	0	0	0
*Kris Beech	4	0	0	0	2	-2	0	0	0
*Matt Pettinger	10	0	0	0	2	-1	0	0	0
Brantt Myhres	25	0	0	0	57	-5	0	0	0
Washington	5	0	0	0	29	E	0	0	0

Goaltender	GP	MIN	GA	SO	EN	GAA	W-L-T
Olie Kolzig	72	4,278	177	5	7	2.48	37-26-8
Craig Billington	12	660	27	0	0	2.45	3-5-2
Corey Hirsch	1	20	0	0	0	0.00	1-0-0

\* Indicates rookie

Date	Opponent	Result	Record	Pts
10/6	Los Angeles	L 1-4	0-1-0-0	0
10/7	@ Carolina	T 3-3*	0-1-1-0	1
10/11	@ Atlanta	T 3-3*	0-1-2-0	2
10/13	@ Nashville	L 1-3	0-2-2-0	2
10/15	@ Dallas	L 0-3	0-3-2-0	2
10/17	Colorado	OTL 3-4*	0-3-2-1	3
10/19	New Jersey	W 5-2	1-3-2-1	5
10/21	NY Islanders	T 4-4*	1-3-3-1	6
10/26	@ Boston	L 1-4	1-4-3-1	6
10/27	@ Columbus	L 1-3	1-5-3-1	6
10/29	@ Philadelphia	T 1-1*	1-5-4-1	7
10/31	Detroit	W 6-2	2-5-4-1	9
11/2	@ St. Louis	L 0-2	2-6-4-1	9
11/4	@ Florida	W 3-2	3-6-4-1	11
11/5	@ Tampa Bay	L 2-5	3-7-4-1	11
11/9	NY Rangers	L 3-5	3-8-4-1	11
11/12	Atlanta	T 2-2*	3-8-5-1	12
11/14	Phoenix	T 2-2*	3-8-6-1	13
11/17	Montreal	W 4-3	4-8-6-1	15
11/18	@ Philadelphia	L 3-5	4-9-6-1	15
11/22	Vancouver	W 3-2*	5-9-6-1	17
11/24	NY Islanders	W 1-0	6-9-6-1	19
11/25	@ Atlanta	L 1-2	6-10-6-1	19
11/29	Tampa Bay	W 4-1	7-10-6-1	21
12/1	Boston	W 3-2	8-10-6-1	23
12/2	@ Boston	W 2-0	9-10-6-1	25
12/6	@ NY Rangers	L 2-3	9-11-6-1	25
12/9	@ New Jersey	W 3-2	10-11-6-1	27
12/12	@ NY Islanders	W 3-2	11-11-6-1	29
12/14	Minnesota	W 2-1	12-11-6-1	31
12/16	Edmonton	W 4-0	13-11-6-1	33
12/18	San Jose	L 3-5	13-12-6-1	33
12/20	Buffalo	T 2-2*	13-12-7-1	34
12/21	@ Buffalo	W 3-1	14-12-7-1	36
12/23	Florida	W 5-3	15-12-7-1	38
12/27	@ Ottawa	W 5-1	16-12-7-1	40
12/29	@ New Jersey	L 2-4	16-13-7-1	40
12/30	Philadelphia	W 6-3	17-13-7-1	42
1/1	Atlanta	W 4-2	18-13-7-1	44
1/3	@ Pittsburgh	L 2-3	18-14-7-1	44
1/5	Boston	T 1-1*	18-14-8-1	45
1/6	@ Toronto	W 3-2	19-14-8-1	47
1/8	Pittsburgh	L 3-5	19-15-8-1	47
1/10	@ Minnesota	L 0-3	19-16-8-1	47
1/13	Atlanta	W 4-1	20-16-8-1	49
1/18	@ Ottawa	L 4-5	20-17-8-1	49
1/19	@ Chicago	L 1-3	20-18-8-1	49
1/23	@ Tampa Bay	W 5-2	21-18-8-1	51
1/24	Florida	W 2-1	22-18-8-1	53
1/27	@ Montreal	L 2-4	22-19-8-1	53
1/28	Philadelphia	W 4-2	23-19-8-1	55
1/30	Ottawa	T 1-1*	23-19-9-1	56
2/1	Toronto	W 5-4	24-19-9-1	58
2/7	@ Colorado	W 3-1	25-19-9-1	60
2/9	@ Anaheim	W 3-1	26-19-9-1	62
2/10	@ Los Angeles	W 4-3	27-19-9-1	64
2/13	@ Calgary	T 4-4*	27-19-10-1	65
2/14	@ Vancouver	W 4-3*	28-19-10-1	67
2/17	@ Montreal	W 6-3	29-19-10-1	69
2/21	Nashville	W 2-1	30-19-10-1	71
2/23	Montreal	W 3-1	31-19-10-1	73
2/24	@ Carolina	W 2-1	32-19-10-1	75
2/27	Chicago	L 2-3	32-20-10-1	75
3/1	Toronto	OTL 2-3*	32-20-10-2	76
3/3	Pittsburgh	W 4-3	33-20-10-2	78
3/6	@ NY Islanders	W 5-1	34-20-10-2	80
3/7	@ Pittsburgh	W 4-3	35-20-10-2	82
3/9	NY Rangers	W 5-3	36-20-10-2	84
3/11	Ottawa	W 6-5	37-20-10-2	86
3/13	Anaheim	L 0-2	37-21-10-2	86
3/15	Carolina	L 0-3	37-22-10-2	86
3/17	Buffalo	L 2-3	37-23-10-2	86
3/19	@ NY Rangers	L 3-6	37-24-10-2	86
3/23	@ Florida	L 1-4	37-25-10-2	86
3/24	@ Tampa Bay	W 3-2	38-25-10-2	88
3/28	Carolina	W 7-0	39-25-10-2	90
3/30	@ Carolina	OTL 3-4*	39-25-10-3	91
4/1	@ Detroit	OTL 1-2*	39-25-10-4	92
4/3	New Jersey	L 4-6	39-26-10-4	92
4/5	Florida	W 3-0	40-26-10-4	94
4/6	@ Buffalo	L 1-2	40-27-10-4	94
4/8	Tampa Bay	W 2-1	41-27-10-4	96

\* Denotes overtime game





# 1999-00

# 44-24-12-2, 102 points

	W	L	T	OTL	PTS
Home	26	5	8	2	62
Away	18	19	4	0	40
1st Half	17	16	7	1	42
2nd Half	27	8	5	1	60
October	2	6	2	0	6
November	7	3	2	1	17
December	4	6	2	0	10
January	11	1	2	0	24
February	8	4	2	0	18
March	10	2	1	1	22
April	2	2	1	0	5

## Head Coach

Ron Wilson



CHRIS SIMON

Player	GP	G	A	PTS	PIM	+/-	PP	SH	GW
Adam Oates	82	15	56	71	14	13	5	0	6
Sergei Gonchar	73	18	36	54	52	26	5	0	3
Chris Simon	75	29	20	49	146	11	7	0	5
Steve Konowalchuk	82	16	27	43	80	19	3	0	1
Peter Bondra	62	21	17	38	30	5	5	3	5
Ulf Dahlen	75	15	23	38	8	11	5	0	4
Richard Zednik	69	19	16	35	54	6	1	0	2
Calle Johansson	82	7	25	32	24	13	1	0	3
Jan Bulis	56	9	22	31	30	7	0	0	1
*Jeff Halpern	79	18	11	29	39	21	4	4	1
Joe Murphy	55	12	15	27	94	1	4	0	2
Washington	29	5	8	13	53	8	1	0	2
Andrei Nikolishin	76	11	14	25	28	6	0	2	2
Terry Yake	61	10	14	24	34	4	3	0	3
Washington	35	6	5	11	12	2	1	0	1
Joe Sacco	79	7	16	23	50	7	0	0	1
Dmitri Mironov	73	3	19	22	28	7	1	0	0
Ken Klee	80	7	13	20	79	8	0	0	2
*Glen Metropolit	30	6	13	19	4	5	1	0	1
James Black	49	8	9	17	6	-1	1	0	1
Jim McKenzie	61	4	5	9	64	-5	0	0	0
Washington	30	1	2	3	16	E	0	0	0
Brendan Witt	77	1	7	8	114	5	0	0	0
Joe Reekie	59	0	7	7	50	21	0	0	0
Jaroslav Svejkskovy	23	1	2	3	2	-7	1	0	0
Jeff Toms	20	1	2	3	4	-1	0	0	1
Mike Eagles	25	2	0	2	15	-7	0	0	1
*Alexei Tezikov	23	1	1	2	2	-2	1	0	1
Rob Zetter	12	0	2	2	19	-1	0	0	0
Olie Kolzig	73	0	2	2	6	E	0	0	0
*Miika Elomo	2	0	1	1	2	1	0	0	0
*Nolan Baumgartner	8	0	1	1	2	1	0	0	0
Barrie Moore	1	0	0	0	0	E	0	0	0
*Alexander Volchkov	3	0	0	0	0	-2	0	0	0
Jamie Huscroft	7	0	0	0	11	-5	0	0	0
Craig Billington	13	0	0	0	0	E	0	0	0

Goaltender	GP	MIN	GA	SO	EN	GAA	W-L-T
Olie Kolzig	73	4,371	163	5	1	2.24	41-20-11
Craig Billington	13	611	28	2	2	2.75	3-6-1

\* Indicates rookie

Date	Opponent	Result	Record	Pts
10/2	@ Florida	L 3-4	0-1-0-0	0
10/8	@ Buffalo	W 3-2	1-1-0-0	2
10/9	Los Angeles	T 2-2*	1-1-1-0	3
10/12	Philadelphia	W 5-4	2-1-1-0	5
10/16	San Jose	L 2-3	2-2-1-0	5
10/19	Anaheim	L 1-7	2-3-1-0	5
10/23	@ Phoenix	T 2-2*	2-3-2-0	6
10/26	@ Los Angeles	L 2-5	2-4-2-0	6
10/29	@ Anaheim	L 2-5	2-5-2-0	6
10/31	@ San Jose	L 1-2	2-6-2-0	6
11/3	Ottawa	W 3-1	3-6-2-0	8
11/5	Toronto	W 5-3	4-6-2-0	10
11/7	@ Carolina	L 2-3	4-7-2-0	10
11/9	Tampa Bay	W 2-1	5-7-2-0	12
11/11	NY Rangers	OTL 4-5*	5-8-2-1	13
11/13	New Jersey	W 4-2	6-8-2-1	15
11/17	Dallas	T 2-2*	6-8-3-1	16
11/19	Carolina	T 3-3*	6-8-4-1	17
11/20	@ Boston	W 3-0	7-8-4-1	19
11/24	@ Buffalo	L 2-5	7-9-4-1	19
11/26	Nashville	W 1-0	8-9-4-1	21
11/27	@ NY Islanders	W 4-3	9-9-4-1	23
11/29	@ Toronto	L 1-3	9-10-4-1	23
12/2	Boston	T 2-2	9-10-5-1	24
12/4	@ Florida	L 1-2	9-11-5-1	24
12/7	NY Islanders	W 4-2	10-11-5-1	26
12/9	@ Pittsburgh	L 0-3	10-12-5-1	26
12/13	Montreal	L 0-1	10-13-5-1	26
12/15	@ Atlanta	W 4-0	11-13-5-1	28
12/17	@ NY Rangers	W 3-2*	12-13-5-1	30
12/18	@ New Jersey	L 4-5	12-14-5-1	30
12/21	@ Edmonton	L 2-6	12-15-5-1	30
12/22	@ Vancouver	L 3-6	12-16-5-1	30
12/27	Chicago	T 2-2*	12-16-6-1	31
12/29	Pittsburgh	W 3-2*	13-16-6-1	33
1/1	St. Louis	T 1-1*	13-16-7-1	34
1/4	Montreal	W 6-1	14-16-7-1	36
1/6	@ Atlanta	L 1-3	14-17-7-1	36
1/8	Atlanta	W 3-0	15-17-7-1	38
1/12	@ Atlanta	W 5-2	16-17-7-1	40
1/14	@ New Jersey	W 3-2*	17-17-7-1	42
1/16	Ottawa	W 2-1	18-17-7-1	44
1/17	@ Tampa Bay	W 6-3	19-17-7-1	46
1/19	@ Florida	W 3-1	20-17-7-1	48
1/22	@ Toronto	T 5-5*	20-17-8-1	49
1/24	Tampa Bay	W 8-2	21-17-8-1	51
1/26	Calgary	W 2-1	22-17-8-1	53
1/28	Phoenix	W 3-2*	23-17-8-1	55
1/30	Philadelphia	W 2-0	24-17-8-1	57
2/1	@ Pittsburgh	L 2-3	24-18-8-1	57
2/3	Carolina	W 2-1	25-18-8-1	59
2/8	@ Boston	T 2-2*	25-18-9-1	60
2/10	@ Montreal	W 1-0	26-18-9-1	62
2/12	@ Nashville	W 4-2	27-18-9-1	64
2/13	@ Dallas	L 1-2	27-19-9-1	64
2/15	Colorado	W 2-1	28-19-9-1	66
2/18	@ Chicago	W 5-4	29-19-9-1	68
2/19	@ Philadelphia	L 2-4	29-20-9-1	68
2/21	@ Carolina	T 1-1*	29-20-10-1	69
2/23	Florida	W 3-2*	30-20-10-1	71
2/25	Boston	L 0-3	30-21-10-1	71
2/26	@ Montreal	W 3-0	31-21-10-1	73
2/28	@ NY Islanders	W 3-2	32-21-10-1	75
3/1	@ Tampa Bay	W 4-2	33-21-10-1	77
3/3	Detroit	T 2-2*	33-21-11-1	78
3/5	Buffalo	W 2-1	34-21-11-1	80
3/7	Florida	W 4-2	35-21-11-1	82
3/9	@ Philadelphia	L 1-3	35-22-11-1	82
3/11	New Jersey	W 4-2	36-22-11-1	84
3/15	NY Islanders	W 4-3	37-22-11-1	86
3/17	Carolina	W 4-2	38-22-11-1	88
3/19	Tampa Bay	W 5-2	39-22-11-1	90
3/20	@ St. Louis	L 1-2	39-23-11-1	90
3/23	@ NY Rangers	W 4-1	40-23-11-1	92
3/25	@ Ottawa	W 4-3	41-23-11-1	94
3/28	Atlanta	W 5-2	42-23-11-1	96
3/30	Pittsburgh	OTL 3-4*	42-24-11-2	97
4/1	Toronto	L 3-4	42-25-11-2	97
4/3	NY Rangers	W 4-1	43-25-11-2	99
4/4	@ Ottawa	L 0-4	43-26-11-2	99
4/7	@ Detroit	W 4-2	44-26-11-2	101
4/9	Buffalo	T 1-1*	44-26-12-2	102

\* Denotes overtime game



# 1998-99

# 31-45-6, 68 points

	W	L	T	PTS
Home	16	23	2	34
Away	15	22	4	34
1st Half	16	22	3	35
2nd Half	15	23	3	33
October	3	3	3	9
November	4	8	0	8
December	4	8	0	8
January	5	7	1	11
February	9	4	1	19
March	4	8	1	9
April	2	7	0	4

**Head Coach**  
Ron Wilson



**SERGEI GONCHAR**

Player	GP	G	A	PTS	PIM	+/-	PP	SH	GW
Peter Bondra	66	31	24	55	56	-1	6	3	5
Adam Oates	59	12	42	54	22	-1	3	0	0
Joe Juneau	63	14	27	41	20	-3	2	1	3
Brian Bellows	76	17	19	36	26	-12	8	0	3
Andrei Nikolishin	73	8	27	35	28	E	0	1	1
Sergei Gonchar	53	21	10	31	57	1	13	1	3
James Black	75	16	14	30	14	5	1	1	3
Calle Johansson	67	8	21	29	22	10	2	0	2
Steve Konowalchuk	45	12	12	24	26	E	4	1	2
Jan Bulis	38	7	16	23	6	3	3	0	3
Ken Klee	78	7	13	20	80	-9	0	0	1
Richard Zednik	49	9	8	17	50	-6	1	0	2
Dmitri Mironov	46	2	14	16	80	-5	2	0	0
Jaroslav Svejkskovsky	25	6	8	14	12	-2	4	0	2
Michal Pivonka	36	5	6	11	12	-6	2	0	0
Chris Simon	23	3	7	10	48	-4	0	0	0
Joe Reekie	73	0	10	10	68	11	0	0	0
Craig Berube	66	5	4	9	166	-7	0	0	0
*Benoit Gratton	16	4	3	7	16	-1	0	0	0
Brendan Witt	54	2	5	7	87	-6	0	0	0
Kelly Miller	62	2	5	7	29	-5	0	0	1
Mike Eagles	52	4	2	6	50	-5	0	0	0
Jeff Toms	21	1	5	6	2	E	0	0	0
Mark Tinordi	48	0	6	6	108	-6	0	0	0
Dale Hunter	50	0	5	5	102	-7	0	0	0
Enrico Ciccone	59	3	1	4	127	-7	0	0	0
Washington	43	2	0	2	103	-6	0	0	0
*Matt Herr	30	2	2	4	8	-7	1	0	0
Trevor Halverson	17	0	4	4	28	-5	0	0	0
Tom Chorske	19	0	3	3	6	-3	0	0	0
Washington	17	0	2	2	4	-4	0	0	0
Olie Kolzig	64	0	2	2	19	E	0	0	0
*Patrick Boileau	4	0	1	1	2	-4	0	0	0
Mike Rosati	1	0	0	0	0	E	0	0	0
Patrik Augusta	2	0	0	0	0	E	0	0	0
*Martin Brochu	2	0	0	0	2	E	0	0	0
Patrice Lefebvre	3	0	0	0	2	-2	0	0	0
Brad Shaw	4	0	0	0	4	E	0	0	0
*Nolan Baumgartner	5	0	0	0	0	-3	0	0	0
*Alexei Tezikov	5	0	0	0	0	-1	0	0	0
Stewart Malgunas	10	0	0	0	6	-5	0	0	0
Steve Poapst	22	0	0	0	8	-8	0	0	0
Rick Tabaracci	23	0	0	0	2	E	0	0	0

Goaltender	GP	MIN	GA	SO	EN	GAA	W-L-T
Olie Kolzig	64	3,586	154	4	5	2.58	26-31-3
Rick Tabaracci	23	1,193	50	2	3	2.51	4-12-3
Martin Brochu	2	120	6	0	0	3.00	0-2-0
Mike Rosati	1	28	0	0	0	0.00	1-0-0

\* Indicates rookie

Date	Opponent	Result	Record	Pts
10/10	Anaheim	W 1-0	1-0-0	2
10/13	Detroit	L 2-3	1-1-0	2
10/16	Montreal	T 2-2*	1-1-1	3
10/18	@ Tampa Bay	W 4-1	2-1-1	5
10/21	Vancouver	L 1-2	2-2-1	5
10/23	@ Buffalo	W 1-0	3-2-1	7
10/24	Florida	T 2-2*	3-2-2	8
10/28	@ Edmonton	L 2-8	3-3-2	8
10/30	@ Calgary	T 0-0*	3-3-3	9
11/1	@ Vancouver	L 1-4	3-4-3	9
11/4	Tampa Bay	L 2-5	3-5-3	9
11/6	Carolina	L 2-3	3-6-3	9
11/7	@ Ottawa	W 8-5	4-6-3	11
11/12	Buffalo	L 0-2	4-7-3	11
11/14	@ NY Islanders	W 5-3	5-7-3	13
11/18	Toronto	W 4-1	6-7-3	15
11/20	Ottawa	L 1-4	6-8-3	15
11/21	@ Boston	L 4-5*	6-9-3	15
11/25	Pittsburgh	W 5-4	7-9-3	17
11/27	@ Dallas	L 0-4	7-10-3	17
11/28	@ St. Louis	L 2-4	7-11-3	17
12/1	New Jersey	L 0-4	7-12-3	17
12/4	NY Islanders	W 5-1	8-12-3	19
12/5	@ Philadelphia	L 1-2	8-13-3	19
12/9	@ Los Angeles	L 1-2	8-14-3	19
12/11	@ Anaheim	L 0-1	8-15-3	19
12/12	@ San Jose	L 1-2	8-16-3	19
12/17	@ Chicago	W 3-1	9-16-3	21
12/19	@ Pittsburgh	L 0-3	9-17-3	21
12/23	@ Florida	W 4-0	10-17-3	23
12/26	@ Nashville	L 1-3	10-18-3	23
12/28	Boston	W 5-1	11-18-3	25
12/30	New Jersey	L 2-3	11-19-3	25
1/1	Ottawa	L 3-4	11-20-3	25
1/2	@ Toronto	W 5-2	12-20-3	27
1/7	NY Rangers	W 5-1	13-20-3	29
1/9	@ New Jersey	W 3-2	14-20-3	31
1/11	NY Islanders	W 4-3	15-20-3	33
1/13	Philadelphia	L 0-3	15-21-3	33
1/15	Montreal	L 0-3	15-22-3	33
1/16	@ Carolina	W 3-2*	16-22-3	35
1/18	@ Montreal	T 4-4*	16-22-4	36
1/21	@ Philadelphia	L 1-4	16-23-4	36
1/26	NY Rangers	L 1-4	16-24-4	36
1/29	Los Angeles	L 3-6	16-25-4	36
1/30	@ Toronto	L 3-5	16-26-4	36
2/1	@ NY Rangers	W 3-1	17-26-4	38
2/3	Tampa Bay	W 10-1	18-26-4	40
2/5	Carolina	W 4-1	19-26-4	42
2/7	Buffalo	W 3-1	20-26-4	44
2/9	@ NY Islanders	W 2-1	21-26-4	46
2/12	@ New Jersey	W 3-2	22-26-4	48
2/13	@ Ottawa	L 1-2	22-27-4	48
2/15	@ Pittsburgh	L 3-7	22-28-4	48
2/18	@ Carolina	T 2-2*	22-28-5	49
2/20	San Jose	W 3-1	23-28-5	51
2/22	Toronto	W 4-3	24-28-5	53
2/24	Phoenix	L 1-2	24-29-5	53
2/27	@ Boston	L 3-4	24-30-5	53
2/28	Pittsburgh	W 4-3	25-30-5	55
3/2	@ Tampa Bay	W 8-2	26-30-5	57
3/4	NY Rangers	L 2-4	26-31-5	57
3/6	Edmonton	W 4-3	27-31-5	59
3/9	Colorado	L 2-3*	27-32-5	59
3/11	Florida	L 1-2	27-33-5	59
3/13	Calgary	L 4-5*	27-34-5	59
3/15	@ NY Rangers	T 1-1*	27-34-6	60
3/17	Dallas	W 2-1*	28-34-6	62
3/20	@ Montreal	W 1-0	29-34-6	64
3/21	Boston	L 1-4	29-35-6	64
3/25	@ Phoenix	L 2-4	29-36-6	64
3/26	@ Colorado	L 1-3	29-37-6	64
3/30	Nashville	L 2-3	29-38-6	64
4/1	Florida	W 5-3	30-38-6	66
4/3	@ Tampa Bay	L 3-4	30-39-6	66
4/5	@ Florida	W 3-0	31-39-6	68
4/7	St. Louis	L 2-4	31-40-6	68
4/8	@ New Jersey	L 0-1	31-41-6	68
4/10	Philadelphia	L 1-2	31-42-6	68
4/12	Chicago	L 2-4	31-43-6	68
4/14	@ Carolina	L 0-3	31-44-6	68
4/18	@ Buffalo	L 0-3	31-45-6	68

\* Denotes overtime game



# 1997-98

# 40-30-12, 92 points

	W	L	T	PTS
Home	23	12	6	52
US Airways	5	3	2	12
MCI Center	18	9	4	40
Away	17	18	6	40
1st Half	18	15	8	44
2nd Half	22	15	4	48
October	7	4	2	16
November	6	6	2	14
December	4	5	4	12
January	9	2	2	20
February	0	4	1	1
March	8	7	0	16
April	6	2	1	13

**Head Coach**  
Ron Wilson



**CALLE JOHANSSON**

Player	GP	G	A	PTS	PIM	+/-	PP	SH	GW
Peter Bondra	76	52	26	78	44	14	11	5	13
Adam Oates	82	18	58	76	36	6	3	2	3
Calle Johansson	73	15	20	35	30	-11	10	1	1
Steve Konowalchuk	80	10	24	34	80	9	2	0	2
Joe Juneau	56	9	22	31	26	8	4	1	1
Phil Housley	64	6	25	31	24	10	4	1	0
Jeff Brown	60	4	24	28	32	5	4	0	0
Washington	9	0	6	6	6	4	0	0	0
*Richard Zednik	65	17	9	26	28	-2	2	0	2
Dale Hunter	82	8	18	26	103	1	0	0	1
Andrew Brunette	28	11	12	23	12	2	4	0	2
Sergei Gonchar	72	5	16	21	66	2	2	0	0
Esa Tikkanen	48	3	18	21	18	-11	1	0	2
Washington	20	2	10	12	2	-4	1	0	0
Mark Tinordi	47	8	9	17	39	9	0	1	0
Chris Simon	28	7	10	17	38	1	4	0	1
Andrei Nikolishin	38	6	10	16	14	1	1	0	1
*Jan Bulis	48	5	11	16	18	-5	0	0	0
Craig Berube	74	6	9	15	189	-3	0	0	0
Kelly Miller	76	7	7	14	41	-2	0	3	3
Todd Krygier	45	2	12	14	30	-3	0	0	1
Jeff Toms	46	4	6	10	15	-17	0	0	1
Washington	33	3	4	7	8	-11	0	0	1
Joe Reekie	68	2	8	10	70	15	0	0	1
Brian Bellows	11	6	3	9	6	-3	5	0	2
Michal Pivonka	33	3	6	9	20	5	0	0	1
Brendan Witt	64	1	7	8	112	-11	0	0	0
Ken Klee	51	4	2	6	46	-3	0	0	1
*Jaroslav Svejkovsky	17	4	1	5	10	-5	2	0	1
Mike Eagles	36	1	3	4	16	2	0	0	0
*Jan Benda	9	0	3	3	6	1	0	0	0
*Nolan Baumgartner	4	0	1	1	0	E	0	0	0
*Benoit Gratton	6	0	1	1	6	1	0	0	0
Bill Ranford	22	0	1	1	0	E	0	0	0
Olie Kolzig	64	0	1	1	12	E	0	0	0
Pat Peake	1	0	0	0	4	E	0	0	0
*Brad Church	2	0	0	0	0	E	0	0	0
*Dwayne Hay	2	0	0	0	2	E	0	0	0
*Ryan Mulhern	3	0	0	0	0	E	0	0	0
David Harlock	6	0	0	0	4	2	0	0	0
Stewart Malgunas	8	0	0	0	12	1	0	0	0

Goaltender	GP	MIN	GA	SO	EN	GAA	W-L-T
Olie Kolzig	64	3,788	139	5	5	2.20	33-18-10
Bill Ranford	22	1,183	55	0	3	2.79	7-12-2

\* Indicates rookie

Date	Opponent	Result	Record	Pts
10/1	@ Toronto	W 4-1	1-0-0	2
10/3	Buffalo	W 6-2	2-0-0	4
10/4	New Jersey	W 4-1	3-0-0	6
10/8	@ NY Islanders	W 6-3	4-0-0	8
10/9	@ Buffalo	L 2-5	4-1-0	8
10/11	NY Islanders	W 3-1	5-1-0	10
10/15	@ Chicago	W 2-0	6-1-0	12
10/18	@ Montreal	W 3-2	7-1-0	14
10/22	@ Colorado	L 3-4	7-2-0	14
10/23	@ Phoenix	T 3-3*	7-2-1	15
10/25	@ St. Louis	L 2-5	7-3-1	15
10/29	Dallas	L 3-4	7-4-1	15
10/31	Philadelphia	T 2-2*	7-4-2	16
11/1	@ New Jersey	L 1-3	7-5-2	16
11/4	Vancouver	W 2-1	8-5-2	18
11/6	@ Boston	L 0-2	8-6-2	18
11/8	Edmonton	W 2-1	9-6-2	20
11/9	@ Florida	L 2-3	9-7-2	20
11/12	@ Pittsburgh	W 4-1	10-7-2	22
11/13	@ Buffalo	W 3-2	11-7-2	24
11/15	@ Montreal	W 3-2	12-7-2	26
11/18	Colorado	T 6-6*	12-7-3	27
11/22	San Jose	L 2-5	12-8-3	27
11/23	@ Florida	W 5-2	13-8-3	29
11/26	Montreal	L 5-6	13-9-3	29
11/27	@ Ottawa	L 1-3	13-10-3	29
11/29	@ Boston	T 1-1*	13-10-4	30
12/2	@ NY Rangers	W 3-2*	14-10-4	32
12/5	Florida	W 3-2*	15-10-4	34
12/7	@ Florida	L 4-5	15-11-4	34
12/10	@ San Jose	T 3-3*	15-11-5	35
12/12	@ Anaheim	L 4-6	15-12-5	35
12/13	@ Los Angeles	T 2-2*	15-12-6	36
12/16	NY Islanders	T 2-2*	15-12-7	37
12/18	Florida	L 0-4	15-13-7	37
12/20	@ Carolina	W 2-1	16-13-7	39
12/23	New Jersey	T 1-1*	16-13-8	40
12/26	Pittsburgh	L 1-4	16-14-8	40
12/27	Ottawa	L 0-3	16-15-8	40
12/29	St. Louis	W 4-2	17-15-8	42
1/1	Anaheim	W 3-2	18-15-8	44
1/3	NY Rangers	L 2-3	18-16-8	44
1/6	Toronto	W 5-3	19-16-8	46
1/8	@ NY Rangers	W 5-3	20-16-8	48
1/9	Philadelphia	W 4-1	21-16-8	50
1/11	@ Detroit	L 0-2	21-17-8	50
1/13	Ottawa	W 4-0	22-17-8	52
1/15	Chicago	W 3-2	23-17-8	54
1/21	@ Tampa Bay	W 3-2*	24-17-8	56
1/25	Boston	W 4-1	25-17-8	58
1/26	@ NY Rangers	T 2-2*	25-17-9	59
1/28	Pittsburgh	T 2-2*	25-17-10	60
1/31	@ Philadelphia	W 3-2*	26-17-10	62
2/1	Detroit	L 2-4	26-18-10	62
2/4	@ Pittsburgh	T 2-2*	26-18-11	63
2/7	Tampa Bay	L 3-4	26-19-11	63
2/25	Tampa Bay	L 3-4	26-20-11	63
2/28	@ Tampa Bay	L 2-5	26-21-11	63
3/1	Buffalo	L 0-3	26-22-11	63
3/3	Boston	L 0-3	26-23-11	63
3/5	@ Philadelphia	L 2-3	26-24-11	63
3/7	Florida	W 6-3	27-24-11	65
3/9	Calgary	W 5-2	28-24-11	67
3/12	@ NY Islanders	W 2-1	29-24-11	69
3/14	@ Ottawa	L 0-4	29-25-11	69
3/16	Phoenix	W 2-1	30-25-11	71
3/18	Carolina	W 1-0	31-25-11	73
3/20	New Jersey	W 2-0	32-25-11	75
3/21	@ New Jersey	L 2-3	32-26-11	75
3/25	@ Edmonton	L 2-4	32-27-11	75
3/26	@ Calgary	L 2-3	32-28-11	75
3/28	@ Vancouver	W 3-2	33-28-11	77
3/31	NY Islanders	W 5-2	34-28-11	79
4/2	Tampa Bay	W 4-1	35-28-11	81
4/4	Los Angeles	W 3-2	36-28-11	83
4/6	Montreal	T 2-2*	36-28-12	84
4/8	@ Dallas	L 1-2*	36-29-12	84
4/11	@ Philadelphia	L 3-4	36-30-12	84
4/13	@ NY Islanders	W 2-0	37-30-12	86
4/14	NY Rangers	W 3-1	38-30-12	88
4/18	@ Carolina	W 4-3	39-30-12	90
4/19	Carolina	W 2-1	40-30-12	92

\* Denotes overtime game





# 1996-97

	W	L	T	PTS
Home	19	17	5	43
Away	14	23	4	32
1st Half	17	20	4	38
2nd Half	16	20	5	37
October	4	6	0	8
November	9	5	1	19
December	2	9	2	6
January	5	5	2	12
February	4	6	2	10
March	6	7	1	13
April	3	2	1	7

**Head Coach**  
Jim Schoenfeld



**PETER BONDRA**

Player	GP	G	A	PTS	PIM	+/-	PP	SH	GW
Adam Oates	80	22	60	82	14	-5	3	2	5
Washington	17	4	8	12	4	-2	1	0	1
Peter Bondra	77	46	31	77	72	7	10	4	3
Dale Hunter	82	14	32	46	125	-2	3	0	5
Steve Konowalchuk	78	17	25	42	67	-3	2	1	3
Joe Juneau	58	15	27	42	8	-11	9	1	3
Rick Tocchet	53	21	19	40	98	-3	4	0	2
Washington	13	5	5	10	31	E	1	0	1
Phil Housley	77	11	29	40	24	-10	3	1	2
Sergei Gonchar	57	13	17	30	36	-11	3	0	3
Andrei Nikolishin	71	9	19	28	32	3	1	0	0
Washington	59	7	14	21	30	5	1	0	0
Kelly Miller	77	10	14	24	33	4	0	1	3
Sylvain Cote	57	6	18	24	28	11	2	0	0
Michal Pivonka	54	7	16	23	22	-15	2	0	1
Chris Simon	42	9	13	22	165	-1	3	0	1
Jason Allison	53	5	17	22	25	-3	1	0	1
Calle Johansson	65	6	11	17	16	-2	2	0	0
Todd Krygier	47	5	11	16	37	-10	1	0	1
*Andrew Brunette	53	4	7	11	12	-3	2	0	0
Ken Klee	80	3	8	11	115	-5	0	0	2
*Jaroslav Svejksky	19	7	3	10	4	-1	2	0	1
Joe Reekie	65	1	8	9	107	8	0	0	0
Mark Tinordi	56	2	6	8	118	3	0	0	0
Mike Eagles	70	1	7	8	42	-4	0	0	0
Craig Berube	80	4	3	7	218	-11	0	0	1
Anson Carter	19	3	2	5	7	E	1	0	1
Brendan Witt	44	3	2	5	88	-20	0	0	0
Keith Jones	11	2	3	5	13	-2	1	0	0
*Richard Zednik	11	2	1	3	4	-5	1	0	0
Kevin Kaminski	38	1	2	3	130	E	0	0	0
Eric Charron	25	1	1	2	20	1	0	0	0
Bill Ranford	55	0	1	1	7	E	0	0	0
*Patrick Boileau	1	0	0	0	0	E	0	0	0
Curtis Leschysyn	2	0	0	0	2	E	0	0	0
Pat Peake	4	0	0	0	4	1	0	0	0
Stewart Malgunas	6	0	0	0	2	2	0	0	0
Stefan Ustorf	6	0	0	0	2	-3	0	0	0
Olie Kolzig	29	0	0	0	4	E	0	0	0
Jim Carey	40	0	0	0	6	E	0	0	0

Goaltender	GP	MIN	GA	SO	EN	GAA	W-L-T
Jim Carey	40	2,293	105	1	2	2.75	17-18-3
Olie Kolzig	29	1,645	71	2	6	2.59	8-15-4
Bill Ranford	18	1,009	46	0	1	2.74	8-7-2

\* Indicates rookie

# 33-40-9, 75 points

Date	Opponent	Result	Record	Pts
10/5	Chicago	L 2-5	0-1-0	0
10/8	@ Dallas	L 3-5	0-2-0	0
10/11	Tampa Bay	W 6-2	1-2-0	2
10/12	Los Angeles	L 3-4	1-3-0	2
10/18	Buffalo	L 1-4	1-4-0	2
10/19	@ Pittsburgh	L 1-2	1-5-0	2
10/23	@ NY Rangers	W 3-2	2-5-0	4
10/26	@ St. Louis	W 6-4	3-5-0	6
10/28	@ Colorado	L 0-1	3-6-0	6
10/30	Philadelphia	W 4-2	4-6-0	8
11/1	Pittsburgh	W 4-2	5-6-0	10
11/2	@ NY Islanders	L 1-6	5-7-0	10
11/6	@ Tampa Bay	W 2-1	6-7-0	12
11/7	@ Florida	L 2-4	6-8-0	12
11/9	NY Rangers	W 3-2	7-8-0	14
11/12	@ New Jersey	L 2-3*	7-9-0	14
11/14	@ Philadelphia	W 5-2	8-9-0	16
11/15	Montreal	W 3-1	9-9-0	18
11/18	@ Florida	W 4-2	10-9-0	20
11/19	Boston	T 2-2*	10-9-1	21
11/22	@ New Jersey	W 5-1	11-9-1	23
11/23	New Jersey	W 4-3	12-9-1	25
11/27	Ottawa	L 1-2	12-10-1	25
11/29	NY Islanders	L 0-2	12-11-1	25
11/30	@ Montreal	W 2-0	13-11-1	27
12/4	Detroit	L 0-2	13-12-1	27
12/6	Pittsburgh	L 3-5	13-13-1	27
12/7	@ NY Islanders	L 0-2	13-14-1	27
12/11	@ San Jose	L 2-3	13-15-1	27
12/13	@ Anaheim	L 4-5	13-16-1	27
12/14	@ Los Angeles	T 4-4*	13-16-2	28
12/17	@ Phoenix	L 3-4	13-17-2	28
12/20	San Jose	W 3-2	14-17-2	30
12/21	@ Boston	L 3-4	14-18-2	30
12/23	@ Tampa Bay	W 3-1	15-18-2	32
12/26	@ Detroit	L 4-5*	15-19-2	32
12/28	Florida	T 1-1*	15-19-3	33
12/30	@ Pittsburgh	L 3-5	15-20-3	33
1/1	Hartford	W 3-2*	16-20-3	35
1/3	Phoenix	W 3-0	17-20-3	37
1/4	@ Hartford	T 1-1*	17-20-4	38
1/9	NY Rangers	W 2-0	18-20-4	40
1/11	@ Philadelphia	T 3-3*	18-20-5	41
1/13	Toronto	W 6-3	19-20-5	43
1/15	@ Ottawa	L 1-5	19-21-5	43
1/20	@ Boston	W 3-2	20-21-5	45
1/22	NY Rangers	L 3-5	20-22-5	45
1/24	Dallas	L 2-5	20-23-5	45
1/26	Edmonton	L 1-3	20-24-5	45
1/29	Philadelphia	L 1-2	20-25-5	45
2/1	@ Florida	W 3-1	21-25-5	47
2/2	@ Buffalo	T 2-2*	21-25-6	48
2/7	@ Calgary	L 2-5	21-26-6	48
2/9	@ Edmonton	L 1-4	21-27-6	48
2/11	@ Vancouver	W 5-2	22-27-6	50
2/14	Tampa Bay	W 5-4*	23-27-6	52
2/15	@ Tampa Bay	L 1-4	23-28-6	52
2/18	Ottawa	L 1-6	23-29-6	52
2/22	@ Hartford	L 0-2	23-30-6	52
2/24	Boston	T 3-3*	23-30-7	53
2/26	@ Toronto	W 3-1	24-30-7	55
2/28	Anaheim	L 1-4	24-31-7	55
3/2	NY Islanders	L 0-2	24-32-7	55
3/4	Calgary	W 2-1	25-32-7	57
3/6	Colorado	W 6-3	26-32-7	59
3/9	@ Philadelphia	L 0-5	26-33-7	59
3/11	Vancouver	W 4-1	27-33-7	61
3/12	@ NY Rangers	L 2-3	27-34-7	61
3/15	@ New Jersey	L 2-3	27-35-7	61
3/16	Hartford	W 5-3	28-35-7	63
3/19	New Jersey	T 2-2*	28-35-8	64
3/21	Buffalo	L 1-4	28-36-8	64
3/22	@ Montreal	W 3-1	29-36-8	66
3/25	St. Louis	W 3-2	30-36-8	68
3/26	@ Chicago	L 3-5	30-37-8	68
3/29	Philadelphia	L 3-5	30-38-8	68
4/1	New Jersey	L 0-1	30-39-8	68
4/3	@ Ottawa	L 0-4	30-40-8	68
4/6	Florida	T 3-3*	30-40-9	69
4/10	Montreal	W 3-2	31-40-9	71
4/12	NY Islanders	W 6-2	32-40-9	73
4/13	@ Buffalo	W 8-3	33-40-9	75

\* Denotes overtime game



# 1995-96

# 39-32-11, 89 points

	W	L	T	PTS
Home	21	15	5	47
Away	18	17	6	42
1st Half	20	17	4	44
2nd Half	19	15	7	45
October	7	3	0	14
November	4	8	2	10
December	7	4	1	15
January	5	6	2	12
February	6	4	3	15
March	7	4	3	17
April	3	3	0	6

**Head Coach**  
Jim Schoenfeld



**JIM CAREY**

Player	GP	G	A	PTS	PIM	+/-	PP	SH	GW
Michal Pivonka	73	16	65	81	36	18	6	2	5
Peter Bondra	67	52	28	80	40	18	11	4	7
Joe Juneau	80	14	50	64	30	-3	7	2	2
Todd Krygier	76	15	33	48	82	-1	3	1	0
Washington	16	6	5	11	12	8	1	0	0
Steve Konowalchuk	70	23	22	45	92	13	7	1	3
Keith Jones	68	18	23	41	103	8	5	0	2
Sergei Gonchar	78	15	26	41	60	25	4	0	4
Sylvain Cote	81	5	33	38	40	5	3	0	2
Dale Hunter	82	13	24	37	112	5	4	0	3
Pat Peake	62	17	19	36	46	7	8	0	3
Calle Johansson	78	10	25	35	50	13	4	0	0
Kelly Miller	74	7	13	20	30	7	0	2	1
*Stefan Ustorf	48	7	10	17	14	8	0	0	1
Mark Tinordi	71	3	10	13	113	26	2	0	0
Craig Berube	50	2	10	12	151	1	1	0	1
*Ken Klee	66	8	3	11	60	-1	0	1	2
Mike Eagles	70	4	7	11	75	-1	0	0	0
Joe Reekie	78	3	7	10	149	7	0	0	0
*Jeff Nelson	33	0	7	7	16	3	0	0	0
*Andrew Brunette	11	3	3	6	0	5	0	0	1
Jim Johnson	66	2	4	6	34	-3	0	0	0
*Brendan Witt	48	2	3	5	85	-4	0	0	1
*Martin Gendron	20	2	1	3	8	-5	0	0	0
Kevin Kaminski	54	1	2	3	164	-1	0	0	0
*Jason Allison	19	0	3	3	2	-3	0	0	0
Steve Poapst	3	1	0	1	0	-1	0	0	1
Eric Charron	18	0	1	1	22	-3	0	0	0
Washington	4	0	1	1	4	3	0	0	0
Stewart Malgunas	30	0	1	1	32	-10	0	0	0
Washington	1	0	0	0	0	E	0	0	0
Jim Carey	71	0	1	1	6	E	0	0	0
*Nolan Baumgartner	1	0	0	0	0	-1	0	0	0
*Richard Zednik	1	0	0	0	0	E	0	0	0
Denis Chasse	3	0	0	0	5	-1	0	0	0
Olie Kolzig	18	0	0	0	2	E	0	0	0
Goaltender	GP	MIN	GA	SO	EN	GAA	W-L-T		
Jim Carey	71	4,069	153	9	4	2.26	35-24-9		
Olie Kolzig	18	897	46	0	1	3.08	4-8-2		

\* Indicates rookie

Date	Opponent	Result	Record	Pts
10/7	St. Louis	W 4-1	1-0-0	2
10/11	@ Philadelphia	L 1-2	1-1-0	2
10/13	Colorado	W 3-1	2-1-0	4
10/14	Tampa Bay	W 2-0	3-1-0	6
10/17	@ Dallas	W 4-3	4-1-0	8
10/18	@ Colorado	L 2-4	4-2-0	8
10/20	Los Angeles	L 4-7	4-3-0	8
10/26	@ Boston	W 4-2	5-3-0	10
10/28	@ Tampa Bay	W 4-2	6-3-0	12
10/29	@ St. Louis	W 3-1	7-3-0	14
11/1	Montreal	W 5-2	8-3-0	16
11/3	Florida	L 2-3	8-4-0	16
11/4	@ NY Islanders	W 3-2	9-4-0	18
11/7	Boston	L 3-4	9-5-0	18
11/10	@ Toronto	L 1-6	9-6-0	18
11/11	Chicago	L 1-4	9-7-0	18
11/14	Philadelphia	T 2-2*	9-7-1	19
11/17	Pittsburgh	L 2-3	9-8-1	19
11/18	@ Pittsburgh	L 0-3	9-9-1	19
11/21	San Jose	W 3-2	10-9-1	21
11/24	Tampa Bay	L 1-2	10-10-1	21
11/25	@ Hartford	W 4-2	11-10-1	23
11/29	@ Anaheim	T 2-2*	11-10-2	24
11/30	@ Los Angeles	L 2-3	11-11-2	24
12/2	@ San Jose	L 3-5	11-12-2	24
12/5	Florida	L 3-4	11-13-2	24
12/8	@ Buffalo	T 2-2*	11-13-3	25
12/10	@ Winnipeg	W 6-1	12-13-3	27
12/14	NY Islanders	W 4-3*	13-13-3	29
12/16	NY Rangers	W 3-2	14-13-3	31
12/18	@ NY Rangers	L 0-3	14-14-3	31
12/22	Edmonton	W 6-3	15-14-3	33
12/23	@ NY Islanders	L 1-3	15-15-3	33
12/26	Montreal	W 4-0	16-15-3	35
12/28	@ Florida	W 5-4	17-15-3	37
12/30	Hartford	W 3-0	18-15-3	39
1/1	Pittsburgh	W 4-2	19-15-3	41
1/3	@ Hartford	L 0-2	19-16-3	41
1/5	NY Rangers	T 4-4*	19-16-4	42
1/6	@ New Jersey	L 1-3	19-17-4	42
1/11	Ottawa	W 6-1	20-17-4	44
1/13	Detroit	L 2-4	20-18-4	44
1/16	Winnipeg	T 1-1*	20-18-5	45
1/17	@ Chicago	W 3-2	21-18-5	47
1/23	Florida	L 4-5	21-19-5	47
1/25	@ New Jersey	L 1-3	21-20-5	47
1/26	Buffalo	W 1-0	22-20-5	49
1/28	Philadelphia	W 3-2*	23-20-5	51
1/31	@ Montreal	L 3-5	23-21-5	51
2/1	@ Ottawa	W 4-2	24-21-5	53
2/3	NY Islanders	W 6-5*	25-21-5	55
2/7	@ Edmonton	W 2-1	26-21-5	57
2/8	@ Calgary	T 4-4*	26-21-6	58
2/10	@ Vancouver	T 4-4*	26-21-7	59
2/13	Calgary	W 3-2	27-21-7	61
2/15	@ Detroit	L 3-4	27-22-7	61
2/16	Toronto	W 4-3	28-22-7	63
2/18	@ New Jersey	L 0-3	28-23-7	63
2/22	@ Philadelphia	L 3-5	28-24-7	63
2/24	New Jersey	L 1-2	28-25-7	63
2/27*	@ NY Rangers	W 5-3	29-25-7	65
2/29	@ Florida	T 2-2*	29-25-8	66
3/2	@ Boston	W 2-0	30-25-8	68
3/3	Philadelphia	W 3-0	31-25-8	70
3/9	NY Rangers	L 1-6	31-26-8	70
3/10	@ Tampa Bay	L 0-1	31-27-8	70
3/12	Vancouver	W 9-0	32-27-8	72
3/15	Boston	L 2-5	32-28-8	72
3/17	Dallas	W 2-1	33-28-8	74
3/19	Anaheim	L 1-2	33-29-8	74
3/21	@ Tampa Bay	T 3-3*	33-29-9	75
3/23	Hartford	T 2-2*	33-29-10	76
3/26	@ NY Islanders	W 7-1	34-29-10	78
3/27	@ Montreal	W 1-0*	35-29-10	80
3/29	Ottawa	W 5-0	36-29-10	82
3/31	Tampa Bay	T 1-1*	36-29-11	83
4/3	@ Buffalo	W 5-1	37-29-11	85
4/4	@ Pittsburgh	L 2-4	37-30-11	85
4/6	@ Ottawa	W 4-3	38-30-11	87
4/10	@ NY Rangers	W 4-1	39-30-11	89
4/11	New Jersey	L 2-3	39-31-11	89
4/13	Buffalo	L 2-3	39-32-11	89

\* Postponed from January 8 due to snow

\* Denotes overtime game



# 1994-95

# 22-18-8, 52 points

	W	L	T	PTS
Home	15	6	3	33
Away	7	12	5	19
1st Half	8	10	6	22
2nd Half	14	8	2	30
January	1	3	1	3
February	2	7	4	8
March	11	2	2	24
April	7	6	1	15
May	1	0	0	2

**Head Coach**  
Jim Schoenfeld



**SYLVAIN COTE**

Player	GP	G	A	PTS	PIM	+/-	PP	SH	GW
Peter Bondra	47	34	9	43	24	9	12	6	3
Joe Juneau	44	5	38	43	8	-1	3	0	0
Michal Pivonka	46	10	23	33	50	3	4	2	2
Calle Johansson	46	5	26	31	35	-6	4	0	2
Dimitri Khristich	48	12	14	26	41	E	8	0	2
Steve Konowalchuk	46	11	14	25	44	7	3	3	3
Kelly Miller	48	10	13	23	6	5	2	0	1
Dale Hunter	45	8	15	23	101	-4	3	0	1
Keith Jones	40	14	6	20	65	-2	1	0	4
Sylvain Cote	47	5	14	19	53	2	1	0	2
Jim Johnson	47	0	13	13	43	6	0	0	0
Mark Tinordi	42	3	9	12	71	-5	2	0	1
Dave Poulin	29	4	5	9	10	2	0	2	0
Mike Eagles	40	3	4	7	48	-11	0	0	0
Washington	13	1	3	4	8	2	0	0	0
*Sergei Gonchar	31	2	5	7	22	4	0	0	0
Joe Reekie	48	1	6	7	97	10	0	0	0
Craig Berube	43	2	4	6	173	-5	0	0	0
Rob Pearson	32	0	6	6	96	-6	0	0	0
Igor Ulanov	22	1	4	5	29	1	0	0	0
*Ken Klee	23	3	1	4	41	2	0	0	0
Pat Peake	18	0	4	4	12	-6	0	0	0
*Martin Gendron	8	2	1	3	2	3	0	0	0
*Jason Allison	12	2	1	3	6	-3	2	0	0
John Slaney	16	0	3	3	6	-3	0	0	0
*Kevin Kaminski	27	1	1	2	102	-6	0	0	1
*Jeff Nelson	10	1	0	1	2	-2	0	0	0
*Byron Dafoe	4	0	0	0	0	E	0	0	0
*Olie Kolzig	14	0	0	0	4	E	0	0	0
*Jim Carey	28	0	0	0	0	E	0	0	0
Randy Burridge	2	0	0	0	2	E	0	0	0
Rick Tabaracci	8	0	1	1	2	E	0	0	0

Goaltender	GP	MIN	GA	SO	EN	GAA	W-L-T
*Jim Carey	28	1,604	57	4	2	2.13	18-6-3
Rick Tabaracci	8	394	16	0	0	2.44	1-3-2
*Olie Kolzig	14	724	30	0	4	2.49	2-8-2
*Byron Dafoe	4	187	11	0	0	3.53	1-1-1

\* Indicates rookie

Date	Opponent	Result	Record	Pts
1/21	@ Hartford	T 1-1*	0-0-1	1
1/24	@ Quebec	L 1-5	0-1-1	1
1/25	@ Montreal	L 0-2	0-2-1	1
1/27	NY Islanders	W 5-2	1-2-1	3
1/29	Pittsburgh	L 1-4	1-3-1	3
2/2	Buffalo	L 0-1	1-4-1	3
2/4	Florida	W 3-2	2-4-1	5
2/7	@ Buffalo	L 1-2	2-5-1	5
2/8	@ NY Rangers	L 4-5	2-6-1	5
2/11	@ Boston	T 1-1*	2-6-2	6
2/13	@ Philadelphia	L 3-5	2-7-2	6
2/15	@ New Jersey	L 2-4	2-8-2	6
2/18	Quebec	W 4-2	3-8-2	8
2/20	New Jersey	L 0-2	3-9-2	8
2/23	@ Ottawa	T 5-5*	3-9-3	9
2/25	@ New Jersey	T 3-3*	3-9-4	10
2/26	Tampa Bay	T 1-1*	3-9-5	11
2/28	@ Philadelphia	L 2-4	3-10-5	11
3/2	@ NY Islanders	W 4-3	4-10-5	13
3/4	Montreal	W 5-1	5-10-5	15
3/5	NY Rangers	W 4-2	6-10-5	17
3/7	@ Boston	W 3-1	7-10-5	19
3/10	Ottawa	T 2-2*	7-10-6	20
3/12	Tampa Bay	W 3-1	8-10-6	22
3/13	@ Tampa Bay	W 3-0	9-10-6	24
3/16	@ Florida	L 1-5	9-11-6	24
3/18	NY Rangers	W 4-1	10-11-6	26
3/20	@ Hartford	W 5-0	11-11-6	28
3/21	Ottawa	W 1-0	12-11-6	30
3/25	Philadelphia	T 2-2*	12-11-7	31
3/26	Hartford	L 3-4*	12-12-7	31
3/29	@ Tampa Bay	W 4-2	13-12-7	33
3/31	Quebec	W 6-4	14-12-7	35
4/2	Boston	W 2-1	15-12-7	37
4/4	@ NY Islanders	W 5-4	16-12-7	39
4/8	Philadelphia	L 1-3	16-13-7	39
4/11	@ Pittsburgh	L 1-3	16-14-7	39
4/12	New Jersey	L 1-2	16-15-7	39
4/14	Florida	W 3-0	17-15-7	41
4/16	@ Quebec	L 2-4	17-16-7	41
4/17	@ Montreal	L 2-5	17-17-7	41
4/21	Hartford	W 6-3	18-17-7	43
4/22	@ Pittsburgh	W 2-1	19-17-7	45
4/24	@ NY Rangers	L 4-5	19-18-7	45
4/26	NY Islanders	W 6-5	20-18-7	47
4/28	Buffalo	W 5-1	21-18-7	49
4/30	@ Florida	T 2-2*	21-18-8	50
5/2	Pittsburgh	W 7-2	22-18-8	52

\* Denotes overtime game





# 1993-94

# 39-35-10, 88 points

	W	L	T	PTS
Home	17	15	9	43
Away	21	19	1	43
Neutral	1	1	0	2
1st Half	19	19	4	42
2nd Half	20	16	6	46
October	6	7	0	12
November	4	6	1	9
December	7	4	2	16
January	5	7	1	11
February	9	2	2	20
March	4	6	4	12
April	4	3	0	8

## Head Coach

Terry Murray 20-23-4

Jim Schoenfeld (Jan. 27) 19-12-6



KELLY MILLER

Player	GP	G	A	PTS	PIM	+/-	PP	SH	GW
Joe Juneau	74	19	66	85	41	11	6	0	2
Washington	11	5	8	13	6	E	2	0	0
Mike Ridley	81	26	44	70	24	15	10	2	4
Dimitri Khristich	83	29	29	58	73	-2	10	0	4
Sylvain Cote	84	16	35	51	66	30	3	2	2
Michal Pivonka	82	14	36	50	38	2	5	0	4
Al Iafrate	67	10	35	45	143	10	4	0	3
Peter Bondra	69	24	19	43	40	22	4	0	2
Randy Burridge	78	25	17	42	73	-1	8	1	5
Calle Johansson	84	9	33	42	59	3	4	0	1
Kevin Hatcher	72	16	24	40	108	-13	6	0	3
Kelly Miller	84	14	25	39	32	8	0	1	3
Dale Hunter	52	9	29	38	131	-4	1	0	1
Keith Jones	68	16	19	35	149	4	5	0	1
Todd Krygier	66	12	18	30	60	-4	0	1	3
*Pat Peake	49	11	18	29	39	1	3	0	1
Steve Konowalchuk	62	12	14	26	33	9	0	0	0
Dave Poulin	63	6	19	25	52	-1	0	1	0
Joe Reekie	85	1	16	17	156	15	0	0	0
Washington	12	0	5	5	29	7	0	0	0
*John Slaney	47	7	9	16	27	3	3	0	1
Craig Berube	84	7	7	14	305	-4	0	0	0
Alan May	43	4	7	11	97	-2	0	0	0
Shawn Anderson	50	0	9	9	12	-1	0	0	0
Jim Johnson	61	0	7	7	63	-7	0	0	0
Washington	8	0	0	0	12	-1	0	0	0
*Kevin Kaminski	13	0	5	5	87	2	0	0	0
Jason Woolley	10	1	2	3	4	2	0	0	0
Pat Elynuik	4	1	1	2	0	-3	1	0	0
Enrico Ciccone	46	1	1	2	174	-2	0	0	0
*Todd Nelson	2	1	0	1	2	1	1	0	1
Brian Curran	26	1	0	1	61	-2	0	0	0
*Jason Allison	2	0	1	1	0	1	0	0	0
Don Beaupre	53	0	1	1	16	E	0	0	0
Tim Bergland	3	0	0	0	4	-1	0	0	0
*Byron Dafeo	5	0	0	0	0	E	0	0	0
Keith Acton	6	0	0	0	21	-4	0	0	0
*Olie Kolzig	7	0	0	0	0	E	0	0	0
Rick Tabaracci	32	0	0	0	6	E	0	0	0

Goaltender	GP	MIN	GA	SO	EN	GAA	W-L-T
Don Beaupre	53	2,853	135	2	3	2.84	24-16-8
Rick Tabaracci	32	1,770	91	2	0	3.08	13-14-2
*Byron Dafeo	5	230	13	0	0	3.39	2-2-0
*Olie Kolzig	7	224	20	0	1	5.36	0-3-0

\* Indicates rookie

Date	Opponent	Result	Record	Pts
10/6	@ Winnipeg	L 4-6	0-1-0	0
10/8	New Jersey	L 3-6	0-2-0	0
10/9	@ New Jersey	L 4-6	0-3-0	0
10/11	@ NY Rangers	L 2-5	0-4-0	0
10/13	@ Toronto	L 1-7	0-5-0	0
10/15	Philadelphia	L 0-3	0-6-0	0
10/16	Buffalo	W 4-3	1-6-0	2
10/22	Los Angeles	W 6-3	2-6-0	4
10/24	@ Edmonton	W 3-2*	3-6-0	6
10/25	@ Calgary	L 2-3*	3-7-0	6
10/27	@ Vancouver	W 4-2	4-7-0	8
10/29	@ Anaheim	W 5-2	5-7-0	10
10/30	@ San Jose	W 4-2	6-7-0	12
11/5	Vancouver	W 3-2	7-7-0	14
11/9	Quebec	W 2-1	8-7-0	16
11/11	@ Tampa Bay	W 4-1	9-7-0	18
11/13	NY Rangers	L 0-2	9-8-0	18
11/16	San Jose	L 1-2	9-9-0	18
11/18	@ Pittsburgh	L 2-3	9-10-0	18
11/20	@ Florida	L 3-4	9-11-0	18
11/24	St. Louis	W 5-2	10-11-0	20
11/26	Pittsburgh	T 4-4*	10-11-1	21
11/28	@ NY Rangers	L 1-3	10-12-1	21
11/30	@ NY Islanders	L 4-6	10-13-1	21
12/3	Montreal	T 2-2*	10-13-2	22
12/4	@ Ottawa	W 6-1	11-13-2	24
12/7	Hartford	L 1-6	11-14-2	24
12/9	@ Philadelphia	W 4-2	12-14-2	26
12/11	@ Montreal	W 5-3	13-14-2	28
12/13	@ Quebec	L 3-5	13-15-2	28
12/17	Ottawa	W 11-2	14-15-2	30
12/18	@ Hartford	L 1-4	14-16-2	30
12/21	@ Philadelphia	W 4-1	15-16-2	32
12/23	NY Rangers	L 0-1	15-17-2	32
12/26	Pittsburgh	W 7-3	16-17-2	34
12/28	Florida	T 3-3*	16-17-3	35
12/30	Anaheim	W 3-0	17-17-3	37
1/1	Tampa Bay	T 5-5*	17-17-4	38
1/2	@ Boston	L 2-8	17-18-4	38
1/8	Chicago	W 4-1	18-18-4	40
1/9	@ New Jersey	W 4-0	19-18-4	42
1/11	Toronto	L 1-2	19-19-4	42
1/14	New Jersey	L 2-5	19-20-4	42
1/15	@ Quebec	W 4-0	20-20-4	44
1/17	@ Montreal	L 1-3	20-21-4	44
1/19	@ Florida	L 1-5	20-22-4	44
1/25	Boston	L 1-3	20-23-4	44
1/27	@ Buffalo	L 2-7	20-24-4	44
1/29	@ Philadelphia	W 4-2	21-24-4	46
1/30	Detroit	W 6-3	22-24-4	48
2/2 #	Philadelphia	W 5-2	23-24-4	50
2/4	Montreal	L 0-4	23-25-4	50
2/5	Tampa Bay	W 6-3	24-25-4	52
2/7	@ NY Rangers	W 4-1	25-25-4	54
2/10	@ St. Louis	W 4-3	26-25-4	56
2/12	@ Los Angeles	W 6-1	27-25-4	58
2/15	Edmonton	T 2-2*	27-25-5	59
2/18	NY Islanders	W 3-1	28-25-5	61
2/20	Buffalo	T 3-3*	28-25-6	62
2/21	@ NY Islanders	L 0-4	28-26-6	62
2/24	@ Florida	W 2-1	29-26-6	64
2/26	Florida	W 4-2	30-26-6	66
2/27	@ Hartford	W 3-1	31-26-6	68
3/1	Tampa Bay	L 3-4	31-27-6	68
3/4	Philadelphia	T 3-3*	31-27-7	69
3/6	Calgary	T 4-4*	31-27-8	70
3/7	@ Boston	L 3-6	31-28-8	70
3/9 ##	NY Rangers	L 5-7	31-29-8	70
3/12	Quebec	L 3-4	31-30-8	70
3/15	@ Pittsburgh	W 5-4*	32-30-8	72
3/18	@ Dallas	L 2-6	32-31-8	72
3/20	@ Tampa Bay	W 3-0	33-31-8	74
3/22	Hartford	W 4-1	34-31-8	76
3/25	@ Detroit	T 2-2*	34-31-9	77
3/27	Boston	L 4-6	34-32-9	77
3/29	NY Islanders	T 2-2*	34-32-10	78
3/31	@ Chicago	W 6-3	35-32-10	80
4/1	New Jersey	W 2-1	36-32-10	82
4/3	Dallas	L 3-6	36-33-10	82
4/5	NY Islanders	L 3-4*	36-34-10	82
4/6	@ Ottawa	L 5-6	36-35-10	82
4/9	Ottawa	W 8-4	37-35-10	84
4/12	Winnipeg	W 4-3	38-35-10	86
4/14	@ Buffalo	W 3-2	39-35-10	88

# Cleveland, Ohio

## Halifax, Nova Scotia

\* Denotes overtime game



# 1992-93

	W	L	T	PTS
Home	20	15	6	46
Away	21	19	1	43
Neutral	2	0	0	4
1st Half	21	17	4	46
2nd Half	22	17	3	47
October	4	8	0	8
November	7	5	2	16
December	9	3	1	19
January	5	5	3	13
February	7	3	0	14
March	7	6	1	15
April	4	4	0	8

**Head Coach**  
Terry Murray



MIKE RIDLEY

Player	GP	G	A	PTS	PIM	+/-	PP	SH	GW
Peter Bondra	83	37	48	85	70	8	10	0	7
Mike Ridley	84	26	56	82	44	5	6	2	3
Kevin Hatcher	83	34	45	79	114	-7	13	1	6
Dale Hunter	84	20	59	79	198	3	10	0	2
Michal Pivonka	69	21	53	74	66	14	6	1	5
Dimitri Khristich	64	31	35	66	28	29	9	1	1
Al Iafrate	81	25	41	66	169	15	11	1	4
Pat Elynuik	80	22	35	57	66	3	8	0	1
Sylvain Cote	77	21	29	50	34	28	8	2	3
Kelly Miller	84	18	27	45	32	-2	3	0	3
Calle Johansson	77	7	38	45	56	3	6	0	0
Bob Carpenter	68	11	17	28	65	-16	2	0	0
*Keith Jones	71	12	14	26	124	18	0	0	3
Todd Krygier	77	11	12	23	60	-13	0	2	0
Paul Cavallini	82	6	12	18	56	6	1	0	0
Washington	71	5	8	13	46	3	0	0	0
Paul MacDermid	72	9	8	17	80	-13	1	0	3
Alan May	83	6	10	16	268	1	0	0	1
*Steve Konowalchuk	36	4	7	11	16	4	1	0	1
Shawn Anderson	60	2	6	8	18	-2	1	0	0
*Reggie Savage	16	2	3	5	12	-4	2	0	0
Jim Hrivnak	27	0	3	3	0	E	0	0	0
Kevin Miller	10	0	3	3	35	-4	0	0	0
Jeff Greenlaw	16	1	1	2	18	-3	0	0	0
*Jason Woolley	26	0	2	2	10	3	0	0	0
Don Beaupre	58	0	1	1	20	E	0	0	0
*Brad Schlegel	7	0	1	1	6	1	0	0	0
*Bob Babcock	1	0	0	0	2	E	0	0	0
*Byron Dafeo	1	0	0	0	0	E	0	0	0
*Olie Kolzig	1	0	0	0	0	E	0	0	0
Randy Burridge	4	0	0	0	0	1	0	0	0
Mark Hunter	7	0	0	0	14	1	0	0	0
Rod Langway	21	0	0	0	20	-13	0	0	0
Rick Tabaracci	25	0	0	0	14	E	0	0	0
Washington	6	0	0	0	4	E	0	0	0

Goaltender	GP	MIN	GA	SO	EN	GAA	W-L-T
Don Beaupre	58	3,282	181	1	7	3.31	27-23-5
Jim Hrivnak	27	1,421	83	0	2	3.50	13-9-2
Rick Tabaracci	25	1,302	80	2	0	3.69	8-12-0
Washington	6	343	10	2	1	1.75	3-2-0
*Olie Kolzig	1	20	2	0	0	6.00	0-0-0
*Byron Dafeo	1	1	0	0	0	0.00	0-0-0

\* Indicates rookie

# 43-34-7, 93 points

Date	Opponent	Result	Record	Pts
10/6	@ Toronto	W 6-5	1-0-0	2
10/9	NY Rangers	L 2-4	1-1-0	2
10/10	Philadelphia	L 2-4	1-2-0	2
10/12	@ New Jersey	L 2-4	1-3-0	2
10/16	Ottawa	W 5-1	2-3-0	4
10/17	Buffalo	W 6-4	3-3-0	6
10/21	@ NY Rangers	L 1-2	3-4-0	6
10/23	NY Islanders	L 2-5	3-5-0	6
10/26	@ Winnipeg	L 2-6	3-6-0	6
10/28	@ Vancouver	L 3-4	3-7-0	6
10/30	@ Calgary	W 3-1	4-7-0	8
10/31	@ Edmonton	L 2-4	4-8-0	8
11/3 #	Chicago	W 4-1	5-8-0	10
11/6	Tampa Bay	T 2-2*	5-8-1	11
11/7	@ Hartford	W 6-2	6-8-1	13
11/11	@ NY Rangers	W 7-4	7-8-1	15
11/13	@ New Jersey	L 0-3	7-9-1	15
11/14	New Jersey	L 3-4*	7-10-1	15
11/18	Minnesota	L 4-5	7-11-1	15
11/20	Detroit	L 5-7	7-12-1	15
11/22	@ Quebec	W 6-4	8-12-1	17
11/23	@ Montreal	T 1-1*	8-12-2	18
11/25	Boston	W 6-2	9-12-2	20
11/27	Pittsburgh	W 6-4	10-12-2	22
11/28	@ Pittsburgh	L 3-5	10-13-2	22
11/30	@ Detroit	W 4-1	11-13-2	24
12/4	NY Rangers	W 8-4	12-13-2	26
12/5	@ NY Islanders	W 5-3	13-13-2	28
12/7	@ Ottawa	W 6-5	14-13-2	30
12/9	@ New Jersey	W 6-2	15-13-2	32
12/11	Winnipeg	W 8-6	16-13-2	34
12/12	@ Philadelphia	W 5-2	17-13-2	36
12/16	@ Hartford	L 3-6	17-14-2	36
12/18	Hartford	W 4-3	18-14-2	38
12/19	@ Boston	L 3-4	18-15-2	38
12/21	@ Ottawa	W 4-3	19-15-2	40
12/23	@ Buffalo	L 1-4	19-16-2	40
12/26	Philadelphia	T 5-5*	19-16-3	41
12/29	NY Rangers	W 4-3*	20-16-3	43
1/1	New Jersey	W 9-2	21-16-3	45
1/2	Chicago	T 2-2*	21-16-4	46
1/7	@ Philadelphia	L 2-8	21-17-4	46
1/9	Edmonton	W 4-3	22-17-4	48
1/13	@ NY Rangers	L 4-5	22-18-4	48
1/14	@ NY Islanders	W 3-0	23-18-4	50
1/17	@ Tampa Bay	W 5-3	24-18-4	52
1/21	@ Chicago	L 2-6	24-19-4	52
1/23	Ottawa	W 6-4	25-19-4	54
1/26	@ Pittsburgh	L 3-6	25-20-4	54
1/27	@ Buffalo	L 3-4	25-21-4	54
1/29	Quebec	T 3-3*	25-21-5	55
1/31	Pittsburgh	T 2-2*	25-21-6	56
2/2	Calgary	L 4-6	25-22-6	56
2/9	@ Minnesota	W 3-2	26-22-6	58
2/11	@ St. Louis	W 10-6	27-22-6	60
2/13	@ Los Angeles	W 10-3	28-22-6	62
2/16	@ San Jose	W 4-3	29-22-6	64
2/20	Los Angeles	W 7-3	30-22-6	66
2/21	St. Louis	W 5-2	31-22-6	68
2/23	@ NY Islanders	W 4-2	32-22-6	70
2/27	@ Boston	L 4-5*	32-23-6	70
2/28	Pittsburgh	L 2-4	32-24-6	70
3/2	Vancouver	T 3-3*	32-24-7	71
3/5	Philadelphia	L 0-3	32-25-7	71
3/7	NY Islanders	L 2-3	32-26-7	71
3/9	Toronto	W 3-1	33-26-7	73
3/11	@ Philadelphia	L 4-6	33-27-7	73
3/16 ##	@ Detroit	W 4-2	34-27-7	75
3/18	@ Pittsburgh	L 5-7	34-28-7	75
3/19	Hartford	W 5-2	35-28-7	77
3/21	San Jose	W 5-3	36-28-7	79
3/23	Quebec	W 5-1	37-28-7	81
3/25 *	@ NY Islanders	W 5-2	38-28-7	83
3/27	New Jersey	L 2-5	38-29-7	83
3/28	Pittsburgh	L 1-4	38-30-7	83
3/30	Buffalo	W 4-1	39-30-7	85
4/2	Montreal	W 4-0	40-30-7	87
4/4	NY Rangers	L 0-4	40-31-7	87
4/6	NY Islanders	L 2-3	40-32-7	87
4/8	@ Philadelphia	L 3-4	40-33-7	87
4/10	New Jersey	L 3-5	40-34-7	87
4/12	@ Montreal	W 3-2*	41-34-7	89
4/14	@ NY Rangers	W 2-0	42-34-7	91
4/16 **	NY Rangers	W 4-2	43-34-7	93

# Indianapolis ## Milwaukee, Wis.  
\* Postponed from March 14 due to snow  
\*\* Postponed from March 13 due to snow  
\* Denotes overtime game



# 1991-92

# 45-27-8, 98 points

	W	L	T	PTS
Home	25	12	3	53
Away	20	15	5	45
1st Half	26	13	1	53
2nd Half	19	14	7	45
October	9	3	0	18
November	9	5	0	18
December	7	5	1	15
January	4	4	3	11
February	8	4	2	18
March	7	5	1	15
April	1	1	1	3

**Head Coach**  
Terry Murray



DALE HUNTER

Player	GP	G	A	PTS	PIM	+/-	PP	SH	GW
Michal Pivonka	80	23	57	80	47	10	7	4	2
Dale Hunter	80	28	50	78	205	-2	13	0	4
Dino Ciccarelli	78	38	38	76	78	-10	13	0	7
Dimitri Khristich	80	36	37	73	35	24	14	1	7
Mike Ridley	80	29	40	69	38	3	5	5	3
Randy Burridge	66	23	44	67	50	-4	9	0	3
Peter Bondra	71	28	28	56	42	16	4	0	3
Calle Johansson	80	14	42	56	49	2	5	2	2
Kevin Hatcher	79	17	37	54	105	18	8	1	2
Kelly Miller	78	14	38	52	49	20	0	1	3
Al Iafrate	78	17	34	51	180	1	6	0	1
Sylvain Cote	78	11	29	40	31	7	6	0	2
John Druce	67	19	18	37	39	14	1	0	3
Todd Krygier	67	13	17	30	107	-1	1	0	1
Paul MacDermid	74	12	16	28	194	-6	2	0	2
Washington	15	2	5	7	43	2	0	0	0
Alan May	75	6	9	15	221	-7	0	0	1
Rod Langway	64	0	13	13	22	11	0	0	0
Mike Lalor	64	5	7	12	64	14	0	0	1
Dave Tippett	30	2	10	12	16	2	0	0	0
Nick Kypreos	65	4	6	10	206	-3	0	0	0
Tim Bergland	22	1	4	5	2	-3	0	0	0
Jeff Greenlaw	5	0	1	1	34	-1	0	0	0
*Brad Schlegel	15	0	1	1	0	-4	0	0	0
Mike Liut	21	0	1	1	2	E	0	0	0
*Jason Woolley	1	0	0	0	0	1	0	0	0
*Steve Konowalchuk	1	0	0	0	0	E	0	0	0
Shawn Chambers	2	0	0	0	2	-3	0	0	0
Jim Hrivnak	12	0	0	0	0	E	0	0	0
Ken Sabourin	19	0	0	0	48	-5	0	0	0
Don Beaupre	54	0	0	0	30	E	0	0	0

Goaltender	GP	MIN	GA	SO	EN	GAA	W-L-T
Don Beaupre	54	3,108	166	1	2	3.20	29-17-6
Mike Liut	21	1,123	70	1	1	3.74	10-7-2
Jim Hrivnak	12	605	35	0	1	3.47	6-3-0

\* Indicates rookie

Date	Opponent	Result	Record	Pts
10/4	Philadelphia	W 5-2	1-0-0	2
10/5	Buffalo	W 3-1	2-0-0	4
10/9	@ Toronto	W 5-4	3-0-0	6
10/11	NY Rangers	W 5-1	4-0-0	8
10/12	Chicago	L 2-7	4-1-0	8
10/14	@ NY Rangers	W 5-3	5-1-0	10
10/18	New Jersey	W 6-5	6-1-0	12
10/19	@ New Jersey	W 5-1	7-1-0	14
10/23	@ Edmonton	W 6-5	8-1-0	16
10/24	@ Vancouver	L 1-3	8-2-0	16
10/27	@ Winnipeg	L 5-6	8-3-0	16
10/29	@ Pittsburgh	W 8-0	9-3-0	18
11/1	Toronto	W 4-0	10-3-0	20
11/2	@ NY Islanders	W 7-4	11-3-0	22
11/8	Detroit	L 4-5	11-4-0	22
11/10	@ Quebec	W 10-3	12-4-0	24
11/11	@ Montreal	W 4-2	13-4-0	26
11/13	@ NY Rangers	W 5-3	14-4-0	28
11/15	Pittsburgh	W 6-2	15-4-0	30
11/20	@ New Jersey	L 5-6*	15-5-0	30
11/22	Boston	W 6-3	16-5-0	32
11/23	@ Hartford	W 3-2	17-5-0	34
11/25	@ Detroit	L 4-5	17-6-0	34
11/27	Montreal	W 3-1	18-6-0	36
11/29	NY Islanders	L 2-3	18-7-0	36
11/30	@ NY Islanders	L 1-8	18-8-0	36
12/5	@ Philadelphia	W 6-3	19-8-0	38
12/7	@ Minnesota	W 4-2	20-8-0	40
12/8	@ Winnipeg	L 3-4	20-9-0	40
12/10	Calgary	W 4-1	21-9-0	42
12/13	NY Rangers	L 3-5	21-10-0	42
12/14	@ Pittsburgh	W 7-2	22-10-0	44
12/17	Quebec	W 3-1	23-10-0	46
12/18	@ Buffalo	T 2-2*	23-10-1	47
12/20	Toronto	W 4-3	24-10-1	49
12/22	@ Philadelphia	L 3-4*	24-11-1	49
12/26	NY Rangers	L 6-8	24-12-1	49
12/28	Pittsburgh	L 2-6	24-13-1	49
12/29	@ New Jersey	W 4-3	25-13-1	51
1/1	NY Islanders	W 8-5	26-13-1	53
1/3	Vancouver	T 3-3*	26-13-2	54
1/4	@ Hartford	T 2-2*	26-13-3	55
1/7	Minnesota	L 3-5	26-14-3	55
1/10	Los Angeles	W 7-4	27-14-3	57
1/12	@ Chicago	L 2-4	27-15-3	57
1/14	@ St. Louis	W 6-1	28-15-3	59
1/16	@ Los Angeles	T 2-2*	28-15-4	60
1/24	New Jersey	L 2-5	28-16-4	60
1/26	Pittsburgh	W 6-4	29-16-4	62
1/28	@ Philadelphia	L 2-3	29-17-4	62
2/1	Calgary	W 5-2	30-17-4	64
2/4	@ Buffalo	L 3-7	30-18-4	64
2/5	@ Detroit	L 1-4	30-19-4	64
2/7	NY Rangers	W 6-2	31-19-4	66
2/9	San Jose	W 6-2	32-19-4	68
2/11	@ Quebec	W 4-3	33-19-4	70
2/13	@ Calgary	T 4-4*	33-19-5	71
2/15	@ Los Angeles	L 3-6	33-20-5	71
2/18	@ San Jose	W 4-2	34-20-5	73
2/22	Philadelphia	W 7-5	35-20-5	75
2/23	@ NY Islanders	W 4-1	36-20-5	77
2/25	Pittsburgh	W 5-3	37-20-5	79
2/27	@ St. Louis	L 3-7	37-21-5	79
2/29	@ Boston	T 5-5*	37-21-6	80
3/1	Boston	L 1-4	37-22-6	80
3/3	Minnesota	L 1-3	37-23-6	80
3/6	Winnipeg	T 3-3*	37-23-7	81
3/7	New Jersey	W 3-2*	38-23-7	83
3/9	@ NY Rangers	W 5-2	39-23-7	85
3/14	@ Philadelphia	L 1-3	39-24-7	85
3/15	NY Islanders	W 5-2	40-24-7	87
3/17	St. Louis	W 6-4	41-24-7	89
3/20	Philadelphia	L 6-7	41-25-7	89
3/22	Edmonton	W 6-2	42-25-7	91
3/24	Hartford	L 2-8	42-26-7	91
3/27	Montreal	W 4-3	43-26-7	93
3/29	Vancouver	W 7-4	44-26-7	95
4/12	@ New Jersey	W 4-3*	45-26-7	97
4/13	NY Islanders	T 1-1*	45-26-8	98
4/15	@ Pittsburgh	L 1-4	45-27-8	98

\* Denotes overtime game





# 1990-91

	W	L	T	PTS
Home	21	14	5	47
Away	16	22	2	34
1st Half	18	21	1	37
2nd Half	19	15	6	44
October	7	7	0	14
November	7	7	0	14
December	4	8	1	9
January	6	5	2	14
February	4	5	2	10
March	9	4	2	20

**Head Coach**  
Terry Murray



**KEVIN HATCHER**

Player	GP	G	A	PTS	PIM	+/-	PP	SH	GW
Kevin Hatcher	79	24	50	74	69	-10	9	2	3
Mike Ridley	79	23	48	71	26	9	6	5	4
Michal Pivonka	79	20	50	70	34	3	6	0	4
John Druce	80	22	36	58	46	4	7	1	4
Calle Johansson	80	11	41	52	23	-2	2	1	2
Kelly Miller	80	24	26	50	29	10	4	2	3
Dale Hunter	76	16	30	46	234	-22	9	0	2
Dino Ciccarelli	54	21	18	39	66	-17	2	0	2
Al Iafate	72	9	23	32	237	-16	2	0	1
Washington	30	6	8	14	124	-1	0	1	1
Stephen Leach	68	11	19	30	99	-9	4	0	1
*Peter Bondra	54	12	16	28	47	-10	4	0	1
*Dimitri Khristich	40	13	14	27	21	-1	1	0	0
*Mikhail Tatarinov	65	8	15	23	82	-4	3	1	1
Bob Rouse	47	5	15	20	65	-7	1	0	0
Nick Kypreos	79	9	9	18	196	-4	0	0	3
Dave Tippett	61	6	9	15	24	-13	0	0	2
Tim Bergland	47	5	9	14	21	-1	0	0	0
Peter Zezel	20	7	5	12	10	-13	6	0	0
Alan May	67	4	6	10	264	-10	0	0	0
*Ken Sabourin	44	2	7	9	117	15	0	0	0
Washington	28	1	4	5	81	6	0	0	0
Rod Langway	56	1	7	8	24	12	0	0	0
Bob Joyce	17	3	3	6	8	3	0	0	1
Mike Lalor	68	1	5	6	61	-23	0	0	0
Chris Felix	8	0	4	4	0	E	0	0	0
Rob Murray	17	0	3	3	19	E	0	0	0
*Jeff Greenlaw	10	2	0	2	10	1	0	0	1
Alfie Turcotte	6	1	1	2	0	-1	0	0	1
*John Purves	7	1	0	1	0	-3	0	0	1
Joel Quenneville	9	1	0	1	0	-8	0	0	0
*Mark Ferner	7	0	1	1	4	-2	0	0	0
*Bob Babcock	1	0	0	0	0	E	0	0	0
*Ken Lovsin	1	0	0	0	0	-2	0	0	0
*Kent Paynter	1	0	0	0	15	E	0	0	0
*Reggie Savage	1	0	0	0	0	-1	0	0	0
*Steve Seftel	4	0	0	0	2	-2	0	0	0
*Steve Maltais	7	0	0	0	2	-1	0	0	0
*Jim Hrivnak	9	0	0	0	0	E	0	0	0
John Kordic	10	0	0	0	110	1	0	0	0
Washington	7	0	0	0	101	1	0	0	0
Mike Liut	35	0	0	0	0	E	0	0	0
Don Beaupre	45	0	0	0	18	E	0	0	0

Goaltender	GP	MIN	GA	SO	EN	GAA	W-L-T
Don Beaupre	45	2,572	113	5	3	2.64	20-18-3
Mike Liut	35	1,834	114	0	2	3.73	13-16-3
Jim Hrivnak	9	432	26	0	0	3.61	4-2-1

\* Indicates rookie

# 37-36-7, 81 points

Date	Opponent	Result	Record	Pts
10/5	Pittsburgh	L 4-7	0-1-0	0
10/6	Detroit	W 6-4	1-1-0	2
10/10	@ NY Rangers	L 2-4	1-2-0	2
10/12	Winnipeg	W 3-1	2-2-0	4
10/13	NY Rangers	L 2-5	2-3-0	4
10/15	@ Montreal	L 1-3	2-4-0	4
10/17	@ New Jersey	L 2-3	2-5-0	4
10/19	NY Islanders	W 4-3	3-5-0	6
10/20	New Jersey	W 4-0	4-5-0	8
10/23	@ Philadelphia	W 6-2	5-5-0	10
10/25	@ Chicago	L 2-3*	5-6-0	10
10/27	@ Calgary	L 4-9	5-7-0	10
10/28	@ Edmonton	W 1-0	6-7-0	12
10/30	@ Vancouver	W 2-1	7-7-0	14
11/2	Los Angeles	W 4-3	8-7-0	16
11/3	@ NY Islanders	W 5-2	9-7-0	18
11/6	@ Quebec	W 4-1	10-7-0	20
11/10	Buffalo	L 2-4	10-8-0	20
11/11	Boston	L 3-5	10-9-0	20
11/14	@ Toronto	L 3-5	10-10-0	20
11/16	Chicago	L 3-4	10-11-0	20
11/17	@ Hartford	L 2-4	10-12-0	20
11/19	@ Detroit	W 3-2*	11-12-0	22
11/21	Toronto	W 5-3	12-12-0	24
11/23	Pittsburgh	W 7-3	13-12-0	26
11/24	@ Pittsburgh	L 2-3*	13-13-0	26
11/28	@ NY Rangers	W 6-3	14-13-0	28
11/30	Montreal	L 3-4	14-14-0	28
12/1	@ NY Islanders	W 3-1	15-14-0	30
12/5	@ Pittsburgh	W 3-1	16-14-0	32
12/7	New Jersey	W 5-2	17-14-0	34
12/8	@ New Jersey	L 2-4	17-15-0	34
12/11	Philadelphia	W 4-1	18-15-0	36
12/15	Hartford	L 2-3	18-16-0	36
12/17	@ NY Rangers	L 3-5	18-17-0	36
12/19	@ Chicago	L 2-3	18-18-0	36
12/20	@ St. Louis	T 3-3*	18-18-1	37
12/22	Toronto	L 2-5	18-19-1	37
12/26	Pittsburgh	L 3-7	18-20-1	37
12/28	NY Rangers	L 3-5	18-21-1	37
12/29	@ Quebec	L 3-4	18-22-1	37
1/1	New Jersey	W 4-3	19-22-1	39
1/4	Philadelphia	T 3-3*	19-22-2	40
1/5	@ Boston	W 5-3	20-22-2	42
1/11	Calgary	W 4-2	21-22-2	44
1/12	@ Montreal	L 1-4	21-23-2	44
1/15	@ St Louis	L 3-7	21-24-2	44
1/17	@ Minnesota	L 2-5	21-25-2	44
1/22	@ Detroit	W 2-1*	22-25-2	46
1/24	@ Philadelphia	L 1-6	22-26-2	46
1/25	Minnesota	T 2-2*	22-26-3	47
1/27	NY Islanders	W 5-4*	23-26-3	49
1/29	@ Pittsburgh	L 2-3*	23-27-3	49
1/31	@ NY Islanders	W 4-3*	24-27-3	51
2/2	Winnipeg	L 2-4	24-28-3	51
2/5	Vancouver	W 5-3	25-28-3	53
2/8	Edmonton	W 6-3	26-28-3	55
2/10	Philadelphia	W 5-2	27-28-3	57
2/15	@ Calgary	L 2-8	27-29-3	57
2/16	@ Vancouver	L 2-4	27-30-3	57
2/18	@ Los Angeles	L 2-5	27-31-3	57
2/22	NY Rangers	W 3-2	28-31-3	59
2/24	Pittsburgh	T 5-5*	28-31-4	60
2/25	@ New Jersey	L 1-5	28-32-4	60
2/27	@ NY Rangers	T 4-4*	28-32-5	61
3/2	NY Islanders	W 3-2	29-32-5	63
3/5	Los Angeles	T 3-3*	29-32-6	64
3/8	@ Winnipeg	W 2-1	30-32-6	66
3/10	@ Edmonton	W 5-3	31-32-6	68
3/12	Hartford	L 2-3	31-33-6	68
3/14	Quebec	W 5-3	32-33-6	70
3/16	Philadelphia	W 6-0	33-33-6	72
3/19	St. Louis	L 1-2	33-34-6	72
3/21	@ NY Islanders	W 6-2	34-34-6	74
3/22	Minnesota	W 3-1	35-34-6	76
3/24	Boston	T 3-3*	35-34-7	77
3/26	Buffalo	L 2-4	35-35-7	77
3/28	@ Philadelphia	W 3-0	36-35-7	79
3/30	New Jersey	W 4-0	37-35-7	81
3/31	@ Buffalo	L 2-5	37-36-7	81

\* Denotes overtime game



# 1989-90

# 36-38-6, 78 points

	W	L	T	PTS
Home	19	18	3	41
Away	17	20	3	37
1st Half	18	18	4	40
2nd Half	18	20	2	38
October	3	7	3	9
November	6	4	1	13
December	9	5	0	18
January	5	10	0	10
February	5	7	0	10
March	7	5	2	16
April	1	0	0	2

## Head Coach

Bryan Murray 18-24-4

Terry Murray (Jan. 15) 18-14-2



DINO CICCARELLI

Player	GP	G	A	PTS	PIM	+/-	PP	SH	GW
Dino Ciccarelli	80	41	38	79	122	-5	10	0	6
Geoff Courtinall	80	35	39	74	104	27	9	0	2
Mike Ridley	74	30	43	73	27	E	8	3	3
Michal Pivonka	77	25	39	64	54	-7	10	3	0
Dale Hunter	80	23	39	62	233	17	9	1	6
Kevin Hatcher	80	13	41	54	102	4	4	0	2
Kelly Miller	80	18	22	40	49	-2	3	2	2
Scott Stevens	56	11	29	40	154	1	7	0	0
Calle Johansson	70	8	31	39	25	7	4	0	2
Stephen Leach	70	18	14	32	104	10	0	0	2
John Tucker	46	10	21	31	12	8	2	0	1
Washington	38	9	19	28	10	11	1	0	1
Bob Rouse	70	4	16	20	123	-2	0	0	2
*Alan May	77	7	10	17	339	-1	1	0	2
Bob Joyce	47	6	10	16	26	-6	1	0	1
Washington	24	5	8	13	4	2	1	0	1
Yvon Coriveau	50	9	6	15	50	-1	1	0	1
Bill Houlder	41	1	11	12	28	8	0	0	0
John Druce	45	8	3	11	52	-3	1	0	1
Dave Christian	28	3	8	11	4	-12	0	0	1
*Nick Kypreos	31	5	4	9	82	2	0	0	2
*Rob Murray	41	2	7	9	58	-10	0	0	0
Doug Wickenheiser	27	1	8	9	20	1	0	0	0
Rod Langway	58	0	8	8	39	7	0	0	0
*Tim Bergland	32	2	5	7	31	2	0	0	0
Neil Sheehy	59	1	5	6	291	8	0	0	0
Scot Kleinendorst	15	1	3	4	16	4	0	0	0
*Kent Paynter	13	1	2	3	18	-7	0	0	0
*Mike Richard	3	0	2	2	2	E	0	0	0
Alfie Turcotte	4	0	2	2	0	E	0	0	0
*Robin Bawa	5	1	0	1	6	-3	0	0	0
*Chris Felix	6	1	0	1	2	-6	1	0	0
*Brian Tutt	7	1	0	1	2	-4	0	0	0
*Jim Hrivnak	11	0	1	1	0	E	0	0	0
Don Beaupre	48	0	1	1	24	E	0	0	0
*Tyler Larter	1	0	0	0	0	-1	0	0	0
Alain Cote	2	0	0	0	7	-2	0	0	0
*Mark Ferner	2	0	0	0	0	-1	0	0	0
*Olie Kolzig	2	0	0	0	0	E	0	0	0
*Jim Mathieson	2	0	0	0	4	E	0	0	0
*Dennis Smith	4	0	0	0	0	E	0	0	0
*Steve Maltais	8	0	0	0	2	-2	0	0	0
Bob Mason	16	0	0	0	4	E	0	0	0
Mike Liut	37	0	0	0	0	E	0	0	0
Washington	8	0	0	0	0	E	0	0	0

## Goaltender

GP	MIN	GA	SO	EN	GAA	W-L-T
Don Beaupre	48	2,793	150	2	3	3.22 23-18-5
Mike Liut	37	2,161	91	4	6	2.53 19-16-1
Washington	8	478	17	1	3	2.13 4-4-0
Bob Mason	16	822	48	0	4	3.50 4-9-1
*Jim Hrivnak	11	609	36	0	2	3.55 5-5-0
*Olie Kolzig	2	120	12	0	0	6.00 0-2-0

\* Indicates rookie

Date	Opponent	Result	Record	Pts
10/6	Philadelphia	W 5-3	1-0-0	2
10/7	Chicago	L 2-3	1-1-0	2
10/11	@ Hartford	L 1-4	1-2-0	2
10/13	NY Rangers	W 7-4	2-2-0	4
10/14	Calgary	T 4-4*	2-2-1	5
10/16	@ Montreal	W 4-3*	3-2-1	7
10/20	NY Islanders	L 3-5	3-3-1	7
10/21	@ Toronto	L 4-8	3-4-1	7
10/23	@ Calgary	T 3-3*	3-4-2	8
10/25	@ Winnipeg	L 4-6	3-5-2	8
10/28	@ St. Louis	L 0-1	3-6-2	8
10/29	@ Chicago	L 0-1	3-7-2	8
10/31	St. Louis	T 1-1*	3-7-3	9
11/3	Toronto	W 2-1	4-7-3	11
11/5	@ Quebec	W 3-0	5-7-3	13
11/7	@ NY Islanders	W 5-3	6-7-3	15
11/10	Boston	L 3-5	6-8-3	15
11/11	Edmonton	L 3-5	6-9-3	15
11/14	@ Vancouver	T 4-4*	6-9-4	16
11/18	@ Los Angeles	L 3-5	6-10-4	16
11/22	NY Islanders	W 5-3	7-10-4	18
11/24	Pittsburgh	L 4-7	7-11-4	18
11/25	@ Pittsburgh	W 4-1	8-11-4	20
11/29	@ Detroit	W 5-3	9-11-4	22
12/1	Philadelphia	L 2-3	9-12-4	22
12/2	@ New Jersey	W 5-3	10-12-4	24
12/5	@ Philadelphia	W 4-3	11-12-4	26
12/6	@ Pittsburgh	L 3-5	11-13-4	26
12/9	@ Boston	W 7-3	12-13-4	28
12/10	@ Buffalo	L 3-4	12-14-4	28
12/15	NY Islanders	L 3-5	12-15-4	28
12/16	@ Hartford	W 5-2	13-15-4	30
12/19	@ Philadelphia	W 2-1	14-15-4	32
12/21	@ Pittsburgh	L 2-5	14-16-4	32
12/23	NY Rangers	W 3-2	15-16-4	34
12/26	Pittsburgh	W 6-3	16-16-4	36
12/27	@ New Jersey	W 3-1	17-16-4	38
12/29	Detroit	W 2-1	18-16-4	40
1/1	Los Angeles	L 4-7	18-17-4	40
1/3	@ NY Rangers	L 1-2	18-18-4	40
1/5	Vancouver	L 2-5	18-19-4	40
1/6	@ Boston	L 3-5	18-20-4	40
1/8	@ Toronto	L 6-8	18-21-4	40
1/10	@ Winnipeg	L 1-6	18-22-4	40
1/12	Pittsburgh	L 4-6	18-23-4	40
1/13	@ NY Islanders	L 2-4	18-24-4	40
1/16	New Jersey	W 9-6	19-24-4	42
1/19	@ Buffalo	W 6-3	20-24-4	44
1/23	Winnipeg	L 3-4	20-25-4	44
1/24	@ New Jersey	L 2-3	20-26-4	44
1/26	Montreal	W 6-3	21-26-4	46
1/28	Philadelphia	W 7-2	22-26-4	48
1/31	@ Minnesota	W 4-3*	23-26-4	50
2/2	@ NY Islanders	L 3-5	23-27-4	50
2/4	Edmonton	L 4-5*	23-28-4	50
2/6	Quebec	W 12-2	24-28-4	52
2/8	@ Pittsburgh	L 5-7	24-29-4	52
2/9	New Jersey	L 3-5	24-30-4	52
2/11	Minnesota	W 5-3	25-30-4	54
2/14	@ Edmonton	W 4-3	26-30-4	56
2/19	@ Los Angeles	L 2-3	26-31-4	56
2/23	NY Rangers	L 3-6	26-32-4	56
2/25	Detroit	W 9-4	27-32-4	58
2/27	Chicago	W 4-0	28-32-4	60
2/28	@ NY Rangers	L 2-3	28-33-4	60
3/2	Hartford	L 3-4	28-34-4	60
3/4	New Jersey	W 4-3	29-34-4	62
3/6	Buffalo	T 1-1*	29-34-5	63
3/9	Quebec	W 4-3	30-34-5	65
3/10	@ Philadelphia	W 4-3	31-34-5	67
3/13	St. Louis	L 1-4	31-35-5	67
3/17	Vancouver	L 1-3	31-36-5	67
3/18	@ Minnesota	W 4-3	32-36-5	69
3/20	NY Islanders	W 3-0	33-36-5	71
3/23	Montreal	L 2-4	33-37-5	71
3/25	Calgary	W 4-1	34-37-5	73
3/27	@ New Jersey	L 1-4	34-38-5	73
3/29	@ Philadelphia	T 2-2*	34-38-6	74
3/31	NY Rangers	W 2-1	35-38-6	76
4/1	@ NY Rangers	W 3-2	36-38-6	78

\* Denotes overtime game




# 1988-89

# 41-29-10, 92 points

	W	L	T	PTS
Home	25	12	3	53
Away	16	17	7	39
1st Half	20	15	5	45
2nd Half	21	14	5	47
October	3	7	1	7
November	9	4	1	19
December	7	4	3	17
January	6	3	5	17
February	5	7	0	10
March	10	3	0	20
April	1	1	0	2

**Head Coach**  
Bryan Murray



**ROD LANGWAY**

Player	GP	G	A	PTS	PIM	+/-	PP	SH	GW
Mike Ridley	80	41	48	89	49	17	16	0	9
Geoff Courtall	79	42	38	80	112	11	16	0	6
Dino Ciccarelli	76	44	30	74	76	-6	16	0	8
Washington	11	12	3	15	12	10	3	0	3
Bengt Gustafsson	72	18	51	69	18	13	5	4	6
Scott Stevens	80	7	61	68	225	1	6	0	3
Dave Christian	80	34	31	65	12	2	16	1	1
Dale Hunter	80	20	37	57	219	-3	9	0	3
Mike Gartner	56	26	29	55	71	8	6	0	1
Kelly Miller	78	19	21	40	45	13	2	1	3
Kevin Hatcher	62	13	27	40	101	19	3	0	2
Larry Murphy	65	7	29	36	70	-5	3	0	0
Stephen Leach	74	11	19	30	94	-4	4	0	0
Michal Pivonka	52	8	19	27	30	9	1	0	1
Calle Johansson	59	3	18	21	37	-6	1	0	1
Washington	12	1	7	8	4	1	1	0	0
Rod Langway	76	2	19	21	65	12	0	0	0
Bob Rouse	79	4	15	19	160	-3	0	0	1
Washington	13	0	2	2	36	2	0	0	0
Bobby Gould	75	5	13	18	65	-2	0	1	0
Lou Franceschetti	63	7	10	17	123	-4	0	0	0
*John Druce	48	8	7	15	62	7	0	0	1
Grant Ledyard	61	3	11	14	43	1	1	0	1
Mike Millar	18	6	3	9	4	-4	3	0	1
Doug Wickenheiser	17	3	5	8	4	1	1	0	0
Washington	16	2	5	7	4	E	1	0	0
*Chris Felix	21	0	8	8	8	7	0	0	0
Neil Sheehy	72	3	4	7	179	-1	0	0	0
Peter Sundstrom	35	4	2	6	14	-5	0	0	0
Yvon Corrivau	33	3	2	5	62	E	0	0	0
Bill Houlder	8	0	3	3	4	7	0	0	0
Jim Thomson	14	2	0	2	53	-3	0	0	0
Scot Kleinendorst	27	0	2	2	46	-11	0	0	0
Washington	3	0	1	1	10	E	0	0	0
Kent Carlson	2	1	0	1	0	2	0	0	0
Pete Peeters	33	0	1	1	8	E	0	0	0
*Shawn Cronin	1	0	0	0	0	E	0	0	0
Don Beaupre	12	0	0	0	6	E	0	0	0
Washington	11	0	0	0	6	E	0	0	0
Clint Malarchuk	42	0	0	0	16	E	0	0	0

Goaltender	GP	MIN	GA	SO	EN	GAA	W-L-T
Clint Malarchuk	42	2,428	141	1	1	3.48	16-18-7
Pete Peeters	33	1,854	88	4	0	2.85	20-7-3
Don Beaupre	12	637	31	1	0	2.92	5-5-0
Washington	11	578	28	1	1	2.91	5-4-0

\* Indicates rookie

Date	Opponent	Result	Record	Pts
10/7	Pittsburgh	L 4-6	0-1-0	0
10/8	Buffalo	W 6-2	1-1-0	2
10/11	@ Pittsburgh	L 7-8	1-2-0	2
10/14	Toronto	L 1-3	1-3-0	2
10/15	New Jersey	W 8-5	2-3-0	4
10/19	@ NY Rangers	L 1-5	2-4-0	4
10/21	NY Rangers	L 1-4	2-5-0	4
10/23	@ Winnipeg	L 2-3	2-6-0	4
10/25	@ Vancouver	W 4-3*	3-6-0	6
10/28	@ Calgary	T 2-2*	3-6-1	7
10/29	@ Edmonton	L 3-4*	3-7-1	7
11/1	@ Detroit	T 3-3*	3-7-2	8
11/4	NY Islanders	W 4-2	4-7-2	10
11/5	@ NY Islanders	L 3-4*	4-8-2	10
11/10	Quebec	W 4-1	5-8-2	12
11/12	New Jersey	L 3-6	5-9-2	12
11/15	Minnesota	W 4-2	6-9-2	14
11/18	Hartford	W 3-2	7-9-2	16
11/19	@ New Jersey	W 3-2	8-9-2	18
11/22	@ NY Islanders	W 4-2	9-9-2	20
11/23	NY Islanders	W 7-6	10-9-2	22
11/25	Pittsburgh	L 3-5	10-10-2	22
11/27	@ Detroit	W 4-3	11-10-2	24
11/29	St. Louis	W 4-3	12-10-2	26
11/30	@ Pittsburgh	L 4-6	12-11-2	26
12/3	Boston	T 1-1*	12-11-3	27
12/6	Philadelphia	W 4-3	13-11-3	29
12/7	@ New Jersey	L 1-5	13-12-3	29
12/10	@ Montreal	T 0-0*	13-12-4	30
12/11	@ Buffalo	W 6-4	14-12-4	32
12/13	@ Quebec	W 4-1	15-12-4	34
12/15	@ Philadelphia	L 1-4	15-13-4	34
12/17	Winnipeg	W 6-3	16-13-4	36
12/19	@ NY Rangers	L 1-3	16-14-4	36
12/21	@ Chicago	W 4-3	17-14-4	38
12/23	NY Rangers	T 2-2*	17-14-5	39
12/27	Philadelphia	W 4-3	18-14-5	41
12/30	Buffalo	W 5-3	19-14-5	43
12/31	@ NY Islanders	L 4-6	19-15-5	43
1/2	Pittsburgh	W 8-0	20-15-5	45
1/4	@ NY Rangers	T 3-3*	20-15-6	46
1/6	Toronto	W 3-0	21-15-6	48
1/7	Chicago	W 6-3	22-15-6	50
1/10	@ Quebec	T 4-4*	22-15-7	51
1/11	@ Toronto	W 3-2	23-15-7	53
1/13	Edmonton	W 5-3	24-15-7	55
1/15	Boston	L 3-4	24-16-7	55
1/20	New Jersey	L 5-6*	24-17-7	55
1/22	Detroit	L 3-4	24-18-7	55
1/24	Los Angeles	T 4-4*	24-18-8	56
1/26	@ Philadelphia	W 1-0	25-18-8	58
1/28	@ St. Louis	T 4-4*	25-18-9	59
1/30	@ Minnesota	T 4-4*	25-18-10	60
2/1	@ NY Rangers	W 4-3*	26-18-10	62
2/3	Hartford	W 1-0	27-18-10	64
2/5	Philadelphia	L 1-3	27-19-10	64
2/10	Los Angeles	L 6-7*	27-20-10	64
2/11	Calgary	L 1-2	27-21-10	64
2/14	@ St. Louis	W 5-3	28-21-10	66
2/15	@ Chicago	L 4-7	28-22-10	66
2/17	@ Edmonton	W 8-2	29-22-10	68
2/19	@ Vancouver	L 2-3	29-23-10	68
2/20	@ Calgary	L 2-6	29-24-10	68
2/22	@ Los Angeles	W 7-2	30-24-10	70
2/28	Minnesota	L 3-4	30-25-10	70
3/3	Pittsburgh	W 4-2	31-25-10	72
3/5	Vancouver	W 3-0	32-25-10	74
3/8	@ Montreal	L 2-3	32-26-10	74
3/9	@ Boston	W 7-2	33-26-10	76
3/11	NY Rangers	W 4-2	34-26-10	78
3/14	Winnipeg	W 6-3	35-26-10	80
3/17	Montreal	W 4-1	36-26-10	82
3/18	@ Hartford	W 8-2	37-26-10	84
3/22	@ Pittsburgh	W 5-4	38-26-10	86
3/24	Philadelphia	W 6-1	39-26-10	88
3/26	NY Islanders	W 3-2	40-26-10	90
3/28	@ NY Islanders	L 4-5	40-27-10	90
3/30	@ Philadelphia	L 4-5	40-28-10	90
4/1	New Jersey	W 6-4	41-28-10	92
4/2	@ New Jersey	L 4-7	41-29-10	92

\* Denotes overtime game





# 1987-88

# 38-33-9, 85 points

	W	L	T	PTS
Home	22	14	4	48
Away	16	19	5	37
1st Half	18	17	5	41
2nd Half	20	16	4	44
October	6	4	1	13
November	4	7	1	9
December	6	6	3	15
January	8	5	1	17
February	7	4	0	12
March	7	6	2	16
April	0	1	1	1

**Head Coach**  
Bryan Murray



**SCOTT STEVENS**

Player	GP	G	A	PTS	PIM	+/-	PP	SH	GW
Mike Gartner	80	48	33	81	73	20	19	0	7
Scott Stevens	80	12	60	72	184	14	5	1	2
Larry Murphy	79	8	53	61	72	2	7	0	1
Mike Ridley	70	28	31	59	22	1	12	0	3
Dale Hunter	79	22	37	59	240	7	11	0	1
Dave Christian	80	37	21	58	26	-14	14	0	5
Bengt Gustafsson	78	18	36	54	29	2	7	5	3
Kevin Hatcher	71	14	27	41	137	1	5	0	3
Michal Pivonka	71	11	23	34	28	1	3	0	0
Kelly Miller	80	9	23	32	35	9	0	1	3
Garry Galley	58	7	23	30	44	11	3	0	0
Greg Adams	78	15	12	27	153	-3	3	0	0
Bobby Gould	72	12	14	26	56	-1	0	0	2
Peter Sundstrom	76	8	17	25	34	-2	0	1	1
*Yvon Corriveau	44	10	9	19	84	17	0	0	1
Rod Langway	63	3	13	16	28	1	0	0	1
Grant Ledyard	45	5	10	15	66	-11	2	0	1
Washington	21	4	3	7	14	-4	1	0	1
Lou Franceschetti	59	4	8	12	113	2	1	0	1
Greg Smith	54	1	6	7	67	5	0	0	0
*Bill Houlder	30	1	2	3	10	-2	0	0	0
Stephen Leach	8	1	1	2	17	2	0	0	1
Clint Malarchuk	54	0	2	2	10	E	0	0	0
Ed Kastelic	35	1	0	1	78	-3	0	0	0
Dave Jensen	5	0	1	1	4	E	0	0	0
Pete Peters	35	0	1	1	10	E	0	0	0
*Yves Beaudoin	1	0	0	0	0	-1	0	0	0
Mike Richard	4	0	0	0	0	-1	0	0	0

Goaltender	GP	MIN	GA	SO	EN	GAA	W-L-T
Clint Malarchuk	54	2,926	154	4	2	3.16	24-20-4
Pete Peeters	35	1,896	88	2	3	2.78	14-12-5
*Alain Raymond	1	40	2	0	0	3.00	0-1-0

\* Indicates rookie

Date	Opponent	Result	Record	Pts
10/8	@ Boston	L 3-4	0-1-0	0
10/10	Chicago	W 6-4	1-1-0	2
10/11	@ Buffalo	L 5-6	1-2-0	2
10/16	Hartford	W 6-2	2-2-0	4
10/17	NY Rangers	W 4-3	3-2-0	6
10/19	@ NY Rangers	W 4-2	4-2-0	8
10/22	@ Philadelphia	W 4-1	5-2-0	10
10/24	Montreal	L 2-3	5-3-0	10
10/27	@ Vancouver	W 3-2	6-3-0	12
10/30	@ Winnipeg	L 2-3*	6-4-0	12
10/31	@ Minnesota	T 3-3*	6-4-1	13
11/3	Vancouver	W 3-2	7-4-1	15
11/6	Quebec	L 1-4	7-5-1	15
11/7	@ New Jersey	L 1-4	7-6-1	15
11/10	@ NY Islanders	L 3-4*	7-7-1	15
11/11	@ Pittsburgh	L 2-3	7-8-1	15
11/14	Minnesota	W 4-1	8-8-1	17
11/17	Detroit	L 0-1	8-9-1	17
11/20	@ Buffalo	L 3-5	8-10-1	17
11/21	@ Hartford	W 4-3	9-10-1	19
11/25	Boston	W 4-1	10-10-1	21
11/27	Pittsburgh	L 2-4	10-11-1	21
11/28	@ Pittsburgh	T 5-5*	10-11-2	22
12/1	Edmonton	W 4-2	11-11-2	24
12/4	NY Islanders	L 4-6	11-12-2	24
12/6	Los Angeles	W 10-3	12-12-2	26
12/8	Calgary	L 4-5	12-13-2	26
12/9	@ Hartford	L 4-5	12-14-2	26
12/12	Chicago	W 2-1	13-14-2	28
12/15	@ Toronto	L 3-5	13-15-2	28
12/16	@ Detroit	L 1-6	13-16-2	28
12/18	Toronto	W 4-2	14-16-2	30
12/20	St. Louis	T 1-1*	14-16-3	31
12/22	@ Quebec	W 2-1	15-16-3	33
12/23	@ Montreal	T 2-2*	15-16-4	34
12/26	Philadelphia	L 2-3	15-17-4	34
12/28	@ Toronto	T 4-4*	15-17-5	35
12/30	@ New Jersey	W 4-3	16-17-5	37
1/1	Pittsburgh	W 5-3	17-17-5	39
1/2	Edmonton	W 2-0	18-17-5	41
1/5	@ Philadelphia	W 3-1	19-17-5	43
1/8	NY Rangers	W 8-4	20-17-5	45
1/10	@ Calgary	L 2-8	20-18-5	45
1/11	@ Edmonton	L 2-3	20-19-5	45
1/13	@ Los Angeles	W 8-3	21-19-5	47
1/16	@ St. Louis	L 1-3	21-20-5	47
1/17	@ Chicago	L 4-5	21-21-5	47
1/19	New Jersey	W 6-4	22-21-5	49
1/23	Buffalo	T 3-3*	22-21-6	50
1/26	Winnipeg	L 2-3	22-22-6	50
1/29	Montreal	W 4-3	23-22-6	52
1/31	Philadelphia	W 1-0*	24-22-6	54
2/2	@ Pittsburgh	L 2-3*	24-23-6	54
2/5	NY Islanders	L 2-4	24-24-6	54
2/6	NY Rangers	L 0-3	24-25-6	54
2/11	@ NY Rangers	W 5-3	25-25-6	56
2/12	NY Islanders	W 6-2	26-25-6	58
2/14	Calgary	W 5-4*	27-25-6	60
2/17	@ New Jersey	W 4-3	28-25-6	62
2/19	@ Winnipeg	W 6-0	29-25-6	64
2/20	@ Minnesota	W 3-0	30-25-6	66
2/24	@ Los Angeles	L 3-4	30-26-6	66
2/27	@ NY Islanders	W 3-0	31-26-6	68
3/1	New Jersey	W 5-3	32-26-6	70
3/2	@ New Jersey	W 6-1	33-26-6	72
3/4	Quebec	W 6-2	34-26-6	74
3/6	Vancouver	W 7-2	35-26-6	76
3/10	@ Philadelphia	L 2-5	35-27-6	76
3/12	NY Rangers	L 2-4	35-28-6	76
3/13	@ Boston	W 3-0	36-28-6	78
3/16	@ NY Rangers	W 8-4	37-28-6	80
3/18	NY Islanders	T 3-3*	37-28-7	81
3/20	New Jersey	L 2-4	37-29-7	81
3/22	St. Louis	L 3-5	37-30-7	81
3/23	@ Pittsburgh	L 1-7	37-31-7	81
3/25	Philadelphia	W 5-3	38-31-7	83
3/29	Detroit	T 2-2*	38-31-8	84
3/31	@ NY Islanders	L 3-7	38-32-8	84
4/2	Pittsburgh	L 6-7*	38-33-8	84
4/3	@ Philadelphia	T 2-2*	38-33-9	85

\* Denotes overtime game



# 1986-87

# 38-32-10, 86 points

	W	L	T	PTS
Home	22	15	3	47
Away	16	17	7	39
1st Half	14	20	6	34
2nd Half	24	12	4	52
October	5	5	1	11
November	2	8	4	8
December	5	6	1	11
January	9	5	2	20
February	6	4	0	12
March	8	4	2	18
April	3	0	0	6

**Head Coach**  
Bryan Murray



**LARRY MURPHY**

Player	GP	G	A	PTS	PIM	+/-	PP	SH	GW
Larry Murphy	80	23	58	81	39	25	8	0	4
Mike Gartner	78	41	32	73	61	1	5	6	10
Mike Ridley	78	31	39	70	40	-11	10	0	4
Washington	40	15	19	34	20	-1	6	0	3
Scott Stevens	77	10	51	61	285	13	2	0	0
Craig Laughlin	80	22	30	52	67	-3	11	0	5
Gaetan Duchesne	74	17	35	52	53	18	0	1	4
Dave Christian	76	23	27	50	8	-5	5	0	2
Bobby Gould	78	23	27	50	74	18	1	1	2
Greg Adams	66	14	30	44	184	9	2	0	0
*Michal Pivonka	73	18	25	43	41	-19	4	0	2
Kelly Miller	77	16	26	42	48	5	5	1	1
Washington	39	10	12	22	26	10	3	1	0
Alan Haworth	50	25	16	41	43	3	9	0	2
Garry Galley	48	6	21	27	67	-6	3	0	1
Washington	18	1	10	11	10	3	1	0	0
Rod Langway	78	2	25	27	53	11	0	0	1
Kevin Hatcher	78	8	16	24	146	-29	1	0	2
Lou Franceschetti	75	12	9	21	127	-9	0	0	1
Dave Jensen	46	8	8	16	12	-10	2	0	0
Bob Carpenter	22	5	7	12	21	-7	4	0	0
John Blum	66	2	8	10	133	1	0	0	0
Greg Smith	45	0	9	9	31	-6	0	0	0
John Barrett	55	2	2	4	43	-16	0	0	0
Pete Peeters	37	0	4	4	16	E	0	0	0
Gary Sampson	25	1	2	3	4	-9	0	0	0
*Jeff Greenlaw	22	0	3	3	44	2	0	0	0
*Yvon Corriveau	17	1	1	2	24	-4	0	0	0
*Ed Kastelic	23	1	1	2	83	-3	1	0	0
*Paul Cavallini	6	0	2	2	8	-4	0	0	0
Stephen Leach	15	1	0	1	6	-4	0	0	0
*Yves Beaudoin	6	0	0	0	5	-4	0	0	0
Grant Martin	9	0	0	0	4	-1	0	0	0
*Jim Thomson	10	0	0	0	35	-2	0	0	0
Bob Crawford	15	0	0	0	2	-1	0	0	0
Washington	12	0	0	0	0	E	0	0	0

Goaltender	GP	MIN	GA	SO	EN	GAA	W-L-T
*Bob Mason	45	2,536	137	0	3	3.24	20-18-5
Pete Peeters	37	2,002	107	0	3	3.21	17-11-4
Al Jensen	6	328	27	0	1	4.94	1-3-1

\* Indicates rookie

Date	Opponent	Result	Record	Pts
10/9	@ Pittsburgh	L 4-5	0-1-0	0
10/11	Philadelphia	L 1-6	0-2-0	0
10/13	@ NY Rangers	W 7-6	1-2-0	2
10/16	@ NY Islanders	L 4-7	1-3-0	2
10/18	Buffalo	L 2-4	1-4-0	2
10/20	@ Montreal	W 5-4	2-4-0	4
10/21	@ Quebec	T 4-4*	2-4-1	5
10/24	Minnesota	W 8-2	3-4-1	7
10/25	New Jersey	W 2-1	4-4-1	9
10/28	@ Vancouver	W 5-2	5-4-1	11
10/29	Edmonton	L 3-6	5-5-1	11
11/1	@ Calgary	L 1-4	5-6-1	11
11/4	@ NY Islanders	L 1-7	5-7-1	11
11/5	Vancouver	W 3-2	6-7-1	13
11/8	Chicago	W 3-2	7-7-1	15
11/11	@ Minnesota	T 2-2*	7-7-2	16
11/12	@ Chicago	T 2-2*	7-7-3	17
11/14	Quebec	L 1-4	7-8-3	17
11/16	@ Philadelphia	L 2-6	7-9-3	17
11/18	Los Angeles	L 5-6	7-10-3	17
11/21	@ Detroit	T 3-3*	7-10-4	18
11/22	Pittsburgh	L 4-5	7-11-4	18
11/26	Boston	T 2-2*	7-11-5	19
11/28	Philadelphia	L 2-4	7-12-5	19
11/29	@ Quebec	L 3-4	7-13-5	19
12/1	@ Montreal	W 2-1	8-13-5	21
12/3	@ Winnipeg	T 3-3*	8-13-6	22
12/6	Montreal	W 3-1	9-13-6	24
12/9	New Jersey	W 4-2	10-13-6	26
12/10	@ Toronto	L 2-8	10-14-6	26
12/14	NY Rangers	L 1-3	10-15-6	26
12/17	@ NY Rangers	L 1-6	10-16-6	26
12/19	@ New Jersey	L 4-6	10-17-6	26
12/20	St. Louis	W 5-3	11-17-6	28
12/26	NY Islanders	W 2-1	12-17-6	30
12/28	@ Chicago	L 5-7	12-18-6	30
12/30	Hartford	L 1-3	12-19-6	30
1/1	Pittsburgh	W 4-3	13-19-6	32
1/3	Philadelphia	L 1-4	13-20-6	32
1/5	@ St. Louis	W 6-4	14-20-6	34
1/7	@ Pittsburgh	L 2-5	14-21-6	34
1/9	Pittsburgh	W 3-2	15-21-6	36
1/11	@ Philadelphia	T 2-2*	15-21-7	37
1/13	Winnipeg	L 2-3	15-22-7	37
1/15	@ NY Islanders	W 3-2	16-22-7	39
1/17	@ Hartford	W 6-1	17-22-7	41
1/18	@ New Jersey	W 6-1	18-22-7	43
1/20	New Jersey	W 6-3	19-22-7	45
1/23	@ Buffalo	W 3-2	20-22-7	47
1/24	Buffalo	L 3-6	20-23-7	47
1/27	@ Pittsburgh	L 5-7	20-24-7	47
1/28	@ Detroit	W 2-1	21-24-7	49
1/30	NY Islanders	T 3-3*	21-24-8	50
2/1	Winnipeg	W 6-4	22-24-8	52
2/4	@ NY Rangers	L 2-3	22-25-8	52
2/6	Hartford	L 2-5	22-26-8	52
2/7	NY Rangers	L 4-5	22-27-8	52
2/15	@ Edmonton	W 5-3	23-27-8	54
2/18	@ Los Angeles	L 4-7	23-28-8	54
2/20	@ Vancouver	W 6-3	24-28-8	56
2/22	@ Calgary	W 5-2	25-28-8	58
2/24	Detroit	W 8-2	26-28-8	60
2/27	Edmonton	W 5-2	27-28-8	62
3/1	NY Rangers	W 7-3	28-28-8	64
3/3	New Jersey	W 3-2	29-28-8	66
3/5	@ Philadelphia	L 2-4	29-29-8	66
3/7	@ Boston	L 2-3	29-30-8	66
3/10	Calgary	L 3-6	29-31-8	66
3/13	Toronto	W 10-2	30-31-8	68
3/14	@ St. Louis	T 3-3*	30-31-9	69
3/17	Los Angeles	L 4-5	30-32-9	69
3/20	Pittsburgh	W 4-3	31-32-9	71
3/22	Boston	W 4-3	32-32-9	73
3/24	@ NY Islanders	W 3-1	33-32-9	75
3/27	NY Islanders	T 2-2*	33-32-10	76
3/29	Minnesota	W 4-2	34-32-10	78
3/31	Toronto	W 4-2	35-32-10	80
4/1	@ NY Rangers	W 5-1	36-32-10	82
4/4	Philadelphia	W 3-2*	37-32-10	84
4/5	@ New Jersey	W 6-5*	38-32-10	86

\* Denotes overtime game



# 1985-86

# 50-23-7, 107 points

	W	L	T	PTS
Home	30	8	2	62
Away	20	15	5	45
1st Half	25	11	4	54
2nd Half	25	12	3	53
October	4	4	2	10
November	10	3	1	21
December	7	3	1	15
January	8	6	0	16
February	8	3	1	17
March	11	3	1	23
April	2	1	1	5

**Head Coach**  
Bryan Murray



**CRAIG LAUGHLIN**

Player	GP	G	A	PTS	PIM	+/-	PP	SH	GW
Dave Christian	80	41	42	83	15	3	18	2	4
Mike Gartner	74	35	40	75	63	-5	11	2	4
Craig Laughlin	75	30	45	75	43	24	10	0	4
Bengt Gustafsson	70	23	52	75	26	9	8	4	6
Alan Haworth	71	34	39	73	72	36	7	0	5
Larry Murphy	78	21	44	65	50	2	8	1	2
Bob Carpenter	80	27	29	56	105	-12	7	0	3
Greg Adams	78	18	38	56	152	24	3	0	2
Scott Stevens	73	15	38	53	165	E	3	0	2
Gaetan Duchesne	80	11	28	39	39	10	0	1	3
Bobby Gould	79	19	19	38	26	7	0	3	5
Jorgen Pettersson	70	13	21	34	12	-16	4	0	3
Washington	47	8	16	24	10	-4	2	0	3
Greg Smith	76	5	22	27	94	-11	0	0	0
Washington	14	0	3	3	10	3	0	0	0
Peter Andersson	61	6	16	22	36	-8	3	0	3
Lou Franceschetti	76	7	14	21	131	-4	0	0	2
*Kevin Hatcher	79	9	10	19	119	6	1	0	1
Rod Langway	71	1	17	18	61	27	1	0	0
John Barrett	79	2	15	17	137	-26	0	0	0
Washington	14	0	3	3	12	3	0	0	0
Darren Veitch	62	3	9	12	27	21	0	0	0
Gary Sampson	19	1	4	5	2	-3	0	0	1
Mark Taylor	30	2	1	3	4	-4	0	0	0
Doug Jarvis	25	1	2	3	16	-5	0	0	0
Dwight Schofield	50	1	2	3	127	5	0	0	0
*Stephen Leach	11	1	1	2	2	E	0	0	0
*David Jensen	5	1	0	1	0	1	0	0	0
Daryl Evans	6	0	1	1	0	-1	0	0	0
Grant Martin	11	0	1	1	6	-5	0	0	0
Al Jensen	44	0	1	1	4	E	0	0	0
Bob Mason	1	0	0	0	0	E	0	0	0
*Yvon Corriveau	2	0	0	0	0	-1	0	0	0
*Yves Beaudoin	4	0	0	0	0	-4	0	0	0
Pat Riffin	7	0	0	0	2	E	0	0	0
*Ed Kastelic	15	0	0	0	73	E	0	0	0
Pete Peeters	42	0	2	2	12	E	0	0	0
Washington	34	0	0	0	8	E	0	0	0

Goaltender	GP	MIN	GA	SO	EN	GAA	W-L-T
Pete Peeters	42	2,506	144	1	3	3.45	22-15-4
Washington	34	2,021	113	1	3	3.35	19-11-3
Al Jensen	44	2,437	129	2	3	3.18	28-9-3
Pat Riffin	7	369	23	0	1	3.74	2-3-1
Bob Mason	1	16	0	0	0	0.00	1-0-0

\* Indicates rookie

Date	Opponent	Result	Record	Pts
10/10	@ NY Rangers	L 2-4	0-1-0	0
10/12	@ New Jersey	L 1-4	0-2-0	0
10/13	Philadelphia	L 2-4	0-3-0	0
10/16	@ Toronto	W 6-5*	1-3-0	2
10/18	@ Buffalo	W 4-1	2-3-0	4
10/19	Buffalo	T 2-2*	2-3-1	5
10/23	@ Calgary	L 2-4	2-4-1	5
10/25	@ Winnipeg	T 7-7*	2-4-2	6
10/27	@ Chicago	W 4-2	3-4-2	8
10/29	St. Louis	W 6-3	4-4-2	10
11/1	NY Islanders	W 5-3	5-4-2	12
11/2	@ NY Islanders	L 3-5	5-5-2	12
11/5	Chicago	W 8-4	6-5-2	14
11/6	@ Pittsburgh	W 4-1	7-5-2	16
11/9	Calgary	L 3-5	7-6-2	16
11/12	Edmonton	W 5-2	8-6-2	18
11/15	Vancouver	W 5-3	9-6-2	20
11/16	@ Boston	T 2-2*	9-6-3	21
11/19	Pittsburgh	W 4-3	10-6-3	23
11/20	@ Pittsburgh	W 3-1	11-6-3	25
11/23	Quebec	W 3-0	12-6-3	27
11/27	Montreal	W 5-3	13-6-3	29
11/29	NY Rangers	L 2-5	13-7-3	29
11/30	New Jersey	W 6-2	14-7-3	31
12/5	St. Louis	W 3-2	15-7-3	33
12/7	Vancouver	W 2-1	16-7-3	35
12/10	Toronto	W 3-2	17-7-3	37
12/14	@ Los Angeles	W 5-4	18-7-3	39
12/17	@ Vancouver	T 4-4*	18-7-4	40
12/18	@ Edmonton	W 5-2	19-7-4	42
12/20	@ Winnipeg	L 4-7	19-8-4	42
12/22	@ Quebec	W 7-5	20-8-4	44
12/26	Quebec	W 4-3	21-8-4	46
12/28	Chicago	L 4-7	21-9-4	46
12/29	@ NY Rangers	L 5-6	21-10-4	46
1/1	NY Rangers	W 3-0	22-10-4	48
1/3	@ New Jersey	W 3-2	23-10-4	50
1/4	New Jersey	W 9-3	24-10-4	52
1/7	Detroit	W 4-3	25-10-4	54
1/9	@ Philadelphia	L 0-4	25-11-4	54
1/11	@ Minnesota	L 3-5	25-12-4	54
1/14	Calgary	L 3-4	25-13-4	54
1/17	@ New Jersey	W 4-3	26-13-4	56
1/18	Philadelphia	W 5-2	27-13-4	58
1/21	Minnesota	W 7-5	28-13-4	60
1/24	NY Islanders	L 5-7	28-14-4	60
1/25	@ Minnesota	W 6-3	29-14-4	62
1/28	@ Detroit	L 0-7	29-15-4	62
1/29	@ Toronto	L 2-5	29-16-4	62
2/1	New Jersey	W 5-4	30-16-4	64
2/2	@ Hartford	W 5-4	31-16-4	66
2/7	Montreal	W 3-2	32-16-4	68
2/8	Edmonton	W 5-4*	33-16-4	70
2/12	@ Pittsburgh	L 1-8	33-17-4	70
2/15	@ Los Angeles	W 4-1	34-17-4	72
2/18	@ NY Islanders	W 5-4	35-17-4	74
2/19	@ Montreal	T 4-4*	35-17-5	75
2/22	@ Philadelphia	L 1-3	35-18-5	75
2/23	@ Buffalo	L 1-4	35-19-5	75
2/25	Detroit	W 4-3*	36-19-5	77
2/27	@ Boston	W 2-1	37-19-5	79
3/1	NY Rangers	W 4-0	38-19-5	81
3/2	@ NY Rangers	W 4-2	39-19-5	83
3/4	New Jersey	W 4-2	40-19-5	85
3/8	@ NY Islanders	W 6-2	41-19-5	87
3/9	NY Islanders	W 3-1	42-19-5	89
3/11	Pittsburgh	W 5-3	43-19-5	91
3/13	@ Philadelphia	L 0-2	43-20-5	91
3/15	@ St. Louis	W 5-4	44-20-5	93
3/17	@ Pittsburgh	W 5-3	45-20-5	95
3/18	Los Angeles	L 2-5	45-21-5	95
3/21	Winnipeg	W 5-3	46-21-5	97
3/23	Philadelphia	W 6-5	47-21-5	99
3/25	Boston	W 6-3	48-21-5	101
3/28	NY Islanders	L 3-4	48-22-5	101
3/29	@ Hartford	T 6-6*	48-22-6	102
4/1	Pittsburgh	W 5-3	49-22-6	104
4/3	Hartford	W 4-2	50-22-6	106
4/5	NY Rangers	T 4-4*	50-22-7	107
4/6	@ Philadelphia	L 3-5	50-23-7	107

\* Denotes overtime game





# 1984-85

# 46-25-9, 101 points

	W	L	T	PTS
Home	27	11	2	56
Away	19	14	7	45
1st Half	22	11	7	51
2nd Half	24	14	2	50
October	4	3	2	10
November	5	5	3	13
December	12	2	2	26
January	10	3	0	20
February	7	3	2	16
March	6	8	0	12
April	2	1	0	3

**Head Coach**  
Bryan Murray



DAVE CHRISTIAN

Player	GP	G	A	PTS	PIM	+/-	PP	SH	GW
Mike Gartner	80	50	52	102	71	17	17	0	11
Bob Carpenter	80	53	42	95	87	20	12	0	7
Dave Christian	80	26	43	69	14	20	5	0	2
Scott Stevens	80	21	44	65	221	19	16	0	5
Larry Murphy	79	13	42	55	51	21	3	0	0
Craig Laughlin	78	16	34	50	38	12	5	0	3
Alan Haworth	76	23	26	49	48	19	4	0	2
Bengt Gustafsson	51	14	29	43	8	13	6	1	3
Gaetan Duchesne	67	15	23	38	32	16	0	1	1
Mike McEwen	56	11	7	38	42	22	4	0	3
Doug Jarvis	80	9	28	37	32	19	1	1	1
Bobby Gould	78	14	19	33	69	10	0	1	3
Bryan Erickson	57	15	13	28	23	11	1	0	1
Rod Langway	79	4	22	26	54	35	0	0	1
*Gary Sampson	46	10	15	25	13	20	0	1	0
Darren Veitch	75	3	18	21	37	31	2	0	0
Mark Taylor	56	8	11	19	21	-8	0	1	1
Washington	9	1	1	2	2	-1	0	0	0
Greg Adams	51	6	12	18	72	8	0	0	1
Lou Franceschetti	22	4	7	11	45	1	0	0	1
Peter Andersson	57	0	10	10	21	5	0	0	0
*Dean Evason	15	3	4	7	2	9	0	0	1
Paul Gardner	12	2	4	6	6	-1	2	0	0
Glen Currie	44	1	5	6	19	2	0	0	0
Timo Blomqvist	53	1	4	5	51	11	0	0	0
Jim McGeough	11	3	0	3	12	E	0	0	0
*Andre Hidi	6	2	1	3	9	2	1	0	0
Dave Shand	13	1	1	2	34	1	0	0	0
*Kevin Hatcher	2	1	0	1	0	1	0	1	0
Bob Mason	12	0	1	1	0	E	0	0	0
Pat Riffin	57	0	1	1	2	E	0	0	0
Mikko Leinonen	3	0	1	1	2	1	0	0	0
Al Jensen	14	0	0	0	6	E	0	0	0

Goaltender	GP	MIN	GA	SO	EN	GAA	W-L-T
Pat Riffin	57	3,388	168	2	6	2.98	28-20-7
Al Jensen	14	803	34	1	1	2.54	10-3-1
*Bob Mason	12	661	31	1	0	2.81	8-2-1

\* Indicates rookie

Date	Opponent	Result	Record	Pts
10/11	@ Philadelphia	T 2-2*	0-0-1	1
10/13	Philadelphia	L 2-4	0-1-1	1
10/14	@ Chicago	W 5-3	1-1-1	3
10/16	Los Angeles	W 5-3	2-1-1	5
10/20	NY Rangers	L 5-6	2-2-1	5
10/24	@ Edmonton	T 3-3*	2-2-2	6
10/25	@ Calgary	L 3-5	2-3-2	6
10/28	@ Vancouver	W 5-2	3-3-2	8
10/30	Calgary	W 4-3*	4-3-2	10
11/3	New Jersey	W 6-4	5-3-2	12
11/7	@ NY Rangers	L 3-4	5-4-2	12
11/9	Edmonton	L 5-8	5-5-2	12
11/10	@ New Jersey	T 2-2*	5-5-3	13
11/13	Minnesota	T 3-3*	5-5-4	14
11/16	@ Buffalo	L 2-3	5-6-4	14
11/17	Buffalo	W 3-2	6-6-4	16
11/20	@ NY Islanders	L 3-5	6-7-4	16
11/21	@ Pittsburgh	T 3-3*	6-7-5	17
11/23	NY Islanders	L 1-5	6-8-5	17
11/25	Chicago	W 5-0	7-8-5	19
11/27	@ Quebec	W 9-2	8-8-5	21
11/28	@ NY Rangers	W 2-1	9-8-5	23
12/1	@ Boston	W 5-4*	10-8-5	25
12/2	Pittsburgh	W 9-1	11-8-5	27
12/4	New Jersey	W 4-1	12-8-5	29
12/7	Winnipeg	L 5-7	12-9-5	29
12/9	Detroit	W 4-0	13-9-5	31
12/11	@ St. Louis	T 3-3*	13-9-6	32
12/12	@ Minnesota	W 3-2	14-9-6	34
12/15	NY Rangers	W 4-2	15-9-6	36
12/16	@ NY Rangers	W 6-3	16-9-6	38
12/18	@ Quebec	W 4-1	17-9-6	40
12/20	@ Montreal	T 2-2*	17-9-7	41
12/22	St. Louis	W 7-5	18-9-7	43
12/23	@ Philadelphia	L 4-7	18-10-7	43
12/26	Philadelphia	W 6-0	19-10-7	45
12/27	@ NY Islanders	W 5-4*	20-10-7	47
12/29	Hartford	W 3-2	21-10-7	49
1/1	Boston	W 5-1	22-10-7	51
1/4	Quebec	L 3-5	22-11-7	51
1/8	@ Detroit	W 4-2	23-11-7	53
1/9	@ St. Louis	W 4-2	24-11-7	55
1/12	@ New Jersey	L 3-5	24-12-7	55
1/14	Minnesota	W 6-3	25-12-7	57
1/16	@ Pittsburgh	W 5-4	26-12-7	59
1/17	Pittsburgh	W 6-2	27-12-7	61
1/19	NY Rangers	W 7-1	28-12-7	63
1/23	@ Chicago	W 3-2	29-12-7	65
1/26	@ NY Islanders	W 5-1	30-12-7	67
1/27	NY Islanders	W 5-2	31-12-7	69
1/29	@ Detroit	L 3-4	31-13-7	69
2/1	Toronto	T 3-3*	31-13-8	70
2/3	Winnipeg	W 6-2	32-13-8	72
2/5	@ Toronto	W 4-1	33-13-8	74
2/8	Los Angeles	W 6-1	34-13-8	76
2/9	Philadelphia	L 4-5	34-14-8	76
2/13	@ Winnipeg	L 3-5	34-15-8	76
2/14	@ Calgary	W 4-3	35-15-8	78
2/16	@ Los Angeles	L 2-5	35-16-8	78
2/21	@ Vancouver	W 6-2	36-16-8	80
2/23	@ Edmonton	T 3-3*	36-16-9	81
2/26	Vancouver	W 3-2	37-16-9	83
2/28	@ NY Rangers	W 5-4	38-16-9	85
3/2	Buffalo	L 0-4	38-17-9	85
3/5	New Jersey	W 4-1	39-17-9	87
3/7	@ Philadelphia	L 6-9	39-18-9	87
3/8	Philadelphia	L 2-4	39-19-9	87
3/10	Boston	L 2-3	39-20-9	87
3/14	Toronto	W 4-0	40-20-9	89
3/16	@ NY Islanders	L 4-6	40-21-9	89
3/19	New Jersey	W 4-1	41-21-9	91
3/21	@ Montreal	L 2-3	41-22-9	91
3/22	Montreal	W 3-1	42-22-9	93
3/24	Pittsburgh	W 7-3	43-22-9	95
3/27	Hartford	L 1-3	43-23-9	95
3/28	@ New Jersey	L 2-3	43-24-9	95
3/30	NY Islanders	W 4-3	44-24-9	97
4/4	@ Hartford	L 0-2	44-25-9	97
4/6	@ Pittsburgh	W 7-4	45-25-9	99
4/7	Pittsburgh	W 7-3	46-25-9	101

\* Denotes overtime game



# 1983-84

	W	L	T	PTS
Home	26	11	3	55
Away	22	16	2	46
1st Half	18	19	3	39
2nd Half	30	8	2	62
October	5	7	0	10
November	6	6	1	13
December	7	6	1	15
January	9	2	2	20
February	9	4	0	18
March	11	2	1	23
April	1	0	0	2

**Head Coach**  
Bryan Murray



**DOUG JARVIS**

Player	GP	G	A	PTS	PIM	+/-	PP	SH	GW
Mike Gartner	80	40	45	85	90	22	8	0	7
Dave Christian	80	29	52	81	28	26	9	0	6
Bengt Gustafsson	69	32	43	75	16	29	8	0	5
Bob Carpenter	80	28	40	68	51	E	8	0	5
Alan Haworth	75	24	31	55	52	14	7	0	5
Craig Laughlin	80	20	32	52	69	4	7	0	3
Larry Murphy	78	13	36	49	50	8	2	0	2
Washington	72	13	33	46	50	12	2	0	2
Scott Stevens	78	13	32	45	201	26	7	0	2
Doug Jarvis	80	13	29	42	12	7	0	2	0
Bobby Gould	78	21	19	40	74	-2	4	0	4
Gaetan Duchesne	79	17	19	36	29	15	3	2	1
Glen Currie	80	12	24	36	20	9	0	2	2
Rod Langway	80	9	24	33	61	14	1	2	2
*Bryan Erickson	45	12	17	29	16	10	4	0	2
Darren Veitch	46	6	18	24	17	E	4	0	0
Timo Blomqvist	65	1	19	20	84	17	0	0	0
Dave Shand	72	4	15	19	124	23	0	0	0
Chris Valentine	22	6	5	11	21	-8	2	0	1
*Peter Andersson	42	3	7	10	20	12	2	0	0
Greg Adams	57	2	6	8	133	1	0	0	0
Gary McAdam	24	1	5	6	12	E	0	0	1
Greg Theberge	13	1	2	3	4	-4	1	0	0
*Gary Sampson	15	1	1	2	6	1	0	0	0
Paul MacKinnon	12	0	1	1	4	-7	0	0	0
Brian Engblom	6	0	1	1	8	-4	0	0	0
Ken Houston	4	0	0	0	4	-2	0	0	0
Al Jensen	43	0	0	0	22	E	0	0	0
Pat Riffin	41	0	0	0	4	E	0	0	0
*Dean Evason	2	0	0	0	2	E	0	0	0
Lou Franceschetti	2	0	0	0	0	-2	0	0	0
*Andre Hidi	1	0	0	0	0	E	0	0	0

Goaltender	GP	MIN	GA	SO	EN	GAA	W-L-T
Al Jensen	43	2,414	117	4	3	2.91	25-13-3
Pat Riffin	41	2,299	102	4	1	2.66	21-14-2
Bob Mason	2	120	3	0	0	1.50	2-0-0
Dave Parro	1	1	0	0	0	0.00	0-0-0

\* Indicates rookie

# 48-27-5, 101 points

Date	Opponent	Result	Record	Pts
10/6	@ Philadelphia	L 1-4	0-1-0	0
10/8	NY Islanders	L 7-8*	0-2-0	0
10/9	@ Buffalo	L 2-5	0-3-0	0
10/13	@ NY Rangers	L 3-4	0-4-0	0
10/14	Pittsburgh	L 0-4	0-5-0	0
10/16	Quebec	L 2-4	0-6-0	0
10/19	@ Hartford	L 0-3	0-7-0	0
10/22	Philadelphia	W 4-1	1-7-0	2
10/25	@ Pittsburgh	W 1-0	2-7-0	4
10/26	@ New Jersey	W 2-0	3-7-0	6
10/29	@ Minnesota	W 6-1	4-7-0	8
10/30	@ Winnipeg	W 7-3	5-7-0	10
11/2	@ Edmonton	L 3-11	5-8-0	10
11/4	Vancouver	W 5-4*	6-8-0	12
11/6	Detroit	W 3-2	7-8-0	14
11/9	Edmonton	L 4-7	7-9-0	14
11/12	NY Rangers	W 7-4	8-9-0	16
11/13	@ Boston	L 2-4	8-10-0	16
11/16	@ NY Rangers	L 1-4	8-11-0	16
11/18	NY Islanders	W 7-1	9-11-0	18
11/19	@ NY Islanders	L 2-6	9-12-0	18
11/23	Chicago	T 2-2*	9-12-1	19
11/25	NY Rangers	W 3-1	10-12-1	21
11/26	@ Montreal	W 5-2	11-12-1	23
11/29	@ Quebec	L 3-6	11-13-1	23
12/1	New Jersey	W 8-4	12-13-1	25
12/2	@ New Jersey	T 2-2*	12-13-2	26
12/4	Boston	L 1-4	12-14-2	26
12/7	@ NY Rangers	L 5-7	12-15-2	26
12/8	Calgary	W 4-3	13-15-2	28
12/10	Montreal	W 2-0	14-15-2	30
12/15	@ Philadelphia	L 4-9	14-16-2	30
12/17	@ Toronto	W 3-1	15-16-2	32
12/18	Los Angeles	W 5-0	16-16-2	34
12/22	@ NY Islanders	L 1-6	16-17-2	34
12/23	NY Islanders	W 7-3	17-17-2	36
12/26	Philadelphia	L 4-5	17-18-2	36
12/28	Detroit	L 2-3*	17-19-2	36
12/31	@ New Jersey	W 3-2	18-19-2	38
1/2	NY Rangers	T 2-2*	18-19-3	39
1/5	St. Louis	W 5-1	19-19-3	41
1/7	Buffalo	L 2-4	19-20-3	41
1/8	@ Philadelphia	W 7-1	20-20-3	43
1/11	@ Los Angeles	W 4-2	21-20-3	45
1/13	@ Vancouver	W 6-4	22-20-3	47
1/15	@ Calgary	L 2-3	22-21-3	47
1/17	Winnipeg	W 8-3	23-21-3	49
1/20	Chicago	W 5-3	24-21-3	51
1/21	@ Pittsburgh	W 3-2	25-21-3	53
1/25	@ Buffalo	T 2-2*	25-21-4	54
1/27	Toronto	W 6-1	26-21-4	56
1/28	@ Toronto	W 8-0	27-21-4	58
2/2	@ New Jersey	W 2-0	28-21-4	60
2/3	Montreal	W 4-1	29-21-4	62
2/5	Edmonton	W 9-2	30-21-4	64
2/8	Calgary	W 6-1	31-21-4	66
2/11	Philadelphia	W 6-3	32-21-4	68
2/13	@ Minnesota	W 4-0	33-21-4	70
2/16	@ Los Angeles	W 4-2	34-21-4	72
2/18	@ St. Louis	W 4-2	35-21-4	74
2/19	@ Winnipeg	L 3-4*	35-22-4	74
2/22	@ Chicago	L 2-4	35-23-4	74
2/25	@ Detroit	L 1-4	35-24-4	74
2/26	@ Hartford	W 4-3	36-24-4	76
2/28	Vancouver	L 2-3	36-25-4	76
3/1	Pittsburgh	W 9-1	37-25-4	78
3/3	NY Rangers	W 5-1	38-25-4	80
3/5	@ Pittsburgh	W 5-2	39-25-4	82
3/7	Hartford	W 4-2	40-25-4	84
3/9	Quebec	W 5-3	41-25-4	86
3/11	@ Boston	W 2-1	42-25-4	88
3/14	New Jersey	T 3-3*	42-25-5	89
3/17	@ NY Islanders	W 2-1	43-25-5	91
3/18	St. Louis	L 3-5	43-26-5	91
3/21	Minnesota	W 5-1	44-26-5	93
3/24	Pittsburgh	W 6-0	45-26-5	95
3/25	@ Pittsburgh	W 4-3	46-26-5	97
3/28	New Jersey	W 6-2	47-26-5	99
3/31	NY Islanders	L 1-3	47-27-5	99
4/1	@ Philadelphia	W 4-1	48-27-5	101

\* Denotes overtime game



# 1982-83

# 39-25-16, 94 points

	W	L	T	PTS
Home	22	12	6	50
Away	17	13	10	44
1st Half	19	11	10	48
2nd Half	20	14	6	46
October	3	6	1	7
November	5	3	5	15
December	9	1	4	22
January	7	6	2	16
February	6	4	2	14
March	8	4	2	18
April	1	1	0	2

**Head Coach**  
Bryan Murray



**MIKE GARTNER**

Player	GP	G	A	PTS	PIM	+	-	PP	SH	GW
Dennis Maruk	80	31	50	81	71	-21	12	12	0	2
Mike Gartner	73	38	38	76	54	-2	10	10	1	3
Bob Carpenter	80	32	37	69	64	E	14	0	0	4
Bengt Gustafsson	67	22	42	64	16	9	2	0	0	4
Alan Haworth	74	23	27	50	34	-5	5	0	0	2
*Milan Novy	73	18	30	48	16	1	3	0	0	3
Craig Laughlin	75	17	27	44	41	-7	5	0	0	3
Bobby Gould	80	22	18	40	43	16	0	0	0	6
Ken Houston	71	25	14	39	93	-8	9	0	0	0
Glen Currie	68	11	28	39	20	18	0	0	0	2
Gaetan Duchesne	77	18	19	37	52	15	0	1	1	6
Greg Theberge	70	8	28	36	20	-3	7	0	0	1
Rod Langway	80	3	29	32	75	0	1	0	0	0
Doug Jarvis	80	8	22	30	10	-12	0	1	0	0
Brian Engblom	73	5	22	27	59	-4	4	0	0	0
*Scott Stevens	77	9	16	25	195	14	0	0	0	0
Timo Blomqvist	61	1	17	18	67	15	1	0	0	1
Chris Valentine	23	7	10	17	14	-2	1	0	0	1
Ted Bulley	39	4	9	13	47	-3	0	0	0	1
Darren Veitch	10	0	8	8	0	-1	0	0	0	0
Randy Holt	70	0	8	8	275	-7	0	0	0	0
Paul MacKinnon	19	2	2	4	8	1	1	0	0	0
Torrie Robertson	5	2	0	2	4	-2	0	0	0	0
Lee Norwood	8	0	1	1	14	-3	0	0	0	0
Doug Hicks	6	0	0	0	7	-3	0	0	0	0
Al Jensen	40	0	0	0	6	E	0	0	0	0
Pat Riffin	38	0	0	0	4	E	0	0	0	0
*Eric Calder	1	0	0	0	0	E	0	0	0	0

Goaltender	GP	MIN	GA	SO	EN	GAA	W-L-T
Al Jensen	40	2,358	135	1#	1	3.43	22-12-6
Pat Riffin	38	2,161	121	0#	4	3.36	16-9-9
Dave Parro	6	261	19	0	1	4.37	1-3-1
Robbie Moore	1	20	1	0	1	3.00	0-1-0

# Shared team shutdown on 4/3

\* Indicates rookie

Date	Opponent	Result	Record	Pts
10/6	@ NY Rangers	W 5-4	1-0-0	2
10/9	Philadelphia	L 2-3	1-1-0	2
10/10	@ Philadelphia	L 4-6	1-2-0	2
10/13	@ Toronto	W 5-3	2-2-0	4
10/16	Buffalo	L 2-9	2-3-0	4
10/20	Montreal	T 3-3	2-3-1	5
10/21	@ NY Islanders	L 3-6	2-4-1	5
10/23	Minnesota	L 1-3	2-5-1	5
10/27	@ Pittsburgh	L 5-7	2-6-1	5
10/30	@ St. Louis	W 6-5	3-6-1	7
11/3	@ Chicago	T 3-3	3-6-2	8
11/5	St. Louis	L 3-4	3-7-2	8
11/7	Hartford	W 6-2	4-7-2	10
11/8	@ New Jersey	T 2-2	4-7-3	11
11/10	New Jersey	W 3-0	5-7-3	13
11/13	NY Islanders	W 3-1	6-7-3	15
11/16	Calgary	W 5-3	7-7-3	17
11/19	@ Winnipeg	T 3-3	7-7-4	18
11/21	@ Vancouver	L 3-5	7-8-4	18
11/23	@ Calgary	L 3-6	7-9-4	18
11/24	@ Edmonton	T 3-3	7-9-5	19
11/26	Toronto	W 5-3	8-9-5	21
11/28	NY Islanders	T 3-3	8-9-6	22
12/2	Pittsburgh	W 5-4	9-9-6	24
12/4	Chicago	W 4-2	10-9-6	26
12/7	Winnipeg	T 3-3	10-9-7	27
12/9	@ New Jersey	W 6-4	11-9-7	29
12/10	NY Rangers	T 4-4	11-9-8	30
12/12	Boston	W 4-3	12-9-8	32
12/14	Los Angeles	W 7-2	13-9-8	34
12/16	@ Minnesota	T 4-4	13-9-9	35
12/18	@ Pittsburgh	W 3-1	14-9-9	37
12/19	@ Philadelphia	W 3-1	15-9-9	39
12/23	@ NY Islanders	W 5-1	16-9-9	41
12/26	Philadelphia	L 3-6	16-10-9	41
12/28	Pittsburgh	W 6-3	17-10-9	43
12/30	@ Hartford	T 4-4	17-10-10	44
1/1	NY Rangers	L 2-7	17-11-10	44
1/2	@ Quebec	W 7-4	18-11-10	46
1/5	@ Detroit	W 5-2	19-11-10	48
1/6	Toronto	L 1-3	19-12-10	48
1/8	@ St. Louis	T 3-3	19-12-11	49
1/11	Los Angeles	L 7-9	19-13-11	49
1/14	@ Buffalo	L 2-3	19-14-11	49
1/15	Buffalo	L 2-4	19-15-11	49
1/18	Philadelphia	W 4-1	20-15-11	51
1/19	@ Chicago	W 6-4	21-15-11	53
1/21	Quebec	L 4-5	21-16-11	53
1/23	New Jersey	W 3-1	22-16-11	55
1/26	@ Pittsburgh	W 6-2	23-16-11	57
1/28	Pittsburgh	W 7-2	24-16-11	59
1/29	@ Montreal	T 3-3	24-16-12	60
2/1	Detroit	W 5-2	25-16-12	62
2/3	Minnesota	W 3-1	26-16-12	64
2/5	New Jersey	W 5-4	27-16-12	66
2/6	@ Quebec	T 4-4	27-16-13	67
2/10	@ NY Islanders	L 3-8	27-17-13	67
2/13	Winnipeg	W 6-1	28-17-13	69
2/16	@ NY Rangers	L 4-5	28-18-13	69
2/18	@ Vancouver	W 2-1	29-18-13	71
2/19	@ Los Angeles	T 3-3	29-18-14	72
2/23	@ Edmonton	L 3-6	29-19-14	72
2/24	@ Calgary	W 4-2	30-19-14	74
2/26	@ Montreal	L 1-4	30-20-14	74
3/2	Edmonton	L 3-5	30-21-14	74
3/3	@ NY Rangers	W 4-3	31-21-14	76
3/5	Philadelphia	W 4-3	32-21-14	78
3/8	@ New Jersey	W 5-4	33-21-14	80
3/12	@ NY Islanders	L 2-6	33-22-14	80
3/13	Boston	W 6-4	34-22-14	82
3/16	Hartford	W 5-4	35-22-14	84
3/17	@ Boston	W 2-1	36-22-14	86
3/20	@ Philadelphia	W 3-2	37-22-14	88
3/23	Vancouver	T 1-1	37-22-15	89
3/24	New Jersey	W 5-3	38-22-15	91
3/26	Pittsburgh	T 4-4	38-22-16	92
3/27	@ NY Rangers	L 4-5	38-23-16	92
3/30	NY Islanders	L 1-7	38-24-16	92
4/1	@ Detroit	L 7-8	38-25-16	92
4/3	NY Rangers	W 3-0	39-25-16	94

\* Postponed from February 11 due to weather





# 1981-82

# 26-41-13, 65 points

	W	L	T	PTS
Home	16	16	8	40
Away	10	25	5	25
1st Half	12	25	3	27
2nd Half	14	16	10	38
October	1	11	0	2
November	5	4	2	12
December	4	9	1	9
January	4	5	5	13
February	6	6	1	13
March	4	6	4	12
April	2	0	0	4

## Head Coach

Gary Green 1-12-0  
Roger Crozier (Nov. 5) 0-1-0  
Bryan Murray (Nov. 11) 25-28-13



BOB CARPENTER

Player	GP	G	A	PTS	PIM	+/-	PP	SH	GW
Dennis Maruk	80	60	76	136	128	-4	20	2	1
Ryan Walter	78	38	49	87	142	-3	19	1	3
Mike Gartner	80	35	45	80	121	-11	5	2	5
*Bob Carpenter	80	32	35	67	69	-23	7	1	3
*Chris Valentine	60	30	37	67	92	-15	18	0	5
Bengt Gustafsson	70	26	34	60	40	-20	3	0	2
Darren Veitch	67	9	44	53	54	-17	5	0	1
Greg Theberge	57	5	32	37	49	-8	2	0	0
Bobby Gould	76	21	13	34	73	-5	1	0	2
Washington	60	18	13	31	69	-3	1	0	1
Rick Green	65	3	25	28	93	-12	1	0	0
Terry Murray	74	3	22	25	60	-14	0	0	0
Doug Hicks	51	3	21	24	66	-1	1	0	0
Washington	12	0	1	1	11	-7	0	0	0
*Gaetan Duchesne	74	9	14	23	46	-6	0	0	1
*Torrie Robertson	54	8	13	21	204	-1	3	0	0
Lee Norwood	28	7	10	17	127	8	3	0	1
Washington	26	7	10	17	125	7	3	0	1
Tim Tookey	28	8	8	16	3	-9	5	0	0
Glen Currie	43	7	7	14	14	-2	0	1	0
Wes Jarvis	26	1	12	13	18	5	0	0	0
*Lou Franceschetti	30	2	10	12	23	-4	0	0	1
*Timo Blomqvist	44	1	11	12	62	-17	0	0	0
Paul MacKinnon	39	2	9	11	35	-10	0	0	0
Randy Holt	61	2	6	8	259	-11	0	0	0
Washington	53	2	6	8	250	-7	0	0	0
Jim McTaggart	19	2	4	6	20	-2	0	1	1
Tony Cassolato	12	1	4	5	4	1	0	0	0
Bob Kelly	16	0	4	4	12	-12	0	0	0
*Todd Bidner	12	2	1	3	7	E	0	0	1
Jean Pronovost	10	1	2	3	4	-7	0	0	0
Alan Hangsleben	17	1	1	2	19	-3	0	0	0
Tom Rowe	6	1	1	2	18	E	0	0	0
Howard Walker	16	0	2	2	26	-9	0	0	0
*Al Jensen	26	0	2	2	6	E	0	0	0
*Mike Siltala	3	1	0	1	2	-1	0	0	0
Mike Palmateer	11	0	1	1	6	E	0	0	0
Dave Parro	52	0	1	1	4	E	0	0	0
Pierre Bouchard	1	0	0	0	10	-2	0	0	0
*Tony Camazzola	3	0	0	0	4	1	0	0	0
*Jay Johnston	6	0	0	0	4	-2	0	0	0
*Harvie Poczca	2	0	0	0	2	-2	0	0	0
*Eric Calder	1	0	0	0	0	E	0	0	0
Errol Rausse	2	0	0	0	0	-2	0	0	0
*Jim McGeough	4	0	0	0	0	-2	0	0	0
Goaltender	GP	MIN	GA	SO	EN	GAA	W-L-T		
Al Jensen	26	1,274	81	0	0	3.81	8-8-4		
Dave Parro	52	2,942	206	1	4	4.20	16-26-7		
Mike Palmateer	11	584	47	0	0	4.83	2-7-2		

\* Indicates rookie

Date	Opponent	Result	Record	Pts
10/7	@ Buffalo	L 3-5	0-1-0	0
10/10	Detroit	W 6-3	1-1-0	2
10/11	@ Boston	L 3-6	1-2-0	2
10/14	Philadelphia	L 4-5	1-3-0	2
10/15	@ Philadelphia	L 2-5	1-4-0	2
10/17	Buffalo	L 2-4	1-5-0	2
10/21	Quebec	L 3-6	1-6-0	2
10/23	NY Islanders	L 2-4	1-7-0	2
10/24	@ NY Islanders	L 4-6	1-8-0	2
10/28	@ Vancouver	L 0-3	1-9-0	2
10/29	@ Los Angeles	L 3-4	1-10-0	2
10/31	@ Colorado	L 4-6	1-11-0	2
11/4	Minnesota	L 1-6	1-12-0	2
11/7	NY Rangers	L 1-3	1-13-0	2
11/11	Pittsburgh	L 2-3	1-14-0	2
11/13	Detroit	T 3-3	1-14-1	3
11/14	@ Hartford	W 4-0	2-14-1	5
11/18	Colorado	W 7-1	3-14-1	7
11/21	Philadelphia	W 10-4	4-14-1	9
11/22	@ Philadelphia	W 3-2	5-14-1	11
11/25	@ Minnesota	T 4-4	5-14-2	12
11/27	Montreal	W 5-2	6-14-2	14
11/28	@ Hartford	L 2-6	6-15-2	14
12/2	Calgary	W 9-3	7-15-2	16
12/4	Winnipeg	W 7-3	8-15-2	18
12/5	@ Toronto	L 4-9	8-16-2	18
12/9	@ Chicago	L 3-7	8-17-2	18
12/11	Toronto	W 11-2	9-17-2	20
12/12	@ Pittsburgh	L 4-7	9-18-2	20
12/14	@ Montreal	L 3-6	9-19-2	20
12/17	@ NY Islanders	L 1-4	9-20-2	20
12/19	Chicago	L 4-6	9-21-2	20
12/20	@ NY Rangers	W 3-2	10-21-2	22
12/23	Boston	L 4-7	10-22-2	22
12/26	NY Rangers	T 4-4	10-22-3	23
12/27	@ Buffalo	L 2-3	10-23-3	23
12/30	@ Pittsburgh	L 2-6	10-24-3	23
1/2	Vancouver	W 5-2	11-24-3	25
1/3	@ NY Rangers	W 4-3	12-24-3	27
1/5	@ Quebec	L 0-3	12-25-3	27
1/7	Los Angeles	T 3-3	12-25-4	28
1/9	@ St. Louis	L 4-7	12-26-4	28
1/13	Edmonton	T 6-6	12-26-5	29
1/16	@ Detroit	T 5-5	12-26-6	30
1/17	NY Islanders	T 2-2	12-26-7	31
1/20	@ Winnipeg	L 0-3	12-27-7	31
1/23	@ Boston	L 1-3	12-28-7	31
1/24	@ NY Rangers	T 4-4	12-28-8	32
1/27	NY Rangers	L 4-5	12-29-8	32
1/30	Chicago	W 5-2	13-29-8	34
1/31	Pittsburgh	W 8-3	14-29-8	36
2/2	@ NY Islanders	L 6-7	14-30-8	36
2/4	NY Islanders	L 2-5	14-31-8	36
2/6	@ Pittsburgh	W 6-4	15-31-8	38
2/7	Quebec	T 5-5	15-31-9	39
2/11	@ Calgary	W 5-3	16-31-9	41
2/12	@ Edmonton	L 3-5	16-32-9	41
2/14	@ Colorado	L 3-5	16-33-9	41
2/17	@ Los Angeles	W 5-2	17-33-9	43
2/20	@ Minnesota	L 3-7	17-34-9	43
2/21	@ Winnipeg	W 6-3	18-34-9	45
2/25	St. Louis	W 9-1	19-34-9	47
2/27	Hartford	W 7-1	20-34-9	49
2/28	Edmonton	L 1-4	20-35-9	49
3/3	St. Louis	W 8-4	21-35-9	51
3/5	Calgary	W 8-6	22-35-9	53
3/7	@ Philadelphia	L 1-7	22-36-9	53
3/10	Pittsburgh	L 2-7	22-37-9	53
3/13	Philadelphia	W 6-3	23-37-9	55
3/14	@ NY Rangers	T 5-5	23-37-10	56
3/17	Vancouver	T 6-6	23-37-11	57
3/20	NY Rangers	L 3-4	23-38-11	57
3/21	NY Islanders	L 2-3	23-39-11	57
3/23	@ NY Islanders	L 1-8	23-40-11	57
3/25	@ Philadelphia	W 4-3	24-40-11	59
3/27	Philadelphia	T 4-4	24-40-12	60
3/28	Pittsburgh	L 5-6	24-41-12	60
3/31	@ Pittsburgh	T 4-4	24-41-13	61
4/3	@ Toronto	W 6-4	25-41-13	63
4/4	Montreal	W 3-1	26-41-13	65



# 1980-81

# 26-36-18, 70 points

	W	L	T	PTS
Home	16	17	7	39
Away	10	19	11	31
1st Half	13	16	11	37
2nd Half	13	20	7	33
October	3	4	3	9
November	5	2	6	16
December	5	7	2	12
January	5	8	1	11
February	1	7	4	6
March	5	7	2	12
April	2	1	0	4

**Head Coach**  
Gary Green



**DENNIS MARUK**

Player	GP	G	A	PTS	PIM	+/-	PP	SH	GW
Dennis Maruk	80	50	47	97	87	-7	16	2	5
Mike Gartner	80	48	46	94	100	-5	13	0	3
Ryan Walter	80	24	45	69	150	-9	4	0	1
Bob Kelly	80	26	36	62	157	-13	8	0	4
Jean Pronovost	80	22	36	58	61	-9	6	1	4
Bengt Gustafsson	72	21	34	55	26	11	4	2	1
Dennis Ververgaert	79	14	27	41	40	-5	2	0	2
Rick Green	65	8	23	31	91	-15	2	0	1
*Darren Veitch	59	4	21	25	46	-12	1	0	1
Alan Hangsleben	76	5	19	24	198	-7	0	0	0
*Tim Tookey	29	10	13	23	18	-6	6	0	1
Wes Jarvis	55	9	14	23	30	-9	0	1	0
Paul Mulvey	55	7	14	21	166	-9	1	0	0
Glen Currie	40	5	13	18	16	-5	2	1	0
Guy Charron	47	5	13	18	2	-4	2	1	0
Pat Ribble	67	3	15	18	103	-13	3	0	1
Rolf Edberg	45	8	8	16	6	1	0	0	0
*Howard Walker	64	2	10	12	100	9	2	0	0
Rick Smith	51	5	6	11	42	2	2	0	2
Washington	40	5	4	9	36	7	2	0	2
Pierre Bouchard	50	3	7	10	28	-18	0	0	0
Mike Palmateer	49	0	8	8	17	E	0	0	0
*Jim McTaggart	52	1	6	7	185	-5	0	0	0
Yvon Labre	25	2	4	6	100	-2	0	0	0
Mark Lofthouse	3	1	1	2	4	E	0	0	0
Errol Rausse	5	1	1	2	0	1	0	0	0
Greg Theberge	1	1	0	1	0	-2	0	0	0
*Archie Henderson	7	1	0	1	28	-1	0	0	0
*Dwayne Lowdermilk	2	0	1	1	2	-1	0	0	0
*Dave Parro	18	0	1	1	2	E	0	0	0
*Jay Johnston	2	0	0	0	9	E	0	0	0
Tony Cassolato	2	0	0	0	0	E	0	0	0
*Torrie Robertson	3	0	0	0	0	-2	0	0	0
Paul MacKinnon	14	0	0	0	22	5	0	0	0
Wayne Stephenson	20	0	0	0	4	E	0	0	0
Rollie Boutin	2	0	0	0	0	E	0	0	0
Gary Inness	3	0	0	0	0	E	0	0	0

Goaltender	GP	MIN	GA	SO	EN	GAA	W-L-T
Mike Palmateer	49	2,679	172	2	6	3.85	18-19-9
Wayne Stephenson	20	1,010	66	1	0	3.92	4-7-5
*Dave Parro	18	811	49	1	2	3.63	4-7-2
Gary Inness	3	180	9	0	1	3.00	0-1-2
Rollie Boutin	2	120	11	0	1	5.50	0-2-0

\* Indicates rookie

Date	Opponent	Result	Record	Pts
10/10	Winnipeg	W 4-1	1-0-0	2
10/12	NY Islanders	L 1-2	1-1-0	2
10/15	Montreal	T 3-3	1-1-1	3
10/18	NY Rangers	W 8-2	2-1-1	5
10/19	@ Chicago	L 4-8	2-2-1	5
10/21	Chicago	W 2-0	3-2-1	7
10/24	St. Louis	L 2-3	3-3-1	7
10/25	@ St. Louis	T 3-3	3-3-2	8
10/29	@ Los Angeles	L 2-4	3-4-2	8
10/30	@ Colorado	T 5-5	3-4-3	9
11/1	@ Edmonton	T 2-2	3-4-4	10
11/2	@ Winnipeg	T 4-4	3-4-5	11
11/5	Los Angeles	L 3-5	3-5-5	11
11/8	Buffalo	T 3-3	3-5-6	12
11/9	@ Buffalo	T 3-3	3-5-7	13
11/12	@ Pittsburgh	W 3-1	4-5-7	15
11/15	@ Hartford	W 8-4	5-5-7	17
11/18	@ Quebec	L 2-6	5-6-7	17
11/20	Calgary	W 4-2	6-6-7	19
11/22	Boston	T 2-2	6-6-8	20
11/26	@ Detroit	T 7-7	6-6-9	21
11/28	Toronto	W 6-2	7-6-9	23
11/29	@ Toronto	W 7-3	8-6-9	25
12/3	Minnesota	T 3-3	8-6-10	26
12/6	Colorado	W 8-6	9-6-10	28
12/7	@ Boston	L 3-7	9-7-10	28
12/9	Vancouver	L 2-4	9-8-10	28
12/10	@ NY Rangers	L 2-6	9-9-10	28
12/12	Pittsburgh	L 2-6	9-10-10	28
12/14	Detroit	L 4-5	9-11-10	28
12/17	Edmonton	W 5-2	10-11-10	30
12/20	Philadelphia	L 2-5	10-12-10	30
12/21	@ Philadelphia	W 6-0	11-12-10	32
12/26	NY Rangers	W 7-3	12-12-10	34
12/27	@ Montreal	L 4-7	12-13-10	34
12/30	@ Vancouver	T 3-3	12-13-11	35
12/31	@ Winnipeg	W 5-3	13-13-11	37
1/3	@ Minnesota	L 0-3	13-14-11	37
1/4	Philadelphia	L 1-8	13-15-11	37
1/7	@ Edmonton	L 3-6	13-16-11	37
1/8	@ Calgary	L 0-6	13-17-11	37
1/10	@ Minnesota	L 2-3	13-18-11	37
1/12	@ Colorado	W 2-1	14-18-11	39
1/15	Los Angeles	W 3-0	15-18-11	41
1/17	@ NY Islanders	L 4-6	15-19-11	41
1/18	Hartford	W 3-2	16-19-11	43
1/21	Minnesota	L 1-2	16-20-11	43
1/24	Buffalo	L 4-7	16-21-11	43
1/27	Winnipeg	W 4-3	17-21-11	45
1/29	Vancouver	W 3-1	18-21-11	47
1/31	@ Pittsburgh	T 4-4	18-21-12	48
2/1	Edmonton	W 7-4	19-21-12	50
2/3	@ Vancouver	T 3-3	19-21-13	51
2/5	@ Calgary	L 2-5	19-22-13	51
2/7	@ Los Angeles	T 4-4	19-22-14	52
2/12	@ Buffalo	L 3-6	19-23-14	52
2/14	@ Montreal	L 1-6	19-24-14	52
2/18	Chicago	T 5-5	19-24-15	53
2/21	@ NY Rangers	L 4-6	19-25-15	53
2/22	Quebec	L 7-11	19-26-15	53
2/25	@ Chicago	T 2-2	19-26-16	54
2/26	Pittsburgh	L 5-7	19-27-16	54
2/28	@ St. Louis	L 4-7	19-28-16	54
3/3	Calgary	L 3-6	19-29-16	54
3/4	@ Quebec	L 4-7	19-30-16	54
3/8	Toronto	W 7-3	20-30-16	56
3/10	Colorado	W 4-3	21-30-16	58
3/11	@ Hartford	W 5-2	22-30-16	60
3/13	Boston	L 1-7	22-31-16	60
3/14	@ Toronto	L 3-5	22-32-16	60
3/18	Quebec	L 4-6	22-33-16	60
3/21	St. Louis	T 3-3	22-33-17	61
3/22	Montreal	T 2-2	22-33-18	62
3/24	@ Philadelphia	W 5-2	23-33-18	64
3/26	@ Detroit	W 2-0	24-33-18	66
3/27	Hartford	L 3-5	24-34-18	66
3/29	NY Islanders	L 4-5	24-35-18	66
4/2	@ Boston	W 3-2	25-35-18	68
4/4	@ NY Islanders	L 1-4	25-36-18	68
4/5	Detroit	W 7-2	26-36-18	70



# 1979-80

# 27-40-13, 67 points

	W	L	T	PTS
Home	20	14	6	46
Away	7	26	7	21
1st Half	11	23	6	28
2nd Half	16	17	7	39
October	3	6	1	7
November	1	10	3	5
December	5	7	1	11
January	4	5	3	11
February	6	5	2	14
March	7	6	2	16
April	1	1	1	3

## Head Coach

Dan Belisle 4-10-2  
Gary Green (Nov. 14) 23-30-11



**BENGT GUSTAFSSON**

Player	GP	G	A	PTS	PIM	+/-	PP	SH	GW
Mike Gartner	77	36	32	68	66	15	4	0	3
Ryan Walter	80	24	42	66	106	-1	12	1	1
*Bengt Gustafsson	80	22	38	60	17	-17	6	1	3
Robert Picard	78	11	43	54	122	-21	5	0	1
Rolf Edberg	63	23	23	46	12	-5	4	1	7
Alan Hangesleben	74	13	22	35	114	10	2	0	2
Washington	37	10	7	17	45	1	2	0	1
Paul Mulvey	77	15	19	34	240	-8	2	0	3
Mark Lofthouse	68	15	18	33	20	-4	1	0	1
Bob Sirois	49	15	17	32	18	-5	4	1	2
Guy Charron	33	11	20	31	6	-2	5	0	1
Dennis Maruk	27	10	17	27	8	E	1	1	0
Wes Jarvis	63	11	15	26	8	-3	0	0	0
Rick Green	71	4	20	24	52	-10	0	0	1
*Antero Lehtonen	65	9	12	21	14	-4	2	0	1
Mike Kaszycki	28	7	10	17	10	-5	1	0	0
Leif Svensson	47	4	11	15	21	-10	0	0	0
Pierre Bouchard	54	5	9	14	16	-7	0	0	0
*Paul MacKinnon	63	1	11	12	22	-1	0	0	0
Pat Ribble	55	2	9	11	52	-15	0	0	0
Washington	19	1	5	6	30	2	0	0	0
*Errol Rausse	24	6	2	8	0	4	0	0	0
Peter Scamurra	23	3	5	8	6	-1	1	0	0
Greg Polis	28	1	5	6	19	-6	0	0	0
Yvon Labre	18	0	5	5	38	3	0	0	0
*Tim Coulis	19	1	2	3	27	-6	0	0	0
*Glen Currie	32	2	0	2	2	-2	0	0	0
Dennis Hextall	15	1	1	2	49	-5	0	0	0
Wayne Stephenson	56	0	2	2	20	E	0	0	0
Tony Cassolato	9	0	2	2	0	2	0	0	0
*Brent Tremblay	9	1	0	1	6	1	0	0	0
Gary Rissling	11	0	1	1	49	-6	0	0	0
*Rollie Boutin	18	0	1	1	6	E	0	0	0
*Greg Theberge	12	0	1	1	0	-3	0	0	0
Gary Inness	14	0	0	0	2	E	0	0	0
*Harvie Poczca	1	0	0	0	0	E	0	0	0

Goaltender	GP	MIN	GA	SO	EN	GAA	W-L-T
Wayne Stephenson	56	3,146	187	0	5	3.57	18-24-10
*Rollie Boutin	18	927	54	0	0	3.50	7-7-1
Gary Inness	14	727	44	0	3	3.63	2-9-2

\* Indicates rookie

Date	Opponent	Result	Record	Pts
10/11	@ Buffalo	L 3-6	0-1-0	0
10/13	Boston	L 2-5	0-2-0	0
10/14	@ NY Rangers	W 5-3	1-2-0	2
10/16	Los Angeles	W 8-6	2-2-0	4
10/19	Toronto	L 3-5	2-3-0	4
10/20	@ Pittsburgh	L 1-5	2-4-0	4
10/24	@ Los Angeles	L 3-5	2-5-0	4
10/27	@ Vancouver	L 3-5	2-6-0	4
10/28	@ Edmonton	W 6-4	3-6-0	6
10/30	Montreal	T 2-2	3-6-1	7
11/2	@ Winnipeg	T 1-1	3-6-2	8
11/3	@ Minnesota	L 1-7	3-7-2	8
11/5	@ Montreal	L 0-2	3-8-2	8
11/7	Winnipeg	W 6-3	4-8-2	10
11/10	Buffalo	L 3-5	4-9-2	10
11/13	Edmonton	L 3-5	4-10-2	10
11/15	@ Boston	L 2-3	4-11-2	10
11/16	Detroit	L 2-4	4-12-2	10
11/18	Atlanta	L 2-4	4-13-2	10
11/20	@ Colorado	T 3-3	4-13-3	11
11/21	@ Chicago	L 0-4	4-14-3	11
11/24	Buffalo	L 1-6	4-15-3	11
11/25	@ Quebec	T 2-2	4-15-4	12
11/28	Toronto	L 2-4	4-16-4	12
12/1	Quebec	W 7-2	5-16-4	14
12/2	@ Buffalo	L 0-2	5-17-4	14
12/4	Hartford	T 3-3	5-17-5	15
12/7	Pittsburgh	L 3-5	5-18-5	15
12/8	@ St. Louis	L 1-5	5-19-5	15
12/12	Minnesota	L 4-5	5-20-5	15
12/15	NY Rangers	W 5-4	6-20-5	17
12/19	@ Hartford	L 4-5	6-21-5	17
12/21	Vancouver	W 2-1	7-21-5	19
12/22	@ NY Islanders	L 1-2	7-22-5	19
12/26	@ Toronto	W 8-2	8-22-5	21
12/28	Chicago	W 6-2	9-22-5	23
12/30	@ NY Rangers	L 2-5	9-23-5	23
1/4	@ Hartford	W 6-3	10-23-5	25
1/5	@ Minnesota	T 2-2	10-23-6	26
1/11	Vancouver	W 7-4	11-23-6	28
1/12	@ NY Islanders	L 2-5	11-24-6	28
1/15	@ Philadelphia	L 4-7	11-25-6	28
1/16	Edmonton	L 2-5	11-26-6	28
1/19	Philadelphia	T 4-4	11-26-7	29
1/20	@ Quebec	L 2-3	11-27-7	29
1/22	Winnipeg	W 5-4	12-27-7	31
1/26	Quebec	T 1-1	12-27-8	32
1/27	NY Islanders	W 7-1	13-27-8	34
1/30	@ Chicago	L 2-5	13-28-8	34
2/1	@ Atlanta	L 2-4	13-29-8	34
2/2	NY Rangers	L 3-6	13-30-8	34
2/6	@ Detroit	T 2-2	13-30-9	35
2/8	@ Winnipeg	W 6-3	14-30-9	37
2/12	@ Los Angeles	W 5-2	15-30-9	39
2/15	@ Edmonton	L 2-8	15-31-9	39
2/16	@ Vancouver	W 5-3	16-31-9	41
2/19	Montreal	W 3-1	17-31-9	43
2/21	@ Atlanta	L 0-3	17-32-9	43
2/23	Chicago	W 6-2	18-32-9	45
2/24	@ Colorado	T 1-1	18-32-10	46
2/26	Los Angeles	W 5-3	19-32-10	48
2/28	@ Detroit	L 1-4	19-33-10	48
3/1	@ Montreal	L 3-6	19-34-10	48
3/2	Colorado	L 1-3	19-35-10	48
3/5	St. Louis	W 7-5	20-35-10	50
3/8	Hartford	W 9-5	21-35-10	52
3/9	NY Islanders	W 3-1	22-35-10	54
3/12	Boston	W 6-4	23-35-10	56
3/15	Detroit	W 5-2	24-35-10	58
3/16	@ Boston	T 3-3	24-35-11	59
3/18	Colorado	W 4-1	25-35-11	61
3/21	Minnesota	L 3-4	25-36-11	61
3/22	@ St. Louis	L 2-6	25-37-11	61
3/24	@ Toronto	L 1-6	25-38-11	61
3/26	St. Louis	W 4-2	26-38-11	63
3/29	Philadelphia	T 3-3	26-38-12	64
3/30	@ Pittsburgh	L 0-4	26-39-12	64
4/1	Pittsburgh	W 6-2	27-39-12	66
4/3	@ Philadelphia	L 2-4	27-40-12	66
4/5	Atlanta	T 4-4	27-40-13	67





# 1978-79

# 24-41-15, 63 points

	W	L	T	PTS
Home	15	19	6	36
Away	9	22	9	27
1st Half	10	23	7	27
2nd Half	14	18	8	36
October	1	5	2	4
November	4	9	2	10
December	3	8	3	9
January	9	5	1	19
February	1	7	2	4
March	3	6	5	11
April	3	1	0	6

## Head Coach

Dan Belisle



ROBERT PICARD

Player	GP	G	A	PTS	PIM	+/-	PP	SH	GW
Dennis Maruk	78	31	59	90	71	-15	6	2	3
Washington	76	31	59	90	71	-14	6	2	3
Guy Charron	80	28	42	70	24	-14	9	0	4
Robert Picard	77	21	44	65	85	3	8	0	2
Tom Rowe	69	31	30	61	137	-6	4	0	4
*Ryan Walter	69	28	28	56	70	-1	6	0	1
Bob Sirois	73	29	25	54	6	-6	9	0	3
*Rolf Edberg	76	14	27	41	6	11	1	0	2
Rick Green	71	8	33	41	62	-45	2	1	0
*Leif Svensson	74	2	29	31	28	-3	0	0	0
Bob Girard	79	9	15	24	36	-15	0	0	0
Mark Lofthouse	52	13	10	23	10	-11	1	0	0
Dennis Hextall	46	6	17	23	76	10	2	0	0
Washington	26	2	9	11	43	-13	0	0	0
Greg Polis	25	13	7	20	14	4	6	0	1
Washington	19	12	6	18	6	3	6	0	1
Blair Stewart	45	7	12	19	48	1	0	0	0
Gord Lane	64	3	15	18	147	-15	0	0	0
Yvon Labre	51	1	13	14	80	7	0	0	0
Michel Bergeron	30	7	6	13	7	-18	1	0	1
*Paul Mulvey	55	7	4	11	81	-18	1	0	1
Greg Carroll	24	5	6	11	12	-2	0	0	0
Peter Scamurra	30	3	5	8	12	-13	0	1	0
Jack Lynch	30	2	6	8	14	2	1	0	0
*Gary Rissling	26	3	3	6	127	-5	1	0	1
Gerry Meehan	18	2	4	6	0	-3	1	0	1
Bill Riley	24	2	2	4	64	-6	0	0	0
Ron Lalonde	18	1	3	4	4	-1	0	1	0
Eddy Godin	9	0	3	3	6	-2	0	0	0
Gary Inness	37	0	2	2	6	E	0	0	0
Chuck Arnason	13	0	2	2	4	-1	0	0	0
Craig Patrick	3	1	1	2	0	-1	0	0	0
Doug Patey	6	1	0	1	2	-2	0	0	0
Dave Forbes	2	0	1	1	2	E	0	0	0
Gord Smith	39	0	1	1	22	-7	0	0	0
Bryan Watson	20	0	1	1	36	-7	0	0	0
Jim Bedard	30	0	0	0	6	E	0	0	0
Bernie Wolfe	18	0	0	0	15	E	0	0	0
*Nelson Burton	3	0	0	0	13	-2	0	0	0
Mike Marson	4	0	0	0	0	-3	0	0	0
*Rollie Boutin	2	0	0	0	0	E	0	0	0
Rick Bragnalo	2	0	0	0	0	-1	0	0	0
*Brent Tremblay	1	0	0	0	0	E	0	0	0
Pierre Bouchard	1	0	0	0	0	1	0	0	0

Goaltender	GP	MIN	GA	SO	EN	GAA	W-L-T
Gary Inness	37	2,107	130	0	2	3.70	14-14-8
Jim Bedard	30	1,740	126	0	1	4.35	6-17-6
Bernie Wolfe	18	863	68	0	0	4.73	4-9-1
*Rollie Boutin	2	90	10	0	1	6.67	0-1-0

\* Indicates rookie

Date	Opponent	Result	Record	Pts
10/11	@ Los Angeles	W 4-2	1-0-0	2
10/13	@ Atlanta	T 3-3	1-0-1	3
10/14	Atlanta	L 3-6	1-1-1	3
10/18	Chicago	L 2-4	1-2-1	3
10/20	Los Angeles	L 4-6	1-3-1	3
10/21	@ Pittsburgh	L 1-5	1-4-1	3
10/25	@ Chicago	T 2-2	1-4-2	4
10/28	@ Los Angeles	L 1-5	1-5-2	4
11/1	Pittsburgh	W 6-4	2-5-2	6
11/2	@ Montreal	L 2-4	2-6-2	6
11/4	@ NY Islanders	L 1-4	2-7-2	6
11/5	Detroit	T 3-3	2-7-3	7
11/8	Montreal	L 0-6	2-8-3	7
11/9	@ Boston	L 2-6	2-9-3	7
11/11	Buffalo	L 0-2	2-10-3	7
11/14	Atlanta	W 8-7	3-10-3	9
11/15	@ Minnesota	W 3-2	4-10-3	11
11/17	NY Islanders	L 2-4	4-11-3	11
11/21	@ St. Louis	W 4-3	5-11-3	13
11/22	St. Louis	L 1-3	5-12-3	13
11/25	Boston	T 5-5	5-12-4	14
11/26	@ NY Rangers	L 4-9	5-13-4	14
11/29	@ Pittsburgh	L 3-5	5-14-4	14
12/1	Pittsburgh	L 4-7	5-15-4	14
12/2	@ St. Louis	L 2-5	5-16-4	14
12/4	@ Los Angeles	L 2-10	5-17-4	14
12/5	@ Colorado	W 4-1	6-17-4	16
12/9	@ Vancouver	W 7-5	7-17-4	18
12/12	Colorado	L 3-4	7-18-4	18
12/14	@ Boston	L 2-5	7-19-4	18
12/15	Minnesota	L 1-6	7-20-4	18
12/17	Toronto	W 7-6	8-20-4	20
12/19	Philadelphia	T 4-4	8-20-5	21
12/21	@ Philadelphia	L 2-5	8-21-5	21
12/23	@ Detroit	T 2-2	8-21-6	22
12/27	@ Minnesota	L 1-6	8-22-6	22
12/30	@ Toronto	T 5-5	8-22-7	23
1/3	Los Angeles	W 8-3	9-22-7	25
1/6	@ Detroit	W 4-1	10-22-7	27
1/7	@ Chicago	L 3-5	10-23-7	27
1/9	Philadelphia	L 2-5	10-24-7	27
1/11	@ Buffalo	L 2-6	10-25-7	27
1/12	Colorado	W 8-1	11-25-7	29
1/14	Vancouver	W 5-3	12-25-7	31
1/16	@ NY Islanders	L 2-6	12-26-7	31
1/19	Detroit	W 5-1	13-26-7	33
1/20	@ Pittsburgh	W 5-2	14-26-7	35
1/24	NY Rangers	W 5-1	15-26-7	37
1/27	Chicago	W 4-1	16-26-7	39
1/28	Toronto	T 2-2	16-26-8	40
1/30	@ Detroit	L 4-7	16-27-8	40
1/31	Los Angeles	W 5-3	17-27-8	42
2/3	Vancouver	L 1-5	17-28-8	42
2/4	Montreal	L 4-8	17-29-8	42
2/15	@ Colorado	W 9-3	18-29-8	44
2/17	@ Montreal	L 0-2	18-30-8	44
2/18	@ NY Rangers	T 6-6	18-30-9	45
2/20	@ Atlanta	L 3-5	18-31-9	45
2/21	Detroit	L 3-4	18-32-9	45
2/24	Buffalo	L 4-6	18-33-9	45
2/25	Montreal	L 5-8	18-34-9	45
2/28	@ Los Angeles	T 3-3	18-34-10	46
3/2	@ Vancouver	W 6-2	19-34-10	48
3/4	Minnesota	W 5-4	20-34-10	50
3/5	Montreal	T 2-2	20-34-11	51
3/10	St. Louis	W 7-5	21-34-11	53
3/11	@ Detroit	T 3-3	21-34-12	54
3/14	Detroit	L 1-4	21-35-12	54
3/17	Pittsburgh	L 2-5	21-36-12	54
3/18	@ Buffalo	T 3-3	21-36-13	55
3/20	NY Rangers	T 2-2	21-36-14	56
3/21	@ Pittsburgh	T 2-2	21-36-15	57
3/24	@ Montreal	L 1-3	21-37-15	57
3/25	@ Philadelphia	L 4-7	21-38-15	57
3/28	@ Toronto	L 2-6	21-39-15	57
3/31	Boston	L 1-4	21-40-15	57
4/1	NY Islanders	W 6-4	22-40-15	59
4/3	Los Angeles	W 6-2	23-40-15	61
4/7	@ Montreal	L 3-10	23-41-15	61
4/8	Pittsburgh	W 5-2	24-41-15	63



# 1977-78

# 17-49-14, 48 points

	W	L	T	PTS
Home	10	23	7	27
Away	7	26	7	21
1st Half	8	23	9	25
2nd Half	9	26	5	23
October	2	5	0	4
November	0	10	5	5
December	4	6	3	11
January	3	9	3	9
February	3	10	0	6
March	2	8	2	6
April	3	1	1	7

**Head Coach**  
Tom McVie



**GERRY MEEHAN**

Player	GP	G	A	PTS	PIM	+/-	PP	SH	GW
Guy Charron	80	38	35	73	12	-25	4	0	3
Bob Sirois	72	24	37	61	6	-11	5	0	1
Gerry Meehan	78	19	24	43	10	-41	7	0	2
*Robert Picard	75	10	27	37	101	-26	2	0	4
Bill Riley	57	13	12	25	125	-15	5	0	0
Bob Girard	52	9	14	23	6	-3	1	0	2
Dave Forbes	77	11	11	22	119	-34	0	0	0
*Tom Rowe	63	13	8	21	82	-18	1	0	0
Bill Collins	74	10	9	19	18	-32	0	1	1
Ace Bailey	40	7	12	19	28	-12	0	0	2
Rick Green	60	5	14	19	67	-35	4	0	1
Rick Bragnalo	44	2	13	15	22	-6	0	0	0
Bryan Watson	79	3	11	14	167	-12	0	1	0
Gord Smith	80	4	7	11	78	-20	0	0	1
Larry Bolonchuk	49	3	8	11	79	-19	0	0	0
Gord Lane	69	2	9	11	195	-19	0	0	0
Jean Lemieux	16	3	7	10	0	-12	3	0	0
Jack Lynch	29	1	8	9	4	-13	0	0	0
Mike Marson	46	4	4	8	101	1	0	0	0
Craig Patrick	44	1	7	8	4	-8	1	0	0
Yvon Labre	22	0	8	8	41	E	0	0	0
*Eddy Godin	18	3	3	6	6	-14	0	0	0
Ron Lalonde	67	1	5	6	16	-18	0	0	0
Walt McKechnie	16	4	1	5	0	-14	1	0	0
Doug Gibson	11	2	1	3	0	-3	0	0	0
*Mark Lofthouse	18	2	1	3	8	-5	0	0	0
*Jim Bedard	43	0	2	2	4	E	0	0	0
*Nelson Burton	5	1	0	1	8	-3	0	0	0
Doug Patey	2	0	1	1	0	1	0	0	0
Blair Stewart	8	0	1	1	9	-3	0	0	0
Tony White	1	0	0	0	0	-4	0	0	0
Gary Smith	17	0	0	0	6	E	0	0	0
Bernie Wolfe	25	0	0	0	0	E	0	0	0

Goaltender	GP	MIN	GA	SO	EN	GAA	W-L-T
*Jim Bedard	43	2,492	152	1	4	3.66	11-23-7
Bernie Wolfe	25	1,328	94	0	1	4.25	4-14-4
Gary Smith	17	980	68	0	2	4.16	2-12-3

\* Indicates rookie

Date	Opponent	Result	Record	Pts
10/14	Pittsburgh	W 2-1	1-0-0	2
10/15	@ Cleveland	L 2-4	1-1-0	2
10/19	Montreal	L 3-5	1-2-0	2
10/24	@ Montreal	L 1-5	1-3-0	2
10/26	@ Atlanta	W 6-2	2-3-0	4
10/28	@ Colorado	L 1-8	2-4-0	4
10/29	@ Minnesota	L 4-7	2-5-0	4
11/2	Chicago	T 2-2	2-5-1	5
11/3	@ Philadelphia	L 1-4	2-6-1	5
11/5	Philadelphia	L 1-3	2-7-1	5
11/8	Los Angeles	L 1-5	2-8-1	5
11/9	@ Detroit	T 1-1	2-8-2	6
11/11	Toronto	L 1-3	2-9-2	6
11/13	NY Islanders	L 0-6	2-10-2	6
11/15	@ St. Louis	T 2-2	2-10-3	7
11/16	@ Toronto	L 2-5	2-11-3	7
11/19	Buffalo	L 6-7	2-12-3	7
11/20	@ Buffalo	L 2-5	2-13-3	7
11/23	Atlanta	T 2-2	2-13-4	8
11/24	@ Boston	L 0-6	2-14-4	8
11/26	@ Toronto	T 4-4	2-14-5	9
11/29	@ Los Angeles	L 2-4	2-15-5	9
12/2	Cleveland	L 2-3	2-16-5	9
12/4	Pittsburgh	L 2-4	2-17-5	9
12/6	Vancouver	L 2-5	2-18-5	9
12/7	@ Cleveland	W 5-3	3-18-5	11
12/10	@ Atlanta	L 1-5	3-19-5	11
12/11	St. Louis	W 2-1	4-19-5	13
12/13	@ Vancouver	L 1-3	4-20-5	13
12/17	@ Los Angeles	W 2-1	5-20-5	15
12/21	@ NY Rangers	T 5-5	5-20-6	16
12/23	Detroit	W 3-2	6-20-6	18
12/27	Boston	L 3-6	6-21-6	18
12/28	@ Pittsburgh	T 2-2	6-21-7	19
12/30	NY Rangers	T 3-3	6-21-8	20
1/2	Pittsburgh	W 3-2	7-21-8	22
1/4	Los Angeles	W 4-0	8-21-8	24
1/7	Buffalo	T 4-4	8-21-9	25
1/8	@ Chicago	L 1-3	8-22-9	25
1/11	Detroit	L 3-6	8-23-9	25
1/13	@ Minnesota	T 2-2	8-23-10	26
1/14	NY Islanders	L 0-4	8-24-10	26
1/18	@ Chicago	L 2-5	8-25-10	26
1/19	@ Boston	L 1-4	8-26-10	26
1/21	@ Pittsburgh	W 5-2	9-26-10	28
1/22	@ Detroit	L 3-6	9-27-10	28
1/25	Colorado	T 3-3	9-27-11	29
1/27	Boston	L 2-5	9-28-11	29
1/29	Minnesota	L 0-4	9-29-11	29
1/31	@ Vancouver	L 2-4	9-30-11	29
2/1	@ Los Angeles	L 3-8	9-31-11	29
2/4	@ NY Islanders	L 1-6	9-32-11	29
2/5	@ Buffalo	L 1-4	9-33-11	29
2/10	@ Cleveland	W 4-1	10-33-11	31
2/12	@ Philadelphia	L 1-4	10-34-11	31
2/14	Vancouver	L 2-4	10-35-11	31
2/17	Montreal	L 2-8	10-36-11	31
2/19	Minnesota	W 2-1	11-36-11	33
2/21	Los Angeles	L 1-4	11-37-11	33
2/23	@ Detroit	L 1-4	11-38-11	33
2/25	@ Toronto	L 0-4	11-39-11	33
2/26	Philadelphia	L 1-6	11-40-11	33
2/28	Colorado	W 7-4	12-40-11	35
3/4	@ St. Louis	T 3-3	12-40-12	36
3/8	@ Montreal	L 3-4	12-41-12	36
3/12	@ NY Rangers	L 2-8	12-42-12	36
3/15	Toronto	L 2-5	12-43-12	36
3/18	Cleveland	W 8-3	13-43-12	38
3/19	St. Louis	L 2-3	13-44-12	38
3/22	Chicago	L 2-6	13-45-12	38
3/24 *	NY Rangers	L 4-11	13-46-12	38
3/25	@ Montreal	L 0-5	13-47-12	38
3/26 **	Detroit	L 1-4	13-48-12	38
3/28	Boston	T 4-4	13-48-13	39
3/30	@ Colorado	W 4-3	14-48-13	41
4/1	@ NY Islanders	L 2-3	14-49-13	41
4/2	Montreal	T 4-4	14-49-14	42
4/4	Buffalo	W 4-3	15-49-14	44
4/8	@ Pittsburgh	W 6-4	16-49-14	46
4/9	Atlanta	W 4-2	17-49-14	48

\* Postponed from March 3 due to snow

\*\* Postponed from March 24 due to schedule conflict



# 1976-77

# 24-42-14, 62 points

	W	L	T	PTS
Home	17	15	8	42
Away	7	27	6	20
1st Half	11	23	6	28
2nd Half	13	19	8	34
October	2	6	2	6
November	5	8	0	10
December	3	8	2	8
January	6	6	4	16
February	2	6	5	9
March	6	6	1	13
April	0	2	0	0

**Head Coach**  
Tom McVie



**GUY CHARRON**

Player	GP	G	A	PTS	PIM	+/-	PP	SH	GW
Guy Charron	80	36	46	82	10	-28	6	1	4
Gerry Meehan	80	28	36	64	13	-11	9	1	6
Hartland Monahan	79	23	27	50	37	-28	7	1	4
Ace Bailey	78	19	27	46	51	-21	2	0	2
Bob Sirois	45	13	22	35	2	1	1	0	1
Jack Lynch	75	5	25	30	90	-15	0	0	0
Ron Lalonde	76	12	17	29	24	-20	0	0	0
*Bill Riley	43	13	14	27	124	4	5	0	2
Bill Collins	63	12	15	27	30	-8	0	2	2
Washington	54	11	14	25	26	-7	0	2	1
Rick Bragnalo	80	11	12	23	16	-16	1	2	1
Tony White	72	12	9	21	44	-15	2	1	3
Craig Patrick	28	7	10	17	2	-10	1	0	0
*Gord Lane	80	2	15	17	207	-25	0	0	0
Bryan Watson	70	1	15	16	130	-3	0	0	0
Washington	56	1	14	15	91	-5	0	0	0
*Rick Green	45	3	12	15	16	-20	1	0	0
Yvon Labre	62	3	11	14	169	-5	0	2	0
Gord Smith	79	1	12	13	92	-27	1	0	0
Mike Lampman	22	6	5	11	4	-4	1	0	0
Jean Lemieux	15	4	4	8	2	-9	2	0	0
Harvey Bennett	18	2	6	8	34	-9	0	0	0
Blair Stewart	34	5	2	7	85	-6	0	0	0
Bob Paradise	22	0	5	5	20	-3	0	0	0
*Doug Patey	37	3	1	4	6	-15	0	0	0
*Tom Rowe	12	1	2	3	2	-6	0	0	0
Peter Scamurra	21	0	2	2	8	-6	0	0	0
Mike Marson	10	0	1	1	18	-1	0	0	0
Paul Nicholson	9	0	1	1	2	-6	0	0	0
Bernie Wolfe	37	0	1	1	2	E	0	0	0
*Alex Forsyth	1	0	0	0	0	E	0	0	0
Bill Mikkelsen	1	0	0	0	2	E	0	0	0
Roger Crozier	3	0	0	0	0	E	0	0	0
*Steve Self	3	0	0	0	0	-3	0	0	0
*Brian Kinsella	6	0	0	0	0	-2	0	0	0
Larry Bolonchuk	9	0	0	0	12	-12	0	0	0
Ron Low	54	0	0	0	4	E	0	0	0

Goaltender	GP	MIN	GA	SO	EN	GAA	W-L-T
Ron Low	54	2,918	188	0#	1	3.87	16-27-5
Bernie Wolfe	37	1,779	114	1	2	3.84	7-15-9
Roger Crozier	3	103	2	0#	0	1.17	1-0-0

# Shared team shutout on 3/18

\* Indicates rookie

Date	Opponent	Result	Record	Pts
10/5	Atlanta	W 6-5	1-0-0	2
10/7	@ Detroit	T 3-3	1-0-1	3
10/9	@ Cleveland	L 3-6	1-1-1	3
10/13	@ Vancouver	L 1-4	1-2-1	3
10/16	@ Los Angeles	L 1-7	1-3-1	3
10/19	Montreal	L 0-6	1-4-1	3
10/21	Los Angeles	T 5-5	1-4-2	4
10/24	@ Buffalo	L 1-2	1-5-2	4
10/29	@ Colorado	W 2-1	2-5-2	6
10/31	@ Chicago	L 4-5	2-6-2	6
11/3	@ Atlanta	L 0-7	2-7-2	6
11/5	Buffalo	L 2-3	2-8-2	6
11/7	Minnesota	W 4-1	3-8-2	8
11/9	Vancouver	W 4-2	4-8-2	10
11/10	@ NY Rangers	W 7-5	5-8-2	12
11/12	Chicago	L 4-5	5-9-2	12
11/14	Cleveland	L 2-3	5-10-2	12
11/18	@ Boston	L 2-3	5-11-2	12
11/19	Boston	L 1-4	5-12-2	12
11/21	Colorado	W 3-1	6-12-2	14
11/24	@ Atlanta	L 2-6	6-13-2	14
11/27	@ Minnesota	L 1-6	6-14-2	14
11/30	Pittsburgh	W 6-4	7-14-2	16
12/1	@ NY Rangers	L 1-4	7-15-2	16
12/3	Philadelphia	T 4-4	7-15-3	17
12/5	@ Boston	T 5-5	7-15-4	18
12/7	Vancouver	W 4-3	8-15-4	20
12/10	@ Cleveland	L 1-7	8-16-4	20
12/11	Cleveland	L 2-4	8-17-4	20
12/14	Los Angeles	L 2-4	8-18-4	20
12/17	Toronto	W 3-2	9-18-4	22
12/18	@ Pittsburgh	W 5-3	10-18-4	24
12/23	@ Philadelphia	L 2-5	10-19-4	24
12/26	@ Buffalo	L 2-5	10-20-4	24
12/28	NY Rangers	L 2-5	10-21-4	24
12/29	@ Colorado	L 1-3	10-22-4	24
1/1	@ Toronto	L 1-3	10-23-4	24
1/2	St. Louis	W 2-1	11-23-4	26
1/4	Detroit	T 2-2	11-23-5	27
1/6	Pittsburgh	T 3-3	11-23-6	28
1/8	@ Montreal	L 2-7	11-24-6	28
1/10	@ Detroit	W 2-0	12-24-6	30
1/11	Boston	L 2-3	12-25-6	30
1/15	@ NY Islanders	L 1-2	12-26-6	30
1/16	NY Islanders	T 2-2	12-26-7	31
1/18	Montreal	L 0-3	12-27-7	31
1/19	@ Buffalo	W 4-2	13-27-7	33
1/22	@ Montreal	L 2-5	13-28-7	33
1/23	St. Louis	W 6-3	14-28-7	35
1/27	Detroit	W 4-1	15-28-7	37
1/29	@ St. Louis	W 5-2	16-28-7	39
1/30	Philadelphia	T 5-5	16-28-8	40
2/2	@ Los Angeles	L 2-7	16-29-8	40
2/5	@ NY Islanders	T 3-3	16-29-9	41
2/6	@ Boston	L 2-5	16-30-9	41
2/9	@ Chicago	T 4-4	16-30-10	42
2/10	@ Philadelphia	L 2-9	16-31-10	42
2/12	@ Toronto	L 0-10	16-32-10	42
2/15	Minnesota	T 3-3	16-32-11	43
2/17	@ Minnesota	T 4-4	16-32-12	44
2/19	@ St. Louis	L 1-4	16-33-12	44
2/20	NY Islanders	T 2-2	16-33-13	45
2/22	Pittsburgh	W 3-1	17-33-13	47
2/25	Toronto	W 4-2	18-33-13	49
2/26	@ Pittsburgh	L 1-2	18-34-13	49
3/1	Los Angeles	L 2-3	18-35-13	49
3/3	Chicago	W 7-4	19-35-13	51
3/6	Atlanta	L 2-4	19-36-13	51
3/9	@ Vancouver	L 2-5	19-37-13	51
3/10	@ Los Angeles	L 0-6	19-38-13	51
3/13	@ Detroit	T 3-3	19-38-14	52
3/15	Cleveland	L 1-5	19-39-14	52
3/18	Colorado	W 5-0	20-39-14	54
3/20	Buffalo	L 2-6	20-40-14	54
3/25	NY Rangers	W 7-2	21-40-14	56
3/27	Toronto	W 7-4	22-40-14	58
3/29	Detroit	W 6-1	23-40-14	60
3/30	@ Pittsburgh	W 4-3	24-40-14	62
4/2	@ Montreal	L 0-11	24-41-14	62
4/3	Montreal	L 1-2	24-42-14	62





# 1975-76

# 11-59-10, 32 points

	W	L	T	PTS
Home	6	26	8	20
Away	5	33	2	12
1st Half	3	32	5	11
2nd Half	8	27	5	21
October	2	9	1	5
November	1	9	1	3
December	0	11	3	3
January	2	13	0	4
February	3	6	4	10
March	2	9	1	5
April	1	2	0	2

## Head Coach

Milt Schmidt 3-28-5

Tom McVie (Dec. 31) 8-31-5



**BERNIE WOLFE**

Player	GP	G	A	PTS	PIM	+/-	PP	SH	GW
Nelson Pyatt	77	26	23	49	14	-56	5	0	0
*Hartland Monahan	80	17	29	46	35	-49	2	0	2
*Tony White	80	25	17	42	56	-43	7	0	2
Jean Lemieux	66	10	23	33	12	-17	6	0	1
Washington	33	6	14	20	2	-21	5	0	1
Ace Bailey	67	13	19	32	75	-42	2	0	2
Gerry Meehan	32	16	15	31	10	-7	3	0	0
*Bob Sirois	44	10	19	29	6	-33	4	0	0
Washington	43	10	19	29	6	-33	4	0	0
*Harvey Bennett	84	15	13	28	92	-23	2	0	1
Washington	49	12	10	22	39	-27	1	0	1
Ron Lalonde	80	9	19	28	19	-26	2	1	0
Stan Gilbertson	31	13	14	27	6	-25	5	0	0
Blair Stewart	74	13	14	27	113	-53	0	0	0
Bill Clement	46	10	17	27	20	-30	2	0	0
Greg Joly	54	8	17	25	28	-46	3	1	1
Jack Lynch	79	9	13	22	78	-52	5	0	1
Yvon Labre	80	2	20	22	146	-38	0	0	0
Tommy Williams	34	8	13	21	6	-33	2	0	0
Mike Lampman	27	7	12	19	28	-6	0	0	1
*Peter Scamurra	58	2	13	15	33	-38	1	0	0
*Rick Bragnalo	19	2	10	12	8	-4	0	0	0
Bob Gryp	46	6	5	11	12	-18	0	0	0
Mike Marson	57	4	7	11	50	-19	0	0	0
Bob Paradise	57	0	8	8	46	-48	0	0	0
Washington	48	0	8	8	42	-41	0	0	0
Willie Brossart	49	0	8	8	40	-49	0	0	0
Jack Eggers	12	3	3	6	8	-2	2	0	0
Gord Smith	25	1	2	3	28	-22	1	0	0
*John Paddock	8	1	1	2	12	-5	0	0	0
Paul Nicholson	14	0	2	2	9	-4	0	0	0
*Gord Lane	3	1	0	1	12	-5	1	0	0
Larry Bolonchuk	1	0	1	1	0	-1	0	0	0
*Brian Kinsella	4	0	1	1	0	-2	0	0	0
Michel Belhumeur	7	0	1	1	0	E	0	0	0
Ron Low	43	0	0	0	2	E	0	0	0
*Bernie Wolfe	40	0	0	0	0	E	0	0	0
*Don McLean	9	0	0	0	6	-3	0	0	0
Ron Jones	2	0	0	0	0	-1	0	0	0
*Brian Stapleton	1	0	0	0	0	-2	0	0	0

Goaltender	GP	MIN	GA	SO	EN	GAA	W-L-T
Ron Low	43	2,289	208	0	3	5.45	6-31-2
Bernie Wolfe	40	2,134	148	0	2	4.16	5-23-7
Michel Belhumeur	7	377	32	0	1	5.09	0-5-1

\* Indicates rookie

Date	Opponent	Result	Record	Pts
10/7	Pittsburgh	L 2-4	0-1-0	0
10/9	@ Philadelphia	L 4-5	0-2-0	0
10/11	@ Pittsburgh	L 5-7	0-3-0	0
10/14	@ Vancouver	L 2-7	0-4-0	0
10/15	@ Los Angeles	L 3-4	0-5-0	0
10/17	@ California	T 3-3	0-5-1	1
10/19	@ Buffalo	L 4-5	0-6-1	1
10/22	Kansas City	L 2-4	0-7-1	1
10/24	Toronto	L 3-6	0-8-1	1
10/26	@ Chicago	W 7-5	1-8-1	3
10/28	@ Los Angeles	L 0-6	1-9-1	3
10/30	@ Kansas City	W 6-2	2-9-1	5
11/1	@ NY Islanders	L 3-7	2-10-1	5
11/5	Los Angeles	L 1-3	2-11-1	5
11/9	St. Louis	L 3-5	2-12-1	5
11/12	Pittsburgh	T 6-6	2-12-2	6
11/14	Atlanta	L 1-4	2-13-2	6
11/15	@ St. Louis	L 2-9	2-14-2	6
11/18	@ Toronto	L 2-4	2-15-2	6
11/19	Vancouver	L 2-5	2-16-2	6
11/21	California	L 0-2	2-17-2	6
11/26	Los Angeles	W 7-2	3-17-2	8
11/29	@ Minnesota	L 3-5	3-18-2	8
12/3	Buffalo	T 4-4	3-18-3	9
12/4	@ Boston	L 2-3	3-19-3	9
12/6	@ Montreal	L 3-9	3-20-3	9
12/7	@ NY Rangers	L 2-5	3-21-3	9
12/9	@ Atlanta	L 1-7	3-22-3	9
12/10	Chicago	L 2-7	3-23-3	9
12/12	Detroit	L 3-5	3-24-3	9
12/14	Minnesota	T 4-4	3-24-4	10
12/17	Boston	L 2-3	3-25-4	10
12/19	Philadelphia	L 5-7	3-26-4	10
12/21	@ Buffalo	L 2-14	3-27-4	10
12/26	Minnesota	T 1-1	3-27-5	11
12/29	Montreal	L 0-6	3-28-5	11
12/31	@ Detroit	L 0-4	3-29-5	11
1/2	California	L 5-8	3-30-5	11
1/3	@ Montreal	L 0-7	3-31-5	11
1/6	Vancouver	L 3-5	3-32-5	11
1/8	@ St. Louis	L 2-4	3-33-5	11
1/9	California	L 0-5	3-34-5	11
1/11	Boston	L 4-7	3-35-5	11
1/13	Montreal	L 2-3	3-36-5	11
1/15	@ Buffalo	L 3-5	3-37-5	11
1/17	@ Minnesota	L 3-7	3-38-5	11
1/21	NY Islanders	L 2-5	3-39-5	11
1/23	NY Rangers	W 7-5	4-39-5	13
1/24	@ Pittsburgh	L 2-8	4-40-5	13
1/27	@ Los Angeles	L 0-2	4-41-5	13
1/28	@ California	W 4-2	5-41-5	15
1/30	@ Vancouver	L 2-4	5-42-5	15
2/4	@ Toronto	T 4-4	5-42-6	16
2/7	@ Kansas City	L 1-5	5-43-6	16
2/8	@ Chicago	L 2-4	5-44-6	16
2/10	Los Angeles	T 2-2	5-44-7	17
2/13	St. Louis	L 0-2	5-45-7	17
2/15	Detroit	W 8-5	6-45-7	19
2/16	Toronto	L 1-5	6-46-7	19
2/18	@ NY Rangers	L 4-11	6-47-7	19
2/21	@ Detroit	W 5-1	7-47-7	21
2/22	NY Islanders	L 0-4	7-48-7	21
2/24	Philadelphia	T 5-5	7-48-8	22
2/27	Boston	T 3-3	7-48-9	23
2/29	Chicago	W 4-1	8-48-9	25
3/6	@ NY Islanders	L 3-6	8-49-9	25
3/7	@ Boston	L 3-4	8-50-9	25
3/12	@ Atlanta	L 1-4	8-51-9	25
3/14	@ Montreal	L 1-5	8-52-9	25
3/16	NY Rangers	W 5-2	9-52-9	27
3/19	Pittsburgh	L 3-7	9-53-9	27
3/20	@ Toronto	L 3-7	9-54-9	27
3/23	Kansas City	T 5-5	9-54-10	28
3/24	@ Detroit	L 3-7	9-55-10	28
3/26	Buffalo	L 1-4	9-56-10	28
3/28	Atlanta	L 1-3	9-57-10	28
3/30	Detroit	W 5-3	10-57-10	30
4/1	@ Philadelphia	L 2-11	10-58-10	30
4/3	@ Pittsburgh	W 5-4	11-58-10	32
4/4	Montreal	L 3-4	11-59-10	32



# 1974-75

	W	L	T	PTS
Home	7	28	5	19
Away	1	39	0	2
1st Half	3	33	4	10
2nd Half	5	34	1	11
October	1	8	1	3
November	1	10	2	4
December	1	12	1	3
January	1	11	1	3
February	2	12	0	4
March	1	12	0	2
April	1	2	0	2

## Head Coach

Jimmy Anderson 4-45-5  
Red Sullivan (Feb. 11) 2-16-0  
Milt Schmidt (March 22) 2-6-0



YVON LABRE

Player	GP	G	A	PTS	PIM	+/-	PP	SH	GW
Tommy Williams	73	22	36	58	12	-69	7	2	1
Ace Bailey	71	19	39	58	121	-33	5	0	1
Washington	22	4	13	17	8	-29	1	0	0
Denis Dupere	53	20	15	35	8	-41	8	0	0
*Mike Marson	76	16	12	28	59	-65	5	0	2
Stan Gilbertson	62	13	15	28	18	-40	3	0	1
Washington	25	11	7	18	12	-37	2	0	1
Yvon Labre	76	4	23	27	182	-54	0	0	0
Ron Lalonde	74	12	17	29	27	-38	4	1	1
Washington	50	12	14	26	27	-39	4	1	1
*Mike Bloom	69	7	19	26	84	-54	0	0	0
Dave Kryskow	52	9	15	24	83	-28	1	1	0
Jack Lynch	70	3	20	23	62	-69	0	0	0
Washington	20	1	5	6	16	-54	0	0	0
Doug Mohns	75	2	19	21	54	-52	1	0	0
Bill Lesuk	79	8	11	19	77	-34	1	2	0
*Ron Anderson	28	9	7	16	8	-20	4	0	0
Steve Atkinson	46	11	4	15	8	-26	3	2	0
Pete Laframboise	45	5	10	15	22	-37	0	0	0
Bob Gryp	27	5	8	13	21	-24	0	0	0
*Bruce Cowick	65	5	6	11	41	-42	0	0	0
Gord Smith	63	3	8	11	56	-56	2	0	0
Gord Brooks	38	1	10	11	25	-19	1	0	0
*Nelson Pyatt	25	6	4	10	23	-16	0	0	1
Washington	16	6	4	10	21	-14	0	0	1
*Jim Hryciuk	21	5	5	10	12	-12	1	0	0
Bill Mikkelsen	59	3	7	10	52	-82	3	0	0
*Paul Nicholson	39	4	5	9	7	-29	0	0	1
*Greg Joly	44	1	7	8	44	-68	1	0	0
Blair Stewart	21	1	5	6	41	-7	0	0	0
Washington	2	1	0	1	2	-2	0	0	0
Jack Egers	14	3	2	5	8	-14	1	0	1
Lew Morrison	18	0	4	4	6	-14	0	0	0
Ron Jones	19	1	1	2	16	-14	1	0	0
*Tony White	5	0	2	2	0	E	0	0	0
Michel Belhumeur	35	0	2	2	10	E	0	0	0
Willie Brossart	16	1	0	1	16	-12	0	0	0
Washington	12	1	0	1	14	-14	0	0	0
*Larry Fullan	4	1	0	1	0	-2	1	0	0
Rod Seiling	5	0	1	1	0	-4	0	0	0
Washington	1	0	0	0	0	E	0	0	0
*Murray Anderson	40	0	1	1	68	-20	0	0	0
Ron Low	48	0	0	0	4	E	0	0	0
*Andre Peloffy	9	0	0	0	0	-8	0	0	0
John Adams	8	0	0	0	2	E	0	0	0
Joe Lundrigan	3	0	0	0	2	-3	0	0	0
*Bill Riley	1	0	0	0	0	-1	0	0	0

Goaltender	GP	MIN	GA	SO	EN	GAA	W-L-T
Ron Low	48	2,587	235	1	2	5.45	8-36-2
Michel Belhumeur	35	1,813	162	0	1	5.36	0-24-3
John Adams	8	400	46	0	0	6.90	0-7-0

\* Indicates rookie

# 8-67-5, 21 points

Date	Opponent	Result	Record	Pts
10/9	@ NY Rangers	L 3-6	0-1-0	0
10/12	@ Minnesota	L 0-6	0-2-0	0
10/15	Los Angeles	T 1-1	0-2-1	1
10/17	Chicago	W 4-3	1-2-1	3
10/19	@ Detroit	L 4-6	1-3-1	3
10/20	NY Islanders	L 0-5	1-4-1	3
10/22	Detroit	L 0-3	1-5-1	3
10/23	@ Chicago	L 2-3	1-6-1	3
10/27	Toronto	L 3-4	1-7-1	3
10/31	Montreal	L 0-3	1-8-1	3
11/3	Kansas City	L 4-5	1-9-1	3
11/7	@ Boston	L 4-10	1-10-1	3
11/9	@ Philadelphia	L 2-6	1-11-1	3
11/10	Montreal	L 1-11	1-12-1	3
11/12	Atlanta	T 2-2	1-12-2	4
11/13	@ Atlanta	L 3-4	1-13-2	4
11/16	@ Pittsburgh	L 1-8	1-14-2	4
11/18	Pittsburgh	L 0-6	1-15-2	4
11/19	California	W 6-4	2-15-2	6
11/20	@ Buffalo	L 3-7	2-16-2	6
11/24	Minnesota	T 4-4	2-16-3	7
11/27	@ Minnesota	L 4-6	2-17-3	7
11/30	@ Toronto	L 1-7	2-18-3	7
12/1	California	L 2-5	2-19-3	7
12/3	Buffalo	L 3-5	2-20-3	7
12/5	@ Buffalo	L 2-9	2-21-3	7
12/7	@ St. Louis	L 2-8	2-22-3	7
12/8	St. Louis	L 1-3	2-23-3	7
12/12	NY Rangers	T 6-6	2-23-4	8
12/14	@ Boston	L 1-12	2-24-4	8
12/15	Toronto	W 3-1	3-24-4	10
12/17	@ Vancouver	L 2-4	3-25-4	10
12/19	@ Los Angeles	L 1-4	3-26-4	10
12/20	@ California	L 2-5	3-27-4	10
12/22	Buffalo	L 0-4	3-28-4	10
12/26	Philadelphia	L 1-4	3-29-4	10
12/29	NY Islanders	L 0-7	3-30-4	10
1/2	@ NY Islanders	L 2-5	3-31-4	10
1/4	@ Montreal	L 0-10	3-32-4	10
1/5	@ Atlanta	L 0-3	3-33-4	10
1/7	Boston	T 3-3	3-33-5	11
1/11	@ Kansas City	L 3-5	3-34-5	11
1/12	Montreal	L 2-7	3-35-5	11
1/14	Los Angeles	L 2-6	3-36-5	11
1/16	@ Philadelphia	L 0-4	3-37-5	11
1/19	Pittsburgh	L 2-3	3-38-5	11
1/23	Vancouver	L 2-3	3-39-5	11
1/25	@ Detroit	L 2-5	3-40-5	11
1/26	Detroit	W 6-3	4-40-5	13
1/30	@ Los Angeles	L 4-6	4-41-5	13
2/1	@ Vancouver	L 2-5	4-42-5	13
2/5	@ California	L 1-5	4-43-5	13
2/8	@ NY Islanders	L 1-5	4-44-5	13
2/9	@ NY Rangers	L 3-7	4-45-5	13
2/11	NY Rangers	W 7-4	5-45-5	15
2/13	@ Kansas City	L 1-5	5-46-5	15
2/15	@ St. Louis	L 1-7	5-47-5	15
2/16	Kansas City	W 3-0	6-47-5	17
2/18	Los Angeles	L 1-6	6-48-5	17
2/21	Buffalo	L 4-9	6-49-5	17
2/22	@ Chicago	L 3-10	6-50-5	17
2/23	St. Louis	L 2-7	6-51-5	17
2/25	Chicago	L 2-6	6-52-5	17
2/26	@ Pittsburgh	L 1-3	6-53-5	17
3/1	@ Toronto	L 4-5	6-54-5	17
3/2	Vancouver	L 3-7	6-55-5	17
3/4	Boston	L 0-8	6-56-5	17
3/7	@ Montreal	L 4-8	6-57-5	17
3/9	Toronto	L 2-4	6-58-5	17
3/15	@ Pittsburgh	L 1-12	6-59-5	17
3/18	Philadelphia	L 2-7	6-60-5	17
3/20	Minnesota	L 1-5	6-61-5	17
3/22	@ Boston	L 2-8	6-62-5	17
3/23	Atlanta	L 0-5	6-63-5	17
3/26	@ Los Angeles	L 1-5	6-64-5	17
3/28	@ California	W 5-3	7-64-5	19
3/30	Detroit	L 5-8	7-65-5	19
4/2	@ Detroit	L 3-8	7-66-5	19
4/5	@ Montreal	L 2-10	7-67-5	19
4/6	Pittsburgh	W 8-4	8-67-5	21



# General Managers, Head Coaches and Captains

## GENERAL MANAGERS

**MILT SCHMIDT** — Named the Capitals' first general manager. Was replaced by Max McNab, Dec. 29, 1975.

**MAX McNAB** — Named general manager Dec. 31, 1975. Was replaced by Roger Crozier, Nov. 5, 1981.

**ROGER CROZIER** — Named interim general manager Nov. 5, 1981. Was replaced by David Poile, Aug. 30, 1982.

**DAVID POILE** — Named general manager Aug. 30, 1982. Was replaced by George McPhee, June 9, 1997.

**GEORGE MCPHEE** — Named general manager June 9, 1997.

## HEAD COACHES

### JIMMY ANDERSON

Named the Capitals' first head coach. Relieved of coaching duties Feb. 9, 1975.

YEAR	GM	W-L-T	PTS	PCT.
1974-75	54	4-45-5	13	.120

### RED SULLIVAN

Named head coach Feb. 11, 1975. Relieved of coaching duties March 22, 1975.

YEAR	GM	W-L-T	PTS	PCT.
1974-75	18	2-16-0	4	.111

### MILT SCHMIDT

Named head coach March 23, 1975. Relieved of coaching duties Dec. 29, 1975.

YEAR	GM	W-L-T	PTS	PCT.
1974-75	8	2-6-0	4	.250
1975-76	36	3-28-5	11	.153
<b>TOTALS</b>	<b>44</b>	<b>5-34-5</b>	<b>15</b>	<b>.170</b>

### TOM McVIE

Named head coach Dec. 31, 1975. Relieved of coaching duties Oct. 9, 1978.

YEAR	GM	W-L-T	PTS	PCT.
1975-76	44	8-31-5	21	.239
1976-77	80	24-42-14	62	.388
1977-78	80	17-49-14	48	.300
<b>TOTALS</b>	<b>204</b>	<b>49-122-33</b>	<b>131</b>	<b>.321</b>

### DANNY BELISLE

Named head coach Oct. 9, 1978. Relieved of coaching duties Nov. 5, 1979.

YEAR	GM	W-L-T	PTS	PCT.
1978-79	80	24-41-15	63	.394
1979-80	16	4-10-2	10	.313
<b>TOTALS</b>	<b>96</b>	<b>28-51-17</b>	<b>73</b>	<b>.380</b>

### GARY GREEN

Named head coach Nov. 14, 1979. Relieved of coaching duties Nov. 5, 1981.

YEAR	GM	W-L-T	PTS	PCT.
1979-80	64	23-30-11	57	.445
1980-81	80	26-36-18	70	.438
1981-82	13	1-12-0	2	.077
<b>TOTALS</b>	<b>157</b>	<b>50-78-29</b>	<b>129</b>	<b>.411</b>

### ROGER CROZIER

Named interim head coach Nov. 5, 1981 and was 0-1-0. Left the bench when Bryan Murray was hired Nov. 11, 1981.

### BRYAN MURRAY

Named head coach Nov. 11, 1981. Relieved of coaching duties Jan. 15, 1990.

YEAR	GM	W-L-T	PTS	PCT.
1981-82	66	25-28-13	63	.477
1982-83	80	39-25-16	94	.588
1983-84	80	48-27-5	101	.631
1984-85	80	46-25-9	101	.631
1985-86	80	50-23-7	107	.669
1986-87	80	38-32-10	86	.538
1987-88	80	38-33-9	85	.531
1988-89	80	41-29-10	92	.575
1989-90	46	18-24-4	40	.435
<b>TOTALS</b>	<b>672</b>	<b>343-246-83</b>	<b>769</b>	<b>.572</b>

### TERRY MURRAY

Named head coach Jan. 15, 1990. Relieved of coaching duties Jan. 27, 1994.

YEAR	GM	W-L-T	PTS	PCT.
1989-90	34	18-14-2	38	.559
1990-91	80	37-36-7	81	.506
1991-92	80	45-27-8	98	.613
1992-93	84	43-34-7	93	.554
1993-94	47	20-23-4	44	.468
<b>TOTALS</b>	<b>325</b>	<b>163-134-28</b>	<b>354</b>	<b>.545</b>

### JIM SCHOENFELD

Named head coach Jan. 27, 1994. Relieved of coaching duties June 3, 1997.

YEAR	GM	W-L-T	PTS	PCT.
1993-94	37	19-12-6	44	.595
1994-95	48	22-18-8	52	.542
1995-96	82	39-32-11	89	.543
1996-97	82	33-40-9	75	.457
<b>TOTALS</b>	<b>249</b>	<b>113-102-34</b>	<b>260</b>	<b>.522</b>

### RON WILSON

Named head coach June 9, 1997. Relieved of coaching duties May 10, 2002.

YEAR	GM	W-L-T-OTL	PTS	PCT.
1997-98	82	40-30-12	92	.561
1998-99	82	31-45-6	68	.415
1999-00	82	44-24-12-2	102	.622
2000-01	82	41-27-10-4	96	.585
2001-02	82	36-33-11-2	85	.514
<b>TOTALS</b>	<b>410</b>	<b>192-159-51-8</b>	<b>443</b>	<b>.540</b>

### BRUCE CASSIDY

Named head coach June 25, 2002. Relieved of coaching duties Dec. 10, 2003.

YEAR	GM	W-L-T-OTL	PTS	PCT.
2002-03	82	39-29-8-6	92	.561
2003-04	28	8-18-1-1	18	.321
<b>TOTALS</b>	<b>110</b>	<b>47-47-9-7</b>	<b>110</b>	<b>.500</b>

### GLEN HANLON

Named head coach Dec 10, 2003. Relieved of coaching duties Nov. 22, 2008.

YEAR	GM	W-L-T-OT	PTS	PCT.
2003-04	54	15-28-9-2	41	.380
2005-06	82	29-41-12	70	.427
2006-07	82	28-40-14	70	.427
2007-08	21	6-14-1	13	.310
<b>TOTALS</b>	<b>239</b>	<b>78-123-9-29</b>	<b>194</b>	<b>.406</b>

### BRUCE BOUDREAU

Named head coach Nov. 22, 2008.

YEAR	GM	W-L-OT	PTS	PCT.
2007-08	61	37-17-7	81	.664
2008-09	82	50-24-8	108	.659
2009-10	82	54-15-13	120	.732
2010-11	82	48-23-11	107	.652
<b>TOTALS</b>	<b>307</b>	<b>189-79-39</b>	<b>416</b>	<b>.679</b>

## CAPTAINS

DOUG MOHNS — 1974-75

BILL CLEMENT & YVON LABRE — 1975-76

YVON LABRE — 1976-77 to 1977-78

GUY CHARRON — 1978-79

RYAN WALTER — 1979-80 to 1981-82

ROD LANGWAY — 1982-83 to 1991-92

ROD LANGWAY & KEVIN HATCHER — 1992-93

KEVIN HATCHER — 1993-94

DALE HUNTER — 1994-95 to 1998-99

ADAM OATES — 1999-00 to 2000-01

STEVE KONOWALCHUK & BRENDAN WITT — 2001-02

STEVE KONOWALCHUK — 2002-03 to 2003-04

JEFF HALPERN — 2005-06

CHRIS CLARK — 2006-07 to 2009-10

ALEX OVECHKIN — 2009-10 to present





# All-Time Player Register

## KEITH ACTON

F

#15

Signed as a free agent, July 27, 1993. Claimed by NY Islanders on waivers, Oct. 22, 1993.

YEAR	GP	G	A	PTS	PIM	+/-	PP	SH	GW
93-94	6	0	0	0	21	-4	0	0	0
NHL TOTAL	1023	226	358	584	1172	-24	33	11	29

## GREG ADAMS

F

#22

Acquired from Hartford for Torrie Robertson, Oct. 4, 1983. Traded to Edmonton for Geoff Courtnall, July 22, 1988.

YEAR	GP	G	A	PTS	PIM	+/-	PP	SH	GW
83-84	57	2	6	8	133	1	0	0	0
84-85	51	6	12	18	72	8	0	0	1
85-86	78	18	38	56	152	24	3	0	2
86-87	67	14	30	44	184	9	2	0	0
87-88	78	15	12	27	153	-3	3	0	0
TOTAL	331	55	98	153	694	39	8	0	3
NHL TOTAL	545	84	143	227	1173	1	11	0	5

## JASON ALLISON

F

#41

Capitals' 2nd choice (17th overall) in 1993 Entry Draft. Traded to Boston with Jim Carey and Anson Carter for Adam Oates, Bill Ranford and Rick Tocchet on March 1, 1997.

YEAR	GP	G	A	PTS	PIM	+/-	PP	SH	GW
93-94	2	0	1	1	0	1	0	0	0
94-95	12	2	1	3	6	-3	2	0	0
95-96	19	0	3	3	2	-3	0	0	0
96-97	53	5	17	22	25	-3	1	0	1
TOTAL	86	7	22	29	33	-8	3	0	1
NHL TOTAL	552	154	331	485	441	17	44	4	26

## KARL ALZNER

D

#47, 27

Capitals' 1st choice (5th overall) in 2007 Entry Draft.

YEAR	GP	G	A	PTS	PIM	+/-	PP	SH	GW
08-09	30	1	4	5	2	-1	0	0	0
09-10	21	0	5	5	8	-2	0	0	0
10-11	82	2	10	12	24	14	0	0	0
NHL TOTAL	133	3	19	22	34	11	0	0	0

## MURRAY ANDERSON

D

#8

Acquired in 1974 Expansion Draft (22nd pick) from Minnesota. Contract expired September 1976.

YEAR	GP	G	A	PTS	PIM	+/-	PP	SH	GW
74-75	40	0	1	1	68	-40	0	0	0
NHL TOTAL	40	0	1	1	68	-40	0	0	0

## RON ANDERSON

F

#10, 12

Acquired in 1974 Expansion Draft (17th pick) from Boston. Contract expired April 1976.

YEAR	GP	G	A	PTS	PIM	+/-	PP	SH	GW
74-75	28	9	7	16	8	-20	4	0	0
NHL TOTAL	28	9	7	16	8	-20	4	0	0

## SHAWN ANDERSON

D

#36

Acquired from Buffalo for Bill Houlder, Sept. 30, 1990. Claimed by Quebec in 1990 Waiver Draft, Oct. 1, 1990. Acquired from Winnipeg for future considerations, Oct. 10, 1991. Became a free agent, June 14, 1994.

YEAR	GP	G	A	PTS	PIM	+/-	PP	SH	GW
92-93	60	2	6	8	18	-2	1	0	0
93-94	50	0	9	9	12	-1	0	0	0
TOTAL	110	2	15	17	30	-3	1	0	0
NHL TOTAL	225	11	51	62	117	1	6	0	0

## PETER ANDERSSON

D

#19

Capitals' 8th choice (173rd overall) in the 1980 Entry Draft. Traded to Quebec for the Nordiques' 3rd-round choice in the 1986 Entry Draft (Shawn Simpson), March 10, 1986.

YEAR	GP	G	A	PTS	PIM	+/-	PP	SH	GW
83-84	42	3	7	10	20	12	2	0	0
84-85	57	0	10	10	21	5	0	0	0
85-86	61	6	16	22	36	-8	3	0	3
TOTAL	160	9	33	42	77	11	5	0	3
NHL TOTAL	172	10	41	51	81	17	6	0	3

## MEL ANGELSTAD

F

#69

Signed as a free agent, April 3, 2004. Became a free agent, Aug. 1, 2005.

YEAR	GP	G	A	PTS	PIM	+/-	PP	SH	GW
03-04	2	0	0	0	2	0	0	0	0
NHL TOTAL	2	0	0	0	2	0	0	0	0

## CHUCK ARNASON

F

#19

Acquired from Minnesota for future considerations, March 13, 1979. Returned to Minnesota, April 24, 1979.

YEAR	GP	G	A	PTS	PIM	+/-	PP	SH	GW
78-79	13	0	2	2	4	-1	0	0	0
NHL TOTAL	401	109	90	199	122	-71	23	0	11

## JASON ARNOTT

F

#44

Acquired from New Jersey for C David Steckel and a 2012 2nd-round pick, Feb. 28, 2011. Became a free agent, July 1, 2011.

YEAR	GP	G	A	PTS	PIM	+/-	PP	SH	GW
10-11	11	4	3	7	8	3	2	0	1
NHL TOTAL	1172	400	504	904	1216	68	139	2	61

## STEVE ATKINSON

F

#21

Acquired in 1974 Expansion Draft (8th pick) from Buffalo. Contract expired June 1, 1975.

YEAR	GP	G	A	PTS	PIM	+/-	PP	SH	GW
74-75	46	11	4	15	8	-26	3	2	0
NHL TOTAL	302	60	51	111	104	-52	8	3	4

## KEITH AUCOIN

F

#20

Signed as a free agent, July 3, 2008.

YEAR	GP	G	A	PTS	PIM	+/-	PP	SH	GW
08-09	12	2	4	6	4	5	1	0	0
09-10	9	1	4	5	0	-2	0	0	0
10-11	1	0	0	0	0	E	0	0	0
TOTAL	22	3	8	11	4	3	1	0	0
NHL TOTAL	75	8	18	26	18	3	1	0	0

## PATRIK AUGUSTA

F

#14

Signed to an NHL contract Dec. 11, 1998.

YEAR	GP	G	A	PTS	PIM	+/-	PP	SH	GW
98-99	2	0	0	0	0	E	0	0	0
NHL TOTAL	4	0	0	0	0	E	0	0	0

## BOB BABCOCK

D

#38, 29

Capitals' 11th choice (208th overall) in 1986 Entry Draft. Became a free agent, July 1, 1993.

YEAR	GP	G	A	PTS	PIM	+/-	PP	SH	GW
90-91	1	0	0	0	0	E	0	0	0
92-93	1	0	0	0	2	E	0	0	0
TOTAL	2	0	0	0	2	E	0	0	0
NHL TOTAL	2	0	0	0	2	E	0	0	0

## NICKLAS BACKSTROM

F

#19

Capitals' 1st choice (4th overall) in 2006 Entry Draft.

YEAR	GP	G	A	PTS	PIM	+/-	PP	SH	GW
07-08	82	14	55	69	24	13	3	0	4
08-09	82	22	66	88	46	16	14	0	1
09-10	82	33	68	101	50	37	11	0	4
10-11	77	18	47	65	40	24	4	1	2
NHL TOTAL	323	87	236	323	160	90	32	1	11

## GARNET "ACE" BAILEY

F

#9

Acquired from St. Louis with Stan Gilbertson for Denis Dupere, Feb. 10, 1975. Became a free agent, June 1, 1978.

YEAR	GP	G	A	PTS	PIM	+/-	PP	SH	GW
74-75	22	4	13	17	8	-29	1	0	0
75-76	67	13	19	32	75	-42	2	0	2
76-77	78	19	27	46	51	-21	2	0	2
77-78	40	7	12	19	28	-12	0	0	2
TOTAL	207	43	71	114	162	-104	5	0	6
NHL TOTAL	568	107	171	278	633	-76	14	3	12

## JOHN BARRETT

D

#6

Acquired from Detroit with Greg Smith for Darren Veitch, March 10, 1986. Traded to Minnesota for future considerations, Feb. 29, 1988. Reacquired and released, June 15, 1988.

YEAR	GP	G	A	PTS	PIM	+/-	PP	SH	GW
85-86	14	0	3	3	12	3	0	0	0
86-87	55	2	2	4	43	-16	0	0	0
TOTAL	69	2	5	7	55	-13	0	0	0
NHL TOTAL	488	20	77	97	604	-130	0	0	2

## BATES BATTAGLIA

F

#13

Acquired from Colorado with Jonas Johansson for Steve Konowalchuk and a third-round selection in the 2004 Entry Draft (later traded to Carolina-Casey Borer), Oct. 22, 2003. Became a free agent, Aug. 1, 2005.

YEAR	GP	G	A	PTS	PIM	+/-	PP	SH	GW
03-04	66	4	6	10	38	-23	0	0	1
NHL TOTAL	580	80	118	198	385	-34	11	2	12



# All-Time Player Register

## NOLAN BAUMGARTNER

**D**

**#38**

Capitals' 1st choice (10th overall) in the 1994 Entry Draft. Traded to Chicago for defenseman Remi Royer, July 21, 2000.

YEAR	GP	G	A	PTS	PIM	+/-	PP	SH	GW
95-96	1	0	0	0	0	-1	0	0	0
97-98	4	0	1	1	0	E	0	0	0
98-99	5	0	0	0	0	-3	0	0	0
99-00	8	0	1	1	2	-3	0	0	0
TOTAL	18	0	2	2	2	-3	0	0	0
NHL TOTAL	143	7	40	47	69	11	5	1	1

## ROBIN BAWA

**F**

**#25**

Signed as a free agent, May 22, 1987. Became a free agent, September 1990.

YEAR	GP	G	A	PTS	PIM	+/-	PP	SH	GW
89-90	5	1	0	1	2	-3	0	0	0
NHL TOTAL	61	6	1	7	60	-31	0	0	1

## JAY BEAGLE

**F**

**#83**

Signed as a free agent, March 26, 2008.

YEAR	GP	G	A	PTS	PIM	+/-	PP	SH	GW
08-09	3	0	0	0	2	-3	0	0	0
09-10	7	1	1	2	2	-1	0	0	0
10-11	31	2	1	3	8	-2	0	0	2
NHL TOTAL	41	3	2	5	12	-6	0	0	2

## YVES BEAUDOIN

**D**

**#30, 38**

Capitals' 6th choice (195th overall) in 1983 Entry Draft. Became a free agent, June 1988.

YEAR	GP	G	A	PTS	PIM	+/-	PP	SH	GW
85-86	4	0	0	0	0	-4	0	0	0
86-87	6	0	0	0	5	-4	0	0	0
87-88	1	0	0	0	0	-1	0	0	0
TOTAL	11	0	0	0	5	-9	0	0	0
NHL TOTAL	11	0	0	0	5	-9	0	0	0

## KRIS BEECH

**F**

**#16, 24**

Capitals' 1st choice (7th overall) in 1999 Entry Draft. Traded to Pittsburgh with Russ Lupaschuk and Michal Sivek for Jaromir Jagr and Frantisek Kucera, July 11, 2001. Acquired from Nashville with the Predators' 1st-round choice in the 2006 Entry Draft (Semyon Varlamov) for Brendan Witt, March 9, 2006. Became a free agent, July 1, 2007. Claimed off waivers from Vancouver, Jan. 23, 2008. Claimed by Pittsburgh off waivers, Jan. 26, 2008.

YEAR	GP	G	A	PTS	PIM	+/-	PP	SH	GW
00-01	4	0	0	0	2	-2	0	0	0
05-06	5	0	0	0	4	E	0	0	0
06-07	64	8	18	26	46	-11	3	0	0
TOTAL	73	8	18	26	52	-13	3	0	0
NHL TOTAL	198	25	42	67	113	-37	7	0	0

## ERIC BELANGER

**F**

**#18**

Acquired from Minnesota for Washington's second-round pick in the 2010 Entry Draft. Became a free agent, July 1, 2010.

YEAR	GP	G	A	PTS	PIM	+/-	PP	SH	GW
09-10	17	2	4	6	4	3	0	0	0
10-11	82	13	27	40	36	11	1	1	2
NHL TOTAL	716	134	205	339	319	-10	27	9	19

## BRIAN BELLOWES

**F**

**#23**

Signed as a free agent, March 24, 1998. Retired after the 1998-99 season.

YEAR	GP	G	A	PTS	PIM	+/-	PP	SH	GW
97-98	11	6	3	9	6	-3	5	0	2
98-99	76	17	19	36	26	-12	8	0	3
TOTAL	87	23	22	45	32	-15	13	0	5
NHL TOTAL	1188	485	537	1022	718	-125	198	13	58

## JAN BENDA

**F**

**#28**

Signed as a free agent, Oct. 1, 1997. Became a free agent, July 1, 1998.

YEAR	GP	G	A	PTS	PIM	+/-	PP	SH	GW
97-98	9	0	3	3	6	E	0	0	0
NHL TOTAL	9	0	3	3	6	E	0	0	0

## HARVEY BENNETT

**F**

**#27**

Acquired from Pittsburgh for Stan Gilbertson, Dec. 16, 1975. Sold to Philadelphia, Nov. 24, 1976.

YEAR	GP	G	A	PTS	PIM	+/-	PP	SH	GW
75-76	49	12	10	22	39	-27	1	0	1
76-77	18	2	6	8	34	-9	0	0	0
TOTAL	67	14	16	30	73	-36	1	0	1
NHL TOTAL	268	44	46	90	347	-92	3	0	4

## SERGEI BEREZIN

**F**

**#94**

Acquired from Chicago for the Capitals' 4th choice in the 2004 Entry Draft, March 11, 2003. Became a free agent, July 1, 2003.

YEAR	GP	G	A	PTS	PIM	+/-	PP	SH	GW
02-03	9	5	4	9	4	10	0	0	2
NHL TOTAL	502	160	126	286	54	29	43	1	23

## MICHEL BERGERON

**F**

**#12, 16**

Acquired from the NY Islanders for the Capitals' 2nd choice in the 1979 Entry Draft (Tomas Jonsson), Oct. 19, 1978. Released on Jan. 27, 1979.

YEAR	GP	G	A	PTS	PIM	+/-	PP	SH	GW
78-79	30	7	6	13	7	-18	1	0	1
NHL TOTAL	229	80	58	138	165	-37	17	0	12

## TIM BERGLAND

**F**

**#11**

Capitals' 1st choice (75th overall) in the 1983 Entry Draft. Claimed by Tampa Bay in 1992 Expansion Draft, June 18, 1992. Claimed on waivers from Tampa Bay, March 17, 1994. Became a free agent, June 14, 1994.

YEAR	GP	G	A	PTS	PIM	+/-	PP	SH	GW
89-90	32	2	5	7	31	2	0	0	0
90-91	47	5	9	14	21	-1	0	0	0
91-92	22	1	4	5	2	-3	0	0	0
93-94	3	0	0	0	4	-1	0	0	0
TOTAL	104	8	18	26	58	-3	0	0	0
NHL TOTAL	182	17	26	43	75	-22	0	0	0

## RICK BERRY

**D**

**#4**

Claimed from Pittsburgh in the waiver draft, Oct. 4, 2002. Became a free agent, July 1, 2004.

YEAR	GP	G	A	PTS	PIM	+/-	PP	SH	GW
02-03	43	2	1	3	87	-3	0	0	1
03-04	65	0	6	6	108	-5	0	0	0
TOTAL	108	2	7	9	195	-8	0	0	1
NHL TOTAL	197	2	13	15	314	-6	0	0	1

## CRAIG BERUBE

**F**

**#27**

Acquired from Calgary for Washington's 5th choice in the 1993 Entry Draft (Darryl LaFrance), June 26, 1993. Traded to Philadelphia for future considerations, March 23, 1999. Signed as a free agent, July 7, 2000. Traded to the NY Islanders for their 9th choice in the 2001 Entry Draft (Robert Muller), Jan. 11, 2001.

YEAR	GP	G	A	PTS	PIM	+/-	PP	SH	GW
93-94	84	7	7	14	305	-4	0	0	0
94-95	43	2	4	6	173	-5	0	0	0
95-96	50	2	10	12	151	1	1	0	1
96-97	80	4	3	7	218	-11	0	0	1
97-98	74	6	9	15	189	-3	0	0	0
98-99	66	5	4	9	166	-7	0	0	0
00-01	22	0	1	1	18	-3	0	0	0
TOTAL	419	26	38	64	1220	-32	1	0	2
NHL TOTAL	1054	61	98	159	3149	-81	3	0	8

## TODD BIDNER

**F**

**#22, 23**

Capitals' 5th choice (110th overall) in 1980 Entry Draft. Traded to Edmonton for Doug Hicks, March 9, 1982.

YEAR	GP	G	A	PTS	PIM	+/-	PP	SH	GW
81-82	12	2	1	3	7	E	0	0	1
NHL TOTAL	12	2	1	3	7	E	0	0	1

## MATHIEU BIRON

**D**

**#34**

Signed as a free agent, Aug. 10, 2005. Became a free agent July 1, 2006.

YEAR	GP	G	A	PTS	PIM	+/-	PP	SH	GW
05-06	52	4	9	13	50	-11	3	0	0
NHL TOTAL	253	12	32	44	177	-69	5	1	3

## JAMES BLACK

**F**

**#28, 21**

Acquired from Chicago for future considerations, Oct. 15, 1998. Became a free agent, July 1, 2001.

YEAR	GP	G	A	PTS	PIM	+/-	PP	SH	GW
98-99	75	16	14	30	14	5	1	1	3
99-00	49	8	9	17	6	-1	1	0	1
00-01	42	1	5	6	4	-3	0	0	0
TOTAL	166	25	28	53	24	1	2	1	4
NHL TOTAL	352	58	57	115	84	-8	7	2	12



# All-Time Player Register

## TIMO BLOMQVIST

**D**

**#17**

Capitals' 4th choice (89th overall) in 1980 Entry Draft. Became a free agent, July 1, 1986.

YEAR	GP	G	A	PTS	PIM	+/-	PP	SH	GW
81-82	44	1	11	12	62	-17	0	0	0
82-83	61	1	17	18	67	15	1	0	1
83-84	65	1	19	20	84	17	0	0	0
84-85	53	1	4	5	51	11	0	0	0
<b>TOTAL</b>	<b>223</b>	<b>4</b>	<b>51</b>	<b>55</b>	<b>264</b>	<b>26</b>	<b>1</b>	<b>0</b>	<b>1</b>
<b>NHL TOTAL</b>	<b>243</b>	<b>4</b>	<b>53</b>	<b>57</b>	<b>293</b>	<b>23</b>	<b>1</b>	<b>0</b>	<b>1</b>

## MIKE BLOOM

**F**

**#23**

Acquired in 1974 Expansion Draft (13th pick) from Boston. Traded to Detroit for Blair Stewart, March 9, 1975.

YEAR	GP	G	A	PTS	PIM	+/-	PP	SH	GW
74-75	69	7	19	26	84	-54	0	0	0
<b>NHL TOTAL</b>	<b>201</b>	<b>30</b>	<b>47</b>	<b>77</b>	<b>215</b>	<b>-81</b>	<b>2</b>	<b>0</b>	<b>2</b>

## JOHN BLUM

**D**

**#17, 33**

Claimed from Boston in the waiver draft, Oct. 6, 1986. Traded to Boston for the Bruins' 7th choice in the 1988 Entry Draft (Brad Schlegel), May 27, 1987.

YEAR	GP	G	A	PTS	PIM	+/-	PP	SH	GW
86-87	66	2	8	10	133	1	0	0	0
<b>NHL TOTAL</b>	<b>250</b>	<b>7</b>	<b>34</b>	<b>41</b>	<b>610</b>	<b>8</b>	<b>0</b>	<b>0</b>	<b>1</b>

## PATRICK BOILEAU

**D**

**#39, 41, 45**

Capitals' 3rd choice (69th overall) in the 1993 Entry Draft. Became a free agent, July 1, 2002.

YEAR	GP	G	A	PTS	PIM	+/-	PP	SH	GW
1996-97	1	0	0	0	0	0	0	0	0
1998-99	4	0	1	1	2	-4	0	0	0
2001-02	2	0	0	0	2	-2	0	0	0
<b>TOTAL</b>	<b>7</b>	<b>0</b>	<b>1</b>	<b>1</b>	<b>4</b>	<b>-6</b>	<b>0</b>	<b>0</b>	<b>0</b>
<b>NHL TOTAL</b>	<b>48</b>	<b>5</b>	<b>11</b>	<b>16</b>	<b>26</b>	<b>-13</b>	<b>3</b>	<b>0</b>	<b>1</b>

## LARRY BOLONCHUK

**D**

**#24, 8, 4**

Acquired in 1974 Expansion Draft (21st pick) from Vancouver. Became a free agent June 1, 1978.

YEAR	GP	G	A	PTS	PIM	+/-	PP	SH	GW
75-76	1	0	1	1	0	-1	0	0	0
76-77	9	0	0	0	12	-12	0	0	0
77-78	49	3	8	11	79	-19	0	0	0
<b>TOTAL</b>	<b>59</b>	<b>3</b>	<b>9</b>	<b>12</b>	<b>91</b>	<b>-32</b>	<b>0</b>	<b>0</b>	<b>0</b>
<b>NHL TOTAL</b>	<b>74</b>	<b>3</b>	<b>9</b>	<b>13</b>	<b>97</b>	<b>-43</b>	<b>0</b>	<b>0</b>	<b>0</b>

## PETER BONDRA

**F**

**#12**

Capitals' 9th choice (156th overall) in 1990 Entry Draft. Traded to Ottawa for Brooks Laich and Ottawa's 2nd choice in the 2005 Entry Draft (later traded to Colorado-Chris Durand), Feb. 18, 2004.

YEAR	GP	G	A	PTS	PIM	+/-	PP	SH	GW
90-91	54	12	16	28	47	-10	4	0	1
91-92	71	28	28	56	42	16	4	0	3
92-93	83	37	48	85	70	8	10	0	7
93-94	69	24	19	43	40	22	4	0	2
94-95	47	34	9	43	24	9	12	6	3
95-96	67	52	28	80	40	18	11	4	7
96-97	77	46	31	77	72	7	10	4	3
97-98	76	52	26	78	44	14	11	5	13
98-99	66	31	24	55	56	-1	6	3	5
99-00	62	21	17	38	30	5	5	3	5
00-01	82	45	36	81	60	8	22	4	8
01-02	77	39	31	70	80	-2	17	1	8
02-03	76	30	26	56	52	-3	9	2	4
03-04	54	21	14	35	22	-17	12	0	4
<b>TOTAL</b>	<b>961</b>	<b>472</b>	<b>353</b>	<b>825</b>	<b>679</b>	<b>74</b>	<b>137</b>	<b>32</b>	<b>73</b>
<b>NHL TOTAL</b>	<b>1081</b>	<b>503</b>	<b>389</b>	<b>892</b>	<b>761</b>	<b>74</b>	<b>149</b>	<b>32</b>	<b>78</b>

## PIERRE BOUCHARD

**D**

**#29, 26**

Claimed from Montreal in the waiver draft, Oct. 9, 1978. Became a free agent, Oct. 25, 1982.

YEAR	GP	G	A	PTS	PIM	+/-	PP	SH	GW
78-79	1	0	0	0	0	1	0	0	0
79-80	54	5	9	14	16	-7	0	0	0
80-81	50	3	7	10	28	-18	0	0	0
81-82	1	0	0	0	10	-2	0	0	0
<b>TOTAL</b>	<b>106</b>	<b>8</b>	<b>16</b>	<b>24</b>	<b>54</b>	<b>-26</b>	<b>0</b>	<b>0</b>	<b>0</b>
<b>NHL TOTAL</b>	<b>595</b>	<b>24</b>	<b>82</b>	<b>106</b>	<b>433</b>	<b>110</b>	<b>0</b>	<b>1</b>	<b>2</b>

## JOSEF BOUMEDIENNE

**D**

**#39, 2**

Acquired from Ottawa for Dean Melanson, Dec. 16, 2002. Became a free agent, July 1, 2008.

YEAR	GP	G	A	PTS	PIM	+/-	PP	SH	GW
02-03	6	1	0	1	0	-1	0	0	1
03-04	37	2	12	14	30	-10	2	0	0
<b>TOTAL</b>	<b>43</b>	<b>3</b>	<b>12</b>	<b>15</b>	<b>30</b>	<b>-11</b>	<b>2</b>	<b>0</b>	<b>1</b>
<b>NHL TOTAL</b>	<b>47</b>	<b>4</b>	<b>12</b>	<b>16</b>	<b>36</b>	<b>-13</b>	<b>2</b>	<b>0</b>	<b>1</b>

## CHRIS BOURQUE

**F**

**#56**

Capitals' 4th choice (33rd overall) in 2004 Entry Draft. Claimed on waivers by Pittsburgh, Sept. 30, 2009. Claimed off waivers from Pittsburgh, Dec. 5, 2009. Signed with KHL, July 2010.

YEAR	GP	G	A	PTS	PIM	+/-	PP	SH	GW
07-08	4	0	0	0	2	E	0	0	0
08-09	8	1	0	1	0	E	0	0	0
09-10	1	0	0	0	0	-2	0	0	0
<b>TOTAL</b>	<b>13</b>	<b>1</b>	<b>0</b>	<b>1</b>	<b>2</b>	<b>-2</b>	<b>0</b>	<b>0</b>	<b>0</b>
<b>NHL TOTAL</b>	<b>33</b>	<b>1</b>	<b>3</b>	<b>4</b>	<b>12</b>	<b>-6</b>	<b>0</b>	<b>0</b>	<b>9</b>

## MATT BRADLEY

**F**

**#10**

Signed as a free agent, Aug. 18, 2005. Became a free agent, July 1, 2011.

YEAR	GP	G	A	PTS	PIM	+/-	PP	SH	GW
05-06	74	7	12	19	72	-8	0	0	1
06-07	57	4	9	13	47	-5	0	0	0
07-08	77	7	11	18	74	1	1	1	2
08-09	81	5	6	11	59	-1	0	0	1
09-10	77	10	14	24	47	6	0	1	5
10-11	61	4	7	11	68	-3	0	0	0
<b>TOTAL</b>	<b>427</b>	<b>37</b>	<b>59</b>	<b>96</b>	<b>367</b>	<b>-10</b>	<b>1</b>	<b>2</b>	<b>9</b>
<b>NHL TOTAL</b>	<b>630</b>	<b>56</b>	<b>85</b>	<b>141</b>	<b>531</b>	<b>-16</b>	<b>1</b>	<b>2</b>	<b>12</b>

## RICK BRAGNALO

**F**

**#18, 12, 8**

Signed as a free agent, March 1976. Became a free agent, June 1, 1980.

YEAR	GP	G	A	PTS	PIM	+/-	PP	SH	GW
75-76	19	2	10	12	8	-4	0	0	0
76-77	80	11	12	23	16	-16	1	2	1
77-78	44	2	13	15	22	-6	0	0	0
78-79	2	0	0	0	0	-1	0	0	0
<b>TOTAL</b>	<b>145</b>	<b>15</b>	<b>35</b>	<b>50</b>	<b>46</b>	<b>-27</b>	<b>1</b>	<b>2</b>	<b>1</b>
<b>NHL TOTAL</b>	<b>145</b>	<b>15</b>	<b>35</b>	<b>50</b>	<b>46</b>	<b>-27</b>	<b>1</b>	<b>2</b>	<b>1</b>

## DONALD BRASHEAR

**F**

**#87**

Signed as a free agent, July 14, 2006. Became a free agent, July 1, 2009.

YEAR	GP	G	A	PTS	PIM	+/-	PP	SH	GW
06-07	77	4	9	13	156	1	0	0	0
07-08	80	5	3	8	119	-7	0	0	0
08-09	63	1	3	4	121	-6	0	0	1
<b>TOTAL</b>	<b>220</b>	<b>10</b>	<b>15</b>	<b>25</b>	<b>396</b>	<b>-12</b>	<b>0</b>	<b>0</b>	<b>1</b>
<b>NHL TOTAL</b>	<b>1025</b>	<b>85</b>	<b>120</b>	<b>205</b>	<b>2634</b>	<b>-93</b>	<b>4</b>	<b>0</b>	<b>13</b>

## GORD BROOKS

**F**

**#10**

Acquired in 1974 Expansion Draft (14th pick) from St. Louis. Became a free agent, June 1, 1975.

YEAR	GP	G	A	PTS	PIM	+/-	PP	SH	GW
74-75	38	1	10	11	25	-19	1	0	0
<b>NHL TOTAL</b>	<b>70</b>	<b>7</b>	<b>18</b>	<b>25</b>	<b>37</b>	<b>-19</b>	<b>1</b>	<b>0</b>	<b>1</b>

## WILLIE BROSSART

**D**

**#17, 5**

Acquired from Toronto with Tim Ecclestone for Rod Seiling, Nov. 2, 1974. Became a free agent, June 1, 1976.

YEAR	GP	G	A	PTS	PIM	+/-	PP	SH	GW
74-75	12	1	0	1	14	-14	0	0	0
75-76	49	0	8	8	40	-49	0	0	0
<b>TOTAL</b>	<b>61</b>	<b>1</b>	<b>8</b>	<b>9</b>	<b>54</b>	<b>-63</b>	<b>0</b>	<b>0</b>	<b>0</b>
<b>NHL TOTAL</b>	<b>129</b>	<b>1</b>	<b>14</b>	<b>15</b>	<b>88</b>	<b>-75</b>	<b>0</b>	<b>0</b>	<b>0</b>

## JEFF BROWN

**D**

**#28**

Acquired from Toronto for Sylvain Cote, March 24, 1998. Retired after the 1997-98 season.

YEAR	GP	G	A	PTS	PIM	+/-	PP	SH	GW
97-98	9	0	6	6	6	4	0	0	0
<b>NHL TOTAL</b>	<b>747</b>	<b>154</b>	<b>430</b>	<b>584</b>	<b>498</b>	<b>-51</b>	<b>80</b>	<b>5</b>	<b>16</b>





# All-Time Player Register

## ANDREW BRUNETTE

F

#18

Capitals' 6th choice (174th overall) in the 1993 Entry Draft. Claimed by Nashville in the 1998 Expansion Draft, June 26, 1998.

YEAR	GP	G	A	PTS	PIM	+/-	PP	SH	GW
95-96	11	3	3	6	0	5	0	0	1
96-97	23	4	7	11	12	-3	2	0	0
97-98	28	11	12	23	12	2	4	0	2
<b>TOTAL</b>	<b>62</b>	<b>18</b>	<b>22</b>	<b>40</b>	<b>24</b>	<b>4</b>	<b>6</b>	<b>0</b>	<b>3</b>
<b>NHL TOTAL</b>	<b>1032</b>	<b>256</b>	<b>450</b>	<b>706</b>	<b>310</b>	<b>-65</b>	<b>110</b>	<b>0</b>	<b>32</b>

## JAN BULIS

F

#8, 38

Capitals' 3rd choice (43rd overall) in 1996 Entry Draft. Traded with Richard Zednik and Washington's 1st choice in the 2001 Entry Draft (Alexander Perezhgin) to Montreal for Trevor Linden, Dainius Zubrus and Washington's 2nd choice in the 2001 Entry Draft (traded to Tampa Bay-Andreas Holmqvist), March 13, 2001.

YEAR	GP	G	A	PTS	PIM	+/-	PP	SH	GW
97-98	48	5	11	16	18	-5	0	0	0
98-99	38	7	16	23	6	3	3	0	3
99-00	56	9	22	31	30	7	0	0	1
00-01	39	5	13	18	26	E	1	0	0
<b>TOTAL</b>	<b>181</b>	<b>26</b>	<b>62</b>	<b>88</b>	<b>80</b>	<b>5</b>	<b>4</b>	<b>0</b>	<b>4</b>
<b>NHL TOTAL</b>	<b>552</b>	<b>96</b>	<b>149</b>	<b>245</b>	<b>268</b>	<b>-3</b>	<b>13</b>	<b>3</b>	<b>18</b>

## TED BULLEY

F

#29

Acquired from Chicago with Dave Hutchinson for future considerations, Aug. 28, 1982. Signed as a free agent by Pittsburgh, Sept. 30, 1983.

YEAR	GP	G	A	PTS	PIM	+/-	PP	SH	GW
82-83	39	4	9	13	47	-3	0	0	1
<b>NHL TOTAL</b>	<b>414</b>	<b>101</b>	<b>113</b>	<b>214</b>	<b>704</b>	<b>8</b>	<b>13</b>	<b>0</b>	<b>20</b>

## RANDY BURRIDGE

F

#18

Acquired from Boston for Stephen Leach, June 20, 1991. Traded to Los Angeles for Warren Rychel (traded to Toronto for the Maple Leafs' 4th pick in the 1995 Entry Draft-Sebastien Charpentier), Feb. 10, 1995.

YEAR	GP	G	A	PTS	PIM	+/-	PP	SH	GW
91-92	66	23	44	67	50	-4	9	0	3
92-93	4	0	0	0	0	1	0	0	0
93-94	78	25	17	42	73	-1	8	1	5
94-95	2	0	0	0	2	E	0	0	0
<b>TOTAL</b>	<b>150</b>	<b>48</b>	<b>61</b>	<b>109</b>	<b>125</b>	<b>-4</b>	<b>17</b>	<b>1</b>	<b>8</b>
<b>NHL TOTAL</b>	<b>706</b>	<b>199</b>	<b>251</b>	<b>450</b>	<b>458</b>	<b>65</b>	<b>47</b>	<b>9</b>	<b>29</b>

## NELSON BURTON

F

#12, 27, 8

Capitals' 4th choice (57th overall) in 1977 Amateur Draft. Traded to Quebec for Dave Parro, June 15, 1979.

YEAR	GP	G	A	PTS	PIM	+/-	PP	SH	GW
77-78	5	1	0	1	8	-3	0	0	0
78-79	3	0	0	0	13	-2	0	0	0
<b>TOTAL</b>	<b>8</b>	<b>1</b>	<b>0</b>	<b>1</b>	<b>21</b>	<b>-5</b>	<b>0</b>	<b>0</b>	<b>0</b>
<b>NHL TOTAL</b>	<b>8</b>	<b>1</b>	<b>0</b>	<b>1</b>	<b>21</b>	<b>-5</b>	<b>0</b>	<b>0</b>	<b>0</b>

## ERIC CALDER

D

#26, 24

Capitals' 2nd choice (45th overall) in the 1981 Entry Draft. Retired, Aug. 20, 1984.

YEAR	GP	G	A	PTS	PIM	+/-	PP	SH	GW
81-82	1	0	0	0	0	E	0	0	0
82-83	1	0	0	0	0	E	0	0	0
<b>TOTAL</b>	<b>2</b>	<b>0</b>	<b>0</b>	<b>0</b>	<b>0</b>	<b>E</b>	<b>0</b>	<b>0</b>	<b>0</b>
<b>NHL TOTAL</b>	<b>2</b>	<b>0</b>	<b>0</b>	<b>0</b>	<b>0</b>	<b>E</b>	<b>0</b>	<b>0</b>	<b>0</b>

## TONY CAMAZZOLA

F

#2

Capitals' 9th choice (195th overall) of 1980 Entry Draft. Released from contract, June 1, 1984.

YEAR	GP	G	A	PTS	PIM	+/-	PP	SH	GW
81-82	3	0	0	0	4	E	0	0	0
<b>NHL TOTAL</b>	<b>3</b>	<b>0</b>	<b>0</b>	<b>0</b>	<b>4</b>	<b>E</b>	<b>0</b>	<b>0</b>	<b>0</b>

## JOHN CARLSON

D

#74

Capitals' 2nd choice (27th overall) of 2008 Entry Draft.

YEAR	GP	G	A	PTS	PIM	+/-	PP	SH	GW
09-10	22	1	5	6	8	11	0	0	0
10-11	82	7	30	37	44	21	1	0	3
<b>NHL TOTAL</b>	<b>104</b>	<b>8</b>	<b>35</b>	<b>43</b>	<b>52</b>	<b>32</b>	<b>1</b>	<b>0</b>	<b>3</b>

## KENT CARLSON

D

#39

Acquired from Winnipeg for future considerations, Oct. 19, 1988. Released, February 1988.

YEAR	GP	G	A	PTS	PIM	+/-	PP	SH	GW
88-89	2	1	0	1	0	2	0	0	0
<b>NHL TOTAL</b>	<b>113</b>	<b>7</b>	<b>11</b>	<b>18</b>	<b>148</b>	<b>-10</b>	<b>0</b>	<b>0</b>	<b>2</b>

## BOB CARPENTER

F

#10, 11

Capitals' 1st choice (3rd overall) in the 1981 Entry Draft. Traded to NY Rangers with the Capitals' 2nd choice in 1989 Entry Draft (Jason Prosofsky) for Bob Crawford, Kelly Miller and Mike Ridley, Jan. 1, 1987. Signed as a free agent, June 30, 1992. Became a free agent, Aug. 1, 1993.

YEAR	GP	G	A	PTS	PIM	+/-	PP	SH	GW
81-82	80	32	35	67	69	-23	7	1	3
82-83	80	32	37	69	64	E	14	0	4
83-84	80	28	40	68	51	E	8	0	5
84-85	80	53	42	95	87	20	12	0	7
85-86	80	27	29	56	105	-12	7	0	3
86-87	22	5	7	12	21	-7	4	0	0
92-93	68	11	17	28	65	-16	2	0	0
<b>TOTAL</b>	<b>490</b>	<b>188</b>	<b>207</b>	<b>395</b>	<b>462</b>	<b>-38</b>	<b>54</b>	<b>1</b>	<b>22</b>
<b>NHL TOTAL</b>	<b>1178</b>	<b>320</b>	<b>408</b>	<b>728</b>	<b>919</b>	<b>-81</b>	<b>82</b>	<b>7</b>	<b>40</b>

## GREG CARROLL

F

#11

Capitals' 2nd choice (15th overall) in 1976 Amateur Draft. Signed from New England (WHA), Sept. 21, 1978. Released on waivers, Jan. 4, 1979.

YEAR	GP	G	A	PTS	PIM	+/-	PP	SH	GW
78-79	24	5	6	11	12	-2	0	0	0
<b>NHL TOTAL</b>	<b>131</b>	<b>20</b>	<b>34</b>	<b>54</b>	<b>44</b>	<b>-13</b>	<b>1</b>	<b>1</b>	<b>2</b>

## ANSON CARTER

F

#33

Acquired from Colorado for Washington's 4th choice in the 1996 Entry Draft (Ben Storey), April 4, 1996. Traded to Boston with Jim Carey and Jason Allison for Adam Oates, Rick Tocchet and Bill Ranford, March 1, 1997. Acquired from New York Rangers for Jaromir Jagr, Jan. 23, 2004. Traded to Los Angeles Kings for Jared Aulin, March 8, 2004.

YEAR	GP	G	A	PTS	PIM	+/-	PP	SH	GW
96-97	19	3	2	5	7	E	1	0	1
03-04	19	5	5	10	6	2	2	0	2
<b>TOTAL</b>	<b>38</b>	<b>8</b>	<b>7</b>	<b>15</b>	<b>13</b>	<b>2</b>	<b>3</b>	<b>0</b>	<b>3</b>
<b>NHL TOTAL</b>	<b>674</b>	<b>202</b>	<b>219</b>	<b>421</b>	<b>229</b>	<b>-12</b>	<b>72</b>	<b>3</b>	<b>36</b>

## ANDREW CASSELS

F

#25

Signed as a free agent, Aug. 9, 2005. Waived, Jan. 28, 2006.

YEAR	GP	G	A	PTS	PIM	+/-	PP	SH	GW
05-06	31	4	8	12	14	-3	2	0	0
<b>NHL TOTAL</b>	<b>1015</b>	<b>204</b>	<b>528</b>	<b>732</b>	<b>410</b>	<b>-73</b>	<b>72</b>	<b>9</b>	<b>28</b>

## TONY CASSOLATO

F

#25, 40

Signed as a free agent from Birmingham (WHA), August 1976. Became a free agent, June 1, 1983.

YEAR	GP	G	A	PTS	PIM	+/-	PP	SH	GW
79-80	9	0	2	2	0	2	0	0	0
80-81	2	0	0	0	0	E	0	0	0
81-82	12	1	4	5	4	1	0	0	0
<b>TOTAL</b>	<b>23</b>	<b>1</b>	<b>6</b>	<b>7</b>	<b>4</b>	<b>3</b>	<b>0</b>	<b>0</b>	<b>0</b>
<b>NHL TOTAL</b>	<b>23</b>	<b>1</b>	<b>6</b>	<b>7</b>	<b>4</b>	<b>3</b>	<b>0</b>	<b>0</b>	<b>0</b>

## PAUL CAVALLINI

D

#30, 28, 14

Capitals' 10th choice (205th overall) in the 1984 Entry Draft. Traded to St. Louis for Blues' 2nd choice in the 1988 Entry Draft (Wade Bartley), Dec. 11, 1987. Acquired from St. Louis for Kevin Miller, Nov. 1, 1992. Traded to Dallas for Enrico Ciccone, June 26, 1993.

YEAR	GP	G	A	PTS	PIM	+/-	PP	SH	GW
86-87	6	0	2	2	8	-4	0	0	0
87-88	24	2	3	5	66	E	0	0	1
92-93	71	5	8	13	46	3	0	0	0
<b>TOTAL</b>	<b>101</b>	<b>7</b>	<b>13</b>	<b>20</b>	<b>120</b>	<b>-1</b>	<b>0</b>	<b>0</b>	<b>1</b>
<b>NHL TOTAL</b>	<b>564</b>	<b>56</b>	<b>177</b>	<b>233</b>	<b>750</b>	<b>116</b>	<b>16</b>	<b>2</b>	<b>6</b>

## SHAWN CHAMBERS

D

#25

Acquired from Minnesota for Steve Maltais and Trent Klatt, June 9, 1991. Claimed by Tampa Bay in 1992 Expansion Draft, June 18, 1992.

YEAR	GP	G	A	PTS	PIM	+/-	PP	SH	GW
91-92	2	0	0	0	2	-3	0	0	0
<b>NHL TOTAL</b>	<b>625</b>	<b>50</b>	<b>185</b>	<b>235</b>	<b>364</b>	<b>-5</b>	<b>20</b>	<b>5</b>	<b>6</b>

## ERIC CHARRON

D

#28

Acquired from Tampa Bay for a 3rd round pick in the 1997 Entry Draft (Eero Somervuori), Nov. 17, 1995. Traded to Calgary for Calgary's 7th choice in the 1998 Entry Draft (Nathan Forster), Sept. 4, 1997.

YEAR	GP	G	A	PTS	PIM	+/-	PP	SH	GW
95-96	4	0	1	1	4	3	0	0	0
96-97	25	1	1	2	20	1	0	0	0
<b>TOTAL</b>	<b>29</b>	<b>1</b>	<b>2</b>	<b>3</b>	<b>24</b>	<b>4</b>	<b>0</b>	<b>0</b>	<b>0</b>
<b>NHL TOTAL</b>	<b>130</b>	<b>2</b>	<b>7</b>	<b>9</b>	<b>127</b>	<b>-10</b>	<b>0</b>	<b>0</b>	<b>0</b>



# All-Time Player Register

## GUY CHARRON

F

#15

Signed as a free agent from Colorado, Sept. 1, 1976 (Colorado accepted rights to Nelson Pyatt as compensation). Released after the 1980-81 season.

YEAR	GP	G	A	PTS	PIM	+/-	PP	SH	GW
76-77	80	36	46	82	10	-28	6	1	4
77-78	80	38	35	73	12	-25	4	0	3
78-79	80	28	42	70	24	-14	9	0	4
79-80	33	11	20	31	6	-2	5	0	1
80-81	47	5	13	18	2	-4	2	1	0
TOTAL	320	118	156	274	54	-73	26	2	12
NHL TOTAL	734	221	309	530	146	-208	47	2	23

## DENIS CHASSE

F

#26

Acquired from St. Louis in exchange for Rob Pearson, Jan. 28, 1996. Traded to Winnipeg for Stewart Malgunas, Feb. 15, 1996.

YEAR	GP	G	A	PTS	PIM	+/-	PP	SH	GW
95-96	3	0	0	0	5	-1	0	0	0
NHL TOTAL	132	11	14	25	292	2	20	0	1

## JASON CHIMERA

F

#25

Acquired from Columbus in exchange for Chris Clark and Milan Jurcina, Dec. 28, 2009.

YEAR	GP	G	A	PTS	PIM	+/-	PP	SH	GW
09-10	39	7	10	17	51	6	0	0	0
10-11	81	10	16	26	64	-10	2	0	1
TOTAL	120	17	26	43	115	-4	2	0	1
NHL TOTAL	581	98	117	215	580	-22	8	5	18

## DAVE CHRISTIAN

F

#27

Acquired from Winnipeg for Washington's 1st choice in the 1983 Entry Draft (Bobby Dollas), June 8, 1983. Traded to Boston for Bob Joyce, Dec. 13, 1989.

YEAR	GP	G	A	PTS	PIM	+/-	PP	SH	GW
83-84	80	29	52	81	28	26	9	0	6
84-85	80	26	43	69	14	20	5	0	2
85-86	80	41	42	83	15	3	18	2	4
86-87	76	23	27	50	8	-5	5	0	2
87-88	80	37	21	58	26	-14	14	0	5
88-89	80	34	31	65	12	2	16	1	1
89-90	28	3	8	11	4	-12	0	0	1
TOTAL	504	193	224	417	107	20	67	3	21
NHL TOTAL	1009	340	433	773	284	-65	102	8	35

## TOM CHORSKE

F

#9

Acquired from NY Islanders with Islanders' 8th choice in the 1999 Entry Draft (Maxim Orlov) for Washington's 6th choice in 1999 Entry Draft (Bjorn Melin), Oct. 16, 1998. Traded to Calgary for future considerations, March 22, 1999.

YEAR	GP	G	A	PTS	PIM	+/-	PP	SH	GW
98-99	17	0	2	2	4	-4	0	0	0
NHL TOTAL	596	115	122	237	225	-2	6	11	14

## BRAD CHURCH

F

#25

Capitals' 1st choice (17th overall) in the 1995 Entry Draft. Traded to Edmonton, Feb. 3, 1999, in exchange for the rights to Barrie Moore.

YEAR	GP	G	A	PTS	PIM	+/-	PP	SH	GW
97-98	2	0	0	0	0	E	0	0	0
NHL TOTAL	2	0	0	0	0	E	0	0	0

## DINO CICCARELLI

F

#22

Acquired from Minnesota with Bob Rouse for Mike Gartner and Larry Murphy, March 7, 1989. Traded to Detroit for Kevin Miller, June 20, 1992.

YEAR	GP	G	A	PTS	PIM	+/-	PP	SH	GW
88-89	11	12	3	15	12	10	3	0	3
89-90	80	41	38	79	122	-5	10	0	6
90-91	54	21	18	39	66	-17	2	0	2
91-92	78	38	38	76	78	-10	13	0	7
TOTAL	223	112	97	209	278	-22	28	0	18
NHL TOTAL	1232	608	592	1200	1425	-2	232	1	73

## ENRICO CICCONE

D

#39, 19

Acquired from Dallas for Paul Cavallini, June 22, 1993. Traded to Tampa Bay with Washington's 3rd choice in the 1994 Entry Draft (later traded to Anaheim-Craig Reichert) and a conditional draft pick for Joe Reekie, March 21, 1994. Re-acquired from Tampa Bay for future considerations, Dec. 28, 1998. Became a free agent, July 1, 2000.

YEAR	GP	G	A	PTS	PIM	+/-	PP	SH	GW
93-94	46	1	1	2	174	-2	0	0	0
98-99	43	2	0	2	103	-6	0	0	0
TOTAL	89	2	1	4	277	-8	0	0	0
NHL TOTAL	374	10	18	28	1469	-11	0	0	1

## IVAN CIERNIK

F

#27

Claimed off waivers from Ottawa, Jan. 9, 2002. Became a free agent, July 1, 2004.

YEAR	GP	G	A	PTS	PIM	+/-	PP	SH	GW
01-02	6	0	1	1	2	0	0	0	0
02-03	47	8	10	18	24	6	0	0	2
03-04	7	1	1	2	0	0	0	0	0
TOTAL	60	9	12	21	26	6	0	0	2
NHL TOTAL	89	12	14	26	32	9	0	0	2

## CHRIS CLARK

F

#17

Acquired from Calgary with Calgary's 7th choice in the 2007 Entry Draft (Andrew Glass) for Washington's 7th choice in the 2006 Entry Draft (Devin Didiomete) and Washington's 6th choice in the 2007 Entry Draft (later traded to Colorado-Jens Hellgren), Aug. 4, 2005. Traded to Columbus with Milan Jurcina for Jason Chimera, Dec. 28, 2009.

YEAR	GP	G	A	PTS	PIM	+/-	PP	SH	GW
05-06	78	20	19	39	110	9	1	3	0
06-07	74	30	24	54	66	-10	9	4	2
07-08	18	5	4	9	43	E	1	0	1
08-09	32	1	5	6	32	-3	0	0	3
09-10	38	4	11	15	27	-4	0	0	0
TOTAL	240	60	63	123	278	-8	11	7	6
NHL TOTAL	607	103	111	214	700	-48	22	8	12

## BILL CLEMENT

F

#10

Acquired from Philadelphia with Don McLean and Flyers' 1st choice in 1978 Amateur Draft (Alex Forsyth) for Capitals' 1st choice in the 1975 Entry Draft (Mel Bridgman), June 3, 1975. Traded to Atlanta for Gerry Meehan, Jean Lemieux and Flames' 1st choice in the 1976 Entry Draft (Greg Carroll), Jan. 22, 1976.

YEAR	GP	G	A	PTS	PIM	+/-	PP	SH	GW
75-76	46	10	17	27	20	-30	2	0	0
NHL TOTAL	719	148	208	356	383	-22	9	16	21

## STEVE CLIPPINGDALE

F

#26

Acquired from Los Angeles for Mike Marson, June 11, 1979. Released, October 1980.

YEAR	GP	G	A	PTS	PIM	+/-	PP	SH	GW
79-80	3	0	0	0	0	E	0	0	0
NHL TOTAL	19	1	2	3	9	3	0	0	0

## BEN CLYMER

F/D

#27

Signed as a free agent, Aug. 8, 2005. Contract bought out, June 24, 2008.

YEAR	GP	G	A	PTS	PIM	+/-	PP	SH	GW
05-06	77	16	17	33	72	-7	3	0	3
06-07	66	7	13	20	44	-17	0	0	0
TOTAL	143	23	30	53	116	-24	3	0	3
NHL TOTAL	438	52	77	129	367	-64	13	0	6

## BILL COLLINS

F

#26

Purchased from Philadelphia, Dec. 4, 1976. Became a free agent, June 1, 1978.

YEAR	GP	G	A	PTS	PIM	+/-	PP	SH	GW
76-77	54	11	14	25	26	-7	0	2	1
77-78	74	10	9	19	18	-32	0	1	1
TOTAL	128	21	23	44	44	-39	0	3	2
NHL TOTAL	768	157	154	311	415	-121	10	17	18

## SEAN COLLINS

D

#62

Signed as a free agent, March 17, 2007.

YEAR	GP	G	A	PTS	PIM	+/-	PP	SH	GW
08-09	15	1	1	2	12	1	0	0	0
10-11	4	1	0	1	0	2	0	0	1
NHL TOTAL	19	2	1	3	12	3	0	0	1

## MATT COOKE

F

#24

Acquired from Vancouver for Matt Pettinger, Feb. 26, 2008. Became a free agent, July 1, 2008.

YEAR	GP	G	A	PTS	PIM	+/-	PP	SH	GW
07-08	17	3	4	7	27	5	0	1	0
NHL TOTAL	805	126	175	301	988	50	6	12	17

## CHRIS CORRINET

F

#48

Capitals' 4th-round choice (107th overall) in the 1998 NHL Entry Draft.

YEAR	GP	G	A	PTS	PIM	+/-	PP	SH	GW
01-02	8	0	1	1	6	-4	0	0	0
NHL TOTAL	8	0	1	1	6	-4	0	0	0



# All-Time Player Register

## YVON CORRIVEAU

F

#26

Capitals' 1st choice (19th overall) in the 1985 Entry Draft. Traded to Hartford for Mike Liut, March 5, 1990. Acquired from Hartford with Mark Hunter for Nick Kypreos, July 30, 1992. Claimed by San Jose in 1992 Waiver Draft.

YEAR	GP	G	A	PTS	PIM	+/-	PP	SH	GW
85-86	2	0	0	0	0	-1	0	0	0
86-87	17	1	1	2	24	-4	0	0	0
87-88	44	10	9	19	84	17	0	0	1
88-89	33	3	2	5	62	E	0	0	0
89-90	50	9	6	15	50	-1	1	0	1
TOTAL	146	23	18	41	220	11	1	0	2
NHL TOTAL	280	48	40	88	310	-9	6	0	3

## JOE CORVO

D

#77

Acquired from Carolina for Brian Pothier, Oskar Osala and a second-round choice in the 2011 Entry Draft, March 3, 2010.

YEAR	GP	G	A	PTS	PIM	+/-	PP	SH	GW
09-10	18	2	4	6	2	-4	1	0	0
TOTAL	18	2	4	6	2	-4	1	0	0
NHL TOTAL	568	79	179	258	204	25	36	2	18

## ALAIN COTE

D

#39

Acquired from Boston to complete Bob Gould trade, Oct. 2, 1989. Traded to Montreal for Marc Deschamps, June 22, 1990.

YEAR	GP	G	A	PTS	PIM	+/-	PP	SH	GW
89-90	2	0	0	0	7	-2	0	0	0
NHL TOTAL	119	2	18	20	124	4	0	0	0

## SYLVAIN COTE

D

#3

Acquired from Hartford Sept. 8, 1991, for Washington's 2nd choice in 1992 NHL Entry Draft (Andrei Nikolishin). Signed as a free agent July 7, 2000. Retired after the 2002-03 season.

YEAR	GP	G	A	PTS	PIM	+/-	PP	SH	GW
91-92	78	11	29	40	31	7	6	0	2
92-93	77	21	29	50	34	28	8	2	3
93-94	84	16	35	51	66	30	3	2	2
94-95	47	5	14	19	53	2	1	0	2
95-96	81	5	33	38	40	5	3	0	2
96-97	57	6	18	24	28	11	2	0	0
97-98	59	1	15	16	36	-5	0	0	0
00-01	68	7	11	18	18	-3	1	1	1
01-02	70	3	11	14	26	-15	1	0	2
02-03	1	0	0	0	4	0	0	0	0
TOTAL	622	75	195	270	336	60	25	5	14
NHL TOTAL	1171	122	313	435	545	39	35	6	20

## TIM COULIS

F

#20, 17

Capitals' 2nd choice (18th overall) in 1978 Amateur Draft. Traded June 11, 1980, to Toronto with Robert Picard and Washington's 2nd choice in 1980 Entry Draft (Bob McGill) for Mike Palmateer and Toronto's 3rd choice in 1980 Entry Draft (Torrle Robertson).

YEAR	GP	G	A	PTS	PIM	+/-	PP	SH	GW
79-80	19	1	2	3	27	-6	0	0	0
NHL TOTAL	47	2	2	4	138	-13	0	0	0

## GEOFF COURTNALL

F

#14

Acquired from Edmonton for Greg Adams, July 22, 1988. Traded to St. Louis for Peter Zedel and Mike Lalor, July 13, 1990.

YEAR	GP	G	A	PTS	PIM	+/-	PP	SH	GW
88-89	79	42	38	80	112	11	16	0	6
89-90	80	35	39	74	104	27	9	0	2
TOTAL	159	77	77	154	216	38	25	0	8
NHL TOTAL	1048	367	432	799	1465	121	107	2	55

## BRUCE COWICK

F

#27

Acquired in 1974 Expansion Draft (9th pick) from Philadelphia. Claimed by St. Louis on waivers, May 28, 1975.

YEAR	GP	G	A	PTS	PIM	+/-	PP	SH	GW
74-75	65	5	6	11	41	-42	0	0	0
NHL TOTAL	70	5	6	11	43	-41	0	0	0

## BOB CRAWFORD

F

#25

Acquired from New York Rangers with Kelly Miller and Mike Ridley for Bob Carpenter and Washington's 2nd choice in the 1990 Entry Draft (Jason Prosofsky), Jan. 1, 1987. Released, Feb. 28, 1987.

YEAR	GP	G	A	PTS	PIM	+/-	PP	SH	GW
86-87	12	0	0	0	0	E	0	0	0
NHL TOTAL	246	71	71	142	72	-34	12	0	5

## SHAWN CRONIN

D

#22

Signed as a free agent, June 6, 1988. Signed as a free agent with Philadelphia, June 12, 1989.

YEAR	GP	G	A	PTS	PIM	+/-	PP	SH	GW
88-89	1	0	0	0	0	E	0	0	0
NHL TOTAL	292	3	18	21	877	-35	0	0	0

## BRIAN CURRAN

D

#38

Contract acquired from Portland (AHL), Oct. 22, 1993.

YEAR	GP	G	A	PTS	PIM	+/-	PP	SH	GW
93-94	26	1	0	1	61	-2	0	0	0
NHL TOTAL	381	7	33	40	1461	-14	0	0	0

## GLEN CURRIE

F

#19, 28, 12

Capitals' 5th choice (38th overall) in 1978 Amateur Draft. Traded to Los Angeles for Daryl Evans, Sept. 9, 1985.

YEAR	GP	G	A	PTS	PIM	+/-	PP	SH	GW
79-80	32	2	0	2	2	-2	0	0	0
80-81	40	5	13	18	16	-5	2	1	0
81-82	43	7	7	14	14	-2	0	1	0
82-83	68	11	28	39	20	18	0	0	2
83-84	80	12	24	36	20	9	0	2	2
84-85	44	1	5	6	19	2	0	0	0
TOTAL	307	38	77	115	91	20	2	4	4
NHL TOTAL	326	39	79	118	100	18	3	4	4

## JAKUB CUTTA

D

#36

Capitals' 3rd choice (61st overall) in the 2000 Entry Draft.

YEAR	GP	G	A	PTS	PIM	+/-	PP	SH	GW
00-01	3	0	0	0	0	-1	0	0	0
01-02	2	0	0	0	0	-3	0	0	0
03-04	3	0	0	0	0	-1	0	0	0
NHL TOTAL	8	0	0	0	0	-5	0	0	0

## ULF DAHLEN

F

#10

Signed as a free agent, July 21, 1999. Became a free agent, July 1, 2002.

YEAR	GP	G	A	PTS	PIM	+/-	PP	SH	GW
99-00	75	15	23	38	8	11	5	0	4
00-01	73	15	33	48	6	11	6	0	2
01-02	69	23	29	52	8	-5	7	0	4
TOTAL	217	53	84	138	22	17	18	0	10
NHL TOTAL	966	301	354	655	230	-20	120	2	49

## JASON DOIG

D

#54, 3

Signed as a free agent, Sept. 13, 2003. Became a free agent, July 1, 2004.

YEAR	GP	G	A	PTS	PIM	+/-	PP	SH	GW
02-03	55	3	5	8	108	-3	0	0	1
03-04	65	2	9	11	105	-12	0	0	0
TOTAL	120	5	14	19	213	-15	0	0	1
NHL TOTAL	158	6	18	24	285	-21	0	0	1

## DOUG DOULL

F

#51

Acquired from Phoenix for Dwayne Zinger, Feb. 3, 2006. Became a free agent, July 1, 2006.

YEAR	GP	G	A	PTS	PIM	+/-	PP	SH	GW
05-06	2	0	0	0	19	-1	0	0	0
NHL TOTAL	37	0	1	1	151	1	0	0	0

## JOHN DRUCE

F

#19

Capitals' 2nd choice (40th overall) in the 1985 Entry Draft. Traded to Winnipeg for Pat Elynuik, Oct. 1, 1992.

YEAR	GP	G	A	PTS	PIM	+/-	PP	SH	GW
88-89	48	8	7	15	62	7	0	0	1
89-90	45	8	3	11	52	-3	1	0	1
90-91	80	22	36	58	46	4	7	1	4
91-92	67	19	18	37	39	14	1	0	3
TOTAL	240	57	64	121	199	22	9	1	9
NHL TOTAL	531	113	126	239	347	6	14	2	10





# All-Time Player Register

## GAETAN DUCHESNE

F

#14

Capitals' 8th choice (152nd overall) in the 1981 Entry Draft. Traded June 13, 1987, to Quebec with Alan Haworth and Washington's 1st choice (Joe Sakic) in the 1987 Entry Draft for Clint Malarchuk and Dale Hunter.

YEAR	GP	G	A	PTS	PIM	+/-	PP	SH	GW
81-82	74	9	14	23	46	-6	0	0	1
82-83	77	18	19	37	52	15	0	1	6
83-84	79	17	19	36	29	15	3	2	1
84-85	67	15	23	38	32	16	0	1	1
85-86	80	11	28	39	39	10	0	1	3
86-87	74	17	35	52	53	18	0	1	4
TOTAL	451	87	138	225	251	68	3	6	16
NHL TOTAL	1028	179	254	433	102	617	9	14	28

## DENIS DUPERE

F

#15

Acquired in 1974 Expansion Draft (10th pick) from Toronto. Traded to St. Louis for Ace Bailey and Stan Gilbertson, Feb. 10, 1975.

YEAR	GP	G	A	PTS	PIM	+/-	PP	SH	GW
74-75	53	20	15	35	8	-41	8	0	0
NHL TOTAL	421	80	99	179	66	-30	22	5	6

## MIKE EAGLES

F

#36

Acquired from Winnipeg with Igor Ulanov for Washington's 3rd (later traded to Dallas-Sergei Gusev) and 5th (Brian Elder) choices in the 1995 Entry Draft, April 17, 1995. Became a free agent, July 1, 2000.

YEAR	GP	G	A	PTS	PIM	+/-	PP	SH	GW
94-95	13	1	3	4	8	2	0	0	0
95-96	70	4	7	11	75	-1	0	0	0
96-97	70	1	7	8	42	-4	0	0	0
97-98	36	1	3	4	16	-2	0	0	0
98-99	52	4	2	6	50	-5	0	0	0
99-00	25	2	0	2	15	-7	0	0	1
TOTAL	266	13	22	35	206	-17	0	0	1
NHL TOTAL	853	74	122	196	928	-121	3	6	7

## ROLF EDBERG

F

#10

Signed as a free agent June 10, 1978. Released after 1980-81 season.

YEAR	GP	G	A	PTS	PIM	+/-	PP	SH	GW
78-79	76	14	27	41	6	11	1	0	2
79-80	63	23	23	46	12	-5	4	1	7
80-81	45	8	8	16	6	1	0	0	0
TOTAL	184	45	58	103	24	7	5	1	9
NHL TOTAL	184	45	58	103	24	7	5	1	9

## JACK EGGERS

F

#11

Acquired in 1974 Expansion Draft (24th pick) from New York Rangers. Contract expired April 1976.

YEAR	GP	G	A	PTS	PIM	+/-	PP	SH	GW
74-75	14	3	2	5	8	-14	1	0	1
75-76	12	3	3	6	8	-2	2	0	0
TOTAL	26	6	5	11	16	-16	3	0	1
NHL TOTAL	284	64	69	133	154	2	18	0	10

## MIKA ELOMO

F

#23

Capitals' 2nd choice (23rd overall) in the 1995 Entry Draft. Traded to Calgary for 2nd choice in the 2000 Entry Draft (Matt Pettinger), June 27, 2000.

YEAR	GP	G	A	PTS	PIM	+/-	PP	SH	GW
99-00	2	0	1	1	2	1	0	0	0
NHL TOTAL	2	0	1	1	2	1	0	0	0

## PAT ELYNUIK

F

#19

Acquired from Winnipeg for John Druce, Oct. 1, 1992. Traded to Tampa Bay for a conditional draft pick (traded back to Tampa Bay for Joe Reekie), Oct. 16, 1993.

YEAR	GP	G	A	PTS	PIM	+/-	PP	SH	GW
92-93	80	22	35	57	66	3	8	0	1
93-94	4	1	1	2	0	-3	1	0	0
TOTAL	84	23	36	59	66	E	9	0	1
NHL TOTAL	506	154	188	342	459	-33	56	1	16

## STEVE EMINGER

D

#44, 8

Capitals' 1st choice (12th overall) in 2002 Entry Draft. Traded to Philadelphia with Washington's 3rd choice (Jacob Desserres) in the 2008 Entry Draft for Philadelphia's 1st choice (John Carlson) in the 2008 Entry Draft, June 20, 2008.

YEAR	GP	G	A	PTS	PIM	+/-	PP	SH	GW
02-03	17	0	2	2	24	-3	0	0	0
03-04	41	0	4	4	45	-11	0	0	0
05-06	66	5	13	18	81	-12	1	0	0
06-07	68	1	16	17	63	-14	0	0	0
07-08	20	0	2	2	8	-4	0	0	0
TOTAL	212	6	37	43	221	-44	1	0	0
NHL TOTAL	411	17	74	91	323	-51	3	0	3

## BRIAN ENGBLOM

D

#9

Acquired from Montreal with Doug Jarvis, Rod Langway and Craig Laughlin for Rick Green and Ryan Walter, Sept. 10, 1982. Traded to Los Angeles with Ken Houston for Larry Murphy, Oct. 18, 1983.

YEAR	GP	G	A	PTS	PIM	+/-	PP	SH	GW
82-83	73	5	22	27	59	-4	4	0	0
83-84	6	0	1	1	8	-4	0	0	0
TOTAL	79	5	23	28	67	-8	4	0	0
NHL TOTAL	659	29	177	206	599	157	11	0	0

## BRYAN ERICKSON

F

#24

Signed as a free agent from Minnesota (WCHA), April 5, 1983. Traded to Los Angeles for Bruce Shoenbottom, Oct. 31, 1985.

YEAR	GP	G	A	PTS	PIM	+/-	PP	SH	GW
83-84	45	12	17	29	16	10	4	0	2
84-85	57	15	13	28	23	11	1	0	1
TOTAL	102	27	30	57	39	21	5	0	3
NHL TOTAL	351	80	125	205	141	3	21	2	13

## JOHN ERSKINE

D

#4

Signed as a free agent, Sept. 14, 2006.

YEAR	GP	G	A	PTS	PIM	+/-	PP	SH	GW
06-07	29	1	6	7	69	-13	0	0	0
07-08	51	2	7	9	96	1	0	0	1
08-09	52	0	4	4	63	1	0	0	0
09-10	50	1	5	6	66	16	0	0	0
10-11	73	4	7	11	94	1	0	0	1
TOTAL	255	8	29	37	388	6	0	0	2
NHL TOTAL	396	11	31	42	724	-25	0	0	2

## DARYL EVANS

F

#21, 24

Acquired from Los Angeles for Glen Currie, Sept. 9, 1985. Became a free agent, July 3, 1986.

YEAR	GP	G	A	PTS	PIM	+/-	PP	SH	GW
85-86	6	0	1	1	0	-1	0	0	0
NHL TOTAL	113	22	30	52	25	-16	2	1	0

## DEAN EVASON

F

#29, 28

Capitals' 3rd choice (89th overall) in the 1982 Entry Draft. Traded to Hartford with Peter Sidorkiewicz for David Jensen, March 12, 1985.

YEAR	GP	G	A	PTS	PIM	+/-	PP	SH	GW
83-84	2	0	0	0	2	E	0	0	0
84-85	15	3	4	7	2	9	0	0	1
TOTAL	17	3	4	7	4	9	0	0	1
NHL TOTAL	803	139	233	372	1002	-86	30	8	15

## BRIAN FAHEY

D

#44

Signed as a free agent, July 7, 2010.

YEAR	GP	G	A	PTS	PIM	+/-	PP	SH	GW
10-11	7	0	1	1	2	-1	0	0	0
NHL TOTAL	7	0	1	1	2	-1	0	0	0

## MIKE FARRELL

F

#47, 41

Capitals' 9th choice (220th overall) in the 1998 NHL Entry Draft. Traded to Nashville for Alexander Riazantsev, July 14, 2003.

YEAR	GP	G	A	PTS	PIM	+/-	PP	SH	GW
01-02	8	0	0	0	0	-1	0	0	0
02-03	4	0	0	0	2	1	0	0	0
TOTAL	12	0	0	0	2	E	0	0	0
NHL TOTAL	13	0	0	0	2	E	0	0	0



# All-Time Player Register

## RICO FATA

F

#20, 22

Claimed off waivers from Atlanta, March 9, 2005. Waived, Oct. 31, 2006.

YEAR	GP	G	A	PTS	PIM	+/-	PP	SH	GW
05-06	21	3	3	6	8	3	1	0	0
06-07	10	1	1	2	2	3	0	0	0
TOTAL	31	4	4	8	10	6	1	0	0
NHL TOTAL	230	27	36	63	104	-60	7	2	1

## SERGEI FEDOROV

F/D

#91

Acquired from Columbus for Theo Ruth, Feb. 26, 2008. Became a free agent, July 1, 2009.

YEAR	GP	G	A	PTS	PIM	+/-	PP	SH	GW
07-08	18	2	11	13	8	-2	1	0	1
08-09	52	11	22	33	50	4	2	0	2
TOTAL	70	13	33	46	58	2	3	0	3
NHL TOTAL	1248	483	696	1179	839	261	144	36	93

## ERIC FEHR

F

#50, 14, 16

Capitals' 1st choice (18th overall) in the 2003 Entry Draft. Traded to Winnipeg in exchange for Darnick Paquette and a fourth-round pick in the 2012 NHL Entry Draft on July 8, 2011.

YEAR	GP	G	A	PTS	PIM	+/-	PP	SH	GW
05-06	11	0	0	0	2	E	0	0	0
06-07	14	2	1	3	8	3	0	0	1
07-08	23	1	5	6	6	4	0	0	0
08-09	61	12	13	25	22	8	1	0	2
09-10	69	21	18	39	24	18	3	0	3
10-11	52	10	10	20	16	E	3	0	1
NHL TOTAL	230	46	47	93	78	33	7	0	7

## CHRIS FELIX

D

#6, 28

Signed as a free agent, March 1, 1987. Signed to play in Austria, May 1991.

YEAR	GP	G	A	PTS	PIM	+/-	PP	SH	GW
88-89	21	0	8	8	8	7	0	0	0
89-90	6	1	0	1	2	-6	1	0	0
90-91	8	0	4	4	0	E	0	0	0
TOTAL	35	1	12	13	10	1	1	0	0
NHL TOTAL	35	1	12	13	10	1	1	0	0

## MARK FERNER

D

#40, 29, 36

Acquired from Buffalo for Scott McCrory, June 1, 1989. Traded to Toronto for the Maple Leafs' 12th-round pick in the 1992 Entry Draft, Feb. 27, 1992.

YEAR	GP	G	A	PTS	PIM	+/-	PP	SH	GW
89-90	2	0	0	0	0	-1	0	0	0
90-91	7	0	1	1	4	-2	0	0	0
TOTAL	9	0	1	1	4	-3	0	0	0
NHL TOTAL	91	3	10	13	51	-23	0	0	0

## CHRIS FERRARO

F

#27

Acquired from New Jersey for future considerations Aug. 22, 2001. Became a free agent July 1, 2003.

YEAR	GP	G	A	PTS	PIM	+/-	PP	SH	GW
01-02	1	0	1	1	0	0	0	0	0
NHL TOTAL	74	7	9	16	57	-2	1	0	0

## PETER FERRARO

F

#28

Signed as a free agent, Aug. 1, 2001. Became a free agent July 1, 2003.

YEAR	GP	G	A	PTS	PIM	+/-	PP	SH	GW
01-02	4	0	1	1	0	-1	0	0	0
NHL TOTAL	92	9	15	24	58	-1	1	0	1

## TOMAS FLEISCHMANN

F

#43, 14

Acquired from Detroit with Detroit's 1st choice in the 2004 Entry Draft (Mike Green) and their 4th choice in the 2006 Entry Draft (Luke Lynes) for Robert Lang, Feb. 27, 2004. Traded Nov. 30, 2010, to Colorado for Scott Hannan.

YEAR	GP	G	A	PTS	PIM	+/-	PP	SH	GW
05-06	14	0	2	2	0	-7	0	0	0
06-07	29	4	4	8	8	-6	1	0	1
07-08	75	10	20	30	18	-7	1	0	1
08-09	73	19	18	37	20	-3	7	0	4
09-10	69	23	28	51	28	9	7	0	4
10-11	23	4	6	10	10	3	0	0	1
TOTAL	283	60	78	138	84	-11	16	0	11
NHL TOTAL	305	68	91	159	92	-12	19	0	12

## COLIN FORBES

F

#36

Signed as a free agent, Jan. 8, 2002. Became a free agent, July 1, 2004. Acquired from Carolina for Stephen Peat, Dec. 28, 2005. Became a free agent July 1, 2006.

YEAR	GP	G	A	PTS	PIM	+/-	PP	SH	GW
01-02	38	5	3	8	15	-2	0	1	1
02-03	5	0	0	0	0	-2	0	0	0
03-04	2	0	0	0	0	E	0	0	0
05-06	9	0	0	0	2	-2	0	0	0
TOTAL	54	5	3	8	17	-6	0	1	1
NHL TOTAL	311	33	28	61	213	-20	2	2	7

## DAVE FORBES

F

#21, 8

Claimed from Boston in the waiver draft, Sept. 11, 1977. Released and signed by Cincinnati (WHA), Oct. 25, 1978.

YEAR	GP	G	A	PTS	PIM	+/-	PP	SH	GW
77-78	77	11	11	22	119	-34	0	0	0
78-79	2	0	1	1	2	E	0	0	0
TOTAL	79	11	12	23	121	-34	0	0	0
NHL TOTAL	363	64	64	128	341	25	0	6	5

## ALEX FORSYTH

F

#24

Capitals' 1st choice (18th overall) in the 1975 Amateur Draft. Became free agent, June 1, 1978.

YEAR	GP	G	A	PTS	PIM	+/-	PP	SH	GW
76-77	1	0	0	0	0	E	0	0	0
NHL TOTAL	1	0	0	0	0	E	0	0	0

## JEAN-FRANCOIS FORTIN

D

#58, 36

Capitals' 2nd choice (90th overall) in 2001 Entry Draft. Became a free agent, July 1, 2006.

YEAR	GP	G	A	PTS	PIM	+/-	PP	SH	GW
01-02	36	1	3	4	20	-1	0	0	0
02-03	33	0	1	1	22	-3	0	0	0
03-04	2	0	0	0	0	E	0	0	0
NHL TOTAL	71	1	4	5	42	-4	0	0	0

## LOU FRANCESCHETTI

F

#18, 32, 25

Capitals' 8th choice (71st overall) in the 1978 Amateur Draft. Traded June 10, 1989, to Toronto for Toronto's 5th choice (Mark Oimmet) in 1990 Entry Draft.

YEAR	GP	G	A	PTS	PIM	+/-	PP	SH	GW
81-82	30	2	10	12	23	-4	0	0	1
83-84	2	0	0	0	0	-2	0	0	0
84-85	22	4	7	11	45	1	0	0	1
85-86	76	7	14	21	131	-4	0	0	2
86-87	75	12	9	21	127	-9	0	0	1
87-88	59	4	8	12	113	2	1	0	1
88-89	63	7	10	17	123	-4	0	0	0
TOTAL	327	36	58	94	562	-20	1	0	6
NHL TOTAL	459	59	81	140	747	-32	1	2	11

## JEFF FRIESEN

F

#12, 41

Acquired from New Jersey for Washington's 3rd choice in the 2006 Entry Draft (Kirill Tulupov), Sept. 26, 2005. Traded to Anaheim for Anaheim's 2nd choice in the 2006 Entry Draft (Keith Seabrook), March 9, 2006.

YEAR	GP	G	A	PTS	PIM	+/-	PP	SH	GW
05-06	33	3	4	7	24	-11	0	0	0
NHL TOTAL	893	218	298	516	488	-8	54	15	34

## LARRY FULLAN

F

#24

Acquired in the 1974 Expansion Draft (23rd pick) from Montreal. Contract expired April 1976.

YEAR	GP	G	A	PTS	PIM	+/-	PP	SH	GW
74-75	4	1	0	1	0	-2	1	0	0
NHL TOTAL	4	1	0	1	0	-2	1	0	0

## OWEN FUSSEY

F

#63

Capitals' 2nd choice (90th overall) in the 2001 Entry Draft. Became a free agent July 1, 2006.

YEAR	GP	G	A	PTS	PIM	+/-	PP	SH	GW
03-04	4	0	1	1	0	-1	0	0	0
NHL TOTAL	4	0	1	1	0	-1	0	0	0

## GARRY GALLEY

D

#2, 12

Acquired from Los Angeles for Al Jensen, Feb. 14, 1987. Became a free agent, July 1, 1988.

YEAR	GP	G	A	PTS	PIM	+/-	PP	SH	GW
86-87	18	1	10	11	10	3	1	0	0
87-88	58	7	23	30	44	11	3	0	0
TOTAL	76	8	33	41	54	14	4	0	0
NHL TOTAL	1149	125	475	600	1218	2	50	6	12



# All-Time Player Register

## PAUL GARDNER

F

#30

Signed as free agent from Pittsburgh, July 17, 1984. Retired following 1984-85 season.

YEAR	GP	G	A	PTS	PIM	+/-	PP	SH	GW
84-85	12	2	4	6	6	-1	2	0	0
NHL TOTAL	447	201	201	402	207	-121	105	0	9

## MIKE GARTNER

F

#11

Capitals' 1st choice (4th overall) in 1979 Entry Draft. Traded to Minnesota with Larry Murphy for Dino Ciccarelli and Bob Rouse, March 7, 1989.

YEAR	GP	G	A	PTS	PIM	+/-	PP	SH	GW
79-80	77	36	32	68	66	15	4	0	3
80-81	80	48	46	94	100	-5	13	0	3
81-82	80	35	45	80	121	-11	5	2	5
82-83	73	38	38	76	54	-2	10	1	3
83-84	80	40	45	85	90	22	8	0	7
84-85	80	50	52	102	71	17	17	0	11
85-86	74	35	40	75	63	-5	11	2	4
86-87	78	41	32	73	61	1	5	6	10
87-88	80	48	33	81	73	20	19	0	7
88-89	56	26	29	55	71	8	6	0	1
TOTAL	758	397	392	789	770	60	98	11	54
NHL TOTAL	1432	708	627	1335	1159	67	217	23	90

## MARTIN GENDRON

F

#34

Capitals' 4th choice (71st overall) in the 1992 Entry Draft. As a free agent, had rights traded along with Washington's 6th choice in 1998 Entry Draft (Jonathan Pelletier) to Chicago for Chicago's 5th choice in the 1998 Entry Draft (Erik Wendell), Oct. 10, 1997.

YEAR	GP	G	A	PTS	PIM	+/-	PP	SH	GW
94-95	8	2	1	3	2	3	0	0	0
95-96	20	2	1	3	8	-5	0	0	0
TOTAL	28	4	2	6	10	-2	0	0	0
NHL TOTAL	30	4	2	6	10	-3	0	0	0

## DOUG GIBSON

F

#29

Purchased on waivers from Boston, May 31, 1977. Released after 1979-80 season.

YEAR	GP	G	A	PTS	PIM	+/-	PP	SH	GW
77-78	11	2	1	3	0	-3	0	0	0
NHL TOTAL	63	9	19	28	0	4	1	0	1

## STAN GILBERTSON

F

#15

Acquired from St. Louis with Ace Bailey for Denis Dupere, Feb. 10, 1975. Traded to Pittsburgh for Harvey Bennett, Dec. 16, 1975.

YEAR	GP	G	A	PTS	PIM	+/-	PP	SH	GW
74-75	25	11	7	18	12	-37	2	0	1
75-76	31	13	14	27	6	-25	5	0	0
TOTAL	56	24	21	45	18	-62	7	0	1
NHL TOTAL	428	85	89	174	148	-168	21	0	6

## BOB GIRARD

F

#10, 26

Acquired from Cleveland with Cleveland's 2nd choice in the 1978 Entry Draft (Paul MacKinnon) for Walt McKechnie, Dec. 8, 1977. Became a free agent, June 1, 1980.

YEAR	GP	G	A	PTS	PIM	+/-	PP	SH	GW
77-78	52	9	14	23	6	-3	1	0	2
78-79	79	9	15	24	36	-15	0	0	0
79-80	1	0	0	0	0	E	0	0	0
TOTAL	132	18	29	47	42	-18	1	0	2
NHL TOTAL	305	45	69	114	140	-53	5	1	4

## ALEXANDRE GIROUX

F

#39, 33

Signed as a free agent, July 14, 2006. Became a free agent, July 1, 2007. Acquired from Atlanta for Joe Moutzko, Feb. 26, 2008. Became a free agent, July 1, 2010.

YEAR	GP	G	A	PTS	PIM	+/-	PP	SH	GW
06-07	9	2	2	4	2	-4	0	0	0
08-09	12	1	1	2	10	4	0	0	1
09-10	9	1	2	3	4	3	0	0	0
TOTAL	30	4	5	9	16	3	0	0	1
NHL TOTAL	39	5	6	11	18	E	0	0	1

## EDDY GODIN

F

#18

Capitals' 3rd choice (39th overall) in 1977 Amateur Draft. Became a free agent, June 1, 1982.

YEAR	GP	G	A	PTS	PIM	+/-	PP	SH	GW
77-78	18	3	3	6	6	-14	0	0	0
78-79	9	0	3	3	6	-2	0	0	0
TOTAL	27	3	6	9	12	-16	0	0	0
NHL TOTAL	27	3	6	9	12	-16	0	0	0

## SERGEI GONCHAR

D

#55

Capitals' 1st choice (14th overall) in the 1992 Entry Draft. Traded to Boston for Shaone Morrisson and Boston's 1st (Jeff Schultz) and 2nd (Michail Yunkov) choices in the 2004 Entry Draft, March 3, 2004.

YEAR	GP	G	A	PTS	PIM	+/-	PP	SH	GW
94-95	31	2	5	7	22	4	0	0	0
95-96	78	15	26	41	60	25	4	0	4
96-97	57	13	17	30	36	-11	3	0	3
97-98	72	5	16	21	66	2	2	0	0
98-99	53	21	10	31	57	1	13	1	3
99-00	73	18	36	54	52	26	5	0	3
00-01	76	19	38	57	70	12	8	0	2
01-02	76	26	33	59	58	-1	7	0	2
02-03	82	18	49	67	52	13	7	0	2
03-04	56	7	42	49	44	-20	4	0	0
TOTAL	654	144	272	416	517	51	53	1	19
NHL TOTAL	1058	209	502	711	862	39	97	2	30

## ANDREW GORDON

F

#63

Capitals' 11th choice (197th overall) in the 2004 Entry Draft. Became a free agent, July 1, 2011.

YEAR	GP	G	A	PTS	PIM	+/-	PP	SH	GW
08-09	1	0	0	0	0	E	0	0	0
09-10	2	0	0	0	0	-2	0	0	0
10-11	9	1	1	2	0	-2	0	0	0
NHL TOTAL	12	1	1	2	0	-4	0	0	0

## BOYD GORDON

F

#15

Capitals' 3rd choice (17th overall) in the 2002 Entry Draft. Became a free agent, July 1, 2011.

YEAR	GP	G	A	PTS	PIM	+/-	PP	SH	GW
03-04	41	1	5	6	8	-9	0	0	0
05-06	25	0	1	1	4	-4	0	0	0
06-07	71	7	22	29	14	10	0	2	0
07-08	67	7	9	16	12	5	0	1	0
08-09	63	5	9	14	16	-4	0	1	2
09-10	36	4	6	10	12	4	0	0	0
10-11	60	3	6	9	16	-5	0	1	1
NHL TOTAL	363	27	58	85	82	-3	0	5	3

## BOBBY GOULD

F

#23

Acquired Nov. 24, 1981, from Calgary with Randy Holt for Pat Ribble and Washington's 2nd choice (Todd Francis) in 1983 Entry Draft. Traded to Boston for future considerations (Alain Cote), Sept. 28, 1989.

YEAR	GP	G	A	PTS	PIM	+/-	PP	SH	GW
81-82	60	18	13	31	69	-3	1	0	1
82-83	80	22	18	40	43	16	0	0	6
83-84	78	21	19	40	74	-2	4	0	4
84-85	78	14	19	33	69	10	0	1	3
85-86	79	19	19	38	26	7	0	3	5
86-87	78	23	27	50	74	18	1	1	2
87-88	72	12	14	26	56	-1	0	0	2
88-89	75	5	13	18	65	-2	0	1	0
TOTAL	600	134	142	276	476	43	6	6	23
NHL TOTAL	697	145	159	304	572	37	6	6	26

## JEAN-LUC GRAND-PIERRE

F

#34

Claimed off waivers from Atlanta, March 9, 2004. Became a free agent, July 1, 2004.

YEAR	GP	G	A	PTS	PIM	+/-	PP	SH	GW
03-04	13	1	0	1	14	-2	0	0	0
NHL TOTAL	269	7	13	20	311	-53	0	1	0

## BENOIT GRATTON

F

#48

Capitals' 6th choice (105th overall) in the 1995 Entry Draft. Traded to Calgary for Steve Shirreffs, Aug. 18, 1999.

YEAR	GP	G	A	PTS	PIM	+/-	PP	SH	GW
97-98	6	0	1	1	6	1	0	0	0
98-99	16	4	3	7	16	-1	0	0	0
TOTAL	22	4	4	8	22	E	0	0	0
NHL TOTAL	58	6	10	16	58	E	0	0	0

## JOSH GREEN

F

#8

Claimed off waivers from NY Rangers Jan. 15, 2003. Became a free agent July 1, 2003.

YEAR	GP	G	A	PTS	PIM	+/-	PP	SH	GW
02-03	21	1	2	3	7	1	0	0	0
NHL TOTAL	334	35	39	74	199	-10	4	0	7



# All-Time Player Register

## MIKE GREEN

**D**

**#52**

Capitals' 3rd choice (29th overall) in the 2004 Entry Draft.

YEAR	GP	G	A	PTS	PIM	+/-	PP	SH	GW
05-06	22	1	2	3	18	-8	0	0	0
06-07	70	2	10	12	36	-10	0	0	0
07-08	82	18	38	56	62	6	8	0	4
08-09	68	31	42	73	68	24	18	1	4
09-10	75	19	57	76	54	39	10	0	4
10-11	49	8	16	24	48	6	5	0	1
NHL TOTAL	366	79	165	244	286	57	41	1	13

## RICK GREEN

**D**

**#5**

Capitals' 1st choice (1st overall) in the 1976 Amateur Draft. Traded to Montreal with Ryan Walter for Brian Engblom, Doug Jarvis, Rod Langway and Craig Laughlin, Sept. 10, 1982.

YEAR	GP	G	A	PTS	PIM	+/-	PP	SH	GW
76-77	45	3	12	15	16	-20	1	0	0
77-78	60	5	14	19	67	-35	4	0	1
78-79	71	8	33	41	62	-45	2	1	0
79-80	71	4	20	24	52	-10	0	0	1
80-81	65	8	23	31	91	-15	2	0	1
81-82	65	3	25	28	93	-12	1	0	0
TOTAL	377	31	127	158	381	-137	10	1	3
NHL TOTAL	845	43	220	263	588	-91	13	1	3

## JEFF GREENLAW

**F**

**#24**

Capitals' 1st pick (19th overall) in the 1986 Entry Draft. Became a free agent, July 1, 1993.

YEAR	GP	G	A	PTS	PIM	+/-	PP	SH	GW
86-87	22	0	3	3	44	2	0	0	0
90-91	10	2	0	2	10	1	0	0	1
91-92	5	0	1	1	34	-1	0	0	0
92-93	16	1	1	2	18	-3	0	0	0
TOTAL	53	3	5	8	106	-1	0	0	1
NHL TOTAL	57	3	6	9	108	-2	0	0	1

## MIKE GRIER

**F**

**#25**

Acquired from Edmonton for Washington's 2nd (later traded to NY Islanders-Evgeni Tunik) and Vancouver's 3rd (Zachery Stortini) choices in the 2003 Entry Draft, Oct. 2, 2002. Traded to Buffalo for Jakub Klepis, March 9, 2004.

YEAR	GP	G	A	PTS	PIM	+/-	PP	SH	GW
02-03	82	15	17	32	36	-14	2	2	2
03-04	68	8	12	20	32	-19	1	1	0
TOTAL	150	23	29	52	68	-33	3	3	2
NHL TOTAL	1060	162	221	383	510	-9	16	20	26

## JOHN GRUDEN

**D**

**#17**

Signed as a free agent, July 18, 2003. Became a free agent, July 1, 2004.

YEAR	GP	G	A	PTS	PIM	+/-	PP	SH	GW
03-04	11	1	0	1	6	-1	0	0	1
NHL TOTAL	92	1	8	9	46	-4	0	0	1

## BOB GRYP

**F**

**#12, 19**

Acquired in 1974 Expansion Draft (6th pick) from Boston. Retired, April 1976.

YEAR	GP	G	A	PTS	PIM	+/-	PP	SH	GW
74-75	27	5	8	13	21	-24	0	0	0
75-76	46	6	5	11	12	-18	0	0	0
TOTAL	73	11	13	24	33	-42	0	0	0
NHL TOTAL	74	11	13	24	33	-44	0	0	0

## BENGT GUSTAFSSON

**F**

**#16**

Capitals' 7th choice (55th overall) in 1978 Amateur Draft. Returned to Sweden after 1985-86 season. Re-signed with Capitals in May 1987. Returned to Sweden in May 1989. Rights claimed by Detroit in 1990 Waiver Draft.

YEAR	GP	G	A	PTS	PIM	+/-	PP	SH	GW
79-80	80	22	38	60	17	-17	6	1	3
80-81	72	21	34	55	26	11	4	2	1
81-82	70	26	34	60	40	-20	3	0	2
82-83	67	22	42	64	16	9	2	0	4
83-84	69	32	43	75	16	29	8	0	5
84-85	51	14	29	43	8	13	6	1	3
85-86	70	23	52	75	26	-9	8	4	6
87-88	78	18	36	54	29	2	7	5	3
88-89	72	18	51	69	18	13	5	4	6
TOTAL	629	196	359	555	196	31	49	17	33
NHL TOTAL	629	196	359	555	196	31	49	17	33

## CHRIS HAJT

**D**

**#75**

Signed as a free agent, July 23, 2002. Became a free agent, July 1, 2004.

YEAR	GP	G	A	PTS	PIM	+/-	PP	SH	GW
03-04	5	0	0	0	2	E	0	0	0
NHL TOTAL	6	0	0	0	2	-1	0	0	0

## JEFF HALPERN

**F**

**#11**

Signed as a free agent, March 29, 1999. Became a free agent July 1, 2006.

YEAR	GP	G	A	PTS	PIM	+/-	PP	SH	GW
99-00	79	18	11	29	39	21	4	4	1
00-01	80	21	21	42	60	13	2	1	5
01-02	48	5	14	19	29	-9	0	0	4
02-03	82	13	21	34	88	6	1	2	2
03-04	79	19	27	46	56	-21	7	0	2
05-06	70	11	33	44	79	-8	6	0	1
TOTAL	438	87	127	214	351	2	20	7	15
NHL TOTAL	792	142	200	342	583	-26	28	10	26

## TREVOR HALVERSON

**F**

**#18**

Capitals' 1st choice (21st overall) in 1991 Entry Draft. Became a free agent, July 1, 2000.

YEAR	GP	G	A	PTS	PIM	+/-	PP	SH	GW
98-99	17	0	4	4	28	-5	0	0	0
NHL TOTAL	17	0	4	4	28	-5	0	0	0

## AL HANGSLEBEN

**F**

**#12**

Acquired from Hartford for Tom Rowe, Jan. 17, 1980. Released Dec. 10, 1981.

YEAR	GP	G	A	PTS	PIM	+/-	PP	SH	GW
79-80	37	10	7	17	45	1	2	0	1
80-81	76	5	19	24	198	-7	0	0	0
81-82	17	1	1	2	19	-3	0	0	0
TOTAL	130	16	27	43	262	-9	2	0	1
NHL TOTAL	185	21	48	69	396	3	2	0	2

## SCOTT HANNAN

**D**

**#23**

Acquired, Nov. 30, 2010, from Colorado for Tomas Fleischmann. Became a free agent, July 1, 2011.

YEAR	GP	G	A	PTS	PIM	+/-	PP	SH	GW
10-11	55	1	4	5	28	3	0	0	0
NHL TOTAL	830	31	154	185	484	25	3	1	4

## DAVID HARLOCK

**D**

**#43**

Signed as a free agent, Aug. 31, 1997. Became a free agent, July 1, 1998.

YEAR	GP	G	A	PTS	PIM	+/-	PP	SH	GW
97-98	6	0	0	0	4	2	0	0	0
NHL TOTAL	212	2	14	16	188	-55	0	0	0

## KEVIN HATCHER

**D**

**#4, 29**

Capitals' 1st choice (17th overall) in the 1984 Entry Draft. Traded to Dallas for Mark Tinordi and the rights to Rick Mrozik, Jan. 18, 1995.

YEAR	GP	G	A	PTS	PIM	+/-	PP	SH	GW
84-85	2	1	0	1	0	1	0	1	0
85-86	79	9	10	19	119	6	1	0	1
86-87	78	8	16	24	144	-29	1	0	2
87-88	71	14	27	41	137	1	5	0	3
88-89	62	13	27	40	101	19	3	0	2
89-90	80	13	41	54	102	4	4	0	2
90-91	79	24	50	74	69	-10	9	2	3
91-92	79	17	37	54	105	18	8	1	2
92-93	83	34	45	79	114	-7	13	1	6
93-94	72	16	24	40	108	-13	6	0	3
TOTAL	685	149	277	426	999	-10	50	5	24
NHL TOTAL	1157	227	450	677	1392	-27	91	8	37

## ALAN HAWORTH

**F**

**#15**

Acquired from Buffalo with Sabres' 3rd-round pick in the 1982 Entry Draft (Milan Novy) for Capitals' 2nd (Mike Anderson) and 4th (Timo Jutila) choices in the 1982 Entry Draft, June 9, 1982. Traded to Quebec with Gaetan Duchesne and Capitals' 1st choice (Joe Sakic) in the 1987 Entry Draft for Dale Hunter and Clint Malarchuk, June 13, 1987.

YEAR	GP	G	A	PTS	PIM	+/-	PP	SH	GW
82-83	74	23	27	50	34	-5	5	0	2
83-84	75	24	31	55	52	14	7	0	5
84-85	76	23	26	49	48	19	4	0	2
85-86	71	34	39	73	72	36	7	0	5
86-87	50	25	16	41	43	3	9	0	2
TOTAL	346	129	139	268	249	67	32	0	16
NHL TOTAL	524	189	211	400	425	62	45	0	20





# All-Time Player Register

## DWAYNE HAY

F

#42

Capitals' 3rd choice (43rd overall) in the 1995 Amateur Draft. Traded to Florida in exchange for Esa Tikkanen and future considerations, March 9, 1998.

YEAR	GP	G	A	PTS	PIM	+/-	PP	SH	GW
97-98	2	0	0	0	2	E	0	0	0
NHL TOTAL	79	2	4	6	22	-7	0	0	0

## TIMO HELBLING

D

#51

Signed as a free agent, Aug. 9, 2006. Traded to Buffalo with Dainius Zubrus for Jiri Novotny and Buffalo's 1st choice (later traded to San Jose-Nick Petrecki), Feb. 27, 2007.

YEAR	GP	G	A	PTS	PIM	+/-	PP	SH	GW
06-07	2	0	0	0	2	-1	0	0	0
NHL TOTAL	11	0	1	1	8	-4	0	0	0

## BRYAN HELMER

D

#43

Signed as a free agent, Nov. 28, 2008. Became a free agent, July 1, 2009.

YEAR	GP	G	A	PTS	PIM	+/-	PP	SH	GW
08-09	12	0	3	3	2	-1	0	0	0
NHL TOTAL	146	8	18	26	135	7	3	0	2

## ARCHIE HENDERSON

F

#31

Capitals' 10th choice (165th overall) in the 1977 Amateur Draft. Became a free agent after 1980-81 season.

YEAR	GP	G	A	PTS	PIM	+/-	PP	SH	GW
80-81	7	1	0	1	28	-1	0	0	0
NHL TOTAL	23	3	1	4	92	-3	0	0	0

## MATT HENDRICKS

F

#26

Signed as a free agent, Sept. 27, 2010.

YEAR	GP	G	A	PTS	PIM	+/-	PP	SH	GW
10-11	77	9	16	25	110	-2	1	0	3
NHL TOTAL	137	18	23	41	197	E	1	1	4

## ALEX HENRY

F

#45

Claimed off waivers from Edmonton, Oct. 24, 2002. Claimed off waivers by Minnesota, Oct. 9, 2003.

YEAR	GP	G	A	PTS	PIM	+/-	PP	SH	GW
02-03	38	0	0	0	80	-4	0	0	0
NHL TOTAL	177	2	9	11	269	-7	0	0	0

## MATT HERR

F

#26

Capitals' 4th choice (93rd overall) in the 1994 Entry Draft. Traded to Philadelphia for Dean Melanson, March 13, 2001.

YEAR	GP	G	A	PTS	PIM	+/-	PP	SH	GW
98-99	30	2	2	4	8	-7	1	0	0
00-01	22	2	3	5	17	3	0	0	1
TOTAL	52	4	5	9	25	-4	1	0	1
NHL TOTAL	58	4	5	9	25	-6	1	0	1

## JAMIE HEWARD

D

#6

Signed as a free agent, Aug. 12, 2005. Traded to Los Angeles for future considerations, Feb. 27, 2007.

YEAR	GP	G	A	PTS	PIM	+/-	PP	SH	GW
05-06	71	7	21	28	54	-5	4	0	2
06-07	52	4	12	16	27	4	2	0	1
TOTAL	123	11	33	44	81	-1	6	0	3
NHL TOTAL	394	38	86	124	221	-50	22	0	6

## DENNIS HEXTALL

F

#12, 22

Signed as free agent Feb. 9, 1979. Became a free agent, June 1, 1980.

YEAR	GP	G	A	PTS	PIM	+/-	PP	SH	GW
78-79	26	2	9	11	43	-13	0	0	0
79-80	15	1	1	2	49	-5	0	0	0
TOTAL	41	3	10	13	92	-18	0	0	0
NHL TOTAL	681	153	350	503	1398	-134	26	3	18

## DOUG HICKS

D

#2

Acquired from Edmonton for Todd Bidner, March 9, 1982. Retired following 1982-83 season.

YEAR	GP	G	A	PTS	PIM	+/-	PP	SH	GW
81-82	12	0	1	1	11	-7	0	0	0
82-83	6	0	0	0	7	-3	0	0	0
TOTAL	18	0	1	1	18	-10	0	0	0
NHL TOTAL	561	37	131	168	442	-73	12	4	2

## ANDRE HIDI

F

#21

Signed as a free agent from the University of Toronto (QUAA), March 19, 1984. Retired after the 1984-85 season.

YEAR	GP	G	A	PTS	PIM	+/-	PP	SH	GW
83-84	1	0	0	0	0	E	0	0	0
84-85	6	2	1	3	9	2	1	0	0
TOTAL	7	2	1	3	9	2	1	0	0
NHL TOTAL	7	2	1	3	9	2	1	0	0

## BENOIT HOGUE

F

#33

Claimed off waivers from Boston March 19, 2002. Became a free agent July 1, 2002.

YEAR	GP	G	A	PTS	PIM	+/-	PP	SH	GW
01-02	9	0	1	1	4	2	0	0	0
NHL TOTAL	863	222	321	546	877	34	42	10	34

## RANDY HOLT

D

#4

Acquired from Calgary with Bob Gould for Pat Ribble and future considerations, Nov. 24, 1981. Became a free agent, June 1, 1983.

YEAR	GP	G	A	PTS	PIM	+/-	PP	SH	GW
81-82	53	2	6	8	250	-7	0	0	0
82-83	70	0	8	8	275	-7	0	0	0
TOTAL	123	2	14	16	525	-14	0	0	0
NHL TOTAL	395	4	37	41	1438	-76	0	0	0

## BILL HOULDER

D

#34, 2

Capitals' 4th choice (82nd overall) in the 1985 Entry Draft. Traded to Buffalo for Shawn Anderson, Sept. 30, 1990.

YEAR	GP	G	A	PTS	PIM	+/-	PP	SH	GW
87-88	30	1	2	3	10	-2	0	0	0
88-89	8	0	3	3	4	7	0	0	0
89-90	41	1	11	12	28	8	0	0	0
TOTAL	79	2	16	18	42	13	0	0	0
NHL TOTAL	846	59	191	250	412	31	20	1	15

## PHIL HOUSLEY

D

#96

Signed as a free agent on July 22, 1996. Claimed off waivers by Calgary, July 21, 1998.

YEAR	GP	G	A	PTS	PIM	+/-	PP	SH	GW
96-97	77	11	29	40	24	-10	3	1	2
97-98	64	6	25	31	24	-10	4	1	0
TOTAL	141	17	54	71	48	-20	7	2	2
NHL TOTAL	1495	338	894	1232	822	-53	129	7	48

## KEN HOUSTON

F

#19

Acquired from Calgary with Pat Riffin for Howard Walker, George White and future considerations, June 9, 1982. Traded to Los Angeles with Brian Engblom for Larry Murphy, Oct. 18, 1983.

YEAR	GP	G	A	PTS	PIM	+/-	PP	SH	GW
82-83	71	25	14	39	93	-8	9	0	0
83-84	4	0	0	0	4	-2	0	0	0
TOTAL	75	25	14	39	97	-10	9	0	0
NHL TOTAL	570	161	167	328	624	-6	28	0	14

## JIM HRYCUIK

F

#25

Acquired in 1974 Inter-League Draft from Hershey (AHL). Contract expired April 1976.

YEAR	GP	G	A	PTS	PIM	+/-	PP	SH	GW
74-75	21	5	5	10	12	-12	1	0	0
NHL TOTAL	21	5	5	10	12	-12	1	0	0

## JAMIE HUNT

F

#29

Signed as a free agent, April 1, 2006. Became a free agent, July 1, 2008.

YEAR	GP	G	A	PTS	PIM	+/-	PP	SH	GW
06-07	1	0	0	0	0	-1	0	0	0
NHL TOTAL	1	0	0	0	0	-1	0	0	0



# All-Time Player Register

## DALE HUNTER

F

#32

Acquired from Quebec with Clint Malarchuk for Gaetan Duchesne, Alan Haworth and Washington's 1st choice in the 1987 Entry Draft (Joe Sakic), June 13, 1987. Traded to Colorado with Washington's 3rd choice in the 2000 Entry Draft (Sergei Kiazmine) in exchange for Vancouver's 2nd choice in the 1999 Entry Draft (Charlie Stephens).

YEAR	GP	G	A	PTS	PIM	+/-	PP	SH	GW
87-88	79	22	37	59	240	7	11	0	1
88-89	80	20	37	57	219	-3	9	0	3
89-90	80	23	39	62	233	17	9	1	6
90-91	76	16	30	46	234	-22	9	0	2
91-92	80	28	50	78	205	-2	13	0	4
92-93	84	29	59	79	198	3	10	0	2
93-94	52	9	29	38	131	-4	1	0	1
94-95	45	8	15	23	101	-4	3	0	1
95-96	82	13	24	37	112	5	4	0	3
96-97	82	14	32	46	125	-2	3	0	5
97-98	82	8	18	26	103	1	0	0	1
98-99	50	0	5	5	102	-7	0	0	0
TOTAL	872	181	375	556	2003	-4	72	1	29
NHL TOTAL	1407	323	697	1020	3565	98	92	10	41

## MARK HUNTER

F

#27

Acquired from Hartford with Yvon Corriveau for Nick Kypreos, July 30, 1992. Became a free agent, July 1, 1993.

YEAR	GP	G	A	PTS	PIM	+/-	PP	SH	GW
92-93	7	0	0	0	14	1	0	0	0
NHL TOTAL	628	213	171	384	1426	-11	71	2	19

## JAMIE HUSCROFT

F

#3

Signed as a free agent on August 9, 1999. Retired, 2001.

YEAR	GP	G	A	PTS	PIM	+/-	PP	SH	GW
99-00	7	0	0	0	11	-5	0	0	0
NHL TOTAL	352	5	33	38	1065	-8	0	0	1

## AL IAFRATE

D

#34

Acquired from Toronto for Bob Rouse and Peter Zeliz, Jan. 15, 1991. Traded to Boston for Joe Juneau, March 21, 1994.

YEAR	GP	G	A	PTS	PIM	+/-	PP	SH	GW
90-91	30	6	8	14	124	-1	0	1	1
91-92	78	17	34	51	180	1	6	0	1
92-93	81	25	41	66	169	15	11	1	4
93-94	67	10	35	45	143	10	4	0	3
TOTAL	256	58	118	176	616	25	21	2	9
NHL TOTAL	799	152	311	463	1301	-64	46	8	22

## JAROMIR JAGR

F

#68

Acquired from Pittsburgh with Frantisek Kucera for Kris Beech, Michal Sivek, Ross Lupaschuk and future considerations, July 11, 2001. Traded to New York Rangers for Anson Carter, Jan. 23, 2004.

YEAR	GP	G	A	PTS	PIM	+/-	PP	SH	GW
01-02	69	31	48	79	30	0	10	0	3
02-03	75	36	41	77	38	5	13	2	9
03-04	46	16	29	45	38	-5	6	0	1
TOTAL	190	83	118	201	106	0	29	2	13
NHL TOTAL	1273	646	953	1599	907	275	181	11	112

## DOUG JARVIS

F

#25

Acquired from Montreal with Brian Engblom, Rod Langway, and Craig Laughlin for Rick Green and Ryan Walter, Sept. 10, 1982. Traded to Hartford for Jorgen Pettersson, Dec. 6, 1985.

YEAR	GP	G	A	PTS	PIM	+/-	PP	SH	GW
82-83	80	8	22	30	10	-12	0	1	0
83-84	80	13	29	42	12	7	0	2	0
84-85	80	9	28	37	32	19	1	1	1
85-86	25	1	2	3	16	-5	0	0	0
TOTAL	265	31	81	112	70	9	1	4	1
NHL TOTAL	964	139	264	403	263	121	4	16	16

## WES JARVIS

F

#23, 17, 15

Capitals' 18th choice (213th overall) in 1978 Amateur Draft. Traded to Minnesota with Rolie Boutin for Robbie Moore and future considerations, Aug. 15, 1982

YEAR	GP	G	A	PTS	PIM	+/-	PP	SH	GW
79-80	63	11	15	26	8	-3	0	0	0
80-81	55	9	14	23	30	-9	0	1	0
81-82	26	1	12	13	18	5	0	0	0
TOTAL	144	21	41	62	56	-7	0	1	0
NHL TOTAL	237	31	55	86	98	-23	1	2	0

## GRANT JENNINGS

D

#33

Signed as a free agent, June 25, 1985. Traded to Hartford with Ed Kastelic for Mike Millar and Neil Sheehy, July 6, 1988.

YEAR	GP	G	A	PTS	PIM	+/-	PP	SH	GW
(Played in 1 playoff game, 1988 vs. NJ)									
NHL TOTAL	389	14	43	57	804	-6	0	3	3

## DAVID A. JENSEN

F

#9

Acquired from Hartford for Dean Evason and Peter Sidorkiewicz, March 12, 1985. Signed as a free agent by Boston, July 1988.

YEAR	GP	G	A	PTS	PIM	+/-	PP	SH	GW
85-86	5	1	0	1	0	1	0	0	0
86-87	46	8	8	16	12	-10	2	0	0
87-88	5	0	1	1	4	E	0	0	0
TOTAL	56	9	9	18	16	-9	2	0	0
NHL TOTAL	69	9	13	22	22	-10	2	0	0

## CALLE JOHANSSON

D

#6

Acquired from Buffalo March 7, 1989, with Buffalo's 2nd choice (Byron Dafeo) in 1989 NHL Entry Draft for Clint Malarchuk, Grant Ledyard and Washington's 6th choice (Brian Holzinger) in 1991 NHL Entry Draft. Retired, Aug. 7, 2003.

YEAR	GP	G	A	PTS	PIM	+/-	PP	SH	GW
88-89	12	1	7	8	4	1	1	0	0
89-90	70	8	31	39	25	7	4	0	2
90-91	80	11	41	52	23	-2	2	1	2
91-92	80	14	42	56	49	2	5	2	2
92-93	77	7	38	45	56	3	6	0	0
93-94	84	9	33	42	59	3	4	0	1
94-95	46	5	26	31	35	-6	4	0	2
95-96	78	10	25	35	50	13	4	0	0
96-97	65	6	11	17	16	-2	2	0	0
97-98	73	15	20	35	30	-11	10	1	1
98-99	67	8	21	29	22	10	2	0	2
99-00	82	7	25	32	24	13	1	0	3
00-01	76	7	29	36	26	11	5	0	0
01-02	11	2	0	2	8	-4	0	0	1
02-03	82	3	12	15	22	9	1	0	0
TOTAL	983	113	361	474	449	47	51	4	16
NHL TOTAL	1109	119	416	535	519	57	53	4	17

## JONAS JOHANSSON

F

#45

Acquired from Colorado with Bates Battaglia for Steve Konowalchuk and the Capitals' 3rd choice in the 2004 Entry Draft (later traded to Carolina-Casey Borer), Oct. 22, 2003. Became a free agent, July 1, 2007.

YEAR	GP	G	A	PTS	PIM	+/-	PP	SH	GW
05-06	1	0	0	0	2	E	0	0	0
NHL TOTAL	1	0	0	0	2	E	0	0	0

## MARCUS JOHANSSON

F

#90

Capitals' 1st choice (24th overall) in the 2009 NHL Entry Draft.

YEAR	GP	G	A	PTS	PIM	+/-	PP	SH	GW
10-11	69	13	14	27	10	2	2	1	2
NHL TOTAL	69	13	14	27	10	2	2	1	2

## CRAIG JOHNSON

F

#27

Claimed off waivers from Toronto, March 5, 2004. Became a free agent, July 1, 2004.

YEAR	GP	G	A	PTS	PIM	+/-	PP	SH	GW
03-04	15	0	6	6	8	-6	0	0	0
NHL TOTAL	557	75	98	173	260	-33	18	1	8

## JIM JOHNSON

D

#2, 4

Acquired from Dallas for Alan May, March 21, 1994. Became a free agent, July 1, 1996.

YEAR	GP	G	A	PTS	PIM	+/-	PP	SH	GW
93-94	8	0	0	0	12	-1	0	0	0
94-95	47	0	13	13	43	6	0	0	0
95-96	66	2	4	6	34	-3	0	0	0
TOTAL	121	2	17	19	89	2	0	0	0
NHL TOTAL	829	29	166	195	1197	16	3	0	2

## JAY JOHNSTON

D

#8, 4, 26

Capitals' 6th choice (45th overall) in the 1978 Amateur Draft. Released, June 1, 1984

YEAR	GP	G	A	PTS	PIM	+/-	PP	SH	GW
80-81	2	0	0	0	9	E	0	0	0
81-82	6	0	0	0	4	-2	0	0	0
TOTAL	8	0	0	0	13	-2	0	0	0
NHL TOTAL	8	0	0	0	13	-2	0	0	0



# All-Time Player Register

## GREG JOLY

D

#3

Capitals' 1st choice (1st overall) in the 1974 Amateur Draft. Traded to Detroit for Bryan Watson, Nov. 30, 1976.

YEAR	GP	G	A	PTS	PIM	+/-	PP	SH	GW
74-75	44	1	7	8	44	-68	1	0	0
75-76	54	8	17	25	28	-46	3	1	1
TOTAL	98	9	24	33	72	-114	4	1	1
NHL TOTAL	365	21	76	97	250	-163	7	2	3

## KEITH JONES

F

#26, 9

Capitals' 7th choice (141st overall) in the 1988 Entry Draft. Traded with Washington's 1st (Scott Parker) and 4th (later traded back to Washington-Krys Barch) choices in the 1998 Entry Draft to Colorado for Chris Simon and Curtis Leschyshyn, Nov. 2, 1996.

YEAR	GP	G	A	PTS	PIM	+/-	PP	SH	GW
92-93	71	12	14	26	124	18	0	0	3
93-94	68	16	19	35	149	4	5	0	1
94-95	40	14	6	20	65	-2	1	0	4
95-96	68	18	23	41	103	8	5	0	2
96-97	11	2	3	5	13	-2	1	0	0
TOTAL	258	62	65	127	454	26	12	0	10
NHL TOTAL	491	117	141	258	765	53	30	1	22

## RON JONES

F

#18, 24

Acquired from Pittsburgh for Pete LaFramboise, Jan. 21, 1975. Became a free agent, June 1, 1976.

YEAR	GP	G	A	PTS	PIM	+/-	PP	SH	GW
74-75	19	1	1	2	16	-14	1	0	0
75-76	2	0	0	0	0	-1	0	0	0
TOTAL	21	1	1	2	16	-15	1	0	0
NHL TOTAL	54	1	4	5	31	-27	1	0	0

## BOB JOYCE

F

#27

Acquired from Boston for Dave Christian, Dec. 13, 1989. Traded to Winnipeg with Tyler Larter and Kent Paynter for Craig Duncanson, Brent Hughes and Simon Wheeldon, May 21, 1991.

YEAR	GP	G	A	PTS	PIM	+/-	PP	SH	GW
89-90	24	5	8	13	4	2	1	0	1
90-91	17	3	3	6	8	3	0	0	1
TOTAL	41	8	11	19	12	5	1	0	2
NHL TOTAL	158	34	49	83	90	9	10	0	5

## JOE JUNEAU

F

#90

Acquired from Boston for Al Iafate, March 21, 1994. Traded to Buffalo with Washington's 3rd choice in 1999 Entry Draft (Tim Preston) for Alexei Tezikov and future considerations, March 23, 1999.

YEAR	GP	G	A	PTS	PIM	+/-	PP	SH	GW
93-94	11	5	8	13	6	E	2	0	0
94-95	44	5	38	43	8	-1	3	0	0
95-96	80	14	50	64	30	-3	7	2	2
96-97	58	15	27	42	8	-11	9	1	3
97-98	56	9	22	31	26	-8	4	1	1
98-99	63	14	27	41	20	-3	2	1	3
TOTAL	321	63	173	236	100	-26	27	5	9
NHL TOTAL	828	156	416	572	272	-3	52	6	23

## MILAN JURCINA

D

#23

Acquired from Boston for a conditional pick in the 2008 Entry Draft, Feb. 1, 2007. Traded to Columbus with Chris Clark for Jason Chimera, Dec. 28, 2009. Acquired from Columbus for a conditional draft choice, March 3, 2010.

YEAR	GP	G	A	PTS	PIM	+/-	PP	SH	GW
06-07	30	2	7	9	24	5	0	0	0
07-08	75	1	8	9	30	4	1	0	0
08-09	79	3	11	14	68	1	0	0	1
09-10	27	0	4	4	14	E	0	0	0
TOTAL	211	6	30	36	136	10	1	0	1
NHL TOTAL	365	19	51	70	250	6	4	1	3

## KEVIN KAMINSKI

F

#23

Acquired from Quebec for the rights to Mark Matier, June 15, 1993. Became a free agent, July 1, 1998.

YEAR	GP	G	A	PTS	PIM	+/-	PP	SH	GW
93-94	13	0	5	5	87	2	0	0	0
94-95	27	1	1	2	102	-6	0	0	1
95-96	54	1	2	3	164	-1	0	0	0
96-97	38	1	2	3	130	E	0	0	0
TOTAL	132	3	10	13	483	-5	0	0	1
NHL TOTAL	139	3	10	13	528	-8	0	0	1

## BOYD KANE

F

#22

Signed as a free agent, Aug. 12, 2005. Became a free agent, July 1, 2006. Signed as a free agent, July 11, 2009.

YEAR	GP	G	A	PTS	PIM	+/-	PP	SH	GW
05-06	5	0	1	1	2	1	0	0	0
09-10	3	0	0	0	2	-1	0	0	0
TOTAL	8	0	1	1	4	E	0	0	0
NHL TOTAL	31	0	3	3	39	-8	0	0	0

## ED KASTELIC

F

#29

Capitals' 4th choice (110th overall) in the 1982 Entry Draft. Traded to Hartford with Grant Jennings for Mike Millar and Neil Sheehy, July 6, 1988.

YEAR	GP	G	A	PTS	PIM	+/-	PP	SH	GW
85-86	15	0	0	0	73	E	0	0	0
86-87	23	1	1	2	83	-3	1	0	0
87-88	35	1	0	1	78	-3	0	0	0
TOTAL	73	2	1	3	234	-6	1	0	0
NHL TOTAL	220	11	10	21	719	-20	1	0	0

## MIKE KASZYCKI

F

#20

Acquired from New York Islanders for Gord Lane, Dec. 7, 1979. Traded to Toronto for Pat Ribble, Feb. 14, 1980.

YEAR	GP	G	A	PTS	PIM	+/-	PP	SH	GW
79-80	28	7	10	17	10	-5	1	0	0
NHL TOTAL	226	42	80	122	108	18	6	0	6

## BOB KELLY

F

#24

Acquired from Philadelphia for future considerations, Aug. 21, 1980. Contract bought out, Dec. 7, 1981.

YEAR	GP	G	A	PTS	PIM	+/-	PP	SH	GW
80-81	80	26	36	62	157	-13	8	0	4
81-82	16	0	4	4	12	-12	0	0	0
TOTAL	96	26	40	66	169	-25	8	0	4
NHL TOTAL	837	154	208	362	1454	109	14	0	28

## DMITRI KHRISTICH

F

#8

Capitals' 6th choice (120th overall) in the 1988 Entry Draft. Traded to Los Angeles with Byron Dafeo for Kings' 1st (Alexandre Volchikov) and Dallas' 4th (Justin Davis) choices in 1996, July 8, 1995. Acquired from Toronto for Tampa Bay's 3rd choice in the 2001 Entry Draft (Brendan Bell), Dec. 11, 2000. Became a free agent, July 1, 2002.

YEAR	GP	G	A	PTS	PIM	+/-	PP	SH	GW
90-91	40	13	14	27	21	-1	1	0	0
91-92	80	36	37	73	35	24	14	1	7
92-93	64	31	35	66	28	29	9	1	1
93-94	83	29	29	58	73	-2	10	0	4
94-95	48	12	14	26	41	0	8	0	2
00-01	43	10	19	29	8	-8	4	0	4
01-02	61	9	12	21	12	2	3	0	2
TOTAL	419	140	160	300	218	44	49	2	20
NHL TOTAL	811	259	337	596	422	104	95	5	32

## OREST KINDRACHUK

F

#27

Signed as free agent from Pittsburgh, Sept. 1, 1981. Released from contract, Dec. 3, 1981.

YEAR	GP	G	A	PTS	PIM	+/-	PP	SH	GW
81-82	4	1	0	1	2	-4	1	0	0
NHL TOTAL	508	118	261	379	648	122	19	8	15

## D.J. KING

F

#17

Acquired from St. Louis for Stefan Della Rovere, July 28, 2010.

YEAR	GP	G	A	PTS	PIM	+/-	PP	SH	GW
10-11	16	0	2	2	30	-3	0	0	0
NHL TOTAL	117	4	7	11	215	-14	0	0	1

## BRIAN KINSELLA

F

#24, 11

Capitals' 6th choice (91st overall) in the 1974 Amateur Draft. Became a free agent, June 1, 1978.

YEAR	GP	G	A	PTS	PIM	+/-	PP	SH	GW
75-76	4	0	1	1	0	-2	0	0	0
76-77	6	0	0	0	0	-2	0	0	0
TOTAL	10	0	1	1	0	-4	0	0	0
NHL TOTAL	10	0	1	1	0	-4	0	0	0



# All-Time Player Register

## KEN KLEE

**D**

**#2**

Capitals' 11th choice (177th overall) in the 1990 Entry Draft. Became a free agent, July 1, 2003.

YEAR	GP	G	A	PTS	PIM	+/-	PP	SH	GW
94-95	23	3	1	4	41	2	0	0	0
95-96	66	8	3	11	60	-1	0	1	2
96-97	80	3	8	11	115	-5	0	0	2
97-98	51	4	2	6	46	-3	0	0	1
98-99	78	7	13	20	80	-9	0	0	1
99-00	80	7	13	20	79	8	0	0	2
00-01	54	2	4	6	60	-5	0	0	0
01-02	68	8	8	16	38	4	2	0	3
02-03	70	1	16	17	89	22	0	0	0
<b>TOTAL</b>	<b>570</b>	<b>43</b>	<b>68</b>	<b>111</b>	<b>608</b>	<b>13</b>	<b>2</b>	<b>1</b>	<b>11</b>
<b>NHL TOTAL</b>	<b>934</b>	<b>55</b>	<b>140</b>	<b>195</b>	<b>880</b>	<b>30</b>	<b>6</b>	<b>1</b>	<b>13</b>

## SCOTT KLEINENDORST

**D**

**#29**

Acquired from Hartford for Jim Thomson, March 6, 1989. Released following 1989-90 season.

YEAR	GP	G	A	PTS	PIM	+/-	PP	SH	GW
88-89	3	0	1	1	10	E	0	0	0
89-90	15	1	3	4	16	4	0	0	0
<b>TOTAL</b>	<b>18</b>	<b>1</b>	<b>4</b>	<b>5</b>	<b>26</b>	<b>4</b>	<b>0</b>	<b>0</b>	<b>0</b>
<b>NHL TOTAL</b>	<b>281</b>	<b>12</b>	<b>46</b>	<b>58</b>	<b>452</b>	<b>-13</b>	<b>1</b>	<b>0</b>	<b>0</b>

## JAKUB KLEPIS

**F**

**#38**

Acquired from Buffalo for Mike Grier, March 9, 2004.

YEAR	GP	G	A	PTS	PIM	+/-	PP	SH	GW
05-06	25	1	3	4	8	-11	0	0	0
06-07	41	3	7	10	28	-2	0	0	0
<b>NHL TOTAL</b>	<b>66</b>	<b>4</b>	<b>10</b>	<b>14</b>	<b>36</b>	<b>-13</b>	<b>0</b>	<b>0</b>	<b>0</b>

## MIKE KNUBLE

**F**

**#22**

Signed as a free agent, July 1, 2009.

YEAR	GP	G	A	PTS	PIM	+/-	PP	SH	GW
09-10	69	29	24	53	59	23	6	0	5
10-11	79	24	16	40	36	10	7	1	1
<b>TOTAL</b>	<b>148</b>	<b>53</b>	<b>40</b>	<b>93</b>	<b>95</b>	<b>33</b>	<b>13</b>	<b>1</b>	<b>6</b>
<b>NHL TOTAL</b>	<b>968</b>	<b>268</b>	<b>254</b>	<b>522</b>	<b>589</b>	<b>95</b>	<b>80</b>	<b>5</b>	<b>35</b>

## STEVE KONOWALCHUK

**F**

**#22**

Capitals' 5th choice (58th overall) in the 1991 Entry Draft. Traded with Washington's 3rd choice in the 2004 Entry Draft (later traded to Carolina-Casey Borer) to Colorado for Bates Battaglia and Jonas Johansson, Oct. 22, 2003.

YEAR	GP	G	A	PTS	PIM	+/-	PP	SH	GW
91-92	1	0	0	0	0	0	0	0	0
92-93	36	4	7	11	16	4	1	0	1
93-94	62	12	14	26	33	9	0	0	0
94-95	46	11	14	25	44	7	3	3	3
95-96	70	23	22	45	92	13	7	1	3
96-97	78	17	25	42	67	-3	2	1	3
97-98	80	10	24	34	80	19	3	0	1
98-99	45	12	12	24	26	0	4	1	2
99-00	82	16	27	43	80	19	3	0	1
00-01	82	24	23	47	87	8	6	0	5
01-02	28	2	12	14	23	-2	0	0	0
02-03	77	15	15	30	71	3	2	0	3
03-04	6	0	1	1	0	-5	0	0	0
<b>TOTAL</b>	<b>693</b>	<b>146</b>	<b>196</b>	<b>342</b>	<b>619</b>	<b>62</b>	<b>30</b>	<b>6</b>	<b>23</b>
<b>NHL TOTAL</b>	<b>790</b>	<b>171</b>	<b>225</b>	<b>396</b>	<b>703</b>	<b>69</b>	<b>34</b>	<b>8</b>	<b>26</b>

## JOHN KORDIC

**F**

**#25**

Acquired from Toronto with Paul Fenton for future considerations, Jan. 24, 1991. Released from contract, July 1991.

YEAR	GP	G	A	PTS	PIM	+/-	PP	SH	GW
90-91	7	0	0	0	101	1	0	0	0
<b>NHL TOTAL</b>	<b>244</b>	<b>17</b>	<b>18</b>	<b>35</b>	<b>997</b>	<b>-30</b>	<b>3</b>	<b>0</b>	<b>0</b>

## VIKTOR KOZLOV

**F**

**#25**

Signed as a free agent, July 1, 2007. Became a free agent, July 1, 2009.

YEAR	GP	G	A	PTS	PIM	+/-	PP	SH	GW
07-08	81	16	38	54	18	28	2	0	2
08-09	67	13	28	41	16	-9	2	0	0
<b>TOTAL</b>	<b>148</b>	<b>29</b>	<b>66</b>	<b>95</b>	<b>34</b>	<b>19</b>	<b>4</b>	<b>0</b>	<b>2</b>
<b>NHL TOTAL</b>	<b>897</b>	<b>198</b>	<b>339</b>	<b>537</b>	<b>248</b>	<b>-3</b>	<b>54</b>	<b>5</b>	<b>19</b>

## STAFFAN KRONWALL

**D**

**#44**

Acquired off waivers from Toronto, Feb. 6, 2009. Became a free agent, July 1, 2009.

YEAR	GP	G	A	PTS	PIM	+/-	PP	SH	GW
08-09	3	0	0	0	0	-1	0	0	0
<b>NHL TOTAL</b>	<b>66</b>	<b>1</b>	<b>3</b>	<b>4</b>	<b>23</b>	<b>-7</b>	<b>0</b>	<b>0</b>	<b>0</b>

## TODD KRYGIER

**F**

**#9, 21**

Acquired from Hartford for Washington's 4th choice in the 1993 Entry Draft (later traded to Calgary, Jason Smith), Oct. 3, 1991. Traded to Anaheim for a Anaheim's 4th choice in the 1996 Entry Draft (later traded to Dallas-Mike Hurley), Feb. 2, 1992. Acquired from Anaheim in exchange for Mike Torchia, March 8, 1996.

YEAR	GP	G	A	PTS	PIM	+/-	PP	SH	GW
91-92	67	13	17	30	107	-1	1	0	1
92-93	77	11	12	23	60	-13	0	2	0
93-94	66	12	18	30	60	-4	0	1	3
95-96	16	6	5	11	2	8	1	0	0
96-97	47	5	11	16	37	-10	1	0	1
97-98	45	2	12	14	30	-3	0	0	1
<b>TOTAL</b>	<b>318</b>	<b>49</b>	<b>75</b>	<b>124</b>	<b>306</b>	<b>-23</b>	<b>3</b>	<b>3</b>	<b>6</b>
<b>NHL TOTAL</b>	<b>543</b>	<b>100</b>	<b>143</b>	<b>243</b>	<b>533</b>	<b>-26</b>	<b>14</b>	<b>5</b>	<b>12</b>

## DAVE KRYSKOW

**F**

**#9**

Acquired in 1974 Expansion Draft (3rd pick) from Chicago. Traded to Detroit for Jack Lynch, Feb. 7, 1975.

YEAR	GP	G	A	PTS	PIM	+/-	PP	SH	GW
74-75	51	9	15	24	83	-28	1	1	0
<b>NHL TOTAL</b>	<b>213</b>	<b>33</b>	<b>56</b>	<b>89</b>	<b>174</b>	<b>-32</b>	<b>2</b>	<b>2</b>	<b>2</b>

## FRANTISEK KUCERA

**D**

**#4**

Acquired from Pittsburgh with Jaromir Jagr for Kris Beech, Ross Lupaschuk, Michal Sivek and future considerations, July 11, 2001. Became a free agent, July 1, 2002.

YEAR	GP	G	A	PTS	PIM	+/-	PP	SH	GW
01-02	56	1	13	14	12	7	0	0	0
<b>NHL TOTAL</b>	<b>465</b>	<b>24</b>	<b>95</b>	<b>119</b>	<b>251</b>	<b>13</b>	<b>6</b>	<b>0</b>	<b>4</b>

## JOEL KWIATKOWSKI

**D**

**#29**

Acquired from Ottawa for future considerations, Jan. 15, 2003. Became a free agent, July 1, 2004.

YEAR	GP	G	A	PTS	PIM	+/-	PP	SH	GW
02-03	34	0	3	3	12	1	0	0	0
03-04	80	6	6	12	89	-28	2	0	0
<b>TOTAL</b>	<b>114</b>	<b>6</b>	<b>9</b>	<b>15</b>	<b>101</b>	<b>-27</b>	<b>2</b>	<b>0</b>	<b>0</b>
<b>NHL TOTAL</b>	<b>282</b>	<b>16</b>	<b>29</b>	<b>45</b>	<b>245</b>	<b>-27</b>	<b>4</b>	<b>0</b>	<b>3</b>

## NICK KYPREOS

**F**

**#9**

Claimed from Philadelphia in the waiver draft, Oct. 2, 1989. Traded to Hartford for Mark Hunter and future considerations, June 15, 1992.

YEAR	GP	G	A	PTS	PIM	+/-	PP	SH	GW
89-90	31	5	4	9	82	2	0	0	2
90-91	79	9	9	18	196	-4	0	0	3
91-92	65	4	6	10	206	-3	0	0	0
<b>TOTAL</b>	<b>175</b>	<b>18</b>	<b>19</b>	<b>37</b>	<b>484</b>	<b>-5</b>	<b>0</b>	<b>0</b>	<b>5</b>
<b>NHL TOTAL</b>	<b>442</b>	<b>46</b>	<b>44</b>	<b>90</b>	<b>1210</b>	<b>-24</b>	<b>0</b>	<b>0</b>	<b>9</b>

## YVON LABRE

**D**

**#7**

Acquired in 1974 Expansion Draft (4th pick) from Pittsburgh. Retired following the 1980-81 season for medical reasons.

YEAR	GP	G	A	PTS	PIM	+/-	PP	SH	GW
74-75	76	4	23	27	182	-54	0	0	0
75-76	80	2	20	22	146	-38	0	0	0
76-77	62	3	11	14	169	-5	0	2	0
77-78	22	0	8	8	41	E	0	0	0
78-79	51	1	13	14	80	7	0	0	0
79-80	18	0	5	5	38	3	0	0	0
80-81	25	2	4	6	100	-2	0	0	0
<b>TOTAL</b>	<b>334</b>	<b>12</b>	<b>84</b>	<b>96</b>	<b>756</b>	<b>-89</b>	<b>0</b>	<b>2</b>	<b>0</b>
<b>NHL TOTAL</b>	<b>371</b>	<b>14</b>	<b>87</b>	<b>101</b>	<b>788</b>	<b>-94</b>	<b>0</b>	<b>2</b>	<b>0</b>

## PETE LAFRAMBOISE

**F**

**#19**

Acquired in the 1974 Expansion Draft (5th pick) from California. Traded to Pittsburgh for Ron Jones, Jan. 21, 1975.

YEAR	GP	G	A	PTS	PIM	+/-	PP	SH	GW
74-75	45	5	10	15	22	-37	0	0	0
<b>NHL TOTAL</b>	<b>227</b>	<b>33</b>	<b>55</b>	<b>88</b>	<b>70</b>	<b>-91</b>	<b>5</b>	<b>0</b>	<b>1</b>





# All-Time Player Register

## BROOKS LAICH

F

#21

Acquired from Ottawa with Ottawa's 2nd choice in the 2005 Entry Draft (later traded to Colorado-Chris Durand) for Peter Bondra, Feb. 18, 2004.

YEAR	GP	G	A	PTS	PIM	+/-	PP	SH	GW
03-04	4	0	1	1	0	-1	0	0	0
05-06	73	7	14	21	26	-9	1	0	1
06-07	73	8	10	18	29	-2	2	3	0
07-08	82	21	16	37	35	-3	8	2	4
08-09	82	23	30	53	31	-1	9	1	3
09-10	78	25	34	59	34	16	12	1	4
10-11	82	16	32	48	46	14	4	1	3
TOTAL	474	100	137	237	203	14	36	8	15
NHL TOTAL	475	100	137	237	203	14	36	8	15

## QUINTIN LAING

F

#53

Signed as a free agent, July 18, 2006.

YEAR	GP	G	A	PTS	PIM	+/-	PP	SH	GW
07-08	39	1	5	6	10	4	0	0	1
08-09	1	0	0	0	0	1	0	0	0
09-10	36	2	2	4	21	2	0	0	0
TOTAL	76	3	7	10	31	7	0	0	1
NHL TOTAL	79	3	8	11	31	8	0	0	1

## RON LALONDE

F

#22

Acquired from Pittsburgh with rights to Don Seiling for Lew Morrison, Dec. 14, 1974. Became a free agent, June 1, 1980.

YEAR	GP	G	A	PITS	PIM	+/-	PP	SH	GW
74-75	50	12	14	26	27	-39	4	1	1
75-76	80	9	19	28	19	-26	2	1	0
76-77	76	12	17	29	24	-20	0	0	0
77-78	67	1	5	6	16	-18	0	0	0
78-79	18	1	3	4	4	-1	0	1	0
TOTAL	291	35	58	93	90	-104	6	3	1
NHL TOTAL	397	45	78	123	106	-101	6	4	3

## MIKE LALOR

D

#26

Acquired from St. Louis with Peter Zedel for Geoff Courtnall, July 13, 1990. Traded to Winnipeg for Paul MacDermid, March 2, 1992.

YEAR	GP	G	A	PTS	PIM	+/-	PP	SH	GW
90-91	68	1	5	6	61	-23	0	0	0
91-92	64	5	7	12	64	14	0	0	1
TOTAL	132	6	12	18	125	-9	0	0	1
NHL TOTAL	687	17	88	105	677	-12	0	0	3

## MIKE LAMPMAN

F

#21

Acquired in 1974 Expansion Draft (18th pick) from Vancouver. Became a free agent, June 1, 1978.

YEAR	GP	G	A	PTS	PIM	+/-	PP	SH	GW
75-76	27	7	12	19	28	-6	0	0	1
76-77	22	6	5	11	4	-4	1	0	0
TOTAL	49	13	17	30	32	-10	1	0	1
NHL TOTAL	96	17	20	37	34	-15	2	0	1

## GORD LANE

D

#25, 28

Signed as a free agent, Oct. 5, 1976. Traded to New York Islanders for Mike Kaszycki, Dec. 7, 1979.

YEAR	GP	G	A	PTS	PIM	+/-	PP	SH	GW
75-76	3	1	0	1	12	-5	1	0	0
76-77	80	2	15	17	207	-25	0	0	0
77-78	69	2	9	11	195	-19	0	0	0
78-79	64	3	15	18	147	-15	0	0	0
79-80	19	2	4	6	53	1	0	0	0
TOTAL	235	10	43	53	614	-63	1	0	0
NHL TOTAL	539	19	94	113	1228	-16	1	1	2

## ROBERT LANG

F

#20

Signed as a free agent, July 1, 2002. Traded to Detroit Red Wings for Tomas Fleischmann and Detroit's 1st (Mike Green) and 4th (Luke Lynes) choices in the 2006 Entry Draft, Feb. 27, 2004.

YEAR	GP	G	A	PTS	PIM	+/-	PP	SH	GW
02-03	82	22	47	69	22	12	10	0	2
03-04	63	29	45	74	24	2	10	0	2
TOTAL	145	51	92	143	46	14	20	0	4
NHL TOTAL	989	261	442	703	422	55	88	5	34

## ROD LANGWAY

D

#5

Acquired from Montreal with Brian Engblom, Doug Jarvis and Craig Laughlin for Rick Green and Ryan Walter, Sept. 9, 1982. Released on waivers, July 1, 1993.

YEAR	GP	G	A	PTS	PIM	+/-	PP	SH	GW
82-83	80	3	29	32	75	E	1	0	0
83-84	80	9	24	33	61	14	1	2	2
84-85	79	4	22	26	54	35	0	0	1
85-86	71	1	17	18	61	27	1	0	0
86-87	78	2	25	27	53	11	0	0	1
87-88	63	3	13	16	28	1	0	0	1
88-89	76	2	19	21	65	12	0	0	0
89-90	58	0	8	8	39	7	0	0	0
90-91	56	1	7	8	24	12	0	0	0
91-92	64	0	13	13	22	11	0	0	0
92-93	21	0	0	0	20	-13	0	0	0
TOTAL	726	25	177	202	502	117	3	2	5
NHL TOTAL	994	51	278	329	849	277	9	3	9

## TYLER LARTER

F

#39

Capitals' 3rd choice (78th overall) in the 1987 Entry Draft. Traded to Winnipeg with Bob Joyce and Kent Paynter for Craig Duncanson, Brent Hughes and Simon Wheeldon, May 21, 1991.

YEAR	GP	G	A	PTS	PIM	+/-	PP	SH	GW
89-90	1	0	0	0	0	-1	0	0	0
NHL TOTAL	1	0	0	0	0	-1	0	0	0

## CRAIG LAUGHLIN

F

#18

Acquired from Montreal with Brian Engblom, Doug Jarvis and Rod Langway for Rick Green and Ryan Walter, Sept. 9, 1982. Traded to Los Angeles for Grant Ledyard, Feb. 9, 1988.

YEAR	GP	G	A	PTS	PIM	+/-	PP	SH	GW
82-83	75	17	27	44	41	-7	5	0	3
83-84	80	20	32	52	69	4	7	0	3
84-85	78	16	34	50	38	12	5	0	3
85-86	75	30	45	75	43	24	10	0	4
86-87	80	22	30	52	67	-3	11	0	5
87-88	40	5	5	10	26	-8	3	0	1
TOTAL	428	110	173	283	284	22	41	0	19
NHL TOTAL	549	136	205	341	364	2	45	0	20

## STEPHEN LEACH

F

#29, 21

Capitals' 2nd choice (34th overall) in 1984 Entry Draft. Traded to Boston for Randy Burridge, June 21, 1991.

YEAR	GP	G	A	PTS	PIM	+/-	PP	SH	GW
85-86	11	1	1	2	2	E	0	0	0
86-87	15	1	0	1	6	-4	0	0	0
87-88	8	1	1	2	17	2	0	0	1
88-89	74	11	19	30	94	-4	4	0	0
89-90	70	18	14	32	104	10	0	0	2
90-91	68	11	19	30	99	-9	4	0	1
TOTAL	246	43	54	97	322	-5	8	0	4
NHL TOTAL	702	130	153	283	978	-78	33	1	19

## GRANT LEDYARD

D

#28, 6

Acquired from Los Angeles for Craig Laughlin, Feb. 9, 1988. Traded to Buffalo with Clint Malarchuk and the Capitals' 6th choice (Brian Holzinger) in the 1991 Entry Draft for Calle Johansson and Buffalo's 2nd choice (Byron Dafoe) in the 1989 Entry Draft, March 9, 1989.

YEAR	GP	G	A	PTS	PIM	+/-	PP	SH	GW
87-88	21	4	3	7	14	-4	1	0	1
88-89	61	3	11	14	43	1	1	0	1
TOTAL	82	7	14	21	57	-3	2	0	2
NHL TOTAL	1028	90	276	366	766	-54	31	1	14

## PATRICE LEFEBVRE

F

#14

Signed as a free agent, Dec. 18, 1998. Signed to play in Germany, summer 1999.

YEAR	GP	G	A	PTS	PIM	+/-	PP	SH	GW
98-99	3	0	0	0	2	-2	0	0	0
NHL TOTAL	3	0	0	0	2	-2	0	0	0

## ANTERO LEHTONEN

F

#14

Signed as free agent, Sept. 16, 1979. Released at the start of the 1980-81 season.

YEAR	GP	G	A	PTS	PIM	+/-	PP	SH	GW
79-80	65	9	12	21	14	-4	2	0	1
NHL TOTAL	65	9	12	21	14	-4	2	0	1



# All-Time Player Register

## MIKKO LEINONEN

F

#34

Signed as a free agent from Karpat (Finland), March 13, 1985. Released June 1985.

YEAR	GP	G	A	PTS	PIM	+/-	PP	SH	GW
84-85	3	0	1	1	2	1	0	0	0
NHL TOTAL	162	31	78	109	71	19	5	0	4

## JEAN LEMIEUX

D

#17, 3

Acquired from Atlanta with Gerry Meehan and Buffalo's 1st-round choice in the 1976 Amateur Draft (Greg Carroll) for Bill Clement, Jan. 22, 1976. Became a free agent June 1, 1978.

YEAR	GP	G	A	PTS	PIM	+/-	PP	SH	GW
75-76	33	6	14	20	2	-21	5	0	1
76-77	15	4	4	8	2	-9	2	0	0
77-78	16	3	7	10	0	-12	3	0	0
TOTAL	64	13	25	38	4	-42	10	0	1
NHL TOTAL	204	23	63	86	39	-45	14	0	3

## SAMI LEPISTO

D

#42

Capitals' 5th choice (66th overall) in 2004 Entry Draft. Traded to Phoenix in exchange for a 5th-round choice in the 2010 Entry Draft, June 27, 2009.

YEAR	GP	G	A	PTS	PIM	+/-	PP	SH	GW
07-08	7	0	1	1	12	-1	0	0	0
08-09	7	0	4	4	6	-3	0	0	0
TOTAL	14	0	5	5	18	-4	0	0	0
NHL TOTAL	150	5	27	32	133	20	0	0	1

## CURTIS LESCHYSHYN

D

#9

Acquired from Colorado with Chris Simon for Keith Jones and the Capitals' 1st (Scott Parker) and 4th choices (later traded back to Washington-Krys Barch) in the 1998 Entry Draft, Nov. 2, 1996. Traded to Hartford in exchange for Andrei Nikolishin, Nov. 9, 1996.

YEAR	GP	G	A	PTS	PIM	+/-	PP	SH	GW
96-97	2	0	0	0	2	0	0	0	0
NHL TOTAL	1033	47	165	212	669	-52	17	2	10

## BILL LESUK

F

#20

Purchased from Los Angeles, July 28, 1974. Agreed to contract with Winnipeg (WHA), July 1975.

YEAR	GP	G	A	PTS	PIM	+/-	PP	SH	GW
74-75	79	8	11	19	77	-34	1	2	0
NHL TOTAL	388	44	63	107	368	-69	6	2	4

## TREVOR LINDEN

F

#16

Acquired from Montreal with Dainius Zubrus and New Jersey's second-round draft choice in the 2001 Entry Draft for Richard Zednik, Jan Bulis and the Capitals' 1st choice in the 2001 Entry Draft (Alexander Perezhugin), March 13, 2001. Traded to Vancouver with NY Islanders' 2nd choice in 2002 Entry Draft (Denis Grot) for Vancouver's 1st (Boyd Gordon) and 3rd (later traded to Edmonton-Zachery Stortini) choices in the 2002 Entry Draft, Nov. 10, 2001.

YEAR	GP	G	A	PTS	PIM	+/-	PP	SH	GW
00-01	12	3	1	4	8	2	0	0	0
01-02	16	1	2	3	6	-2	1	0	0
TOTAL	28	4	3	7	12	0	1	0	0
NHL TOTAL	1382	375	492	867	895	-64	119	18	41

## MARK LOFTHOUSE

F

#8, 27, 11, 20

Capitals' 2nd choice (21st overall) in the 1977 Amateur Draft. Traded to Detroit for Al Jensen, July 23, 1981.

YEAR	GP	G	A	PTS	PIM	+/-	PP	SH	GW
77-78	18	2	1	3	8	-5	0	0	0
78-79	52	13	10	23	10	-11	1	0	0
79-80	68	15	18	33	20	-9	1	0	1
80-81	3	1	1	2	4	E	0	0	0
TOTAL	141	31	30	61	42	-25	2	0	1
NHL TOTAL	181	42	38	80	73	-24	0	0	0

## KEN LOVSIN

D

#37

Signed as a free agent, July 3, 1990. Released from contract, June 1, 1992.

YEAR	GP	G	A	PTS	PIM	+/-	PP	SH	GW
90-91	1	0	0	0	0	-2	0	0	0
NHL TOTAL	1	0	0	0	0	-2	0	0	0

## DWAYNE LOWDERMILK

D

#14

Acquired from New York Islanders for future considerations, Dec. 26, 1980. Became a free agent, June 1, 1982.

YEAR	GP	G	A	PTS	PIM	+/-	PP	SH	GW
80-81	2	0	1	1	2	-1	0	0	0
NHL TOTAL	2	0	1	1	2	-1	0	0	0

## JOE LUNDRIGAN

D

#5

Acquired in 1974 Expansion Draft (11th pick) from Toronto. Became a free agent, June 1, 1975.

YEAR	GP	G	A	PTS	PIM	+/-	PP	SH	GW
74-75	3	0	0	0	2	-3	0	0	0
NHL TOTAL	52	2	8	10	22	1	1	0	1

## JACK LYNCH

D

#19, 2

Acquired from Detroit for Dave Kryskow, Feb. 8, 1975. Released from contract, Oct. 20, 1979.

YEAR	GP	G	A	PTS	PIM	+/-	PP	SH	GW
74-75	20	1	5	6	16	-54	0	0	0
75-76	79	9	13	22	78	-52	5	0	1
76-77	75	5	25	30	90	-15	0	0	0
77-78	29	1	8	9	4	-13	0	0	0
78-79	30	2	6	8	14	2	1	0	0
TOTAL	233	18	57	75	202	-132	6	0	1
NHL TOTAL	382	24	106	130	336	-197	7	0	2

## PAUL MACDERMID

F

#23

Acquired from Winnipeg for Mike Lalor, March 2, 1992. Traded to Quebec with Reggie Savage for Mike Hough, June 20, 1993.

YEAR	GP	G	A	PTS	PIM	+/-	PP	SH	GW
91-92	15	2	5	7	43	2	0	0	0
92-93	72	9	8	17	80	-13	1	0	3
TOTAL	87	11	13	24	123	-11	1	0	3
NHL TOTAL	690	116	142	258	1303	-14	19	0	18

## PAUL MACKINNON

D

#19, 22, 4

Capitals' 4th choice (23rd overall) in the 1978 Amateur Draft. Released from contract, June 1, 1984.

YEAR	GP	G	A	PTS	PIM	+/-	PP	SH	GW
79-80	63	1	11	12	22	-1	0	0	0
80-81	14	0	0	0	22	5	0	0	0
81-82	39	2	9	11	35	-10	0	0	0
82-83	19	2	2	4	8	1	1	0	0
83-84	12	0	1	1	4	-7	0	0	0
TOTAL	147	5	23	28	91	-12	1	0	0
NHL TOTAL	147	5	23	28	91	-12	1	0	0

## IVAN MAJESKY

D

#23

Signed as a free agent, Aug. 10, 2005. Became a free agent July 1, 2006.

YEAR	GP	G	A	PTS	PIM	+/-	PP	SH	GW
05-06	57	1	8	9	66	-2	0	1	0
NHL TOTAL	202	8	23	31	234	-27	0	1	2

## STEWART MALGUNAS

F

#26, 4, 3

Acquired from Winnipeg in exchange for Dennis Chasse, Feb. 15, 1996. Traded to Nashville for a conditional pick in the 2001 Entry Draft, Feb. 2, 2000.

YEAR	GP	G	A	PTS	PIM	+/-	PP	SH	GW
95-96	1	0	0	0	0	0	0	0	0
96-97	6	0	0	0	2	2	0	0	0
97-98	8	0	0	0	12	1	0	0	0
98-99	10	0	0	0	6	-5	0	0	0
TOTAL	25	0	0	0	20	-2	0	0	0
NHL TOTAL	129	1	5	6	144	-10	0	0	0

## STEVE MALTAIS

F

#26, 18

Capitals' 2nd selection (57th overall) in the 1987 Entry Draft. Traded to Minnesota with Trent Klatt for Shawn Chambers, June 21, 1991.

YEAR	GP	G	A	PTS	PIM	+/-	PP	SH	GW
89-90	8	0	0	0	2	-2	0	0	0
90-91	7	0	0	0	2	-1	0	0	0
TOTAL	15	0	0	0	4	-3	0	0	0
NHL TOTAL	120	9	18	27	53	-34	4	0	1

## JASON MARSHALL

D

#28

Acquired from Anaheim for Alexei Tezikov and the Capitals' 4th choice in the 2001 Entry Draft (Brandon Rogers). Became a free agent, July 1, 2001.

YEAR	GP	G	A	PTS	PIM	+/-	PP	SH	GW
00-01	5	0	0	0	17	-1	0	0	0
NHL TOTAL	526	16	51	67	1004	-34	5	1	1



# All-Time Player Register

## MIKE MARSON

F

#16

Capitals' 2nd choice (19th overall) in the 1974 Amateur Draft. Traded to Los Angeles for Steve Clippingdale, June 11, 1979.

YEAR	GP	G	A	PTS	PIM	+/-	PP	SH	GW
74-75	76	16	12	28	59	-65	5	0	2
75-76	57	4	7	11	50	-19	0	0	0
76-77	10	0	1	1	18	-1	0	0	0
77-78	46	4	4	8	101	1	0	0	0
78-79	4	0	0	0	0	-3	0	0	0
TOTAL	193	24	24	48	228	-87	5	0	2
NHL TOTAL	196	24	24	48	233	-89	5	0	2

## GRANT MARTIN

F

#21, 25

Signed as a free agent, Aug. 6, 1985. Became a free agent, June 1, 1987.

YEAR	GP	G	A	PTS	PIM	+/-	PP	SH	GW
85-86	11	0	1	1	6	-5	0	0	0
86-87	9	0	0	0	4	-1	0	0	0
TOTAL	20	0	1	1	10	-6	0	0	0
NHL TOTAL	44	0	4	4	55	-16	0	0	0

## DENNIS MARUK

F

#21

Acquired from Minnesota for the Capitals' 2nd choice in the 1979 Entry Draft (Tom McCarthy), Oct. 18, 1978. Traded to Minnesota for the North Stars' 2nd choice in the 1984 Entry Draft (Steve Leach), July 5, 1983.

YEAR	GP	G	A	PTS	PIM	+/-	PP	SH	GW
78-79	76	31	59	90	71	-14	6	2	3
79-80	27	10	17	27	8	E	1	1	0
80-81	80	50	47	97	87	-7	16	2	5
81-82	80	60	76	136	128	-4	20	2	1
82-83	80	31	50	81	71	-21	12	0	2
TOTAL	343	182	249	431	365	-46	55	7	11
NHL TOTAL	888	356	522	878	761	-75	89	14	26

## JIM MATHIESON

D

#36

Capitals' 3rd selection (59th overall) in the 1989 Entry Draft. Became a free agent, July 1994.

YEAR	GP	G	A	PTS	PIM	+/-	PP	SH	GW
89-90	2	0	0	0	4	E	0	0	0
NHL TOTAL	2	0	0	0	4	E	0	0	0

## ALAN MAY

F

#16

Acquired from Los Angeles for the Capitals' 5th choice in the 1989 Entry Draft (Thomas Newman), June 17, 1989. Traded to Dallas for Jim Johnson, March 21, 1994.

YEAR	GP	G	A	PTS	PIM	+/-	PP	SH	GW
89-90	77	7	10	17	339	-1	1	0	2
90-91	67	4	6	10	264	-10	0	0	0
91-92	75	6	9	15	221	-7	0	0	1
92-93	83	6	10	16	268	1	0	0	1
93-94	43	4	7	11	97	-2	0	0	0
TOTAL	345	27	42	69	1189	-19	1	0	4
NHL TOTAL	393	31	45	76	1348	-18	1	0	6

## GARY MCADAM

F

#20

Acquired on waivers from New Jersey, Nov. 17, 1983. Rights traded to New Jersey for cash, Jan. 18, 1984.

YEAR	GP	G	A	PTS	PIM	+/-	PP	SH	GW
83-84	24	1	5	6	12	E	0	0	1
NHL TOTAL	534	96	132	228	243	-54	8	2	14

## MIKE MCEWEN

D

#2

Signed as a free agent from Los Angeles, Aug. 7, 1984. Became a free agent July 1, 1985.

YEAR	GP	G	A	PTS	PIM	+/-	PP	SH	GW
84-85	56	11	27	38	42	22	4	0	3
NHL TOTAL	716	108	296	404	460	-36	43	1	13

## JIM MCGEOUGH

F

#23, 24

Capitals' 6th choice (110th overall) in 1981 Entry Draft. Traded to Pittsburgh for Mark Taylor, March 12, 1985.

YEAR	GP	G	A	PTS	PIM	+/-	PP	SH	GW
81-82	4	0	0	0	0	-2	0	0	0
84-85	11	3	0	3	12	0	0	0	0
TOTAL	15	3	0	3	12	-2	0	0	0
NHL TOTAL	57	7	10	17	32	-15	0	0	1

## WALT MCKECHNIE

F

#10

Acquired from Detroit as compensation for Ron Low, Aug. 17, 1977. Traded to Cleveland for Bob Girard and Cleveland's 2nd choice (Paul MacKinnon) in the 1978 Amateur Draft, Dec. 9, 1977.

YEAR	GP	G	A	PTS	PIM	+/-	PP	SH	GW
77-78	16	4	1	5	0	-14	1	0	0
NHL TOTAL	955	214	392	606	469	-115	35	17	24

## JIM MCKENZIE

F

#33

Claimed on waivers from Anaheim, Jan. 20, 2000. Became a free agent and signed with New Jersey, July 3, 2000.

YEAR	GP	G	A	PTS	PIM	+/-	PP	SH	GW
99-00	30	1	2	3	16	E	0	0	0
NHL TOTAL	880	48	52	100	1739	-86	2	0	6

## DON MCLEAN

D

#8

Acquired from Philadelphia with Bill Clement and Flyers' 1st choice in the 1975 Amateur Draft (Alex Forsyth) for Capitals' 1st choice in 1975 Amateur Draft (Mel Bridgeman), June 3, 1975. Retired for medical reasons following 1976-77 season.

YEAR	GP	G	A	PTS	PIM	+/-	PP	SH	GW
75-76	9	0	0	0	6	-3	0	0	0
NHL TOTAL	9	0	0	0	6	-3	0	0	0

## JIM MCTAGGART

D

#4, 3

Signed as a free agent from Billings (WHL), Nov. 9, 1979. Released at start of the 1982-83 season.

YEAR	GP	G	A	PTS	PIM	+/-	PP	SH	GW
80-81	52	1	6	7	185	-5	0	0	0
81-82	19	2	4	6	20	-2	0	1	1
TOTAL	71	3	10	13	205	-7	0	1	1
NHL TOTAL	71	3	10	13	205	-7	0	1	1

## GERRY MEEHAN

F

#14

Acquired from Atlanta with Jean Lemieux and Buffalo's 1st pick in the 1976 Amateur Draft (Greg Carroll) for Bill Clement, Jan. 22, 1976. Released and signed with Cincinnati (WHA), Dec. 4, 1978.

YEAR	GP	G	A	PTS	PIM	+/-	PP	SH	GW
75-76	32	16	15	31	10	-7	3	0	0
76-77	80	28	36	64	13	-11	9	1	6
77-78	78	19	24	43	10	-41	7	0	2
78-79	18	2	4	6	0	-3	1	0	1
TOTAL	208	65	79	144	33	-62	20	1	9
NHL TOTAL	670	180	243	423	111	-116	42	2	23

## DEAN MELANSON

D

#57

Acquired from Philadelphia for Matt Herr, March 13, 2001. Traded to Ottawa for Josef Boumedienne, Dec. 16, 2002.

YEAR	GP	G	A	PTS	PIM	+/-	PP	SH	GW
01-02	4	0	0	0	4	1	0	0	0
NHL TOTAL	9	0	0	0	8	E	0	0	0

## GLEN METROPOLIT

F

#21

Signed as a free agent, July 19, 1999. Claimed by Tampa Bay in the waiver draft, Sept. 28, 2001. Claimed off waivers from Tampa Bay, Oct. 20, 2001. Claimed by Ottawa in the waiver draft, Oct. 3, 2003.

YEAR	GP	G	A	PTS	PIM	+/-	PP	SH	GW
99-00	30	6	13	19	4	5	1	0	1
00-01	15	1	5	6	10	-2	0	0	0
01-02	33	1	16	17	6	3	0	0	0
02-03	23	2	3	5	6	4	0	0	1
TOTAL	80	10	37	47	26	10	1	0	2
NHL TOTAL	407	57	102	159	148	39	18	0	10

## BILL MIKKELSON

D

#4, 3

Acquired in 1974 Expansion Draft (16th pick) from NY Islanders. Became a free agent, June 1, 1977.

YEAR	GP	G	A	PTS	PIM	+/-	PP	SH	GW
74-75	59	3	7	10	52	-82	3	0	0
76-77	1	0	0	0	2	E	0	0	0
TOTAL	60	3	7	10	54	-82	3	0	0
NHL TOTAL	147	4	18	22	105	-147	3	0	0

## MIKE MILLAR

F

#9

Acquired from Hartford with Neil Sheehy for Ed Kastelic and Grant Jennings, July 6, 1988. Traded to Boston for Alfie Turcotte, Oct. 2, 1989.

YEAR	GP	G	A	PTS	PIM	+/-	PP	SH	GW
88-89	18	6	3	9	4	-4	3	0	1
NHL TOTAL	78	18	18	36	12	-9	8	0	3



# All-Time Player Register

## KELLY MILLER

F

#10

Acquired from NY Rangers with Mike Ridley and Bob Crawford for Bobby Carpenter and Washington's 2nd choice in the 1989 Entry Draft (Jason Prosofsky), Jan. 1, 1987.

YEAR	GP	G	A	PTS	PIM	+/-	PP	SH	GW
86-87	39	10	12	22	26	10	3	1	0
87-88	80	9	23	32	35	9	0	1	3
88-89	78	19	21	40	45	13	2	1	3
89-90	80	18	22	40	49	-2	3	2	2
90-91	80	24	26	50	29	10	4	2	3
91-92	78	14	38	52	49	20	0	1	3
92-93	84	18	27	45	32	-2	3	0	3
93-94	84	14	25	39	32	8	0	1	3
94-95	48	10	13	23	6	5	2	0	1
95-96	74	7	13	20	30	7	0	2	1
96-97	77	10	14	24	33	4	0	1	3
97-98	76	7	7	14	41	-2	0	3	3
98-99	62	2	5	7	29	-5	0	1	1
TOTAL	940	162	246	408	436	75	17	15	29
NHL TOTAL	1057	181	282	463	512	71	19	16	33

## KEVIN MILLER

F

#14

Acquired from Detroit for Dino Ciccarelli, June 20, 1992. Traded to St. Louis for Paul Cavallini, Nov. 2, 1992.

YEAR	GP	G	A	PTS	PIM	+/-	PP	SH	GW
92-93	10	0	3	3	35	-4	0	0	0
NHL TOTAL	620	150	185	335	429	-7	28	14	26

## KIP MILLER

F

#14

Signed as a free agent, July 9, 2002. Became a free agent, July 1, 2004.

YEAR	GP	G	A	PTS	PIM	+/-	PP	SH	GW
02-03	72	12	38	50	18	-1	3	0	4
03-04	66	9	22	31	8	-10	6	0	2
TOTAL	138	21	60	81	26	-11	9	0	2
NHL TOTAL	449	74	165	239	105	-32	17	0	15

## GRAHAM MINK

F

#39

Signed as a free agent, April 9, 2002. Became a free agent July 1, 2006. Signed as a free agent, July 2, 2008. Became a free agent, July 1, 2009.

YEAR	GP	G	A	PTS	PIM	+/-	PP	SH	GW
03-04	2	0	0	0	2	-1	0	0	0
05-06	3	0	0	0	0	E	0	0	0
08-09	2	0	0	0	0	E	0	0	0
TOTAL	7	0	0	0	2	-1	0	0	0
NHL TOTAL	7	0	0	0	2	-1	0	0	0

## DMITRI MIRONOV

D

#15

Signed as a free agent, July 12, 1998. Became a free agent, July 2001.

YEAR	GP	G	A	PTS	PIM	+/-	PP	SH	GW
98-99	46	2	14	16	80	-5	2	0	0
99-00	73	3	19	22	28	6	1	0	0
00-01	36	3	5	8	6	-7	1	0	1
TOTAL	155	8	38	46	114	-6	4	0	1
NHL TOTAL	556	54	206	260	568	29	20	1	7

## DOUG MOHNS

D

#2

Purchased from Atlanta, June 20, 1974. Became a free agent, June 1, 1975.

YEAR	GP	G	A	PTS	PIM	+/-	PP	SH	GW
74-75	75	2	19	21	54	-52	1	0	0
NHL TOTAL	1390	248	462	710	1250	10	40	5	22

## HARTLAND MONAHAN

F

#12

Acquired in 1975 Intra-League Draft from NY Rangers. Traded to Pittsburgh for the Penguins' 1st choice in 1979 Entry Draft (later traded to Minnesota-Tom McCarthy), Oct. 17, 1977.

YEAR	GP	G	A	PTS	PIM	+/-	PP	SH	GW
75-76	80	17	29	46	35	-49	2	0	2
76-77	79	23	27	50	37	-28	7	1	4
TOTAL	159	40	56	96	72	-77	9	1	6
NHL TOTAL	334	61	80	141	163	-119	11	4	7

## BARRIE MOORE

F

#25

Acquired from Edmonton for Brad Church, Feb. 3, 1999. Selected by Columbus in the 2000 Expansion Draft.

YEAR	GP	G	A	PTS	PIM	+/-	PP	SH	GW
99-00	1	0	0	0	0	E	0	0	0
NHL TOTAL	39	2	6	8	18	1	1	0	0

## BRENDAN MORRISON

F

#9

Signed as a free agent, July 10, 2009.

YEAR	GP	G	A	PTS	PIM	+/-	PP	SH	GW
09-10	74	12	30	42	40	23	3	0	3
NHL TOTAL	895	196	394	590	440	91	53	8	42

## LEW MORRISON

F

#22

Acquired in 1974 Expansion Draft (19th pick) from Atlanta. Traded to Pittsburgh for Ron Lalonde and the rights to Don Seiling, Dec. 14, 1974.

YEAR	GP	G	A	PTS	PIM	+/-	PP	SH	GW
74-75	18	0	4	4	6	-14	0	0	0
NHL TOTAL	564	39	52	91	107	-60	5	4	6

## SHAONE MORRISONN

D

#26

Acquired from Boston with Boston's 1st (Jeff Schultz) and 2nd (Mikhail Yunkov) choices in the 2004 Entry Draft for Sergei Gonchar, March 3, 2004.

YEAR	GP	G	A	PTS	PIM	+/-	PP	SH	GW
03-04	3	0	0	0	0	E	0	0	0
05-06	80	1	13	14	91	7	0	0	0
06-07	78	3	10	13	106	3	0	0	0
07-08	76	1	9	10	63	4	0	0	1
08-09	72	3	10	13	77	4	0	0	1
09-10	68	1	11	12	68	8	0	0	1
TOTAL	377	9	53	62	405	26	0	0	3
NHL TOTAL	480	11	64	75	455	34	0	0	4

## JOE MOTZKO

F

#50

Signed as a free agent, July 10, 2007. Traded to Atlanta for Alexandre Giroux, Feb. 26, 2008.

YEAR	GP	G	A	PTS	PIM	+/-	PP	SH	GW
07-08	8	2	2	4	0	1	0	0	0
NHL TOTAL	25	4	2	6	0	E	0	0	0

## BRYAN MUIR

D

#47

Acquired from Los Angeles for future considerations, Aug. 12, 2005. Became a free agent, July 1, 2007.

YEAR	GP	G	A	PTS	PIM	+/-	PP	SH	GW
05-06	72	8	18	26	72	-9	4	0	0
06-07	26	3	4	7	42	3	0	0	1
TOTAL	98	11	22	33	114	-6	4	0	1
NHL TOTAL	279	16	37	53	281	-20	4	1	1

## RYAN MULHERN

F

#26

Signed as a free agent, March 17, 1997. Became a free agent, July 1, 1998.

YEAR	GP	G	A	PTS	PIM	+/-	PP	SH	GW
97-98	3	0	0	0	0	E	0	0	0
NHL TOTAL	3	0	0	0	0	E	0	0	0

## PAUL MULVEY

F

#27

Capitals' 2nd choice (20th overall) in the 1978 Amateur Draft. Traded to Pittsburgh as compensation for Orest Kindrachuk, Sept. 4, 1981.

YEAR	GP	G	A	PTS	PIM	+/-	PP	SH	GW
78-79	55	7	4	11	81	-18	1	0	1
79-80	77	15	19	34	240	-8	2	0	3
80-81	55	7	14	21	166	-9	1	0	0
TOTAL	187	29	37	66	487	-35	4	0	4
NHL TOTAL	225	30	51	81	613	-42	4	0	4

## JOE MURPHY

F

#9

Claimed off waivers from Boston, Feb. 11, 2000. Released, Dec. 9, 2000.

YEAR	GP	G	A	PTS	PIM	+/-	PP	SH	GW
99-00	29	5	8	13	53	8	1	0	2
00-01	14	1	5	6	20	-5	1	0	0
TOTAL	43	6	13	19	73	3	2	0	2
NHL TOTAL	779	233	295	528	810	29	64	8	26

## LARRY MURPHY

D

#8

Acquired from Los Angeles for Brian Engblom and Ken Houston, Oct. 18, 1983. Traded to Minnesota with Mike Gartner for Dino Ciccarelli and Bob Rouse, March 7, 1989.

YEAR	GP	G	A	PTS	PIM	+/-	PP	SH	GW
83-84	72	13	33	46	50	12	2	0	2
84-85	79	13	42	55	51	21	3	0	0
85-86	78	21	44	65	50	2	8	1	2
86-87	80	23	58	81	39	25	8	0	4
87-88	79	8	53	61	72	2	7	0	1
88-89	65	7	29	36	70	-5	3	0	0
TOTAL	453	85	259	344	332	57	31	1	9
NHL TOTAL	1615	287	929	1216	1084	200	114	9	37





# All-Time Player Register

## ROB MURRAY

F

#23

Capitals' 3rd selection (61st overall) in 1985 Entry Draft. Claimed by Minnesota in 1991 Expansion Draft, May 30, 1991.

YEAR	GP	G	A	PTS	PIM	+/-	PP	SH	GW
89-90	41	2	7	9	58	-10	0	0	0
90-91	17	0	3	3	19	E	0	0	0
TOTAL	58	2	10	12	77	-10	0	0	0
NHL TOTAL	107	4	15	19	111	-10	0	0	1

## TERRY MURRAY

D

#25

Claimed from Philadelphia in the 1981 Waiver Draft, Oct. 5, 1981. Retired following 1981-82 season.

YEAR	GP	G	A	PTS	PIM	+/-	PP	SH	GW
81-82	74	3	22	25	60	-14	0	0	0
NHL TOTAL	302	4	76	80	199	-20	0	0	0

## BRANT MYHRES

F

#74

Acquired from Nashville for future considerations, Feb. 1, 2001. Became a free agent, July 1, 2001.

YEAR	GP	G	A	PTS	PIM	+/-	PP	SH	GW
00-01	5	0	0	0	29	E	0	0	0
NHL TOTAL	154	6	2	8	687	-9	0	0	2

## JEFF NELSON

F

#15

Capitals' 4th choice (36th overall) in 1991 Entry Draft. Traded to Nashville for future considerations, Aug. 19, 1998.

YEAR	GP	G	A	PTS	PIM	+/-	PP	SH	GW
94-95	10	1	0	1	2	-2	0	0	0
95-96	33	0	7	7	16	3	0	0	0
TOTAL	43	1	7	8	18	1	0	0	0
NHL TOTAL	52	3	8	11	20	E	0	0	0

## TODD NELSON

D

#40

Signed as a free agent, Aug. 15, 1993.

YEAR	GP	G	A	PTS	PIM	+/-	PP	SH	GW
93-94	2	1	0	1	2	1	1	0	1
NHL TOTAL	3	1	0	1	2	1	1	0	1

## PAUL NICHOLSON

F

#24, 27

Capitals' 4th choice (55th overall) in the 1974 Amateur Draft. Became a free agent, June 1978.

YEAR	GP	G	A	PTS	PIM	+/-	PP	SH	GW
74-75	39	4	5	9	7	-29	0	0	1
75-76	14	0	2	2	9	-4	0	0	0
76-77	9	0	1	1	2	-6	0	0	0
TOTAL	62	4	8	12	18	-39	0	0	1
NHL TOTAL	62	4	8	12	18	-39	0	0	1

## ANDREI NIKOLISHIN

F

#13

Acquired from Hartford for Curtis Leschyshyn, Nov. 9, 1996. Traded to Chicago with Chris Simon for Michael Nylander, Chicago's 3rd choice in the 2003 Entry Draft (Steve Werner) and future considerations, Nov. 1, 2002.

YEAR	GP	G	A	PTS	PIM	+/-	PP	SH	GW
96-97	59	7	14	21	30	5	1	0	0
97-98	38	6	10	16	14	1	1	0	1
98-99	73	8	27	35	28	0	0	1	1
99-00	76	11	14	25	28	6	0	2	2
00-01	81	13	25	38	34	9	4	0	2
01-02	80	13	23	36	40	-1	1	0	0
TOTAL	407	58	113	161	174	20	7	3	6
NHL TOTAL	628	93	187	280	270	23	13	6	9

## CLAUDE NOEL

F

#23, 20

Signed as a free agent, Oct. 9, 1979. Released from contract, May 1982.

YEAR	GP	G	A	PTS	PIM	+/-	PP	SH	GW
79-80	7	0	0	0	0	-3	0	0	0
NHL TOTAL	7	0	0	0	0	-3	0	0	0

## BRAD NORTON

D

#41

Claimed off waivers from Los Angeles, March 5, 2004. Became a free agent, July 1, 2004.

YEAR	GP	G	A	PTS	PIM	+/-	PP	SH	GW
03-04	16	0	1	1	17	-4	0	0	0
NHL TOTAL	124	3	8	11	287	-3	0	0	0

## LEE NORWOOD

D

#8

Acquired from Quebec for Tim Tookey and Capitals' 7th pick (Daniel Poudrier) in 1982 Entry Draft, Feb. 1, 1982. Traded Oct. 6, 1983 to Toronto for Dave Shand.

YEAR	GP	G	A	PTS	PIM	+/-	PP	SH	GW
81-82	26	7	10	17	125	7	3	0	1
82-83	8	0	1	1	14	-3	0	0	0
TOTAL	34	7	11	18	139	4	3	0	1
NHL TOTAL	503	58	153	211	1099	27	22	1	8

## JIRI NOVOTNY

F

#13

Acquired from Buffalo with Buffalo's 1st choice in the 2007 Entry Draft (later traded to San Jose-Nick Petrecki) for Timo Helbling and Dainius Zubrus, Feb. 27, 2007. Became a free agent, July 1, 2006.

YEAR	GP	G	A	PTS	PIM	+/-	PP	SH	GW
06-07	18	0	6	6	2	-2	0	0	0
NHL TOTAL	189	20	31	51	66	-15	1	2	0

## MILAN NOVY

F

#26, 66

Capitals' 2nd choice (58th overall) in 1982 Entry Draft. Released following 1982-83 season.

YEAR	GP	G	A	PTS	PIM	+/-	PP	SH	GW
82-83	73	18	30	48	16	1	3	0	3
NHL TOTAL	73	18	30	48	16	1	3	0	3

## LAWRENCE NYCHOLAT

D

#3

Signed as a free agent, Aug. 9, 2005. Traded to Ottawa for Andy Hedlund and Ottawa's 6th choice in the 2007 Entry Draft (Justin Taylor), Feb. 26, 2007.

YEAR	GP	G	A	PTS	PIM	+/-	PP	SH	GW
06-07	18	2	6	8	12	-3	0	0	0
NHL TOTAL	50	2	7	9	24	-3	0	0	0

## MICHAEL NYLANDER

F

#92

Acquired from Chicago with Chicago's 3rd choice in the 2003 Entry Draft (Steve Werner) and future considerations for Andrei Nikolishin and Chris Simon, Nov. 1, 2002. Traded to Boston for Boston's 4th choice in the 2005 Entry Draft (Patrick McNeill) and Boston's 2nd choice in the 2006 Entry Draft (Francois Bouchard), March 4, 2004. Signed as a free agent, July 2, 2007.

YEAR	GP	G	A	PTS	PIM	+/-	PP	SH	GW
02-03	71	17	39	56	36	3	7	0	2
03-04	3	0	2	2	8	1	0	0	0
07-08	40	11	26	37	24	-19	5	0	1
08-09	72	9	24	33	32	E	4	0	2
TOTAL	186	37	91	128	100	-15	16	0	5
NHL TOTAL	920	209	470	679	468	75	63	0	33

## ADAM OATES

F

#77

Acquired from Boston with Bill Ranford and Rick Tocchet for Jim Carey, Anson Carter, Jason Allison and the Capitals' 3rd choice in the 1997 Entry Draft (Lee Goren), March 1, 1997. Traded to Philadelphia for Maxime Ouellet and the Flyers' 1st (later traded to Dallas-Martin Vagner), 2nd (Maxime Daigneault) and 3rd (Derek Krestanovich) choices in the 2002 Entry Draft, March 19, 2002.

YEAR	GP	G	A	PTS	PIM	+/-	PP	SH	GW
96-97	17	4	8	12	4	-2	1	0	1
97-98	82	18	58	76	36	6	3	2	3
98-99	59	12	42	54	22	-1	3	0	0
99-00	82	15	56	71	14	13	5	0	6
00-01	81	13	69	82	28	-9	5	0	4
01-02	66	11	57	68	22	-2	3	0	1
TOTAL	387	73	290	363	126	5	20	2	15
NHL TOTAL	1337	341	1079	1420	415	35	103	12	56

## OSKAR OSALA

F

#48

Capitals' 6th choice (97th overall) in 2006 Entry Draft. Traded to Carolina with Brian Pothier and a second-round choice in the 2011 Entry Draft for Joe Corvo, March 3, 2010.

YEAR	GP	G	A	PTS	PIM	+/-	PP	SH	GW
08-09	2	0	0	0	0	-1	0	0	0
TOTAL	2	0	0	0	0	-1	0	0	0
NHL TOTAL	3	0	0	0	0	-1	0	0	0

## ALEX OVECHKIN

F

#8

Capitals' 1st choice (1st overall) in 2004 Entry Draft.

YEAR	GP	G	A	PTS	PIM	+/-	PP	SH	GW
05-06	81	52	54	106	52	2	21	3	5
06-07	82	46	46	92	52	-19	16	0	8
07-08	82	65	47	112	40	28	22	0	11
08-09	79	56	54	110	72	8	19	1	10
09-10	72	50	59	109	89	45	13	0	7
10-11	79	32	53	85	41	24	7	0	11
NHL TOTAL	475	301	313	614	346	88	98	4	52



# All-Time Player Register

## JOHN PADDOCK

F

#17

Capitals' 3rd choice (37th overall) in 1974 Amateur Draft. Traded to Philadelphia to complete deal for Bob Sirois, Dec. 15, 1975.

YEAR	GP	G	A	PTS	PIM	+/-	PP	SH	GW
75-76	8	1	1	2	12	-5	0	0	0
NHL TOTAL	87	8	14	22	86	-22	0	0	0

## BOB PARADISE

D

#4

Acquired from Pittsburgh for Capitals' 2nd-round pick in the 1976 Amateur Draft (Greg Malone), Nov. 26, 1975. Traded to Pittsburgh for rights to Don Awrey, Oct. 1, 1977.

YEAR	GP	G	A	PTS	PIM	+/-	PP	SH	GW
75-76	48	0	8	8	42	-41	0	0	0
76-77	22	0	5	5	20	-3	0	0	0
TOTAL	70	0	13	13	62	-44	0	0	0
NHL TOTAL	368	8	54	62	393	-116	1	0	1

## DOUG PATEY

F

#10, 23, 12, 16

Capitals' 5th choice (73rd overall) in the 1976 Amateur Draft. Claimed by Edmonton in 1979 Expansion Draft.

YEAR	GP	G	A	PTS	PIM	+/-	PP	SH	GW
76-77	37	3	1	4	6	-15	0	0	0
77-78	2	0	1	1	0	1	0	0	0
78-79	6	1	0	1	2	-2	0	0	0
TOTAL	45	4	2	6	8	-16	0	0	0
NHL TOTAL	45	4	2	6	8	-16	0	0	0

## CRAIG PATRICK

F

#11

Signed as a free agent, Feb. 1, 1977. Retired following 1978-79 season.

YEAR	GP	G	A	PTS	PIM	+/-	PP	SH	GW
76-77	28	7	10	17	2	-10	1	0	0
77-78	44	1	7	8	4	-8	1	0	0
78-79	3	1	1	2	0	-1	0	0	0
TOTAL	75	9	18	27	6	-19	2	0	0
NHL TOTAL	401	72	91	163	61	-131	9	2	3

## KENT PAYNTER

F

#36, 37

Signed as a free agent, Aug. 21, 1989. Traded to Winnipeg with Bob Joyce and Tyler Larter for Craig Duncanson, Brent Hughes and Simon Wheeldon, May 21, 1991.

YEAR	GP	G	A	PTS	PIM	+/-	PP	SH	GW
89-90	13	1	2	3	18	-7	0	0	0
90-91	1	0	0	0	15	E	0	0	0
TOTAL	14	1	2	3	33	-7	0	0	0
NHL TOTAL	37	1	3	4	69	-22	0	0	0

## PAT PEAKE

F

#14

Capitals' 1st choice (14th overall) in the 1991 Entry Draft. Retired, Sept. 1, 1998.

YEAR	GP	G	A	PTS	PIM	+/-	PP	SH	GW
93-94	49	11	18	29	39	1	3	0	1
94-95	18	0	4	4	12	-6	0	0	0
95-96	62	17	19	36	46	7	8	0	3
96-97	4	0	0	0	4	1	0	0	0
97-98	1	0	0	0	4	0	0	0	0
TOTAL	134	28	41	69	105	3	11	0	4
NHL TOTAL	134	28	41	69	105	3	11	0	4

## ROB PEARSON

F

#25

Acquired from Toronto with Toronto's 1st choice (Nolan Baumgartner) in the 1994 Entry Draft for Mike Ridley and Washington's 1st choice (Eric Fichaud) in the 1994 Entry Draft, June 28, 1994.

YEAR	GP	G	A	PTS	PIM	+/-	PP	SH	GW
94-95	32	0	6	6	96	-6	0	0	0
NHL TOTAL	269	56	54	110	645	-31	16	0	8

## STEPHEN PEAT

F

#51

Acquired from Anaheim in exchange for Washington's 4th choice in the 2000 Entry Draft (Michel Ouellet), June 1, 2000. Traded to Carolina for Colin Forbes, Dec. 28, 2005.

YEAR	GP	G	A	PTS	PIM	+/-	PP	SH	GW
01-02	38	2	2	4	85	-1	0	0	0
02-03	27	1	0	1	57	-3	0	0	0
03-04	64	5	0	5	90	-10	0	0	0
05-06	1	0	0	0	2	-2	0	0	0
TOTAL	130	8	2	10	234	-16	0	0	0
NHL TOTAL	130	8	2	10	234	-16	0	0	0

## ANDRE PELOFFY

F

#26

Purchased from the NY Rangers, July 29, 1974. Contract expired April 1977.

YEAR	GP	G	A	PTS	PIM	+/-	PP	SH	GW
74-75	9	0	0	0	0	-8	0	0	0
NHL TOTAL	9	0	0	0	0	-8	0	0	0

## MATHIEU PERREAULT

F

#85

Capitals' 10th choice (177th overall) in the 2006 Entry Draft.

YEAR	GP	G	A	PTS	PIM	+/-	PP	SH	GW
09-10	21	4	5	9	6	4	1	0	0
10-11	35	7	7	14	20	-3	1	0	1
NHL TOTAL	56	11	12	23	26	1	2	0	1

## JORGEN PETTERSSON

F

#12

Acquired from Hartford for Doug Jarvis, Dec. 8, 1985. Released from contract, Oct. 23, 1986.

YEAR	GP	G	A	PTS	PIM	+/-	PP	SH	GW
85-86	47	8	16	24	10	-4	2	0	3
NHL TOTAL	435	174	192	366	117	-14	42	3	24

## MATT PETTINGER

F

#28, 18

Capitals' 2nd choice (43rd overall) in the 2000 Entry Draft. Traded to Vancouver for Matt Cooke, Feb. 26, 2008.

YEAR	GP	G	A	PTS	PIM	+/-	PP	SH	GW
00-01	10	0	0	0	2	-1	0	0	0
01-02	61	7	3	10	44	-8	1	0	1
02-03	1	0	0	0	0	E	0	0	0
03-04	71	7	5	12	37	-9	1	0	1
05-06	71	20	18	38	39	-2	4	5	2
06-07	64	16	16	32	22	-13	4	3	2
07-08	56	2	5	7	25	-11	1	0	1
TOTAL	334	52	47	99	169	-44	11	8	7
NHL TOTAL	422	65	58	123	210	-55	13	8	10

## ROBERT PICARD

D

#24

Capitals' 1st choice (3rd overall) in the 1977 Amateur Draft. Traded to Toronto with Tim Coulis and Washington's 2nd choice (Bob McGill) in the 1980 Entry Draft for Mike Palmateer and Toronto's 3rd choice (Torrie Robertson), June 11, 1980.

YEAR	GP	G	A	PTS	PIM	+/-	PP	SH	GW
77-78	75	10	27	37	101	-26	2	0	4
78-79	77	21	44	65	85	3	8	0	2
79-80	78	11	43	54	122	-21	5	0	1
TOTAL	230	42	114	156	308	-44	15	0	7
NHL TOTAL	899	104	319	423	1025	-43	26	5	18

## MICHAEL PIVONKA

F

#20

Capitals' 3rd choice (59th overall) in the 1984 Entry Draft.

YEAR	GP	G	A	PTS	PIM	+/-	PP	SH	GW
86-87	73	18	25	43	41	-19	4	0	2
87-88	71	11	23	34	28	1	3	0	0
88-89	52	8	19	27	30	9	1	0	1
89-90	77	25	39	64	54	-7	10	3	0
90-91	79	20	50	70	34	3	6	0	4
91-92	80	23	57	80	47	10	7	4	2
92-93	69	21	53	74	66	14	6	1	5
93-94	82	14	36	50	38	2	5	0	4
94-95	46	10	23	33	50	3	4	2	2
95-96	73	16	65	81	36	18	6	2	5
96-97	54	7	16	23	22	-15	2	0	1
97-98	33	3	6	9	20	5	0	0	1
98-99	36	5	6	11	12	-6	2	0	0
TOTAL	825	181	418	599	478	18	56	12	27
NHL TOTAL	825	181	418	599	478	18	56	12	27

## HARVIE POCZA

F

#18, 27

Capitals' 3rd choice (67th overall) in the 1979 Entry Draft. Became a free agent, June 1, 1983.

YEAR	GP	G	A	PTS	PIM	+/-	PP	SH	GW
79-80	1	0	0	0	0	E	0	0	0
81-82	2	0	0	0	2	-2	0	0	0
TOTAL	3	0	0	0	2	-2	0	0	0
NHL TOTAL	3	0	0	0	2	-2	0	0	0

## ANDREJ PODKONICKY

F

#65

Signed as a free agent, July 14, 2003. Became a free agent, July 1, 2004.

YEAR	GP	G	A	PTS	PIM	+/-	PP	SH	GW
03-04	2	0	0	0	0	-1	0	0	0
NHL TOTAL	8	1	0	1	2	-1	0	0	0

## GREG POLIS

F

#18

Acquired on waivers from NY Rangers, Jan. 15, 1979. Contract bought out, Oct. 15, 1980.

YEAR	GP	G	A	PTS	PIM	+/-	PP	SH	GW
78-79	19	12	6	18	6	3	6	0	1
79-80	28	1	5	6	19	-6	0	0	0
TOTAL	47	13	11	24	25	-3	6	0	1
NHL TOTAL	615	174	169	343	391	-77	42	4	14



# All-Time Player Register

## BRIAN POTHIER

**D**

**#2**

Signed as a free agent, July 1, 2006. Traded to Carolina with Oskar Osala and a second-round choice in the 2011 Entry Draft for Joe Corvo, March 3, 2010.

YEAR	GP	G	A	PTS	PIM	+/-	PP	SH	GW
06-07	72	3	25	28	44	-11	2	0	0
07-08	38	5	9	14	20	5	1	0	1
08-09	9	1	2	3	4	E	0	0	1
09-10	41	4	7	11	21	12	1	0	0
TOTAL	160	13	43	56	89	6	4	0	2
NHL TOTAL	362	26	92	118	202	29	9	0	7

## TOM POTI

**D**

**#3**

Signed as a free agent, July 1, 2007.

YEAR	GP	G	A	PTS	PIM	+/-	PP	SH	GW
07-08	71	2	27	29	46	9	0	0	0
08-09	52	3	10	13	28	3	0	0	1
09-10	70	4	20	24	42	26	2	0	0
10-11	21	2	5	7	8	-4	0	0	0
TOTAL	144	7	42	49	82	8	0	0	1
NHL TOTAL	808	69	256	325	584	46	29	1	19

## DAVE POULIN

**F**

**#9**

Signed as a free agent, Aug. 3, 1993. Retired following 1994-95 season.

YEAR	GP	G	A	PTS	PIM	+/-	PP	SH	GW
93-94	63	6	19	25	52	-1	0	1	0
94-95	29	4	5	9	10	2	0	2	0
TOTAL	92	10	24	34	62	1	0	3	0
NHL TOTAL	724	205	325	530	482	212	12	39	28

## JEAN PRONOVOST

**F**

**#22**

Acquired from Calgary for future considerations, July 1, 1980. Retired following 1981-82 season.

YEAR	GP	G	A	PTS	PIM	+/-	PP	SH	GW
80-81	80	22	36	58	61	-9	6	1	4
81-82	10	1	2	3	4	-7	0	0	0
TOTAL	90	23	38	61	65	-16	6	1	4
NHL TOTAL	998	391	383	774	413	49	85	17	57

## JOHN PURVES

**F**

**#37**

Capitals' 6th choice (103rd overall) in the 1986 Entry Draft. Became a free agent, July 1, 1992.

YEAR	GP	G	A	PTS	PIM	+/-	PP	SH	GW
90-91	7	1	0	1	0	-3	0	0	1
NHL TOTAL	7	1	0	1	0	-3	0	0	1

## NELSON PYATT

**F**

**#26**

Acquired Feb. 28, 1975, from Detroit for the Capitals' 3rd choice (Allen Cameron) in the 1975 Amateur Draft. Became a free agent and was traded to Colorado for the rights to free agent Guy Charron, Sept. 1, 1976.

YEAR	GP	G	A	PTS	PIM	+/-	PP	SH	GW
74-75	16	6	4	10	21	-14	0	0	1
75-76	77	26	23	49	14	-56	5	0	0
TOTAL	93	32	27	59	35	-70	5	0	1
NHL TOTAL	296	71	63	134	69	-136	8	0	5

## JOEL QUENNEVILLE

**D**

**#2**

Acquired from Hartford for future considerations, Oct. 3, 1990. Released from contract, June 17, 1991.

YEAR	GP	G	A	PTS	PIM	+/-	PP	SH	GW
90-91	9	1	0	1	0	-8	0	0	0
NHL TOTAL	803	54	136	190	705	-89	6	4	6

## ERROL RAUSSE

**F**

**#6, 14, 12**

Capitals' 2nd choice (24th overall) in the 1979 Entry Draft. Became a free agent, June 1, 1983.

YEAR	GP	G	A	PTS	PIM	+/-	PP	SH	GW
79-80	24	6	2	8	0	4	0	0	0
80-81	5	1	1	2	0	1	0	0	0
81-82	2	0	0	0	0	-2	0	0	0
TOTAL	31	7	3	10	0	3	0	0	0
NHL TOTAL	31	7	3	10	0	3	0	0	0

## JOE REEKIE

**D**

**#29**

Acquired from Tampa Bay for Enrico Ciccone, the Capitals' third-round choice in the 1994 Entry Draft and the return of a previously acquired conditional pick, March 21, 1994. Traded to Chicago for future considerations (4th choice in 2002 Entry Draft, Pert Dvorak), Jan. 17, 2002.

YEAR	GP	G	A	PTS	PIM	+/-	PP	SH	GW
93-94	12	0	5	5	29	7	0	0	0
94-95	48	1	6	7	97	10	0	0	0
95-96	78	3	7	10	149	7	0	0	0
96-97	65	1	8	9	107	8	0	0	0
97-98	68	2	8	10	70	15	0	0	1
98-99	73	0	10	10	68	11	0	0	0
99-00	59	0	7	7	50	21	0	0	0
00-01	74	2	9	11	77	14	0	0	1
01-02	38	2	4	6	41	-7	0	0	0
TOTAL	485	11	64	75	688	86	0	0	2
NHL TOTAL	902	25	139	164	1326	150	1	0	5

## PAT RIBBLE

**D**

**#2**

Acquired from Toronto for Mike Kaszycki, Feb. 14, 1980. Traded to Calgary with future considerations for Bobby Gould and Randy Holt, Nov. 25, 1981.

YEAR	GP	G	A	PTS	PIM	+/-	PP	SH	GW
79-80	19	1	5	6	30	2	0	0	0
80-81	67	3	15	18	103	-13	3	0	1
81-82	12	1	2	3	14	-4	0	0	0
TOTAL	98	5	22	27	147	-15	3	0	1
NHL TOTAL	349	19	60	79	365	-14	4	0	2

## MIKE RICHARD

**F**

**#14, 34**

Signed as a free agent, Oct. 9, 1987. Signed to play in Switzerland following the 1989-90 season.

YEAR	GP	G	A	PTS	PIM	+/-	PP	SH	GW
87-88	4	0	0	0	0	-1	0	0	0
89-90	3	0	2	2	2	E	0	0	0
TOTAL	7	0	2	2	2	-1	0	0	0
NHL TOTAL	7	0	2	2	0	-1	0	0	0

## MIKE RIDLEY

**F**

**#17**

Acquired from NY Rangers with Bob Crawford and Kelly Miller for Bob Carpenter and Capitals' 2nd choice (Jason Prosofsky) in the 1989 Entry Draft, Jan. 1, 1987. Traded to Toronto with Capitals' 1st choice (Eric Fichaud) in the 1994 Entry Draft (acquired from St. Louis as compensation for Scott Stevens) for Rob Pearson and Toronto's 1st choice (Nolan Baumgartner) in the 1994 Entry Draft, June 28, 1994.

YEAR	GP	G	A	PTS	PIM	+/-	PP	SH	GW
86-87	40	15	19	34	20	-1	6	0	3
87-88	70	28	31	59	22	1	12	0	3
88-89	80	41	48	89	49	17	16	0	9
89-90	74	30	43	73	27	E	8	3	3
90-91	79	23	48	71	26	9	6	5	4
91-92	80	29	40	69	38	3	5	5	3
92-93	84	26	56	82	44	5	6	2	3
93-94	81	26	44	70	24	15	10	2	4
TOTAL	588	218	329	547	250	49	69	17	32
NHL TOTAL	866	292	466	758	424	37	87	19	46

## BILL RILEY

**F**

**#18, 8, 12**

Put on negotiation list, Dec. 20, 1974. Signed to NHL contract from Dayton (IHL), Jan. 18, 1977. Claimed by Winnipeg in 1979 Expansion Draft, June 13, 1979.

YEAR	GP	G	A	PTS	PIM	+/-	PP	SH	GW
74-75	1	0	0	0	0	-1	0	0	0
76-77	43	13	14	27	124	4	5	0	2
77-78	57	13	12	25	125	-15	5	0	0
78-79	24	2	2	4	64	-6	0	0	0
TOTAL	125	28	28	56	313	-18	10	0	2
NHL TOTAL	139	31	30	61	320	-18	12	0	3

## GARY RISSLING

**F**

**#23, 12, 20**

Signed as a free agent from Port Huron (IHL), Dec. 4, 1978. Traded to Pittsburgh on Jan. 2, 1981, for the Penguins' 5th choice (Peter Sidorkiewicz) in the 1981 Entry Draft.

YEAR	GP	G	A	PTS	PIM	+/-	PP	SH	GW
78-79	26	3	3	6	127	-5	1	0	1
79-80	11	0	1	1	49	-6	0	0	0
TOTAL	37	3	4	7	176	-11	1	0	1
NHL TOTAL	221	23	30	53	1008	-49	2	0	2



# All-Time Player Register

**TORRIE ROBERTSON****F****#25, 32, 33**

Capitals' 3rd choice (55th overall) in the 1980 Entry Draft. Traded to Hartford for Greg Adams, Oct. 3, 1983.

YEAR	GP	G	A	PTS	PIM	+/-	PP	SH	GW
80-81	3	0	0	0	0	-2	0	0	0
81-82	54	8	13	21	204	-1	3	0	0
82-83	5	2	0	2	4	-2	0	0	0
TOTAL	62	10	13	23	208	-5	3	0	0
NHL TOTAL	442	49	99	148	1751	-50	7	0	8

**LOUIS ROBITAILLE****F****#41**

Signed as a free agent, Aug. 24, 2004. Became a free agent, July 1, 2007.

YEAR	GP	G	A	PTS	PIM	+/-	PP	SH	GW
05-06	2	0	0	0	5	-1	0	0	0
NHL TOTAL	2	0	0	0	5	-1	0	0	0

**TODD ROHLOFF****D****#38**

Signed as a free agent, July 21, 2000. Became a free agent, July 1, 2003. Claimed off waivers from Columbus, Jan. 9, 2004. Became a free agent, July 1, 2004.

YEAR	GP	G	A	PTS	PIM	+/-	PP	SH	GW
01-02	16	0	1	1	14	-2	0	0	0
03-04	35	0	3	3	18	-5	0	0	0
TOTAL	51	0	4	4	32	-7	0	0	0
NHL TOTAL	75	0	6	6	40	-19	0	0	0

**BOB ROUSE****D****#8**

Acquired from Minnesota with Dino Ciccarelli for Mike Gartner and Larry Murphy, March 7, 1989. Traded to Toronto with Peter Zezel for Al Iafrate, Jan. 16, 1991.

YEAR	GP	G	A	PTS	PIM	+/-	PP	SH	GW
88-89	13	0	2	2	36	2	0	0	0
89-90	70	4	16	20	123	-2	0	0	2
90-91	47	5	15	20	65	-7	1	0	0
TOTAL	130	9	33	42	224	-7	1	0	2
NHL TOTAL	1061	37	181	218	1559	-36	4	4	6

**TOM ROWE****F****#24, 17**

Capitals' 3rd choice (37th overall) in the 1976 Amateur Draft. Traded Jan. 17, 1980, to Hartford for Alan Hangsleben. Signed as a free agent, Jan. 31, 1982. Became a free agent and signed with Detroit, Aug. 9, 1982.

YEAR	GP	G	A	PTS	PIM	+/-	PP	SH	GW
76-77	12	1	2	3	2	-6	0	0	0
77-78	63	13	8	21	82	-18	1	0	0
78-79	69	31	30	61	137	-6	4	0	4
79-80	41	10	17	27	76	-9	4	0	2
81-82	6	1	1	2	18	E	0	0	0
TOTAL	191	56	58	114	315	-39	9	0	6
NHL TOTAL	357	85	100	185	615	-80	12	1	9

**KEN SABOURIN****D****#8, 2**

Acquired from Calgary for Paul Fenton, Jan. 24, 1991. Traded to Calgary for future considerations, Dec. 16, 1992.

YEAR	GP	G	A	PTS	PIM	+/-	PP	SH	GW
90-91	28	1	4	5	81	6	0	0	0
91-92	19	0	0	0	48	-5	0	0	0
TOTAL	47	1	4	5	129	1	0	0	0
NHL TOTAL	74	2	8	10	201	14	0	0	0

**JOE SACCO****F****#14**

Signed as a free agent, July 27, 1999. Became a free agent, July 2002.

YEAR	GP	G	A	PTS	PIM	+/-	PP	SH	GW
99-00	79	7	16	23	50	7	0	0	1
00-01	69	7	7	14	48	4	0	0	0
01-02	65	0	7	7	51	-13	0	0	0
TOTAL	213	14	30	44	149	-2	0	0	1
NHL TOTAL	738	94	119	213	421	-44	7	7	13

**GARY SAMPSON****F****#20, 12, 28**

Signed as a free agent from US Olympic Team, Feb. 21, 1984. Became a free agent, June 1987.

YEAR	GP	G	A	PTS	PIM	+/-	PP	SH	GW
83-84	15	1	1	2	6	1	0	0	0
84-85	46	10	15	25	13	20	0	1	0
85-86	19	1	4	5	2	-3	0	0	1
86-87	25	1	2	3	4	-9	0	0	0
TOTAL	105	13	22	35	25	9	0	1	1
NHL TOTAL	105	13	22	35	25	9	0	1	1

**REGGIE SAVAGE****F****#38, 15**

Capitals' 1st choice (15th overall) in the 1988 Entry Draft. Traded to Quebec with Paul MacDermid for Mike Hough, June 20, 1993.

YEAR	GP	G	A	PTS	PIM	+/-	PP	SH	GW
90-91	1	0	0	0	0	-1	0	0	0
92-93	16	2	3	5	12	-4	2	0	0
TOTAL	17	2	3	5	12	-5	2	0	0
NHL TOTAL	34	5	7	12	28	-2	3	0	0

**PETER SCAMURRA****D****#6, 29, 3**

Capitals' 2nd choice (19th overall) in the 1975 Amateur Draft. Contract bought out, Sept. 15, 1980.

YEAR	GP	G	A	PTS	PIM	+/-	PP	SH	GW
75-76	58	2	13	15	33	-38	1	0	0
76-77	21	0	2	2	8	-6	0	0	0
78-79	30	3	5	8	12	-13	0	1	0
79-80	23	3	5	8	6	-1	1	0	0
TOTAL	132	8	25	33	59	-58	2	1	0
NHL TOTAL	132	8	25	33	59	-58	2	1	0

**BRAD SCHLEGEL****D****#28**

Capitals' 8th choice (144th overall) in the 1988 Entry Draft. Traded to Calgary for Flames' 7th choice (Andrew Brunette) in the 1993 Entry Draft, June 26, 1993.

YEAR	GP	G	A	PTS	PIM	+/-	PP	SH	GW
91-92	15	0	1	1	0	-4	0	0	0
92-93	7	0	1	1	6	1	0	0	0
TOTAL	22	0	2	2	6	-3	0	0	0
NHL TOTAL	48	1	8	9	10	-7	0	0	0

**DWIGHT SCHOFIELD****D****#2**

Claimed from St. Louis in 1985 Waiver Draft, Oct. 7, 1985. Traded to Pittsburgh for cash, Oct. 8, 1986.

YEAR	GP	G	A	PTS	PIM	+/-	PP	SH	GW
85-86	50	1	2	3	127	5	0	0	0
NHL TOTAL	211	8	22	30	631	E	0	0	1

**JEFF SCHULTZ****D****#55**

Washington's 2nd choice (27th overall) in the 2004 Entry Draft.

YEAR	GP	G	A	PTS	PIM	+/-	PP	SH	GW
06-07	38	0	3	3	16	5	0	0	0
07-08	72	5	13	18	28	12	0	0	0
08-09	64	1	11	12	21	13	0	1	0
09-10	73	3	20	23	32	50	0	0	0
10-11	72	1	9	10	12	6	0	0	1
NHL TOTAL	319	10	56	66	109	86	0	1	1

**STEVE SEFTEL****F****#40**

Capitals' 2nd choice (40th overall) in the 1986 Entry Draft.

YEAR	GP	G	A	PTS	PIM	+/-	PP	SH	GW
90-91	4	0	0	0	2	-2	0	0	0
NHL TOTAL	4	0	0	0	2	-2	0	0	0

**ROD SEILING****D****#17**

Claimed off waivers from NY Rangers, Oct. 29, 1974. Traded to Toronto for Tim Eccelstone and Willy Brossart, Nov. 2, 1974.

YEAR	GP	G	A	PTS	PIM	+/-	PP	SH	GW
74-75	1	0	0	0	0	E	0	0	0
NHL TOTAL	979	62	269	331	601	187	5	3	11

**STEVE SELF****F****#19**

Signed to a three-game amateur tryout and released, Oct. 10, 1976.

YEAR	GP	G	A	PTS	PIM	+/-	PP	SH	GW
76-77	3	0	0	0	0	-3	0	0	0
NHL TOTAL	3	0	0	0	0	-3	0	0	0

**ALEXANDER SEMIN****F****#28**

Capitals' 2nd choice (13th overall) in the 2002 Entry Draft.

YEAR	GP	G	A	PTS	PIM	+/-	PP	SH	GW
03-04	52	10	12	22	36	-2	4	0	2
06-07	77	38	35	73	90	-7	17	0	6
07-08	63	26	16	42	54	-18	10	0	2
08-09	62	34	45	79	77	25	8	0	8
09-10	73	40	44	84	66	36	8	2	5
10-11	65	28	26	54	71	22	6	1	4
NHL TOTAL	392	176	178	354	394	56	53	3	27





# All-Time Player Register

## DAVE SHAND

D

#26

Acquired from Toronto for Lee Norwood, Oct. 6, 1983. Released, June 1985.

YEAR	GP	G	A	PTS	PIM	+/-	PP	SH	GW
83-84	72	4	15	19	124	23	0	0	0
84-85	13	1	1	2	34	1	0	0	0
TOTAL	85	5	16	21	158	24	0	0	0
NHL TOTAL	421	19	84	103	544	80	0	1	2

## BRAD SHAW

D

#4

Claimed on waivers from Ottawa, March 10, 1999. Traded to St. Louis with the Capitals' 8th choice in the 1999 Entry Draft (Colin Hemingway) for St. Louis' 6th choice in 1999 (Kyle Clark), March 18, 1999.

YEAR	GP	G	A	PTS	PIM	+/-	PP	SH	GW
98-99	4	0	0	0	4	E	0	0	0
NHL TOTAL	377	22	137	159	208	-93	11	0	1

## NEIL SHEEHY

D

#15

Acquired from Hartford with Mike Millar for Grant Jennings and Ed Kastelic, July 6, 1988. Became a free agent, July 1991.

YEAR	GP	G	A	PTS	PIM	+/-	PP	SH	GW
88-89	72	3	4	7	179	-1	0	0	0
89-90	59	1	5	6	291	8	0	0	0
90-91	INJURED - DNP (REGULAR SEASON)								
TOTAL	131	4	9	13	470	7	0	0	0
NHL TOTAL	379	18	47	65	1311	28	1	0	0

## MIKE SILTALA

F

#12, 15

Capitals' 4th choice (89th overall) in the 1981 Entry Draft. Became a free agent, June 1986.

YEAR	GP	G	A	PTS	PIM	+/-	PP	SH	GW
81-82	3	1	0	1	2	-1	0	0	0
NHL TOTAL	7	1	0	1	8	E	0	0	0

## CHRIS SIMON

F

#17

Acquired from Colorado with Curtis Leschyshyn for Keith Jones and Washington's 1st (Scott Parker) and 4th (later traded back to Washington-Krys Barch) choices in 1998 Entry Draft, Nov. 2, 1996. Traded to Chicago with Andrei Nikolishin for Michael Nylander, Chicago's 3rd choice in the 2003 Entry Draft (Steve Werner) and future considerations, Nov. 1, 2002.

YEAR	GP	G	A	PTS	PIM	+/-	PP	SH	GW
96-97	42	9	13	22	165	-1	3	0	1
97-98	28	7	10	17	38	-1	4	0	1
98-99	23	3	7	10	48	-4	0	0	0
99-00	75	29	20	49	146	11	7	0	5
00-01	60	10	10	20	109	-12	4	0	2
01-02	82	14	17	31	137	-8	1	0	1
02-03	10	0	2	2	23	-3	0	0	0
TOTAL	320	72	79	151	666	-18	19	0	10
NHL TOTAL	782	144	161	305	1824	28	33	0	18

## BOB SIROIS

F

#25

Acquired from Philadelphia for future considerations (John Paddock), Dec. 16, 1975. Released from contract, Nov. 21, 1981.

YEAR	GP	G	A	PTS	PIM	+/-	PP	SH	GW
75-76	43	10	19	29	6	-33	4	0	0
76-77	45	13	22	35	2	1	1	0	1
77-78	72	24	37	61	6	-11	5	0	1
78-79	73	29	25	54	6	-6	9	0	3
79-80	49	15	17	32	18	-5	4	1	2
TOTAL	282	91	120	211	38	-54	23	1	7
NHL TOTAL	286	92	120	212	42	-53	23	1	7

## JOHN SLANEY

D

#28

Capitals' 1st choice (9th overall) in the 1990 Entry Draft. Traded to Colorado for Colorado's 3rd choice in the 1996 Entry Draft (Shawn McNeil), July 12, 1995.

YEAR	GP	G	A	PTS	PIM	+/-	PP	SH	GW
93-94	47	7	9	16	27	3	3	0	1
94-95	16	0	3	3	6	-3	0	0	0
TOTAL	63	7	12	19	33	E	3	0	1
NHL TOTAL	268	22	69	91	99	-26	9	1	4

## TYLER SLOAN

D

#89

Signed as free agent, July 2, 2008. Became a free agent, July 1, 2011.

YEAR	GP	G	A	PTS	PIM	+/-	PP	SH	GW
08-09	26	1	4	5	14	4	0	0	0
09-10	40	2	4	6	22	-1	0	0	0
10-11	33	1	5	6	14	-6	0	0	0
NHL TOTAL	99	4	13	17	50	-3	0	0	0

## DENNIS SMITH

D

#38

Signed as free agent, July 1989. Became a free agent and signed with Los Angeles, July 1990.

YEAR	GP	G	A	PTS	PIM	+/-	PP	SH	GW
89-90	4	0	0	0	0	E	0	0	0
NHL TOTAL	8	0	0	0	4	3	0	0	0

## GORD SMITH

D

#6, 8

Acquired in 1974 Expansion Draft (7th pick) from Los Angeles. Claimed by Winnipeg in 1979 Expansion Draft, June 13, 1979.

YEAR	GP	G	A	PTS	PIM	+/-	PP	SH	GW
74-75	63	3	8	11	56	-56	2	0	0
75-76	25	1	2	3	28	-22	1	0	0
76-77	79	1	12	13	92	-27	1	0	0
77-78	80	4	7	11	78	-20	0	0	1
78-79	39	0	1	1	22	-7	0	0	0
TOTAL	286	9	30	39	276	-132	4	0	1
NHL TOTAL	299	9	30	39	284	-137	4	0	1

## GREG SMITH

D

#19

Acquired from Detroit with John Barrett for Darren Veitch, March 10, 1986. Retired following 1987-88 season.

YEAR	GP	G	A	PTS	PIM	+/-	PP	SH	GW
85-86	14	0	3	3	10	3	0	0	0
86-87	45	0	9	9	31	-6	0	0	0
87-88	54	1	6	7	67	5	0	0	0
TOTAL	113	1	18	19	108	2	0	0	0
NHL TOTAL	829	56	232	288	1110	-120	11	1	7

## RICK SMITH

D

#19

Claimed from Detroit on waivers, Nov. 7, 1980. Retired following 1980-81 season.

YEAR	GP	G	A	PTS	PIM	+/-	PP	SH	GW
80-81	40	5	4	9	36	7	2	0	2
NHL TOTAL	687	52	167	219	560	185	5	0	7

## BRIAN STAPLETON

F

#24

Signed to a three-game amateur tryout and released, October 1975.

YEAR	GP	G	A	PTS	PIM	+/-	PP	SH	GW
75-76	1	0	0	0	0	-2	0	0	0
NHL TOTAL	1	0	0	0	0	-2	0	0	0

## DAVID STECKEL

F

#70, 25, 39

Signed as a free agent, Aug. 25, 2005. Traded to New Jersey for Jason Arnott and a 2012 2nd-round pick, Feb. 28, 2011.

YEAR	GP	G	A	PTS	PIM	+/-	PP	SH	GW
05-06	7	0	0	0	0	1	0	0	0
06-07	5	0	0	0	2	-2	0	0	0
07-08	67	5	7	12	34	1	0	0	1
08-09	76	8	11	19	34	2	0	2	1
09-10	79	5	11	16	19	4	1	0	1
10-11	57	5	6	11	24	-3	0	1	1
TOTAL	291	23	35	58	113	3	1	3	4
NHL TOTAL	309	24	35	59	115	3	1	3	4

## SCOTT STEVENS

D

#3

Capitals' 1st choice (5th overall) in the 1982 Entry Draft. Signed as a free agent by St. Louis, July 16, 1990. The Capitals gained five first-round draft picks as compensation from St. Louis: 1991-Trevor Halverson; 1992-Sergei Gonchar; 1993-Brendan Witt; 1994-traded to Toronto (Eric Fichaud); 1995-Miika Elomo.

YEAR	GP	G	A	PTS	PIM	+/-	PP	SH	GW
82-83	77	9	16	25	195	14	0	0	0
83-84	78	13	32	45	201	26	7	0	2
84-85	80	21	44	65	221	19	16	0	5
85-86	73	15	38	53	165	E	3	0	2
86-87	77	10	51	61	283	13	2	0	0
87-88	80	12	60	72	184	14	5	1	2
88-89	80	7	61	68	225	1	6	0	3
89-90	56	11	29	40	154	1	7	0	0
TOTAL	601	98	331	429	1628	88	46	1	14
NHL TOTAL	1635	196	712	908	2785	393	75	5	34



# All-Time Player Register

## BLAIR STEWART

F

#23, 14

Acquired from Detroit for Mike Bloom, March 9, 1975. Claimed by Quebec in the 1979 Expansion Draft, June 13, 1979.

YEAR	GP	G	A	PTS	PIM	+/-	PP	SH	GW
74-75	2	1	0	1	2	-2	0	0	0
75-76	74	13	14	27	113	-53	0	0	0
76-77	34	5	2	7	85	-6	0	0	0
77-78	8	0	1	1	9	-3	0	0	0
78-79	45	7	12	19	48	1	0	0	0
TOTAL	183	26	29	55	257	-63	0	0	0
NHL TOTAL	229	34	44	78	326	-72	0	1	2

## ROLAND STOLTZ

F

#18

Signed as a free agent, June 5, 1981. Released Nov. 16, 1981.

YEAR	GP	G	A	PTS	PIM	+/-	PP	SH	GW
81-82	14	2	2	4	14	-3	0	0	0
NHL TOTAL	14	2	2	4	14	-3	0	0	0

## GARRET STROSHEIN

F

#56

Signed as a free agent, July 14, 2003. Became a free agent, July 1, 2004.

YEAR	GP	G	A	PTS	PIM	+/-	PP	SH	GW
03-04	3	0	0	0	14	-1	0	0	0
NHL TOTAL	3	0	0	0	14	-1	0	0	0

## MARCO STRUM

F

#18

Claimed off waivers from Los Angeles, Feb. 26, 2011. Became a free agent, July 1, 2011.

YEAR	GP	G	A	PTS	PIM	+/-	PP	SH	GW
10-11	18	1	6	7	6	E	0	0	1
NHL TOTAL	890	239	243	482	421	72	66	18	42

## PETER SUNDSTROM

F

#12

Acquired from NY Rangers in exchange for Washington's 5th pick (Martin Bergeron) in the 1988 Entry Draft, Aug. 27, 1987. Traded to New Jersey for the Devils' 10th choice in the 1991 Entry Draft (Rob Leask), June 19, 1989.

YEAR	GP	G	A	PTS	PIM	+/-	PP	SH	GW
87-88	76	8	17	25	34	-2	0	1	1
88-89	35	4	2	6	12	-5	0	0	0
TOTAL	111	12	19	31	46	-7	0	1	1
NHL TOTAL	338	61	83	144	120	-22	0	5	8

## BRIAN SUTHERBY

F

#46, 16

Capitals' 1st choice (26th overall) in the 2000 Entry Draft. Traded to Anaheim for Anaheim's 2nd choice (later traded to Montreal) in the 2009 Entry Draft, Nov. 19, 2007.

YEAR	GP	G	A	PTS	PIM	+/-	PP	SH	GW
01-02	7	0	0	0	2	-3	0	0	0
02-03	72	2	9	11	93	7	0	0	0
03-04	30	2	0	2	28	-5	0	0	0
05-06	76	14	16	30	73	-17	0	2	0
06-07	69	7	10	17	78	-9	1	0	0
07-08	5	1	0	1	7	-2	0	0	0
TOTAL	183	26	35	61	281	-29	1	2	0
NHL TOTAL	460	41	49	90	533	-32	1	3	0

## JAROSLAV SVEJKOVSKY

F

#34

Capitals' 2nd choice (17th overall) in the 1996 Entry Draft. Traded to Tampa Bay for Tampa Bay's 7th choice in the 2000 Entry Draft (later traded to Los Angeles-Evgeny Federov) and Tampa Bay's 3rd choice in 2001 Entry Draft (later traded to Toronto-Brendan Bell), Jan. 17, 2000.

YEAR	GP	G	A	PTS	PIM	+/-	PP	SH	GW
96-97	19	7	3	10	4	-1	2	0	1
97-98	17	4	1	5	10	-5	2	0	1
98-99	25	6	8	14	12	-2	4	0	2
99-00	23	1	2	3	2	-7	1	0	0
TOTAL	84	18	14	32	28	-15	9	0	4
NHL TOTAL	113	23	19	42	56	-22	9	0	4

## LEIF SVENSSON

D

#4

Signed as a free agent, June 10, 1978. Contract bought out, Oct. 9, 1980.

YEAR	GP	G	A	PTS	PIM	+/-	PP	SH	GW
78-79	74	2	29	31	28	-3	0	0	0
79-80	47	4	11	15	21	-10	0	0	0
NHL TOTAL	121	6	40	46	49	-13	0	0	0

## PETR SYKORA

F

#20

Acquired from Nashville for the Capitals' 3rd choice in the 2003 Entry Draft (Paul Brown), June 22, 2002. Assigned to Pardubice (Czech Republic), Nov. 7, 2005.

YEAR	GP	G	A	PTS	PIM	+/-	PP	SH	GW
05-06	10	2	2	4	6	E	0	0	0
NHL TOTAL	12	2	2	4	6	-1	0	0	0

## MIKHAIL TATARINOV

D

#3

Capitals' 10th choice (225th overall) in the 1984 Entry Draft. Traded to Quebec for Toronto's 2nd choice in the 1991 Entry Draft (Eric Lavigne), June 22, 1991.

YEAR	GP	G	A	PTS	PIM	+/-	PP	SH	GW
90-91	65	8	15	23	82	-4	3	1	1
NHL TOTAL	161	21	48	69	184	10	9	1	2

## MARK TAYLOR

F

#28, 21

Acquired from Pittsburgh for Jim McGeough, March 12, 1985. Became a free agent, June 1987.

YEAR	GP	G	A	PTS	PIM	+/-	PP	SH	GW
84-85	9	1	1	2	2	-1	0	0	0
85-86	30	2	1	3	4	-4	0	0	0
TOTAL	39	3	2	5	6	-5	0	0	0
NHL TOTAL	209	42	68	110	73	-8	9	3	5

## JOEY TENUTE

F

#13

Signed as a free agent, Nov. 21, 2005. Became a free agent, July 1, 2007.

YEAR	GP	G	A	PTS	PIM	+/-	PP	SH	GW
05-06	1	0	0	0	0	E	0	0	0
NHL TOTAL	1	0	0	0	0	E	0	0	0

## ALEXEI TEZIKOV

D

#4

Acquired from Buffalo for Joe Juneau and the Capitals' 3rd choice in the 1999 Entry Draft (Tim Preston), March 23, 1999. Traded to Anaheim with the Capitals' 4th choice in the 2001 Entry Draft (Brandon Rogers) for Jason Marshall, March 13, 2001.

YEAR	GP	G	A	PTS	PIM	+/-	PP	SH	GW
98-99	5	0	0	0	0	-1	0	0	0
99-00	23	1	1	2	2	-2	1	0	1
TOTAL	28	1	1	2	2	-3	1	0	1
NHL TOTAL	30	1	1	2	2	-1	1	0	1

## GREG THEBERGE

D

#2, 8, 20

Capitals' 5th choice (109th overall) in the 1979 Entry Draft. Released from contract, June 1, 1984.

YEAR	GP	G	A	PTS	PIM	+/-	PP	SH	GW
79-80	12	0	1	1	0	-3	0	0	0
80-81	1	1	0	1	0	-2	0	0	0
81-82	57	5	32	37	49	-8	2	0	0
82-83	70	8	28	36	20	-3	7	0	1
83-84	13	1	2	3	4	-4	1	0	0
TOTAL	153	15	63	78	73	-20	10	0	1
NHL TOTAL	153	15	63	78	73	-20	10	0	1

## JIM THOMSON

F

#37, 29

Capitals' 8th choice (185th overall) in the 1984 Entry Draft. Traded to Hartford for Scot Kleinendorst, March 6, 1989.

YEAR	GP	G	A	PTS	PIM	+/-	PP	SH	GW
86-87	10	0	0	0	35	-2	0	0	0
88-89	14	2	0	2	53	-3	0	0	0
TOTAL	24	2	0	2	88	-5	0	0	0
NHL TOTAL	115	4	3	7	416	-24	0	0	1

## ESA TIKKANEN

F

#11

Acquired from Florida in exchange for Dwayne Hay and future considerations, March 9, 1998. Became a free agent, July 1, 1998.

YEAR	GP	G	A	PTS	PIM	+/-	PP	SH	GW
97-98	20	2	10	12	2	-4	1	0	2
NHL TOTAL	877	244	386	630	1077	81	59	29	41

## MARK TINORDI

D

#24

Acquired from Dallas with Rick Mrozik in exchange for Kevin Hatcher, Jan. 18, 1995. Selected by the Atlanta Thrashers in the 1999 Expansion Draft.

YEAR	GP	G	A	PTS	PIM	+/-	PP	SH	GW
94-95	42	3	9	12	71	-5	2	0	1
95-96	71	3	10	13	113	26	2	0	0
96-97	56	2	6	8	118	3	0	0	0
97-98	47	8	9	17	39	9	0	1	0
98-99	48	0	6	6	108	-6	0	0	0
TOTAL	264	16	40	56	449	33	4	1	1
NHL TOTAL	663	52	148	200	1514	6	18	1	5

## DAVE TIPPETT

F

#14

Acquired from Hartford for future considerations and Capitals' 6th choice in 1992 Entry Draft (Jarrett Reid). Became a free agent, June 1, 1992.

YEAR	GP	G	A	PTS	PIM	+/-	PP	SH	GW
90-91	61	6	9	15	24	-13	0	0	2
91-92	30	2	10	12	16	2	0	0	0
TOTAL	91	8	19	27	40	-11	0	0	2
NHL TOTAL	721	93	169	267	317	-52	2	14	13



# All-Time Player Register

## RICK TOCCHET

F

#92

Acquired from Boston with Adam Oates and Bill Ranford for Jim Carey, Anson Carter, Jason Allison and a Washington's 3rd choice in the 1997 Entry Draft (Lee Goren), March 1, 1997. Became a free agent, July 1, 1997.

YEAR	GP	G	A	PTS	PIM	+/-	PP	SH	GW
96-97	13	5	5	10	31	E	1	0	1
NHL TOTAL	1144	440	512	952	2972	82	130	13	50

## JEFF TOMS

F

#21

Claimed off waivers from Tampa Bay, Nov. 19, 1997. Became a free agent, July 1, 2000.

YEAR	GP	G	A	PTS	PIM	+/-	PP	SH	GW
97-98	33	3	4	7	8	-11	0	0	1
98-99	21	1	5	6	2	E	0	0	0
99-00	20	1	2	3	4	-1	0	0	1
TOTAL	74	5	11	16	14	-12	0	0	2
NHL TOTAL	236	22	33	55	59	-33	2	0	4

## TIM TOOKEY

F

#18, 8

Capitals' 4th choice (88th overall) in the 1979 Entry Draft. Traded to Quebec for Lee Norwood, Feb. 1, 1982.

YEAR	GP	G	A	PTS	PIM	+/-	PP	SH	GW
80-81	29	10	13	23	18	-6	6	0	1
81-82	28	8	8	16	35	-9	5	0	0
TOTAL	57	18	21	39	53	-15	11	0	1
NHL TOTAL	106	22	36	58	71	-20	11	0	1

## BRENT TREMBLAY

D

#11, 22

Capitals' 8th choice (127th overall) in 1977 Amateur Draft. Contract bought out, Sept. 15, 1980.

YEAR	GP	G	A	PTS	PIM	+/-	PP	SH	GW
78-79	1	0	0	0	0	E	0	0	0
79-80	9	1	0	1	6	1	0	0	0
TOTAL	10	1	0	1	6	1	0	0	0
NHL TOTAL	10	1	0	1	6	1	0	0	0

## JOHN TUCKER

F

#12

Acquired from Buffalo for future considerations, Jan. 4, 1990. Traded to Buffalo for cash, July 3, 1990.

YEAR	GP	G	A	PTS	PIM	+/-	PP	SH	GW
89-90	38	9	19	28	10	11	1	0	1
NHL TOTAL	656	177	259	436	285	-10	49	2	18

## ALFIE TURCOTTE

F

#39, 37, 36

Acquired from Boston for Mike Millar, Oct. 2, 1989. Signed to play in Austria, May 1991.

YEAR	GP	G	A	PTS	PIM	+/-	PP	SH	GW
89-90	4	0	2	2	0	E	0	0	0
90-91	6	1	1	2	0	-1	0	0	1
TOTAL	10	1	3	4	0	-1	0	0	1
NHL TOTAL	112	17	29	46	49	-21	8	0	2

## BRIAN TUTT

D

#37

Signed as a free agent, July 1989. Signed to play in Norway, July 1990.

YEAR	GP	G	A	PTS	PIM	+/-	PP	SH	GW
89-90	7	1	0	1	2	-4	0	0	0
NHL TOTAL	7	1	0	1	2	-4	0	0	0

## ROMAN TVRDON

F

#64

Capitals' 6th choice (132nd overall) in the 1999 Entry Draft. Became a free agent, July 1, 2004.

YEAR	GP	G	A	PTS	PIM	+/-	PP	SH	GW
03-04	9	0	1	1	2	-3	0	0	0
NHL TOTAL	9	0	1	1	2	-3	0	0	0

## IGOR ULANOV

D

#44

Acquired from Winnipeg with Mike Eagles for the Capitals' 3rd (later traded to Dallas-Sergei Gusev) and 5th (Brian Elder) choices in the 1995 Entry Draft, April 7, 1995.

YEAR	GP	G	A	PTS	PIM	+/-	PP	SH	GW
94-95	3	0	1	1	2	3	0	0	0
NHL TOTAL	739	27	135	162	1151	13	4	0	4

## STEFAN USTORF

F

#16

Capitals' 3rd choice (53rd overall) in 1992 Entry Draft. Became a free agent, July 1, 2001.

YEAR	GP	G	A	PTS	PIM	+/-	PP	SH	GW
95-96	48	7	10	17	14	8	0	0	1
96-97	6	0	0	0	2	-3	0	0	0
TOTAL	54	7	10	17	16	5	0	0	1
NHL TOTAL	54	7	10	17	16	5	0	0	1

## CHRIS VALENTINE

F

#28

Capitals' 10th choice (194th overall) in the 1981 Entry Draft. Released from contract, June 1, 1984.

YEAR	GP	G	A	PTS	PIM	+/-	PP	SH	GW
81-82	60	30	37	67	92	-15	18	0	5
82-83	23	7	10	17	14	-2	1	0	1
83-84	22	6	5	11	21	-8	2	0	1
TOTAL	105	43	52	95	127	-25	21	0	7
NHL TOTAL	105	43	52	95	127	-25	21	0	7

## DARREN VEITCH

D

#6

Capitals' 1st choice (5th overall) in the 1980 Entry Draft. Traded to Detroit for John Barrett and Greg Smith, March 10, 1986.

YEAR	GP	G	A	PTS	PIM	+/-	PP	SH	GW
80-81	59	4	21	25	46	-12	1	0	1
81-82	67	9	44	53	54	-17	5	0	1
82-83	10	0	8	8	0	-1	0	0	0
83-84	46	6	18	24	17	E	4	0	0
84-85	75	3	18	21	37	31	2	0	0
85-86	62	3	9	12	27	21	0	0	0
TOTAL	319	25	118	143	181	22	12	0	2
NHL TOTAL	511	48	209	257	296	17	24	1	5

## DARCY VEROT

F

#76

Signed as a free agent, Aug. 21, 2003. Became a free agent, July 1, 2004.

YEAR	GP	G	A	PTS	PIM	+/-	PP	SH	GW
03-04	37	0	2	2	135	-6	0	0	0
NHL TOTAL	37	0	2	2	135	-6	0	0	0

## DENNIS VERVERGAERT

F

#23

Signed as a free agent from Philadelphia, Sept. 12, 1980. Sent to Fredericton (AHL), Oct. 6, 1981.

YEAR	GP	G	A	PTS	PIM	+/-	PP	SH	GW
80-81	79	14	27	41	40	-5	2	0	2
NHL TOTAL	583	176	216	392	247	-71	42	1	22

## ALEXANDER VOLCHKOV

F

#39

Capitals' 1st choice (4th overall) in the 1996 Entry Draft. Traded to Edmonton for future considerations, Feb. 4, 2000.

YEAR	GP	G	A	PTS	PIM	+/-	PP	SH	GW
99-00	3	0	0	0	0	-2	0	0	0
NHL TOTAL	3	0	0	0	0	-2	0	0	0

## HOWARD WALKER

D

#3, 24

Signed as a free agent from North Dakota (WCHA), June 5, 1980. Traded to Calgary with George White and future considerations for Ken Houston and Pat Riffin, June 7, 1982.

YEAR	GP	G	A	PTS	PIM	+/-	PP	SH	GW
80-81	64	2	11	13	100	9	2	0	0
81-82	16	0	2	2	26	-9	0	0	0
TOTAL	80	2	13	15	126	E	2	0	0
NHL TOTAL	83	2	13	15	133	E	2	0	0

## SCOTT WALKER

F

#24

Acquired from Carolina for a seventh-round choice in the 2010 Entry Draft, March 3, 2010.

YEAR	GP	G	A	PTS	PIM	+/-	PP	SH	GW
09-10	9	2	1	3	9	1	0	0	1
NHL TOTAL	829	151	246	397	1162	-56	39	12	24

## RYAN WALTER

F

#9

Capitals' 1st choice (2nd overall) in 1978 Amateur Draft. Traded to Montreal with Rick Green for Brian Engblom, Doug Jarvis, Rod Langway and Craig Laughlin, Sept. 9, 1982.

YEAR	GP	G	A	PTS	PIM	+/-	PP	SH	GW
78-79	69	28	28	56	70	-1	6	0	1
79-80	80	24	42	66	106	-1	12	1	1
80-81	80	24	44	68	150	-9	4	0	1
81-82	78	38	49	87	142	-3	19	1	3
TOTAL	307	114	163	277	468	-14	41	2	6
NHL TOTAL	1003	264	382	646	946	-3	96	6	23

## BRYAN WATSON

D

#19

Acquired from Detroit for Greg Joly, Nov. 30, 1976. Released Feb. 15, 1979.

YEAR	GP	G	A	PTS	PIM	+/-	PP	SH	GW
76-77	56	1	14	15	91	-5	0	0	0
77-78	79	3	11	14	167	-12	0	1	0
78-79	20	0	1	1	36	-7	0	0	0
TOTAL	155	4	26	30	294	-24	0	1	0
NHL TOTAL	878	17	135	152	2212	-97	1	3	2



# All-Time Player Register

## TONY WHITE

F

#26, 20

Capitals' 10th choice (161st overall) in 1974 Amateur Draft. Became a free agent, June 1, 1978.

YEAR	GP	G	A	PTS	PIM	+/-	PP	SH	GW
74-75	5	0	2	2	0	E	0	0	0
75-76	80	25	17	42	56	-43	7	0	2
76-77	72	12	9	21	44	-15	2	1	3
77-78	1	0	0	0	0	-4	0	0	0
TOTAL	158	37	28	65	100	-62	9	1	5
NHL TOTAL	164	37	28	65	104	-64	9	1	5

## TRENT WHITFIELD

F

#23

Signed as a free agent, Sept. 1, 1998. Claimed off waivers by the NY Rangers, Jan. 16, 2002. Claimed off waivers from the NY Rangers, Feb. 1, 2002. Became a free agent, July 1, 2004.

YEAR	GP	G	A	PTS	PIM	+/-	PP	SH	GW
99-00	Played 3 playoff games (0-0-0)								
00-01	61	2	4	6	35	3	0	0	0
01-02	24	0	1	1	28	-3	0	0	0
02-03	14	1	1	2	6	1	0	0	1
03-04	44	6	5	11	14	-2	0	1	2
TOTAL	143	9	11	20	83	-1	0	1	3
NHL TOTAL	193	11	18	29	104	-3	1	1	3

## DOUG WICKENHEISER

F

#18

Signed as a free agent, Feb. 28, 1989. Released following 1989-90 season.

YEAR	GP	G	A	PTS	PIM	+/-	PP	SH	GW
88-89	16	2	5	7	4	E	1	0	0
89-90	27	1	8	9	20	1	0	0	0
TOTAL	43	3	13	16	24	1	1	0	0
NHL TOTAL	556	111	165	276	286	41	17	6	16

## DENNIS WIDEMAN

D

#6

Acquired from Florida for Jake Hauswirth and a 2011 3rd-round pick, Feb. 28, 2011.

YEAR	GP	G	A	PTS	PIM	+/-	PP	SH	GW
10-11	14	1	6	7	6	7	1	0	0
NHL TOTAL	453	56	149	205	331	-31	35	2	8

## TOMMY WILLIAMS

F

#14

Signed from New England (WHA) prior to 1974-75 season. Retired, Dec. 24, 1975.

YEAR	GP	G	A	PTS	PIM	+/-	PP	SH	GW
74-75	73	22	36	58	12	-48	7	2	1
75-76	34	8	13	21	6	-33	2	0	0
TOTAL	107	30	49	79	18	-81	9	2	1
NHL TOTAL	663	161	269	430	177	-104	24	2	16

## BRIAN WILLISIE

F

#24

Claimed from Colorado in waiver draft, Oct. 3, 2003. Became a free agent July 1, 2006. Signed as a free agent July 13, 2010. Became a free agent, July 1, 2011.

YEAR	GP	G	A	PTS	PIM	+/-	PP	SH	GW
03-04	49	10	5	15	18	-7	1	1	1
05-06	82	19	22	41	77	-19	8	1	2
10-11	1	0	1	1	0	E	0	0	0
TOTAL	132	29	28	57	95	-26	9	2	3
NHL TOTAL	381	52	57	109	217	-57	13	2	5

## BRENDAN WITT

D

#19

Capitals' 1st choice (11th overall) in the 1993 Entry Draft. Traded to Nashville for Kris Beech and Nashville's 1st choice in the 2006 Entry Draft (Semyon Varlamov), March 9, 2006.

YEAR	GP	G	A	PTS	PIM	+/-	PP	SH	GW
95-96	48	2	3	5	85	-4	0	0	1
96-97	44	3	2	5	88	-20	0	0	0
97-98	64	1	7	8	112	-11	0	0	0
98-99	54	2	5	7	87	-6	0	0	0
99-00	77	1	7	8	114	5	0	0	0
00-01	72	3	3	6	101	2	0	0	0
01-02	68	3	7	10	78	-1	0	0	0
02-03	69	2	9	11	106	12	0	0	0
03-04	72	2	10	12	123	-22	0	0	0
05-06	58	1	10	11	141	-5	0	0	0
TOTAL	626	20	63	83	1035	-50	0	0	1
NHL TOTAL	890	25	96	121	1424	-91	0	0	2

## JASON WOOLLEY

D

#29, 25

Washington's 4th choice (61st overall) in the 1989 Entry Draft. Signed as a free agent by Florida, Feb. 16, 1995.

YEAR	GP	G	A	PTS	PIM	+/-	PP	SH	GW
91-92	1	0	0	0	0	1	0	0	0
92-93	26	0	2	2	10	3	0	0	0
93-94	10	1	2	3	4	2	0	0	0
TOTAL	37	1	4	5	14	6	0	0	0
NHL TOTAL	718	68	246	314	430	65	26	0	15

## TERRY YAKE

F

#25

Claimed off waivers, Jan. 18, 2000. Became a free agent, July 1, 2001.

YEAR	GP	G	A	PTS	PIM	+/-	PP	SH	GW
99-00	35	6	5	11	12	2	1	0	1
00-01	12	0	3	3	8	E	0	0	0
TOTAL	47	6	8	14	20	2	1	0	1
NHL TOTAL	403	77	120	197	220	-3	19	2	18

## NOLAN YONKMAN

D

#40

Capitals' 5th choice (37th overall) in the 1999 Entry Draft. Became a free agent, July 1, 2006.

YEAR	GP	G	A	PTS	PIM	+/-	PP	SH	GW
01-02	11	1	0	1	4	3	0	0	0
03-04	1	0	0	0	0	E	0	0	0
05-06	38	0	7	7	86	1	0	0	0
TOTAL	50	1	7	8	90	4	0	0	0
NHL TOTAL	66	1	8	9	129	9	0	0	0

## RICHARD ZEDNIK

F

#44, 20

Washington's 10th choice (249th overall) in the 1994 Entry Draft. Traded to Montreal with Jan Bulis and the Capitals' 1st choice in the 2001 Entry Draft (Alexander Perezhogin) for Trevor Linden, Dainius Zubrus and Washington's 2nd choice in the 2001 Entry Draft (traded to Tampa Bay-Andreas Holmqvist), March 13, 2001. Acquired from Montreal for Washington's 3rd choice in the 2007 Entry Draft (Olivier Fortier), July 12, 2006. Traded to NY Islanders for the Islanders' 2nd choice in the 2007 Entry Draft (Theo Ruth), Feb. 26, 2007.

YEAR	GP	G	A	PTS	PIM	+/-	PP	SH	GW
95-96	1	0	0	0	0	E	0	0	0
96-97	11	2	1	3	4	-5	1	0	0
97-98	65	17	9	26	28	-2	2	0	2
98-99	49	9	8	17	50	-6	1	0	2
99-00	69	19	16	35	54	6	1	0	2
00-01	62	16	19	35	61	-2	4	0	3
06-07	32	6	12	18	16	-4	1	0	1
TOTAL	289	69	65	134	213	-13	10	0	12
NHL TOTAL	745	200	179	379	563	-16	46	0	37

## ROB ZETTLER

D

#24

Signed as a free agent, Sept. 7, 1999. Became a free agent, July 1, 2002. Retired, August 2002.

YEAR	GP	G	A	PTS	PIM	+/-	PP	SH	GW
99-00	12	0	2	2	19	-1	0	0	0
00-01	29	0	4	4	55	0	0	0	0
01-02	49	1	4	5	56	3	0	0	0
TOTAL	90	1	10	11	130	2	0	0	0
NHL TOTAL	569	5	65	70	920	-121	0	0	0

## PETER ZESEL

F

#25

Acquired from St. Louis with Mike Lalor for Geoff Courtnall, July 13, 1990. Traded to Toronto with Bob Rouse for Al Iafate, Jan. 16, 1991.

YEAR	GP	G	A	PTS	PIM	+/-	PP	SH	GW
90-91	20	7	5	12	10	-13	6	0	0
NHL TOTAL	873	219	389	608	435	39	65	3	37

## DWAYNE ZINGER

D

#49

Signed as a free agent, July 9, 2002. Traded to Phoenix for Doug Doull, Feb. 3, 2006.

YEAR	GP	G	A	PTS	PIM	+/-	PP	SH	GW
03-04	7	0	1	1	9	2	0	0	0
NHL TOTAL	7	0	1	1	9	2	0	0	0

## DAINIUS ZUBRUS

F

#9

Acquired from Montreal with Trevor Linden and New Jersey's 2nd choice in the 2001 Entry Draft (later traded to Tampa Bay-Andreas Holmqvist) for Richard Zednik, Jan Bulis and the Capitals' 1st choice in the 2001 Entry Draft (Alexander Perezhogin), March 13, 2001. Traded to Buffalo with Timo Helbling for Jiri Novotny and Buffalo's 1st choice in the 2007 Entry Draft (later traded to San Jose-Nick Petrecki).

YEAR	GP	G	A	PTS	PIM	+/-	PP	SH	GW
00-01	12	1	1	2	7	-4	1	0	0
01-02	71	17	26	43	38	5	5	0	3
02-03	63	13	22	35	43	15	2	0	0
03-04	54	12	15	27	38	-16	6	1	2
05-06	71	23	34	57	84	3	13	0	5
06-07	60	20	32	52	50	-16	9	0	4
TOTAL	331	86	130	216	260	-13	36	1	14
NHL TOTAL	983	189	306	495	637	1	51	2	34





# All-Time Goaltender Register

## JOHN ADAMS

#30, 32

Purchased from San Diego (CHL), July 10, 1974. Became free agent, June 1, 1975.

YEAR	GP	MIN	GA	SO	GAA	W-L-T
74-75	8	400	46	0	6.90	0-7-0
NHL TOTAL	22	1180	85	1	4.32	9-10-1

## DON BEAUPRE

#35, 33

Acquired from Minnesota for the draft rights to Claudio Scremin, Nov. 1, 1988. Traded to Ottawa for the Senators' 5th choice in the 1995 Entry Draft (Benoit Gratton), Jan. 18, 1995.

YEAR	GP	MIN	GA	SO	GAA	W-L-T
88-89	11	578	28	1	2.91	5-4-0
89-90	48	2793	150	2	3.22	23-18-5
90-91	45	2572	113	5	2.64	20-18-3
91-92	54	3108	166	1	3.20	29-17-6
92-93	58	3282	181	1	3.31	27-23-5
93-94	53	2853	135	2	2.84	24-16-8
TOTAL	269	15186	773	12	3.05	128-96-27
NHL TOTAL	667	37396	2151	17	3.45	268-277-75

## JIM BEDARD

#1, 31

Capitals' 6th choice (91st overall) in 1976 Amateur Draft. Became free agent, Nov. 19, 1979.

YEAR	GP	MIN	GA	SO	GAA	W-L-T
77-78	43	2492	152	1	3.66	11-23-7
78-79	30	1740	126	0	4.35	6-17-6
TOTAL	73	4232	278	1	3.94	17-40-13
NHL TOTAL	73	4232	278	1	3.94	17-40-13

## MICHEL BELHUMEUR

#31, 30, 35

Acquired in 1974 Expansion Draft (2nd pick) from Philadelphia. Became free agent, June 1976.

YEAR	GP	MIN	GA	SO	GAA	W-L-T
74-75	35	1813	162	0	5.36	0-24-3
75-76	7	377	32	0	5.09	0-5-1
TOTAL	42	2190	194	0	5.32	0-29-4
NHL TOTAL	65	3306	254	0	4.61	9-36-7

## CRAIG BILLINGTON

#1

Acquired from Colorado for future considerations July 16, 1999. Released Dec. 19, 2002.

YEAR	GP	MIN	GA	SO	GAA	W-L-T
99-00	13	611	28	2	2.75	3-6-1
00-01	12	660	27	0	2.45	3-5-2
01-02	17	710	36	0	3.04	4-5-3
02-03	5	217	17	0	4.70	1-3-1
TOTAL	47	2198	108	2	2.95	11-19-7
NHL TOTAL	332	17097	1034	9	3.63	110-149-31

## ROLLIE BOUTIN

#35, 1

Capitals' 7th choice (111th overall) in the 1977 Amateur Draft. Traded to Minnesota with Wes Jarvis for Robbie Moore and future considerations, Aug. 4, 1982.

YEAR	GP	MIN	GA	SO	GAA	W-L-T
78-79	2	90	10	0	6.67	0-1-0
79-80	18	927	54	0	3.50	7-7-1
80-81	2	120	11	0	5.50	0-2-0
TOTAL	22	1137	75	0	3.96	7-10-1
NHL TOTAL	22	1137	75	0	3.96	7-10-1

## MARTIN BROCHU

#1

Acquired from Montreal for future considerations, March 15, 1996. Became free agent, July 1, 1999.

YEAR	GP	MIN	GA	SO	GAA	W-L-T
98-99	2	120	6	0	3.00	0-2-0
NHL TOTAL	9	369	22	0	3.58	0-5-0

## JIM CAREY

#30

Capitals' 2nd choice (32nd overall) in 1992 Entry Draft. Traded to Boston with Jason Allison, Anson Carter and the Capitals' 3rd choice in the 1997 Entry Draft (Lee Goren) for Adam Oates, Bill Ranford and Rick Tocchet, March 1, 1997.

YEAR	GP	MIN	GA	SO	GAA	W-L-T
94-95	28	1604	57	4	2.13	18-6-3
95-96	71	4069	153	9	2.26	35-24-9
96-97	40	2293	105	1	2.75	17-18-3
TOTAL	139	7966	315	14	2.37	70-48-15
NHL TOTAL	172	9668	416	16	2.58	79-65-16

## FREDERIC CASSIVI

#30, 35

Signed as a free agent, Aug. 11, 2005. Became a free agent, July 1, 2008.

YEAR	GP	MIN	GA	SO	GAA	W-L-T
05-06	1	59	4	0	4.07	0-1-0
06-07	4	139	6	0	2.59	0-1-1
TOTAL	5	198	10	0	3.04	0-2-1
NHL TOTAL	13	628	38	0	3.63	3-6-1

## SEBASTIEN CHARPENTIER

#35

Capitals' 4th choice in the 1995 Entry Draft. Became a free agent, July 1, 2004.

YEAR	GP	MIN	GA	SO	GAA	W-L-T
01-02	2	122	5	0	2.46	1-1-0
02-03	17	859	40	0	2.79	5-7-1
03-04	7	369	21	0	3.41	0-6-0
TOTAL	26	1350	66	0	2.93	6-14-1
NHL TOTAL	26	1350	66	0	2.93	6-14-1

## ROGER CROZIER

#31

Signed as a free agent, Jan. 1, 1977. Retired, April 1977.

YEAR	GP	MIN	GA	SO	GAA	W-L-T
76-77	3	103	2	0*	1.17	1-0-0
NHL TOTAL	518	28567	1446	30	3.04	206-197-70

\*Shared shutout with Ron Low

## BYRON DAFOS

#35

Capitals' 2nd choice (35th overall) in 1989 Entry Draft. Traded to Los Angeles with Dmitri Khrstich for the Kings' 1st choice (Alexander Volchokov) and the Stars' 4th choice (Justin Davis) in the 1996 Entry Draft, July 8, 1995.

YEAR	GP	MIN	GA	SO	GAA	W-L-T
92-93	1	1	0	0	0.00	0-0-0
93-94	5	230	13	0	3.39	2-2-0
94-95	4	187	11	0	3.53	1-1-1
TOTAL	10	418	24	0	3.44	3-3-1
NHL TOTAL	415	23478	1051	26	2.69	171-170-56

## COREY HIRSCH

#34

Signed as a free agent, Oct. 27, 2000. Became a free agent, July 2002.

YEAR	GP	MIN	GA	SO	GAA	W-L-T
00-01	1	20	0	0	0.00	1-0-0
NHL TOTAL	108	5775	301	4	3.13	34-45-14

## BRADEN HOLTBY

#70

Capitals' 4th choice (93rd overall) in the 2008 NHL Entry Draft.

YEAR	GP	MIN	GA	SO	GAA	W-L-T
10-11	14	736	22	2	1.79	10-2-2
NHL TOTAL	14	736	22	2	1.79	10-2-2

## JIM HRIVNAK

#35, 39

Capitals' 4th choice (61st overall pick) in the 1986 Entry Draft. Traded to Winnipeg for Rick Tabaracci, March 22, 1993.

YEAR	GP	MIN	GA	SO	GAA	W-L-T
89-90	11	609	36	0	3.55	5-5-0
90-91	9	432	26	0	3.61	4-2-1
91-92	12	605	35	0	3.47	6-3-0
92-93	27	1421	83	0	3.50	13-9-2
TOTAL	59	3067	180	0	3.52	28-19-3
NHL TOTAL	85	4217	262	0	3.73	34-30-3

## CRISTOBAL HUET

#38

Acquired from Montreal for Anaheim's 2nd choice in the 2009 Entry Draft. Became a free agent, July 1, 2008.

YEAR	GP	MIN	GA	SO	GAA	W-L-T
07-08	13	771	21	2	1.63	11-2-0
NHL TOTAL	272	15260	625	24	2.46	129-90-36

## GARY INNESS

#31

Signed as a free agent, Dec. 19, 1978. Retired following 1980-81 season.

YEAR	GP	MIN	GA	SO	GAA	W-L-T
78-79	37	2107	130	0	3.70	14-14-8
79-80	14	727	44	0	3.63	2-9-2
80-81	3	180	9	0	3.00	0-1-2
TOTAL	54	3014	183	0	3.64	16-24-12
NHL TOTAL	162	8710	494	2	3.40	58-61-27



# All-Time Goaltender Register

## AL JENSEN

#35

Acquired from Detroit for Mark Lofthouse, July 23, 1981. Traded to Los Angeles for Garry Galley, Feb. 14, 1987.

YEAR	GP	MIN	GA	SO	GAA	W-L-T
81-82	26	1274	81	0	3.81	8-8-4
82-83	40	2358	135	1	3.44	22-12-6
83-84	43	2414	117	4	2.91	25-13-3
84-85	14	803	34	1	2.54	10-3-1
85-86	44	2437	129	2	3.18	28-9-3
86-87	6	328	27	0	4.94	1-3-1
TOTAL	173	9614	523	8	3.26	94-48-18
NHL TOTAL	179	9974	557	8	3.35	95-53-18

## BRENT JOHNSON

#1

Claimed off waivers from Vancouver, Oct. 4, 2005. Became a free agent, July 1, 2009.

YEAR	GP	MIN	GA	SO	GAA	W-L-T
05-06	26	1413	81	1	3.44	9-12-1
06-07	30	1644	99	0	3.61	6-15-7
07-08	19	1032	46	0	2.67	7-8-2
08-09	21	1131	53	0	2.81	12-6-2
TOTAL	96	5220	279	1	3.21	34-41-12
NHL TOTAL	293	16167	702	14	2.61	134-105-29

## OLIE KOLZIG

#37

Capitals' 1st choice (19th overall) in the 1989 Entry Draft. Became a free agent, July 1, 2008.

YEAR	GP	MIN	GA	SO	GAA	W-L-T
89-90	2	120	12	0	6.00	0-2-0
92-93	1	20	2	0	6.00	0-0-0
93-94	7	224	20	0	5.36	0-3-0
94-95	14	724	30	0	2.49	2-8-2
95-96	18	897	46	0	3.08	4-8-2
96-97	29	1645	71	2	2.59	8-15-4
97-98	64	3788	139	5	2.20	33-18-10
98-99	64	3586	154	4	2.58	26-31-3
99-00	73	4371	163	5	2.24	41-20-11
00-01	72	4279	177	5	2.48	37-26-8
01-02	71	4131	192	6	2.79	31-29-8
02-03	66	3894	156	4	2.40	33-25-6
03-04	63	3738	180	2	2.89	19-35-9
05-06	59	3506	206	0	3.53	20-28-11
06-07	54	3184	159	1	3.00	22-24-6
07-08	54	3153	153	1	2.91	25-21-6
TOTAL	711	41259	1860	35	2.70	301-293-86
NHL TOTAL	719	41671	1885	35	2.71	303-297-87

## MIKE LIUT

#1

Acquired from Hartford for Yvon Corriveau, March 6, 1990. Became a free agent, June 1, 1992.

YEAR	GP	MIN	GA	SO	GAA	W-L-T
89-90	8	478	17	1	2.13	4-4-0
90-91	35	1834	114	0	3.73	13-16-3
91-92	21	1123	70	1	3.74	10-7-2
TOTAL	64	3435	201	2	3.51	27-27-5
NHL TOTAL	664	38215	2221	25	3.49	294-271-74

## RON LOW

#1, 30

Acquired in the 1974 Expansion Draft (1st pick) from Toronto. Signed by Detroit as a free agent, Aug. 17, 1977. (Agreed compensation: Walt McKechnie, Detroit's 3rd choice in the 1978 Amateur Draft – John Johnston – and its 2nd choice in the 1979 Entry Draft – Errol Rausse; Washington sent its 3rd choice in the 1979 Entry Draft – Boris Stricker – to Detroit.)

YEAR	GP	MIN	GA	SO	GAA	W-L-T
74-75	48	2587	235	1	5.45	8-36-2
75-76	43	2289	208	0	5.45	6-31-2
76-77	54	2918	188	0*	3.87	16-27-5
TOTAL	145	7795	631	1	4.86	30-94-9
NHL TOTAL	382	20502	1463	4	4.28	102-203-38

\* Shared shutout with Roger Crozier

## CLINT MALARCHUK

#30

Acquired from Quebec with Dale Hunter for Gaetan Duchesne, Alan Haworth and Washington's 1st choice in the 1987 Entry Draft (Joe Sakic), June 13, 1987. Traded to Buffalo with Grant Ledyard and the Capitals' 6th choice in the 1991 Entry Draft (Brian Holzinger) for Calle Johansson and Buffalo's 2nd choice in the 1989 Entry Draft (Byron Dafoe), March 7, 1989.

YEAR	GP	MIN	GA	SO	GAA	W-L-T
87-88	54	2926	154	4	3.16	24-20-4
88-89	42	2428	141	1	3.48	16-18-7
TOTAL	96	5354	295	5	3.31	40-38-11
NHL TOTAL	338	19030	1100	12	3.47	141-130-45

## BOB MASON

#31

Signed as a free agent from the US Olympic Team, Feb. 21, 1984. Signed as a free agent by Chicago, June 12, 1988. Acquired from Quebec for future considerations, June 17, 1989. Became a free agent, June 1, 1990.

YEAR	GP	MIN	GA	SO	GAA	W-L-T
83-84	2	120	3	0	1.50	2-0-0
84-85	12	661	31	1	2.81	8-2-1
85-86	1	16	0	0	0.00	1-0-0
86-87	45	2536	137	0	3.24	20-18-5
89-90	16	822	48	0	3.50	4-9-1
TOTAL	76	4155	219	1	3.16	35-29-7
NHL TOTAL	145	7988	500	1	3.76	55-65-16

## ROBBIE MOORE

#39

Acquired from Minnesota with future considerations for Rollie Boutin and Wes Jarvis, Aug. 4, 1982. Became a free agent, June 1, 1983.

YEAR	GP	MIN	GA	SO	GAA	W-L-T
82-83	1	20	1	0	3.00	0-1-0
NHL TOTAL	6	257	8	2	1.87	3-1-4

## MICHAEL NEUVIRTH

#30

Capitals' 3rd choice (34th overall) in 2006 Entry Draft.

YEAR	GP	MIN	GA	SO	GAA	W-L-T
08-09	5	220	11	0	3.00	2-1-0
09-10	17	872	40	0	2.75	9-4-0
10-11	48	2689	110	4	2.45	27-12-4
NHL TOTAL	70	3782	161	4	2.55	38-17-4

## MAXIME OUELLET

#33

Acquired from Philadelphia with the Flyers' 1st (later traded to Dallas-Martin Vagner), 2nd (Maxime Daigneault) and 3rd (Derek Krestanovich) choices in the 2002 Entry Draft for Adam Oates, March 19, 2002. Traded to Vancouver for the Canucks' 5th choice in the 2006 Entry Draft (later traded to NY Rangers-Tomas Zaborsky), Dec. 2, 2006.

YEAR	GP	MIN	GA	SO	GAA	W-L-T
03-04	6	365	19	1	3.12	2-3-1
NHL TOTAL	12	663	34	1	3.08	2-6-2

## MIKE PALMATEER

#29

Acquired from Toronto with Maple Leafs' 3rd choice in the 1980 Entry Draft (Torrie Robertson) for Robert Picard, Tim Coulis and Washington's 2nd choice in the 1980 Entry Draft (Bob McGill), June 11, 1980. Traded to Toronto for future considerations, Sept. 9, 1982.

YEAR	GP	MIN	GA	SO	GAA	W-L-T
80-81	49	2679	172	2	3.85	18-19-9
81-82	11	584	47	0	4.83	2-7-2
TOTAL	60	3263	219	2	4.03	20-26-11
NHL TOTAL	356	20131	1183	17	3.53	149-138-52

## DAVE PARRO

#30

Acquired from Quebec for Nelson Burton, June 15, 1979. Released from contract, June 1, 1984.

YEAR	GP	MIN	GA	SO	GAA	W-L-T
80-81	18	811	49	1	3.63	4-7-2
81-82	52	2942	206	1	4.20	16-26-7
82-83	6	261	19	0	4.37	1-3-1
83-84	1	1	0	0	0.00	0-0-0
TOTAL	77	4015	274	2	4.09	21-36-10
NHL TOTAL	77	4015	274	2	4.09	21-36-10

## PETE PEETERS

#1

Acquired from Boston for Pat Riggins, Nov. 14, 1985. Became a free agent, June 1989.

YEAR	GP	MIN	GA	SO	GAA	W-L-T
85-86	34	2021	113	1	3.35	19-11-3
86-87	37	2002	107	0	3.21	17-11-4
87-88	35	1896	88	2	2.78	14-12-5
88-89	33	1854	88	4	2.85	20-7-3
TOTAL	139	7773	396	7	3.06	70-41-15
NHL TOTAL	489	27699	1424	21	3.08	246-155-51

## BILL RANFORD

#30

Acquired from Boston with Adam Oates and Rick Tocchet for Jim Carey, Anson Carter, Jason Allison and Washington's 3rd choice in the 1997 Entry Draft (Lee Goren), March 1, 1997. Traded to Tampa Bay in exchange for Tampa's 3rd choice in the 1998 Entry Draft (Todd Hornung), June 17, 1998.

YEAR	GP	MIN	GA	SO	GAA	W-L-T
96-97	18	1009	46	0	2.74	8-7-2
97-98	22	1183	55	0	2.79	7-12-2
TOTAL	40	2192	101	0	2.76	15-19-4
NHL TOTAL	647	35936	2042	15	3.41	240-279-76



# All-Time Goaltender Register

## ALAIN RAYMOND

#31

Capitals' 8th choice (224th overall) in the 1983 Entry Draft. Became a free agent, June 1990.

YEAR	GP	MIN	GA	SO	GAA	W-L-T
87-88	1	40	2	0	3.00	0-1-0
NHL TOTAL	1	40	2	0	3.00	0-1-0

## PAT RIGGIN

#1

Acquired from Calgary with Ken Houston for Howard Walker, George White, Quebec's 6th choice in the 1982 Entry Draft (Mats Kihlstron), the Capitals' 3rd choice in the 1983 Entry Draft (Perry Berezan) and the Capitals' 2nd choice in the 1984 Entry Draft (Paul Ranheim), June 9, 1982. Traded to Boston for Pete Peeters, Nov. 14, 1985.

YEAR	GP	MIN	GA	SO	GAA	W-L-T
82-83	38	2161	121	0	3.36	16-9-9
83-84	41	2299	102	4	2.66	21-14-2
84-85	57	3388	168	2	2.98	28-20-7
85-86	7	369	23	0	3.74	2-3-1
TOTAL	143	8217	414	6	3.02	67-46-19
NHL TOTAL	350	19872	1135	11	3.43	153-120-52

## MIKE ROSATI

#40

Signed as a free agent on July 15, 1998. Became a free agent, July 1, 1999.

YEAR	GP	MIN	GA	SO	GAA	W-L-T
98-99	1	28	0	0	0.00	1-0-0
NHL TOTAL	1	28	0	0	0.00	1-0-0

## GARY SMITH

#1

Signed as a free agent from Minnesota, Sept. 3, 1977. Sold to Minnesota, Feb. 19, 1978.

YEAR	GP	MIN	GA	SO	GAA	W-L-T
77-78	17	980	68	0	4.16	2-12-3
NHL TOTAL	532	29619	1675	26	3.39	173-261-74

## RASTISLAV STANA

#1

Capitals' 8th choice (193rd overall) in the 1998 Entry Draft.

YEAR	GP	MIN	GA	SO	GAA	W-L-T
03-04	6	211	11	0	3.13	1-2-0
NHL TOTAL	6	211	11	0	3.13	1-2-0

## WAYNE STEPHENSON

#35

Acquired from Philadelphia for Washington's 3rd choice in the 1981 Entry Draft (Barry Tababondung), Aug. 16, 1979. Retired following the 1980-81 season for medical reasons.

YEAR	GP	MIN	GA	SO	GAA	W-L-T
79-80	56	3146	187	0	3.57	18-24-10
80-81	20	1010	66	1	3.92	4-7-5
TOTAL	76	4156	253	1	3.65	22-31-15
NHL TOTAL	328	18343	937	14	3.06	146-103-49

## RICK TABARACCI

#31

Acquired from Winnipeg for Jim Hrivnak, March 22, 1993. Traded to Calgary for the Flames' 5th choice in the 1995 Entry Draft (Joel Cort), April 7, 1995. Re-acquired from Calgary for future considerations, Aug. 7, 1998.

YEAR	GP	MIN	GA	SO	GAA	W-L-T
92-93	6	343	10	2	1.75	3-2-0
93-94	32	1770	91	2	3.08	13-14-2
94-95	8	394	16	0	2.44	1-3-2
98-99	23	1193	50	2	2.51	4-12-3
TOTAL	69	3700	157	6	2.55	21-31-7
NHL TOTAL	286	15255	760	15	2.99	93-125-30

## JOSE THEODORE

#60

Signed as a free agent, July 1, 2008. Became a free agent, July 1, 2010.

YEAR	GP	MIN	GA	SO	GAA	W-L-OT
08-09	57	3287	157	2	2.87	32-17-5
09-10	47	2586	121	1	2.81	30-7-7
TOTAL	104	5873	278	3	2.84	62-24-12
NHL TOTAL	580	32,790	1,468	30	2.69	260-232-55

## SEMYON VARLAMOV

#40, 1

Capitals' 2nd choice (23rd overall) in 2006 Entry Draft. Traded to Colorado for a first round pick in the 2012 NHL Entry Draft and a second round pick in the 2012 or 2013 NHL Entry Draft.

YEAR	GP	MIN	GA	SO	GAA	W-L-OT
08-09	6	329	13	0	2.37	4-0-1
09-10	26	1527	65	2	2.55	15-4-6
10-11	27	1560	58	2	2.23	11-9-5
NHL TOTAL	59	3416	136	4	2.39	30-13-12

## BERNIE WOLFE

#30

Signed as a free agent, Oct. 1, 1974. Retired, Oct. 9, 1979.

YEAR	GP	MIN	GA	SO	GAA	W-L-T
75-76	40	2134	148	0	4.16	5-23-7
76-77	37	1779	114	1	3.84	7-15-9
77-78	25	1328	94	0	4.25	4-14-4
78-79	18	863	68	0	4.73	4-9-1
TOTAL	120	6104	424	1	4.17	20-61-21
NHL TOTAL	120	6104	424	1	4.17	20-61-21

## MATT YEATS

#31

Signed as a free agent, March 19, 2004. Became a free agent, July 1, 2004.

YEAR	GP	MIN	GA	SO	GAA	W-L-T
03-04	5	258	13	0	3.02	1-3-0
NHL TOTAL	5	258	13	0	3.02	1-3-0







# All-Time Sweater Numbers

## 1

Ron Low	1974-77
Gary Smith	1977-78
Jim Bedard	1978-79
Rollie Boutin	1979-81
Pat Riggini	1982-85
Pete Peeters	1985-89
Mike Liut	1990-92
Martin Brochu	1998-99
Craig Billington	1999-02
Rastislav Stana	2003-04
Brent Johnson	2005-09
Semyon Varlamov	2010-11

## 2

Doug Mohns	1974-75
Jack Lynch	1975-79
Greg Theberge	1979-80
Pat Ribble	1980-81
Greg Theberge	1981-82
Tony Camazzola	1981-82
Doug Hicks	1981-83
Greg Theberge	1983-84
Mike McEwen	1984-85
Dwight Schofield	1985-86
Garry Galley	1987-88
Bill Houlder	1988-90
Joel Quenneville	1990-91
Ken Sabourin	1991-92
Jim Johnson	1994
Ken Klee	1995-03
Josef Boumedienne	2003-04
Brian Pothier	2006-10

## 3

Greg Joly	1974-76
Bill Mikkelsen	1976-77
Jean Lemieux	1977-78
Peter Scamurra	1978-80
Howard Walker	1980-82
Jim McTaggart	1981-82
Scott Stevens	1982-90
Mikhail Tatarinov	1990-91
Sylvain Cote	1991-98
Stewart Malgunas	1998-99
Jamie Huscroft	1999-00
Sylvain Cote	2000-02
Jason Doig	2003-04
Lawrence Nycholat	2006-07
Tom Poti	2007-11

## 4

Bill Mikkelsen	1974-75
Bob Paradise	1975-77
Larry Bolonchuk	1977-78
Leif Svensson	1978-80
Jim McTaggart	1980-81
Jay Johnston	1981-82
Randy Holt	1981-83
Paul MacKinnon	1983-84
Kevin Hatcher	1984-94
Jim Johnson	1995-96
Stewart Malgunas	1996-98
Sergei Gonchar	1998-99
Brad Shaw	1999
Alexei Tezikov	1998-00
Frantisek Kucera	2001-02
Rick Berry	2002-04
John Erskine	2006-11

## 5

Joe Lundrigan	1974-75
Willy Brossart	1975-76
Rick Green	1976-82
Rod Langway	1982-93
No. retired Nov. 26, 1997	

## 6

Gord Smith	1974-75
Peter Scamurra	1975-76
Gord Smith	1976-79
Errol Rausse	1979-80
Darren Veitch	1980-86
John Barrett	1986-87
Chris Felix	1987-88
Grant Ledyard	1988-89
Calle Johansson	1989-03
Jamie Heward	2005-07
Dennis Wideman	2011

## 7

Yvon Labre	1974-81
No. retired Nov. 7, 1981	

## 8

Murray Anderson	1974-75
Don McLean	1975-76
Gord Smith	1975-76
Larry Bolonchuk	1976-77
Bill Riley	1976-79
Dave Forbes	1978-79
Nelson Burton	1978-79
Rick Bragnolo	1978-79
Mark Lofthouse	1979-81
Greg Theberge	1980-81
Jay Johnston	1980-81
Tim Tookey	1981-82
Lee Norwood	1981-83
Larry Murphy	1983-89
Bob Rouse	1989-91
Ken Sabourin	1991
Dimitri Kristich	1991-95
Richard Zednik	1995-96
Jan Bulis	1997-00
Dmitri Kristich	2000-02
Josh Green	2002-03
Steve Eminger	2003-04
Alex Ovechkin	2005-11

## 9

Dave Kryskow	1974-75
Ace Bailey	1975-78
Ryan Walter	1978-82
Brian Engblom	1982-84
Dave Jensen	1985-87
Mike Millar	1988-89
Nick Kypreos	1989-92
Dave Poulin	1993-95
Keith Jones	1995-96
Curtis Leschyshyn	1996
Todd Krygier	1997-98
Tom Chorske	1998-99
Joe Murphy	1999-00
Dainius Zubrus	2001-07
Brendan Morrison	2009-10

## 10

Gord Brooks	1974-75
Ron Anderson	1974-75
Bill Clement	1975-76
Doug Patey	1976-77
Walt McKechnie	1977
Bob Girard	1977-78
Rolf Edberg	1978-81
Bob Carpenter	1981-87
Kelly Miller	1987-99
Ulf Dahlen	1999-02
Matt Bradley	2005-11

## 11

Jack Egers	1974-76
Brian Kinsella	1976-77
Craig Patrick	1976-79
Mark Lofthouse	1977-78
Greg Carroll	1978-79
Brent Tremblay	1978-79
*Mike Gartner	1979-89
Tim Bergland	1990-92
Bob Carpenter	1992-93
Tim Bergland	1994
Jeff Nelson	1995-96
Esa Tikkanen	1998
Jeff Halpern	1999-06
*No. retired Dec. 28, 2008	

## 12

Bob Gryp	1974-75
Steve Atkinson	1974-75
Ron Anderson	1974-75
Hartland Monahan	1975-77
Nelson Burton	1977-78
Rick Bragnolo	1977-78
Michel Bergeron	1978-79
Bill Riley	1978-79
Doug Patey	1978-79
Dennis Hextall	1978-79
Tony Cassolato	1979-80
Gary Rissling	1979-80
Alan Hangsleben	1979-81
Mike Sitala	1981-82
Errol Rausse	1981-82
Glen Currie	1981-85
Jorgen Pettersson	1985-86
Gary Sampson	1986-87
Garry Galley	1986-87
Peter Sundstrom	1987-89
John Tucker	1990
Peter Bondra	1990-04
Jeff Friesen	2005-06

## 13

Andrei Nikolishin	1996-02
Bates Battaglia	2003-04
Joey Tenute	2005-06
Jiri Novotny	2006-07

## 14

Tommy Williams	1974-75
Gerry Meehan	1975-79
Blair Stewart	1978-79
Antero Lehtonen	1979-80
Dwayne Lowdermilk	1980-81
Errol Rausse	1980-81
Gaetan Duchesne	1981-87
Mike Richard	1987-88
Geoff Courtnall	1988-90
Dave Tippett	1990-92
Kevin Miller	1992
Paul Cavallini	1992-93
Pat Peake	1993-98
Patrik Augusta	1998-99
Patrice Lefebvre	1998-99
Joe Sacco	1999-02
Kip Miller	2002-04
Eric Fehr	2006-08
Tomas Fleischmann	2008-10

## 15

Denis Dupere	1974-75
Stan Gilbertson	1974-76
Guy Charron	1976-81
Wes Jarvis	1981-82
Mike Sitala	1981-82
Alan Haworth	1982-87
Neil Sheehy	1988-91
Reggie Savage	1992-93
Keith Acton	1993
Jeff Nelson	1995
Steve Poapst	1996
Dmitri Mironov	1998-01
Boyd Gordon	2003-11

## 16

Mike Marson	1974-79
Michel Bergeron	1978-79
Doug Patey	1978-79
Bengt Gustafsson	1981-86
Bengt Gustafsson	1987-89
Alan May	1989-94
Stefan Ustorf	1995-96
Kris Beech	2000
Trevor Linden	2001
A. Salomonsson	2002-03
Brian Sutherby	2003-07
Eric Fehr	2008-11

## 17

Rod Seiling	1974
Willy Brossart	1974-75
John Paddock	1975
Jean Lemieux	1975-77
Tom Rowe	1977-80
Tim Coulis	1979-80
Wes Jarvis	1980-81
Timo Blomqvist	1981-85
John Blum	1986-87
Mike Ridley	1987-94
Sergei Gonchar	1995
Chris Simon	1996-02
John Gruden	2003-04
Chris Clark	2005-10
D.J. King	2010-11

## 18

Bill Riley	1974-75
Ron Jones	1974-75
Rick Bragnolo	1975-77
Eddy Godin	1977-79
Greg Polis	1978-80
Harvie Poca	1979-80
Glen Currie	1979-80
Tim Tookey	1980-81
Roland Stoltz	1981-82
Lou Franceschetti	1981-82
Craig Laughlin	1982-88
Doug Wickenheiser	1989-90
Steve Maltais	1990-91
Randy Burridge	1991-95
Andrew Brunette	1995-98
Trevor Halverson	1998-99
Matt Pettinger	2001-08
Eric Belanger	2009-10
Marco Sturm	2011

## 19

Pete Laframboise	1974-75
Jack Lynch	1975
Bob Gryp	1975-76
Steve Self	1976-77
Bryan Watson	1976-79
Chuck Arnason	1978-79
Paul MacKinnon	1979-82
Ken Houston	1982-83
Peter Andersson	1983-86
Greg Smith	1986-88
John Druce	1988-92
Pat Elynuik	1992-93
Enrico Ciccone	1993-94
Brendan Witt	1995-06
Nicklas Backstrom	2007-11

## 20

Bill Lesuk	1974-75
Tony White	1975-78
Mark Lofthouse	1978-79
Tim Coulis	1979-80
Claude Noel	1979-80
Mike Kaszycki	1979-80
Gary Rissling	1979-80
Greg Theberge	1981-84
Gary McAdam	1983-84
Gary Sampson	1983-86
Michal Pivonka	1986-99
Glen Metropolit	1999-02
Robert Lang	2002-04
Petr Sykora	2005-06
Rico Fata	2005-06
Keith Aucoin	2008-11

## 21

Steve Atkinson	1974-75
Mike Lampman	1975-77
Dave Forbes	1977-78
Dennis Maruk	1978-83
Andre Hidi	1983-85
Mark Taylor	1985-86
Daryl Evans	1985-86
Grant Martin	1985-86
Michal Pivonka	1987-88
Steve Leach	1986-91
Todd Krygier	1991-94
Todd Krygier	1996-97
Jeff Toms	1997-00
James Black	2000-01
Glen Metropolit	2002-03
Brooks Laich	2004-11





# All-Time Sweater Numbers

## 22

Lew Morrison	1974
Ron Lalonde	1974-79
Dennis Hextall	1979-80
Brent Tremblay	1979-80
Jean Pronovost	1980-82
Todd Bidner	1981-82
Torrie Robertson	1982-83
Paul MacKinnon	1982-83
Greg Adams	1983-88
Shawn Cronin	1988
Dino Ciccarelli	1988-92
Steve Konowalchuk	1992-03
Boyd Kane	2005-06
Rico Fata	2006-07
Mike Knuble	2009-11

## 23

Mike Bloom	1974-75
Blair Stewart	1975-78
Doug Patey	1977-78
Gary Rissling	1978-79
Claude Noel	1979-80
Wes Jarvis	1979-80
Dennis Ververgaert	1980-81
Todd Bidner	1981-82
Jim McGeough	1981
Bobby Gould	1981-89
Rob Murray	1989-90
Paul MacDermid	1992-93
Kevin Kaminski	1993-97
Brian Bellows	1998-99
Miika Elomo	1999-00
Trent Whitfield	2000-01
Ivan Ciernik	2002
Trent Whitfield	2002-04
Ivan Majesky	2005-06
Milan Jurcina	2006-10
Scott Hannan	2010-11

## 24

Paul Nicholson	1974-76
Larry Fullan	1974-75
Brian Kinsella	1975-76
Larry Bolonchuk	1975-76
Ron Jones	1975-76
Brian Stapleton	1975-76
Alex Forsyth	1976-77
Tom Rowe	1976-77
Robert Picard	1977-80
Bob Kelly	1980-82
Howard Walker	1981-82
Tom Rowe	1981-82
Eric Calder	1982-83
Bryan Erickson	1983-85
Daryl Evans	1985-86
Jeff Greenlaw	1986-88
Jeff Greenlaw	1991-92
Mark Tinordi	1995-99
Rob Zettler	1999-02
Brian Willsie	2003-06
Kris Beech	2006-07
Matt Cooke	2007-08
Scott Walker	2009-10
Brian Willsie	2011

## 25

Jim Hryciuk	1974-75
Gord Lane	1975-76
Bob Sirois	1975-80
Torrie Robertson	1980-81
Tony Cassolato	1980-81
Terry Murray	1981-82
Doug Jarvis	1982-85
Grant Martin	1985-87
Bob Crawford	1986-87
Lou Franceschetti	1987-89
Robin Bawa	1989
Peter Zezel	1990-91
John Kordic	1991
Shawn Chambers	1991-92
Jason Woolley	1992-94
Rob Pearson	1995
Brad Church	1997-98
Barrie Moore	1999-00
Terry Yake	2000-01
Mike Grier	2002-04
Andrew Cassels	2005-06
David Steckel	2006-07
Viktor Kozlov	2007-09
Jason Chimera	2009-11

## 26

Andre Peloffy	1974-75
Tony White	1974-75
Nelson Pyatt	1974-76
Bill Collins	1976-78
Bob Girard	1978-80
Steve Clippingdale	1979-80
Pierre Bouchard	1980-82
Jay Johnston	1981-82
Eric Calder	1981-82
Milan Novy	1982-83
Dave Shand	1983-85
Yvon Corriveau	1986-89
Steve Maltais	1990
Mike Lalor	1990-92
Keith Jones	1992-95
Denis Chasse	1996
Stewart Malgunas	1996
Keith Jones	1996
Ryan Mulhern	1997
Matt Herr	1998-01
Shaone Morrisson	2004-10
Matt Hendricks	2010-11

## 27

Bruce Cowick	1974-75
Harvey Bennett	1975-77
Paul Nicholson	1976-77
Mark Lofthouse	1977-78
Nelson Burton	1977-78
Rick Bragnolo	1977-78
Paul Mulvey	1978-81
Orest Kindrachuk	1981-82
Harvie Pocza	1981-82
Dave Christian	1983-89
Bob Joyce	1989-91
Mark Hunter	1992
Craig Berube	1993-99
Terry Yake	2000
Craig Berube	2000-01
Chris Ferraro	2001
Ivan Ciernik	2002-03
Craig Johnson	2004
Ben Clymer	2005-07
Karl Alzner	2008-11

## 28

Gord Lane	1976-79
Glen Currie	1979-82
Chris Valentine	1981-84
Dean Evason	1984-85
Mark Taylor	1985-86
Gary Sampson	1986-87
Paul Cavallini	1987
Grant Ledyard	1988
Chris Felix	1988-90
Brad Schlegel	1992
John Slaney	1993-95
Eric Charron	1996
Jan Benda	1997
Jeff Brown	1998
James Black	1998-00
Matt Pettinger	2000-01
Jason Marshall	2001
Peter Ferraro	2001
Alexander Semin	2003-04
Kris Beech	2005-06
Alexander Semin	2006-11

## 29

Peter Scamurra	1976-77
Doug Gibson	1977-78
Pierre Bouchard	1978-80
Mike Palmateer	1980-82
Ted Bulley	1982-83
Dean Evason	1983-85
Kevin Hatcher	1984-85
Steve Leach	1986
Ed Kastelic	1985-88
Jim Thomson	1988-89
Scot Kleinedorst	1989-90
Mark Ferner	1990
Dimitri Khristich	1990-91
Jason Woolley	1992
Bob Babcock	1992
Joe Reekie	1994-02
Joel Kwiatkowski	2003-04
Jamie Hunt	2006-07

## 30

John Adams	1974-75
Ron Low	1974-75
Micheal Belhumeur	1975-76
Bernie Wolfe	1975-79
Dave Parro	1980-84
Paul Gardner	1984-85
Yves Beaudoin	1985-86
Paul Cavallini	1987
Clint Malarchuk	1987-89
Jim Carey	1995-97
Bill Ranford	1997-98
Corey Hirsch	2001
Frederic Cassivi	2005-06
Michal Neuvirth	2008-11

## 31

Michel Belhumeur	1974-75
Roger Crozier	1976-77
Jim Bedard	1977-78
Gary Inness	1978-81
Archie Henderson	1980-81
Bob Mason	1983-87
Alain Raymond	1987
Bob Mason	1989-90
Olie Kolzig	1993
Rick Tabaracci	1993-95
Rick Tabaracci	1998-99
Corey Hirsch	2001
Matt Yeats	2003-04

## 32

John Adams	1974-75
Torrie Robertson	1981-83
Lou Franceschetti	1983-87
*Dale Hunter	1987-99
*No. retired March 11, 2000	

## 33

John Blum	1986-87
Grant Jennings	1988
Don Beaupre	1989-94
Anson Carter	1996-97
Steve Poapst	1998-99
Jim McKenzie	2000
Benoit Hogue	2002
Maxime Ouellet	2003-05
Alexandre Giroux	2008-10

## 34

Jim McGeough	1981-82
Mikko Leinonen	1984-85
Jim McGeough	1984-85
Bill Houlder	1987-88
Mike Richard	1990
Al Iafate	1991-94
Martin Gendron	1995-96
Jaroslav Svejkovsky	1996-00
Jakub Cutta	2000-02
Jean-Luc Grand-Pierre	2004
Mathieu Biron	2005-06
Boyd Kane	2009-10

## 35

Michel Belhumeur	1975-76
Rollie Boutin	1978-79
Wayne Stephenson	1979-81
Al Jensen	1981-87
Don Beaupre	1988-89
Olaf Kolzig	1989
Jim Hrivnak	1989-90
Byron Dafeo	1992-95
S. Charpentier	2002-04
Frederic Cassivi	2006-07

## 36

Jim Mathieson	1990
Kent Paynter	1990
Alfie Turcotte	1990-91
Mark Ferner	1991
Shawn Anderson	1992-94
Mike Eagles	1995-00
Colin Forbes	2002-03
J-F Fortin	2002-03
Jakub Cutta	2004
Colin Forbes	2005-06

## 37

Jim Thomson	1986-87
Brian Tutt	1989
John Purves	1990
Ken Lovsin	1990
Alfie Turcotte	1991
Kent Paynter	1991
Olie Kolzig	1993-08

## 38

Yves Beaudoin	1986-87
Dennis Smith	1989-90
Alain Cote	1990
Bob Babcock	1990
Reggie Savage	1991
Brian Curran	1993-94
Nolan Baumgartner	1995-96
Nolan Baumgartner	1998-00
Jan Bulis	2000-01
Todd Rohloff	2001-04
Jakub Klepis	2005-07
Cristobal Huet	2008
Graham Mink	2008

## 39

Robbie Moore	1982-83
Kent Carlson	1988
Alain Cote	1990
Alfie Turcotte	1990
Tyler Larter	1990
Jim Hrivnak	1990-93
Enrico Ciccone	1993
Enrico Ciccone	1998-99
Alexander Volchikov	1999-00
Patrick Boileau	2001-02
Josef Boumedienne	2003
Graham Mink	2004-06
Alexandre Giroux	2006-07
David Steckel	2007-11

## 40

Tony Cassolato	1981-82
Mark Ferner	1990
Steve Seftel	1991
Steve Konowalchuk	1992
Todd Nelson	1994
Mike Rosati	1998-99
Nolan Yonkman	2002-06
Semyon Varlamov	2008-10

## 41

Jason Allison	1994-97
Patrick Boileau	1998-99
Brian Sutherby	2001
Mike Farrell	2002
Brad Norton	2004
Louis Robitaille	2005-06

## 42

Dwayne Hay	1997
Sami Lepisto	2008-09

## 43

David Harlock	1998
Tomas Fleischmann	2005-08
Bryan Helmer	2008-09

## 44

Igor Ulanov	1995
Richard Zednik	1996-01
Steve Eminger	2002, '05-08
Staffan Kronwall	2009
Jason Arnott	2011

## 45

Patrick Boileau	1997
Alex Henry	2002-03
Jonas Johansson	2005-06



# All-Time Sweater Numbers

<b>46</b> Brian Sutherby.....2002-04	<b>66</b> Milan Novy.....1982-83
<b>47</b> Michael Farrell.....2001 Bryan Muir.....2005-07 Karl Alzner.....2008	<b>68</b> Jaromir Jagr.....2001-04
<b>48</b> Benoit Gratton.....1998-99 Chris Corinnet.....2001-02 Oskar Osala.....2008-09	<b>69</b> Mel Angelstad.....2004
<b>49</b> Dwayne Zinger.....2003	<b>70</b> David Steckel.....2005-06 Braden Holtby.....2010-11
<b>50</b> Eric Fehr.....2005-06 Joe Motzko.....2007-08	<b>74</b> Brantt Myhres.....2001 John Carlson.....2009-11
<b>51</b> Stephen Peat.....2001-04 Doug Doull.....2005-06 Timo Helbling.....2006-07	<b>75</b> Chris Hajt.....2003-04
<b>52</b> Mike Green.....2005-11	<b>76</b> Darcy Verot.....2004
<b>53</b> Quintin Laing.....2007-10	<b>77</b> Adam Oates.....1997-02 Joe Corvo.....2009-10
<b>54</b> Jason Doig.....2002-03	<b>83</b> Jay Beagle.....2009-11
<b>55</b> Sergei Gonchar.....1995-04 Jeff Schultz.....2006-11	<b>85</b> Mathieu Perreault.....2009-11
<b>56</b> Garrett Stroshein.....2004 Chris Bourque.....2007-10	<b>87</b> Donald Brashear.....2006-09
<b>57</b> Dean Melanson.....2001 Kyle Wilson.....2009-10	<b>89</b> Tyler Sloan.....2008-11
<b>58</b> Jean-Francois Fortin.....2002-03	<b>90</b> Joe Juneau.....1994-99 Marcus Johansson.....2010-11
<b>60</b> Jose Theodore.....2008-10	<b>91</b> Sergei Fedorov.....2008-09
<b>62</b> Sean Collins.....2008-11	<b>92</b> Rick Tocchet.....1997 Michael Nylander..2002-04, '07-09
<b>63</b> Owen Fussey.....2003-04 Andrew Gordon.....2008-11	<b>94</b> Sergei Berezin.....2003
<b>64</b> Roman Tvrdon.....2004	<b>96</b> Phil Housley.....1996-98





# Retired Numbers



## 7 YVON LABRE

Yvon Labre's contributions to the success of the Washington Capitals extended well beyond the boundaries of the rink. A member of the inaugural 1974-75 Capitals, Labre was a rugged defenseman whose solid, physical play paced the early expansion team. Labre is notably remembered for scoring the Capitals' first goal at the Capital Centre Oct. 15, 1974, against Los Angeles. He finished fourth in team scoring during Washington's first season and recorded more than 20 assists in a season twice in his career. From 1976-78 Labre wore the "C" on his sweater, utilizing his leadership qualities to the fullest extent.

**Retired Nov. 7, 1981**

After retiring in 1981 Labre became an assistant coach before stepping into the role of color commentator for the team's broadcasts. In 1983 Labre became the Capitals' director of community relations and continued in that position until the start of the 1996-97 season, when he began a four-year stint as director of special programs.

From the moment he took to the ice in a Capitals uniform to his commitment in community programs and youth hockey, no one served as a better ambassador for hockey in the Washington area than Labre.



## 5 ROD LANGWAY

Known to many Capitals fans as the "Secretary of Defense," Rod Langway anchored the Washington defense for 11 seasons and more than 700 games. Dealt by Montreal to Washington in one of the biggest trades in franchise history, Langway brought instant respectability to the Capitals' squad. His arrival and dominating physical presence helped lead Washington to its first postseason appearance in 1982-83.

The taste of the Stanley Cup playoffs was only a sign of things to come. The Capitals made the playoffs during every season

**Retired Nov. 26, 1997**

of Langway's tenure. Recognized as the best in the business, Langway captured back-to-back Norris Trophy honors in 1982-83 and 1983-84. The team recorded more than 100 points in three consecutive seasons, including a record 107-point, 50-win year in 1985-86.

A strong leader in the locker room, Langway captained the team for more than a decade and was truly one of hockey's all-time greats, evidenced by his induction into the Hockey Hall of Fame in 2002.



## 32 DALE HUNTER


Referred to by many as the "heart and soul" of the Washington Capitals, Dale Hunter was well respected for his dedication to the game. His 19 seasons in the NHL, 1,407 regular-season games and 186 playoff games serve as testimony to that dedication. At the time of his retirement following the 1998-99 season, only seven players in NHL history had appeared in more total games.

Hunter left the game having firmly etched his name in the Capitals' record book. In regular-season play he finished his career ranked first in penalty minutes (2,003), second in games played (872), tied for second in power-play goals (72), third in

**Retired March 11, 2000**

assists (375), third in points (556), tied for fifth in game-winning goals (29) and tied for eighth in goals (181). He retired leading the franchise in virtually every category: games played (100), goals (25), assists (47), points (72), power-play goals (11) and penalty minutes (372).

Perhaps Hunter summed up his contributions best at his retirement ceremony March 11, 2000, when he said, "I'm not a Wayne Gretzky. I just tried to give my all every night. That work ethic is what the Caps have always been about."



## 11 MIKE GARTNER

Mike Gartner, a member of the Hockey Hall of Fame who ranks second in Capitals history in goals (397), assists (392) and points (789), became the fourth player in Capitals history to have his number retired when the No. 11 was raised to the rafters on Dec. 28, 2008.

Gartner spent the first 10 seasons of his 19-year NHL career with the Capitals after Washington selected him in the first round, fourth overall, in the 1979 NHL Draft. He led the team in goals five times and in points four times, scoring at least 35 goals in each of his first nine years in Washington (he had 26 goals when he was traded 56 games into 1988-89, his 10th season). He left the team as its all-time leader in games played, goals, assists, points, power-play goals and game-winning goals.

**Retired Dec. 28, 2008**

Gartner was a member of the first six Capitals playoff teams, leading four of those teams in playoff scoring. He recorded 43 points (16 goals, 27 assists) in 47 playoff games for the club and at the time of his trade was Washington's all-time leading playoff scorer.

Gartner played 1,432 career games with five teams in his career, recording 708 goals (sixth in NHL history) and 627 assists for 1,335 points. Inducted in the Hockey Hall of Fame in 2001, Gartner holds the NHL record for the most 30-goal seasons (17) and shares the record for most consecutive 30-goal seasons (15). He played in seven NHL All-Star Games and three times won the NHL's fastest skater competition at the NHL All-Star Game.



# Capitals Logo & Uniform History

The Capitals current look, unveiled prior to the 2007-08 season, boasts ties to the franchise's past both in color and design.

Red, white and blue brought the Capitals back to their original colors, in shades that align with those of the American flag and symbolically strengthen the Capitals' ties to their home city of Washington, D.C., the nation's capital.

Countless Capitals fans had emailed owner Ted Leonsis asking – pleading in some cases – for a return to the red, white and blue that the team wore for 20 years. Spurred on by those requests – along with similar convictions held by Leonsis, team president Dick Patrick, the rest of the ownership group and vice president and general manager George McPhee – the Capitals worked with Reebok to develop the new look.

The primary logo draws upon the team's original jerseys, but with a fresh, bold font. The letters lean forward, representing the team's commitment to innovation and forward thinking. The three stars represent Maryland, Virginia and Washington, D.C. – the three main geographic areas in the Capitals' market – and align with hockey tradition, as each game's top players are named its three stars. The letter t, like in the original uniforms, depicts a hockey stick, with a puck at the end.

The shoulder patch incorporates imagery from the Capitals' most recent uniforms, which featured an eagle and the Capitol dome. Here those Washington, D.C., icons come together in a distinctive look. The eagle's wings are raised at its sides and help form the shape of a "W," representing Washington, D.C., the world's most powerful and influential city.



## UNIFORM TIMELINE

### 1974-75

The team wears red, white and blue uniforms during its inaugural year in the NHL.

### 1980-81

The "WASHINGTON" above the Capitals wordmark logo is reduced in size.

### 1983-84

The number of stars on the sleeves is reduced from five to four. It returns to five two years later.

### June 22, 1995

The team introduces new logos and uniforms with a blue, black and bronze color scheme.

### 1995-96

The first year of the blue, black and bronze jerseys. The word "CAPITALS" appears below the eagle on the home and road jerseys.

### 1997-98

The word "CAPITALS" only appears on the road jerseys. A black third jersey is added and is worn for the first time Jan. 25, 1998. The jersey, which is worn nine times during the season, has arched letters for the nameplate.

### 2000-01

The black jersey replaces the road blue jersey and the team now only wears two jerseys. The nameplate letters on the black jersey are no longer arched.

### 2003-04

The NHL switches to wear dark jerseys at home and white jerseys on the road.

### June 22, 2007

The team introduces new logos and changes its colors and uniforms back to red, white and blue.



2007-08 to present



1974-75 to 1994-95



1995-96 to 2006-07



1997-98 to 2006-07





# All-Time Draft Selections

## 2011 (JUNE 24-25)

Rd. No.	Player	Pos.	Team
4	117 Steffen Soberg	G	Manglerud (Norway)
5	147 Patrick Koudys	D	R.P.I. (ECAC)
6	177 Travis Boyd	C	U.S. NTDP
7	207 Garrett Haar	D	Fargo (USHL)

## 2010 (JUNE 25-26)

Rd. No.	Player	Pos.	Team
1	26 Evgeny Kuznetsov	C	Chelyabinsk (KHL)
3	86 Stanislav Galiev	RW	Saint John (QMJHL)
4	112 Philipp Grubauer	G	Windsor (OHL)
5	142 Caleb Herbert	C	Bloomington-Jefferson HS (USHS)
6	176 Samuel Carrier	D	Lewiston (QMJHL)

## 2009 (JUNE 26-27)

Rd. No.	Player	Pos.	Team
1	24 Marcus Johansson	C	Farjestad (Sweden)
2	55 Dmitri Orlov	D	Novokuznetsk (KHL)
3	85 Cody Eakin	C	Swift Current (WHL)
4	115 Patrick Wey	D	Waterloo (USHL)
5	145 Brett Flemming	D	Mississauga (OHL)
6	175 Garrett Mitchell	RW	Regina (WHL)
7	205 Benjamin Casavant	LW	P.E.I. (QMJHL)

## 2008 (JUNE 20-21)

Rd. No.	Player	Pos.	Team
1	21 Anton Gustafsson	C	Frolunda Jr. (Sweden)
1	27 John Carlson	D	Indiana (USHL)
2	57 Eric Mestery	D	Tri-City (WHL)
2	58 Dmitry Kugryshev	RW	CSKA-2 (Russia)
4	93 Braden Holtby	G	Saskatoon (WHL)
5	144 Joel Broda	C	Moose Jaw (WHL)
6	174 Greg Burke	LW	New Hampshire (EJHL)
7	204 Stefan Della Rovere	LW	Barrie (OHL)

## 2007 (JUNE 22-23)

Rd. No.	Player	Pos.	Team
1	5 Karl Alzner	D	Calgary (WHL)
2	34 Josh Godfrey	D	Sault Ste. Marie (OHL)
2	46 Theo Ruth	D	U.S. NTDP
3	84 Phil DeSimone	C	Sioux City (USHL)
4	108 Brett Bruneteau	C	Omaha (USHL)
5	125 Brett Leffler	RW	Regina (WHL)
6	154 Dan Dunn	G	Wellington (OPJHL)
6	180 Justin Taylor	C	London (OHL)
7	185 Nick Larson	C	Omaha (USHL)
7	199 Andrew Glass	LW	Nobles (USHS)

## 2006 (JUNE 24)

Rd. No.	Player	Pos.	Team
1	4 Nicklas Backstrom	C	Brynäs (Sweden)
1	23 Semyon Varlamov	G	Yaroslavl 2 (Russia)
2	34 Michal Neuvirth	G	Sparta Jr. (Czech)
2	35 Francois Bouchard	RW	Baie Comeau (QMJHL)
2	52 Keith Seabrook	D	Burnaby (BCHL)
4	97 Oskar Osala	LW	Mississauga (OHL)
4	122 Luke Lynes	C/LW	Brampton (OHL)
5	127 Maxime Lacroix	LW	Quebec (QMJHL)
6	157 Brent Gwidt	C	Lakeland HS (USHS)
6	177 Mathieu Perreault	C	Acadie-Bath. (QMJHL)

## 2005 (JUNE 30)

Rd. No.	Player	Pos.	Team
1	14 Sasha Pokulok	D	Cornell (ECACHL)
1	27 Joe Finley	D	Sioux Falls (USHL)
4	109 Andrew Thomas	D	Denver (WCHA)
4	118 Patrick McNeill	D	Saginaw (OHL)
5	143 Daren Machesney	G	Brampton (OHL)
6	181 Tim Kennedy	LW	Sioux City (USHL)
7	209 Viktor Dovgan	D	CSKA Jr. (Russia)

## 2004 (JUNE 26-27)

Rd. No.	Player	Pos.	Team
1	1 Alex Ovechkin	LW	Dynamo (Russia)
1	27 Jeff Schultz	D	Calgary (WHL)
1	29 Mike Green	D	Saskatoon (WHL)
2	33 Chris Bourque	LW	Cushing (USHE)
2	62 Michail Yunkov	C/W	Krylja (Russia)
3	66 Sami Lepisto	D	Jokerit (Finland)
3	88 Clayton Barthele	D	Seattle (WHL)
5	132 Oscar Hedman	D	Modo (Sweden)
5	138 Pasi Salonen	W	IFK Jr. (Finland)
6	166 Peter Guggisberg	W	Davos (Swiss)
7	197 Andrew Gordon	RW	Notre Dame (SJHL)
8	230 Justin Mrazek	G	Estevan (SJHL)
9	263 Travis Morin	C	Minnesota State (WCHA)

## 2003 (JUNE 21-22)

Rd. No.	Player	Pos.	Team
1	18 Eric Fehr	RW	Brandon (WHL)
3	83 Stephen Werner	RW	UMass (HE)
4	109 Andreas Valdix	LW	Malmö (Sweden)
5	155 Josh Robertson	C	Proctor (USHE)
8	249 Andrew Joudrey	C	Notre Dame (SJHL)
9	279 Mark Olafson	RW	Kelowna (WHL)

## 2002 (JUNE 22-23)

Rd. No.	Player	Pos.	Team
1	12 Steve Eminger	D	Kitchener (OHL)
1	13 Alexander Semin	LW	Cheljabinsk (Russia)
1	17 Boyd Gordon	RW	Red Deer (WHL)
2	59 Maxime Daigneault	G	Val d'Or (QMJHL)
3	77 Patrick Wellar	D	Portland (WHL)
3	92 Derek Krestanovich	C	Moose Jaw (WHL)
4	109 Jevon Desautels	LW	Spokane (WHL)
4	118 Petr Dvorak	C	Havířov (Czech Jr.)
5	145 Robert Gherson	G	Sarnia (OHL)
6	179 Marian Havel	C/LW	Vancouver (WHL)
7	209 Joni Lindlof	W	Tappara (Fin. Jr.)
8	242 Igor Ignatushkin	W	Elektrostal (Russia)
9	272 Patric Blomdahl	W	AIK (SJL)

## 2001 (JUNE 23-24)

Rd. No.	Player	Pos.	Team
2	58 Nathan Paetsch	D	Moose Jaw (WHL)
3	90 Owen Fussey	RW	Calgary (WHL)
4	125 Jeff Lucky	RW	Spokane (WHL)
5	160 Artem Ternavsky	D	Sherbrooke (QMJHL)
6	191 Zbynek Novak	F	Slavia Jr. (Czech)
7	221 John Oduya	D	Victoriaville (QMJHL)
8	249 Matt Maglione	D	Princeton (ECAC)
8	254 Peter Polcik	LW	Nitra Jr. (Slovakia)
9	275 Robert Muller	G	Mannheim (Germany)
9	284 Viktor Hubl	LW	Slavia (Czech)

## 2000 (JUNE 24-25)

Rd. No.	Player	Pos.	Team
1	26 Brian Sutherby	C	Moose Jaw (WHL)
2	43 Matt Pettinger	LW	Calgary (WHL)
2	61 Jakub Cutta	D	Swift Current (WHL)
4	121 Ryan Vanbuskirk	D	Sarnia (OHL)
5	163 Ivan Nepriyayev	C	Yaroslavl (Russia)
9	289 Bjorn Nord	D	Djurgårdens (Sweden)



# All-Time Draft Selections

## 1999 (JUNE 26)

Rd. No.	Player	Pos.	Team
1 7	Kris Beech	C	Calgary (WHL)
2 29	Michal Sivek	C	Kladno, Jr. (Czech)
2 31	Charlie Stephens	C	Prince Albert (WHL)
2 34	Ross Lupaschuk	D	Guelph (OHL)
2 37	Nolan Yonkman	D	Kelowna (WHL)
5 132	Roman Tvrdon	C	Trencin (Slovakia)
6 175	Kyle Clark	RW	Harvard (ECAC)
7 192	David Johansson	D	AIK Jr. (Sweden)
8 219	Maxim Orlov	C	CSKA Jr. (Russia)
9 249	Igor Shadilov	D	Dynamo (Russia)

## 1998 (JUNE 27)

Rd. No.	Player	Pos.	Team
2 49	Jomar Cruz	G	Brandon (WHL)
3 59	Todd Hornung	C	Portland (WHL)
4 106	Krys Barch	LW	London (OHL)
4 107	Chris Corrinet	RW	Princeton (ECAC)
5 118	Mike Siklenka	D	Lloydminster (SJHL)
5 125	Erik Wendell	C	Maple Grove (HS)
7 179	Nathan Forster	D	Seattle (WHL)
7 193	Rastislav Stana	G	HC Kosice (Slovakia)
8 220	Mike Farrell	D	Providence (HE)
9 251	Blake Evans	C	Tri-City (WHL)

## 1997 (JUNE 21)

Rd. No.	Player	Pos.	Team
1 9	Nicholas Boynton	D	Ottawa (OHL)
2 35	Jean-Francois Fortin	D	Sherbrooke (QMJHL)
4 89	Curtis Cruickshank	G	Kingston (OHL)
5 116	Kevin Caulfield	RW	Boston College (HE)
6 143	Henrik Petre	D	Djurgarden (Sweden)
8 200	Pierre-Luc Therrien	G	Drummondville (QMJHL)
9 226	Matt Oikawa	RW	St. Lawrence (ECAC)

## 1996 (JUNE 22)

Rd. No.	Player	Pos.	Team
1 4	Alexandre Volchkov	C	Barrie (OHL)
1 17	Jaroslav Svejkovsky	RW	Tri-City (WHL)
2 43	Jan Bulis	C	Barrie (OHL)
3 58	Sergei Zimakov	D	Krylja Sovetov (Rus)
3 74	David Weninger	G	Michigan Tech (WCHA)
3 78	Shawn McNeil	C	Kamloops (WHL)
4 85	Justin Davis	RW	Kingston (OHL)
5 126	Matt Lahey	LW	Peterborough (OHL)
6 153	Andrew Van Bruggen	RW	N. Michigan (CCHA)
7 180	Michael Anderson	RW	Minnesota (WCHA)
8 206	Oleg Orekhovsky	D	Dynamo (Russia)
9 232	Chad Cavanagh	LW	London (OHL)

## 1995 (JUNE 28)

Rd. No.	Player	Pos.	Team
1 17	Brad Church	LW	Prince Albert (WHL)
1 23	Miika Elomo	LW	Kiekko-67 (Finland)
2 43	Dwayne Hay	LW	Guelph (OHL)
4 93	S. Charpentier	G	Laval (QMJHL)
4 95	Joel Theriault	D	Beauport (QMJHL)
5 105	Benoit Gratton	LW	Laval (QMJHL)
5 124	Joel Cort	D	Guelph (OHL)
6 147	Frederick Jobin	D	Laval (QMJHL)
8 199	Vasilii Turkovsky	D	CSKA (Russia)
9 225	Scott Swanson	D	Omaha Jr. A (USHL)

## 1994 (JUNE 28)

Rd. No.	Player	Pos.	Team
1 10	Nolan Baumgartner	D	Kamloops (WHL)
1 15	Alexander Kharlamov	LW	CSKA (Russia)
2 41	Scott Cherrey	LW	North Bay (OHL)
4 93	Matthew Herr	C	Hotchkiss (HS)
5 119	Yanick Jean	D	Chicoutimi (QMJHL)
6 145	Dmitri Mekeshkin	D	Avangard Omsk (Rus.)
7 171	Daniel Reja	C	London (OHL)
8 197	Chris Patrick	LW	Kent School (HS)
9 223	John Tuohy	D	Kent School (HS)
10 249	Richard Zednik	LW	B. Bystrica (Slovakia)
11 275	Sergei Tertshyn	D	Chelyabinsk (Russia)

## 1993 (JUNE 26-27)

Rd. No.	Player	Pos.	Team
1 11	Brendan Witt	D	Seattle (WHL)
1 17	Jason Allison	C	London (OHL)
3 69	Patrick Boileau	D	Laval (QMJHL)
6 147	Frank Banham	RW	Saskatoon (WHL)
7 173	Dan Henrickson	RW	St. Paul (USJHL)
7 174	Andrew Brunette	LW	Owen Sound (OHL)
8 199	Joel Poirier	LW	Sudbury (OHL)
9 225	Jason Gladney	D	Kitchner (OHL)
10 251	Mark Seliger	G	Rosenheim (Germany)
11 277	Dany Bousquet	C	Penticon (BCHL)

## 1992 (JUNE 20)

Rd. No.	Player	Pos.	Team
1 14	Sergei Gonchar	D	Chelyabinsk (CIS)
2 32	Jim Carey	G	Catholic Memorial (HS)
3 53	Stefan Ustorf	C	Kaufbeuren (Germany)
3 71	Martin Gendron	RW	St-Hyacinthe (QMJHL)
5 119	John Varga	LW	Tacoma (WCHL)
7 167	Mark Matier	D	Sault Ste. Marie (OHL)
8 191	Mike Mathers	LW	Kamloops (WHL)
9 215	Brian Staggs	RW	Kingston (OHL)
10 239	Gregory Callahan	D	Belmont Hill (HS)
11 263	B.J. MacPherson	LW	Oshawa (OHL)

## 1991 (JUNE 22)

Rd. No.	Player	Pos.	Team
1 14	Pat Peake	C	Detroit (OHL)
1 21	Trevor Halverson	LW	North Bay (OHL)
2 25	Eric Lavigne	D	Hull (QMJHL)
2 36	Jeff Nelson	C	Prince Albert (WHL)
3 58	Steve Konowalchuk	C	Portland (WHL)
4 80	Justin Morrison	LW	Kingston (OHL)
7 146	Dave Morissette	LW	Shawinigan (QMJHL)
8 168	Rick Corrieau	D	London (OHL)
9 190	Trevor Duhaime	RW	St. Jean (QMJHL)
10 209	Rob Leask	D	Hamilton (OHL)
10 212	Carl LeBlanc	D	Granby (QMJHL)
11 234	Rob Puchniak	D	Lethbridge (WHL)
12 256	Bill Kovacs	LW	Sudbury (OHL)

## 1990 (JUNE 16)

Rd. No.	Player	Pos.	Team
1 9	John Slaney	D	Cornwall (OHL)
2 30	Rod Pasma	D	Cornwall (OHL)
3 51	Chris Longo	RW	Peterborough (OHL)
4 72	Randy Pearce	LW	Kitchner (OHL)
5 93	Brian Sakic	LW	Swift Current/Tri-City (WHL)
5 94	Mark Ouimet	C	Michigan (CCHA)
6 114	Andrei Kovalev	RW	Dynamo Moscow (Rus.)
7 135	Roman Kontsek	RW	Dukla Trencin (Czech)
8 156	Peter Bondra	RW	Kosice (Czech)
8 159	Steve Martell	RW	London (OHL)
9 177	Ken Klee	D	Bowling Green (CCHA)
10 198	Michael Boback	C	Providence (HE)
11 219	Alan Brown	D	Colgate (ECAC)
12 240	Todd Hlushko	LW	London (OHL)



# All-Time Draft Selections

## 1989 (JUNE 17)

Rd. No.	Player	Pos.	Team
1 19	Olie Kolzig	G	Tri-City (WHL)
2 35	Byron Dafeo	G	Portland (WHL)
3 59	Jim Mathieson	D	Regina (WHL)
4 61	Jason Woolley	D	Michigan State (CCHA)
5 82	Trent Klatt	C	Osseo (USHS)
6 145	Dave Lorentz	LW	Peterborough (OHL)
7 166	Dean Holoiien	D	Saskatoon (WHL)
8 187	Victor Gervais	C	Seattle (WHL)
9 208	Jiri Vykoukal	D	DS Olomouc (Czech)
10 229	Andrei Sidorov	RW	Sokol-Kiev (Russia)
12 250	Ken House	C	Miami (CCHA)

## 1988 (JUNE 11)

Rd. No.	Player	Pos.	Team
1 15	Reggie Savage	C	Victoriaville (QMJHL)
2 36	Tim Taylor	C	London (OHL)
3 41	Wade Bartley	D	Dauphin (Jr. A)
4 57	Duane Derksen	G	Winkler (Jr. A)
5 78	Rob Krauss	D	Lethbridge (WHL)
6 120	Dmitri Khristich	LW	Sokol-Kiev (Russia)
7 141	Keith Jones	RW	Niagara Falls (Jr. B)
8 144	Brad Schlegel	D	London (OHL)
9 162	Todd Hilditch	D	Penticon Tier II (Jr. B)
10 183	Petr Pavlas	D	Dukla Trencin (Czech)
11 192	Mark Sorensen	D	Michigan (CCHA)
12 204	Claudio Scremin	D	Maine (HE)
13 225	Chris Venkus	RW	Western Michigan (CCHA)
14 246	Ron Pascucci	D	Belmont Hill (HS)

## 1987 (JUNE 13)

Rd. No.	Player	Pos.	Team
2 36	Jeff Ballantyne	D	Ottawa (OHL)
3 57	Steve Maltais	LW	Cornwall (OHL)
4 78	Tyler Larter	C	Sault Ste. Marie (OHL)
5 99	Pat Beauchesne	D	Moose Jaw (WHL)
6 120	Rich Defreitas	D	St. Mark's (HS)
7 141	Devon Oleniuk	D	Kamloops (WHL)
8 162	Thomas Sjogren	RW	Vastra Frolunda (Swe.)
10 204	Chris Clarke	D	Pembroke (OPJHL)
11 225	Milos Vanik	C	EHC Freiburg (Germany)
12 240	Dan Brettschneider	RW	Burnsville (HS)
12 246	Ryan Kumm	D	RPI (ECAC)

## 1986 (JUNE 21)

Rd. No.	Player	Pos.	Team
1 19	Jeff Greenlaw	LW	Canadian Nat'l Team
2 40	Steve Seftel	LW	Kingston (OHL)
3 60	Shawn Simpson	G	Sault Ste. Marie (OHL)
3 61	Jim Hrivnak	G	Merrimack (NCAA)
4 82	Erin Ginnell	C	Calgary (WHL)
5 103	John Purves	RW	Hamilton (OHL)
6 124	Stefan Nilsson	C	Lulea (Sweden)
7 145	Peter Choma	RW	Belleville (OHL)
8 166	Lee Davidson	C	Penticon (Jr. A)
9 187	Tero Toivola	RW	Tappara (Finland)
10 208	Bob Babcock	D	Sault Ste. Marie (OHL)
11 229	John Schratz	D	Amherst (OPJHL)
12 250	Scott McCrory	C	Oshawa (OHL)

## 1985 (JUNE 15)

Rd. No.	Player	Pos.	Team
1 19	Yvon Corriveau	LW	Toronto (OHL)
2 40	John Druce	RW	Peterborough (OHL)
3 61	Rob Murray	C	Peterborough (OHL)
4 82	Bill Houlder	D	North Bay (OHL)
4 83	Larry Shaw	D	Peterborough (OHL)
5 103	Claude Dumas	C	Granby (QMJHL)
6 124	Doug Stromback	RW	Kitchner (OHL)
7 145	Jamie Nadiwan	LW	Sudbury (OHL)
8 166	Mark Haarmonn	D	Oshawa (OHL)
9 187	Steve Hollett	C	Sault Ste. Marie (OHL)
10 208	Dallas Eakins	D	Peterborough (OHL)
11 229	Steve Hrynewich	LW	Ottawa (OHL)
12 250	Frank DiMuzzo	LW	Belleville (OHL)

## 1984 (JUNE 9)

Rd. No.	Player	Pos.	Team
1 17	Kevin Hatcher	D	North Bay (OHL)
2 34	Steve Leach	RW	Matignon (HS)
3 59	Michal Pivonka	C	Poldi Kladno (Czech)
4 80	Kris King	C	Peterborough (OHL)
6 122	Vito Cramarossa	RW	Toronto (OHL)
7 143	Timo Iljima	C	Karpat (Finland)
8 164	Frank Joo	D	Regina (WHL)
9 185	Jim Thomson	RW	Toronto (OHL)
10 205	Paul Cavallini	D	Hanry Carr (HS)
11 225	Mikhail Tatarinov	D	Sokol Kiev (USSR)
12 246	Per Schedrin	D	Brynas (Sweden)

## 1983 (JUNE 8)

Rd. No.	Player	Pos.	Team
4 75	Tim Bergland	C	Lincoln (HS)
5 95	Martin Bouliane	C	Granby (QMJHL)
7 135	Dwaine Hutton	LW	Kelowna (WHL)
8 155	Marty Abrams	G	Pembroke (CJHL)
9 175	Dave Cowan	C	Washburn (HS)
10 195	Yves Beaudoin	D	Shawinigan (QMJHL)
11 215	Alain Raymond	G	Trois-Rivieres (QMJHL)
11 216	Anders Huss	C	Brynas (Sweden)

## 1982 (JUNE 9)

Rd. No.	Player	Pos.	Team
1 5	Scott Stevens	D	Kitchener (OHL)
3 58	Milan Novy	C	Poldi Kladno (Czech)
5 89	Dean Evason	C	Kamloops (WHL)
6 110	Ed Kastelic	RW	London (OHL)
8 152	Wally Schreiber	RW	Regina (WHL)
9 173	Jamie Reeves	G	Saskatoon (WHL)
10 194	Juha Nuni	C	Tappara (Finland)
11 215	Wayne Prestage	C	Seattle (WHL)
12 236	Jon Holden	G	Peterborough (OHL)
12 247	Marco Kallas	C	St. Louis (Jr. B)

## 1981 (JUNE 10)

Rd. No.	Player	Pos.	Team
1 3	Bob Carpenter	C	St. John's (HS)
3 45	Eric Calder	D	Cornwall (QMJHL)
4 68	Tony Kellin	D	Grand Rapids (HS)
5 89	Mike Siltala	RW	Kingston (OHL)
5 91	Peter Sidorkiewicz	G	Oshawa (OHL)
6 110	Jim McGeough	C	Billings (WHL)
7 131	Risto Jalo	C	Ilves (Finland)
8 152	Gaetan Duchesne	LW	Quebec (QMJHL)
9 173	George White	LW	New Hampshire (ECAC)
10 194	Chris Valentine	RW	Sorel (QMJHL)



# All-Time Draft Selections

## 1980 (JUNE 11)

Rd. No.	Player	Pos.	Team
1 5	Darren Veitch	D	Regina (WHL)
3 47	Dan Miele	RW	Providence (ECAC)
3 55	Torrie Robertson	LW	Victoria (WHL)
5 89	Timo Blomqvist	D	Jokerit (Finland)
6 110	Todd Bidner	LW	Toronto (OHA)
7 131	Frank Perkins	RW	Sudbury (OHA)
8 152	Bruce Raboin	D	Providence (ECAC)
9 173	Peter Andersson	D	Timra IK (Sweden)
10 194	Tony Camazzola	D	Brandon (WHL)

## 1979 (AUGUST 9)

Rd. No.	Player	Pos.	Team
1 4	Mike Gartner	RW	Cincinnati (WHA)
2 24	Errol Rausse	LW	Seattle (WHL)
4 67	Harvie Pocza	LW	Billings (WHL)
5 88	Tim Tookey	C	Portland (WHL)
6 109	Greg Theberge	D	Peterborough (OHA)

## 1978 (JUNE 15)

Rd. No.	Player	Pos.	Team
1 2	Ryan Walter	C	Seattle (WCHL)
1 18	Tim Coulis	LW	Hamilton (OHA)
2 20	Paul Mulvey	LW	Portland (WCHL)
2 23	Paul MacKinnon	D	Peterborough (OHA)
3 38	Glen Currie	C	Laval (QMJHL)
3 45	Jay Johnston	D	Hamilton (OHA)
4 55	Bengt Gustafsson	LW	Farjestads (Sweden)
5 71	Lou Franceschetti	LW	Niagara Falls (OHA)
6 88	Vince Magnan	LW	Denver (WCHA)
7 105	Mats Hallin	LW	Farjestads (Sweden)
8 122	Richard Sirois	G	Milwaukee (IHL)
9 139	Denis Pomerleau	RW	Trois-Rivieres (QMJHL)
10 156	Barry Heard	G	London (OHA)
11 172	Mark Toffolo	D	Port Huron (IHL)
12 187	Paul Hogan	LW	Regina (WCHL)
12 189	Steve Barger	LW	Boston College (ECAC)
13 202	Rod Pacholsuk	D	Michigan (CCHA)
14 213	Wes Jarvis	C	Windsor (OHA)
14 215	Ray Irwin	D	Oshawa (OHA)

## 1977 (JUNE 14)

Rd. No.	Player	Pos.	Team
1 3	Robert Picard	D	Montreal (QMJHL)
2 21	Mark Lofthouse	RW	New Westminster (WCHL)
3 39	Eddy Godin	RW	Quebec (QMJHL)
4 57	Nelson Burton	LW	Quebec (QMJHL)
5 75	Denis Turcotte	C	Quebec (QMJHL)
6 93	Perry Schnarr	RW	Denver (WCHA)
7 111	Rollie Boutin	G	Lethbridge (WCHL)
8 127	Brent Tremblay	D	Trois-Rivieres (QMJHL)
9 143	Don Micheletti	LW	Minnesota (WCHA)
10 165	Archie Henderson	RW	Victoria (WCHL)

## 1976 (JUNE 1)

Rd. No.	Player	Pos.	Team
1 1	Rick Green	D	London (OHA)
1 15	Greg Carroll	C	Medicine Hat (WCHL)
3 37	Tom Rowe	RW	London (OHA)
4 55	Al Glendinning	D	Calgary (WCHL)
5 73	Doug Patey	RW	Sault Ste. Marie (OHA)
6 91	Jim Bedard	G	Sudbury (OHA)
7 100	Don Wilson	D	St. Catharines (OHA)
7 109	Dale Rideout	G	Sudbury (OHA)
8 119	Al Dumba	RW	Regina (WCHL)

## 1975 (JUNE 3)

Rd. No.	Player	Pos.	Team
1 18	Alex Forsyth	C	Kingston (OHA)
2 19	Peter Scamurra	D	Peterborough (OHA)
3 55	Blair MacKasey	D	Montreal (QMJHL)
4 73	Craig Crawford	LW	Toronto (OHA)
5 91	Roger Swanson	G	Flin Flon (WCHL)
6 109	Clark Jantzie	LW	U. of Alberta (CIAU)
7 127	Mike Fryia	LW	Peterborough (OHA)
8 144	Jim Ofrim	C	U. of Alberta (CIAU)
9 161	Malcolm Zinger	RW	Kamloops (WCHL)

## 1974 (MAY 28-30)

Rd. No.	Player	Pos.	Team
1 1	Greg Joly	D	Regina (WCHL)
2 19	Mike Marson	LW	Sudbury (OHA)
3 37	John Paddock	RW	Brandon (WCHL)
4 55	Paul Nicholson	LW	London (OHA)
5 73	Jack Patterson	LW	Kamloops (WCHL)
6 91	Brian Kinsella	C	Oshawa (OHA)
7 109	Garth Malarchuk	G	Calgary (WCHL)
8 127	John Nazur	LW	Cornwall (QMJHL)
9 144	Kelvin Erickson	G	Calgary (WCHL)
10 161	Tony White	LW	Kitchner (OHA)
11 176	Ron Pronchuk	D	Brandon (WCHL)
12 190	Dave McKee	LW	Oshawa (OHA)
13 202	Scott Mabley	D	Sault Ste. Marie (OHA)
14 212	Bernard Plante	LW	Trois-Rivieres (QMJHL)
15 220	Jacques Chaisson	RW	Drummondville (QMJHL)
16 225	Bill Bell	LW	Regina (WCHL)
17 228	Bob Blanchet	G	Kitchner (OHA)
18 231	John Bower, Jr.	D	Downsview (OPJHL)
19 234	Yves Plouffe	D	Sorel (QMJHL)
20 237	Terry Bozack	D	Pembroke (CJHL)
21 240	Gord Cole	LW	Brandon (WCHL)
22 242	Mike Cosentino	C	Hamilton (OHA)
23 244	John Duncan	D	Cornwall (QMJHL)
24 246	Barry Kerfoot	RW	Smith Falls (CJHL)
25 247	Ron Poole	C	Kamloops (WCHL)

## 1974 EXPANSION DRAFT (JUNE 12)

No.	Player	Pos.	Team Selected From
2	Ron Low	G	Toronto
4	Michel Belhumeur	G	Philadelphia
6	Dave Kryskow	LW	Chicago
8	Yvon Labre	D	Pittsburgh
10	Pete Laframboise	C	California
12	Bob Gryp	LW	Boston
14	Gord Smith	D	Los Angeles
16	Steve Atkinson	RW	Buffalo
18	Bruce Cowick	LW	Philadelphia
20	Denis Dupere	LW	Toronto
22	Joe Lundrigan	D	Toronto
24	Randy Wyrozub	C	Buffalo
26	Mike Bloom	LW	Boston
28	Gord Brooks	RW	St. Louis
30	Bob Collyard	C	St. Louis
32	Bill Mikkelsen	D	NY Islanders
34	Ron Anderson	RW	Boston
36	Mike Lampman	LW	Vancouver
38	Lew Morrison	RW	Atlanta
40	Steve West	C	Minnesota
42	Larry Bolonchuk	D	Vancouver
44	Murray Anderson	D	Minnesota
46	Larry Fullan	LW	Montreal
48	Jack Eggers	RW	NY Rangers





# All-Time Transactions

DATE	TRANSACTION
June 12, 1974	Caps claimed <b>Jim Hryciuk</b> from Hershey (AHL) in Intra-League Draft.
June 20, 1974	Caps acquired <b>Doug Mohns</b> from Atlanta for cash.
July 22, 1974	Caps acquired <b>Tommy Williams</b> from Boston for cash.
July 28, 1974	Caps acquired <b>Bill Lesuk</b> from Los Angeles for cash.
July 29, 1974	Caps acquired <b>Andre Peloffy</b> from NY Rangers for cash.
October 1, 1974	Caps signed <b>Bernie Wolfe</b> .
October 29, 1974	Caps claimed <b>Rod Seiling</b> off waivers from NY Rangers.
November 2, 1974	Caps acquired <b>Willie Brossart</b> and <b>Tim Ecclestone</b> from Toronto for <b>Rod Seiling</b> .
November 2, 1974	Caps traded <b>Tim Ecclestone</b> to Atlanta for cash.
December 14, 1974	Caps acquired <b>Ron LaLonde</b> from Pittsburgh for <b>Law Morrison</b> .
December 20, 1974	Caps signed <b>Bill Riley</b> to a five-game tryout contract.
January 21, 1975	Caps acquired <b>Ron Jones</b> from Pittsburgh for Pete Laframboise.
February 8, 1975	Caps acquired <b>Jack Lynch</b> from Detroit for <b>Dave Kryskow</b> .
February 10, 1975	Caps acquired <b>Garnet Bailey</b> and <b>Stan Gilbertson</b> from St. Louis for <b>Denis Dupere</b> .
February 28, 1975	Caps acquired <b>Nelson Pyatt</b> from Detroit for a 3rd round pick ( <b>Allen Cameron</b> ) in the 1975 Amateur Draft.
March 3, 1975	Caps traded <b>Bill Mikkelsen</b> to Los Angeles for cash.
March 9, 1975	Caps acquired <b>Blair Stewart</b> from Detroit for <b>Mike Bloom</b> .
May 21, 1975	Caps released <b>Bruce Cowick</b> on waivers to St. Louis.
June 4, 1975	Caps acquired <b>Bill Clement</b> , <b>Don Maclean</b> , and a 1st round pick in the 1975 Amateur Draft ( <b>Alex Forsythe</b> ) from Philadelphia for a 1st round pick in the 1975 Amateur Draft ( <b>Mel Bridgman</b> ).
June 17, 1975	Caps claimed <b>Hartland Monahan</b> from NY Rangers in Intra-League Draft.
October, 1975	Caps signed <b>Brian Stapleton</b> to a three-game tryout contract.
December 15, 1975	Caps acquired <b>Bob Sirois</b> from Philadelphia for future considerations ( <b>John Paddock</b> ).
December 16, 1975	Caps acquired <b>Harvey Bennett</b> from Pittsburgh for <b>Stan Gilbertson</b> .
January 22, 1976	Caps acquired <b>Gerry Meahan</b> , <b>Jean Lemieux</b> , and Buffalo's 1st round pick in the 1976 Entry Draft (previously acquired, <b>Gregg Carroll</b> ) from Atlanta for <b>Bill Clement</b> .
February 23, 1976	Caps acquired <b>Rich Nantais</b> and <b>Alain Langlois</b> from New Haven (AHL) for <b>Ron H. Anderson</b> and <b>Bob Gryp</b> .
March 1, 1976	Caps signed <b>Rick Bragnalo</b> .
September 1, 1976	Caps signed <b>Guy Charron</b> .
September 27, 1976	Caps traded <b>Blair MacKasey</b> to Toronto.
October 5, 1976	Caps signed <b>Gord Lane</b> .
October 10, 1976	Caps signed <b>Steve Self</b> .
November 24, 1976	Caps traded <b>Harvey Bennett</b> to Philadelphia for cash.
November 30, 1976	Caps acquired <b>Bryan Watson</b> from Detroit for <b>Greg Joly</b> .
December 4, 1976	Caps acquired <b>Bill Collins</b> from Philadelphia for cash.
January 19, 1977	Caps signed <b>Bill Riley</b> .
February 1, 1977	Caps signed <b>Craig Patrick</b> .
March 3, 1977	Caps acquired <b>Roger Crozier</b> from Buffalo for cash.
May 29, 1977	Caps claimed <b>Doug Gibson</b> off waivers from Boston.
August 17, 1977	Caps acquired <b>Walt McKechnie</b> , a 3rd round pick in the 1978 Amateur Draft ( <b>Jay Johnston</b> ), and a 2nd round pick in the 1979 Amateur Draft ( <b>Errol Rousse</b> ) from Detroit for the rights to <b>Ron Low</b> and a 3rd round pick ( <b>Borris Fistric</b> ) in the 1979 Amateur Draft.
September 3, 1977	Caps signed <b>Gary Smith</b> .
October 1, 1977	Caps acquired <b>Don Awrey</b> from Pittsburgh for <b>Bob Paradise</b> .
October 17, 1977	Caps traded <b>Hartland Monahan</b> to Pittsburgh for a 1st round pick (later traded) in the 1979 Entry Draft.
December 9, 1977	Caps acquired <b>Bob Girard</b> and a 2nd round pick in the 1978 Amateur Draft ( <b>Paul McKinnon</b> ) from Cleveland for <b>Walt McKechnie</b> .
February 19, 1978	Caps traded <b>Gary Smith</b> to Minnesota for cash.
June 10, 1978	Caps signed <b>Rolf Edberg</b> .
June 10, 1978	Caps signed <b>Leif Svensson</b> .
September 21, 1978	Caps signed <b>Greg Carroll</b> .
October 9, 1978	Caps claimed <b>Pierre Bouchard</b> from Montreal in Waiver Draft.
October 18, 1978	Caps acquired <b>Dennis Maruk</b> from Minnesota for Minnesota's 1st round pick in the 1979 Entry Draft (previously acquired, <b>Tom McCarthy</b> ).
October 19, 1978	Caps acquired <b>Michel Bergeron</b> from the NY Islanders for a 2nd round pick ( <b>Tomas Jonsson</b> ) in the 1979 Amateur Draft.
December 4, 1978	Caps signed <b>Gary Rissling</b> .
December 19, 1978	Caps signed <b>Gary Inness</b> .
January 6, 1979	Caps released <b>Greg Carroll</b> on waivers to Detroit.
January 15, 1979	Caps claimed <b>Greg Polis</b> off waivers from NY Rangers.
February 7, 1979	Caps signed <b>Dennis Hextall</b> .
March 12, 1979	Caps acquired <b>Chuck Arnason</b> from Minnesota for future considerations.
April 24, 1979	Caps traded <b>Chuck Arnason</b> to Minnesota for cash.
June 9, 1979	Caps reclaimed <b>Paul MacKinnon</b> from Winnipeg prior to Expansion Draft.
June 9, 1979	Caps claimed <b>Bengt Gustafsson</b> from Edmonton (WHL) prior to Expansion Draft.
June 11, 1979	Caps acquired <b>Steve Clippingdale</b> from Los Angeles for <b>Mike Marson</b> .
June 13, 1979	Caps lost <b>Doug Patey</b> to Edmonton in Expansion Draft.
June 13, 1979	Caps lost <b>Gord Smith</b> to Winnipeg in Expansion Draft.
June 13, 1979	Caps lost <b>Bill Riley</b> to Winnipeg in Expansion Draft.
June 13, 1979	Caps lost <b>Blair Stewart</b> to Quebec in Expansion Draft.
June 13, 1979	Caps claimed <b>Eddy Godin</b> as a fill in during Expansion Draft.
June 13, 1979	Caps claimed <b>Bob Girard</b> as a fill in during Expansion Draft.
June 15, 1979	Caps acquired <b>Dave Parro</b> from Quebec for <b>Nelson Burton</b> .
August 12, 1979	Caps signed <b>Tony Cassolato</b> .
August 16, 1979	Caps acquired <b>Wayne Stephenson</b> from Philadelphia for a 3rd round pick in the 1981 Entry Draft ( <b>Barry Tabobondung</b> ).
September 16, 1979	Caps signed <b>Antero Lehtonen</b> .
October 9, 1979	Caps signed <b>Claude Noel</b> .
November 9, 1979	Caps signed <b>Jim McTaggart</b> .
December 7, 1979	Caps acquired <b>Mike Kaszycki</b> from NY Islanders for <b>Gord Lane</b> .



# All-Time Transactions

DATE	TRANSACTION
January 17, 1980	Caps acquired <b>Al Hangleben</b> from Hartford for <b>Tom Rowe</b> .
February 16, 1980	Caps acquired <b>Pat Ribble</b> from Toronto for <b>Mike Kaszycki</b> .
June 5, 1980	Caps signed <b>Howard Walker</b> .
June 11, 1980	Caps acquired <b>Mike Palmateer</b> and Toronto's 3rd round pick in the 1980 Entry Draft ( <b>Torrie Robertson</b> ) from Toronto for <b>Tim Coulis</b> , <b>Robert Picard</b> and a 2nd round pick in the 1980 Entry Draft ( <b>Bob McGill</b> ).
July 1, 1980	Caps acquired <b>Jean Pronovost</b> from Calgary for cash.
August 21, 1980	Caps acquired <b>Bob Kelly</b> from Philadelphia for a 3rd round pick in the 1982 Entry Draft ( <b>Bill Campbell</b> ).
October 6, 1980	Caps signed <b>Dennis Ververgaert</b> .
November 7, 1980	Caps claimed <b>Rick Smith</b> off waivers from Detroit.
December 26, 1980	Caps acquired <b>Dwayne Lowdermilk</b> from NY Islanders for future considerations.
January 2, 1981	Caps acquired a 5th round pick in the 1981 Entry Draft ( <b>Peter Sidorkiewicz</b> ) from Pittsburgh for <b>Gary Rissling</b> .
June 5, 1981	Caps signed <b>Roland Stoltz</b> .
July 23, 1981	Caps acquired <b>Al Jensen</b> from Detroit for <b>Mark Lofthouse</b> .
September 4, 1981	Caps signed <b>Orest Kindrachuk</b> .
September 4, 1981	Caps transferred <b>Paul Mulvey</b> to Pittsburgh as compensation for Caps' signing of <b>Orest Kindrachuk</b> .
October 5, 1981	Caps claimed <b>Terry Murray</b> off waivers from Philadelphia.
November 25, 1981	Caps acquired <b>Bobby Gould</b> and <b>Randy Holt</b> from Calgary for Pat Ribble and a 2nd round pick in the 1982 Entry Draft ( <b>Todd Francis</b> ).
January 31, 1982	Caps signed <b>Tom Rowe</b> .
February 1, 1982	Caps acquired <b>Lee Norwood</b> and a 6th round pick in the 1982 Entry Draft ( <b>Mats Kihlstrom</b> ) from Quebec for Tim Tookey and a 7th round pick in the 1982 Entry Draft ( <b>Daniel Poudrier</b> ).
March 9, 1982	Caps acquired <b>Doug Hicks</b> from Edmonton for <b>Todd Bidner</b> .
June 9, 1982	Caps acquired <b>Ken Houston</b> and <b>Pat Riggan</b> from Calgary for <b>Howard Walker</b> , <b>George White</b> , a 6th round pick in the 1982 Entry Draft ( <b>Mats Kihlstrom</b> ), a 3rd round pick in the 1983 Entry Draft ( <b>Parry Berezan</b> ), and a 2nd round pick in the 1984 Entry Draft ( <b>Paul Ranheim</b> ).
June 9, 1982	Caps acquired <b>Alan Haworth</b> and a 3rd round pick ( <b>Milan Novy</b> ) in the 1982 Entry Draft from Buffalo for a 2nd round pick ( <b>Mike Anderson</b> ) and a 4th round pick ( <b>Timo Jutila</b> ) in the 1982 Entry Draft.
August 4, 1982	Caps acquired <b>Robbie Moore</b> and a 11th round pick in the 1983 Entry Draft ( <b>Anders Huss</b> ) from Minnesota for <b>Wes Jarvis</b> and <b>Rollie Boutin</b> .
August 28, 1982	Caps acquired <b>Ted Bulley</b> and <b>Dave Hutchinson</b> from Chicago for a 6th round choice in the 1983 Entry Draft ( <b>Jari Torkki</b> ) and a 5th round pick in the 1984 Entry Draft ( <b>Darin Sceviour</b> ).
September 9, 1982	Caps traded <b>Mike Palmateer</b> to Toronto for cash.
September 9, 1982	Caps acquired <b>Rod Langway</b> , <b>Craig Laughlin</b> , <b>Doug Jarvis</b> and <b>Brian Engblom</b> from Montreal for <b>Ryan Walter</b> and <b>Rick Green</b> .
October 4, 1982	Caps released <b>Dave Hutchinson</b> in waiver draft to New Jersey.
April 5, 1983	Caps signed <b>Bryan Erickson</b> .
June 8, 1983	Caps acquired <b>Dave Christian</b> from Winnipeg for a 1st round pick in the 1983 Entry Draft ( <b>Bobby Dollas</b> ).
July 5, 1983	Caps acquired a 2nd round pick in the 1984 Entry Draft ( <b>Stephen Leach</b> ) from Minnesota for <b>Dennis Maruk</b> .
October 3, 1983	Caps acquired <b>Greg C. Adams</b> from Hartford for <b>Torrie Robertson</b> .
October 6, 1983	Caps acquired <b>Dave Shand</b> from Toronto for <b>Lee Norwood</b> .
October 18, 1983	Caps acquired <b>Larry Murphy</b> from Los Angeles for <b>Brian Engblom</b> and <b>Ken Houston</b> .
November 17, 1983	Caps claimed <b>Gary McAdam</b> off waivers from New Jersey.
January 18, 1984	Caps traded rights to <b>Gary McAdam</b> to New Jersey for cash.
February 21, 1984	Caps signed <b>Bob Mason</b> .
February 21, 1984	Caps signed <b>Gary Sampson</b> .
March 6, 1984	Caps acquired a 4th round pick in the 1985 Entry Draft ( <b>Larry Shaw</b> ) from Edmonton for <b>Risto Jalo</b> .
March 29, 1984	Caps signed <b>Andre Hidi</b> .
July 11, 1984	Caps signed <b>Marc Chorney</b> .
July 17, 1984	Caps signed <b>Paul Gardner</b> .
August 7, 1984	Caps signed <b>Mike McEwen</b> .
August 17, 1984	Caps signed <b>Graeme Nicolson</b> .
March 12, 1985	Caps acquired <b>Mark Taylor</b> from Pittsburgh for <b>Jim McGeough</b> .
March 12, 1985	Caps acquired <b>David Jensen</b> from Hartford for <b>Dean Evason</b> and <b>Peter Sidorkiewicz</b> .
June 25, 1985	Caps signed <b>Grant Jennings</b> .
August 6, 1985	Caps signed <b>Grant Martin</b> .
September 9, 1985	Caps acquired <b>Daryl Evans</b> from Los Angeles for <b>Glen Currie</b> .
October 7, 1985	Caps claimed <b>Dwight Schofield</b> in Waiver Draft from St. Louis.
October 31, 1985	Caps acquired <b>Bruce Shobottom</b> from Los Angeles for <b>Bryan Erickson</b> .
November 14, 1985	Caps acquired <b>Pete Peeters</b> from Boston for <b>Pat Riggan</b> .
December 6, 1985	Caps acquired <b>Jorgen Petterson</b> from Hartford for <b>Doug Jarvis</b> .
March 10, 1986	Caps acquired <b>John Barrett</b> and <b>Greg Smith</b> from Detroit for <b>Darren Veitch</b> .
March 10, 1986	Caps acquired a 3rd round pick in the 1986 Entry Draft ( <b>Shawn Simpson</b> ) from Quebec for <b>Peter Andersson</b> .
October 6, 1986	Caps claimed <b>John Blum</b> in Waiver Draft from Boston.
October 8, 1986	Caps traded <b>Dwight Schofield</b> to Pittsburgh for cash.
January 1, 1987	Caps acquired <b>Bob Crawford</b> , <b>Kelly Miller</b> and <b>Mike Ridley</b> from NY Rangers for <b>Bob Carpenter</b> and a 2nd round pick in the 1989 Entry Draft ( <b>Jason Prosofsky</b> ).
February 14, 1987	Caps acquired <b>Garry Galley</b> from Los Angeles for <b>Al Jensen</b> .
May 22, 1987	Caps signed <b>Robin Bawa</b> .
June 1, 1987	Caps acquired a 7th round pick in the 1988 Entry Draft ( <b>Brad Schlegel</b> ) from Boston for <b>John Blum</b> .
June 13, 1987	Caps acquired <b>Clint Malarchuk</b> and <b>Dale Hunter</b> from Quebec for <b>Gaetan Duchesne</b> , <b>Alan Haworth</b> and a 1st round pick in the 1987 Entry Draft ( <b>Joe Sakic</b> ).
August 27, 1987	Caps acquired <b>Peter Sundstrom</b> from NY Rangers for a 5th round pick ( <b>Martin Bergeron</b> ) in the 1988 Entry Draft.
October 9, 1987	Caps signed <b>Mike Richard</b> .
December 11, 1987	Caps acquired Montreal's 2nd round pick in the 1988 Entry Draft (previously acquired, <b>Wade Bartley</b> ) from St. Louis for <b>Paul Cavallini</b> .
February 9, 1988	Caps acquired <b>Grant Ledyard</b> from Los Angeles for <b>Craig Laughlin</b> .
February 22, 1988	Caps traded <b>John Barrett</b> to Minnesota for future considerations.
March 1, 1988	Caps signed <b>Chris Felix</b> .



# All-Time Transactions

DATE	TRANSACTION
June 6, 1988	Caps signed <b>Shawn Cronin</b> .
July 6, 1988	Caps acquired <b>Neil Sheehy</b> and <b>Mike Millar</b> from Hartford for <b>Grant Jennings</b> and <b>Ed Kastelic</b> .
July 22, 1988	Caps acquired the rights to <b>Geoff Courtnall</b> from Edmonton for <b>Greg C. Adams</b> .
October 19, 1988	Caps acquired <b>Rob Whistle</b> from St. Louis for a 6th round pick in the 1989 Entry Draft ( <b>Derek Frenette</b> ).
November 1, 1988	Caps acquired <b>Don Beaupre</b> from Minnesota for <b>Claudio Scremin</b> .
January 23, 1989	Caps acquired <b>Kent Carlson</b> from from Winnipeg for future considerations.
February 28, 1989	Caps signed <b>Doug Wickenheiser</b> .
March 6, 1989	Caps acquired <b>Scot Kleinendorst</b> from Hartford for <b>Jim Thompson</b> .
March 7, 1989	Caps acquired <b>Calle Johansson</b> and a 2nd round pick in the 1989 Entry Draft ( <b>Byron Dafoe</b> ) from Buffalo for <b>Clint Malarchuk</b> , <b>Grant Ledyard</b> and a 6th round pick in the 1989 Entry Draft ( <b>Brian Holzinger</b> ).
March 7, 1989	Caps acquired <b>Dino Ciccarelli</b> and <b>Bob Rouse</b> from Minnesota for <b>Mike Gartner</b> and <b>Larry Murphy</b> .
June 1, 1989	Caps acquired <b>Mark Ferner</b> from Buffalo for <b>Scott McCrory</b> .
June 17, 1989	Caps acquired <b>Bob Mason</b> from Quebec for future considerations.
June 17, 1989	Caps acquired <b>Alan May</b> from Los Angeles for a 5th round pick in the 1989 Entry Draft ( <b>Thomas Newman</b> ).
June 19, 1989	Caps acquired a 10th round pick in the 1991 Entry Draft ( <b>Rob Leask</b> ) from New Jersey for <b>Peter Sundstrom</b> .
June 29, 1989	Caps acquired a 5th round pick in the 1990 Entry Draft ( <b>Mark Ouimet</b> ) from Toronto for <b>Lou Franschetti</b> .
July 25, 1989	Caps signed <b>Brian Tutt</b> .
August 21, 1989	Caps signed <b>Kent Paynter</b> .
September 28, 1989	Caps acquired <b>Alain G. Cote</b> from Boston for <b>Bobby Gould</b> .
October 2, 1989	Caps claimed <b>Nick Kypreos</b> in Waiver Draft from Philadelphia.
October 2, 1989	Caps acquired <b>Alfie Turcotte</b> from Boston for <b>Mike Millar</b> .
December 13, 1989	Caps acquired <b>Bob Joyce</b> from Boston for <b>Dave Christian</b> .
January 5, 1990	Caps acquired <b>John Tucker</b> from Buffalo for future considerations.
March 6, 1990	Caps acquired <b>Mike Liut</b> from Hartford for <b>Yvon Corriveau</b> .
June 22, 1990	Caps acquired <b>Marc Deschamps</b> from Montreal for <b>Alain G. Cote</b> .
July 3, 1990	Caps traded <b>John Tucker</b> to Buffalo for cash.
July 3, 1990	Caps signed <b>Ken Lovsin</b> .
July 13, 1990	Caps acquired <b>Peter Zezel</b> and <b>Mike Lalor</b> from St. Louis for <b>Geoff Courtnall</b> .
July 16, 1990	Caps lost restricted free agent <b>Scott Stevens</b> to St. Louis in exchange for five 1st round draft picks (1991- <b>Trevor Halverson</b> , 1992- <b>Sergei Gonchar</b> , 1993- <b>Brendan Witt</b> , 1994-traded to Toronto, <b>Eric Fichaud</b> , 1995- <b>Milka Elomo</b> ).
September 30, 1990	Caps acquired <b>Dave Tippett</b> from Hartford for a 6th round pick in the 1992 Entry Draft ( <b>Jarrett Reid</b> ).
September 30, 1990	Caps acquired <b>Shawn Anderson</b> from Buffalo for <b>Bill Houlder</b> .
October 1, 1990	Caps released <b>Shawn Anderson</b> on waivers to Quebec.
October 3, 1990	Caps acquired <b>Joel Quenneville</b> from Hartford for cash.
January 16, 1991	Caps acquired <b>Al Iafrate</b> from Toronto for <b>Peter Zezel</b> and <b>Bob Rouse</b> .
January 24, 1991	Caps acquired <b>Paul Fenton</b> and <b>John Kordic</b> from Toronto for a 5th round pick in the 1991 Entry Draft ( <b>Alexei Kuashov</b> ).
January 24, 1991	Caps acquired <b>Ken Sabourin</b> from Calgary for <b>Paul Fenton</b> .
March 5, 1991	Caps acquired <b>Bobby Reynolds</b> from Toronto for <b>Rob Mendel</b> .
May 21, 1991	Caps acquired <b>Craig Duncanson</b> , <b>Brent Hughes</b> and <b>Simon Wheeldon</b> from Winnipeg for <b>Bob Joyce</b> , <b>Tyler Larter</b> and <b>Kent Paynter</b> .
May 30, 1991	Caps lost <b>Rob Murray</b> to Minnesota in Expansion Draft.
June 21, 1991	Caps acquired <b>Shawn Chambers</b> from Minnesota for <b>Steve Maltais</b> and <b>Trent Klatt</b> .
June 21, 1991	Caps acquired <b>Randy Burridge</b> from Boston for <b>Stephen Leach</b> .
June 22, 1991	Caps acquired Toronto's 2nd round pick in the 1991 Entry Draft (previously acquired, <b>Eric Lavigne</b> ) from Quebec for <b>Mikhail Tatarinov</b> .
July 31, 1991	Caps traded <b>Robin Bawa</b> to Vancouver for cash.
September 8, 1991	Caps acquired <b>Sylvain Cote</b> from Hartford for a 2nd round pick in the 1992 Entry Draft ( <b>Andrei Nikolishin</b> ).
October 23, 1991	Caps acquired <b>Shawn Anderson</b> from Winnipeg for future considerations.
February 24, 1992	Caps acquired <b>John Byce</b> and <b>Dennis Smith</b> from Boston for <b>Brent Hughes</b> and future considerations.
February 27, 1992	Caps traded <b>Mark Ferner</b> to Toronto for future considerations.
March 2, 1992	Caps acquired <b>Paul MacDermid</b> from Winnipeg for <b>Mike Lalor</b> .
June 15, 1992	Caps acquired <b>Mark Hunter</b> and future considerations ( <b>Yvon Corriveau</b> ) from Hartford for <b>Nick Kypreos</b> .
June 16, 1992	Caps signed <b>Steve Weeks</b> .
June 18, 1992	Caps lost <b>Shawn Chambers</b> to Tampa Bay in Expansion Draft.
June 18, 1992	Caps lost <b>Tim Bergland</b> to Tampa Bay in Expansion Draft.
June 20, 1992	Caps acquired <b>Kevin Miller</b> from Detroit for <b>Dino Ciccarelli</b> .
June 30, 1992	Caps signed <b>Bob Carpenter</b> .
August 13, 1992	Caps traded <b>Steve Weeks</b> to Ottawa for future considerations.
October 1, 1992	Caps acquired <b>Pat Elynuik</b> from Winnipeg for <b>John Druce</b> and Toronto's 4th round pick in the 1993 Entry Draft (previously acquired).
October 4, 1992	Caps released <b>Yvon Corriveau</b> on waivers to San Jose.
November 2, 1992	Caps acquired <b>Paul Cavallini</b> from St. Louis for <b>Kevin Miller</b> .
December 16, 1992	Caps traded <b>Ken Sabourin</b> to Calgary for future considerations.
January 23, 1993	Caps acquired <b>Eric Murano</b> from Vancouver for Tim Taylor.
March 22, 1993	Caps acquired <b>Rick Tabaracci</b> from Winnipeg for <b>Jim Hrivnak</b> and a 2nd round pick in the 1993 Entry Draft ( <b>Alexei Budayev</b> ).
June 15, 1993	Caps acquired <b>Kevin Kaminski</b> from Quebec for <b>Mark Matier</b> .
June 20, 1993	Caps acquired <b>Mike Hough</b> from Quebec for <b>Reggie Savage</b> and <b>Paul MacDermid</b> .
June 20, 1993	Caps traded <b>Paul Cavallini</b> to Dallas for future considerations ( <b>Enrico Ciccone</b> , June 25, 1993).
June 24, 1993	Caps lost <b>Mike Hough</b> to Florida in Expansion Draft.
June 26, 1993	Caps acquired <b>Craig Berube</b> from Calgary for a 5th round pick in the 1993 Entry Draft ( <b>Darryl Lafrance</b> ).
June 26, 1993	Caps acquired a 7th round pick in the 1993 Entry Draft ( <b>Andrew Brunette</b> ) from Calgary for <b>Brad Schlegel</b> .
July 27, 1993	Caps signed <b>Keith Acton</b> .
August 3, 1993	Caps signed <b>Dave Poulin</b> .
August 5, 1993	Caps signed <b>Todd Nelson</b> .
October 21, 1993	Caps signed <b>Brian Curran</b> .



# All-Time Transactions

DATE	TRANSACTION
October 22, 1993	Caps traded <b>Pat Elynuik</b> to Tampa Bay for future considerations.
October 22, 1993	Caps released <b>Keith Acton</b> on waivers to the NY Islanders.
March 19, 1994	Caps claimed <b>Tim Bergland</b> off waivers from Tampa Bay.
March 21, 1994	Caps acquired <b>Jim Johnson</b> from Dallas for Alan May and a 7th round pick in the 1995 Entry Draft ( <b>Jeff Dewar</b> ).
March 21, 1994	Caps acquired <b>Joe Reekie</b> from Tampa Bay for <b>Enrico Ciccone</b> , a 3rd round pick in the 1994 Entry Draft (later traded to Anaheim, <b>Craig Reichert</b> ) and future considerations.
March 21, 1994	Caps acquired <b>Joe Juneau</b> from Boston for <b>Al Iafrate</b> .
June 28, 1994	Caps acquired <b>Rob Pearson</b> and Philadelphia's 1st round pick (previously acquired, <b>Nolan Baumgartner</b> ) in the 1994 Entry Draft from Toronto for <b>Mike Ridley</b> and St. Louis' 1st round pick in the 1994 Entry Draft (previously acquired, <b>Eric Fichaud</b> ).
January 18, 1995	Caps acquired a 5th round pick ( <b>Benoit Gratton</b> ) in the 1995 Entry Draft from Ottawa for <b>Don Beaupre</b> .
January 18, 1995	Caps acquired <b>Mark Tinordi</b> and <b>Rick Mrozik</b> from Dallas for <b>Kevin Hatcher</b> .
February 4, 1995	Caps signed <b>Steve Poapst</b> .
February 10, 1995	Caps acquired <b>Warren Rychel</b> from Los Angeles for <b>Randy Burridge</b> .
February 10, 1995	Caps acquired a 4th round pick in the 1995 Entry Draft ( <b>Sebastien Charpentier</b> ) from Toronto for <b>Warren Rychel</b> .
April 7, 1995	Caps acquired a 5th round pick in the 1995 Entry Draft ( <b>Joel Cort</b> ) from Calgary for <b>Rick Tabaracci</b> .
April 7, 1995	Caps acquired <b>Mike Eagles</b> and <b>Igor Ulanov</b> from Winnipeg for 3rd (later traded to Dallas, <b>Sergei Gusev</b> ) and 5th round picks ( <b>Brian Elder</b> ) in the 1995 Entry Draft.
July 8, 1995	Caps acquired a 1st round pick ( <b>Alexander Volchkov</b> ) and a 4th round pick ( <b>Justin Davis</b> ) in the 1996 Entry Draft from Los Angeles for <b>Dmitri Khristich</b> and <b>Byron Dafeo</b> .
July 12, 1995	Caps acquired Philadelphia's 3rd round pick in the 1996 Entry Draft (previously acquired, <b>Shawn McNeil</b> ) from Colorado for <b>John Slaney</b> .
July 14, 1995	Caps acquired <b>Mike Torchia</b> from Dallas for cash.
September 8, 1995	Caps signed <b>Frank Bialowas</b> .
September 25, 1995	Caps signed <b>Ron Tugnutt</b> .
October 17, 1995	Caps acquired a 3rd round pick in the 1996 Entry Draft ( <b>Dave Weninger</b> ) from Chicago for <b>Igor Ulanov</b> .
November 16, 1995	Caps acquired <b>Eric Charron</b> from Tampa Bay for a 7th round pick in the 1997 Entry Draft ( <b>Eero Somervuori</b> ).
January 29, 1996	Caps acquired <b>Denis Chasse</b> from St. Louis for <b>Rob Pearson</b> .
February 15, 1996	Caps acquired <b>Stewart Malgunas</b> from Winnipeg for <b>Denis Chasse</b> .
March 8, 1996	Caps acquired <b>Todd Krygier</b> from Anaheim for <b>Mike Torchia</b> .
May 21, 1996	Caps acquired <b>Michel Picard</b> from Ottawa for cash.
July 12, 1996	Caps signed <b>Daniel Laperriere</b> .
July 18, 1996	Caps traded <b>Frank Bialowas</b> to Philadelphia for future considerations.
July 22, 1996	Caps signed <b>Phil Housley</b> .
August 27, 1996	Caps signed <b>Robb Stauber</b> .
November 2, 1996	Caps acquired <b>Curtis Leschyshyn</b> and <b>Chris Simon</b> from Colorado for <b>Keith Jones</b> and a 1st round pick in the 1998 Entry Draft ( <b>Scott Parker</b> ).
November 9, 1996	Caps acquired <b>Andrei Nikolishin</b> from Hartford for <b>Curtis Leschyshyn</b> .
March 1, 1997	Caps acquired <b>Bill Ranford</b> , <b>Adam Oates</b> and <b>Rick Tocchet</b> from Boston for <b>Jason Allison</b> , <b>Jim Carey</b> , <b>Anson Carter</b> and a 3rd round pick in the 1997 Entry Draft ( <b>Lee Goren</b> ).
March 17, 1997	Caps signed <b>Ryan Mulhern</b> .
August 20, 1997	Caps signed <b>Mike O'Neill</b> .
August 20, 1997	Caps signed <b>Mark Major</b> .
September 4, 1997	Caps acquired a 7th round pick in the 1998 Entry Draft ( <b>Nathan Forster</b> ) from Calgary for <b>Eric Charron</b> .
October 1, 1997	Caps signed <b>Jan Benda</b> .
October 10, 1997	Caps acquired a 5th round pick in the 1998 Entry Draft ( <b>Erik Wendell</b> ) from Chicago for <b>Martin Gendron</b> and a 6th round pick in the 1998 Entry Draft ( <b>Jonathan Pelletier</b> ).
August 20, 1997	Caps signed <b>Stephane Beauregard</b> .
November 19, 1997	Caps claimed <b>Jeff Toms</b> off waivers from Tampa Bay.
March 9, 1998	Caps acquired <b>Esa Tikkanen</b> from Florida for <b>Dwayne Hay</b> and future considerations.
March 21, 1998	Caps signed <b>Brian Bellows</b> .
March 24, 1998	Caps acquired <b>Jeff Brown</b> from Toronto for <b>Sylvain Cote</b> .
June 18, 1998	Caps acquired a 3rd round pick in the 1998 Entry Draft ( <b>Todd Hornung</b> ) and a 2nd round pick in the 1999 Entry Draft from Tampa Bay for <b>Bill Ranford</b> .
June 26, 1998	Caps lost <b>Andrew Brunette</b> to Nashville in Expansion Draft.
July 14, 1998	Caps signed <b>Dmitri Mironov</b> .
July 21, 1998	Caps released <b>Phil Housley</b> on waivers to Calgary.
October 15, 1998	Caps acquired <b>James Black</b> from Chicago for a conditional pick (later re-acquired) in the 1999 Entry Draft.
October 16, 1998	Caps acquired <b>Tom Chorske</b> and an 8th round pick ( <b>Maxim Orlov</b> ) in the 1999 Entry Draft from NY Islanders for a 6th round pick ( <b>Bjorn Melin</b> ) in the 1999 Entry Draft.
December 28, 1998	Caps acquired <b>Enrico Ciccone</b> from Tampa Bay for cash.
February 3, 1999	Caps acquired <b>Barrie Moore</b> from Edmonton for <b>Brad Church</b> .
March 18, 1999	Caps traded <b>Brad Shaw</b> and a pick in the 1999 Entry Draft to St. Louis for a pick in the 1999 Entry Draft.
March 22, 1999	Caps acquired a 7th round pick and a 9th round pick in the 1999 Entry Draft from Calgary for <b>Tom Chorske</b> .
March 22, 1999	Caps acquired <b>Alexei Tezikov</b> and future considerations from Buffalo for <b>Joe Juneau</b> and a 3rd round pick in the 1999 Entry Draft ( <b>Tim Preston</b> ).
March 23, 1999	Caps traded <b>Dale Hunter</b> to Colorado for an optional pick in the 1999 or 2000 Entry Draft.
March 23, 1999	Caps traded <b>Craig Berube</b> to Philadelphia for cash.
March 30, 1999	Caps signed <b>Jeff Halpern</b> .
June 21, 1999	Caps acquired <b>Jeff Nelson</b> from Nashville for future considerations.
June 25, 1999	Caps lost <b>Mark Tinordi</b> to Atlanta in Expansion Draft.
July 16, 1999	Caps acquired <b>Craig Billington</b> from Colorado for future considerations.
July 20, 1999	Caps signed <b>Glen Metropolit</b> .
July 21, 1999	Caps signed <b>Ulf Dahlen</b> .
July 27, 1999	Caps signed <b>Joe Sacco</b> .
August 9, 1999	Caps signed <b>Jamie Huscroft</b> .
August 18, 1999	Caps acquired <b>Steve Shirreffs</b> from Calgary for <b>Benoit Gratton</b> .
September 27, 1999	Caps claimed <b>Ken Sutton</b> in Waiver Draft from New Jersey.
October 5, 1999	Caps traded <b>Ken Sutton</b> to New Jersey for future considerations.
January 17, 2000	Caps acquired a 7th round pick in the 2000 Entry Draft (later traded to Los Angeles, <b>Evgeny Federov</b> and a 3rd round pick in the 2001 Entry Draft (later traded to Toronto, <b>Brendan Bell</b> ) from Tampa Bay for <b>Jaroslav Svejksky</b> .





# All-Time Transactions

DATE	TRANSACTION
January 18, 2000	Caps claimed <b>Terry Yake</b> off waivers from St. Louis.
January 20, 2000	Caps claimed <b>Jim McKenzie</b> off waivers from Anaheim.
February 3, 2000	Caps traded <b>Stewart Malgunas</b> to Nashville for future considerations.
February 4, 2000	Caps traded <b>Alexandre Volchkov</b> to Edmonton for future considerations.
February 10, 2000	Caps claimed <b>Joe Murphy</b> off waivers from Boston.
June 2, 2000	Caps acquired <b>Stephen Peat</b> from Anaheim for a 4th round pick in the 2000 Entry Draft ( <b>Jonas Ronnqvist</b> ).
June 23, 2000	Caps lost <b>Barrie Moore</b> to Columbus in Expansion Draft.
June 23, 2000	Caps lost <b>Oleg Orekhovsky</b> to Minnesota in Expansion Draft.
June 24, 2000	Caps acquired a 2nd round pick in the 2000 Entry Draft ( <b>Matt Pettinger</b> ) from Calgary for <b>Miika Elomo</b> .
July 6, 2000	Caps signed <b>Sylvain Cote</b> .
July 7, 2000	Caps signed <b>Craig Berube</b> .
July 21, 2000	Caps acquired <b>Remi Royer</b> from Chicago for <b>Nolan Baumgartner</b> .
July 21, 2000	Caps signed <b>Todd Rohloff</b> .
November 1, 2000	Caps signed <b>Corey Hirsch</b> .
November 29, 2000	Caps acquired <b>Derek Bekar</b> from St. Louis for <b>Mike Peluso</b> .
December 11, 2000	Caps acquired <b>Dmitri Khristich</b> from Toronto for a 3rd round pick in the 2001 Entry Draft ( <b>Brendan Bell</b> ).
January 11, 2001	Caps traded <b>Craig Berube</b> to NY Islanders for a 9th round pick in the 2001 Entry Draft ( <b>Robert Muller</b> ).
February 1, 2001	Caps acquired <b>Brantt Myhres</b> from Nashville for future considerations.
March 3, 2001	Caps acquired <b>David Emma</b> from Florida for <b>Remi Royer</b> .
March 13, 2001	Caps acquired <b>Trevor Linden</b> , <b>Dainius Zubrus</b> and a 2nd round pick in the 2001 Entry Draft (later traded to Tampa Bay, <b>Andreas Holmqvist</b> ) from Montreal for <b>Jan Bulis</b> , <b>Richard Zednik</b> and a 1st round pick in the 2001 Entry Draft ( <b>Alexander Perezhogin</b> ).
March 13, 2001	Caps acquired <b>Jason Marshall</b> from Anaheim for <b>Alexei Tezikov</b> and a 4th round pick in the 2001 Entry Draft ( <b>Brandon Rogers</b> ).
March 13, 2001	Caps acquired <b>Dean Melanson</b> from Philadelphia for <b>Matt Herr</b> .
May 3, 2001	Caps signed <b>Martin Hlinka</b> .
July 11, 2001	Caps acquired <b>Jaromir Jagr</b> and <b>Frantisek Kucera</b> from Pittsburgh for <b>Kris Beech</b> , <b>Ross Lupaschuk</b> , <b>Michal Sivek</b> and future considerations.
August 1, 2001	Caps signed <b>Peter Ferraro</b> .
August 22, 2001	Caps acquired <b>Chris Ferraro</b> from New Jersey for future considerations.
October 20, 2001	Caps claimed <b>Glen Metropolit</b> off waivers from Tampa Bay.
November 10, 2001	Caps acquired a 1st round choice in the 2002 draft and a 3rd round choice in 2003 from Vancouver for <b>Trevor Linden</b> and a 2nd round choice in either 2002 or 2003.
January 8, 2002	Caps signed <b>Colin Forbes</b> .
January 17, 2002	Caps acquired a 4th round choice in the 2002 draft from Chicago for <b>Joe Reekie</b> .
January 29, 2002	Caps claimed <b>Ivan Ciernik</b> off waivers from Ottawa.
February 1, 2002	Caps claimed <b>Trent Whitfield</b> off waivers from NY Rangers.
March 19, 2002	Caps claimed <b>Benoit Hogue</b> off waivers from Boston.
March 19, 2002	Caps acquire <b>Maxime Ouellet</b> and 1st, 2nd and 3rd round choices in the 2002 draft from Philadelphia for <b>Adam Oates</b> .
July 1, 2002	Caps signed <b>Robert Lang</b> .
July 9, 2002	Caps signed <b>Kip Miller</b> and <b>Dwayne Zinger</b> .
September 13, 2002	Caps signed <b>Jason Doig</b> .
October 2, 2002	Caps claimed <b>Alex Henry</b> off waivers from Edmonton.
October 15, 2002	Caps claimed <b>Andreas Salomonsson</b> off waivers from New Jersey.
November 1, 2002	Caps acquired <b>Michael Nylander</b> and a 3rd round choice in 2003 for <b>Andrei Nikolishin</b> and <b>Chris Simon</b> .
December 16, 2002	Caps acquired <b>Josef Boumedienne</b> from Ottawa in exchange for <b>Dean Melanson</b> .
January 15, 2003	Caps claimed <b>Josh Green</b> of waivers from the NY Rangers.
January 15, 2003	Caps acquired <b>Joel Kwiatkowski</b> from Ottawa for future considerations.
March 11, 2003	Caps acquired <b>Sergei Berezin</b> from Chicago for a 4th round choice in the 2004 Entry Draft.
July 1, 2003	Caps acquired <b>Dmitry Yushkevich</b> from Philadelphia in exchange for a 7th round pick in the 2004 Entry Draft.
July 14, 2003	Caps acquired <b>Alexander Riazantsev</b> from Nashville in exchange for <b>Mike Farrell</b> .
July 14, 2003	Caps signed <b>Andrej Podkonicky</b> and <b>Garret Stroshein</b> .
July 18, 2003	Caps signed <b>John Gruden</b> .
August 18, 2003	Caps signed <b>Francois Methot</b> .
September 5, 2003	Caps signed <b>Darcy Verot</b> .
October 3, 2003	Caps claimed <b>Denis Hamel</b> from Ottawa and <b>Brian Willsie</b> from Colorado in the Waiver Draft.
October 5, 2003	Caps traded <b>Denis Hamel</b> to Ottawa for future considerations.
October 5, 2003	Caps lost <b>Glen Metropolit</b> to Ottawa in the Waiver Draft.
October 22, 2003	Caps acquired <b>Bates Battaglia</b> and <b>Jonas Johansson</b> from Colorado for <b>Steve Konowalchuk</b> and a 3rd round selection in the 2004 Entry Draft.
December 20, 2003	Caps signed <b>Colin Forbes</b> .
January 9, 2004	Caps claimed <b>Todd Rohloff</b> off waivers from Columbus.
January 23, 2004	Caps acquired <b>Anson Carter</b> from NY Rangers in exchange for <b>Jaromir Jagr</b> .
February 18, 2004	Caps acquired <b>Brooks Laich</b> and a 2nd round selection in the 2005 Entry Draft (later traded to Colorado- <b>Chris Durand</b> ) from Ottawa for <b>Peter Bondra</b> .
February 27, 2004	Caps acquired <b>Tomas Fleischmann</b> and Detroit's 1st round choice in the 2004 Entry Draft ( <b>Mike Green</b> ) and 4th round choice in the 2006 Entry Draft ( <b>Luke Lynes</b> ) for <b>Robert Lang</b> .
March 3, 2004	Caps acquired <b>Shaone Morrisonn</b> and 1st ( <b>Jeff Schultz</b> ) and 2nd round ( <b>Michail Yunkov</b> ) selections in the 2004 Entry Draft from Boston for <b>Sergei Gonchar</b> .
March 4, 2004	Caps acquired a 2nd round selection in the 2006 Entry Draft ( <b>Francois Bouchard</b> ) and future considerations from Boston for <b>Michael Nylander</b> .
March 5, 2004	Caps claimed <b>Craig Johnson</b> off waivers from Toronto.
March 5, 2004	Caps claimed <b>Brad Norton</b> off waivers from Los Angeles.
March 8, 2004	Caps acquired <b>Jared Aulin</b> from Los Angeles for <b>Anson Carter</b> .
March 9, 2004	Caps acquired <b>Jakub Klepis</b> from Buffalo for <b>Mike Grier</b> .
March 9, 2004	Caps claimed <b>Jean-Luc Grand-Pierre</b> off waivers from Atlanta.
March 19, 2004	Caps signed <b>Matt Yeats</b> .
April 3, 2004	Caps signed <b>Mel Angelstad</b> .
April 26, 2004	Caps signed <b>Justin Eddy</b> .
August 2, 2004	Caps signed <b>Jeff Paul</b> .
August 24, 2004	Caps signed <b>Louis Robitaille</b> .



# All-Time Transactions

DATE	TRANSACTION
August 4, 2005	Caps acquired <b>Chris Clark</b> and a 7th round choice in the 2007 Entry Draft ( <b>Andrew Glass</b> ) from Calgary for a 7th round choice in the 2006 Entry Draft ( <b>Devin Didiomete</b> ) and a 6th round choice in the 2007 Entry Draft (later traded to Colorado, <b>Jens Hellgren</b> ).
August 8, 2005	Caps signed <b>Ben Clymer</b> and <b>Miroslav Zalesak</b> .
August 9, 2005	Caps signed <b>Andrew Cassels</b> and <b>Lawrence Nycholat</b> .
August 10, 2005	Caps signed <b>Mathieu Biron</b> and <b>Ivan Majesky</b> .
August 12, 2005	Caps acquired <b>Bryan Muir</b> from Los Angeles for future considerations.
August 12, 2005	Caps signed <b>Jamie Heward</b> and <b>Boyd Kane</b> .
August 18, 2005	Caps signed <b>Matt Bradley</b> .
August 25, 2005	Caps signed <b>David Steckel</b> .
September 26, 2005	Caps acquired <b>Jeff Friesen</b> from New Jersey for a conditional pick in the 2006 Entry Draft.
October 4, 2005	Caps claimed <b>Brent Johnson</b> off waivers from Vancouver.
November 21, 2005	Caps signed <b>Joey Tenute</b> .
December 2, 2005	Caps acquired a 5th round choice in the 2006 Entry Draft (later traded to NY Rangers, <b>Tomas Zaborsky</b> ) from Vancouver for <b>Maxime Ouellet</b> .
December 28, 2005	Caps acquired <b>Colin Forbes</b> from Carolina for <b>Stephen Peat</b> .
February 3, 2006	Caps acquired <b>Doug Doull</b> from Phoenix for <b>Dwayne Zinger</b> .
March 9, 2006	Caps acquired a 2nd round choice in the 2006 Entry Draft ( <b>Keith Seabrook</b> ) from Anaheim for <b>Jeff Friesen</b> .
March 9, 2006	Caps acquired <b>Kris Beech</b> and a 1st round choice in the 2006 Entry Draft ( <b>Semyon Varlamov</b> ) from Nashville for <b>Brendan Witt</b> .
March 9, 2006	Caps claimed <b>Rico Fata</b> off waivers from Atlanta.
April 1, 2006	Caps signed <b>Jamie Hunt</b> and <b>Matt Stefanishon</b> .
July 1, 2006	Caps signed <b>Brian Pothier</b> .
July 12, 2006	Caps acquired <b>Richard Zednik</b> from Montreal for a 3rd round pick in the 2007 Entry Draft ( <b>Olivier Fortier</b> ).
July 14, 2006	Caps signed <b>Donald Brashear</b> , <b>Alexandre Giroux</b> and <b>Chad Wiseman</b> .
July 18, 2006	Caps signed <b>Quintin Laing</b> .
July 21, 2006	Caps signed <b>Peter Vandermeer</b> .
July 25, 2006	Caps signed <b>Trevor Byrne</b> .
July 26, 2006	Caps signed <b>Dean Arsene</b> .
August 8, 2006	Caps signed <b>Timo Helbling</b> and <b>Petr Taticek</b> .
September 14, 2006	Caps signed <b>John Erskine</b> .
February 1, 2007	Caps acquired <b>Milan Jurcina</b> from Boston for a 4th round choice in the 2008 Entry Draft (later traded to Calgary, <b>T.J. Brodie</b> ).
February 26, 2007	Caps acquired <b>Andy Hedlund</b> and a 6th round pick in the 2007 Entry Draft ( <b>Justin Taylor</b> ) from Ottawa for <b>Lawrence Nycholat</b> .
February 26, 2007	Caps acquired a 2nd round pick in the 2007 Entry Draft ( <b>Theo Ruth</b> ) from the New York Islanders for <b>Richard Zednik</b> .
February 27, 2007	Caps acquired <b>Jiri Novotny</b> and a 1st round pick in the 2007 Entry Draft (later traded to San Jose, <b>Nick Petrecki</b> ) from Buffalo for <b>Dainius Zubrus</b> and <b>Timo Helbling</b> .
February 27, 2007	Caps acquired a conditional pick in the 2008 Entry Draft from Los Angeles for <b>Jamie Heward</b> .
March 16, 2007	Caps signed <b>Steve Pinizzotto</b> .
March 17, 2007	Caps signed <b>Sean Collins</b> .
July 1, 2007	Caps signed <b>Tom Poti</b> and <b>Viktor Kozlov</b> .
July 2, 2007	Caps signed <b>Michael Nylander</b> .
July 5, 2007	Caps signed <b>Jame Pollock</b> and <b>Kyle Wilson</b> .
July 9, 2007	Caps signed <b>Joe Motzko</b> .
July 17, 2007	Caps signed <b>Jason Morgan</b> .
November 19, 2008	Caps acquired a 2nd round pick in the 2009 Entry Draft (later traded to Montreal, then Atlanta, <b>Jeremy Morin</b> ) from Anaheim for <b>Brian Sutherby</b> .
February 26, 2008	Caps acquired <b>Cristobal Huet</b> from Montreal for a 2nd round pick in the 2009 Entry Draft (later traded to Atlanta, <b>Jeremy Morin</b> ).
February 26, 2008	Caps acquired <b>Sergei Fedorov</b> from Columbus for <b>Theo Ruth</b> .
February 26, 2008	Caps acquired <b>Matt Cooke</b> from Vancouver for <b>Matt Pettinger</b> .
February 26, 2008	Caps acquired <b>Alexandre Giroux</b> from Atlanta for <b>Joe Motzko</b> .
March 26, 2008	Caps signed <b>Jay Beagle</b> .
June 20, 2008	Caps acquired a 1st round pick in the 2008 Entry Draft ( <b>John Carlson</b> ) from Philadelphia for <b>Steve Eminger</b> and a 3rd round pick in the 2008 Entry Draft ( <b>Jacob Deserres</b> ).
July 1, 2008	Caps signed <b>Jose Theodore</b> .
July 2, 2008	Caps signed <b>Graham Mink</b> and <b>Tyler Sloan</b> .
July 3, 2008	Caps signed <b>Keith Aucoin</b> .
November 28, 2008	Caps signed <b>Bryan Helmer</b> .
December 12, 2008	Caps signed <b>Brett Leonhardt</b> to an amateur tryout contract.
February 6, 2009	Caps claimed <b>Staffan Kronwall</b> off waivers from Toronto.
March 20, 2009	Caps signed <b>Trevor Bruess</b> .
March 25, 2009	Caps signed <b>Zach Miskovic</b> .
May 26, 2009	Caps signed <b>Jake Hauswirth</b> .
June 27, 2009	Caps acquired a 5th round pick ( <b>Caleb Herbert</b> ) in the 2010 Entry Draft for <b>Sami Lepisto</b> .
July 1, 2009	Caps signed <b>Mike Knuble</b> .
July 10, 2009	Caps signed <b>Brendan Morrison</b> .
July 11, 2009	Caps signed <b>Boyd Kane</b> .
July 17, 2009	Caps traded <b>Keith Seabrook</b> to Calgary for future considerations.
September 30, 2009	Pittsburgh claimed <b>Chris Bourque</b> off waivers.
December 5, 2009	Caps claimed <b>Chris Bourque</b> off waivers from Pittsburgh.
December 28, 2009	Caps acquired <b>Jason Chimera</b> from Columbus for <b>Chris Clark</b> and <b>Milan Jurcina</b> .
March 3, 2010	Caps acquired <b>Scott Walker</b> from Carolina for a 7th round pick in the 2010 Entry Draft (later traded to Philadelphia, <b>Ricard Blidstrand</b> ).
March 3, 2010	Caps acquired <b>Eric Belanger</b> from Minnesota for a 2nd round pick in the 2010 Entry Draft ( <b>Johan Larsson</b> ).
March 3, 2010	Caps acquired <b>Milan Jurcina</b> from Columbus for a conditional draft pick.
March 3, 2010	Caps acquired <b>Joe Corvo</b> from Carolina for <b>Brian Pothier</b> , <b>Oskar Osala</b> and a 2nd round pick in the 2011 Entry Draft (later traded to Calgary, <b>Tyler Wotherspoon</b> ).
April 5, 2010	Caps signed <b>Dustin Stevenson</b> .
June 26, 2010	Caps acquired a 4th round pick ( <b>Philipp Grubauer</b> ) in the 2010 Entry Draft from Toronto for a 4th round pick ( <b>Petter Granberg</b> ) and a 5th round pick ( <b>Daniel Brodin</b> ) in 2010.



# All-Time Transactions

DATE	TRANSACTION
July 2, 2010	Caps signed <b>Dany Sabourin</b> .
July 7, 2010	Caps signed <b>Brian Fahey</b> and <b>Kyle Greentree</b> .
July 13, 2010	Caps signed <b>Brian Willsie</b> .
July 28, 2010	Caps acquired <b>D.J. King</b> from St. Louis for <b>Stefan Della Rovere</b> .
September 21, 2010	Caps sign <b>Brandon Anderson</b> .
September 27, 2010	Caps signed <b>Matt Hendricks</b> .
October 4, 2010	Caps signed <b>Philipp Grubauer</b> .
November 30, 2010	Caps acquired <b>Scott Hannan</b> from Colorado for <b>Tomas Fleischmann</b> .
December 2, 2010	Caps sign <b>Brett Flemming</b> .
February 26, 2011	Caps claimed <b>Marco Strum</b> off waivers from Los Angeles.
February 28, 2011	Caps acquired <b>Dennis Wideman</b> from Florida for <b>Jake Hauswirth</b> and a third-round pick in the 2011 Entry Draft ( <b>Jonathan Racine</b> ).
February 28, 2011	Caps acquired <b>Jason Arnott</b> from New Jersey for <b>David Steckel</b> and a 2012 second-round pick.
March 2, 2011	Caps signed <b>Dmitry Orlov</b> .
March 19, 2011	Caps signed <b>Garrett Mitchell</b> .
June 1, 2011	Caps signed <b>Mattias Sjogren</b> .
June 2, 2011	Caps acquired <b>Taylor Stefishen</b> from Nashville for a conditional draft pick in the 2013 NHL Entry Draft.
June 24, 2011	Caps acquired <b>Troy Brouwer</b> from Chicago for a 1st round pick in the 2011 Entry Draft ( <b>Phillip Danault</b> ).
July 1, 2011	Caps signed <b>Jeff Halpern</b> .
July 1, 2011	Caps signed <b>Ryan Potulny</b> .
July 1, 2011	Caps acquired a 1st round pick in the 2012 Entry Draft and a 2nd round pick in the 2012 or 2013 Entry Draft from Colorado for <b>Semyon Varlamov</b> .
July 1, 2011	Caps signed <b>Joel Ward</b> .
July 1, 2011	Caps signed <b>Roman Hamrlik</b> .
July 2, 2011	Caps signed <b>Tomas Vokoun</b> .
July 2, 2011	Caps signed <b>Chris Bourque</b> .
July 4, 2011	Caps signed <b>Danny Richmond</b> .
July 6, 2011	Caps signed <b>Troy Brouwer</b> .
July 8, 2011	Acquired <b>Danick Paquette</b> and 4th round pick in the 2012 Entry Draft from Winnipeg for <b>Erik Fehr</b> .
July 11, 2011	Caps signed <b>Christian Hanson</b> .
July 14, 2011	Caps signed <b>Jacob Micflikier</b> .



# All-Time Record vs. NHL Franchises

TEAM	GP	W	L	T	OT	PTS	PCT	GF	GA
Anaheim	24	10	12	1	1	22	.458	61	72
Atlanta	68	36	22	5	5	82	.603	224	219
Boston	135	42	64	21	8	113	.419	371	457
Buffalo	136	41	77	15	3	100	.368	356	494
Calgary	84	31	40	13	0	75	.446	264	309
Carolina	138	74	44	14	6	168	.609	437	376
Chicago	86	36	38	11	1	84	.488	279	295
Colorado	72	35	27	9	1	80	.556	263	222
Columbus	13	8	3	1	1	18	.692	41	37
Dallas	86	29	40	16	1	75	.436	245	298
Detroit	99	38	43	16	2	94	.475	320	326
Edmonton	63	31	26	6	0	68	.540	225	228
Florida	98	48	34	9	7	112	.571	283	252
Los Angeles	99	34	52	13	0	81	.409	344	379
Minnesota	11	4	6	0	1	9	.409	21	23
Montreal	143	56	67	17	3	132	.462	364	475
Nashville	15	9	5	1	0	19	.633	39	39
New Jersey	182	91	69	13	9	204	.560	605	534
NY Islanders	186	91	79	13	3	198	.532	591	621
NY Rangers	190	89	77	18	6	202	.532	661	657
Ottawa	71	34	29	5	3	76	.535	228	226
Philadelphia	187	71	94	19	3	164	.439	571	655
Phoenix	66	28	25	12	1	69	.523	239	208
Pittsburgh	193	86	86	16	5	193	.500	702	713
St. Louis	86	37	36	12	1	87	.506	285	299
San Jose	29	9	18	1	1	20	.345	73	90
Tampa Bay	100	62	27	6	5	135	.675	341	248
Toronto	122	58	49	10	5	131	.537	426	422
Vancouver	84	39	35	9	1	88	.524	268	269

HOME								AWAY							
	GP	W	L	T	OT	PTS	PCT.		GP	W	L	T	OT	PTS	PCT.
Anaheim	12	5	6	0	1	11	.458	Anaheim	12	5	6	1	0	11	.458
Atlanta	34	22	8	3	1	48	.706	Atlanta	34	14	14	2	4	34	.500
Boston	67	23	28	12	4	62	.463	Boston	68	19	36	9	4	51	.375
Buffalo	68	21	36	9	2	51	.390	Buffalo	68	20	41	6	1	47	.346
Calgary	43	22	15	6	0	50	.581	Calgary	41	9	25	7	0	25	.305
Carolina	68	41	21	4	2	90	.647	Carolina	70	33	23	10	4	80	.571
Chicago	44	23	15	5	1	52	.591	Chicago	42	13	23	6	0	32	.381
Colorado	36	19	12	4	1	43	.597	Colorado	36	16	15	5	0	37	.514
Columbus	6	3	1	1	1	8	.667	Columbus	7	5	2	0	0	10	.714
Dallas	42	16	17	8	1	41	.488	Dallas	44	13	23	8	0	34	.386
Detroit	49	23	21	5	0	51	.520	Detroit	50	15	22	11	2	43	.430
Edmonton	32	20	10	2	0	42	.656	Edmonton	31	11	16	4	0	26	.419
Florida	49	25	14	5	5	60	.612	Florida	49	23	20	4	2	52	.531
Los Angeles	49	19	23	7	0	45	.459	Los Angeles	50	15	29	6	0	36	.360
Minnesota	5	4	1	0	0	8	.800	Minnesota	6	0	5	0	1	1	.083
Montreal	71	33	28	9	1	76	.535	Montreal	72	23	39	8	2	56	.389
Nashville	7	5	2	0	0	10	.714	Nashville	8	4	3	1	0	9	.563
New Jersey	91	54	26	6	5	119	.654	New Jersey	91	37	43	7	4	86	.467
NY Islanders	93	47	33	11	2	107	.575	NY Islanders	93	44	46	2	1	91	.489
NY Rangers	96	50	33	9	4	113	.589	NY Rangers	94	39	44	9	2	89	.473
Ottawa	36	20	11	4	1	45	.625	Ottawa	35	14	18	1	2	31	.443
Philadelphia	92	40	38	13	1	94	.511	Philadelphia	95	31	56	6	2	70	.368
Phoenix	33	19	8	5	1	44	.667	Phoenix	33	9	17	7	0	25	.379
Pittsburgh	98	50	35	9	4	113	.577	Pittsburgh	95	36	51	7	1	80	.421
St. Louis	42	23	15	4	0	50	.595	St. Louis	44	14	21	8	1	37	.420
San Jose	15	6	8	0	1	13	.433	San Jose	14	3	10	1	0	7	.250
Tampa Bay	50	32	11	4	3	71	.710	Tampa Bay	50	30	16	2	2	64	.640
Toronto	62	36	20	4	2	78	.629	Toronto	60	22	29	6	3	53	.442
Vancouver	43	23	16	4	0	50	.581	Vancouver	41	16	19	5	1	38	.463





# Game-by-Game Results by Team

## ANAHEIM DUCKS

Trail, 10-12-1-1  
Home: 5-6-0-1  
Away: 5-6-1-0

10/29/93	.....W, 5-2	A
12/30/93	.....W, 3-0	H
11/29/95	.....T, 2-2*	A
12/13/96	.....L, 4-5	A
3/19/96	.....L, 1-2	H
12/12/97	.....L, 4-6	A
2/28/97	.....L, 1-4	H
1/1/98	.....W, 3-2	H
10/10/98	.....W, 1-0	H
12/11/98	.....L, 0-1	A
10/19/99	.....L, 1-7	H
10/28/99	.....L, 2-5	A
2/9/01	.....W, 4-3	A
3/13/01	.....L, 0-2	H
10/12/01	.....L, 1-2	A
11/17/01	.....W, 4-1	H
12/11/02	.....L, 0-3	A
10/29/03	.....L, 2-4	H
1/13/06	.....W, 3-2 ot	A
12/8/06	.....L, 1-6	H
11/19/08	.....W, 6-4	A
1/27/10	.....W, 5-1	H
12/15/10	.....L, 1-2 ot	H
2/16/11	.....W, 7-6	A

## ATLANTA THRASHERS

Lead, 36-22-5-5  
Home: 22-8-3-1  
Away: 14-14-2-4

12/15/99	.....W, 4-0	A
1/6/00	.....L, 1-3	A
1/8/00	.....W, 3-0	H
1/12/00	.....W, 5-2	A
3/28/00	.....W, 5-2	H
10/11/00	.....T, 3-3*	A
11/12/00	.....T, 2-2*	H
11/25/00	.....L, 1-2	A
1/1/01	.....W, 4-2	H
1/13/01	.....W, 4-1	H
10/26/01	.....L, 0-1	A
11/10/01	.....W, 3-0	H
12/6/01	.....T, 3-3*	A
12/15/01	.....W, 5-2	H
1/22/02	.....W, 3-0	A
11/23/02	.....W, 6-3	H
12/1/02	.....L, 4-5	A
12/6/02	.....W, 7-6*	H
2/12/03	.....W, 5-1	A
3/6/03	.....T, 4-4*	H
10/11/03	.....L, 3-4	H
10/31/03	.....W, 2-1	H
12/16/03	.....W, 5-0	A
3/13/04	.....L, 2-5	A
3/20/04	.....T, 2-2*	H
3/24/04	.....L, 2-3	A
10/7/05	.....L, 3-7	H
10/8/05	.....L, 1-8	A
11/4/05	.....W, 3-2 so	H
12/22/05	.....W, 6-5 so	A
1/1/06	.....L, 2-5	H
3/4/06	.....L, 2-3 ot	A
4/13/06	.....L, 3-5	A
4/17/06	.....W, 6-4	H
10/14/06	.....L, 3-4 ot	H
10/19/06	.....L, 3-4 so	A
11/3/06	.....L, 3-4	H
11/22/06	.....L, 2-4	H
12/15/06	.....W, 3-2 ot	A
1/6/07	.....W, 3-2 ot	H
3/12/07	.....L, 2-4	A
4/4/07	.....W, 3-2	A

10/5/07	.....W, 3-1	A
11/6/07	.....L, 1-2 ot	A
11/21/07	.....L, 1-5	H
12/8/07	.....W, 6-3	H
2/2/08	.....L, 0-2	H
2/13/08	.....L, 2-3 so	A
3/14/08	.....W, 4-1	H
3/21/08	.....W, 5-3	A
10/11/08	.....L, 4-7	A
11/26/08	.....W, 5-3	H
2/26/09	.....W, 4-3	H
3/16/09	.....L, 1-5	A
4/5/09	.....W, 6-4	H
4/7/09	.....W, 4-2	A
10/22/09	.....W, 5-4	A
10/29/09	.....W, 4-3	A
1/9/10	.....W, 8-1	A
2/5/10	.....W, 5-1	H
4/1/10	.....W, 2-1	H
4/9/10	.....W, 5-2	H
10/8/10	.....L, 2-4	A
10/23/10	.....W, 4-3 ot	H
11/14/10	.....W, 6-4	H
11/19/10	.....L, 0-5	A
12/4/10	.....L, 1-3	H
1/26/11	.....L, 0-1	A

## BOSTON BRUINS

Trail, 42-64-21-8  
Home: 23-28-12-4  
Away: 19-36-9-4

11/7/74	.....L, 4-10	A
12/14/74	.....L, 1-12	A
1/7/75	.....T, 3-3	H
3/4/75	.....L, 0-8	H
3/22/75	.....L, 2-8	A
12/4/75	.....L, 2-3	A
12/17/75	.....L, 2-3	H
1/11/76	.....L, 4-7	H
2/27/76	.....T, 3-3	H
3/7/76	.....L, 3-4	A
11/18/76	.....L, 2-3	A
11/19/76	.....L, 1-4	H
12/5/76	.....T, 5-5	A
1/11/77	.....L, 2-3	H
2/6/77	.....L, 2-5	A
11/24/77	.....L, 0-6	A
12/27/77	.....L, 3-6	H
1/19/78	.....L, 1-4	A
1/27/78	.....L, 2-5	H
3/28/78	.....T, 4-4	H
11/9/78	.....L, 2-6	A
11/25/78	.....T, 5-5	H
12/14/78	.....L, 2-5	A
3/31/79	.....L, 1-4	H
10/13/79	.....L, 2-5	H
11/15/79	.....L, 2-3	A
3/12/80	.....W, 6-4	H
3/16/80	.....T, 3-3	A
11/22/80	.....T, 2-2	H
12/7/80	.....L, 3-7	A
3/13/81	.....L, 1-7	H
4/2/81	.....W, 3-2	A
10/11/81	.....L, 3-6	A
12/23/81	.....L, 4-7	H
1/23/82	.....L, 1-3	A
12/12/82	.....W, 4-3	H
3/13/83	.....W, 6-4	H
3/17/83	.....W, 2-1	A
11/13/83	.....L, 2-4	A
12/4/83	.....L, 1-4	H
3/11/84	.....W, 2-1	A
11/1/84	.....W, 5-4*	A
1/1/85	.....W, 5-1	H
3/10/85	.....L, 2-3	H
11/16/85	.....T, 2-2*	A

2/27/86	.....W, 2-1	A
3/25/86	.....W, 6-3	H
11/26/86	.....T, 2-2*	H
3/7/87	.....L, 2-3*	A
3/22/87	.....W, 4-3	H
10/8/87	.....L, 3-4	A
11/25/87	.....W, 4-1	H
3/13/88	.....W, 3-0	A
12/3/88	.....T, 1-1*	H
1/15/89	.....L, 3-4	H
3/9/89	.....W, 7-2	A
11/10/89	.....L, 3-5	H
12/9/89	.....W, 7-3	A
1/6/90	.....L, 3-5	A
11/11/90	.....L, 3-5	H
1/5/91	.....W, 5-3	A
3/24/91	.....T, 3-3*	H
11/22/91	.....W, 6-3	H
2/29/92	.....T, 5-5*	A
3/1/92	.....L, 1-4	H
11/25/92	.....W, 6-2	H
12/19/92	.....L, 3-4	A
2/27/93	.....L, 4-5*	A
12/94	.....L, 2-8	A
1/25/94	.....L, 1-3	H
3/7/94	.....L, 3-6	A
3/27/94	.....L, 4-6	H
2/11/95	.....T, 1-1*	A
3/7/95	.....W, 3-1	A
4/2/95	.....W, 2-1	H
10/26/95	.....W, 4-2	A
11/7/95	.....L, 3-4	H
3/2/96	.....W, 2-0	A
3/15/96	.....L, 2-5	H
11/19/96	.....T, 2-2*	H
12/21/96	.....L, 3-4	A
1/20/97	.....W, 3-2	A
2/24/97	.....T, 3-3*	H
11/6/97	.....L, 0-2	A
11/29/97	.....T, 1-1*	A
1/25/98	.....W, 4-1	H
3/3/98	.....L, 0-3	H
11/21/98	.....L, 4-5*	A
12/28/98	.....W, 5-1	H
2/27/99	.....L, 3-4	A
3/21/99	.....L, 1-4	H
11/20/99	.....W, 3-0	A
12/2/99	.....T, 2-2*	H
2/8/00	.....T, 2-2*	A
2/25/00	.....L, 0-3	H
10/26/00	.....L, 1-4	A
12/1/00	.....W, 3-2	H
12/2/00	.....W, 2-0	A
1/5/01	.....T, 1-1*	H
10/8/01	.....L, 0-4	A
12/13/01	.....W, 2-1*	H
1/5/02	.....L, 4-7	A
1/14/02	.....W, 1-0	H
10/30/02	.....L, 2-7	H
12/19/02	.....W, 5-3	H
1/20/03	.....T, 3-3*	A
3/8/03	.....OTL, 4-5*	A
11/20/03	.....L, 2-3	A
12/11/03	.....W, 6-5	H
12/29/03	.....L, 1-3	H
4/1/04	.....T, 3-3*	A
12/27/05	.....L, 3-4 ot	H
1/23/06	.....L, 2-3	H
1/26/06	.....L, 2-3	A
4/10/06	.....W, 2-1 ot	A
11/15/06	.....L, 2-3 so	H
11/18/06	.....L, 2-3 ot	A
2/6/07	.....L, 2-3 so	H
3/15/07	.....L, 3-4 so	A
1/3/08	.....L, 0-2	A
3/3/08	.....W, 10-2	H
3/8/08	.....L, 1-2	A
3/16/08	.....W, 2-1 so	H
12/10/08	.....W, 3-1	H

1/17/09	.....W, 2-1	H
1/27/09	.....L, 2-3 ot	A
2/28/09	.....W, 4-3 ot	A
10/1/09	.....W, 4-1	A
2/2/10	.....W, 4-1	A
4/5/10	.....W, 3-2 ot	H
4/11/10	.....L, 3-4 so	H
10/19/10	.....L, 1-3	H
10/21/10	.....L, 1-4	A
11/5/10	.....W, 5-3	H
12/18/10	.....L, 2-3	A

## BUFFALO SABRES

Trail, 41-77-15-3  
Home: 21-36-9-2  
Away: 20-41-6-1

11/20/74	.....L, 3-7	A
12/3/74	.....L, 3-5	H
12/5/74	.....L, 2-9	A
12/22/74	.....L, 0-4	H
2/21/75	.....L, 4-9	H
10/19/75	.....L, 4-5	A
12/3/75	.....T, 4-4	H
12/21/75	.....L, 2-14	A
1/15/76	.....L, 3-5	A
3/26/76	.....L, 1-4	H
10/24/76	.....L, 1-2	A
11/5/76	.....L, 2-3	H
12/26/76	.....L, 2-5	A
1/19/77	.....W, 4-2	A
3/20/77	.....L, 2-6	H
11/29/77	.....L, 6-7	H
11/20/77	.....L, 2-5	A
1/7/78	.....T, 4-4	H
2/5/78	.....L, 1-4	A
4/4/78	.....W, 4-3	H
11/11/78	.....L, 0-2	H
1/11/79	.....L, 2-6	A
2/24/79	.....L, 4-6	H
3/18/79	.....T, 3-3	A
10/11/79	.....L, 3-6	A
11/10/79	.....L, 3-5	H
11/24/79	.....L, 1-6	H
12/2/79	.....L, 0-2	A
11/8/80	.....T, 3-3	H
11/9/80	.....T, 3-3	A
1/24/81	.....L, 4-7	H
2/12/81	.....L, 3-6	A
10/7/81	.....L, 3-5	A
10/17/81	.....L, 2-4	H
2/27/81	.....L, 2-3	A
10/16/82	.....L, 2-9	H
1/14/83	.....L, 2-3	A
1/15/83	.....L, 2-4	H
10/9/83	.....L, 2-5	A
1/7/84	.....L, 2-4	H
1/25/84	.....T, 2-2*	A
11/16/84	.....L, 2-3	A
11/17/84	.....W, 3-2	H
3/2/85	.....L, 0-4	H
10/18/85	.....W, 4-1	A
10/19/85	.....T, 2-2*	H
2/23/86	.....L, 1-4	A
10/18/86	.....L, 2-4	H
1/23/87	.....W, 3-2	A
1/24/87	.....L, 3-6	H
10/11/87	.....L, 5-6	A
11/20/87	.....L, 3-5	A
1/23/88	.....T, 3-3*	H
10/8/88	.....W, 6-2	H
12/11/88	.....W, 6-4	A
12/30/88	.....W, 5-3	H
12/10/89	.....L, 3-4	A
1/19/90	.....W, 6-3	A
3/6/90	.....T, 1-1*	H
11/10/90	.....L, 2-4	H

3/26/91	.....L, 2-4	F
3/31/91	.....L, 2-5	A
10/5/91	.....W, 3-1	F
12/18/91	.....T, 2-2*	A
2/4/92	.....L, 3-7	A
10/17/92	.....W, 6-4	F
12/23/92	.....L, 1-4	A
1/29/93	.....L, 3-4	A
3/30/93	.....W, 4-1	F
10/16/93	.....W, 4-3	F
1/27/94	.....L, 2-7	A
2/20/94	.....T, 3-3*	F
4/14/94	.....W, 3-2	A
2/2/95	.....L, 0-1	F
2/7/95	.....L, 1-2	A
4/28/95	.....W, 5-1	F
12/8/95	.....T, 2-2*	A
1/26/96	.....W, 1-0	F
4/3/96	.....W, 5-1	A
4/13/96	.....L, 2-3	F
10/18/96	.....L, 1-4	F
2/2/97	.....T, 2-2*	A
3/21/97	.....L, 1-4	F
4/13/97	.....W, 8-3	A
10/3/97	.....W, 6-2	F
10/9/97	.....L, 2-5	A
11/13/97	.....W, 3-2	A
3/1/98	.....L, 0-3	F
10/23/98	.....W, 1-0	A
11/12/98	.....L, 0-2	F
2/7/99	.....W, 3-1	F
4/18/99	.....L, 0-3	A
10/8/99	.....W, 3-2	A
11/24/99	.....L, 2-5	A
3/5/00	.....W, 2-1	F
4/9/00	.....T, 1-1*	F
12/20/00	.....T, 2-2*	F
12/21/00	.....W, 3-1	A
3/17/01	.....L, 2-3	F
4/6/01	.....L, 1-2	A
11/28/01	.....L, 2-5	F
1/27/02	.....OTL, 2-3*	F
3/26/02	.....W, 4-3*	A
4/12/02	.....W, 3-1	A
12/7/02	.....L, 3-4	A
12/30/02	.....W, 4-3	F
2/26/03	.....W, 3-2	F
3/4/03	.....W, 2-1	A
11/26/03	.....L, 2-5	A
12/27/03	.....L, 1-3	F
12/31/03	.....L, 1-7	A
3/10/04	.....L, 0-6	A
10/26/05	.....W, 3-2	F
11/17/05	.....L, 5-8	A
11/27/05	.....L, 2-3	F
3/14/06	.....L, 4-6	F
12/2/06	.....W, 7-4	A
12/26/06	.....L, 3-6	F
3/21/07	.....L, 2-5	A
4/7/07	.....L, 0-2	F
10/13/07	.....L, 3-7	A
11/26/07	.....L, 1-3	F
12/14/07	.....L, 3-5	A
3/5/08	.....W, 3-1	A
11/1/08	.....L, 0-5	A
12/26/08	.....W, 3-2	F
12/30/08	.....W, 4-2	A
4/3/09	.....L, 4-5 ot	F
11/25/09	.....W, 2-0	F
12/9/09	.....L, 0-3	F
12/23/09	.....W, 5-2	F
3/3/10	.....W, 3-1	F
11/13/10	.....L, 2-3 ot	F
11/17/10	.....W, 4-2	F
2/20/11	.....W, 2-1	F
4/2/11	.....W, 5-4 ot	F



# Game-by-Game Results by Team

1/11/91.....W, 4-2	H
2/15/91.....L, 2-8	A
12/10/91.....W, 4-1	H
2/1/92.....W, 5-2	H
2/13/92.....T, 4-4*	A
10/30/92.....W, 3-1	A
2/2/93.....L, 4-6	H
10/25/93.....L, 2-3*	A
3/6/94.....T, 4-4*	H
2/8/96.....T, 4-4*	A
2/13/96.....W, 3-2	H
2/7/97.....L, 2-5	A
3/4/97.....W, 2-1	H
3/9/98.....W, 5-2	H
3/26/98.....L, 2-3	A
10/30/98.....T, 0-0*	A
3/13/99.....L, 4-5*	H
1/26/00.....W, 2-1	H
2/13/01.....T, 4-4*	A
3/6/02.....W, 3-2	H
11/27/02.....W, 4-2	H
3/20/03.....W, 4-1	A
1/14/04.....T, 3-3*	H
10/30/06.....W, 4-2	A
3/12/08.....W, 3-2	H
10/21/08.....L, 1-2	A
3/28/10.....L, 3-5	H
10/30/10.....W, 7-2	A

## CAROLINA HURRICANES

Lead, 74-44-14-6

Home: 41-21-4-2

Away: 33-23-10-4

12/4/79.....T, 3-3	H
12/19/79.....L, 4-5	A
1/4/80.....W, 6-3	A
3/8/80.....W, 9-5	H
11/15/80.....W, 8-4	A
1/18/81.....W, 3-2	H
3/11/81.....W, 5-2	A
3/27/81.....L, 3-5	H
11/14/81.....W, 4-0	A
11/28/81.....L, 2-6	A
2/27/82.....W, 7-1	H
11/7/82.....W, 6-2	H
12/30/82.....T, 4-4	A
3/16/83.....W, 5-4	H
10/19/83.....L, 0-3	A
2/26/84.....W, 4-3	A
3/7/84.....W, 4-2	H
12/29/84.....W, 3-2	H
3/27/85.....L, 1-3	H
4/4/85.....L, 0-2	A
2/2/86.....W, 5-4	A
3/29/86.....T, 6-6*	A
4/3/86.....W, 4-2	H
12/30/86.....L, 1-3	H
1/17/87.....W, 6-1	A
2/6/87.....L, 2-5	H
10/16/87.....W, 6-2	H
11/21/87.....W, 4-3	A
12/9/87.....L, 4-5	A
11/18/88.....W, 3-2	H
2/3/89.....W, 1-0	H
3/18/89.....W, 8-2	A
10/11/89.....L, 1-4	A
12/16/89.....W, 5-2	A
3/2/90.....L, 3-4	H
11/17/90.....L, 2-4	A
12/15/90.....L, 2-3	H
3/12/91.....L, 2-3	H
11/23/91.....W, 3-2	A
1/4/92.....T, 2-2*	A
3/24/92.....L, 2-8	H
11/7/92.....W, 6-2	A
12/16/92.....L, 3-6	A

12/18/92.....W, 4-3	H
3/19/93.....W, 5-2	H
12/7/93.....L, 1-6	H
12/18/93.....L, 1-4	A
2/27/94.....W, 3-1	A
3/22/94.....W, 4-1	H
1/21/95.....T, 1-1*	A
3/20/95.....W, 5-0	A
3/26/95.....L, 3-4*	H
4/21/95.....W, 6-3	H
11/25/95.....W, 4-2	A
12/30/95.....W, 3-0	H
1/3/96.....L, 0-2	A
3/23/96.....T, 2-2*	H
1/1/97.....W, 3-2*	H
1/4/97.....T, 1-1*	A
2/22/97.....L, 0-2	A
3/16/97.....W, 5-3	H
12/20/97.....W, 2-1	A
3/18/98.....W, 1-0	H
4/18/98.....W, 4-3	A
4/19/98.....W, 2-1	H
11/6/98.....L, 2-3	H
1/16/99.....W, 3-2*	A
2/5/99.....W, 4-1	H
2/18/99.....T, 2-2*	A
4/14/99.....L, 0-3	A
11/7/99.....L, 2-3	A
11/19/99.....T, 3-3*	H
2/3/00.....W, 2-1	H
2/21/00.....T, 1-1*	A
3/17/00.....W, 4-2	H
10/7/00.....T, 3-3*	A
2/24/01.....W, 2-1	A
3/15/01.....L, 0-3	H
3/28/01.....W, 7-0	H
3/30/01.....OTL, 3-4*	A
11/8/01.....L, 3-2	H
11/30/01.....W, 6-2	H
12/2/01.....W, 4-3*	A
12/30/01.....T, 5-5*	H
3/8/02.....T, 2-2*	A
10/17/02.....W, 2-1	A
1/10/03.....W, 4-1	A
1/22/03.....W, 5-3	H
2/14/03.....L, 1-3	A
3/2/03.....W, 2-0	H
11/12/03.....W, 7-1	H
4/11/03.....W, 2-1	A
1/9/04.....W, 4-1	H
1/29/04.....W, 5-3	A
2/12/04.....T, 3-3*	A
2/25/04.....L, 1-2	H
10/12/05.....L, 2-7	A
10/22/05.....L, 0-4	H
1/21/06.....W, 5-2	H
3/25/06.....W, 3-1	A
3/29/06.....W, 5-1	A
4/3/06.....L, 5-6 ot	A
4/5/06.....L, 3-4 so	H
4/7/06.....L, 3-4	H
10/7/06.....W, 5-2	H
11/9/06.....L, 0-5	A
11/17/06.....L, 1-4	H
1/18/07.....W, 5-2	A
1/26/07.....L, 2-6	A
1/27/07.....W, 7-3	H
3/9/07.....L, 0-3	H
3/22/07.....L, 3-4	A
10/6/07.....W, 2-0	H
11/5/07.....L, 0-5	A
11/24/07.....W, 5-2	H
11/30/07.....L, 3-4	A
2/8/08.....L, 1-2	H
2/23/08.....L, 3-6	A
3/25/08.....W, 3-2 so	A
4/1/08.....W, 4-1	H
11/6/08.....W, 3-2	H
11/12/08.....W, 5-1	A

## CHICAGO BLACKHAWKS

Trail, 36-38-11-1

Home: 22-15-5-1

Away: 13-23-6-0

Neutral: 1-0-0-0

10/17/74.....W, 4-3	H
10/23/74.....L, 2-3	A
2/22/75.....L, 3-10	A
2/25/75.....L, 2-6	H
10/26/75.....W, 7-5	A
12/10/75.....L, 2-7	H
2/8/76.....L, 2-4	A
2/29/76.....W, 4-1	H
10/31/76.....L, 4-5	A
11/12/76.....L, 4-5	H
2/9/77.....T, 4-4	A
3/3/77.....W, 7-4	H
11/2/77.....T, 2-2	H
1/8/78.....L, 1-3	A
1/18/78.....L, 2-5	A
3/22/78.....L, 2-6	H
10/18/78.....L, 2-4	H
10/25/78.....T, 2-2	A
1/7/79.....L, 3-5	A
1/27/79.....W, 4-1	H
11/21/79.....L, 0-4	A
12/28/79.....W, 6-2	H
1/30/80.....L, 2-5	A
2/23/80.....W, 6-2	H
10/19/80.....L, 4-8	A
10/21/80.....W, 2-0	H
2/18/81.....T, 5-5	H
2/25/81.....T, 2-2	A
12/9/81.....L, 3-7	A
12/19/81.....L, 4-6	H
1/30/82.....W, 5-2	H
11/3/82.....T, 3-3	A
12/4/82.....W, 4-2	H
1/19/83.....W, 6-4	A
11/23/83.....T, 2-2*	H
1/20/84.....W, 5-3	H
2/22/84.....L, 2-4	A
10/14/84.....W, 5-3	A
11/25/84.....W, 5-0	H
1/23/85.....W, 3-2	A
10/27/85.....W, 4-2	A
11/5/85.....W, 8-4	H
12/28/85.....L, 4-7	H
11/8/86.....W, 3-2	H
11/12/86.....T, 2-2*	A
12/28/86.....L, 5-7	A
10/10/87.....W, 6-4	H
12/12/87.....W, 2-1	H
1/17/88.....L, 4-5	A
12/21/88.....W, 4-3	A
1/7/89.....W, 6-3	H
2/15/89.....L, 4-7	A
10/7/89.....L, 2-3	H
10/29/89.....L, 0-1	A

2/27/90.....W, 4-0	H
10/25/90.....L, 2-3*	A
11/16/90.....L, 3-4	H
12/19/90.....L, 2-3	A
10/12/91.....L, 2-7	H
1/12/92.....L, 2-4	A
11/3/92.....W, 4-1	N
1/2/93.....T, 2-2*	H
1/21/93.....L, 2-6	A
1/8/94.....W, 4-1	H
3/31/94.....W, 6-3	A
1/17/95.....W, 3-2	A
11/11/95.....L, 1-4	H
10/5/96.....L, 2-5	H
3/26/97.....L, 3-5	A
10/15/97.....W, 2-0	A
1/15/98.....W, 3-2	H
12/17/98.....W, 3-1	A
4/12/99.....L, 2-4	H
12/27/99.....T, 2-2*	H
2/18/00.....W, 5-4	A
1/19/01.....L, 1-3	A
2/27/01.....L, 2-3	H
4/9/02.....W, 3-1	H
11/15/02.....T, 2-2*	A
2/15/04.....W, 4-0	A
3/12/04.....L, 3-4	H
1/10/06.....L, 3-4 ot	H
3/19/08.....L, 0-5	A
10/11/08.....W, 4-2	H
3/14/10.....W, 4-3 ot	A
3/13/11.....W, 4-3 ot	H

## CLEVELAND BARONS

Trail, 3-7-0

Home: 1-4-0

Away: 2-3-0

10/9/76.....L, 3-6	A
11/14/76.....L, 2-3	H
12/10/76.....L, 1-7	A
12/11/76.....L, 2-4	H
3/15/77.....L, 1-5	H
10/15/77.....L, 2-4	A
12/2/77.....L, 2-3	H
12/7/77.....W, 5-3	A
2/10/78.....W, 4-1	A
3/18/78.....W, 8-3	H

## COLORADO AVALANCHE

Lead, 35-27-9-1

Home: 19-12-4-1

Away: 16-15-5-0

11/25/79.....T, 2-2	A
12/1/79.....W, 7-2	H
1/20/80.....L, 2-3	A
1/26/80.....T, 1-1	H
11/18/80.....L, 2-6	A
2/22/81.....L, 7-11	H
3/4/81.....L, 4-7	A
3/18/81.....L, 4-6	H
10/21/81.....L, 3-6	H
1/5/82.....L, 0-3	A
2/7/82.....T, 5-5	H
1/2/83.....W, 7-4	A
1/21/83.....L, 4-5	H
2/6/83.....T, 4-4	A
10/16/83.....L, 2-4	H
11/29/83.....L, 3-6	A
3/9/84.....W, 5-3	H
11/27/84.....W, 9-2	A
12/18/84.....W, 4-1	A
1/4/85.....L, 3-5	H
11/23/85.....W, 3-0	H
12/22/85.....W, 7-5	A

12/26/85.....W, 4-3	H
10/21/86.....T, 4-4*	A
11/14/86.....L, 1-4	H
11/29/86.....L, 3-4	A
11/6/87.....L, 1-4	H
12/22/87.....W, 2-1	A
3/4/88.....W, 6-2	H
11/10/88.....W, 4-1	H
12/13/88.....W, 4-1	A
1/10/89.....T, 4-4*	A
11/5/89.....W, 3-0	A
2/6/90.....W, 12-2	H
3/9/90.....W, 4-3	H
11/6/90.....W, 4-1	A
12/29/90.....L, 3-4	A
3/14/91.....W, 5-3	H
11/10/91.....W, 10-3	A
12/17/91.....W, 3-1	H
2/11/92.....W, 4-3	A
11/22/92.....W, 6-4	A
1/29/93.....T, 3-3*	H
3/23/93.....W, 5-1	H
11/9/93.....W, 2-1	H
12/13/93.....L, 3-5	A
1/15/94.....W, 4-0	A
3/12/94.....L, 3-4	H
1/24/95.....L, 1-5	A
2/18/95.....W, 4-2	H
3/31/95.....W, 6-4	H
4/16/95.....L, 2-4	A
10/13/95.....W, 3-1	H
10/18/95.....L, 2-4	A
10/28/96.....L, 0-1	A
3/6/97.....W, 6-3	H
10/22/97.....L, 3-4	A
11/18/97.....T, 6-6*	H
3/9/99.....L, 2-3*	H
3/26/99.....L, 1-3	A
2/15/00.....W, 2-1	H
10/17/00.....OTL, 3-4*	H
2/7/01.....W, 3-1	A
3/19/02.....W, 3-0	A
12/16/02.....T, 2-2*	A
3/16/03.....W, 2-1	H
12/6/03.....L, 1-4	A
10/25/06.....W, 5-3	A
1/9/08.....W, 2-1	H
2/20/09.....L, 1-4	H
12/15/09.....W, 6-2	A
12/11/10.....L, 2-3	H

## COLUMBUS BLUE JACKETS

Lead, 8-3-1-1

Home: 3-1-1-1

Away: 5-2-0-0

10/27/00.....L, 1-3	A
1/9/02.....W, 6-3	H
3/23/02.....W, 5-2	A
11/5/02.....W, 4-3*	A
11/29/03.....W, 5-3	A
10/5/05.....W, 3-2	H
2/5/08.....W, 4-3 ot	A
11/29/08.....L, 0-3	A
1/9/09.....L, 0-3	H
11/1/09.....L, 4-5 ot	H
4/3/10.....W, 3-2	A
3/31/11.....W, 4-3 ot	H

## DALLAS STARS

Trail, 29-40-16-1

Home: 16-17-8-1

Away: 13-23-8-0

10/12/74.....L, 0-6	A
11/24/74.....T, 4-4	H

11/27/74.....	L, 4-6	A
3/20/75.....	L, 1-5	H
11/29/75.....	L, 3-5	A
12/14/75.....	T, 4-4	H
12/26/75.....	T, 1-1	H
1/17/76.....	L, 3-7	A
11/7/76.....	W, 4-1	H
11/27/76.....	L, 1-6	A
2/15/77.....	T, 3-3	H
2/17/77.....	T, 4-4	A
10/29/77.....	L, 4-7	A
1/13/78.....	T, 2-2	A
1/29/78.....	L, 0-4	H
2/19/78.....	W, 2-1	H
11/15/78.....	W, 3-2	A
12/15/78.....	L, 1-6	H
12/27/78.....	L, 1-6	A
3/4/79.....	W, 5-4	H
11/3/79.....	L, 1-7	A
12/2/79.....	L, 4-5	H
1/5/80.....	T, 2-2	A
3/21/80.....	L, 3-4	H
12/3/80.....	T, 3-3	H
1/3/81.....	L, 0-3	A
1/10/81.....	L, 2-3	A
1/21/81.....	L, 1-2	H
11/4/81.....	L, 1-6	H
11/25/81.....	T, 4-4	A
2/20/82.....	L, 3-7	A
10/23/82.....	L, 1-3	H
12/16/82.....	T, 4-4	A
2/3/83.....	W, 3-1	H
10/29/83.....	W, 6-1	A
2/13/84.....	W, 4-0	A
3/21/84.....	W, 5-1	A
11/13/84.....	T, 3-3*	A
12/12/84.....	W, 3-2	A
1/14/85.....	W, 6-3	H
1/11/86.....	L, 3-5	A
1/21/86.....	W, 7-5	H
1/25/86.....	W, 6-3	A
10/24/86.....	W, 8-2	H
11/11/86.....	T, 2-2*	A
3/29/87.....	W, 4-2	H
10/31/87.....	T, 3-3*	A
11/14/87.....	W, 4-1	A
2/20/88.....	W, 3-0	A
11/15/88.....	W, 4-2	A
1/30/89.....	T, 4-4*	H
2/28/89.....	L, 3-4	H
1/31/90.....	W, 4-3*	A
2/11/90.....	W, 5-3	H
3/18/90.....	W, 4-3	A
1/17/91.....	L, 2-5	A
1/25/91.....	T, 2-2*	A
2/22/91.....	W, 3-1	H
12/7/91.....	W, 4-2	A
1/7/92.....	L, 3-5	H
3/3/92.....	L, 1-3	H
11/18/92.....	L, 4-5	H
2/9/93.....	W, 3-2	A
3/18/94.....	L, 2-6	A
4/3/94.....	L, 3-6	A
10/17/95.....	W, 4-3	A
3/17/96.....	W, 2-1	H
10/8/96.....	L, 3-5	A
1/24/97.....	L, 2-5	H
10/29/97.....	L, 3-4	A
4/8/98.....	L, 1-2*	A
11/27/98.....	L, 0-4	A
3/17/99.....	W, 2-1*	A
11/17/99.....	T, 2-2*	H
2/13/00.....	L, 1-2	A
10/14/00.....	L, 0-2	A
12/28/01.....	W, 3-2*	H
3/12/02.....	L, 2-5	H
10/20/02.....	L, 2-5	A
11/13/02.....	L, 1-6	A
10/17/03.....	L, 2-4	A



# Game-by-Game Results by Team

1/12/06	.....L, 1-4	A
11/30/06	.....W, 4-3	H
10/25/08	.....W, 6-5	ot A
3/9/10	.....L, 3-4	so H
12/2/10	.....L, 1-2	A

## DETROIT RED WINGS

Trail, 38-43-16-2		
Home: 23-21-5-0		
Away: 14-22-11-2		
Neutral: 1-0-0-0		
10/19/74	.....L, 4-6	A
10/22/74	.....L, 0-3	H
1/25/75	.....L, 2-5	A
1/26/75	.....W, 6-3	H
3/30/75	.....L, 5-8	H
4/2/75	.....L, 3-8	A
12/12/75	.....L, 3-5	H
12/31/75	.....L, 0-4	A
2/15/76	.....W, 8-5	H
2/21/76	.....W, 5-1	A
3/24/76	.....L, 3-7	A
3/30/76	.....W, 5-3	H
10/7/76	.....T, 3-3	A
1/4/77	.....T, 2-2	H
1/10/77	.....W, 2-0	A
1/27/77	.....W, 4-1	H
3/13/77	.....T, 3-3	A
3/29/77	.....W, 6-1	H
11/9/77	.....T, 1-1	A
12/23/77	.....W, 3-2	H
1/11/78	.....L, 3-6	H
1/22/78	.....L, 3-6	A
2/23/78	.....L, 1-4	A
3/26/78	.....L, 1-4	H
11/5/78	.....T, 3-3	H
12/23/78	.....T, 2-2	A
1/6/79	.....W, 4-1	A
1/19/79	.....W, 5-1	H
1/30/79	.....L, 4-7	A
2/21/79	.....L, 3-4	H
3/11/79	.....T, 3-3	A
3/14/79	.....L, 1-4	H
11/16/79	.....L, 2-4	H
2/6/80	.....T, 2-2	A
2/28/80	.....L, 1-4	A
3/15/80	.....W, 5-2	H
11/26/80	.....T, 7-7	A
12/14/80	.....L, 4-5	H
3/26/81	.....W, 2-0	A
4/5/81	.....W, 7-2	H
10/10/81	.....W, 6-3	H
11/13/81	.....T, 3-3	H
1/16/82	.....T, 5-5	A
1/5/83	.....W, 5-2	A
2/1/83	.....W, 5-2	H
4/1/83	.....L, 7-8	A
11/6/83	.....W, 3-2	H
12/28/83	.....L, 2-3*	H
2/25/84	.....L, 1-4	A
12/9/84	.....W, 4-0	H
1/8/85	.....W, 4-2	A
1/29/85	.....L, 3-4	A
1/7/86	.....W, 4-3	H
1/28/86	.....L, 0-7	A
2/25/86	.....W, 4-3*	H
1/21/86	.....T, 3-3*	A
1/28/87	.....W, 2-1	A
2/24/87	.....W, 8-2	H
11/17/87	.....L, 0-1	H
12/16/87	.....L, 1-6	A
3/29/88	.....T, 2-2*	H
11/1/88	.....T, 3-3*	A
11/27/88	.....W, 4-3	A
1/22/89	.....L, 3-4	H
11/29/89	.....W, 5-3	A
12/29/89	.....W, 2-1	H

2/25/90	.....W, 9-4	H
10/6/90	.....W, 6-4	H
11/19/90	.....W, 3-2*	A
1/22/91	.....W, 2-1*	A
11/8/91	.....L, 4-5	H
11/25/91	.....L, 4-5	A
2/5/92	.....L, 1-4	A
11/20/92	.....L, 5-7	H
11/30/92	.....W, 4-1	A
3/16/93	.....W, 4-2	N
1/30/94	.....W, 6-3	H
3/25/94	.....T, 2-2*	A
1/13/96	.....L, 2-4	H
2/15/96	.....L, 3-4	A
12/4/96	.....L, 0-2	H
12/26/96	.....L, 4-5*	A
1/11/98	.....L, 0-2	A
2/1/98	.....L, 2-4	H
10/13/98	.....L, 2-3	H
3/3/00	.....T, 2-2*	H
4/7/00	.....W, 4-2	A
10/31/00	.....W, 6-2	H
4/1/01	.....OTL, 1-2*	A
1/18/02	.....L, 1-3	A
2/22/03	.....L, 1-5	H
11/24/03	.....W, 4-1	A
12/13/03	.....L, 1-5	H
12/9/05	.....L, 3-4	H
12/17/07	.....L, 3-4	so A
1/31/09	.....W, 4-2	H
10/10/09	.....L, 2-3	A
1/19/10	.....W, 3-2	H
3/16/11	.....L, 2-3	A

## EDMONTON OILERS

Lead, 31-26-6-0		
Home: 20-10-2-0		
Away: 11-16-4-0		
10/28/79	.....W, 6-4	A
11/13/79	.....L, 3-5	H
1/16/80	.....L, 2-5	H
2/15/80	.....L, 2-8	A
1/1/80	.....T, 2-2	A
12/17/80	.....W, 5-2	H
1/7/81	.....L, 3-6	A
2/1/81	.....W, 7-4	H
1/13/82	.....T, 6-6	H
2/12/82	.....L, 3-5	A
2/28/82	.....L, 1-4	H
11/24/82	.....T, 3-3	A
2/23/83	.....L, 3-6	A
3/2/83	.....L, 3-5	H
11/2/83	.....L, 3-11	A
11/9/83	.....L, 4-7	H
2/5/84	.....W, 9-2	H
10/24/84	.....T, 3-3*	A
11/9/84	.....L, 5-8	H
2/23/85	.....T, 3-3*	A
11/12/85	.....W, 5-2	H
12/18/85	.....W, 5-2	A
2/8/86	.....W, 5-4*	H
10/29/86	.....L, 3-6	A
2/15/87	.....W, 5-3	A
2/27/87	.....W, 5-2	H
12/1/87	.....W, 4-2	H
1/2/88	.....W, 2-0	H
1/11/88	.....L, 2-3	A
10/29/88	.....L, 3-4*	A
1/13/89	.....W, 5-3	H
2/17/89	.....W, 8-2	A
11/11/89	.....L, 3-5	H
2/4/90	.....L, 4-5*	H
2/14/90	.....W, 4-3	A
10/28/90	.....W, 1-0	A
2/8/91	.....W, 6-3	H
3/10/91	.....W, 5-3	A
10/23/91	.....W, 6-5	A

3/22/92	.....W, 6-2	H
10/31/92	.....L, 2-4	A
1/9/93	.....W, 4-3	H
10/24/93	.....W, 3-2*	A
2/15/94	.....T, 2-2*	H
12/22/95	.....W, 6-3	H
2/7/96	.....W, 2-1	A
1/26/97	.....L, 1-3	H
2/9/97	.....L, 1-4	A
11/8/97	.....W, 2-1	H
3/25/98	.....L, 2-4	A
10/28/98	.....L, 2-8	A
3/6/99	.....W, 4-3	H
12/21/99	.....L, 2-6	A
12/16/00	.....W, 4-0	H
3/10/02	.....W, 4-2	H
3/16/02	.....L, 1-4	A
3/22/03	.....L, 3-5	A
1/11/04	.....W, 1-0	H
10/28/06	.....L, 0-4	A
1/17/08	.....W, 5-4	so H
1/13/09	.....L, 2-5	H
12/19/09	.....W, 4-2	A
3/9/11	.....W, 5-0	H

## FLORIDA PANTHERS

Lead, 43-34-9-7		
Home: 25-14-5-5		
Away: 23-20-4-2		
11/20/93	.....L, 3-4	A
12/28/93	.....T, 3-3*	H
1/19/94	.....L, 1-5	A
2/24/94	.....W, 2-1	A
2/26/94	.....W, 4-2	H
2/4/95	.....W, 3-2	H
3/16/95	.....L, 1-5	A
4/14/95	.....W, 3-0	H
4/30/95	.....T, 2-2*	A
11/3/95	.....L, 2-3	H
12/5/95	.....L, 3-4	H
12/28/95	.....W, 5-4	A
1/23/96	.....L, 4-5	H
2/29/96	.....T, 2-2*	A
11/7/96	.....L, 2-4	A
11/18/96	.....W, 4-2	A
12/28/96	.....T, 1-1*	H
2/1/97	.....W, 3-1	A
4/6/97	.....T, 3-3*	H
11/9/97	.....L, 2-3	A
11/23/97	.....W, 5-2	A
12/5/97	.....W, 3-2*	H
12/7/97	.....L, 4-5	A
12/18/97	.....L, 0-4	H
3/7/98	.....W, 6-3	H
10/24/98	.....T, 2-2*	H
12/23/98	.....W, 4-0	A
3/11/99	.....L, 1-2	H
4/1/99	.....W, 5-3	H
4/5/99	.....W, 3-0	A
10/2/99	.....L, 3-4	A
12/4/99	.....L, 1-2	A
1/19/00	.....W, 3-1	A
2/23/00	.....W, 3-2*	H
3/7/00	.....W, 4-2	H
11/4/00	.....W, 3-2	A
12/23/00	.....W, 5-3	H
1/24/01	.....W, 2-1	H
3/23/01	.....L, 1-4	A
4/5/01	.....W, 3-0	H
10/24/01	.....W, 4-3*	A
12/19/01	.....L, 2-5	A
1/7/02	.....L, 1-2	H
1/12/02	.....W, 1-0	A
2/26/02	.....W, 4-3	H
10/26/02	.....T, 1-1*	A
11/7/02	.....W, 2-1*	H
1/11/03	.....W, 12-2	H

2/15/03	.....W, 2-1	A
4/1/03	.....W, 3-0	H
11/22/03	.....OTL, 2-3*	H
12/17/03	.....T, 2-2*	A
1/23/04	.....L, 1-4	A
2/21/04	.....T, 2-2*	H
2/27/04	.....W, 4-1	A
3/2/04	.....L, 0-1	H
10/20/05	.....L, 2-3	A
12/1/05	.....L, 2-3	A
12/18/05	.....L, 2-3	H
1/8/06	.....L, 3-4	so H
2/7/06	.....L, 0-5	H
3/18/06	.....L, 3-4	so H
3/22/06	.....L, 2-3	A
4/15/06	.....W, 2-1	so A
10/18/06	.....W, 5-2	H
11/13/06	.....W, 4-1	A
1/13/07	.....L, 3-7	A
1/20/07	.....L, 1-4	H
2/1/07	.....L, 3-6	A
2/27/07	.....L, 5-6	so H
3/30/07	.....L, 2-3	ot A
4/3/07	.....W, 1-0	H
11/15/07	.....L, 1-2	A
11/19/07	.....L, 3-4	H
11/28/07	.....L, 1-2	so H
12/1/08	.....W, 2-1	A
1/19/08	.....W, 5-3	H
2/15/08	.....L, 2-4	A
3/29/08	.....W, 3-0	A
4/5/08	.....W, 3-1	H
12/2/08	.....L, 3-5	H
2/7/09	.....W, 3-1	H
2/15/09	.....W, 4-2	A
3/1/09	.....L, 2-6	H
3/17/09	.....W, 3-0	A
4/11/09	.....L, 4-7	A
11/6/09	.....W, 4-1	A
11/7/09	.....W, 7-4	H
12/4/09	.....W, 6-2	H
1/13/10	.....W, 5-4	so A
1/29/10	.....W, 4-1	H
3/16/10	.....W, 7-3	A
12/9/10	.....L, 0-3	H
1/8/11	.....W, 3-2	H
1/11/11	.....L, 3-4	ot A
3/16/11	.....W, 3-2	ot A
4/6/11	.....W, 5-2	H
4/9/11	.....L, 0-1	A

## LOS ANGELES KINGS

Trail, 34-52-13-0		
Home: 19-23-7-0		
Away: 15-29-6-0		
10/15/74	.....T, 1-1	H
12/19/74	.....L, 1-4	A
1/14/75	.....L, 2-6	H
1/30/75	.....L, 4-6	A
2/18/75	.....L, 1-6	H
3/26/75	.....L, 1-5	A
10/15/75	.....L, 3-4	A
10/28/75	.....L, 0-6	A
11/5/75	.....L, 1-3	H
11/26/75	.....W, 7-2	H
1/27/76	.....L, 0-2	A
2/10/76	.....T, 2-2	H
10/16/76	.....L, 1-7	A
10/21/76	.....T, 5-5	H
12/14/76	.....L, 2-4	H
2/2/77	.....L, 2-7	A
3/1/77	.....L, 2-3	H
3/10/77	.....L, 0-6	A
11/8/77	.....L, 1-5	H
11/27/77	.....W, 2-1	A
1/4/78	.....W, 4-0	H

2/1/78	.....L, 3-8	A
2/21/78	.....L, 1-4	H
10/11/78	.....W, 4-2	A
10/20/78	.....L, 4-6	H
10/28/78	.....L, 1-5	A
12/4/78	.....L, 2-10	A
1/3/79	.....W, 8-3	H
1/31/79	.....W, 5-3	H
2/28/79	.....T, 3-3	A
4/3/79	.....W, 6-2	H
10/16/79	.....W, 8-6	H
10/24/79	.....L, 3-5	A
2/12/80	.....W, 5-2	A
2/26/80	.....W, 5-3	H
10/29/80	.....L, 2-4	A
11/5/80	.....L, 3-5	H
1/15/81	.....W, 3-0	H
2/7/81	.....T, 4-4	A
10/29/81	.....L, 3-4	A
1/7/82	.....T, 3-3	H
2/17/82	.....W, 5-2	A
12/14/82	.....W, 7-2	H
1/11/83	.....L, 7-9	H
2/19/83	.....T, 3-3	A
12/18/83	.....W, 5-0	H
1/11/84	.....W, 4-2	A
2/16/84	.....W, 4-2	A
10/16/84	.....W, 5-3	H
2/8/85	.....W, 6-1	H
2/16/85	.....L, 2-5	A
12/14/85	.....W, 5-4	A
2/15/86	.....W, 4-1	A
3/18/86	.....L, 2-5	H
11/18/86	.....L, 5-6	H
2/18/87	.....L, 4-7	A
3/17/87	.....L, 4-5	H
12/6/87	.....W, 10-3	H
1/13/88	.....W, 8-3	A
2/24/88	.....L, 3-4	A
1/24/89	.....T, 4-4*	H
2/10/89	.....L, 6-7*	H
2/22/89	.....W, 7-2	H
11/18/89	.....L, 3-5	A
1/1/90	.....L, 4-7	H
2/19/90	.....L, 2-3	H
11/2/90	.....W, 4-3	H
2/18/91	.....L, 2-5	A
3/5/91	.....T, 3-3*	H
1/10/92	.....W, 7-4	H
1/16/92	.....T, 2-2*	H
2/15/92	.....L, 3-6	H
2/13/93	.....W, 10-3	H
2/20/93	.....W, 7-3	H
10/22/93	.....W, 6-3	H
2/12/94	.....W, 6-1	A
10/20/95	.....L, 4-7	H
11/30/95	.....L, 2-3	A
10/12/96	.....L, 3-4	H
12/14/96	.....T, 4-4*	H
12/13/97	.....T, 2-2*	H
4/4/98	.....W, 3-2	A
12/9/98	.....L, 1-2	A
1/29/99	.....L, 3-6	H
10/9/99	.....T, 2-2*	H
10/26/99	.....L, 2-5	A
10/6/00	.....L, 1-4	A
2/10/01	.....W, 4-3	H
10/16/01	.....W, 3-2*	H
3/14/03	.....L, 1-3	H
11/10/03	.....L, 2-3	H
12/6/03	.....L, 3-7	H
12/14/05	.....W, 3-2	A
2/8/07	.....W, 4-3 ot	H
11/20/08	.....L, 2-5	A
2/5/09	.....L, 4-5	H
1/2/10	.....L, 1-2	A
2/12/11	.....L, 1-4	A



# Game-by-Game Results by Team

10/20/86.....W, 5-4	A
12/1/86.....W, 2-1*	A
12/6/86.....W, 3-1	H
10/24/87.....L, 2-3	H
12/23/87.....T, 2-2*	A
1/29/88.....W, 4-3	H
12/10/88.....T, 0-0*	A
3/8/89.....L, 2-3	A
3/17/89.....W, 4-1	H
10/16/89.....W, 4-3*	A
1/26/90.....W, 6-3	H
3/23/90.....L, 2-4	H
10/15/90.....L, 1-3	A
11/30/90.....L, 3-4	H
1/12/91.....L, 1-4	A
11/11/91.....W, 4-2	A
11/27/91.....W, 3-1	H
3/27/92.....W, 4-3	H
11/23/92.....T, 1-1*	A
4/2/93.....W, 4-0	H
4/12/93.....W, 3-2*	A
12/3/93.....T, 2-2*	H
12/11/93.....W, 5-3	A
1/17/94.....L, 1-3	A
2/4/94.....L, 0-4	H
1/25/95.....L, 0-2	A
3/4/95.....W, 5-1	H
4/17/95.....L, 2-5	A
11/1/95.....W, 5-2	H
12/26/95.....W, 4-0	H
1/31/96.....L, 3-5	A
3/27/96.....W, 1-0*	A
11/15/96.....W, 3-1	H
11/30/96.....W, 2-0	A
3/22/97.....W, 3-1	A
4/10/97.....W, 3-2	H
10/18/97.....W, 3-2	A
11/15/97.....W, 3-2	A
11/26/97.....L, 5-6	H
4/6/98.....T, 2-2*	H
10/16/98.....T, 2-2*	H
1/15/99.....L, 0-3	H
1/18/99.....T, 4-4*	A
12/13/99.....L, 0-1	H
3/20/99.....W, 1-0	A
1/4/00.....W, 6-1	H
2/10/00.....W, 1-0	A
2/26/00.....W, 3-0	A
11/17/00.....W, 4-3	H
1/27/01.....L, 2-4	A
2/17/01.....W, 6-3	A
2/23/01.....W, 3-1	H
10/19/01.....W, 4-1	H
11/24/01.....L, 3-5	A
1/16/02.....L, 0-2	A
1/23/02.....L, 3-5	H
1/25/03.....T, 1-1*	A
2/9/03.....L, 0-2	H
2/24/03.....W, 4-1	H
3/25/03.....W, 4-3*	A
10/14/03.....L, 1-5	A
11/28/03.....L, 3-5	H
12/23/03.....W, 3-2	H
1/4/04.....L, 1-4	A
11/19/05.....W, 5-1	A
12/23/05.....W, 4-2	H
3/20/06.....L, 2-4	H
3/30/06.....L, 2-3 ot	A
12/27/06.....L, 1-4	H
1/4/07.....W, 5-1	H
2/20/07.....L, 3-5	A
3/24/07.....L, 1-4	A
12/20/07.....L, 2-5	H
1/5/08.....W, 5-4 ot	A
1/29/08.....L, 0-4	A
1/31/08.....W, 5-4 ot	H
11/28/08.....W, 3-0	H
12/13/08.....W, 2-1	A
1/10/09.....L, 4-5	A

2/18/09.....W, 4-3 so	H
11/20/09.....L, 2-3	H
11/28/09.....W, 4-3 so	A
1/5/10.....W, 4-2	H
2/10/10.....L, 5-6 ot	A
12/28/10.....W, 3-0	H
2/1/11.....L, 2-3 so	H
3/15/11.....W, 4-2	A
3/26/11.....W, 2-0	A

## NASHVILLE PREDATORS

Lead, 9-5-1-0	
Home: 5-2-0-0	
Away: 4-3-1-0	
12/26/98.....L, 1-3	A
3/30/99.....L, 2-3	H
11/26/99.....W, 1-0	H
2/12/00.....W, 4-2	A
10/13/00.....L, 1-3	A
2/21/01.....W, 2-1	H
2/8/02.....T, 3-3*	A
10/11/02.....W, 5-4	H
2/13/04.....L, 2-5	A
12/7/05.....L, 2-5	H
3/18/08.....W, 4-2	A
10/28/08.....W, 4-3 so	H
3/10/09.....W, 2-1 ot	A
10/17/09.....W, 3-2 so	H
10/16/10.....W, 3-2 ot	A

## NEW JERSEY DEVILS

Lead, 91-69-13-9	
Home: 54-26-6-5	
Away: 37-43-7-4	
11/3/74.....L, 4-5	H
11/11/75.....L, 3-5	A
2/13/75.....L, 1-5	A
2/16/75.....W, 3-0	H
10/22/75.....L, 2-4	H
10/30/75.....W, 6-2	A
2/7/76.....L, 1-5	A
3/23/76.....T, 5-5	H
10/29/76.....W, 2-1	A
11/21/76.....W, 3-1	H
12/29/76.....L, 1-3	A
3/18/77.....W, 5-0	H
10/28/77.....L, 1-8	A
1/25/78.....T, 3-3	H
2/28/78.....W, 7-4	H
3/30/78.....W, 4-3	A
12/5/78.....W, 4-1	A
12/12/78.....L, 3-4	H
1/12/79.....W, 8-1	H
2/15/79.....W, 9-3	A
11/20/79.....T, 3-3	A
2/24/80.....T, 1-1	A
3/2/80.....L, 1-3	H
3/18/80.....W, 4-1	H
10/30/80.....T, 5-5	A
12/6/80.....W, 8-6	H
1/12/81.....W, 2-1	A
3/10/81.....W, 4-3	H
10/31/81.....L, 4-6	A
11/18/81.....W, 7-1	H
2/14/82.....L, 3-5	A
11/8/82.....T, 2-2	A
11/10/82.....W, 3-0	H
12/9/82.....W, 6-4	A
1/23/83.....W, 3-1	H
2/5/83.....W, 5-4	H
3/8/83.....W, 5-4	A
3/24/83.....W, 5-3	H
10/26/83.....W, 2-0	A
12/1/83.....W, 8-4	H

12/2/83.....T, 2-2*	A
12/31/83.....W, 3-2	A
2/2/84.....W, 2-0	A
3/14/84.....T, 3-3*	H
3/28/84.....W, 6-2	H
11/3/84.....W, 6-4	H
11/10/84.....T, 2-2*	A
12/4/84.....W, 4-1	H
1/12/85.....L, 3-5	A
3/5/85.....W, 4-1	H
3/19/85.....W, 4-1	H
3/28/85.....L, 2-3	A
10/12/85.....L, 1-4	A
11/30/85.....W, 6-2	A
1/3/86.....W, 3-2	A
1/4/86.....W, 9-3	H
1/17/86.....W, 4-3	A
2/1/86.....W, 5-4	H
3/4/86.....W, 4-2	H
10/25/86.....W, 2-1	H
12/9/86.....W, 4-2	H
12/19/86.....L, 4-6	A
2/21/01.....W, 6-1	A
1/18/87.....W, 6-1	A
1/20/87.....W, 6-3	H
3/3/87.....W, 3-2	H
4/5/87.....W, 6-5*	A
11/7/87.....L, 1-4	A
12/30/87.....W, 4-3	A
1/19/88.....W, 6-4	H
2/17/88.....W, 4-3	A
3/1/88.....W, 5-3	H
3/2/88.....W, 6-1	A
3/20/88.....L, 2-4	H
10/15/88.....W, 8-5	H
11/12/88.....L, 3-6	H
11/19/88.....W, 3-2	A
12/7/88.....L, 1-5	A
1/20/89.....L, 5-6*	H
4/1/89.....W, 6-4	H
4/2/89.....L, 4-7	A
12/2/89.....W, 5-3	A
12/27/89.....W, 3-1	A
1/16/90.....W, 9-6	H
1/24/90.....L, 2-3	A
2/9/90.....L, 3-5	H
3/4/90.....W, 4-3	H
3/27/90.....L, 1-4	A
10/17/90.....L, 2-3	A
10/20/90.....W, 4-0	H
12/7/90.....W, 5-2	H
12/8/90.....L, 2-4	A
1/1/91.....W, 4-3	H
2/25/91.....L, 1-5	A
3/30/91.....W, 4-0	H
10/18/91.....W, 6-5	H
10/19/91.....W, 5-1	A
11/20/91.....L, 5-6*	A
12/29/91.....W, 4-3	A
1/24/92.....L, 2-5	H
3/7/92.....W, 3-2*	H
4/12/92.....W, 4-3*	A
10/12/92.....L, 2-4	A
11/13/92.....L, 0-3	A
11/14/92.....L, 3-4*	H
12/9/92.....W, 6-2	A
1/1/93.....W, 9-2	H
3/27/93.....L, 2-5	H
4/10/93.....L, 3-5	H
10/8/93.....L, 3-6	H
10/9/93.....L, 4-6	A
1/9/94.....W, 4-0	A
1/14/94.....L, 2-5	H
4/1/94.....W, 2-1	H
2/15/95.....L, 2-4	A
2/20/95.....L, 0-2	H
2/25/95.....T, 3-3*	A
4/12/95.....L, 1-2	H
1/6/96.....L, 1-3	A
1/25/96.....L, 1-3	A

2/18/96.....L, 0-3	A
2/24/96.....L, 1-2	H
4/11/96.....L, 2-3	H
11/12/96.....L, 2-3*	A
11/22/96.....W, 5-1	A
11/23/96.....W, 4-3	H
3/15/97.....L, 2-3	A
3/19/97.....T, 2-2*	H
4/1/97.....L, 0-1	H
10/4/97.....W, 4-1	H
11/1/97.....L, 1-3	A
12/23/97.....T, 1-1*	H
3/20/98.....W, 2-0	H
3/21/98.....L, 2-3	A
12/1/98.....L, 0-4	H
12/30/98.....L, 2-3	H
1/9/99.....W, 3-2	A
2/12/99.....W, 3-2	A
4/8/99.....L, 0-1	A
11/13/99.....W, 4-2	H
12/18/99.....L, 4-5	A
1/14/00.....W, 3-2*	A
3/11/00.....W, 4-2	H
10/19/00.....W, 5-2	H
12/9/00.....W, 3-2	A
12/29/00.....L, 2-4	A
4/3/01.....L, 4-6	H
10/6/01.....W, 6-1	H
12/8/01.....L, 1-3	A
3/29/02.....W, 3-1	A
4/13/02.....L, 3-4*	H
12/27/02.....W, 3-2	H
12/28/02.....OTL, 1-2*	A
2/5/03.....L, 1-4	H
3/1/03.....OTL, 1-2*	A
12/4/03.....L, 0-3	A
1/1/04.....T, 2-2*	H
1/17/04.....OTL, 1-2*	A
2/19/04.....W, 3-1	H
11/11/05.....L, 3-4	H
11/12/05.....L, 2-3	A
12/28/05.....L, 2-7	A
3/10/06.....L, 3-4 so	H
12/22/06.....L, 1-4	H
12/29/06.....L, 3-4	A
2/24/07.....W, 4-2	A
2/25/07.....L, 2-3	H
12/7/07.....L, 2-3	A
12/10/07.....W, 3-2	H
2/24/08.....L, 1-2 ot	H
2/29/08.....W, 4-0	A
10/18/08.....L, 3-4 so	H
11/14/08.....W, 3-1	H
11/15/08.....L, 5-6 so	A
2/3/09.....W, 5-2	A
10/12/09.....L, 2-3 so	H
11/4/09.....L, 2-3	A
11/14/09.....L, 2-5	A
12/26/09.....W, 4-1	H
10/9/10.....W, 7-2	H
11/22/10.....L, 0-5	A
12/21/10.....W, 5-1	H
3/18/11.....W, 3-0	A

## NEW YORK ISLANDERS

Lead, 91-79-13-3	
Home: 47-33-11-2	
Away: 44-46-2-1	
10/20/74.....L, 0-5	H
12/29/74.....L, 0-7	H
1/2/75.....L, 2-5	A
2/8/75.....L, 1-5	A
11/1/75.....L, 3-7	A
1/21/76.....L, 2-5	H
2/22/76.....L, 0-4	H
3/6/76.....L, 3-6	A
1/15/77.....L, 1-2	A

1/16/77.....T, 2-2	H
2/5/77.....T, 3-3	A
2/20/77.....T, 2-2	H
11/13/77.....L, 0-6	H
1/14/78.....L, 0-4	H
2/4/78.....L, 1-6	A
4/1/78.....L, 2-3	A
11/4/78.....L, 1-4	A
11/17/78.....L, 2-4	H
1/16/79.....L, 2-6	A
4/1/79.....W, 6-4	H
12/22/79.....L, 1-2	A
1/12/80.....L, 2-5	A
1/27/80.....W, 7-1	H
3/9/80.....W, 3-1	H
10/12/80.....L, 1-2	H
1/17/81.....L, 4-6	A
3/29/81.....L, 4-5	H
4/4/81.....L, 1-4	A
10/23/81.....L, 2-4	H
10/24/81.....L, 4-6	A
12/17/81.....L, 1-4	A
1/17/82.....T, 2-2	H
2/2/82.....L, 6-7	A
2/4/82.....L, 2-5	H
3/21/82.....L, 2-3	H
3/23/82.....L, 1-8	A
10/21/82.....L, 3-6	A
11/13/82.....W, 3-1	H
11/28/82.....T, 3-3	H
12/23/82.....W, 5-1	A
2/10/83.....L, 3-8	A
3/12/83.....L, 2-6	A
3/30/83.....L, 1-7	H
10/8/83.....L, 7-8*	H
11/18/83.....W, 7-1	H
11/19/83.....L, 2-6	A
12/22/83.....L, 1-6	A
12/23/83.....W, 7-3	H
3/17/84.....W, 2-1	A
3/31/84.....L, 1-3	H
11/20/84.....L, 3-5	A
11/23/84.....L, 1-5	H
12/27/84.....W, 5-4*	A
1/26/85.....W, 5-1	A
1/27/85.....W, 5-2	H
3/16/85.....L, 4-6	A
3/30/85.....W, 4-3	H
11/1/85.....W, 5-3	H
11/2/85.....L, 3-5	A
1/24/86.....L, 5-7	H
2/18/86.....W, 5-4	A
3/8/86.....W, 6-2	A
3/9/86.....W, 3-1	H
3/28/86.....L, 3-4	H
10/16/86.....L, 4-7	A
11/4/86.....L, 1-7	A
12/26/86.....W, 2-1	H
1/15/87.....W, 3-2	A
1/30/87.....T, 3-3*	H
3/24/87.....W, 3-1	A
3/27/87.....T, 2-2*	H
11/10/87.....L, 3-4*	A
12/4/87.....L, 4-6	H
2/5/88.....L, 2-4	H
2/12/88.....W, 6-2	H
2/27/88.....W, 3-0	A
3/18/88.....T, 3-3*	H
3/31/88.....L, 3-7	A
11/4/88.....W, 4-2	H
11/5/88.....L, 3-4*	A
11/22/88.....W, 4-2	A
11/23/88.....W, 7-6	H
12/31/88.....L, 4-6	A
3/26/89.....W, 3-2	H
3/28/89.....L, 4-5	A
10/20/89.....L, 3-5	H
11/7/89.....W, 5-3	A
11/22/89.....W, 5-3	H

12/15/89.....L, 3-5	H
1/13/90.....L, 2-4	A
2/2/90.....L, 3-5	A
3/20/90.....W, 3-0	H
10/19/90.....W, 4-3	H
11/3/90.....W, 5-2	A
12/1/90.....W, 3-1	A
1/27/91.....W, 5-4*	H
1/31/91.....W, 4-3*	A
3/2/91.....W, 3-2	H
3/21/91.....W, 6-2	A
11/2/91.....W, 7-4	A
11/29/91.....L, 2-3	H
11/30/91.....L, 1-8	A
1/1/92.....W, 8-5	H
2/23/92.....W, 4-1	A
3/15/92.....W, 5-2	H
4/13/92.....T, 1-1*	H
10/23/92.....L, 2-5	H
12/5/92.....W, 5-3	A
1/14/93.....W, 3-0	A
2/23/93.....W, 4-2	A
3/7/93.....L, 2-3	H





# Game-by-Game Results by Team

2/4/07	.....W, 2-1	so	H
3/3/07	.....L, 2-6		H
3/10/07	.....L, 2-5		A
10/8/07	.....W, 2-1		A
10/18/07	.....L, 2-5		H
12/22/07	.....L, 2-3	ot	A
2/20/08	.....L, 2-3	so	H
12/4/08	.....W, 5-2		H
12/16/08	.....W, 5-4	ot	A
1/19/09	.....W, 2-1	ot	A
4/1/09	.....W, 5-3		H
10/24/09	.....W, 3-2	ot	A
10/30/09	.....L, 3-4	ot	H
11/11/09	.....W, 5-4	so	H
1/26/10	.....W, 7-2		A
10/13/10	.....W, 2-1		H
1/20/11	.....W, 2-1		A
2/26/11	.....W, 3-2		A
3/1/11	.....W, 2-1	ot	H

## NEW YORK RANGERS

Lead, 89-77-18-6  
Home: 50-33-9-4  
Away: 39-44-9-2

10/9/74	.....L, 3-6		A
12/12/74	.....T, 6-6		H
2/9/75	.....L, 3-7		A
2/11/75	.....W, 7-4		H
12/7/75	.....L, 2-5		A
1/23/76	.....W, 7-5		H
2/18/76	.....L, 4-11		A
3/16/76	.....W, 5-2		H
11/10/76	.....W, 7-5		A
12/1/76	.....L, 1-4		A
12/28/76	.....L, 2-5		H
3/25/77	.....W, 7-2		H
12/21/77	.....T, 5-5		A
12/30/77	.....T, 3-3		H
3/12/78	.....L, 2-8		A
3/24/78	.....L, 4-11		H
11/26/78	.....L, 4-9		A
1/24/79	.....W, 5-1		H
2/18/79	.....T, 6-6		A
3/20/79	.....T, 2-2		H
10/14/79	.....W, 5-3		A
12/15/79	.....W, 5-4		H
12/30/79	.....L, 2-5		A
2/2/80	.....L, 3-6		H
10/18/80	.....W, 8-2		H
12/10/80	.....L, 2-6		A
12/26/80	.....W, 7-3		H
2/21/81	.....L, 4-6		A
11/7/81	.....L, 1-3		H
12/20/81	.....W, 3-2		A
12/26/81	.....T, 4-4		H
1/3/82	.....W, 4-3		A
1/24/82	.....T, 4-4		A
1/27/82	.....L, 4-5		H
3/14/82	.....T, 5-5		A
3/20/82	.....L, 3-4		H
10/6/82	.....W, 5-4		A
12/10/82	.....T, 4-4		H
1/1/83	.....L, 2-7		H
2/16/83	.....L, 4-5		A
3/3/83	.....W, 4-3		A
3/27/83	.....L, 4-5		A
4/3/83	.....W, 3-0		H
10/13/83	.....L, 3-4		A
11/12/83	.....W, 7-4		H
11/16/83	.....L, 1-4		A
11/25/83	.....W, 3-1		H
12/7/83	.....L, 5-7		A
1/2/84	.....T, 2-2*		H
3/3/84	.....W, 5-1		H
10/20/84	.....L, 5-6		H
11/7/84	.....L, 3-4		A

11/28/84	.....W, 2-1		A
12/15/84	.....W, 4-2		H
12/16/84	.....W, 6-3		A
1/19/85	.....W, 7-1		H
2/28/85	.....W, 5-4		A
10/10/85	.....L, 2-4		A
11/29/85	.....L, 2-5		H
12/29/85	.....L, 5-6		A
1/1/86	.....W, 3-0		H
3/1/86	.....W, 4-0		H
3/2/86	.....W, 4-2		A
4/5/86	.....T, 4-4*		H
10/13/86	.....W, 7-6*		A
12/14/86	.....L, 1-3		H
12/17/86	.....L, 1-6		A
2/4/87	.....L, 2-3		A
2/7/87	.....L, 4-5*		H
3/1/87	.....W, 7-3		H
4/1/87	.....W, 5-1		A
10/17/87	.....W, 4-3		H
10/19/87	.....W, 4-2		A
1/8/88	.....W, 8-4		H
2/6/88	.....L, 0-3		H
2/11/88	.....W, 5-3		A
3/12/88	.....L, 2-4		H
3/16/88	.....W, 8-4		A
10/19/88	.....L, 1-5		A
10/21/88	.....L, 1-4		H
12/19/88	.....L, 1-3		A
12/23/88	.....T, 2-2*		H
1/4/89	.....T, 3-3*		A
2/1/89	.....W, 4-3*		A
3/11/89	.....W, 4-2		H
10/13/89	.....W, 7-4		H
12/23/89	.....W, 3-2		H
1/3/90	.....L, 1-2		A
2/23/90	.....L, 3-6		H
2/28/90	.....L, 2-3		A
3/31/90	.....W, 2-1		H
4/1/90	.....W, 3-2		A
10/10/90	.....L, 2-4		A
10/13/90	.....L, 2-5		H
11/28/90	.....W, 6-3		A
12/17/90	.....L, 3-5		A
12/28/90	.....L, 3-5		H
2/22/91	.....W, 3-2		H
2/27/91	.....T, 4-4*		A
10/11/91	.....W, 5-1		H
10/14/91	.....W, 5-3		A
11/13/91	.....W, 5-3		A
12/13/91	.....L, 3-5		H
12/26/91	.....L, 6-8		H
2/7/92	.....W, 6-2		H
3/9/92	.....W, 5-2		A
10/9/92	.....L, 2-4		H
10/21/92	.....L, 1-2		A
11/11/92	.....W, 7-4		A
12/4/92	.....W, 8-4		H
12/29/92	.....W, 4-3*		H
1/13/93	.....L, 4-5		A
4/4/93	.....L, 0-4		H
4/14/93	.....W, 2-0		A
4/16/93	.....W, 4-2		H
10/11/93	.....L, 2-5		A
11/13/93	.....L, 0-2		H
11/28/93	.....L, 1-3		A
12/23/93	.....L, 0-1		H
2/7/94	.....W, 4-1		A
3/9/94	.....L, 5-7		N
2/8/95	.....L, 4-5		A
3/5/95	.....W, 4-2		H
3/18/95	.....W, 4-1		H
4/24/95	.....L, 4-5		A
12/16/95	.....W, 3-2		H
12/18/95	.....L, 0-3		A
1/5/96	.....T, 4-4*		H
2/27/96	.....W, 5-3		A
3/9/96	.....L, 1-6		H
4/10/96	.....W, 4-1		A

10/23/96	.....W, 3-2		A
11/9/96	.....W, 3-2		H
1/9/97	.....W, 2-0		H
1/22/97	.....L, 3-5		H
3/12/97	.....L, 2-3		A
12/2/97	.....W, 3-2*		A
1/3/98	.....L, 2-3		H
1/8/98	.....W, 5-3		A
1/26/98	.....T, 2-2*		A
4/14/98	.....W, 3-1		H
1/7/99	.....W, 5-1		H
1/26/99	.....L, 1-4		H
2/1/99	.....W, 3-1		A
3/4/99	.....L, 2-4		H
3/15/99	.....T, 1-1*		A
11/11/99	.....OTL, 4-5*		H
12/17/99	.....W, 3-2*		A
3/23/00	.....W, 4-1		A
4/3/00	.....W, 4-1		H
11/9/00	.....L, 3-5		H
12/6/00	.....L, 2-3		A
3/9/01	.....W, 5-3		H
3/19/01	.....L, 3-6		A
10/10/01	.....W, 5-2		A
11/23/01	.....W, 6-2		H
12/4/01	.....W, 5-2		H
1/26/02	.....L, 3-6		A
10/23/02	.....W, 2-1		A
1/4/03	.....T, 2-2*		A
1/15/03	.....OTL, 1-2*		H
1/26/03	.....W, 7-2		H
1/28/04	.....W, 2-1		A
3/5/04	.....L, 2-3		A
3/18/04	.....W, 4-3		H
4/3/04	.....OTL, 2-3*		H
10/10/05	.....W, 3-2		H
11/26/05	.....L, 3-2	so	A
12/3/05	.....W, 5-1		H
3/16/06	.....L, 4-5		A
10/5/06	.....L, 2-5		A
11/11/06	.....W, 3-1		H
12/30/06	.....L, 1-4		A
2/10/07	.....L, 2-5		H
10/12/07	.....L, 1-3		A
11/1/07	.....L, 0-2		A
12/12/07	.....W, 5-4	ot	H
2/10/08	.....W, 3-2	ot	H
11/9/08	.....W, 3-1		H
12/23/08	.....W, 5-4	ot	A
1/3/09	.....W, 2-1		H
2/11/09	.....L, 4-5	so	A
10/8/09	.....L, 3-4		H
11/17/09	.....W, 4-2		A
2/4/10	.....W, 6-5		A
3/6/10	.....W, 2-0		H
11/9/10	.....W, 5-3		A
12/12/10	.....L, 0-7		A
1/24/11	.....L, 1-2	so	H
2/25/11	.....L, 0-6		H

## OTTAWA SENATORS

Lead, 34-29-5-3  
Home: 20-11-4-1  
Away: 14-18-1-2

10/16/92	.....W, 5-1		H
12/7/92	.....W, 6-5		A
12/21/92	.....W, 4-3		A
1/23/93	.....W, 6-4		H
12/4/93	.....W, 6-1		A
12/17/93	.....W, 11-2		H
4/6/94	.....L, 5-6		A
4/9/94	.....W, 8-4		H
2/23/95	.....T, 5-5*		A
3/10/95	.....T, 2-2*		H
3/21/95	.....W, 1-0		H
1/11/96	.....W, 6-1		H

2/1/96	.....W, 4-2		A
3/29/96	.....W, 5-0		H
4/6/96	.....W, 4-3		A
11/27/96	.....L, 1-2		H
1/15/97	.....L, 1-5		A
2/18/97	.....L, 1-6		H
4/3/97	.....L, 0-4		A
11/27/97	.....L, 1-3		A
12/27/97	.....L, 0-3		H
1/13/98	.....W, 4-0		H
3/14/98	.....L, 0-4		A
11/7/98	.....W, 8-5		A
11/20/98	.....L, 1-4		H
1/1/99	.....L, 3-4		H
2/13/99	.....L, 1-2		A
11/3/99	.....W, 3-1		H
1/16/00	.....W, 2-1		H
3/25/00	.....W, 4-3		A
4/4/00	.....L, 0-4		A
12/27/00	.....W, 5-1		A
1/18/01	.....L, 4-5		A
1/30/01	.....T, 1-1*		H
3/11/01	.....W, 6-5		H
11/1/01	.....L, 5-11		H
1/3/02	.....L, 1-4		A
3/2/02	.....W, 3-2*		A
4/5/02	.....T, 0-0*		H
11/29/02	.....L, 2-6		H
1/18/03	.....L, 2-5		A
3/28/03	.....W, 3-2		A
4/3/03	.....L, 1-5		H
10/23/03	.....L, 1-5		A
1/3/04	.....L, 2-5		A
2/17/04	.....T, 1-1*		H
3/8/04	.....L, 1-4		H
1/4/06	.....L, 1-3		H
3/2/06	.....L, 1-7		A
3/12/06	.....L, 2-5		H
4/1/06	.....W, 1-0		A
11/6/06	.....W, 4-3	ot	H
12/6/06	.....W, 6-2		H
1/16/07	.....L, 2-5		A
1/30/07	.....L, 2-3		A
11/8/07	.....W, 4-1		A
12/29/07	.....W, 8-6		A
1/1/08	.....W, 6-3		H
1/15/08	.....W, 4-2		H
11/4/08	.....L, 1-2	ot	A
12/12/08	.....W, 5-1		H
1/20/09	.....L, 2-3		A
2/1/09	.....W, 7-4		H
11/23/09	.....L, 3-4	ot	A
1/7/10	.....W, 5-2		H
2/11/10	.....L, 4-5	ot	H
3/30/10	.....L, 4-5	ot	H
10/11/10	.....W, 3-2	ot	H
12/19/10	.....W, 3-2		A
1/16/11	.....W, 3-1		H
3/25/11	.....L, 0-2		A

## PHILADELPHIA FLYERS

Trail, 71-94-19-3  
Home: 40-38-13-1  
Away: 30-56-6-2

Neutral: 1-0-0			
11/9/74	.....L, 2-6		A
12/26/74	.....L, 1-4		H
1/16/75	.....L, 0-4		A
3/18/75	.....L, 2-7		H
10/9/75	.....L, 4-5		A
12/19/75	.....L, 5-7		H
2/24/76	.....T, 5-5		H
4/1/76	.....L, 2-11		A
12/3/76	.....T, 4-4		H
12/23/76	.....L, 2-5		A
1/30/77	.....T, 5-5		H

2/10/77	.....L, 2-9	A
11/3/77	.....L, 1-4	A
11/5/77	.....L, 1-3	H
2/12/78	.....L, 1-4	A
2/26/78	.....L, 1-6	H
12/19/78	.....T, 4-4	H
12/21/78	.....L, 2-5	A
1/9/79	.....L, 2-5	H
3/25/79	.....L, 4-7	A
1/15/80	.....L, 4-7	A
1/19/80	.....T, 4-4	H
3/29/80	.....T, 3-3	H
4/3/80	.....L, 2-4	A
12/20/80	.....L, 2-5	H
12/21/80	.....W, 6-0	A
1/4/81	.....L, 1-8	H
3/24/81	.....W, 5-2	A
10/14/81	.....L, 4-5	H
10/15/81	.....L, 2-5	A
11/21/81	.....W, 10-4	H
11/22/81	.....W, 3-2	A
3/7/82	.....L, 1-7	A
3/13/82	.....W, 6-3	H
3/25/82	.....W, 4-3	A
3/27/82	.....T, 4-4	H
10/9/82	.....L, 2-3	H
10/10/82	.....L, 4-6	A
12/19/82	.....W, 3-1	A
12/26/82	.....L, 3-6	H
1/18/83	.....W, 4-1	H
3/5/83	.....W, 4-3	H
3/20/83	.....W, 3-2	A
10/6/83	.....L, 1-4	A
10/22/83	.....W, 4-1	H
12/15/83	.....L, 4-9	H
12/26/83	.....L, 4-5	H
1/8/84	.....W, 7-1	A
2/11/84	.....W, 6-3	H
4/1/84	.....W, 4-1	A
10/11/84	.....T, 2-2*	A
10/13/84	.....L, 2-4	H
12/23/84	.....L, 4-7	A
12/26/84	.....W, 6-0	H
2/9/85	.....L, 4-5	H
3/7/85	.....L, 6-9	A
3/8/85	.....L, 2-4	H
10/13/85	.....L, 2-4	H
1/9/86	.....L, 0-4	A
1/18/86	.....W, 5-2	A
2/22/86	.....L, 1-3	A
3/13/86	.....L, 0-2	A
3/23/86	.....W, 6-5	H
4/6/86	.....L, 3-5	A
10/11/86	.....L, 1-6	H
11/16/86	.....L, 2-6	H
11/28/86	.....L, 2-4	H
1/3/87	.....L, 1-4	H
1/11/87	.....T, 2-2*	A
3/5/87	.....L, 2-4	A
4/4/87	.....W, 3-2*	A
10/22/87	.....W, 1-1	A
12/26/87	.....L, 2-3	H
1/5/88	.....W, 3-1	A
1/31/88	.....W, 1-0*	H
3/30/88	.....L, 2-5	A
3/25/88	.....W, 5-3	H
4/3/88	.....T, 2-2*	A
12/6/88	.....W, 4-3	H
12/15/88	.....L, 1-4	A
12/27/88	.....W, 4-3	H
1/26/89	.....W, 1-0	A
2/5/89	.....L, 1-3	H
3/24/89	.....W, 6-1	H
3/30/89	.....L, 4-5	A
10/6/89	.....W, 5-3	A
12/1/89	.....L, 2-3	H
12/5/89	.....W, 4-3	A
12/19/89	.....W, 2-1	A
1/28/90	.....W, 7-2	A



# Game-by-Game Results by Team

12/16/06	.....W, 4-1	H
1/9/07	.....W, 6-2	H
11/2/07	.....L, 2-3	H
11/23/07	.....W, 4-3	ot A
1/13/08	.....L, 4-6	H
2/6/08	.....W, 4-3	A
12/20/08	.....L, 1-7	A
1/6/09	.....W, 2-1	so H
2/24/09	.....L, 2-4	H
3/12/09	.....W, 2-1	A
10/6/09	.....L, 5-6	ot A
10/27/09	.....W, 4-2	H
12/5/09	.....W, 8-2	A
1/17/10	.....W, 5-3	H
11/7/10	.....W, 3-2	ot H
11/20/10	.....L, 4-5	so H
1/18/11	.....L, 2-3	ot A
3/22/11	.....W, 5-4	so A

## PHOENIX COYOTES

Lead, 28-25-12-1  
Home: 19-8-5-1  
Away: 9-17-7-0

11/2/79	.....T, 1-1	A
11/7/79	.....W, 6-3	H
1/22/80	.....W, 5-4	H
2/8/80	.....W, 6-3	A
10/10/80	.....W, 4-1	H
11/2/80	.....T, 4-4	A
12/31/80	.....W, 5-3	A
1/27/81	.....W, 4-3	H
12/4/81	.....W, 7-3	H
1/20/82	.....L, 0-3	A
2/21/82	.....W, 6-3	A
11/19/82	.....T, 3-3	A
12/7/82	.....T, 3-3	H
2/13/83	.....W, 6-1	H
10/30/83	.....W, 7-3	A
1/17/84	.....W, 8-3	H
2/19/84	.....L, 3-4*	A
12/7/84	.....L, 5-7	H
2/3/85	.....W, 6-2	H
2/13/85	.....L, 3-5	A
10/25/85	.....T, 7-7*	A
12/20/85	.....L, 4-7	A
3/21/86	.....W, 5-3	H
12/3/86	.....T, 3-3*	A
1/13/87	.....L, 2-3	H
2/1/87	.....W, 6-4	H
10/30/87	.....L, 2-3*	A
1/26/88	.....L, 2-3	H
2/19/88	.....W, 6-0	A
10/23/88	.....L, 2-3	A
12/17/88	.....W, 6-3	H
3/14/89	.....W, 6-3	H
10/25/89	.....L, 4-6	A
1/10/90	.....L, 1-6	A
1/23/90	.....L, 3-4	H
10/12/90	.....W, 3-1	H
2/2/91	.....L, 2-4	H
3/8/91	.....W, 2-1	A
10/27/91	.....L, 5-6	A
12/8/91	.....L, 3-4	H
3/6/92	.....T, 3-3	H
10/26/92	.....L, 2-6	A
12/11/92	.....W, 8-6	H
10/6/93	.....L, 4-6	A
4/12/94	.....W, 4-3	H
12/10/95	.....W, 6-1	A
1/16/96	.....T, 1-1*	H
12/17/96	.....L, 3-4	A
1/3/97	.....W, 3-0	H
10/23/97	.....T, 3-3*	A
3/16/98	.....W, 2-1	H
2/24/99	.....L, 1-2	H
3/25/99	.....L, 2-4	A

10/23/99	.....T, 2-2*	A
1/28/00	.....W, 3-2*	H
11/14/00	.....T, 2-2*	H
10/13/01	.....L, 2-5	A
11/2/01	.....T, 2-2*	H
12/13/02	.....W, 4-3	A
1/1/03	.....OTL, 1-2*	H
1/7/04	.....L, 0-3	H
1/16/06	.....W, 6-1	A
1/1/07	.....L, 2-3	H
10/23/08	.....L, 1-2	A
1/23/10	.....W, 4-2	H
2/14/11	.....L, 2-3	A

## PITTSBURGH PENGUINS

Tied, 86-86-16-5  
Home: 50-35-9-4  
Away: 35-51-7-1  
Neutral: 1-0-0-0

11/16/74	.....L, 1-8	A
11/18/74	.....L, 0-6	H
1/19/75	.....L, 2-3	H
2/26/75	.....L, 1-3	A
3/15/75	.....L, 1-12	A
4/6/75	.....W, 8-4	H
10/7/75	.....L, 2-4	H
10/11/75	.....L, 5-7	A
11/12/75	.....T, 6-6	H
1/24/76	.....L, 2-8	A
3/19/76	.....L, 3-7	H
4/3/76	.....W, 5-4	A
11/30/76	.....W, 6-4	H
12/18/76	.....W, 5-3	A
1/6/77	.....T, 3-3	H
2/22/77	.....W, 3-1	H
2/26/77	.....L, 1-2	A
3/30/77	.....W, 4-3	A
10/14/77	.....W, 2-1	H
12/4/77	.....L, 2-4	H
12/28/77	.....T, 2-2	A
1/2/78	.....W, 3-2	H
1/21/78	.....W, 5-2	A
4/8/78	.....W, 6-4	A
10/21/78	.....L, 1-5	A
11/1/78	.....W, 6-4	H
11/29/78	.....L, 3-5	A
12/1/78	.....L, 4-7	H
1/20/79	.....W, 5-2	A
3/17/79	.....L, 2-5	H
3/21/79	.....T, 2-2	A
4/8/79	.....W, 5-2	H
10/20/79	.....L, 1-5	A
12/7/79	.....L, 3-5	H
3/30/80	.....L, 0-4	A
4/1/80	.....W, 6-2	H
11/12/80	.....W, 3-1	A
12/12/80	.....L, 2-6	H
1/31/81	.....T, 4-4	A
2/26/81	.....L, 5-7	H
11/11/81	.....L, 2-3	H
12/12/81	.....L, 4-7	A
12/30/81	.....L, 2-6	A
1/31/82	.....W, 8-3	H
2/6/82	.....W, 6-4	A
3/10/82	.....L, 2-7	H
3/28/82	.....L, 5-6	H
3/31/82	.....T, 4-4	A
10/27/82	.....L, 5-7	A
12/2/82	.....W, 5-4	H
12/18/82	.....W, 3-1	A
12/28/82	.....W, 6-3	H
1/26/83	.....W, 6-2	A
1/28/83	.....W, 7-2	H
3/26/83	.....T, 4-4	H
10/14/83	.....L, 0-4	H
10/25/83	.....W, 1-0	A

1/21/84	.....W, 3-2	A
3/1/84	.....W, 9-1	H
3/5/84	.....W, 5-2	A
3/24/84	.....W, 6-0	H
3/25/84	.....W, 4-3	A
11/21/84	.....T, 3-3*	A
12/2/84	.....W, 9-1	H
1/16/85	.....W, 5-4	A
1/17/85	.....W, 6-2	H
3/24/85	.....W, 7-3	H
4/6/85	.....W, 7-4	A
4/7/85	.....W, 7-3	H
11/6/85	.....W, 4-1	A
11/19/85	.....W, 4-3	H
11/20/85	.....W, 3-1	A
2/12/86	.....L, 1-8	A
3/11/86	.....W, 5-3	H
3/17/86	.....W, 5-3	A
4/1/86	.....W, 5-3	H
10/9/86	.....L, 4-5	A
11/22/86	.....L, 4-5	H
1/1/87	.....W, 4-3*	H
1/7/87	.....L, 2-5	A
1/9/87	.....W, 3-2	H
1/27/87	.....L, 5-7	A
3/20/87	.....W, 4-3	H
11/11/87	.....L, 2-3	A
11/27/87	.....L, 2-4	H
11/28/87	.....T, 5-5*	A
1/1/88	.....W, 5-3	H
2/2/88	.....L, 2-3*	A
3/23/88	.....L, 1-7	A
4/2/88	.....L, 6-7*	H
10/7/88	.....L, 4-6	H
10/11/88	.....L, 7-8	A
11/25/88	.....L, 3-5	H
11/30/88	.....L, 4-6	A
1/2/89	.....W, 8-0	H
3/3/89	.....W, 4-2	H
3/22/89	.....W, 5-4	A
11/24/89	.....L, 4-7	H
11/25/89	.....W, 4-1	A
12/6/89	.....L, 3-5	A
12/21/89	.....L, 2-5	A
12/26/89	.....W, 6-3	H
1/12/90	.....L, 4-6	H
2/8/90	.....L, 5-7	A
10/5/90	.....L, 4-7	H
11/23/90	.....W, 7-3	H
11/24/90	.....L, 2-3*	A
12/5/90	.....W, 3-1	A
12/26/90	.....L, 3-7	H
1/29/91	.....L, 2-3*	A
2/24/91	.....T, 5-5*	H
10/29/91	.....W, 8-0	A
11/15/91	.....W, 6-2	H
12/14/91	.....W, 7-2	A
12/28/91	.....L, 2-6	H
1/26/92	.....W, 6-4	H
4/15/92	.....L, 1-4	A
11/27/92	.....W, 6-4	H
11/28/92	.....L, 3-5	A
1/26/93	.....L, 3-6	A
1/31/93	.....T, 2-2*	H
2/28/93	.....L, 2-4	H
3/18/93	.....L, 5-7	A
3/28/93	.....L, 1-4	H
11/18/93	.....L, 2-3	A
11/26/93	.....T, 4-4*	H
12/26/93	.....W, 7-3	H
3/15/94	.....W, 5-4*	A
1/29/95	.....L, 1-4	H
4/11/95	.....L, 1-3	A
4/22/95	.....W, 2-1	A
5/2/95	.....W, 7-2	H
11/17/95	.....L, 2-3*	H
11/18/95	.....L, 0-3	A
1/1/96	.....W, 4-2	H

4/4/96	.....L, 2-4	A
10/19/96	.....L, 1-2	A
11/1/96	.....W, 4-2	H
12/6/96	.....L, 3-5	H
12/30/96	.....L, 3-5	A
11/12/97	.....W, 4-1	A
12/26/97	.....L, 1-4	H
1/28/98	.....T, 2-2*	H
2/4/98	.....T, 2-2*	A
11/25/98	.....W, 5-4	H
12/19/98	.....L, 0-3	A
2/15/99	.....L, 3-7	A
2/28/99	.....W, 4-3	H
12/9/99	.....L, 0-3	A
12/29/99	.....W, 3-2*	H
2/1/00	.....L, 2-3	A
3/30/00	.....OTL, 3-4*	H
1/3/01	.....L, 2-3	A
1/8/01	.....L, 3-5	H
3/3/01	.....W, 4-3	H
3/7/01	.....W, 4-3	A
12/11/01	.....T, 2-2*	H
12/21/01	.....L, 3-4	A
12/22/01	.....T, 4-4*	H
3/24/02	.....L, 2-6	A
10/28/02	.....L, 2-3	A
12/3/02	.....W, 4-1	A
1/30/03	.....W, 2-1	H
4/5/03	.....W, 5-3	H
1/18/04	.....W, 4-3	H
3/16/04	.....L, 1-4	A
3/30/04	.....W, 4-2	H
4/4/04	.....L, 3-4	A
11/22/05	.....L, 4-5	A
1/25/06	.....L, 1-8	A
2/11/06	.....L, 3-6	H
3/8/06	.....W, 6-3	H
12/11/06	.....L, 4-5	so H
2/3/07	.....L, 0-2	A
2/18/07	.....L, 2-3	A
3/27/07	.....L, 3-4	H
10/20/07	.....L, 1-2	H
12/27/07	.....L, 3-4	ot A
1/21/08	.....W, 6-5	so A
3/9/08	.....L, 2-4	H
10/16/08	.....W, 4-3	A
1/14/09	.....W, 6-3	A
2/22/09	.....W, 5-2	H
3/8/09	.....L, 3-4	so H
1/21/10	.....W, 6-3	A
2/8/10	.....W, 5-4	ot H
3/24/10	.....W, 4-3	so H
4/6/10	.....W, 6-3	A
12/23/10	.....L, 2-3	so H
1/1/11	.....W, 3-1	A
2/6/11	.....W, 3-0	H
2/21/11	.....W, 1-0	A

## ST. LOUIS BLUES

Lead, 37-36-12-1  
Home: 23-15-4-0  
Away: 14-21-8-1

12/7/74	.....L, 2-8	A
12/8/74	.....L, 1-3	H
2/15/75	.....L, 1-7	A
2/23/75	.....L, 2-7	H
11/9/75	.....L, 3-5	H
11/15/75	.....L, 2-9	A
1/8/76	.....L, 2-4	A
2/13/76	.....L, 0-2	H
1/2/77	.....W, 2-1	H
1/23/77	.....W, 6-3	H
1/29/77	.....W, 5-2	A
2/19/77	.....L, 1-4	A
11/15/77	.....T, 2-2	A
12/11/77	.....W, 2-1	H

3/4/78	.....	T, 3-3	A
3/19/78	.....	L, 2-3	H
11/21/78	.....	W, 4-3	A
11/22/78	.....	L, 1-3	H
12/2/78	.....	L, 2-5	A
3/10/79	.....	W, 7-5	H
12/8/79	.....	L, 1-5	A
3/5/80	.....	W, 7-5	H
3/22/80	.....	L, 2-6	A
3/26/80	.....	W, 4-2	H
10/24/80	.....	L, 2-3	H
10/25/80	.....	T, 3-3	A
2/28/81	.....	L, 4-7	A
3/21/81	.....	T, 3-3	H
1/9/82	.....	L, 4-7	A
2/25/82	.....	W, 9-1	H
3/3/82	.....	W, 8-4	H
10/30/82	.....	W, 6-5	A
11/5/82	.....	L, 3-4	H
1/8/83	.....	T, 3-3	A
1/5/84	.....	W, 5-1	H
2/18/84	.....	W, 4-2	A
3/18/84	.....	L, 3-5	H
12/11/84	.....	T, 3-3*	A
12/22/84	.....	W, 7-5	H
1/9/85	.....	W, 4-2	A
10/29/85	.....	W, 6-3	H
12/5/85	.....	W, 3-2*	H
3/15/86	.....	W, 5-4	A
12/20/86	.....	W, 5-3	H
1/5/87	.....	W, 6-4	A
3/14/87	.....	T, 3-3*	A
12/20/87	.....	T, 1-1*	H
1/16/88	.....	L, 1-3	A
3/22/88	.....	L, 3-5	H
11/29/88	.....	W, 4-3	H
1/28/89	.....	T, 4-4*	A
2/14/89	.....	W, 5-3	A
10/28/89	.....	L, 0-1	A
10/31/89	.....	T, 1-1*	H
3/13/90	.....	L, 1-4	H
12/20/90	.....	T, 3-3*	A
1/15/91	.....	L, 3-7	A
3/19/91	.....	L, 1-2	H
1/14/92	.....	W, 6-1	A
2/27/92	.....	L, 3-7	A
3/17/92	.....	W, 6-4	H
2/11/93	.....	W, 10-6	A
2/21/93	.....	W, 5-2	H
11/24/93	.....	W, 5-2	H
2/10/94	.....	W, 4-3	H
10/7/95	.....	W, 4-1	A
10/29/95	.....	W, 3-1	A
10/26/96	.....	W, 6-4	A
3/25/97	.....	W, 3-2	H
10/25/97	.....	L, 2-5	A
12/29/97	.....	W, 4-2	H
11/28/98	.....	L, 2-4	A
4/7/99	.....	L, 2-4	A
1/1/00	.....	T, 1-1*	H
3/20/00	.....	L, 1-2	A
11/2/00	.....	L, 0-2	A
11/3/01	.....	L, 1-4	A
1/30/02	.....	L, 1-4	A
1/28/03	.....	L, 3-5	H
10/18/03	.....	L, 1-4	A
1/19/06	.....	W, 5-4 so	H
10/27/07	.....	L, 3-4	A
12/18/08	.....	W, 4-2	H
2/13/10	.....	L, 3-4 so	A
12/1/10	.....	W, 4-1	A
3/31/11	.....	W, 3-2	A



# Game-by-Game Results by Team

11/5/00.....L, 2-5	A
11/29/00.....W, 4-1	H
1/23/01.....W, 5-2	A
3/24/01.....W, 3-2	A
4/8/01.....W, 2-1	H
10/23/01.....T, 1-1*	A
11/21/01.....W, 3-2	H
2/9/02.....W, 4-2	A
2/11/02.....W, 3-1	H
4/3/02.....W, 4-1	H
10/25/02.....L, 2-3	A
11/1/02.....W, 3-2	H
12/23/02.....W, 3-0	H
2/4/03.....W, 5-1	A
2/17/03.....L, 1-3	A
11/4/03.....W, 5-1	A
11/14/03.....L, 2-5	H
2/3/04.....W, 2-1	H
2/23/04.....L, 3-6	H
2/28/04.....L, 2-4	A
3/27/04.....L, 1-4	A
10/16/05.....W, 3-2 so	H
10/28/05.....L, 2-4	A
11/15/05.....W, 4-3 so	H
11/23/05.....L, 3-4 so	H
1/29/06.....W, 2-1	H
2/4/06.....L, 0-5	A
3/23/06.....L, 3-4 ot	A
4/18/06.....W, 4-1	A
10/21/06.....L, 4-6	H
11/28/06.....W, 5-2	A
12/19/06.....L, 4-5	H
1/11/07.....L, 4-5	A
2/15/07.....L, 2-3 so	A
3/1/07.....L, 4-5 so	H
3/18/07.....W, 7-1	H
3/31/07.....L, 2-5	A
10/24/07.....W, 5-3	H
11/10/07.....L, 2-5	H
11/16/07.....L, 2-5	A
12/15/07.....W, 3-2	A
12/26/07.....W, 3-2	H
2/16/08.....W, 3-2	A
3/27/08.....W, 4-3 ot	A
4/3/08.....W, 4-1	H
11/10/08.....W, 4-2	H
1/1/09.....W, 7-4	H
2/14/09.....W, 5-1	A
3/19/09.....W, 5-2	A
3/27/09.....W, 5-3	H
4/9/09.....W, 4-2	A
12/7/09.....W, 3-0	A
1/12/10.....L, 4-7	A
1/31/10.....W, 3-2	H
3/4/10.....W, 5-4	H
3/12/10.....L, 2-3	H
3/20/10.....W, 3-1	A
11/11/10.....W, 6-3	H
11/26/10.....W, 6-0	H
1/4/11.....L, 0-1 ot	H
1/12/11.....L, 0-3	A
2/4/11.....W, 5-2	A
3/7/11.....W, 2-1 so	A

## TORONTO MAPLE LEAFS

Lead, 58-49-10-5  
Home: 36-20-4-2  
Away: 22-29-6-3

10/27/74.....L, 3-4	H
11/30/74.....L, 1-7	A
12/15/74.....W, 3-1	H
3/1/75.....L, 4-5	A
3/9/75.....L, 2-4	H
10/24/75.....L, 3-6	H
11/18/75.....L, 2-4	A
2/4/76.....T, 4-4	A
2/16/76.....L, 1-5	H

3/20/76.....L, 3-7	A
12/17/76.....W, 3-2	H
1/1/77.....L, 1-3	A
2/12/77.....L, 0-10	A
2/25/77.....W, 4-2	H
3/27/77.....W, 7-4	H
11/11/77.....L, 1-3	H
11/16/77.....L, 2-5	A
11/26/77.....T, 4-4	A
2/25/78.....L, 0-4	A
3/15/78.....L, 2-5	H
12/17/78.....W, 7-6	H
12/30/78.....T, 5-5	A
1/28/79.....T, 2-2	H
3/28/79.....L, 2-6	A
10/19/79.....L, 3-5	H
11/28/79.....L, 2-4	H
12/26/79.....W, 8-2	A
3/24/80.....L, 1-6	A
11/28/80.....W, 6-2	H
11/29/80.....W, 7-3	A
3/8/81.....W, 7-3	H
3/14/81.....L, 3-5	A
12/5/81.....L, 4-9	A
12/11/81.....W, 11-2	H
4/3/82.....W, 6-4	A
10/13/82.....W, 5-3	A
11/26/82.....W, 5-3	H
1/6/83.....L, 1-3	H
12/17/83.....W, 3-1	A
1/27/84.....W, 6-1	H
1/28/84.....W, 8-0	A
2/1/85.....T, 3-3*	H
2/5/85.....W, 4-1	A
3/14/85.....W, 4-0	H
10/16/85.....W, 6-5*	A
12/10/85.....W, 3-2	H
1/29/86.....L, 2-5	A
12/10/86.....L, 2-8	A
3/13/87.....W, 10-2	H
3/31/87.....W, 4-2	H
12/15/87.....L, 3-5	A
12/18/87.....W, 4-2	H
12/28/87.....T, 4-4*	A
10/14/88.....L, 1-3	H
1/6/89.....W, 3-0	H
1/11/89.....W, 3-2	A
10/21/89.....L, 4-8	A
11/3/89.....W, 2-1	H
1/8/90.....L, 6-8	A
11/14/90.....L, 3-5	A
11/21/90.....W, 5-3	H
12/22/90.....L, 2-5	H
10/9/91.....W, 5-4	A
11/1/91.....W, 4-0	H
12/20/91.....W, 4-3	H
10/6/92.....W, 6-5	A
3/9/93.....W, 3-1	H
10/13/93.....L, 1-7	A
1/11/94.....L, 1-2	H
11/10/95.....L, 1-6	A
2/16/96.....W, 4-3	H
1/13/97.....W, 6-3	H
2/26/97.....W, 3-1	A
10/1/97.....W, 4-1	A
1/6/98.....W, 5-3	H
11/10/98.....W, 4-1	H
1/1/99.....W, 5-2	A
1/30/99.....L, 3-5	A
2/22/99.....W, 4-3	H
11/5/99.....W, 5-3	H
11/29/99.....L, 1-3	A
1/22/00.....T, 5-5*	A
4/1/00.....L, 3-4	H
1/6/01.....W, 3-2	A
2/1/01.....W, 5-4	H
3/1/01.....OTL, 2-3*	H
11/6/01.....L, 2-4	A
1/11/02.....T, 3-3*	H

3/4/02.....L, 2-3	H
3/21/02.....W, 4-3	A
11/26/02.....L, 4-5	A
1/17/03.....L, 1-4	H
2/20/03.....L, 2-6	H
3/29/03.....OTL, 3-4*	A
10/13/03.....T, 2-2*	A
10/25/03.....L, 1-4	A
12/19/03.....T, 2-2*	H
1/21/04.....L, 2-3	H
11/6/05.....W, 5-4	H
11/8/05.....L, 4-6	A
2/3/06.....W, 4-1	H
2/28/06.....W, 5-3	A
11/24/06.....L, 1-7	H
12/23/06.....W, 3-2	A
3/6/07.....L, 0-3	A
3/16/07.....W, 5-1	H
10/29/07.....W, 7-1	A
1/23/08.....L, 2-3	A
1/24/08.....W, 2-1	H
3/1/08.....L, 2-3	H
12/6/08.....W, 2-1	A
12/28/08.....W, 4-1	H
3/5/09.....L, 1-2	H
3/24/09.....L, 2-3 so	A
10/3/09.....W, 6-4	H
11/21/09.....L, 1-2 so	A
12/12/09.....L, 3-6	A
1/15/10.....W, 6-1	H
11/3/10.....W, 5-4 so	H
12/6/10.....L, 4-5 so	H
1/22/11.....W, 4-1	A
4/5/11.....W, 3-2 so	A

## VANCOUVER CANUCKS

Lead, 39-35-9-1  
Home: 23-16-4-0  
Away: 16-19-5-1

12/17/74.....L, 2-4	A
1/23/75.....L, 2-3	H
2/1/75.....L, 2-5	A
3/2/75.....L, 3-7	H
10/14/75.....L, 2-7	A
11/19/75.....L, 2-5	H
1/6/76.....L, 3-5	H
1/30/76.....L, 2-4	A
10/13/76.....L, 1-4	A
11/9/76.....W, 4-2	H
12/7/76.....W, 4-3	H
3/9/77.....L, 2-5	A
12/6/77.....L, 2-5	H
12/13/77.....L, 1-3	A
1/31/78.....L, 2-4	A
2/14/78.....L, 24-	H
12/9/78.....W, 7-5	A
1/14/79.....W, 5-3	H
2/3/79.....L, 1-5	H
3/2/79.....W, 6-2	A
10/27/79.....L, 3-5	A
12/21/79.....W, 2-1	H
1/11/80.....W, 7-4	H
2/16/80.....W, 5-3	A
12/9/80.....L, 2-4	H
12/30/80.....T, 3-3	A
1/29/81.....W, 3-1	H
2/3/81.....T, 3-3	A
10/28/81.....L, 0-3	A
1/2/82.....W, 5-2	H
3/17/82.....T, 6-6	H
11/21/82.....L, 3-5	A
2/18/83.....W, 2-1	A
3/23/83.....T, 1-1	H
11/4/83.....W, 5-4*	H
1/13/84.....W, 6-4	A
2/28/84.....L, 2-3	H
10/28/84.....W, 5-2	A

2/21/85.....W, 6-2	A
2/26/85.....W, 3-2	H
11/15/85.....W, 5-3	H
12/7/85.....W, 2-1	H
12/17/85.....T, 4-4*	A
10/28/86.....W, 5-2	A
11/5/86.....W, 3-2	H
2/20/87.....W, 6-3	A
10/27/87.....W, 3-2	A
11/3/87.....W, 3-2	H
3/6/88.....W, 7-2	H
10/25/88.....W, 4-3*	A
2/19/89.....L, 2-3	A
3/5/89.....W, 3-0	H
11/14/89.....T, 4-4*	A
1/5/90.....L, 2-5	H
3/17/90.....L, 1-3	H
10/30/90.....W, 2-1	A
2/5/91.....W, 5-3	H
2/16/91.....L, 2-4	A
10/24/91.....L, 1-3	A
1/3/92.....T, 3-3*	H
3/29/92.....W, 7-4	H
10/28/92.....L, 3-4	A
3/2/93.....T, 3-3*	H
10/27/93.....W, 4-2	A
11/5/93.....W, 3-2	H
2/10/96.....T, 4-4*	A
3/12/96.....W, 9-0	H
2/11/97.....W, 5-2	A
3/11/97.....W, 4-1	H
11/4/97.....W, 2-1	H
3/28/98.....W, 3-2	A
10/21/98.....L, 1-2	H
11/1/98.....L, 1-4	A
12/22/99.....L, 3-6	A
11/22/00.....W, 3-2*	H
2/14/01.....W, 4-3*	A
1/19/02.....L, 1-5	H
3/23/03.....L, 0-6	A
1/31/04.....L, 1-6	H
10/27/06.....L, 2-3 so	A
10/26/07.....L, 2-3	H
10/13/08.....W, 5-1	H
12/18/09.....L, 2-3	A
1/14/11.....L, 2-4	H

\*ot Overtime  
so Shootout



# Longest Streak by Season

	OVERALL				HOME				ROAD			
	Winning	Undeclared	Losing	Winless	Winning	Undeclared	Losing	Winless	Winning	Undeclared	Losing	Winless
2010-11	9	-	8	-	7	-	5	-	6	-	3 (3x)	-
2009-10	*14	-	4	-	*13	-	2 (2x)	-	5	-	3	-
2008-09	7	-	4	-	9	-	4	-	5	-	4	-
2007-08	7	-	5	-	6	-	5	-	4	-	3 (2x)	-
2006-07	4	-	9	-	3 (2x)	-	7	-	4	-	9	-
2005-06	4	-	8	-	2 (3x)	-	5	-	2 (3x)	-	5	-
2003-04	2 (3x)	4	6	8	2	4 (2x)	3 (4x)	4	2 (2x)	2 (3x)	7	8
2002-03	4	5	3 (2x)	5	5	5 (2x)	3 (2x)	3	2 (3x)	4	3	4 (2x)
2001-02	4	5 (2x)	3 (3x)	6	3 (2x)	5	4	3	3	4	5	6
2000-01	5 (2x)	12	5	6	7	9	3	3 (2x)	5	9	3 (4x)	5
1999-00	6	11	3 (2x)	6	*10	*13	2 (2x)	3	4	5	3	3
1998-99	6	6	6	6 (2x)	5	5	4	7	3 (2x)	4	7	7
1997-98	4 (4x)	7	6	8	8	11	5	5 (2x)	4	4 (2x)	4 (2x)	6
1996-97	3 (2x)	6 (2x)	5	7	4 (3x)	6 (2x)	4 (2x)	4 (3x)	4	4	3 (2x)	6
1995-96	4 (2x)	7	3 (3x)	6	6	8	3	5	4	4 (3x)	3	5
1994-95	4 (2x)	7	3	5 (2x)	5	8	2 (2x)	2 (4x)	3 (2x)	3 (2x)	4	10
1993-94	6	7	6	6 (2x)	4	5 (2x)	3	5	4 (2x)	4 (2x)	4 (2x)	4 (2x)
1992-93	7 (2x)	7 (2x)	4 (3x)	5 (2x)	5 (2x)	*13	3	4 (2x)	5 (2x)	5 (2x)	4	4
1991-92	4 (4x)	4 (8x)	3	5	5	5	2 (2x)	3	5	5	2 (3x)	4
1990-91	5	5 (2x)	5	8	4	7	4	4	4 (2x)	5	4	5 (2x)
1989-90	4	4 (3x)	8	8	3	3 (2x)	3 (2x)	3 (3x)	4	4	5	5 (2x)
1988-89	8	8	3 (3x)	4	8	11	4	5	3 (2x)	8	3 (2x)	4
1987-88	5 (3x)	6	4	4 (3x)	5	5 (2x)	2 (2x)	4	3 (2x)	5	4	6
1986-87	6	9	4 (2x)	10	4	6	3	5	4	5	4	7
1985-86	8	8	3 (2x)	3 (4x)	8	8	2	2 (2x)	3 (2x)	7	2 (3x)	3
1984-85	7	8	3	5	6	7	2	2 (2x)	3 (4x)	9	5	5 (2x)
1983-84	10	*14	7	7	7	7	3	3 (2x)	*6	7	4 (2x)	4 (3x)
1982-83	4	*14	3 (3x)	5 (2x)	6	12	4	5	3	*10	2 (4x)	5
1981-82	4	7	13	14	6	7	7	8	2 (2x)	3 (2x)	7	7 (3x)
1980-81	3	7	5 (2x)	13	3	5	3 (2x)	6	2 (2x)	6	4	11
1979-80	5	7	5	10	6	6	6	2	2	3	5	11
1978-79	4	6	5	10	5	7	5	6	2 (2x)	5	4 (3x)	7
1977-78	3	4 (2x)	6	20	2 (3x)	4	5	11	1 (7x)	3	5	10
1976-77	4	4 (2x)	5	11	3	7	3	5	1 (7x)	2	5	12
1975-76	1 (11x)	2	12	*25	2	4	7	*14	1 (5x)	1 (7x)	16	16
1974-75	1 (8x)	2	#17	17 (2x)	3	3	#11	11	1	1	*37	*37

\* Franchise Record; # NHL Record

## BEST AND WORST MONTHS

Month	2010-11 Season	Club High	Club Low
October	.636 (7-4-0)	.750 (9-3-0, 1991-92)	.083 (1-11-0, 1981-82)
November	.786 (10-2-2)	<b>.786 (10-2-2, 2010-11)</b>	.136 (1-9-1, 1975-76)
December	.464 (5-6-3)	.813 (12-2-2, 1984-85)	.107 (1-12-1, 1974-75); (0-11-3, 1975-76)
January	.583 (5-3-4)	.867 (13-2-0, 2009-10)	.115 (1-11-1, 1974-75)
February	.542 (6-5-1)	.864 (9-1-1-0, 2000-01)	.143 (2-12-0, 1974-75)
March	.833 (12-2-1)	<b>.833 (12-2-1, 2010-11)</b>	.077 (1-12-0, 1974-75)
April	.750 (3-1-0)	1.000 (3-0-0, 2007-08)	.222 (2-7-0, 1998-99)
May	The Capitals played one regular-season game in May (5/2/95), a 7-2 win against Pittsburgh.		

<b>Most victories in one month</b>	13	January, 2010
<b>Most points in one month</b>	26	January, 2010 (13-2-0); December, 1984 (12-2-2)
<b>Most losses in one month</b>	13	January, 1976 (2-13-0)
<b>Fewest victories in one month</b>	0 (3x)	December, 1975; November, 1977; April, 2004
<b>Fewest points in one month</b>	2 (3x)	March, 1975 (1-12-0); October, 1981 (1-11-0); April, 2004 (0-1-1-1)
<b>Fewest losses in one month</b>	0	April, 2008 (3-0-0)
	1 (7x)	December, 1982; January, 2000; February, 2002; April, 2002, 2003, 2004, 2007, 2009, 2011





# Special Teams History

Year	POWER PLAY			PENALTY KILLING			PENALTY MINUTES		SHORTHANDED	
	PP-ATT	PCT	NHL Rank	PK-ATT	PCT	NHL Rank	PIM	Avg.	SHG	SHGA
2010-11	46-263	17.5	T-15th	43-299	85.6	T-2nd	926	11.3	7	5
2009-10	79-313	25.2	1st	67-316	78.8	25th	940	11.5	4	8
2008-09	85-337	25.2	2nd	75-387	80.6	17th	1,021	12.7	7	11
2007-08	65-346	18.8	10th	68-349	80.5	25th	975	11.9	5	8
2006-07	67-408	16.4	24th	82-414	80.2	T-23rd	1,233	15.0	12	14
2005-06	72-490	14.7	26th	116-550	78.9	28th	1,499	18.3	15	18
2003-04	64-334	19.2	6th	75-401	81.6	26th	1,282	15.6	4	5
2002-03	57-331	17.2	14th	72-384	81.3	T-27th	1,268	15.5	8	4
2001-02	58-299	19.4	3rd	58-325	82.2	24th	1,043	12.7	2	8
2000-01	75-353	21.2	4th	62-391	84.1	13th	1,141	13.9	6	7
1999-00	43-287	15.0	21st	47-341	86.2	7th	994	12.1	9	3
1998-99	52-301	17.3	9th	55-353	84.4	15th	1,281	15.6	8	7
1997-98	55-350	15.7	13th	39-361	89.2	1st	1,198	14.6	14	4
1996-97	51-322	15.8	12th	54-354	84.7	9th	1,652	20.1	8	10
1995-96	63-403	15.6	22nd	67-385	82.6	T-11th	1,553	18.9	12	7
1994-95	45-226	19.9	6th	34-220	84.5	7th	1,144	23.8	13	2
1993-94	70-386	18.1	18th	74-403	81.6	13th	2,007	23.9	8	12
1992-93	97-445	21.8	4th	74-433	82.9	7th	1,709	20.3	10	8
1991-92	92-412	22.3	2nd	60-368	83.7	4th	1,777	22.2	14	15
1990-91	64-340	18.8	12th	44-314	86.0	1st	1,839	23.0	13	15
1989-90	70-412	17.0	19th	71-370	80.8	8th	2,204	27.6	9	15
1988-89	96-443	21.7	7th	73-362	79.8	11th	1,836	23.0	7	13
1987-88	94-469	20.0	11th	75-394	81.0	6th	1,680	21.0	8	15
1986-87	65-355	18.3	18th	58-326	82.2	5th	1,722	21.5	9	15
1985-86	82-362	22.7	9th	67-350	80.9	5th	1,418	17.7	13	6
1984-85	79-331	23.9	4th	68-286	76.2	15th	1,161	14.5	6	7
1983-84	77-382	20.2	19th	39-293	86.7	1st	1,252	15.7	8	18
1982-83	75-358	20.9	18th	53-288	81.6	4th	1,329	16.6	3	11
1981-82	93-418	22.2	13th	67-309	78.3	9th	1,922	24.2	8	11
1980-81	74-394	18.8	19th	83-318	73.9	20th	1,872	23.4	8	14
1979-80	54-295	18.3	18th	65-248	73.8	19th	1,198	15.0	5	4
1978-79	57-302	18.9	15th	63-279	77.4	17th	1,312	16.4	5	12
1977-78	34-278	12.2	18th	73-260	71.9	17th	1,332	16.7	2	15
1976-77	39-293	13.3	17th	62-285	78.2	11th	1,231	15.4	10	14
1975-76	53-375	14.1	17th	64-252	74.6	15th	951	11.9	2	3
1974-75	48-372	12.9	18th	94-328	71.3	18th	1,085	13.6	8	18
<b>TOTALS</b>	<b>2,390-12,785</b>	<b>18.7%</b>		<b>2,341-12,296</b>	<b>81.0%</b>		<b>49,987</b>	<b>17.3</b>	<b>290</b>	<b>362</b>

# HOME ATTENDANCE HISTORY

Year	Games	Attendance	Average	Sellouts	Year	Games	Attendance	Average	Sellouts
2010-11	41	754,318	18,398	41	1990-91	40	664,330	16,608	9
2009-10	41	749,357	18,277	41	1989-90	40	690,023	17,251	18
2008-09	41	741,992	18,097	29	1988-89	40	680,506	17,013	23
2007-08	41	634,381	15,473	8	1987-88	40	638,212	15,955	13
2006-07	41	571,169	13,931	3	1986-87	40	611,561	15,289	12
2005-06	41	570,113	13,905	2	1985-86	40	599,894	14,997	12
2003-04	41	603,528	14,720	2	1984-85	40	560,309	14,008	9
2002-03	41	647,272	15,787	5	1983-84	40	473,479	11,837	4
2001-02	41	710,990	17,341	14	1982-83	40	495,050	12,376	2
2000-01	41	636,914	15,534	11	1981-82	40	455,086	11,377	2
1999-00	41	593,922	14,486	7	1980-81	40	472,013	11,800	4
1998-99	41	708,531	17,281	20	1979-80	40	442,491	11,062	3
1997-98 (MCI Center)	31	489,603	15,794	7	1978-79	40	397,007	9,925	0
(US Airways)	10	136,682	13,668	3	1977-78	40	434,864	10,872	2
1996-97	41	646,234	15,762	19	1976-77	40	437,252	10,931	3
1995-96	41	621,357	15,155	23	1975-76	40	393,412	9,835	3
1994-95	24	339,816	14,159	2	1974-75	40	400,171	10,004	2
1993-94	41	600,622	14,649	4	<b>TOTALS</b>	<b>1,441</b>	<b>20,916,119</b>	<b>14,515</b>	<b>379</b>
1992-93	41	650,067	15,855	5	<b>Verizon Center Totals</b>	<b>523</b>	<b>8,412,090</b>	<b>16,084</b>	<b>190</b>
1991-92	40	663,591	16,590	12					



# Opening Game Results

Year	Home Opener	Date
2010-11	Washington 7 - New Jersey 2	10/9
2009-10	Washington 6 - Toronto 4	10/3
2008-09	Washington 4 - Chicago 2	10/11
2007-08	Washington 2 - Carolina 0	10/6
2006-07	Washington 5 - Carolina 2	10/7
2005-06	*Washington 3 - Columbus 2	10/5
2003-04	*Washington 6 - NY Islanders 1	10/9
2002-03	*Washington 5 - Nashville 4	10/11
2001-02	*Washington 6 - New Jersey 1	10/6
2000-01	*Los Angeles 4 - Washington 1	10/6
1999-00	Washington 2 - Los Angeles 2	10/9
1998-99	*Washington 1 - Anaheim 0	10/10
1997-98	Washington 6 - Buffalo 2	10/3
1996-97	*Chicago 5 - Washington 2	10/5
1995-96	*Washington 4 - St. Louis 1	10/7
1994-95	Washington 5 - NY Islanders 2	1/27
1993-94	New Jersey 6 - Washington 3	10/8
1992-93	NY Rangers 4 - Washington 2	10/9
1991-92	*Washington 5 - Philadelphia 2	10/4
1990-91	*Pittsburgh 7 - Washington 4	10/5
1989-90	*Washington 5 - Philadelphia 3	10/6
1988-89	*Pittsburgh 6 - Washington 4	10/7
1987-88	Washington 6 - Chicago 4	10/10
1986-87	Philadelphia 6 - Washington 1	10/11
1985-86	Philadelphia 4 - Washington 2	10/13
1984-85	Philadelphia 4 - Washington 2	10/13
1983-84	NY Islanders 8 - Washington 7 OT	10/8
1982-83	Philadelphia 3 - Washington 2	10/9
1981-82	Washington 6 - Detroit 3	10/10
1980-81	*Washington 4 - Winnipeg 1	10/10
1979-80	Boston 5 - Washington 2	10/13
1978-79	Atlanta 6 - Washington 3	10/14
1977-78	*Washington 2 - Pittsburgh 1	10/14
1976-77	*Washington 6 - Atlanta 5	10/5
1975-76	*Pittsburgh 4 - Washington 2	10/7
1974-75	Washington 1 - Los Angeles 1	10/15

Road Opener	Date
*Atlanta 4 - Washington 2	10/8
*Washington 4 - Boston 1	10/1
*Atlanta 7 - Washington 4	10/10
*Washington 3 - Atlanta 1	10/5
*NY Rangers 5 - Washington 2	10/5
Atlanta 8 - Washington 1	10/8
Washington 2 - Toronto 2	10/13
Washington 2 - NY Islanders 1	10/12
Boston 4 - Washington 0	10/8
Washington 3 - Carolina 3 OT	10/7
*Florida 4 - Washington 3	10/2
Washington 4 - Tampa Bay 1	10/18
*Washington 4 - Toronto 1	10/1
Dallas 5 - Washington 3	10/8
Philadelphia 2 - Washington 1	10/11
*Washington 1 - Hartford 1 OT	1/21
*Winnipeg 6 - Washington 4	10/6
*Washington 6 - Toronto 5	10/6
Washington 5 - Toronto 4	10/9
NY Rangers 4 - Washington 2	10/10
Hartford 4 - Washington 1	10/11
Pittsburgh 8 - Washington 7	10/11
*Boston 4 - Washington 3	10/8
*Pittsburgh 5 - Washington 4	10/9
*NY Rangers 4 - Washington 2	10/10
*Philadelphia 4 - Washington 2	10/11
*Philadelphia 2 - Washington 1	10/6
*Washington 5 - NY Rangers 4	10/6
*Buffalo 5 - Washington 3	10/7
Chicago 8 - Washington 4	10/19
*Buffalo 8 - Washington 3	10/11
*Washington 4 - Los Angeles 2	10/11
Cleveland 4 - Washington 2	10/15
Washington 3 - Detroit 3	10/7
Philadelphia 5 - Washington 4	10/9
*NY Rangers 6 - Washington 3	10/9

\*Denotes first game of the season

First game of season	17-18-1-0
Home openers	20-14-2-0
Road openers	9-23-3-0

Season opener at US Airways	6-4-0
Season opener at Verizon Center	5-1-0-0
Season opener on road	6-11-1-0

Home opener at US Airways	10-13-1
Home opener at Verizon Center	10-1-1-0

## HOLIDAY RECORDS

Holiday	Home	Road	Overall
Halloween	2-1-2-0	0-3-1-0	2-4-3-0
Thanksgiving	0-0-0-0	0-2-0-0	0-2-0-0
New Year's Eve	1-0-0-0	2-3-0-0	3-3-0-0
New Year's Day	14-5-3-1	1-1-0-0	15-6-3-1
Super Bowl Sunday	14-4-1-0	0-1-1-0	14-5-2-0
Valentine's Day	2-1-0-0	5-4-0-0	7-5-0-0
St. Patrick's Day	5-4-1-0	4-0-0-0	9-4-1-0
Easter	3-4-0-0	0-2-1-0	3-6-1-0



# Capitals Hat Tricks

Player	Opp.	Date	Goaltender	Score
Semin	ANA	2/16/11	McElhinney	7-6
Ovechkin	TOR	1/22/11	Giguere	4-1
Semin	TB	11/26/10	Smith/Ellis	6-0
Semin	TB	11/11/10	Ellis	6-3
Semin	ATL	10/23/10	Mason	4-3

Semin	OTT	2/11/10	Elliott	5-6
Laich	MTL	2/10/10	Price	5-6
Ovechkin	PIT	2/7/10	Fleury	5-4

Ovechkin	FLA	2/15/09	Vokoun	4-2
Ovechkin	OTT	2/1/09	Elliott/Auld	7-4
Ovechkin	ATL	11/26/08	Pavelec	5-3

Ovechkin	BOS	3/3/08	Auld/Thomas	10-2
Ovechkin (4)	MTL	1/31/08	Huet	5-4
Ovechkin (4)	OTT	12/29/07	Gerber	8-6

Semin	TB	3/18/07	Denis	7-3
Clark	BOS	3/15/07	Thomas	3-4
Ovechkin	ATL	12/15/06	Lehtonen	3-2
Semin	CAR	10/7/06	Ward	5-2

Clark	FLA	3/18/06	Luongo	3-4
Ovechkin	ANA	1/13/06	Giguere	3-2

Bondra	CBJ	11/29/03	Brathwaite/Denis	5-3
Lang	CAR	11/12/03	Storri/Weekes	7-1

Jagr	TB	2/04/03	Grahame	5-1
Jagr	FLA	1/11/03	Hurme/Luongo	12-2

Bondra	EDM	3/10/02	Salo	4-2
--------	-----	---------	------	-----

Bondra	NYR	3/9/01	Hebert	5-3
Bondra	TOR	2/1/01	Joseph	5-4
Bondra (4)	OTT	12/27/00	Hurme/Lalime	5-1
Konowalchuk	PHI	11/18/00	Boucher	3-5

Zednik	DET	10/31/00	Osgood	6-2
--------	-----	----------	--------	-----

Gonchar	MTL	1/4/00	Hackett	6-1
Bondra	PHI	10/12/99	Vanbiesbrouck	5-4

Bondra	CAR	2/5/99	Kidd	4-1
Bondra (4)	TB	2/3/99	Schwab/Ranford	10-1

Bondra	OTT	11/7/98	Rhodes/Tugnutt	8-3
--------	-----	---------	----------------	-----

Bondra	NYR	1/8/98	Richter	5-3
Oates	NYI	10/8/97	Salo	6-3

Svejkovsky (4)	BUF	4/13/97	Shields	8-3
Bondra (4)	COL	3/6/97	Billington	6-3
Bondra	ANA	12/13/96	Shtalenkov	4-5
Juneau	PIT	11/1/96	Wreggett	4-2

Bondra (4)	BUF	4/3/96	Trefilov	5-1
Bondra	NYI	3/26/96	Soderstrom	7-1
Bondra (4)	NYI	2/3/96	Soderstrom	6-5
Bondra	OTT	1/11/96	Beaupre	6-1
Konowalchuk	NYR	1/5/96	Healy	4-4
Konowalchuk	WPG	12/10/95	Cheveldae	6-1

Bondra	HFD	4/21/95	Burke	6-3
--------	-----	---------	-------	-----

Krygier	OTT	4/9/94	Billington/Madeley	8-4
Burridge	PIT	3/15/94	Barrasso	5-4
Bondra (5)	TB	2/5/94	Puppa/Jablonski	6-3
Burridge	LA	10/22/93	Hrudey	6-3

Khristich	HFD	3/19/93	Gosselin	5-2
Khristich	STL	2/11/93	Joseph/Hebert	10-6
Hatcher	NYR	1/13/93	Vanbiesbrouck	4-5

Hunter	PHI	3/20/92	Hextall	6-7
Druce	SJ	2/9/92	Hackett	6-2
Pivonka	NYR	12/26/91	Richter	6-8

Ciccarelli	EDM	2/8/91	Takko	6-3
Ridley	NJ	12/7/90	Burke	5-2
Bondra	NYR	11/28/90	Richter	6-3

Courttnall	PHI	1/28/90	Wregget	7-2
Ciccarelli (4)	QUE	2/6/90	Gordon	12-2

Ciccarelli (4)	HFD	3/18/89	Liut	8-2
Courttnall	BOS	3/9/89	Moog	7-2
Ridley	PHI	12/6/88	LaForest	4-3
Christian	NJ	10/15/88	Suave	8-5
Ridley (4)	PIT	10/11/88	Young	7-8

Christian	CGY	12/8/87	Vernon	4-5
Gartner	CHI	10/10/87	Pang	6-4
Adams	LA	3/17/87	Melanson	4-5
Gartner (4)	VAN	2/20/87	Caprice	6-4

Gartner	STL	3/15/86	Millen	5-4
Gartner	NJ	1/4/86	Resch/St. Laurent	9-3
Gartner	STL	10/29/85	May	6-3

Gartner	VAN	2/21/85	R. Brodeur	6-2
Haworth	VAN	10/28/84	R. Brodeur	5-2

Gustafsson (5)	PHI	1/8/84	Lindbergh	7-1
Gustafsson	NYI	12/23/83	Melanson	7-3
Gartner	WPG	10/30/83	Hayward	7-3

Gartner	BOS	3/13/83	Peeters	6-4
Haworth	CGY	2/24/83	Edwards	4-2
Houston	NYI	10/21/82	Edwards	3-6

Maruk	CGY	3/5/82	Lemelin	8-6
Valentine (4)	HFD	2/27/82	Millen	7-1
Carpenter (4)	STL	2/25/82	Liut	9-1
Maruk	QUE	2/7/82	Bouchard	5-5
Maruk (4)	WPG	12/4/81	Stanowski	7-3
Gartner	CGY	12/2/81	Lemelin	9-3
Tookey	PHI	11/21/81	St. Croix	10-4
Maruk	PHI	11/21/81	St. Croix	10-4

Maruk	DET	4/5/81	Lozinski	7-2
Gartner	PHI	3/24/81	Peeters	5-2
Maruk	TOR	3/8/81	Rutherford	7-3
Kelly	LA	2/7/81	Lessard	4-4
Pronovost	COL	12/6/80	Smith	8-6
Maruk	HFD	11/15/80	Garrett	8-4
Maruk	PIT	11/12/80	Holland	3-1
Gartner (4)	NYR	10/18/80	Soetaert	8-2

Gartner	STL	3/5/80	Liut	6-3
Charron	TOR	12/26/79	Palmateer/Harrison	8-2
Gartner	QUE	12/1/79	Hogosta	7-2
Maruk (4)	NYR	10/14/79	Thomas	5-3

Rowe (4)	STL	3/10/79	Stanowski	7-5
Maruk	COL	1/12/79	Plasse/Oleschuk	8-1
Lofthouse	VAN	12/9/78	Hanlon	7-5

Charron	BOS	3/28/78	Grahame	4-4
Charron	CLV	3/18/78	Edwards	8-3
Bailey	COL	2/28/78	Favell	7-4

White	DET	2/21/76	Rutherford	5-1
Monahan	PIT	11/12/75	Inness	6-6
White	CHI	10/26/75	Esposito	7-5

Gilbertson (4)	PIT	4/6/75	Johnson	8-4
Londe	DET	3/30/75	Richardson	5-8



# Hat Tricks Against the Capitals

Player	Team	Date	Goaltender	Score	Player	Team	Date	Goaltender	Score
Richards	PHI	10/6/09	Varlamov	5-6	Kurri	EDM	11/9/84	Riggin	5-8
Cole	EDM	1/13/09	Theodore	2-5	Bossy	NYI	2/10/83	Jensen	3-8
Hartnell	PHI	12/20/08	Theodore	1-7	Dionne	LA	1/11/83	Riggin	7-9
Fisher	OTT	12/29/07	Kolzig	8-6	Sutter	STL	10/30/82	Riggin	6-5
Stillman	CAR	11/5/07	Kolzig	0-5	Boutette	PIT	10/27/82	Parro	5-7
Guerin	NYI	10/18/07	Kolzig	2-5	Trottier	NYI	10/21/82	Riggin	3-6
Jokinen	FLA	2/27/07	Johnson/Cassivi	5-6	Perreault	BUF	10/16/82	Parro/Riggin	2-9
Weiss	FLA	1/13/07	Kolzig/Johnson	3-7	Bossy (4)	NYI	3/23/82	Jensen/Parro	1-8
Cole	CAR	11/9/06	Johnson	0-5	Sutter	NYI	2/2/82	Parro	6-7
Sim	FLA	2/7/06	Kolzig	0-5	Sutter	STL	1/9/82	Parro	4-7
Pyatt	BUF	11/17/05	Johnson	5-8	Middleton	BOS	12/23/8	Parro	4-7
Afinogenov	BUF	12/31/03	Ouellet	1-7	Derlago	TOR	2/5/81	Jensen	4-9
Satan	BUF	12/31/03	Ouellet	1-7	Hunter	QUE	10/21/81	Palmatee	3-6
Pisani	EDM	3/22/03	Kolzig	3-5	Florek	QUE	3/18/81	Parro/Palmateer	4-6
Madden	NJ	2/05/03	Kolzig (1 EN)	1-4	Sittler	TOR	3/14/81	Palmateer	3-5
Kovalchuk	ATL	12/06/02	Billington	7-6	Pettersson	STL	2/28/81	Palmateer	5-7
Czerkawski	NYI	11/27/01	Billington	5-5	P. Stastny (4)	QUE	2/22/81	Stephenson/Palmateer	7-11
Alfredsson	OTT	11/13/01	Billington/Kolzig	5-11	A. Stastny	QUE	2/22/81	Stephenson/Palmateer	7-11
Recchi	PHI	10/20/01	Billington/Kolzig	3-6	Richard	QUE	2/22/81	Stephenson/Palmateer	7-11
Langkow	PHX	10/13/01	Billington	2-5	Maloney	NYR	2/21/81	Palmateer	4-6
Elias	NJ	4/3/01	Kolzig	4-6	Seiling	BUF	2/12/81	Parro	3-6
Straka	PIT	1/8/01	Kolzig	3-5	Bossy	NYI	1/17/81	Boutin	4-6
Harvey	SJ	12/18/00	Kolzig	3-5	Dionne	LA	11/5/80	Palmateer	3-5
Barnes	PIT	11/25/98	Kolzig	5-4	Dupont	WPG	11/2/80	Stephenson	4-4
Satan	BUF	3/1/98	Kolzig	0-3	Lysiak	CHI	10/19/80	Palmateer	4-8
Lemieux	COL	11/18/97	Ranford	6-6	MacDonald	EDM	2/15/80	Stephenson	2-8
Fedorov (5)	DET	12/26/96	Carey	4-5	Mondou	MTL	4/7/79	Bedard	3-10
Garpenlov	FLA	1/23/96	Carey	4-5	Esposito	NYR	2/18/79	Inness	6-6
Kurri	LA	10/12/96	Kolzig	4-7	Mondou	MON	2/4/79	Inness	4-8
Turgeon	MTL	4/17/95	Carey	2-5	Potvin	NYI	1/16/79	Inness	2-6
Yashin	OTT	2/23/95	Dafoe	5-5	Lysiak	ATL	10/14/78	Bedard	3-6
Damphousse	MTL	2/4/94	Tabaracci	0-4	Esposito	NYR	3/24/78	Wolfe/Bedard	4-11
Neely	BOS	1/2/94	Tabaracci	2-8	Duguay	NYR	3/24/78	Wolfe/Bedard	4-11
Verbeek	HFD	12/7/93	Tabaracci/Beaupre	1-6	Mulvey	CHI	3/22/78	Bedard	2-6
Green	NYI	11/30/93	Tabaracci	4-6	Houle	MON	2/17/78	Wolfe	2-8
Selanne	WPG	10/6/93	Beaupre	4-6	Bossy	NYI	2/4/78	Wolfe	1-6
Lemieux	PIT	3/18/93	Beaupre/Hrivnak	5-7	Goring	LA	2/1/78	Bedard/Wolfe	3-8
Stevens	PIT	1/26/93	Beaupre	3-6	McCourt	DET	1/22/78	Bedard	3-6
Dineen	PHI	1/7/93	Hrivnak/Kolzig	2-8	Koroll	CHI	1/18/78	Wolfe	2-5
Lindros	PHI	12/26/92	Hrivnak/Beaupre	5-5	Perreault	BUF	11/19/77	Wolfe	6-7
Mogilny	BUF	12/23/92	Beaupre	1-4	Dionne	LA	11/8/77	Smith	1-5
Selanne	WPG	12/11/92	Hrivnak	8-6	Federko	STL	2/19/77	Low	1-4
Hull	STL	2/27/92	Hrivnak	3-7	Goring	LA	2/2/77	Low	2-7
King	NYI	1/1/92	Beaupre	8-5	Eriksson	MIN	11/27/76	Low	1-6
Stastny	NJ	12/29/91	Beaupre	4-3	Murphy	LA	10/16/76	Low	1-7
Messier	NYR	12/13/91	Beaupre	3-5	Barber	PHI	4/1/76	Low	2-11
Turgeon	NYI	11/30/91	Liut	1-8	Sittler	TOR	3/20/76	Low	3-7
Richer	NJ	11/20/91	Hrivnak	5-6	Vickers	NYR	2/18/76	Low	4-11
Maley	NJ	10/18/91	Hrvnak	6-5	Bucyk	BOS	1/11/76	Low	4-7
Mogilny	BUF	3/31/91	Beaupre	2-5	Merrick	CAL	1/2/76	Wolfe/Low	5-8
MacLean	NJ	2/25/91	Hrvnak/Liut	1-5	Stanfield	BUF	12/21/75	Low/Wolfe	2-14
Tocchet	PHI	1/24/91	Liut	1-6	Martin (4)	BUF	12/21/75	Low/Wolfe	2-14
Leeman	TOR	1/8/90	Beaupre/Mason	6-8	MacLeish	PHI	12/19/75	Wolfe	5-7
Vukota	NYI	10/20/89	Beaupre	3-5	Bergeron	DET	12/12/75	Low	3-5
MacLean	NJ	12/7/88	Malarchuk	1-5	Shutt	MTL	12/6/75	Wolfe	3-9
Brown	PIT	11/25/88	Malarchuk	3-5	Pronovost	PIT	11/12/75	Wolfe	6-6
Mullen	NYR	10/19/88	Malarchuk	1-5	Dionne	LA	10/28/75	Belhumeur	0-6
Lemieux	PIT	10/11/88	Malarchuk/Peters	7-8	Martin	BUF	10/19/75	Low	4-5
Lemieux (4)	PIT	4/2/88	Malarchuk	6-7	Orr	BOS	3/22/75	Low	2-8
Savard	CHI	1/17/88	Malarchuk	4-5	MacLeish	PHI	3/18/75	Low	2-7
Makela	NYI	12/4/87	Malarchuk	4-6	Pronovost	PIT	2/26/75	Belhumeur	1-3
LaFontaine	NYI	11/10/87	Malarchuk	3-4	Pappin	CHI	2/22/75	Belhumeur	3-10
Nicholls	LA	3/17/87	Mason/Peters	4-5	Ramsay	BUF	2/21/75	Low	4-9
Ridley	NYR	12/17/86	Mason	1-6	Lever	VAN	2/1/75	Low	2-5
Bourne	LA	11/18/86	Peeters	5-6	Lafleur	MTL	1/4/75	Low	0-10
Cunneynworth	PIT	10/9/86	Jensen	4-5	Luce	BUF	12/22/74	Low	0-4
Propp	PHI	4/6/86	Peeters	3-5	Perreault	BUF	12/5/74	Adams	2-9
Trottier	NYI	1/24/86	Peeters	5-7	Martin (4)	BUF	12/3/74	Adams	3-5
Ludzik	CHI	12/28/85	Jensen	5-7	Orr	BOS	11/7/74	Adams	4-10
Vaive	TOR	10/16/85	Jensen	6-5	Redmond	DET	10/19/74	Belhumeur	4-6
Poulin	PHI	3/7/85	Riggin/Jensen	6-9					
Kerr	PHI	3/7/85	Riggin/Jensen	6-9					
Kerr (4)	PHI	2/9/85	Riggin	4-5					
Kerr	PHI	12/23/84	Riggin	4-7					





# Hat Trick History

## HAT TRICKS FOR AND AGAINST BY TEAM

Franchise	Capitals	Opp.	Franchise	Capitals	Opp.
Anaheim	3	0	Minnesota	0	0
Atlanta	3	1	Montreal	3	7
Boston	4	5	Nashville	0	0
Buffalo	2	16	New Jersey	6	7
Calgary	4	1	NY Islanders	5	15
California	0	1	NY Rangers	7	8
Carolina	8	3	Ottawa	7	3
Chicago	2	6	Philadelphia	9	14
Cleveland	1	0	Phoenix	2	4
Colorado	4	6	Pittsburgh	6	6
Columbus	1	0	St. Louis	6	5
Dallas	0	1	San Jose	1	1
Detroit	4	4	Tampa Bay	6	0
Edmonton	2	4	Toronto	4	5
Florida	3	4	Vancouver	4	1
Los Angeles	3	10	<b>TOTAL</b>	<b>107</b>	<b>134</b>

## CAPITALS CAREER HAT TRICK LEADERS

Player	Hat Tricks
Peter Bondra	19
Mike Gartner	13
<b>Alex Ovechkin</b>	<b>10</b>
Dennis Maruk	10
<b>Alexander Semin</b>	<b>7</b>
Steve Konowalchuk	3
Guy Charron	3
Dino Ciccarelli	3
Mike Ridley	3
Randy Burridge	2
Dave Christian	2
Chris Clark	2
Geoff Courtnall	2
Bengt Gustafsson	2
Alan Haworth	2
Jaromir Jagr	2
Dmitri Khristich	2
Tony White	2



Peter Bondra holds Washington's career hat tricks mark with 19.



Alex Ovechkin recorded his 10th career hat trick on Jan. 22, 2011.



# Capitals Shutouts

Year	(No.)	Date	Opponent	Goaltender	Score
2010-11	(8)	3/26/11	@ MTL	Holtby	2-0
		3/18/11	@ NJ	Neuvirth	3-0
		3/9/11	vs. EDM	Holtby	5-0
		2/21/11	@ PIT	Neuvirth	1-0
		2/6/11	vs. PIT	Neuvirth	3-0
		12/28/10	vs. MTL	Varlamov	3-0
		11/26/10	vs. TB	Varlamov	6-0
		10/27/10	@ CAR	Neuvirth	3-0
2009-10	(3)	3/6/10	vs. NYR	Theodore	2-0
		12/7/09	@ TB	Varlamov	3-0
		11/25/09	vs. BUF	Varlamov	2-0
2008-09	(2)	3/17/09	@ FLA	Theodore	3-0
		11/28/08	vs. MTL	Theodore	3-0
2007-08	(3)	3/29/08	@ FLA	Huet	3-0
		2/29/08	@ NJ	Huet	4-0
		10/6/07	vs. CAR	Kolzig	2-0
2006-07	(1)	4/3/07	vs. FLA	Kolzig	1-0
2005-06	(1)	4/1/06	@ OTT	Johnson	1-0
2003-04	(3)	2/15/04	@ CHI	Kolzig	4-0
		1/11/04	vs. EDM	Kolzig	1-0
		12/16/03	@ ATL	Ouellet	5-0
2002-03	(4)	4/1/03	vs. FLA	Kolzig	3-0
		3/2/03	vs. CAR	Kolzig	2-0
		2/7/03	vs. NYI	Kolzig	3-0
		12/23/02	vs. TB	Kolzig	3-0
2001-02	(6)	4/5/02	vs. OTT	Kolzig	0-0
		3/19/02	@ COL	Kolzig	3-0
		1/22/02	@ ATL	Kolzig	3-0
		1/14/02	vs. BOS	Kolzig	1-0
		1/12/02	at FLA	Kolzig	1-0
		11/10/01	vs. ATL	Kolzig	3-0
2000-01	(5)	4/5/01	vs. FLA	Kolzig	3-0
		3/28/01	vs. CAR	Kolzig	7-0
		12/16/00	vs. EDM	Kolzig	4-0
		12/2/00	@ BOS	Kolzig	2-0
		11/24/00	vs. NYI	Kolzig	1-0
1999-00	(7)	11/20/99	@BOS	Billington	3-0
		11/26/99	vs. NSH	Billington	1-0
		12/15/99	@ ATL	Kolzig	4-0
		1/8/00	vs. ATL	Kolzig	3-0
		1/30/00	vs. PHI	Kolzig	2-0
		2/10/00	@ MTL	Kolzig	1-0
		2/26/00	@ MTL	Kolzig	3-0
1998-99	(6)	4/5/99	@ FLA	Kolzig	3-0
		3/20/99	@ MTL	Tabaracci	1-0
		12/23/98	@ FLA	Kolzig	4-0
		10/30/98	@ CGY	Tabaracci	0-0
		10/23/98	@ BUF	Kolzig	1-0
		10/10/98	vs. ANA	Kolzig	1-0
1997-98	(5)	4/13/98	@ NYI	Kolzig	2-0
		3/20/98	vs. NJ	Kolzig	2-0
		3/18/98	@ CAR	Kolzig	1-0
		1/13/98	vs. OTW	Kolzig	4-0
		10/15/97	@ CHI	Kolzig	2-0
1996-97	(3)	1/9/97	vs. NYR	Kolzig	2-0
		1/3/97	vs. PHX	Kolzig	3-0
		11/30/96	@ MTL	Carey	2-0
1995-96	(9)	3/29/96	vs. OTW	Carey	5-0
		3/27/96	@ MTL	Carey	1-0
		3/12/96	vs. VAN	Carey	9-0
		3/3/96	vs. PHI	Carey	3-0
		3/2/96	@ BOS	Carey	2-0
		1/26/96	vs. BUF	Carey	1-0
		12/30/95	vs. HFD	Carey	3-0
		12/26/95	vs. MTL	Carey	4-0
		10/14/95	vs. TB	Carey	2-0

Year	(No.)	Date	Opponent	Goaltender	Score
1994-95	(4)	4/14/95	vs. FLA	Carey	3-0
		3/21/95	vs. OTW	Carey	1-0
		3/20/95	@ HFD	Carey	5-0
		3/13/95	@ TB	Carey	3-0
1993-94	(4)	3/20/94	@TB	Beaupre	3-0
		1/15/94	@ QUE	Beaupre	4-0
		1/9/94	@ NJ	Tabaracci	4-0
		12/30/93	vs. ANA	Tabaracci	3-0
1992-93	(3)	4/14/93	@ NYR	Tabaracci	2-0
		4/2/93	vs. MTL	Tabaracci	4-0
		1/14/93	@ NYI	Beaupre	3-0
1991-92	(2)	11/1/91	vs. TOR	Liut	4-0
		10/29/91	@ PIT	Beaupre	8-0
1990-91	(5)	3/30/91	vs. NJ	Beaupre	4-0
		3/28/91	@ PHI	Beaupre	3-0
		3/16/91	vs. PHI	Beaupre	6-0
		10/28/90	@ EDM	Beaupre	1-0
		10/20/90	vs. NJ	Beaupre	4-0
1989-90	(3)	3/20/90	vs. NYI	Liut	3-0
		2/27/90	vs. CHI	Beaupre	4-0
		11/5/89	@ QUE	Beaupre	3-0
1988-89	(6)	3/5/89	vs. VAN	Beaupre	3-0
		2/3/89	vs. HFD	Peeters	1-0
		1/26/89	@ PHI	Malarchuk	1-0
		1/6/89	vs. TOR	Peeters	3-0
		1/2/89	vs. PIT	Peeters	8-0
		12/10/88	@ MTL	Peeters	0-0
1987-88	(6)	3/13/88	@ BOS	Peeters	3-0
		2/27/88	@ NYI	Malarchuk	3-0
		2/20/88	@ MIN	Malarchuk	3-0
		2/19/88	@ WPG	Malarchuk	6-0
		1/31/88	vs. PHI	Peeters	1-0
		1/2/88	vs. EDM	Malarchuk	2-0
1986-87	No Shutouts for Washington				
1985-86	(3)	3/1/86	vs. NYR	Jensen	4-0
		1/1/86	vs. NYR	Jensen	3-0
		11/23/85	vs. QUE	Peeters	3-0
1984-85	(4)	3/14/85	vs. TOR	Jensen	4-0
		12/26/84	vs. PHI	Riggin	6-0
		12/9/84	vs. DET	Mason	5-0
		11/25/84	vs. CHI	Riggin	5-0
1983-84	(8)	3/24/84	@ PIT	Riggin	6-0
		2/13/84	@ MIN	Riggin	4-0
		2/2/84	@ NJ	Riggin	2-0
		1/28/84	@ TOR	Riggin	8-0
		12/18/83	vs. LA	Jensen	5-0
		12/10/83	vs. MTL	Jensen	2-0
		10/26/83	vs. NJ	Jensen	2-0
		10/25/83	@ PIT	Jensen	1-0
1982-83	(2)	4/3/83	vs. NYR	Jensen/Riggin	3-0
		11/10/82	vs. NJ	Jensen	2-0
1981-82	(1)	11/4/81	@ HFD	Parro	4-0
1980-81	(4)	3/26/81	@ DET	Palmateer	2-0
		1/15/81	vs. LA	Parro	3-0
		12/21/80	@ PHI	Palmateer	6-0
		10/21/80	vs. CHI	Stephenson	2-0
1979-80	No Shutouts for Washington				
1978-79	No Shutouts for Washington				
1977-78	(1)	1/4/78	vs. LA	Bedard	4-0
1976-77	(2)	3/18/77	vs. COL	Crozier/Low	5-0
		1/10/77	@ DET	Wolfe	2-0
1975-76	No Shutouts for Washington				
1974-75	(1)	2/16/75	vs. KC	Low	3-0



# Shutouts Against the Capitals

Year	(No.)	Date	Opponent	Goaltender	Score
2010-11	(11)	4/9/11	@ FLA	Vokoun	1-0
		3/25/11	@ OTT	Anderson	2-0
		2/25/11	vs. NYR	Lundqvist	6-0
		2/8/11	vs. SJ	Niemi	2-0
		1/26/11	@ ATL	Pavelec	1-0
		1/12/11	@ TB	Roloson	3-0
		1/4/11	vs. TB	Roloson	1-0
		12/12/10	@ NYR	Lundqvist	7-0
		12/9/10	vs. FLA	Vokoun	3-0
		11/22/10	@ NJ	Hedberg	5-0
		11/19/10	@ ATL	Pavelec	5-0
2009-10	(1)	12/9/09	@ BUF	Miller	2-0
2008-09	(3)	1/9/09	vs. CBJ	Mason	3-0
		11/29/08	@ CBJ	Mason	3-0
		11/1/08	@ BUF	Miller	5-0
2007-08	(6)	3/19/08	@ CHI	Khabibulin	5-0
		2/2/08	vs. ATL	Lehtonen	2-0
		1/29/08	@ MTL	Huet	4-0
		1/3/08	@ BOS	Thomas	2-0
		11/5/07	@ CAR	Ward	5-0
		11/1/07	@ NYR	Lundqvist	2-0
		4/7/07	vs. BUF	Miller	2-0
2006-07	(6)	3/9/07	vs. CAR	Ward	3-0
		3/6/07	@ TOR	Raycroft	3-0
		2/3/07	@ PIT	Fleury	2-0
		11/9/06	@ CAR	Ward	5-0
		10/28/06	@ EDM	Roloson	4-0
2005-06	(4)	4/8/06	@ NYI	DiPietro	5-0
		2/7/06	vs. FLA	Luongo	5-0
		2/4/06	@ TB	Grahame	5-0
		10/22/05	vs. CAR	Gerber/Ward	4-0
		3/23/04	@ NYI	DiPietro	3-0
2003-04	(5)	3/10/04	vs. BUF	Biron	6-0
		3/2/04	vs. FLA	Luongo	1-0
		1/7/04	vs. PHX	Boucher	3-0
		12/4/03	@ NJ	Brodeur	3-0
		3/23/03	@ VAN	Auld	6-0
2002-03	(5)	2/9/03	vs. MTL	Garon	2-0
		12/14/02	@ SJ	Nabokov	2-0
		12/11/02	@ ANA	Giguere	3-0
		11/16/02	@ MIN	Roloson	1-0
		4/5/02	vs. OTT	Lalime	0-0
2001-02	(6)	1/16/02	@ MTL	Theodore	2-0
		11/15/01	@ PHI	Boucher/Cechmanek	5-0
		10/30/01	vs. PHI	Boucher	3-0
		10/26/01	@ ATL	Hnilicka	1-0
		10/8/01	@ BOS	Dafoe	4-0
2000-01	(5)	3/15/01	vs. CAR	Irbe	3-0
		3/13/01	vs. ANA	Giguere	2-0
		1/10/01	@ MIN	Fernandez	3-0
		11/2/00	@ STL	Johnson	2-0
		10/14/00	@ DAL	Belfour	3-0
1999-00	(4)	4/4/00	@ OTT	Lalime	4-0
		2/25/00	vs. BOS	Grahame	3-0
		12/13/99	vs. MTL	Theodore	1-0
		12/9/99	@ PIT	Aubin	3-0
		4/18/99	@ BUF	Hasek	3-0
1998-99	(11)	4/14/99	@ CAR	Irbe	3-0
		4/8/99	@ NJ	Brodeur	1-0
		1/15/99	vs. MTL	Hackett	3-0
		1/13/99	vs. PHI	Vanbiesbrouk	3-0
		12/19/98	@ PIT	Barrasso	3-0
		12/11/98	@ ANA	Hebert	1-0
		12/1/98	vs. NJ	Brodeur	4-0
		11/27/98	@ DAL	Belfour	4-0
		11/12/98	vs. BUF	Hasek	2-0
		10/30/98	@ CGY	Wregget	0-0

Year	(No.)	Date	Opponent	Goaltender	Score
1997-98	(7)	3/14/98	@ OTT	Tugnutt	4-0
		3/3/98	vs. BOS	Tallas	3-0
		3/1/98	vs. BUF	Hasek	3-0
		1/11/98	@ DET	Osgood	2-0
		12/27/97	vs. OTT	Tugnutt	3-0
		12/18/97	vs. FLA	Vanbiesbrouck	4-0
		11/6/97	@ BOS	Dafoe	2-0
		4/3/97	@ OTT	Tugnutt	4-0
		4/1/97	vs. NJ	Brodeur	1-0
		3/9/97	@ PHI	Hexall	5-0
		3/2/97	vs. NYI	Salo	2-0
		2/22/97	@ HFD	Burke	2-0
		12/7/96	@ NYI	Salo	2-0
		12/4/96	vs. DET	Hodson	2-0
1996-97	(9)	11/29/96	vs. NYI	Salo	2-0
		10/28/96	@ COL	Billington	1-0
		3/10/96	@ TB	Puppa	1-0
		2/18/96	@ NJ	Brodeur	3-0
		1/3/96	@ HFD	Burke	2-0
1995-96	(5)	12/18/95	@ NYR	Richter	3-0
		11/18/95	@ PIT	Wregget	3-0
		2/20/95	vs. NJ	Brodeur	2-0
		2/2/95	vs. BUF	Hasek	1-0
		1/25/95	@ MTL	Roy	2-0
1994-95	(3)	2/21/94	@ NYI	Hexall	4-0
		2/4/94	vs. MTL	Roy	4-0
		12/23/93	vs. NYR	Healy	1-0
		11/13/93	vs. NYR	Richter	2-0
		10/15/93	vs. PHI	Roussel	3-0
1993-94	(5)	4/4/93	vs. NYR	Vanbiesbrouck	4-0
		3/5/93	vs. PHI	Soderstrom	3-0
		11/13/92	@ NJ	Billington	3-0
		10/29/89	@ CHI	Cloutier	1-0
		10/28/89	@ STL	Millen	1-0
1992-93	(3)	12/10/88	@ MTL	Roy	0-0
		2/6/88	vs. NYR	Vanbiesbrouck	3-0
		11/17/87	vs. DET	Hanlon	1-0
		3/13/86	@ PHI	Froese	2-0
		1/28/86	@ DET	Laforest	7-0
1991-92	(2)	1/9/86	@ PHI	Jensen	4-0
		4/4/85	@ HFD	Liut	2-0
		3/2/85	vs. BUF	Barasso	4-0
		10/19/83	@ HFD	Millen	3-0
		10/14/83	vs. PIT	Herron	4-0
1990-91	(3)	1/20/82	@ WPG	Soetaert	3-0
		1/5/82	@ QUE	Bouchard	3-0
		10/28/81	@ VAN	R. Brodeur	3-0
		1/8/81	@ CGY	Lemelin	6-0
		1/3/81	@ MIN	Meloche	3-0
1989-90	(2)	3/30/80	@ PIT	Millen	4-0
		2/21/80	@ ATL	Riggin	3-0
		12/2/79	@ BUF	Sauve	2-0
		11/21/79	@ CHI	Esposito	4-0
		11/5/79	@ MTL	Larocque	2-0
1988-89	(3)	2/17/79	@ MTL	Dryden	2-0
		11/11/78	vs. BUF	Edwards	2-0
		11/8/78	vs. MTL	Dryden	2-0
		3/25/78	@ MTL	Dryden	5-0
		2/25/78	@ TOR	McRae	4-0
1987-88	(6)	1/29/78	vs. MIN	Harrison	4-0
		1/14/78	vs. NYI	Resch	4-0
		11/24/77	@ BOS	Gilbert	6-0
		11/13/77	vs. NYI	Resch	6-0
		10/29/89	@ CHI	Cloutier	1-0



# Shutouts Against the Capitals

Year	(No.)	Date	Opponent	Goaltender	Score
1976-77	(6)	4/2/77	@ MTL	Dryden	11-0
		3/10/77	@ LA	Vachon	6-0
		2/12/77	@ TOR	Palmateer	10-0
		1/18/77	vs. MTL	Dryden	3-0
		11/3/76	@ ATL	Myre	7-0
		10/19/76	vs. MTL	Dryden	6-0
1975-76	(9)	2/22/76	vs. NYI	Resch	4-0
		2/13/76	vs. STL	Johnston	2-0
		1/27/76	@ LA	Vachon	2-0
		1/9/76	vs. CAL	Simmons	5-0
		1/3/76	@ MTL	Dryden	7-0
		12/31/75	@ DET	Rutherford	4-0
		12/29/75	vs. MTL	Dryden	6-0
		11/21/75	vs. CAL	Meloche	2-0
		10/28/75	@ LA	Vachon	6-0
		3/23/75	vs. ATL	Myre	5-0
		3/4/75	vs. BOS	Gilbert	8-0
		1/16/75	vs. PHI	Parent	4-0
1974-75	(12)	1/5/75	@ ATL	Myre	3-0
		1/4/75	@ MTL	Larocque	10-0
		12/29/74	vs. NYI	Resch	7-0
		12/22/74	vs. BUF	Bromley	4-0
		11/17/74	vs. PIT	Inness	6-0
		10/31/74	vs. MTL	Dryden	3-0
		10/22/74	vs. DET	Rutherford	3-0
		10/20/74	vs. NYI	Smith	5-0
		10/12/74	@ MIN	Maniago	6-0



Olie Kolzig had 35 career shutouts for the Capitals, more than twice as many as any other goaltender in team history.

## Shutout History

### SHUTOUTS FOR AND AGAINST BY TEAM

Franchise	Caps	Opp.
Anaheim	2	3
Atlanta	5	4
Boston	5	7
Buffalo	3	12
Calgary	1	6
California	0	2
Carolina	9	10
Chicago	5	3
Colorado	4	2
Columbus	0	2
Dallas	2	5
Detroit	3	6
Edmonton	5	1
Florida	9	5
Los Angeles	3	3
Minnesota	0	2
Montreal	12	19
Nashville	1	0
New Jersey	11	8
NY Islanders	6	11
NY Rangers	6	8
Ottawa	5	7
Philadelphia	8	9
Phoenix	2	2
Pittsburgh	6	7
St. Louis	0	3
San Jose	0	2
Tampa Bay	6	4
Toronto	4	3
Vancouver	2	2
<b>TOTAL</b>	<b>124</b>	<b>148</b>

### CAPITALS CAREER SHUTOUT LEADERS

Player	Shutouts
Olie Kolzig	35
Jim Carey	14
Don Beaupre	12
Al Jensen	8
Pete Peeters	7
Pat Riggin	6
Rick Tabarracci	6
Clint Malarchuk	5
<b>Michal Neuvirth</b>	<b>4</b>
Semyon Varlamov	4
Jose Theodore	3
Craig Billington	2
<b>Braden Holtby</b>	<b>2</b>
Cristobal Huet	2
Mike Liut	2
Mike Palmateer	2
Dave Parro	2

### OPPONENTS CAREER SHUTOUT LEADERS

Player	Shutouts
Ken Dryden	9
Martin Brodeur	6
Dominik Hasek	4
Glenn Resch	4
Dwayne Roloson	4
John Vanbiesbrouck	4
Henrik Lundqvist	3
Greg Millen	3
Ryan Miller	3
Phil Myre	3
Patrick Roy	3
Tommy Salo	3
Ron Tugnutt	3
Rogie Vachon	3
Cam Ward	3





# Overtime History

DATE	RESULT	SCORER	TIME	SITE	DATE	RESULT	SCORER	TIME	SITE
4/2/11	Washington 5 - Buffalo 4	Alex Ovechkin	3:19	Washington	12/28/02	New Jersey 2 - Capitals 1	Scott Niedermayer	4:10	New Jersey
3/31/11	Washington 4 - Columbus 3	Jason Chimera	2:30	Washington	12/6/02	Capitals 7 - Atlanta 6	Michael Nylander	2:24	Washington
3/13/11	Washington 4 - Chicago 3	Mike Knuble	3:51	Washington	11/7/02	Capitals 2 - Florida 1	Jaromir Jagr	3:56	Washington
3/6/11	Washington 3 - Florida 2	Alexander Semin	0:48	Florida	11/5/02	Capitals 4 - Columbus 3	Peter Bondra	4:56	Columbus
3/1/11	Washington 2 - NY Islanders	Alex Ovechkin	1:55	Washington	4/13/02	New Jersey 4 - Capitals 3	Scott Niedermayer	1:53	Washington
1/18/11	Philadelphia 3 - Washington 2	Andrej Meszaros	1:07	Philadelphia	3/2/02	Capitals 3 - Ottawa 2	Jaromir Jagr	1:53	Ottawa
1/11/11	Florida 4 - Washington 3	Dennis Wideman	2:51	Florida	1/27/02	Buffalo 3 - Capitals 2	Stu Barnes	1:30	Washington
1/4/11	Tampa Bay 1 - Washington 0	Martin St. Louis	2:54	Washington	1/14/02	Capitals 1 - Boston 0	Dainius Zubrus	0:13	Washington
12/15/10	Anaheim 2 - Washington 1	Ryan Getzlaf	4:03	Washington	12/28/01	Capitals 3 - Dallas 2	Ken Klee	2:03	Dallas
11/13/10	Buffalo 3 - Washington 2	Tomas Vanek	4:00	Buffalo	12/2/01	Capitals 4 - Carolina 3	Jeff Halpern	3:24	Carolina
11/7/10	Washington 3 - Philadelphia 2	Mike Green	0:29	Washington	10/24/01	Capitals 4 - Florida 3	Peter Bondra	0:45	Florida
10/23/10	Washington 4 - Atlanta 3	Tomas Fleischmann	1:37	Washington	10/16/01	Capitals 3 - Los Angeles 2	Peter Bondra	0:21	Los Angeles
10/16/10	Washington 3 - Nashville 2	Brooks Laich	1:44	Nashville	4/1/01	Red Wings 2 - Capitals 1	Steve Yzerman	0:11	Detroit
10/11/10	Washington 3 - Ottawa 2	Alex Ovechkin	4:28	Washington	3/30/01	Hurricanes 4 - Capitals 3	Rod Brind'Amour	3:07	Carolina
4/5/10	Washington 3 - Boston 2	Brooks Laich	0:44	Washington	3/1/01	Maple Leafs 3 - Capitals 2	Gary Roberts	1:21	Washington
3/30/10	Ottawa 5 - Washington 4	Alexei Kovalev	4:41	Washington	2/14/01	Capitals 4 - Canucks 3	Adam Oates	4:19	Vancouver
3/18/10	Carolina 4 - Washington 3	Ray Whitney	4:02	Carolina	11/22/00	Capitals 3 - Canucks 2	Andrei Nikolishin	4:17	Washington
3/14/10	Washington 4 - Chicago 3	Nicklas Backstrom	3:10	Chicago	10/17/00	Avalanche 4 - Capitals 3	Peter Forsberg	2:37	Washington
3/10/10	Washington 4 - Carolina 3	Tomas Fleischmann	3:20	Washington	3/30/00	Penguins 4 - Capitals 3	Hans Jonsson	2:25	Washington
2/10/10	Montreal 6 - Washington 5	Tomas Plekanec	4:52	Montreal	2/23/00	Capitals 3 - Panthers 2	Chris Simon	0:55	Washington
2/7/10	Washington 5 - Pittsburgh 4	Mike Knuble	2:49	Washington	1/28/00	Capitals 3 - Coyotes 2	Calle Johansson	4:59	Washington
12/11/09	Washington 4 - Carolina 3	Mike Green	1:16	Washington	1/14/00	Capitals 3 - Devils 2	Adam Oates	4:37	New Jersey
11/23/09	Ottawa 4 - Washington 3	Mike Fisher	1:14	Ottawa	12/29/99	Capitals 3 - Penguins 2	Adam Oates	4:32	Washington
11/1/09	Columbus 5 - Washington 4	R.J. Umberger	1:45	Washington	12/17/99	Capitals 3 - Rangers 2	Calle Johansson	0:31	New York
10/30/09	NY Islanders 4 - Washington 3	Mark Streit	0:53	Washington	11/11/99	Rangers 5 - Capitals 4	Tim Taylor	1:04	Washington
10/24/09	Washington 3 - NY Islanders 2	Brooks Laich	1:00	NY Islanders	3/17/99	Capitals 2 - Stars 1	Brian Bellows	0:35	Washington
10/6/09	Philadelphia 6 - Washington 5	Daniel Briere	3:52	Philadelphia	3/13/99	Flames 5 - Capitals 4	Valeri Bure	3:31	Washington
4/3/09	Buffalo 5 - Washington 1	Jason Pominville	1:51	Washington	3/9/99	Avalanche 3 - Capitals 2	Sandis Ozolinsh	0:19	Washington
3/10/09	Washington 2 - Nashville 1	Sergei Fedorov	2:20	Nashville	1/16/99	Capitals 3 - Hurricanes 2	Kelly Miller	0:09	Carolina
2/28/09	Washington 4 - Boston 3	Alexander Semin	0:22	Boston	11/21/98	Bruins 5 - Capitals 4	Jason Allison	4:29	Boston
1/27/09	Boston 3 - Washington 2	David Krejci	1:55	Boston	4/8/98	Stars 4 - Capitals 3	J. Langenbrunner	3:38	Dallas
1/19/09	Washington 2 - NY Islanders 1	Alex Ovechkin	1:46	NY Islanders	1/31/98	Capitals 3 - Flyers 2	Michal Pivonka	2:23	Philadelphia
12/23/08	Washington 5 - NY Rangers 4	Shaone Morrisonn	0:59	NY Rangers	1/21/98	Capitals 3 - Lightning 2	Kelly Miller	3:32	Tampa Bay
12/16/08	Washington 5 - NY Islanders 4	Alex Ovechkin	4:49	NY Islanders	12/5/97	Capitals 3 - Panthers 2	Jeff Toms	3:32	Washington
11/4/08	Ottawa 2 - Washington 1	Mike Fisher	4:20	Ottawa	12/2/97	Capitals 3 - Rangers 2	Joe Juneau	3:35	New York
10/25/08	Washington 6 - Dallas 5	Alexander Semin	2:17	Dallas	2/14/97	Capitals 5 - Lightning 4	Steve Konowalchuk	2:57	Washington
3/27/08	Washington 4 - Tampa Bay 3	Tomas Fleischmann	2:27	Tampa Bay	1/1/97	Capitals 3 - Whalers 2	Steve Konowalchuk	3:01	Washington
2/24/08	New Jersey 2 - Washington 1	John Madden	4:10	Washington	12/26/96	Red Wings 5 - Capitals 4	Sergei Fedorov	2:39	Detroit
2/10/08	Washington 3 - NY Rangers 2	Mike Green	0:23	Washington	11/12/96	Devils 3 - Capitals 2	Scott Niedermayer	3:04	New Jersey
2/5/08	Washington 4 - Columbus 3	Alex Ovechkin	2:28	Columbus	3/27/96	Capitals 1 - Canadiens 0	Michal Pivonka	4:14	Montreal
1/31/08	Washington 5 - Montreal 4	Alex Ovechkin	3:34	Washington	2/3/96	Capitals 6 - Islanders 5	Michal Pivonka	1:21	Washington
1/5/08	Washington 5 - Montreal 4	Mike Green	1:27	Montreal	1/28/96	Capitals 3 - Flyers 2	Steve Konowalchuk	4:20	Washington
12/27/07	Pittsburgh 4 - Washington 3	Sergei Gonchar	1:33	Pittsburgh	12/14/95	Capitals 4 - Islanders 3	Steve Konowalchuk	2:16	Washington
12/22/07	NY Islanders 3 - Washington 2	Richard Park	3:43	NY Islanders	11/17/95	Penguins 3 - Capitals 2	Jaromir Jagr	2:48	Washington
12/12/07	Washington 5 - NY Rangers 4	Mike Green	3:41	Washington	3/26/95	Whalers 4 - Capitals 3	Geoff Sanderson	2:16	Washington
11/23/07	Washington 4 - Philadelphia 3	Nicklas Backstrom	1:55	Philadelphia	4/5/94	Islanders 4 - Capitals 3	Benoit Hogue	3:34	Washington
11/6/07	Atlanta 2 - Washington 1	Todd White	1:34	Atlanta	3/15/94	Capitals 5 - Penguins 4	Randy Burridge	0:40	Pittsburgh
3/30/07	Florida 3 - Washington 2	Martin Gelinas	2:01	Florida	10/25/93	Flames 3 - Capitals 2	Ted Drury	2:57	Calgary
2/8/07	Washington 4 - Los Angeles 3	Dainius Zubrus	2:28	Washington	10/24/93	Capitals 3 - Oilers 2	Kelly Miller	1:39	Edmonton
1/6/07	Washington 3 - Atlanta 2	Alexander Semin	4:42	Washington	4/12/93	Capitals 3 - Canadiens 2	Mike Ridley	4:12	Montreal
12/15/06	Washington 3 - Atlanta 2	Alex Ovechkin	0:06	Atlanta	2/27/93	Bruins 5 - Capitals 4	Vladimir Ruzicka	2:03	Boston
11/18/06	Boston 3 - Washington 2	Glen Murray	2:06	Boston	12/29/92	Capitals 4 - Rangers 3	Michal Pivonka	1:28	Washington
11/6/06	Washington 4 - Ottawa 3	Chris Clark	1:33	Washington	11/14/92	Devils 4 - Capitals 3	Bobby Holik	2:09	Washington
10/14/06	Atlanta 4 - Washington 3	Ilya Kovalchuk	3:02	Washington	4/12/92	Capitals 4 - Devils 3	Peter Bondra	2:15	New Jersey
4/10/06	Capitals 2 - Boston 1	Alex Ovechkin	3:30	Boston	3/7/92	Capitals 3 - Devils 2	Dale Hunter	2:49	Washington
4/3/06	Carolina 6 - Capitals 5	Ray Whitney	3:35	Carolina	12/22/91	Flyers 4 - Capitals 3	Brad Jones	1:10	Philadelphia
3/30/06	Montreal 3 - Capitals 2	Saku Koivu	4:02	Montreal	11/20/91	Devils 6 - Capitals 5	Stephane Richer	1:41	New Jersey
3/23/06	Tampa Bay 4 - Capitals 3	Pavel Kubina	0:37	Tampa Bay	1/31/91	Capitals 4 - Islanders 3	Dale Hunter	1:44	New York
3/4/06	Atlanta 3 - Capitals 2	Marian Hossa	1:49	Atlanta	1/29/91	Penguins 3 - Capitals 2	Paul Stanton	2:46	Pittsburgh
1/13/06	Capitals 3 - Anaheim 2	Alex Ovechkin	3:04	Anaheim	1/27/91	Capitals 5 - Islanders 4	Kelly Miller	4:21	Washington
1/10/06	Chicago 4 - Capitals 3	Kyle Calder	2:01	Washington	1/22/91	Capitals 2 - Red Wings 1	Mike Ridley	3:08	Detroit
12/27/05	Boston 4 - Capitals 3	Brad Stuart	2:04	Washington	11/24/90	Penguins 3 - Capitals 2	Mark Recchi	1:11	Pittsburgh
4/3/04	NY Rangers 3 - Capitals 2	Bobby Holik	1:08	Washington	11/19/90	Capitals 3 - Red Wings 2	John Druce	2:31	Detroit
3/18/04	Capitals 4 - NY Rangers 3	Kip Miller	1:18	NY Rangers	10/25/90	Blackhawks 3 - Capitals 2	Steve Larmer	0:08	Chicago
1/17/04	New Jersey 2 - Capitals 1	Patrik Elias	2:17	New Jersey	2/4/90	Oilers 5 - Capitals 4	Jari Kurri	3:13	Washington
11/22/03	Florida 3 - Capitals 2	Stephen Weiss	1:43	Washington	1/31/90	Capitals 4 - North Stars 3	John Tucker	0:35	Minnesota
3/29/03	Toronto 4 - Capitals 3	Mats Sundin	2:56	Toronto	10/16/89	Capitals 4 - Canadiens 3	Dale Hunter	3:37	Montreal
3/25/03	Capitals 4 - Montreal 3	Josef Boumedienne	3:09	Montreal	2/10/89	Kings 7 - Capitals 6	Luc Robitaille	1:39	Washington
3/10/03	Capitals 2 - Philadelphia 1	Peter Bondra	0:21	Washington	2/1/89	Capitals 4 - Rangers 3	Mike Ridley	1:51	New York
3/8/03	Boston 5 - Capitals 4	Sean O'Donnell	2:15	Boston	1/20/89	Devils 6 - Capitals 5	Kirk Muller	4:25	Washington
3/1/03	New Jersey 2 - Capitals 1	Scott Stevens	2:54	New Jersey	11/5/88	Islanders 4 - Capitals 3	Pat LaFontaine	0:10	New York
1/15/03	NY Rangers 2 - Capitals 1	Joel Bouchard	1:58	Washington	10/29/88	Oilers 4 - Capitals 3	Jari Kurri	4:44	Edmonton
1/13/03	Capitals 4 - NY Islanders 3	Jaromir Jagr	4:23	Washington	10/25/88	Capitals 4 - Canucks 3	Mike Ridley	2:55	Vancouver
1/1/03	Phoenix 2 - Capitals 1	Tony Amonte	1:20	Washington					



# Overtime History

DATE	RESULT	SCORER	TIME	SITE	DATE	RESULT	SCORER	TIME	SITE
4/2/88	Penguins 7 - Capitals 6	Mario Lemieux	4:07	Washington	10/13/86	Capitals 7 - Rangers 6	Mike Gartner	3:20	New York
2/14/88	Capitals 5 - Flames 4	Mike Gartner	0:20	Washington	2/25/86	Capitals 4 - Red Wings 3	Peter Andersson	0:36	Washington
2/2/88	Penguins 3 - Capitals 2	Mario Lemieux	4:11	Pittsburgh	2/8/86	Capitals 5 - Oilers 4	Bengt Gustafsson	3:42	Washington
1/31/88	Capitals 1 - Flyers 0	Kelly Miller	3:27	Washington	12/5/85	Capitals 3 - Blues 2	Scott Stevens	1:29	Washington
11/10/87	Islanders 4 - Capitals 3	Brad Lauer	4:25	New York	10/16/85	Capitals 6 - Maple Leafs 5	Gaetan Duchesne	0:47	Toronto
10/30/87	Jets 3 - Capitals 2	Dale Hawerchuk	2:15	Winnipeg	12/27/84	Capitals 5 - Islanders 4	Doug Jarvis	4:10	New York
4/5/87	Capitals 6 - Devils 5	Lou Francheschetti	0:12	New Jersey	12/1/84	Capitals 5 - Bruins 4	Dave Christian	1:20	Boston
4/4/87	Capitals 3 - Flyers 2	Larry Murphy	3:19	Washington	10/31/84	Capitals 4 - Flames 3	Mike Gartner	1:58	Washington
3/7/87	Bruins 3 - Capitals 2	Steve Kasper	1:26	Boston	2/19/84	Jets 4 - Capitals 3	Doug Smail	1:55	Winnipeg
2/7/87	Rangers 5 - Capitals 4	Tomas Sandstrom	4:20	Washington	12/28/83	Red Wings 3 - Capitals 2	John Ogrodnick	3:55	Washington
1/1/87	Capitals 4 - Penguins 3	Mike Gartner	1:30	Washington	11/4/83	Capitals 5 - Canucks 4	Bengt Gustafsson	1:01	Washington
12/1/86	Capitals 2 - Canadiens 1	Alan Haworth	1:48	Montreal	10/8/83	Islanders 8 - Capitals 7	Bob Bourne	2:01	Washington

OVERALL							HOME							ROAD						
Year	GP	W	L	T	SOL	Pts	GP	W	L	T	SOL	Pts	GP	W	L	T	SOL	Pts	GP	Pts
2010-11	25	14	5	-	6	34	17	9	2	-	6	24	8	5	3	-	0	10		
2009-10	24	11	7	-	6	28	13	7	3	-	3	17	11	4	4	-	3	11		
2008-09	18	10	3	-	5	28	7	4	1	-	2	11	11	6	2	-	3	17		
2007-08	19	11	4	-	4	30	8	5	1	-	2	13	11	6	3	-	2	17		
2006-07	19	5	3	-	11	24	11	4	1	-	6	15	8	1	2	-	5	9		
2005-06	21	9	6	-	6	30	12	5	2	-	5	17	9	4	4	-	1	13		
2003-04	14	1	3	10	-	12	8	1	1	6	-	8	6	0	2	4	-	4		
2002-03	20	6	6	8	-	20	8	4	2	2	-	10	12	2	4	6	-	10		
2001-02	19	6	2	11	-	25	9	1	2	6	-	10	10	5	0	5	-	15		
2000-01	16	2	4	10	-	18	9	1	2	6	-	10	7	1	2	4	-	8		
1999-00	19	5	2	12	-	24	13	3	2	8	-	16	6	2	0	4	-	8		
1998-99	11	2	3	6	-	10	5	1	2	2	-	4	6	1	1	4	-	6		
1997-98	17	4	1	12	-	20	7	1	0	6	-	8	10	3	1	6	-	12		
1996-97	13	2	2	9	-	13	7	2	0	5	-	9	6	0	2	4	-	4		
1995-96	16	4	1	11	-	19	9	3	1	5	-	11	7	1	0	6	-	8		
1994-95	9	0	1	8	-	8	4	0	1	3	-	3	5	0	0	5	-	5		
1993-94	14	2	2	10	-	14	10	0	1	9	-	9	4	2	1	1	-	5		
1992-93	11	2	2	7	-	11	8	1	1	6	-	8	3	1	1	1	-	3		
1991-92	12	2	2	8	-	12	4	1	0	3	-	5	8	1	2	5	-	7		
1990-91	14	4	3	7	-	15	6	1	0	5	-	7	8	3	3	2	-	8		
1989-90	9	2	1	6	-	10	4	0	1	3	-	3	5	2	0	3	-	7		
1988-89	16	2	4	10	-	14	5	0	2	3	-	3	11	2	2	7	-	11		
1987-88	15	2	4	9	-	13	7	2	1	4	-	8	8	0	3	5	-	5		
1986-87	17	5	2	10	-	20	6	2	1	3	-	7	11	3	1	7	-	13		
1985-86	11	4	0	7	-	15	5	3	0	2	-	8	6	1	0	5	-	7		
1984-85	12	3	0	9	-	15	3	1	0	2	-	4	9	2	0	7	-	11		
1983-84	9	1	3	5	-	7	6	1	2	3	-	5	3	0	1	2	-	2		
TOTAL	401	110	72	185	34	459	203	58	31	92	22	240	198	52	41	93	12	219		

## OVERTIME RECORD BY OPPONENT

	GP	W	L	T	SOL	Pts		GP	W	L	T	SOL	Pts
Anaheim	3	1	1	1	0	4	Montreal	22	9	2	10	1	31
Atlanta	16	6	3	5	2	22	Nashville	5	4	0	1	0	9
Boston	31	6	7	14	4	34	New Jersey	24	4	9	7	4	23
Buffalo	14	1	3	10	0	15	NY Islanders	27	12	6	8	1	35
Calgary	13	2	2	9	0	13	NY Rangers	25	9	4	9	3	30
Carolina	27	9	4	12	2	35	Ottawa	10	3	2	5	0	13
Chicago	9	2	2	5	0	10	Philadelphia	26	10	3	12	1	34
Colorado	7	0	2	5	0	6	Phoenix	12	1	3	8	0	11
Columbus	5	3	1	1	0	8	Pittsburgh	25	6	7	9	3	26
Dallas	12	4	1	6	1	15	St. Louis	10	2	0	7	1	12
Detroit	12	3	3	5	1	13	San Jose	2	0	0	1	1	2
Edmonton	8	3	2	3	0	9	Tampa Bay	17	6	2	6	3	23
Florida	23	7	3	9	4	29	Toronto	14	3	2	6	3	17
Los Angeles	9	2	1	6	0	10	Vancouver	10	4	0	5	1	14
Minnesota	1	0	0	0	1	1							

## CAPITALS CAREER OVERTIME GOAL LEADERS

Player	OT Goals
Alex Ovechkin	10
Peter Bondra	5
Mike Green	5
Kelly Miller	5
Mike Gartner	4
Steve Konowalchuk	4
Michal Pivonka	4
Mike Ridley	4
Alexander Semin	4
Tomas Fleischmann	3
Dale Hunter	3
Jaromir Jagr	3
Brooks Laich	3
Adam Oates	3



# Shootout History

Date	Shootout Score	Rounds	Clinching Goal	Caps Goaltender	Site
4/5/11	Washington 3 - Boston 2	4	Mike Knuble	Michal Neuvirth	Toronto
3/29/11	Carolina 3 - Washington 2	3	Jeff Skinner	Semyon Varlamov	Washington
3/22/11	Washington 5 - Philadelphia 4	3	Alexander Semin	Michal Neuvirth	Philadelphia
3/7/11	Washington 2 - Tampa Bay 1	3	Alex Ovechkin	Braden Holtby	Tampa Bay
2/1/11	Montreal 3 - Washington 2	3	Brian Gionta	Semyon Varlamov	Washington
1/24/11	NY Rangers 2 - Washington 1	4	Artem Anisimov	Braden Holtby	Washington
12/23/10	Pittsburgh 3 - Washington 2	7	Pascal Dupuis	Michal Neuvirth	Washington
12/6/10	Toronto 5 - Washington 4	3	Mikhail Grabovski	Michal Neuvirth	Washington
11/28/10	Washington 3 - Carolina 2	3	Alex Ovechkin	Semyon Varlamov	Washington
11/20/10	Philadelphia 5 - Washington 4	3	Danny Briere	Michal Neuvirth	Washington
11/3/10	Washington 5 - Toronto 4	3	Alex Ovechkin	Michal Neuvirth	Washington
4/11/10	Boston 2 - Washington 0	3	David Krejci	Semyon Varlamov	Washington
3/25/10	Carolina 2 - Washington 1	5	Chad Larose	Semyon Varlamov	Carolina
3/24/10	Washington 3 - Chicago 2	4	Mike Knuble	Jose Theodore	Washington
3/8/10	Dallas 2 - Washington 1	5	Loui Eriksson	Semyon Varlamov	Washington
2/13/10	St. Louis 1 - Washington 0	4	David Perron	Jose Theodore	St. Louis
1/13/10	Washington 3 - Florida 2	6	Tomas Fleischmann	Jose Theodore	Florida
11/28/09	Washington 1 - Montreal 0	3	Nicklas Backstrom	Semyon Varlamov	Montreal
11/21/09	Toronto 2 - Washington 0	3	Phil Kessel	Semyon Varlamov	Toronto
11/11/09	Washington 2 - NY Islanders 1	11	Chris Clark	Semyon Varlamov	Washington
10/17/09	Washington 1 - Nashville 0	3	Alex Ovechkin	Semyon Varlamov	Washington
10/12/09	New Jersey 2 - Washington 1	3	Jamie Langenbrunner	Jose Theodore	Washington
3/24/09	Toronto 1 - Washington 0	3	Jeff Hamilton	Jose Theodore	Toronto
3/14/09	Washington 2 - Carolina 0	3	Alexander Semin	Jose Theodore	Washington
3/8/09	Pittsburgh 1 - Washington 0	3	Sidney Crosby	Jose Theodore	Washington
2/18/09	Washington 2 - Montreal 0	2	Alexander Semin	Jose Theodore	Washington
2/11/09	NY Rangers 2 - Washington 1	4	Ryan Callahan	Jose Theodore	NY Rangers
1/6/09	Washington 1 - Philadelphia 0	3	Viktor Kozlov	Jose Theodore	Washington
11/15/08	New Jersey 1 - Washington 0	3	Zach Parise	Jose Theodore	New Jersey
10/28/08	Washington 2 - Nashville 1	4	Michael Nylander	Jose Theodore	Washington
10/18/08	New Jersey 1 - Washington 0	3	Zach Parise	Brent Johnson	Washington
3/25/08	Washington 1 - Carolina 0	3	Viktor Kozlov	Cristobal Huet	Carolina
3/16/08	Washington 2 - Boston 0	3	Alexander Semin	Cristobal Huet	Washington
2/20/08	NY Islanders 1 - Washington 0	3	Mike Comrie	Olie Kolzig	Washington
2/13/08	Atlanta 2 - Washington 0	2	Eric Perrin	Olie Kolzig	Atlanta
1/21/08	Washington 2 - Pittsburgh 1	3	Alexander Semin	Olie Kolzig	Pittsburgh
1/17/08	Washington 1 - Edmonton 0	12	Matt Bradley	Olie Kolzig	Washington
12/17/07	Detroit 3 - Washington 1	3	Henrik Zetterberg	Olie Kolzig	Detroit
11/28/07	Florida 4 - Washington 3	11	Stephen Weiss	Olie Kolzig	Washington
3/15/07	Boston 2 - Washington 1	3	Phil Kessel	Olie Kolzig	Boston
3/1/07	Tampa Bay 1 - Washington 0	10	Nick Tarnasky	Brent Johnson	Washington
2/27/07	Florida 2 - Washington 0	3	Jozef Stumpel	Frederic Cassivi	Washington
2/21/07	San Jose 2 - Washington 1	3	Jonathan Cheechoo	Brent Johnson	Washington
2/15/07	Tampa Bay 1 - Washington 0	3	Martin St. Louis	Brent Johnson	Tampa Bay
2/6/07	Boston 2 - Washington 1	3	Phil Kessel	Olie Kolzig	Washington
2/4/07	Washington 1 - NY Islanders 0	3	Alexander Semin	Olie Kolzig	Washington
12/11/06	Pittsburgh 2 - Washington 1	3	Evgeni Malkin	Olie Kolzig	Washington
11/15/06	Boston 1 - Washington 0	3	Patrice Bergeron	Olie Kolzig	Washington
10/27/06	Vancouver 2 - Washington 0	3	Mats Naslund	Olie Kolzig	Vancouver
10/19/06	Atlanta 2 - Washington 0	2	Vyacheslav Kozlov	Brent Johnson	Atlanta
10/12/06	Minnesota 1 - Washington 0	3	Mikko Koivu	Brent Johnson	Minnesota
4/15/06	Washington 2 - Florida 1	4	Matt Pettinger	Brent Johnson	Florida
4/5/06	Carolina 1 - Washington 0	3	Matt Cullen	Brent Johnson	Washington
3/18/06	Florida 1 - Washington 0	3	Joe Nieuwendyk	Olie Kolzig	Washington
3/10/06	New Jersey 3 - Washington 2	5	Sergei Brylin	Olie Kolzig	Washington
1/19/06	Washington 2 - St. Louis 1	4	Matt Pettinger	Olie Kolzig	Washington
1/8/06	Florida 2 - Washington 1	3	Joe Nieuwendyk	Olie Kolzig	Washington
12/31/05	Washington 2 - Philadelphia 1	3	Brian Willsie	Olie Kolzig	Washington
12/22/05	Washington 1 - Atlanta 0	3	Alex Ovechkin	Brent Johnson	Atlanta
11/26/05	NY Rangers 4 - Washington 3	15	Marek Malik	Olie Kolzig	New York
11/23/05	Tampa Bay 2 - Washington 1	5	Vaclav Prospal	Olie Kolzig	Washington
11/15/05	Washington 1 - Tampa Bay 0	3	Alex Ovechkin	Brent Johnson	Washington
11/4/05	Washington 1 - Atlanta 0	3	Alex Ovechkin	Olie Kolzig	Washington
10/16/05	Washington 2 - Tampa Bay 1	3	Petr Sykora	Olie Kolzig	Washington

## SHOOTOUT RECORD BY YEAR

Year	W	L	G	ATT	PCT	GA	ATT	PCT
2010-11	5	6	11	36	30.6	12	36	33.3
2009-10	5	6	13	45	28.9	16	49	32.7
2008-09	4	5	8	28	28.6	7	24	29.2
2007-08	4	4	10	35	28.6	10	36	27.8
2006-07	1	11	5	40	12.5	16	38	42.1
2005-06	7	6	18	54	33.3	17	57	29.8
<b>TOTAL</b>	<b>26</b>	<b>38</b>	<b>65</b>	<b>238</b>	<b>27.3</b>	<b>78</b>	<b>240</b>	<b>32.5</b>

## SHOOTOUT RECORD BY OPPONENT

	GP	W	L
Atlanta	4	2	2
Boston	6	2	4
Carolina	6	4	2
Chicago	1	1	0
Dallas	1	0	1
Detroit	1	0	1
Edmonton	1	1	0
Florida	6	2	4
Minnesota	1	0	1
Montreal	3	2	1
Nashville	2	2	0
New Jersey	4	0	4
NY Islanders	3	2	1
NY Rangers	3	0	3
Philadelphia	4	3	1
Pittsburgh	4	1	3
St. Louis	2	1	1
Tampa Bay	6	3	3
Toronto	4	1	3
San Jose	1	0	1
Vancouver	1	0	1

## INDIVIDUAL SHOOTOUT STATISTICS

Shooter	G/ATT	GDG
<b>Alex Ovechkin</b>	<b>17/55</b>	<b>7</b>
<b>Alexander Semin</b>	<b>12/36</b>	<b>6</b>
<b>Nicklas Backstrom</b>	<b>8/23</b>	<b>1</b>
Viktor Kozlov	4/11	2
Matt Pettinger	4/13	2
<b>Brooks Laich</b>	<b>3/15</b>	
Brian Willsie	3/9	1
<b>Matt Hendricks</b>	<b>2/4</b>	
<b>Mike Knuble</b>	<b>2/4</b>	<b>2</b>
Bryan Muir	1/1	
Petr Sykora	1/1	1
Andrew Cassels	1/2	
Dainius Zubrus	1/2	
Chris Clark	1/3	
Michael Nylander	1/4	1
Matt Bradley	1/5	1
Boyd Gordon	1/5	
Brendan Morrison	1/5	
Tomas Fleischmann	1/8	1
Kris Beech	0/1	
Steve Eminger	0/1	
<b>John Erskine</b>	<b>0/1</b>	
Sergei Fedorov	0/1	
Jamie Heward	0/1	
<b>Marcus Johansson</b>	<b>0/1</b>	
Jiri Novotny	0/1	
<b>Tom Poti</b>	<b>0/1</b>	
David Steckel	0/1	
Brian Sutherby	0/1	
Richard Zednik	0/1	
Dainius Zubrus	0/1	
Donald Brashear	0/2	
<b>Jeff Halpern</b>	<b>0/2</b>	
Jakub Klepis	0/2	
<b>Mathieu Perreault</b>	<b>0/2</b>	
Brian Pothier	0/2	
Ben Clymer	0/3	
Eric Fehr	0/3	
<b>Mike Green</b>	<b>0/4</b>	

Goaltender	Record	GA/ATT
Olie Kolzig	7-13	34/92 (37.0%)
Jose Theodore	6-6	13/38 (34.2%)
Semyon Varlamov	4-6	12/41 (29.3%)
<b>Michal Neuvirth</b>	<b>3-3</b>	<b>6/21 (28.6%)</b>
Brent Johnson	3-6	8/34 (23.5%)
Cristobal Huet	2-0	0/5 (0.0%)
<b>Braden Holtby</b>	<b>1-1</b>	<b>3/7 (42.9%)</b>
Frederic Cassivi	0-1	2/3 (66.7%)



# Penalty Shot History

Player	Opponent	Date	Goaltender	Result
<b>Capitals: 18 Goals on 44 Chances (40.9%)</b>				
David Steckel	@ Calgary	10/30/10	Henrik Karlsson	Goal
Alex Ovechkin	vs. New Jersey	10/9/10	Martin Brodeur	Goal
Alex Ovechkin	vs. Philadelphia	1/17/10	Ray Emery	Goal
Alexander Semin	@ Vancouver	12/18/09	Roberto Luongo	No Goal
Alexandre Giroux	vs. Boston	12/10/08	Manny Fernandez	No Goal
Alex Ovechkin	@ Carolina	12/7/08	Michael Leighton	No Goal
Michael Nylander	vs. Vancouver	10/13/08	Roberto Luongo	Goal
Alex Ovechkin	@ Atlanta	10/10/08	Kari Lehtonen	No Goal
Alexander Semin	@ Pittsburgh	2/18/07	Jocelyn Thibeault	No Goal
Alex Ovechkin	vs. Dallas	11/30/06	Mike Smith	No Goal
Alex Ovechkin	@ Colorado	10/25/06	Peter Budaj	No Goal
Matt Pettinger	@ Florida	4/15/06	Jamie McLellan	No Goal
Alex Ovechkin	@ Boston	1/26/06	Tim Thomas	No Goal
Matt Pettinger	vs. Tampa Bay	11/23/05	John Grahame	Goal
Dainius Zubrus	vs. Boston	12/11/03	Andrew Raycroft	Goal
Michael Nylander	@ NY Islanders	12/21/02	Rick DiPietro	No Goal
Joe Sacco	@ Toronto	11/6/01	Curtis Joseph	No Goal
Joe Sacco	@ Carolina	3/30/01	Arturs Irbe	Goal
Ulf Dahlen	vs. Toronto	4/1/00	Curtis Joseph	No Goal
Richard Zednik	vs. NY Rangers	11/11/99	Mike Richter	No Goal
Peter Bondra	vs. Los Angeles	1/29/99	Stephane Fiset	Goal
Adam Oates	vs. Toronto	11/18/98	Curtis Joseph	Goal
Peter Bondra	vs. Los Angeles	3/4/98	Stephane Fiset	No Goal
Ken Klee	@ NY Rangers	3/12/97	Mike Richter	No Goal
Peter Bondra	@ Anaheim	12/13/96	Mikhail Shtalenkov	No Goal
Keith Jones	Montreal	11/1/95	Patrick Labrecque	No Goal
Steve Konowalchuk	@ NY Rangers	3/5/95	Mike Richter	No Goal
Michal Pivonka	@ Hartford	1/21/95	Sean Burke	No Goal
Reggie Savage	Minnesota	11/18/92	Jon Casey	Goal
Dimitri Khristich	Minnesota	1/7/92	Darcy Wakaluk	Goal
Dale Hunter	@ Pittsburgh	12/6/89	Wendel Young	No Goal
Yvon Corrivreau	New Jersey	1/19/88	Bob Sauve	No Goal
Mike Gartner	Philadelphia	4/4/87	Glenn Resch	Goal
Mike Gartner	@ Hartford	1/17/87	Mike Liut	Goal
Mike Gartner	@ NY Rangers	12/20/80	Wayne Thomas	Goal
Bengt Gustafsson	@ Los Angeles	2/12/80	Ron Grahame	No Goal
Rolf Edberg	NY Rangers	2/2/80	Doug Soetaert	Goal
Bengt Gustafsson	@ Minnesota	1/5/80	Gilles Meloche	No Goal
Guy Charron	Montreal	10/30/79	Denis Herron	No Goal
Blair Stewart	@ Montreal	4/7/79	Michel Larocque	No Goal
Hartland Monahan	NY Islanders	1/16/77	Glenn Resch	Goal
Nelson Pyatt	Toronto	3/9/75	Gord McRae	Goal
Steve Atkinson	@ Vancouver	2/1/75	Ken Lockett	Goal
Tom Williams	@ Buffalo	12/5/74	Gary Bromley	No Goal

## MOST CAREER PENALTY SHOT GOALS

Mike Gartner	3 (3 attempts)
<b>Alex Ovechkin</b>	<b>2 (7 attempts)</b>
13 players tied	1

## MOST CAREER PENALTY SHOT ATTEMPTS

<b>Alex Ovechkin</b>	<b>7 (2 goal)</b>
Mike Gartner	3 (3 goals)
Peter Bondra	3 (1 goal)

Player	Opponent	Date	Goaltender	Result
<b>Opponent: 19 Goals on 60 Chances (31.7%)</b>				
Chad LaRose	vs. Carolina	3/29/11	Semyon Varlamov	No Goal
Evgeni Malkin	vs. Pittsburgh	12/23/10	Michal Neuvirth	No Goal
Mattias Tedenby	@ New Jersey	11/22/10	Braden Holtby	Goal
Brandon Sutter	vs. Carolina	3/10/10	Jose Theodore	No Goal
David Krejci	at Boston	2/2/10	Jose Theodore	No Goal
Ryan Clowe	at San Jose	12/30/09	Michal Neuvirth	Goal
Joe Thornton	at San Jose	12/30/09	Michal Neuvirth	Goal
Jim Slater	at Atlanta	10/29/09	Semyon Varlamov	No Goal
Darroll Powe	vs. Philadelphia	10/27/09	Jose Theodore	No Goal
Eric Staal	vs. Carolina	3/3/09	Michal Neuvirth	Goal
David Booth	vs. Florida	3/1/09	Jose Theodore	No Goal
Adam Hall	vs. Tampa Bay	1/1/09	Brent Johnson	No Goal
Chris Drury	vs. NY Rangers	11/8/08	Brent Johnson	No Goal
Daniel Alfredsson	@ Ottawa	12/29/07	Olie Kolzig	Goal
Chad Larose	@ Carolina	11/30/07	Olie Kolzig	No Goal
J-P Vigier	vs. Atlanta	1/6/07	Olie Kolzig	No Goal
Karel Rachunek	@ NY Rangers	12/30/06	Olie Kolzig	Goal
Mats Sundin	@ Toronto	12/23/06	Olie Kolzig	Goal
Marco Sturm	@ Boston	11/18/06	Brent Johnson	No Goal
Ryan Malone	@ Pittsburgh	1/25/06	Olie Kolzig	Goal
Erik Cole	vs. Carolina	1/21/06	Olie Kolzig	Goal
Mike Sillinger	vs. St. Louis	1/19/06	Olie Kolzig	No Goal
Steve Sullivan	vs. Nashville	12/7/05	Olie Kolzig	No Goal
Brett Hull	vs. Detroit	12/13/03	Olie Kolzig	No Goal
Andrei Markov	@ Montreal	3/25/03	Olie Kolzig	No Goal
Steve Sullivan	@ Chicago	11/15/02	Olie Kolzig	No Goal
Chad Kilger	vs. Montreal	10/19/01	Olie Kolzig	No Goal
Sergei Nemchinov	vs. New Jersey	3/11/00	Olie Kolzig	No Goal
Viktor Kozlov	vs. Florida	2/23/00	Olie Kolzig	No Goal
Robert Reichel	@ Phoenix	3/25/99	Rick Tabaracci	No Goal
Jay Pandolfo	vs. New Jersey	12/30/98	Rick Tabaracci	No Goal
Mariusz Czerkawski	vs. NY Islanders	12/4/98	Rick Tabaracci	No Goal
Todd Marchant	vs. Edmonton	1/26/97	Olie Kolzig	No Goal
Todd Elik	vs. Boston	11/19/96	Jim Carey	No Goal
Mike Hough	@ Florida	2/29/96	Olie Kolzig	No Goal
Jeff Friesen	@ San Jose	12/2/95	Jim Carey	Goal
Jaromir Jagr	@ Pittsburgh	1/26/93	Don Beaupre	No Goal
Eric Lindros	Philadelphia	12/26/92	Don Beaupre	Goal
Murray Craven	Hartford	3/24/92	Don Beaupre	Goal
Mario Lemieux	Pittsburgh	11/24/89	Bob Mason	Goal
Anders Carlsson	@ New Jersey	4/2/89	Don Beaupre	No Goal
Greg Paslawski	@ St. Louis	2/14/89	Clint Malarchuk	No Goal
Dale Hawerchuk	Winnipeg	12/17/88	Clint Malarchuk	No Goal
Brent Sutter	NY Islanders	12/26/86	Bob Mason	No Goal
Peter Sundstrom	NY Rangers	3/2/86	Al Jensen	Goal
Mats Naslund	@ Montreal	3/21/85	Pat Riffin	No Goal
Dave Hannan	Pittsburgh	10/14/83	Pat Riffin	Goal
Michel Goulet	@ Quebec	2/6/83	Pat Riffin	Goal
Wayne Gretzky	@ Edmonton	11/24/82	Pat Riffin	No Goal
Kent Nilsson	@ Calgary	1/8/81	Rollie Boutin	No Goal
Ron Sedlbaur	@ Vancouver	3/2/79	Gary Inness	No Goal
Jacques Lemaire	@ Montreal	11/2/78	Jim Bedard	No Goal
Pete Mahovlich	@ Pittsburgh	1/21/78	Jim Bedard	No Goal
Blair Chapman	Pittsburgh	12/4/77	Jim Bedard	No Goal
Clark Gillies	NY Islanders	11/13/77	Bernie Wolfe	Goal
Ron Schock	Pittsburgh	11/30/76	Bernie Wolfe	No Goal
Don Luce	@ Buffalo	10/19/75	Ron Low	No Goal
Orest Kindrachuk	@ Philadelphia	11/9/74	Michel Belhumeur	Goal
Stan Mikita	@ Chicago	10/23/74	Michel Belhumeur	No Goal
Jim Pappin	@ Chicago	10/23/74	Michel Belhumeur	No Goal

## MOST CAREER PENALTY SHOT SAVES

Olie Kolzig	11 (17 attempts)
Jose Theodore	4 (4 attempts)
Jim Bedard	3 (3 attempts)
Brent Johnson	3 (3 attempts)
Rick Tabaracci	3 (3 attempts)

## MOST CAREER PENALTY SHOTS FACED

Olie Kolzig	17 (6 GA)
Don Beaupre	4 (2 GA)
<b>Michal Neuvirth</b>	<b>4 (3 GA)</b>
Pat Riffin	4 (2 GA)
Jose Theodore	4 (0 GA)





# Capitals' Firsts

## TEAM

Category	Date	Opponent	Result
Season	1974-75		8-67-5, 5th Norris
Game	10/9/74	at NY Rangers	NY Rangers, 6-3
Game, Home	10/15/74	vs. Los Angeles Kings	Tie, 1-1
Victory, Home	10/17/74	vs. Chicago	Washington, 4-3
Victory, Road	3/28/75	at California	Washington, 5-3
Loss, Home	10/20/74	vs. NY Islanders	NY Islanders, 5-0
Loss, Road	10/9/74	at NY Rangers	NY Rangers, 6-3
Tie, Home	10/15/74	vs. Los Angeles	Tie, 1-1
Tie, Road	10/17/75	at California	Tie, 3-3
Tie, Scoreless	12/10/88	at Montreal	Tie, 0-0
Overtime Game	10/8/83	vs. NY Islanders	NY Islanders, 8-7
Overtime Victory	11/4/83	vs. Vancouver	Washington, 5-4
Playoff Game	4/6/83	at NY Islanders	NY Islanders, 5-2
Playoff Victory	4/7/83	at NY Islanders	Washington, 4-2
Sellout (18,130)	12/26/74	vs. Philadelphia	Philadelphia, 4-1

## INDIVIDUAL

Category	Player	Date & Opponent	Result
Goal	Jim Hryciuk	10/9/74 at NY Rangers	NY Rangers, 6-3
Goal, Home	Yvon Labre	10/15/74 vs. Los Angeles	Tie, 1-1
Goal Against, Road	Greg Polis	10/9/74 at NY Rangers	NY Rangers, 6-3
Goal Against, Home	Dan Maloney	10/15/74 vs. Los Angeles	Tie, 1-1
Winning Goal, Home	Jack Egers	10/17/74 vs. Chicago	Washington, 4-3
Winning Goal, Road	Nelson Pyatt	3/28/75 at California	Washington, 5-3
Overtime Goal	Bengt Gustafsson	11/4/82 vs. Vancouver	Washington, 5-4
Playoff Goal	Bob Gould	4/6/83 at NY Islanders	NY Islanders, 5-2
Power-Play Goal	Ron Anderson	10/9/74 at NY Rangers	NY Rangers, 6-3
Shorthanded Goal	Dave Kryskow	12/19/74 at Los Angeles	Los Angeles, 4-1
Two-Goal Game	Denis Dupre	10/17/74 vs. Chicago	Washington, 4-3
Hat Trick	Ron Lalonde	3/30/75 vs. Detroit	Detroit, 8-5
Double Hat Trick	T. Tookey/D. Maruk	11/21/81 vs. Philadelphia	Washington, 10-4
Assists, Road	G. Joly/D. Dupre	10/9/74 at NY Rangers	NY Rangers, 6-3
Assists, Home	D. Kryskow/B. Lesuk	10/15/74 vs. Los Angeles	Tie, 1-1
Minor Penalty	Bill Mikkelsen	10/9/74 at NY Rangers	Hooking
Major Penalty	Mike Bloom	10/17/74 vs. Chicago	Fighting
Playoff Minor Penalty	Glenn Currie	4/6/83 at NY Islanders	Elbowing
Playoff Major Penalty	Bryan Erickson	4/4/84 vs. Philadelphia	Fighting
Penalty Shot	Tom Williams	12/5/74 at Buffalo	No Goal
Shutout	Ron Low	2/16/75 vs. Kansas City	Washington, 3-0
Playoff Shutout	Bob Mason	4/11/87 at NY Islanders	Washington, 2-0

## VERIZON CENTER – TEAM

Category	Date	Opponent	Result
Game	12/5/97	vs. Florida	Washington, 3-2 OT
Loss, Home	12/18/97	vs. Florida	Florida, 4-0
Tie, Home	12/16/97	vs. NY Islanders	Tie, 1-1
Tie, Scoreless	4/5/02	vs. Ottawa	Tie, 0-0
Overtime Game	12/5/97	vs. Florida	Washington, 3-2 OT
Playoff Game	4/22/98	vs. Boston	Washington, 3-1
Sellout (19,740)	12/5/97	vs. Florida	Washington, 3-2 OT
Playoff Sellout (19,740)	5/1/98	vs. Boston	Boston, 4-0

## VERIZON CENTER – INDIVIDUAL

Category	Player	Date & Opponent	Result
Goal	Richard Zednik	12/5/97 vs. Florida	Washington, 3-2 OT
Goal Against	Steve Washburn	12/5/97 vs. Florida	Washington, 3-2 OT
Winning Goal	Jeff Toms	12/5/97 vs. Florida	Washington, 3-2 OT
Overtime Goal	Jeff Toms	12/5/97 vs. Florida	Washington, 3-2 OT
Playoff Goal	Brian Bellows	4/22/98 vs. Boston	Washington, 3-1
Playoff Goal Against	Dmitri Khristich	4/22/98 vs. Boston	Washington, 3-1
Power-Play Goal	Chris Simon	12/5/97 vs. Florida	Washington, 3-2 OT
Power-Play Goal Against	Robert Svehla	12/5/97 vs. Florida	Washington, 3-2 OT
Shorthanded Goal	Kelly Miller	12/23/97 vs. New Jersey	Tie, 1-1
Shorthanded Goal Against	Brian Rolston	12/30/98 vs. New Jersey	New Jersey, 3-2
Two-Goal Game	Calle Johansson	1/6/98 vs. Toronto	Washington, 5-3
Hat Trick	Peter Bondra	1/8/98 vs. NY Rangers	Washington, 5-3
Assists	Konowalchuk/Bulis	12/5/97 vs. Florida	Washington, 3-2 OT
Assists Against	Laus/Warriner	12/5/97 vs. Florida	Washington, 3-2 OT
Minor Penalty	Paul Laus	12/5/97 vs. Florida	Washington, 3-2 OT
Major Penalty	Ken Klee	12/5/97 vs. Florida	Washington, 3-2 OT
Penalty Shot	Peter Bondra	3/4/98 vs. Los Angeles	No Goal
Penalty Shot Against	Mariuz Czerkawski	12/4/98 vs. NY Islanders	No Goal
Shutout	Olie Kolzig	1/13/98 vs. Ottawa	Washington, 4-0
Shutout Against	John Vanbiesbrouck	12/18/97 vs. Florida	Florida, 4-0



# Capitals NHL Award Winners



## **HART TROPHY** NHL Most Valuable Player

Alex Ovechkin (2008-09)  
Alex Ovechkin (2007-08)



## **ART ROSS TROPHY** Most Points

Alex Ovechkin (2007-08)



## **VEZINA TROPHY** Best Goaltender

Olie Kolzig (1999-00)  
Jim Carey (1995-96)



## **JAMES NORRIS TROPHY** Best Defenseman

Rod Langway (1982-83)  
Rod Langway (1983-84)



## **WILLIAM JENNINGS TROPHY** Fewest Goals Against, Team

Al Jensen/Pat Riggin  
(1983-84)



## **KING CLANCY MEMORIAL TROPHY** Leadership and Humanitarian Contribution

Olie Kolzig (2005-06)



## **TED LINDSAY AWARD** **LESTER B. PEARSON AWARD** NHLPA Most Valuable Player

Alex Ovechkin (2009-10)  
Alex Ovechkin (2008-09)  
Alex Ovechkin (2007-08)



## **MAURICE "ROCKET" RICHARD TROPHY** Most Goals

Alex Ovechkin (2008-09)  
Alex Ovechkin (2007-08)



## **FRANK SELKE TROPHY** Best Defensive Forward

Doug Jarvis (1983-84)



## **JACK ADAMS AWARD** Coach of the Year

Bruce Boudreau (2007-08)  
Bryan Murray (1983-84)



## **CALDER MEMORIAL TROPHY** Rookie of the Year

Alex Ovechkin (2005-06)



## **BILL MASTERTON TROPHY** Perseverance and Dedication to Hockey

Jose Theodore (2009-10)



# Capitals NHL Award Winners

## CAPITALS NAMED TO NHL POSTSEASON ALL-STAR TEAMS

### FIRST TEAM

Year	Player	Pos.
2009-10	Mike Green	D
2009-10	Alex Ovechkin	LW
2008-09	Mike Green	D
2008-09	Alex Ovechkin	LW
2007-08	Alex Ovechkin	LW
2006-07	Alex Ovechkin	LW
2005-06	Alex Ovechkin	LW
1999-00	Olie Kolzig	G
1995-96	Jim Carey	G
1987-88	Scott Stevens	D
1983-84	Rod Langway	D
1982-83	Rod Langway	D

### SECOND TEAM

Year	Player	Pos.
2010-11	Alex Ovechkin	LW
2002-03	Sergei Gonchar	D
2001-02	Sergei Gonchar	D
1992-93	Al Iafrate	D
1986-87	Larry Murphy	D
1984-85	Rod Langway	D
1983-84	Pat Riggan	G

## CAPITALS NAMED TO NHL POSTSEASON ALL-ROOKIE TEAMS

Year	Player	Pos.
2010-11	John Carlson	D
2007-08	Nicklas Backstrom	F
2005-06	Alex Ovechkin	F
1994-95	Jim Carey	G
1982-83	Scott Stevens	D

## NHL FOUNDATION AWARD

### Community Participation

2000-01	Olie Kolzig
---------	-------------

## NHL PLAYER OF THE MONTH

Date	Player
Jan. 2010	Alex Ovechkin (1st star)
Oct. 2009	Alex Ovechkin (2nd star)
Dec. 2008	Alex Ovechkin (3rd star)
Nov. 2008	Alex Ovechkin (1st star)
Oct. 2008	Alexander Semin (1st star)
March 2008	Alex Ovechkin (1st star)
Jan. 2008	Alex Ovechkin (1st star)
Jan. 2006	Alex Ovechkin
Nov. 2003	Robert Lang
Jan. 2000	Olie Kolzig
March 1996	Jim Carey
March 1995	Jim Carey
Jan. 1987	Mike Gartner

## NHL ROOKIE OF THE MONTH

Date	Player
Oct. 2010	Michal Neuvirth
Dec. 2007	Nicklas Backstrom
Jan. 2006	Alex Ovechkin
Dec. 2005	Alex Ovechkin
March 2000	Jeff Halpern
March 1995	Jim Carey
Nov. 1990	Peter Bondra
Dec. 1984	Bob Mason

## NHL PLAYER OF THE WEEK

Date	Player	Date	Player
3/14/11	Braden Holtby (1st star)	12/24/00	Adam Oates
1/3/11	Semyon Varlamov (1st star)	12/17/00	Olie Kolzig
11/15/10	Alexander Semin (3rd star)	1/24/00	Sergei Gonchar
4/12/10	Nicklas Backstrom (3rd star)	2/28/00	Olie Kolzig
2/8/10	Alex Ovechkin (1st star)	2/7/99	Peter Bondra
2/8/10	Nicklas Backstrom (3rd star)	4/19/98	Olie Kolzig
2/1/10	Nicklas Backstrom (3rd star)	4/5/98	Peter Bondra
1/18/10	Alex Ovechkin (1st star)	3/23/98	Olie Kolzig
12/7/09	Nicklas Backstrom (1st star)	11/24/96	Peter Bondra
10/19/09	Alex Ovechkin (3rd star)	3/3/96	Jim Carey
10/5/09	Alex Ovechkin (1st star)	12/31/95	Jim Carey
2/9/09	Mike Green (3rd star)	3/15/95	Jim Carey
2/2/09	Mike Green (3rd star)	11/5/89	Don Beaupre
12/29/08	Alex Ovechkin (1st star)	3/19/89	Dino Ciccarelli
11/17/08	Nicklas Backstrom (1st star)	3/12/89	Geoff Courtnall
11/17/08	Alex Ovechkin (2nd star)	1/8/89	Pete Peeters
11/10/08	Brent Johnson (3rd star)	2/21/88	Clint Malarchuk
4/6/08	Cristobal Huet (3rd star)	2/14/88	Pete Peeters
3/23/08	Alex Ovechkin (1st star)	1/24/88	Pete Peeters
3/9/08	Alex Ovechkin (1st star)	1/3/87	Clint Malarchuk
1/27/08	Alex Ovechkin (2nd star)	1/21/85	Craig Laughlin
12/30/08	Alex Ovechkin (1st star)	3/12/84	Pat Riggan
10/28/07	Alex Ovechkin (3rd star)	2/6/84	Pat Riggan
12/11/06	Alex Ovechkin (3rd star)	1/30/84	Pat Riggan
1/22/06	Alex Ovechkin	10/31/83	Al Jensen
1/1/06	Alex Ovechkin	12/20/82	Al Jensen
4/4/04	Jeff Halpern	11/23/81	Dennis Maruk
2/22/04	Olie Kolzig	11/17/80	Dennis Maruk
12/22/03	Robert Lang	10/20/80	Mike Gartner
11/17/03	Robert Lang		

\* Player of the Week and Player of the Month were first awarded in the 1980-81 season; Player of the Week and Player of the Month renamed Three Stars beginning in 2006-07 season

\* Rookie of the Month was first awarded in the 1983-84 season



# Capitals Honors

## CAPITALS IN THE HOCKEY HALL OF FAME

Player	Year Inducted
Mike Gartner	2001
Rod Langway	2002
Larry Murphy	2004
Scott Stevens	2007
Dave Fay	2007 (Washington Times beat writer; Elmer Ferguson Memorial Award)
Dino Ciccarrelli	2010
Ron Weber	2010 (Radio voice; Foster Hewitt Memorial Award)

## CAPITALS IN THE U.S. HOCKEY HALL OF FAME

Player	Year Inducted
Craig Patrick	1996
Rod Langway	1999
Dave Christian	2001
Phil Housley	2004
Bobby Carpenter	2007
Kevin Hatcher	2010

## CAPITALS IN OLYMPIC WINTER GAMES

### 2010 Winter Olympics (Vancouver, British Columbia)

Nicklas Backstrom (Sweden)  
Tomas Fleischmann (Czech Republic)  
Alex Ovechkin (Russia)  
Alexander Semin (Russia)  
Semyon Varlamov (Russia)

### 2006 Winter Olympics (Torino, Italy)

Olie Kolzig (Germany)  
Ivan Majesky (Slovakia)  
Alex Ovechkin (Russia)

### 2002 Winter Olympics (Salt Lake City, Utah)

Ulf Dahlen (Sweden)  
Sergei Gonchar (Russia – Bronze)  
Jaromir Jagr (Czech Republic)  
Dimitri Khristich (Ukraine)  
Andrei Nikolishin (Russia – Bronze)

### 1998 Winter Olympics (Nagano, Japan)

Peter Bondra (Slovakia)  
Calle Johansson (Sweden)  
Olie Kolzig (Germany)  
Ron Wilson (Head Coach, United States)  
Richard Zednik (Slovakia)

## NHL STATISTICAL LEADERS

Year	Player	Category (Total)
2010-11	Alex Ovechkin*	Game-Winning Goals (11)
2010-11	Alex Ovechkin	Shots (367)
2009-10	Alex Ovechkin	Shots (368)
2009-10	Jeff Schultz	Plus/Minus (+50)
2008-09	Alex Ovechkin	Goals (56)
2008-09	Alex Ovechkin	Shots (528)
2007-08	Alex Ovechkin	Points (112)
2007-08	Alex Ovechkin	Goals (65)
2007-08	Alex Ovechkin	Power-Play Goals (22)
2007-08	Alex Ovechkin	Game-Winning Goals (11)
2007-08	Alex Ovechkin	Shots (446)
2006-07	Alex Ovechkin	Shots (392)
2005-06	Alex Ovechkin	Shots (425)
2001-02	Peter Bondra	Power-Play Goals (17)
2000-01	Peter Bondra	Power-Play Goals (22)
2000-01	Adam Oates	Assists (69)
1999-00	Olie Kolzig	Saves (1,794)
1999-00	Olie Kolzig	Minutes (4,371)

## CAPITALS PROSPECTS IN THE WORLD JUNIOR CHAMPIONSHIP

### Since 2004

#### 2011 World Junior Championship (Buffalo, United States)

Evgeny Kuznetsov (Russia – Gold)  
Dmitry Orlov (Russia – Gold)  
Cody Eakin (Canada – Silver)  
Patrick Wey (United States – Bronze)  
Philipp Grubauer (Germany)

#### 2010 World Junior Championship (Saskatchewan, Canada)

John Carlson (United States – Gold)  
Stefan Della Rovere (Canada – Silver)  
Marcus Johansson (Sweden – Bronze)

#### 2009 World Junior Championship (Ottawa)

Stefan Della Rovere (Canada – Gold)  
Dmitry Kugryshev (Russia)

#### 2008 World Junior Championship (Czech Republic)

Karl Alzner (Canada – Gold)  
Josh Godfrey (Canada – Gold)  
Michal Neuvirth (Czech Republic)  
Dmitry Kugryshev (Russia – Bronze)

#### 2007 World Junior Championship (Sweden)

Karl Alzner (Canada – Gold)  
Oskar Osala (Finland)  
Semyon Varlamov (Russia – Silver)  
Nicklas Backstrom (Sweden)

#### 2006 World Junior Championship (Canada)

Nicklas Backstrom (Sweden)  
Chris Bourque (United States)  
Sasha Pokulok (Canada – Gold)  
Semyon Varlamov (Russia – Silver)

#### 2005 World Junior Championship (United States)

Chris Bourque (United States)  
Oscar Hedman (Sweden)  
Alex Ovechkin (Russia – Silver)  
Michail Yunkov (Russia – Silver)

#### 2004 World Junior Championship (Finland)

Tomas Fleischmann (Czech Republic)  
Peter Guggisberg (Switzerland)  
Sami Lepisto (Finland – Bronze)  
Alex Ovechkin (Russia)  
Alexander Semin (Russia)  
Steve Werner (United States – Gold)

Year	Player	Category (Total)
1997-98	Peter Bondra*	Goals (52)
1997-98	Peter Bondra	Game-Winning Goals (13)
1995-96	Jim Carey	Shutouts (9)
1994-95	Peter Bondra	Goals (34)
1994-95	Peter Bondra	Shorthanded Goals (6)
1990-91	Don Beaupre	Shutouts (5)
1989-90	Mike Liut#	Goals-Against Average (2.53)
1989-90	Mike Liut#	Shutouts (4)
1987-88	Clint Malarchuk	Shutouts (4)
1987-88	Pete Peeters	Goals-Against Average (2.78)
1983-84	Al Jensen*	Shutouts (4)
1983-84	Pat Riggin	Goals-Against Average (2.66)
1983-84	Pat Riggin*	Shutouts (4)

\*Co-leader

#Acquired via trade during the season





# All-Star History



Alex Ovechkin

## CAPITALS ALL-STAR GAME LEADER BOARD

Goals		Assists		Points	
Alex Ovechkin	5	Peter Bondra	4	Alex Ovechkin	8
Mike Gartner	2	Alex Ovechkin	3	Peter Bondra	5
		Kevin Hatcher	3	Mike Gartner	3
		Jaromir Jagr	3	Kevin Hatcher	3
				Jaromir Jagr	3
Games					
Peter Bondra	5				
Alex Ovechkin	4				
Rod Langway	4				
Mike Gartner	4				

## CAPITALS SELECTED TO THE NHL ALL-STAR GAME

Year	Player	Position	GP	G	A	Pts	PIM
2010-11	Alex Ovechkin	Left Wing	1	1	1	2	0
	Mike Green	Defense	1	0	2	2	0
2008-09	Alex Ovechkin	Left Wing	1	1	2	3	0
2007-08	Alex Ovechkin	Left Wing	1	2	0	2	0
2006-07	Alex Ovechkin (2)	Left Wing	1	1	0	1	0
2003-04	Robert Lang	Center	1	0	1	1	0
2002-03	Sergei Gonchar	Defense	1	0	0	0	0
	Jaromir Jagr	Right Wing	1	0	3	3	0
2001-02	Sergei Gonchar	Defense	1	0	1	1	0
	Jaromir Jagr	Right Wing	1	0	0	0	0
2000-01	Sergei Gonchar	Defense	1	0	2	2	0
1999-00	Olie Kolzig	Goaltender	1	20 Min	0 GA	8 Saves	
1998-99	Peter Bondra	Right Wing	1	0	0	0	0
1997-98	Peter Bondra	Right Wing	1	0	1	1	0
	Olie Kolzig	Goaltender	1	20 min	3 GA	14 Saves	
1996-97	Peter Bondra	Right Wing	1	0	2	2	0
	Dale Hunter	Center	1	0	0	0	0
1995-96	Peter Bondra	Right Wing	1	0	0	0	0
1993-94	Al Iafrate	Defense	1	0	0	0	0
1992-93	Peter Bondra	Right Wing	1	1	1	2	0
	Al Iafrate	Defense	1	0	0	0	0
1991-92	Don Beaupre	Goaltender	1	20 min	6 GA	6 saves	
	Randy Burridge	Left Wing	1	1	0	1	0
	Kevin Hatcher	Defense	1	0	1	1	0
	Kevin Hatcher	Defense	1	0	1	1	0
1990-91	Kevin Hatcher	Defense	1	0	1	1	0
1988-89	Mike Ridley	Center	1	1	1	2	0
	Scott Stevens	Defense	1	0	1	1	0
1987-88	Mike Gartner	Right Wing	1	1	0	1	0
1986-87	Rod Langway (4)	Defense	2	0	0	0	0
1985-86	Mike Gartner	Right Wing	1	0	0	0	2
	Rod Langway (2)	Defense	1	0	0	0	0
1984-85	Bob Carpenter (1)	Center	1	0	0	0	0
	Mike Gartner	Right Wing	1	1	0	1	0
	Rod Langway (1)	Defense	1	0	1	1	0
	Scott Stevens (1)	Defense	1	0	0	0	0
1983-84	Al Jensen (1)	Goaltender	Injured-DNP				
	Rod Langway (1)	Defense	1	0	0	0	0
1982-83	Rod Langway (1)	Defense	1	0	0	0	0
1981-82	Dennis Maruk	Center	1	0	1	1	0
1980-81	Mike Gartner (1)	Right Wing	1	0	0	0	0
1979-80	Robert Picard	Defense	1	0	0	0	0
1978-79	Robert Picard (3)	Defense	Did Not Play				
1977-78	Bob Sirois	Right Wing	1	0	0	0	0
1976-77	Guy Charron	Center	1	0	0	0	0
1975-76	Bill Clement	Center	1	0	0	0	0
1974-75	Denis Dupere	Left Wing	1	0	1	1	0

1-Selected to the starting lineup by Professional Hockey Writers Association; 2-Selected to the starting lineup by fan ballot;

3-Selected to NHL Team for Challenge '79 vs. USSR; 4-Played in Rendez-Vous '87 vs. USSR

\* No All-Star Game was played in 1994-95, 2004-05, 2005-06 or 2009-10

## CAPITALS SELECTED TO THE NHL YOUNGSTARS GAME

Year	Player	Pos.
2008-09	Nicklas Backstrom*	C
2007-08	Nicklas Backstrom	C
2006-07	Mike Green	D
2002-03	Brian Sutherby	C

\* Selected but did not participate



Alex Ovechkin and Mike Green at the 2011 All-Star Game



# Record Book

## TEAM RECORDS – SEASON

### MOST POINTS

121	2009-10 (54-15-13)
108	2008-09 (50-24-8)
107	2010-11 (48-23-11)
	1985-86 (50-23-7)
At Home	
66	2009-10 (30-5-6)
62	1999-00 (26-5-8-2)
	1985-86 (30-8-2)
On Road	
55	2009-10 (24-10-7)
49	2010-11 (23-15-3)
47	2008-09 (21-15-5)

### FEWEST POINTS

21	1974-75 (8-67-5)
32	1975-76 (11-59-10)
48	1977-78 (17-49-14)
At Home	
19	1974-75 (7-28-5)
20	1975-76 (6-26-8)
27	1977-78 (10-23-7)
On Road	
2	1974-75 (1-39-0)
12	1975-76 (5-33-2)
19	1994-95 (7-12-5)

### MOST WINS

54	2009-10 (54-15-13)
50	2008-09 (50-24-8)
	1985-86 (50-23-7)
At Home	
30	2009-10 (30-5-6)
	1985-86 (30-8-2)
29	2008-09 (29-9-3)
On Road	
24	2009-10 (24-10-7)
23	2010-11 (23-15-3)
22	1983-84 (22-16-2)

### FEWEST WINS

8	1974-75 (8-67-5)
11	1975-76 (11-59-10)
17	1977-78 (17-49-14)
At Home	
6	1975-76 (6-26-8)
7	1974-75 (7-28-5)
10	1977-78 (10-23-7)
On Road	
1	1974-75 (1-39-0)
5	1975-76 (5-33-2)
7	Four times; most recent 1994-95 (7-12-5)

### FEWEST LOSSES

15	2009-10 (54-15-13)
18	1994-95 (22-18-8)
23	2010-11 (48-23-11)
	1985-86 (50-23-7)
At Home	
5	2009-10 (30-5-6)
	1999-00 (26-5-8-2)
6	1994-95 (15-6-3)
On Road	
10	2009-10 (24-10-7)
12	1994-95 (7-12-5)
13	1982-83 (17-13-10)

### MOST LOSSES

67	1974-75 (8-67-5)
59	1975-76 (11-59-10)
49	1977-78 (17-49-14)
At Home	
28	1974-75 (7-28-5)
26	1975-76 (6-26-8)
23	Twice; most recent 1998-99 (16-23-2)
On Road	
39	1974-75 (1-39-0)
33	1975-76 (5-33-2)
27	1976-77 (7-27-6)

### MOST TIES

18	1980-81 (26-36-18)
16	1982-83 (39-25-16)
15	1978-79 (24-41-15)
At Home	
9	1993-94 (17-15-9)
8	Four times; most recent 1999-00 (26-5-8-2)
On Road	
11	1980-81 (10-19-11)
10	1982-83 (17-13-10)
9	1978-79 (9-22-9)
Since 1983-84 (OT established)	
12	1999-00 (44-26-12-2)
	1997-98 (40-30-12)

### FEWEST TIES

5	1983-84 (48-27-5)
	1974-75 (8-67-5)
6	Twice; most recent 1998-99 (31-45-6)
At Home	
2	1998-99 (16-23-2)
	1985-86 (30-8-2)
	1984-85 (27-11-2)
On Road	
0	1974-75 (1-39-0)
1	1993-94 (21-19-1)
	1992-93 (21-19-1)

### MOST OVERTIME GAMES

25	2010-11 (14-5-6)
24	2009-10 (11-7-6)
21	2005-06 (9-6-6)
At Home	
17	2010-11 (9-2-6)
13	2009-10 (7-3-3)
	1999-00 (3-2-8)
On Road	
11	2009-10 (4-4-3)
	2008-09 (6-5)
	2007-08 (6-5)
	1988-89 (2-2-7)
	1986-87 (3-1-7)

### FEWEST OVERTIME GAMES

9	1994-95 (0-1-8)
	1989-90 (2-1-6)
	1983-84 (1-3-5)
At Home	
3	1984-85 (1-0-2)
4	Three times; most recent 1994-95 (0-1-3)
On Road	
3	1992-93 (1-1-1)
	1983-84 (0-1-2)
4	1993-94 (2-1-1)

### MOST GOALS SCORED

330	1991-92
325	1992-93
322	1984-85
At Home	
189	1981-82
179	1983-84
176	1985-86
On Road	
159	1991-92
158	1992-93
157	2009-10

### FEWEST GOALS SCORED

136	1994-95
181	1974-75
195	1977-78
At Home	
75	1994-95
97	2003-04
98	1974-75
On Road	
61	1994-95
83	1974-75
89	Twice; most recent 2003-04

### FEWEST GOALS ALLOWED

120	1994-95
191	2010-11
194	1999-00
At Home	
48	1994-95
83	1999-00
94	2010-11
	1997-98
On Road	
72	1994-95
97	2010-11
107	1998-99
	1995-96

### MOST GOALS ALLOWED

446	1974-75
394	1975-76
338	Twice; most recent 1981-82
At Home	
191	1974-75
166	1975-76
162	1978-79
On Road	
256	1974-75
223	1975-76
186	1981-82

### MOST SHUTOUTS

9	1995-96
8	2010-11
	1983-84

### At Home

7	1995-96
4	Four times; most recent 2010-11

### On Road

5	1998-99
	1983-84
4	Three; most recent 2010-11

### FEWEST SHUTOUTS

0	Four times; most recent 1991-92
At Home	
0	Six times; most recent 2005-06
On Road	
0	Ten times; most recent 2006-07

### MOST TIMES SHUTOUT

12	1974-75
11	2010-11
	1998-99
At Home	
9	1974-75
5	1975-76
4	Five times; most recent 2010-11
On Road	
7	2010-11
	1998-99
5	Three times; most recent 1996-97

### FEWEST TIMES SHUTOUT

0	Four times; most recent 1991-92
At Home	
0	11 times; most recent 2009-10
On Road	
0	Five times; most recent 1991-92

### 50-PLUS GOAL SCORERS

2	1984-85 (Carpenter, Gartner)
---	------------------------------

### 40-PLUS GOAL SCORERS

3	1988-89 (Ciccarelli, Courtnall, Ridley)
---	---

### 30-PLUS GOAL SCORERS

5	1981-82 (Maruk, Walter, Gartner, Carpenter, Valentine)
---	--

### 20-PLUS GOAL SCORERS

9	1992-93 (Bondra, Hatcher, Khristich, Ridley, Iafate, Elynuik, Cote, Pivonka, Hunter)
---	--

### LONGEST UNBEATEN STREAK

14	1/13/10 to 2/7/10 (14-0-0)
	1/17/84 to 2/18/84 (13-0-1)
	11/24/82 to 12/23/82 (9-0-5)

### At Home

13	1/5/10 to 3/6/10 (13-0-0)
	12/27/99 to 2/23/00 (11-0-2)
	11/25/92 to 1/31/93 (9-0-4)

### On Road

10	11/24/82 to 1/8/83 (6-0-4)
9	2/7/01 to 3/7/01 (8-0-1)
	11/21/84 to 12/20/84 (6-0-3)

### LONGEST WINNING STREAK

14	1/13/10 to 2/7/10 (14-0-0)
10	1/27/84 to 2/18/84
9	2/26/11 to 3/16/11 (9-0-0)

### At Home

13	1/5/10 to 3/6/10 (13-0-0)
10	1/4/00 to 2/23/00
9	12/4/08 to 1/6/09

### On Road

6	2/20/11 to 3/16/11 (6-0-0)
	2/26/84 to 4/1/84
5	Five times; most recent 1/13/10 to 2/4/10

### LONGEST WINLESS STREAK

25	11/29/75 to 1/21/76 (0-22-3)
20	10/28/77 to 12/6/77 (0-15-5)
17	Twice; most recent 2/18/75 to 3/26/75 (0-17-0)

### At Home

14	12/3/75 to 1/21/76 (0-11-3)
11	10/19/77 to 12/6/77 (0-9-2)
	2/18/75 to 3/30/75 (0-11-0)

### On Road

37	10/9/74 to 3/26/75 (0-37-0)
16	11/1/75 to 1/27/76 (0-16-0)
12	2/2/77 to 3/13/77 (0-8-4)



# Record Book

## LONGEST LOSING STREAK

17	2/18/75 to 3/26/75
13	10/11/81 to 11/11/81
12	12/29/75 to 1/21/76

### At Home

11	2/18/75 to 3/30/75
7	2/10/07 to 3/12/07 (0-4-3)
	10/14/81 to 11/11/81
	12/29/75 to 1/21/76

### On Road

37	10/9/74 to 3/26/75
16	11/1/75 to 1/27/76
9	3/6/07 to 3/31/07 (0-8-1)

## LONGEST SHUTOUT STREAK

203:52	1/27/84 to 2/3/84
200:04	3/26/96 to 3/31/96
184:04	3/18/95 to 3/25/95

## MOST CONSECUTIVE GAMES POSTING A SHUTOUT

2	Eight times; most recent 3/18/98 to 3/20/98
---	---

## LONGEST SCORELESS STREAK

181:15	10/25/89 - 10/31/89
--------	---------------------

## MOST CONSECUTIVE GAMES BEING SHUT OUT

2	Eight times; most recent 3/6/07 to 3/9/07
---	---

## MOST CONSECUTIVE GAMES WITHOUT BEING SHUTOUT

244	10/31/89 to 11/11/92
-----	----------------------

### At Home

194	11/14/78 to 10/8/83
-----	---------------------

### On Road

96	3/15/86 to 12/7/88
----	--------------------

## BEST POWER PLAY PERCENTAGE

25.23	2009-10 (79-313)
25.22	2008-09 (85-337)
23.87	1984-85 (79-331)

## WORST POWER PLAY PERCENTAGE

12.2	1977-78 (34-278)
12.9	1974-75 (48-372)
13.3	1976-77 (39-293)

## BEST PENALTY KILLING PERCENTAGE

89.2	1997-98 (39-361)
86.7	1983-84 (39-293)
86.2	1999-00 (47-341)

## WORST PENALTY KILLING PERCENTAGE

71.3	1974-75 (94-328)
71.9	1977-78 (73-260)
73.8	1979-80 (65-248)

## MOST POWER-PLAY GOALS

97	1992-93 (445 PP, 21.8)
96	1988-89 (443 PP, 21.7)
94	1987-88 (469 PP, 20.0)

## FEWEST POWER-PLAY GOALS

34	1977-78 (278 PP, 12.2)
39	1976-77 (293 PP, 13.3)
43	1999-00 (287 PP, 15.0)

## MOST POWER-PLAY CHANCES

490	2005-06 (72 PPG, 14.7)
469	1987-88 (94 PPG, 20.0)
445	1992-93 (97 PPG, 21.8)

## FEWEST POWER-PLAY CHANCES

226	1994-95 (45 PPG, 19.9)
263	2010-11 (46 PPG, 17.5)
278	1977-78 (34 PPG, 12.2)

## FEWEST POWER-PLAY GOALS ALLOWED

34	1994-95 (220 PPA, 84.5)
39	1997-98 (361 PPA, 89.2)
	1983-84 (293 PPA, 86.7)

## MOST POWER-PLAY GOALS ALLOWED

116	2005-06 (550 PPA, 78.9)
94	1974-75 (328 PPA, 71.3)
83	1980-81 (318 PPA, 73.9)

## MOST TIMES SHORTHANDED

550	2005-06 (116 PPGA, 78.9)
433	1992-93 (74 PPGA, 82.9)
414	2006-07 (82 PPGA, 80.2)

## FEWEST TIMES SHORTHANDED

220	1994-95 (34 PPGA, 84.5)
248	1979-80 (65 PPGA, 73.8)
252	1975-76 (64 PPGA, 74.6)

## MOST SHORTHANDED GOALS

15	2005-06
14	1997-98
	1991-92

## FEWEST SHORTHANDED GOALS

2	1977-78, 2001-02
	1975-76
3	1982-83

## FEWEST SHORTHANDED GOALS ALLOWED

2	1994-95
3	1999-00
	1975-76

## MOST SHORTHANDED GOALS ALLOWED

18	2005-06
	1983-84
	1974-75
15	Six times; most recent 1991-92

## MOST PENALTY MINUTES

2,204	1989-90
2,007	1993-94
1,922	1981-82

## FEWEST PENALTY MINUTES

926	2010-11
940	2009-10
951	1975-76

## TEAM RECORDS – GAME

### MOST GOALS

12	2/6/90 in a 12-2 win vs. QUE
----	------------------------------

### At Home

12	2/6/90 in a 12-2 win vs. QUE
----	------------------------------

### On Road

10	Three times; most recent 2/13/93 in a 10-3 win @ LA
----	---

### MOST GOALS, BOTH TEAMS

18	2/22/81 in an 11-7 loss vs. QUE
----	---------------------------------

### At Home

18	2/22/81 in an 11-7 loss vs. QUE
----	---------------------------------

### On Road

16	Twice; most recent 2/11/93 in a 10-6 win @ STL
----	--

### MOST GOALS ALLOWED

14	12/21/75 in a 14-2 loss @ BUF
12	3/15/75 in a 12-1 loss @ PIT
	12/14/74 in a 12-1 loss @ BOS

### At Home

11	Four times; most recent 11/13/02 in an 11-5 loss vs. OTT
----	--

### On Road

14	12/21/75 in a 14-2 loss @ BUF
----	-------------------------------

## MOST ASSISTS

20	3/3/08 in a 10-2 win vs. BOS
	2/6/90 in a 12-2 win vs. QUE

### At Home

20	3/3/08 in a 10-2 win vs. BOS
	2/6/90 in a 12-2 win vs. QUE

### On Road

17	2/13/93 in a 10-3 win @ LA
----	----------------------------

## MOST POINTS

32	2/6/90 in a 12-2 win vs. QUE
----	------------------------------

### At Home

32	2/6/90 in a 12-2 win vs. QUE
----	------------------------------

### On Road

27	2/13/93 in a 10-3 win @ LA
----	----------------------------

## MOST UNANSWERED GOALS

9	Four times; most recent 2/3/99 in a 10-1 win vs. TB
---	---

### At Home

9	Four times; most recent 2/3/99 in a 10-1 win vs. TB
---	---

### On Road

8	Twice; most recent 10/29/91 in an 8-0 win @ PIT
---	---

## MOST UNANSWERED GOALS ALLOWED

11	4/2/77 in an 11-0 loss @ MTL
10	1/4/75 in a 10-0 loss @ MTL

## BIGGEST WINNING MARGIN

10	2/6/90 in a 12-2 win vs. QUE
9	Four times; most recent 2/3/99 in a 10-1 win vs. TB

### At Home

10	2/6/90 in a 12-2 win vs. QUE
9	Four times; most recent 2/3/99 in a 10-1 win vs. TB

### On Road

8	10/29/91 in an 8-0 win @ PIT
	1/2/89 in an 8-0 win @ PIT
	1/28/84 in an 8-0 win @ TOR

## BIGGEST WINNING MARGIN, SHUTOUT

9	3/12/96 in a 9-0 win vs. VAN
---	------------------------------

### At Home

9	3/12/96 in a 9-0 win vs. VAN
---	------------------------------

### On Road

8	10/29/91 in an 8-0 win @ PIT
	1/2/89 in an 8-0 win @ PIT
	1/28/84 in an 8-0 win @ TOR

## BIGGEST LOSING MARGIN

12	12/21/75 in 14-2 loss @ BUF
----	-----------------------------

### At Home

11	Three times; most recent 4/22/77 in an 11-0 loss @ MTL
----	--

### On Road

10	11/10/79 in an 11-1 loss vs. MTL
----	----------------------------------

### At Home

12	12/21/74 in 14-2 loss @ BUF
11	Three times; most recent 4/22/77 in an 11-0 loss @ MTL

### On Road

11	4/22/77 in an 11-0 loss @ MTL
----	-------------------------------

## BIGGEST LOSING MARGIN, SHUTOUT

11	4/22/77 in an 11-0 loss @ MTL
----	-------------------------------

### At Home

8	3/4/75 in an 8-0 loss vs. BOS
---	-------------------------------

### On Road

11	4/22/77 in an 11-0 loss @ MTL
10	1/4/75 in a 10-0 loss @ MTL

## HIGHEST TIE SCORE

7-7	10/25/85 @ WPG
	11/26/80 @ DET

## SCORELESS TIE

0-0	4/5/02 vs. OTT
	10/30/98 @ CGY
	12/10/88 @ MTL

## MOST POWER-PLAY GOALS

7	3/13/87 in a 10-2 win vs. TOR
---	-------------------------------

## MOST POWER-PLAY GOALS, BOTH TEAMS

8	Three times; most recent 3/13/87 (10-2 win vs. TOR)
---	---

## MOST POWER-PLAY GOALS ALLOWED

5	Twice; most recent 1/4/75 in a 10-0 loss @ MTL
---	--

## MOST SHORTHANDED GOALS

3	Three times; most recent 1/10/92 in a 7-4 win vs. LA
---	--

## MOST SHORTHANDED GOALS, BOTH TEAMS

4	12/15/83 in a 3-1 loss @ PHI
---	------------------------------

## MOST SHORTHANDED GOALS ALLOWED

3	Four times; most recent 4/7/06 in a 4-3 loss vs. CAR
---	--

## MOST PENALTY MINUTES

177	12/21/80 in a 6-0 win @ PHI
-----	-----------------------------

### At Home

147	2/10/91 in a 5-2 win vs. PHI
-----	------------------------------

### On Road

177	12/21/80 in a 6-0 win @ PHI
-----	-----------------------------

## MOST PENALTY MINUTES, BOTH TEAMS

344	12/21/80 in a 6-0 win @ PHI
-----	-----------------------------

### At Home

294	2/10/91 in a 5-2 win vs. PHI
-----	------------------------------

### On Road

344	12/21/80 in a 6-0 win @ PHI
-----	-----------------------------

## MOST PENALTY MINUTES, OPPONENT

167	12/21/80 in a 6-0 win @ PHI
-----	-----------------------------

### At Home

147	2/10/91 in a 5-2 win vs. PHI
-----	------------------------------

### On Road

167	12/21/80 in a 6-0 win @ PHI
-----	-----------------------------

## FEWEST PENALTY MINUTES, BOTH TEAMS

2	Twice; most recent 2/17/78 in a 2-0 loss vs. MTL
---	--

### At Home

2	Twice; most recent 2/17/78 in a 2-0 loss vs. MTL
---	--

### On Road

4	2/15/75 in a 7-1 loss @ STL
---	-----------------------------

## MOST SHOTS

55	12/18/05 (3-2 loss vs. FLA)
----	-----------------------------

### At Home

53	12/11/81 (11-2 win vs. TOR)
----	-----------------------------

### On Road

52	Twice, most recent 3/8/10 (4-3 SO loss vs. DAL)
----	---

### At Home

55	12/18/05 (3-2 loss vs. FLA)
----	-----------------------------

### On Road

53	12/11/81 (11-2 win vs. TOR)
----	-----------------------------

### At Home

52	3/8/10 (4-3 SO loss vs. DAL)
----	------------------------------

### On Road

52	12/8/96 (2-2 tie @ BUF)
----	-------------------------

## MOST SHOTS, BOTH TEAMS

97	4/15/06 (2-1 SO win at FLA)
----	-----------------------------

### At Home

90	Three times; most recent 1/13/93 (2-1 loss @ NYR)
----	---

### On Road

89	12/18/05 (3-2 loss vs. FLA)
----	-----------------------------

### At Home

84	3/25/88 (5-3 win vs. PHI)
----	---------------------------

### On Road

97	4/15/06 (2-1 SO win at FLA)
----	-----------------------------

### At Home

90	Three times; most recent 1/13/93 (2-1 loss @ NYR)
----	---



# Record Book

## MOST SHOTS ALLOWED

65	3/15/75 in a 12-1 loss @ PIT
At Home	
54	12/19/75 in a 7-5 loss vs. PHI
On Road	
65	3/15/75 in a 12-1 loss @ PIT

## FEWEST SHOTS

7	2/12/78 in a 4-1 loss @ PHI
At Home	
13	3/9/75 in a 4-2 loss vs. TOR
On Road	
7	2/12/78 in a 4-1 loss @ PHI

## FEWEST SHOTS, BOTH TEAMS

29	12/11/90 in a 4-1 win vs. PHI
At Home	
29	12/11/90 in a 4-1 win vs. PHI
On Road	
30	11/27/98 in a 4-0 loss @ DAL

## FEWEST SHOTS ALLOWED

10	10/13/08 in a 5-1 win vs. VAN
11	11/3/95 in a 3-2 loss vs. FLA
At Home	
10	10/13/08 in a 5-1 win vs. VAN
11	11/3/95 in a 3-2 loss vs. FLA
On Road	
12	1/17/96 in a 3-2 win @ CHI

## BIGGEST COMEBACK WIN

At Home	
4	12/15/79 in a 5-4 win vs. NYR
On Road	
4	12/23/08 in a 5-4 win at NYR
	10/23/91 in a 6-5 win at EDM
	2/2/86 in a 5-4 win at HFD

## TEAM RECORDS – PERIOD

### MOST GOALS

8	2/3/99 in a 10-1 win vs. TB
At Home	
8	2/3/99 in a 10-1 win vs. TB
On Road	
7	2/13/93 in a 10-3 win at LA

### MOST GOALS, BOTH TEAMS

9	Five times; most recent 2/3/98 in a 10-1 win vs. TB
At Home	
9	Three times; most recent 2/3/98 in a 10-1 win vs. TB
On Road	
9	1/8/90 in an 8-6 loss at TOR
	11/26/80 in a 7-7 tie @ DET

### MOST GOALS ALLOWED

8	12/21/75 in a 14-2 loss at Buffalo
At Home	
6	Three times; most recent 12/23/81 in a 7-4 loss vs. BOS
On Road	
8	12/21/75 in a 14-2 loss at Buffalo

### MOST POINTS

22	2/3/99 in a 10-1 win vs. TB
At Home	
22	2/3/99 in a 10-1 win vs. TB
On Road	
20	2/13/93 in a 10-3 win at LA

### MOST PENALTY MINUTES

143	11/21/98 in a 5-4 loss at BOS
At Home	
111	3/27/82 in a 4-4 tie vs. PHI
On Road	
143	11/21/98 in a 5-4 loss at BOS

## MOST PENALTY MINUTES, BOTH TEAMS

264	11/21/98 in a 5-4 loss at BOS
At Home	
222	3/27/82 in a 4-4 tie vs. PHI
On Road	
264	11/21/98 in a 5-4 loss at BOS

## MOST SHOTS

26	12/18/10 in a 3-2 loss at BOS
25	12/20/08 in a 7-1 loss at PHI
	2/3/98 in a 10-1 win vs. TB
At Home	
25	2/3/98 in a 10-1 win vs. TB
On Road	
26	12/18/10 in a 3-2 loss at BOS
25	12/20/08 in a 7-1 loss at PHI
24	4/15/06 in a 2-1 SO win at FLA

## FEWEST SHOTS

1	15 times; most recent 11/19/05 in a 5-1 win at MTL
At Home	
1	Seven times; most recent 3/20/03 in 2-2 tie vs. ATL
On Road	
1	Eight times; most recent 11/19/05 in a 5-1 win at MTL

## MOST SHOTS, BOTH TEAMS

38	12/11/81 in an 11-2 win vs. TOR
At Home	
38	12/11/81 in an 11-2 win vs. TOR
On Road	
35	Three times; most recent 4/15/06 in a 2-1 SO win at FLA

## FEWEST SHOTS, BOTH TEAMS

4	12/11/90 in a 3-1 loss vs. PHI
At Home	
4	12/11/90 in a 3-1 loss vs. PHI
On Road	
7	Six times; most recent 2/9/99 in a 2-1 win at NYI

## MOST SHOTS ALLOWED

28	10/20/05 in a 3-2 loss at FLA
27	1/13/07 in a 7-3 loss at FLA
	3/15/75 in a 12-1 loss at PIT
At Home	
23	12/8/95 in a 2-2 tie vs. BUF
On Road	
28	10/20/05 in a 3-2 loss at FLA
27	1/13/07 in a 7-3 loss at FLA
	3/15/75 in a 12-1 loss at PIT

## FEWEST SHOTS ALLOWED

0	3/17/09 in a 3-0 win at FLA
	2/15/03 in a 2-1 win at FLA
	2/24/94 in a 2-1 win at FLA
	12/26/75 in a 1-1 tie vs. MIN
At Home	
0	12/26/75 in a 1-1 tie vs. MIN
On Road	
0	3/17/09 in a 3-0 win at FLA
	2/15/03 in a 2-1 win at FLA
	2/24/94 in a 2-1 win at FLA

## TEAM RECORDS – FASTEST GOALS

FASTEST GOAL, START OF A GAME	
0:08	Alexander Semin, 11/11/09 in a 5-4 shootout win vs. NYI
	Gaetan Duchesne, 3/14/87 in a 3-3 tie at STL

## FASTEST GOAL AGAINST, START OF A GAME

0:08	Greg Paslawski, 10/29/85 in a 6-3 win vs. STL
------	---

## FASTEST GOAL, START OF A PERIOD

0:05	Bengt Gustafsson, 1/18/83 in a 4-1 win vs. PHI
------	--

## FASTEST GOAL AGAINST, START OF A PERIOD

0:07	Garry Unger, 12/8/74 in a 3-1 Loss vs. STL
------	--

## FASTEST GOAL, START OF OVERTIME

0:06	Alex Ovechkin, 12/15/06 in a 3-2 win at ATL
------	---

## FASTEST TWO GOALS, BOTH TEAMS

0:06	Valeri Kamensky (NYR) and Peter Bondra (WSH), 11/9/00 in a 5-3 Loss vs. NYR
0:07	Twice; most recent Chris Valentine (WSH) and Glenn Anderson (EDM), 11/2/83 in an 11-3 loss at EDM

## FASTEST TWO GOALS, CAPITALS PLAYER

0:10	Stephen Leach, 11/23/90 in a 7-3 win vs. PIT
------	--

## FASTEST TWO GOALS, CAPITALS TEAM

0:06	Mike Ridley and Kelly Miller, 11/14/87 in a 4-1 win vs. MIN
	Gaetan Duchesne and Mark Taylor, 10/27/85 in a 4-2 win @ CHI

## FASTEST TWO GOALS, OPPOSING TEAM

0:08	Don Luce and Gary McAdam, 3/20/77 in a 6-2 loss vs. BUF
------	---

## FASTEST THREE GOALS, BOTH TEAMS

0:27	Don Jackson (EDM), Chris Valentine (WSH) and Glenn Anderson (EDM), 11/2/83 in an 11-3 loss at EDM
------	---

## FASTEST THREE GOALS, CAPITALS PLAYER

2:06	Peter Bondra, 2/5/94 in a 6-3 win vs. TB
------	--

## FASTEST THREE GOALS, CAPITALS TEAM

0:21	Michal Pivonka and Stephen Leach (2), 11/23/90 in a 7-3 win vs. PIT
------	---

## FASTEST THREE GOALS, OPPOSING TEAM

0:29	Larry Murphy and Kevin Stevens (2), 1/26/93 in a 6-3 loss at PIT
------	--

## FASTEST FOUR GOALS, BOTH TEAMS

1:26	Andre Boudrias (VAN), Mike Marson (WSH), Tracy Pratt (VAN) and Gerry O'Flaherty (VAN), 12/17/74 in a 4-2 loss at VAN
------	--

## FASTEST FOUR GOALS, CAPITALS PLAYER

4:12	Peter Bondra, 2/5/94 in a 6-3 win vs. TB
------	--

## FASTEST FOUR GOALS, CAPITALS TEAM

1:56	Garry Galley, David Jensen (2), Ed Kastelic, 3/13/87 in a 10-2 win vs. TOR
------	--

## FASTEST FOUR GOALS, OPPOSING TEAM

1:36	Yvon Lambert, Steve Shutt, Guy L apointe and Bob Gainey, 4/2/77 in an 11-0 loss at MTL
------	--

## FASTEST FIVE GOALS, BOTH TEAMS

3:03	Mike Gartner, Garry Galley, David Jensen (2) and Ed Kastelic, 3/13/87 in a 10-2 win vs. TOR
------	---

## FASTEST FIVE GOALS, CAPITALS PLAYER

24:46	Peter Bondra, 2/5/94 in a 6-3 win vs. TB
-------	--

## FASTEST FIVE GOALS, CAPITALS TEAM

3:03	Mike Gartner, Garry Galley, David Jensen (2) and Ed Kastelic, 3/13/87 in a 10-2 win vs. TOR
------	---

## FASTEST FIVE GOALS, OPPOSING TEAM

4:57	Rick Martin (2), Gil Perreault, Danny Gare and Don Luce, 12/21/75 in a 14-2 loss at BUF
------	---

## INDIVIDUAL – CAREER

### MOST SEASONS

16	Olie Kolzig
14	Peter Bondra
	Calle Johansson

### MOST GAMES PLAYED

983	Calle Johansson
961	Peter Bondra
940	Kelly Miller
By Defenseman	
983	Calle Johansson
726	Rod Langway
685	Kevin Hatcher

### MOST POINTS

825	Peter Bondra
789	Mike Gartner
<b>614</b>	<b>Alex Ovechkin</b>
By Defenseman	
474	Calle Johansson
429	Scott Stevens
426	Kevin Hatcher

### MOST GOALS

472	Peter Bondra
397	Mike Gartner
<b>301</b>	<b>Alex Ovechkin</b>
By Defenseman	
149	Kevin Hatcher
144	Sergei Gonchar
110	Calle Johansson

### MOST ASSISTS

418	Michal Pivonka
392	Mike Gartner
375	Dale Hunter
By Defenseman	
361	Calle Johansson
331	Scott Stevens
277	Kevin Hatcher

### MOST POWER-PLAY GOALS

137	Peter Bondra
98	Mike Gartner
	<b>Alex Ovechkin</b>
By Defenseman	
53	Sergei Gonchar
	Calle Johansson
50	Kevin Hatcher





# Record Book

## MOST SHORTHANDED GOALS

32	Peter Bondra
17	Mike Ridley
	Bengt Gustafsson

### By Defenseman

5	Sylvain Cote
	Kevin Hatcher
4	Calle Johansson

## MOST GAME-WINNING GOALS

73	Peter Bondra
54	Mike Gartner
<b>52</b>	<b>Alex Ovechkin</b>

### By Defenseman

24	Kevin Hatcher
17	Sergei Gonchar
16	Calle Johansson

## MOST OVERTIME GOALS

<b>10</b>	<b>Alex Ovechkin</b>
5	Peter Bondra
	<b>Mike Green</b>
	Kelly Miller

### By Defenseman

<b>5</b>	<b>Mike Green</b>
----------	-------------------

## MOST HAT TRICKS

19	Peter Bondra
13	Mike Gartner
10	Dennis Maruk
	<b>Alex Ovechkin</b>

### By Defenseman

1	Sergei Gonchar
	Kevin Hatcher

## BEST PLUS-MINUS RATING

+117	Rod Langway
<b>+90</b>	<b>Nicklas Backstrom</b>
+88	<b>Alex Ovechkin</b>
	Scott Stevens

## MOST PENALTY MINUTES

2003	Dale Hunter
1630	Scott Stevens
1220	Craig Berube

### By Defenseman

1630	Scott Stevens
999	Kevin Hatcher
756	Yvon Labre

## GOALTENDER – CAREER

### MOST SEASONS

16	Olie Kolzig
6	Don Beaupre
	Al Jensen

### MOST GAMES PLAYED

711	Olie Kolzig
269	Don Beaupre
173	Al Jensen

### MOST MINUTES

41,259	Olie Kolzig
15,186	Don Beaupre
9,614	Al Jensen

### MOST WINS

301	Olie Kolzig
128	Don Beaupre
94	Al Jensen

### MOST LOSSES

293	Olie Kolzig
96	Don Beaupre
94	Ron Low

## MOST TIES

63	Olie Kolzig
27	Don Beaupre
21	Bernie Wolfe

## HIGHEST WINNING PERCENTAGE

.694	Jose Theodore (62-24-12)
<b>.678</b>	<b>Michal Neuvirth (38-17-4)</b>
.655	Semyon Varlamov (30-13-12)

## MOST SHUTOUTS

35	Olie Kolzig
14	Jim Carey
12	Don Beaupre

## LOWEST GAA

2.37	Jim Carey
<b>2.39</b>	<b>Michal Neuvirth</b>
2.55	Rick Tabaracci
	Semyon Varlamov

## MOST GOALS AGAINST

1,860	Olie Kolzig
773	Don Beaupre
631	Ron Low

## HIGHEST SAVE PERCENTAGE

.917	Semyon Varlamov
<b>.913</b>	<b>Michal Neuvirth</b>
.906	Olie Kolzig

## MOST SHOTS FACED

19,873	Olie Kolzig
6,813	Don Beaupre
5,261	Ron Low

## MOST SAVES MADE

18,013	Olie Kolzig
6,040	Don Beaupre
4,630	Ron Low

## MOST ASSISTS

17	Olie Kolzig
9	Mike Palmateer
6	Pete Peeters

## MOST PENALTY MINUTES

114	Don Beaupre
107	Olie Kolzig
44	Ron Low

## INDIVIDUAL – SEASON

### MOST POINTS

136	Dennis Maruk (1981-82)
<b>112</b>	<b>Alex Ovechkin (2007-08)</b>
<b>110</b>	<b>Alex Ovechkin (2008-09)</b>
By Defenseman	
81	Larry Murphy (1986-87)
By Rookie	
<b>106</b>	<b>Alex Ovechkin (2005-06)</b>
<b>69</b>	<b>Nicklas Backstrom (2007-08)</b>

### MOST GOALS

<b>65</b>	<b>Alex Ovechkin (2007-08)</b>
60	Dennis Maruk (1981-82)
<b>56</b>	<b>Alex Ovechkin (2008-09)</b>

### By Defenseman

34	Kevin Hatcher (1992-93)
----	-------------------------

### By Rookie

<b>52</b>	<b>Alex Ovechkin (2005-06)</b>
-----------	--------------------------------

### At Home

<b>34</b>	<b>Alex Ovechkin (2008-09)</b>
<b>32</b>	<b>Alex Ovechkin (2007-08)</b>

### On Road

<b>33</b>	<b>Alex Ovechkin (2007-08)</b>
-----------	--------------------------------

## MOST ASSISTS

76	Dennis Maruk (1981-82)
69	Adam Oates (2000-01)
<b>68</b>	<b>Nicklas Backstrom (2009-10)</b>

### By Defenseman

61	Scott Stevens (1988-89)
----	-------------------------

### By Rookie

<b>55</b>	<b>Nicklas Backstrom (2007-08)</b>
-----------	------------------------------------

## MOST POWER-PLAY GOALS

<b>22</b>	<b>Alex Ovechkin (2007-08)</b>
	Peter Bondra (2000-01)
<b>21</b>	<b>Alex Ovechkin (2005-06)</b>

### By Defenseman

<b>18</b>	<b>Mike Green (2008-09)</b>
16	Scott Stevens (1984-85)

### By Rookie

<b>21</b>	<b>Alex Ovechkin (2005-06)</b>
-----------	--------------------------------

## MOST SHORT-HANDED GOALS

6	Mike Gartner (1986-87)
	Peter Bondra (1994-95)
5	Five times; most recent Matt Pettinger (2005-06)

### By Defenseman

2	Six times; most recent Sylvain Cote (1993-94)
---	---

### By Rookie

<b>4</b>	<b>Jeff Halpern (1999-00)</b>
----------	-------------------------------

## MOST GAME-WINNING GOALS

13	Peter Bondra (1997-98)
<b>11</b>	<b>Alex Ovechkin (2010-11)</b>
	<b>Alex Ovechkin (2007-08)</b>
	Mike Gartner (1984-85)

### By Defenseman

6	Kevin Hatcher (1992-93)
---	-------------------------

### By Rookie

<b>5</b>	<b>Alex Ovechkin (2005-06)</b>
	Chris Valentine (1981-82)

## MOST OVERTIME GOALS

<b>3</b>	<b>Alex Ovechkin (2010-11)</b>
	Mike Green (2007-08)

## HIGHEST SHOOTING PERCENTAGE

28.9	Bill Riley (1976-77)
26.3	Craig Laughlin (1985-86)
25.6	Wes Jarvis (1979-80)

## MOST PENALTY MINUTES

339	Alan May (1989-90)
305	Craig Berube (1993-94)
291	Neil Sheehy (1989-90)

### By Defenseman

291	Neil Sheehy (1989-90)
-----	-----------------------

### By Rookie

207	Gord Lane (1976-77)
-----	---------------------

## BEST PLUS-MINUS RATING

<b>+48</b>	<b>Jeff Schultz (2009-10)</b>
<b>+46</b>	<b>Alex Ovechkin (2009-10)</b>
<b>+38</b>	<b>Nicklas Backstrom (2009-10)</b>

## MOST SHOTS ON GOAL

<b>528</b>	<b>Alex Ovechkin (2008-09)</b>
<b>446</b>	<b>Alex Ovechkin (2007-08)</b>
<b>425</b>	<b>Alex Ovechkin (2005-06)</b>

## MOST HAT TRICKS

4	Four times; most recent <b>Alexander Semin (2010-11)</b>
---	--

### By Defenseman

1	Sergei Gonchar (1999-00)
	Kevin Hatcher (1992-93)

### By Rookie

2	Tony White (1975-76)
<b>1</b>	<b>Six times; most recent Alex Ovechkin (2005-06)</b>

## MOST CONSECUTIVE GAMES WITH A POINT

17	Mike Gartner, 10/13/84 to 11/21/84, 12-16-28
	Mike Gartner, 2/26/81 to 4/4/81, 17-9-26

### By Defenseman

10	Al Iafrate, 11/25/92 to 12/12/92, 7-13-20
	Robert Picard, 12/17/78 to 1/9/79, 7-13-20

### By Rookie

<b>11</b>	<b>Alex Ovechkin, 3/18/06 to 4/7/06, 5-12-17</b>
-----------	--

## MOST CONSECUTIVE GAMES WITH A POINT TO BEGIN A CAREER

<b>8</b>	<b>Alex Ovechkin, 10/5/05 to 10/20/05, 6-4-10</b>
----------	---

## MOST CONSECUTIVE GAMES WITH A GOAL

9	Mike Gartner, 1/17/87 to 2/1/87, 12 goals
	Alan Haworth, 10/25/85 to 11/12/85, 11 goals

### By Defenseman

<b>8</b>	<b>Mike Green, 1/27/09 to 2/14/09, 10 goals</b>
----------	---

### By Rookie

<b>7</b>	<b>Alex Ovechkin, 2/10/06 to 3/8/06, 8 goals</b>
----------	--

## MOST CONSECUTIVE GAMES WITH AN ASSIST

9	Dave Christian, 2/6/87 to 3/1/87, 11 assists
	Bengt Gustafsson, 11/6/85 to 11/27/85, 11 assists

## MOST CONSECUTIVE GAMES PLAYED

422	Bob Carpenter, 10/7/81 to 11/22/86
-----	------------------------------------

## GOALTENDER – SEASON

### MOST GAMES PLAYED

73	Olie Kolzig (1999-00)
72	Olie Kolzig (2000-01)
71	Jim Carey (1995-96)

### MOST MINUTES

4,371	Olie Kolzig (1999-00)
4,278	Olie Kolzig (2000-01)
4,069	Jim Carey (1995-96)

### MOST WINS

41	Olie Kolzig (1999-00)
37	Olie Kolzig (2000-01)
35	Jim Carey (1995-96)

### MOST LOSSES

36	Ron Low (1974-75)
35	Olie Kolzig (2003-04)
31	Olie Kolzig (1998-99)
	Ron Low (1975-76)

### MOST TIES

11	Olie Kolzig (1999-00)
10	Olie Kolzig (1997-98)
	Wayne Stephenson (1979-80)

## HIGHEST WINNING PERCENTAGE

.761	Jose Theodore (2009-10)
.738	Al Jensen (1985-86)
.722	Jim Carey (1994-95)



# Record Book

## MOST SHUTOUTS

9	Jim Carey (1995-96)
5	Olie Kolzig (2000-01)
	Olie Kolzig (1999-00)
	Olie Kolzig (1997-98)
	Don Beaupre (1990-91)

## LOWEST GAA

2.13	Jim Carey (1994-95)
2.20	Olie Kolzig (1997-98)
2.23	Semyon Varlamov (2010-11)

## MOST GOALS AGAINST

235	Ron Low (1974-75)
208	Ron Low (1975-76)
206	Olie Kolzig (2005-06)
	Dave Parro (1981-82)

## HIGHEST SAVE PERCENTAGE

.924	Semyon Varlamov (2010-11)
.920	Olie Kolzig (1997-98)
.917	Olie Kolzig (1999-00)

## MOST SHOTS FACED

1,997	Olie Kolzig (2001-02)
1,987	Olie Kolzig (2005-06)
1,957	Olie Kolzig (1999-00)

## MOST SAVES MADE

1,805	Olie Kolzig (2001-02)
1,794	Olie Kolzig (1999-00)
1,781	Olie Kolzig (2005-06)

## MOST ASSISTS

8	Mike Palmateer (1980-81)
4	Pete Peeters (1986-87)
3	Four times; most recent: Jose Theodore (2008-09)

## MOST PENALTY MINUTES

30	Don Beaupre (1991-92)
24	Don Beaupre (1989-90)
22	Al Jensen (1983-84)

## MOST CONSECUTIVE GAMES PLAYED

22	Wayne Stephenson, 2/23/80 to 4/5/80 (11-8-3)
----	--

## LONGEST WINNING STREAK

10	Jose Theodore, 1/13/10 to 2/7/10
	Pat Riffin, 1/27/84 to 2/18/84

## LONGEST UNBEATEN STREAK

13	Pat Riffin, 1/27/84 to 2/18/84 (12-0-1)
----	---

## LONGEST SHUTOUT STREAK

203:52	Pat Riffin, 1/27/84 to 2/3/84
200:04	Jim Carey, 3/26/96 to 3/31/96
184:04	Jim Carey, 3/18/95 to 3/25/95

## INDIVIDUAL – GAME

### MOST POINTS

7	Jaromir Jagr, 1/11/03 in a 12-2 win vs. FLA
	Dino Ciccarelli, 3/18/89 in an 8-2 win at HFD

### At Home

7	Jaromir Jagr, 1/11/03 in a 12-2 win vs. FLA
---	---

### On Road

7	Dino Ciccarelli, 3/18/89 in an 8-2 win at HFD
---	---

### By Defenseman

5	Scott Stevens, 12/6/87 in a 10-3 win vs. LA
	Greg Theberge, 11/21/81 in a 10-4 win vs. PHI

### By Rookie

5	Greg Theberge, 11/21/81 in a 10-4 win vs. PHI
---	---

### MOST GOALS

5	Peter Bondra, 2/5/94 in a 6-3 win vs. TB
	Bengt Gustafsson, 1/8/84 in a 7-1 win at PHI
<b>4</b>	19 times; most recent <b>Alex Ovechkin, 1/31/08 in a 5-4 OT win vs. MTL</b>

### At Home

5	Peter Bondra, 2/5/94 in a 6-3 win vs. TB
---	--

### On Road

5	Bengt Gustafsson, 1/8/84 in a 7-1 win at PHI
---	--

### By Defenseman

3	Sergei Gonchar, 1/4/00 in a 6-1 win vs. MTL
	Kevin Hatcher, 1/13/93 in a 5-4 loss at NYR

### By Rookie

4	Jaroslav Svejksky, 4/13/97 in an 8-3 win at BUF
	Chris Valentine, 2/27/82 in a 7-1 win vs. HFD
	Bob Carpenter, 2/25/82 in a 9-1 win vs. STL

### MOST ASSISTS

6	Mike Ridley, 1/7/89 in a 6-3 win vs. CHI
---	--

### By Defenseman

5	Scott Stevens, 12/6/87 in a 10-3 win vs. LA
---	---

### By Rookie

<b>4</b>	<b>Nicklas Backstrom, 1/21/08 in a 6-5 SO win at PIT</b>
	<b>Nicklas Backstrom, 1/19/08 in a 5-3 win vs. FLA</b>
	Rolf Edberg, 3/10/79 in a 7-5 win vs. STL

### MOST PENALTY MINUTES

34	Randy Holt, 3/27/82 in a 4-4 tie vs. PHI
----	--

### MOST SAVES

52	Olie Kolzig, 3/3/00 in a 2-2 tie vs. DET
	Michel Belhumeur, 12/7/74 in an 8-2 loss at STL

## INDIVIDUAL – PERIOD

### MOST POINTS

5	Dennis Maruk, 3/5/82 in an 8-6 win vs. CGY
---	--

### MOST GOALS

4	Peter Bondra, 2/5/94 in a 6-3 win vs. TB
---	--

### MOST ASSISTS

4	Five times; most recent Adam Oates, 1/6/98 in a 5-3 win vs. TOR
---	---

### MOST PENALTY MINUTES

34	Randy Holt, 3/27/82 in a 4-4 tie vs. PHI
----	--





BUILDING AMERICA'S  
HOCKEY  
CAPITAL™



**PLAYOFF HISTORY**





# Playoff History

## YEAR-BY-YEAR PLAYOFF RECORDS

Year	Series	W	L	GP	W	L	GF	GA	Result
2010-11	2	1	1	9	4	5	23	24	Reached ECSF
2009-10	1	0	1	7	3	4	22	20	Reached ECQF
2008-09	2	1	1	14	7	7	41	38	Reached ECSF
2007-08	1	0	1	7	3	4	20	23	Reached ECQF
2002-03	1	0	1	6	2	4	15	14	Reached ECQF
2000-01	1	0	1	6	2	4	10	14	Reached ECQF
1999-00	1	0	1	5	1	4	8	17	Reached ECQF
1997-98	4	3	1	21	12	9	53	42	Reached SCF
1995-96	1	0	1	6	2	4	17	22	Reached ECQF
1994-95	1	0	1	7	3	4	27	29	Reached ECQF
1993-94	2	1	1	11	5	6	32	32	Reached ECSF
1992-93	1	0	1	6	2	4	22	23	Reached DSF
1991-92	1	0	1	7	3	4	27	23	Reached DSF
1990-91	2	1	1	11	5	6	29	34	Reached DF
1989-90	3	2	1	15	8	7	48	48	Reached CF
1988-89	1	0	1	6	2	4	19	25	Reached DSF
1987-88	2	1	1	14	7	7	55	51	Reached DF
1986-87	1	0	1	7	3	4	19	19	Reached DSF
1985-86	2	1	1	9	5	4	36	25	Reached DF
1984-85	1	0	1	5	2	3	12	14	Reached DSF
1983-84	2	1	1	8	4	4	28	26	Reached DF
1982-83	1	0	1	4	1	3	11	19	Reached DSF
<b>21-Year Totals</b>	<b>34</b>	<b>12</b>	<b>22</b>	<b>191</b>	<b>86</b>	<b>105</b>	<b>574</b>	<b>582</b>	

## ALL-TIME PLAYOFF RECORD VS. OPPONENTS – SERIES

Opponent	Series	W	L	Last Meeting	Round	Result
Boston	2	1	1	1997-98	ECQF	W 4-2
Buffalo	1	1	0	1997-98	ECF	W 4-2
Detroit	1	0	1	1997-98	SCF	L 0-4
Montreal	1	0	1	2009-10	ECQF	L 3-4
New Jersey	2	1	1	1989-90	ECQF	W 4-2
NY Islanders	6	1	5	1992-93	DSF	L 2-4
NY Rangers	6	4	2	2010-11	ECQF	W 4-1
Ottawa	1	1	0	1997-98	ECSF	W 4-1
Philadelphia	4	2	2	2007-08	ECQF	L 3-4
Pittsburgh	8	1	7	2008-09	ECSF	L 3-4
Tampa Bay	2	0	2	2010-11	ECSF	L 0-4

## ALL-TIME PLAYOFF RECORD VS. OPPONENTS – GAMES

Opponent	TOTAL					HOME					AWAY				
	GP	W	L	GF	GA	GP	W	L	GF	GA	GP	W	L	GF	GA
Boston	10	4	6	21	28	5	1	4	9	16	5	3	2	12	12
Buffalo	6	4	2	13	11	3	1	2	4	6	3	3	0	9	5
Detroit	4	0	4	7	13	2	0	2	2	6	2	0	2	5	7
Montreal	7	3	4	22	20	4	1	3	10	14	3	2	1	12	8
New Jersey	13	7	6	44	43	7	3	4	15	17	6	4	2	31	26
NY Islanders	30	12	18	89	98	18	8	10	47	53	12	4	8	45	47
NY Rangers	34	19	15	107	90	19	11	6	53	36	17	8	9	56	55
Ottawa	5	4	1	18	7	3	3	0	13	3	2	1	1	5	4
Philadelphia	23	12	11	85	78	13	8	5	39	38	10	4	6	35	35
Pittsburgh	49	19	29	143	164	25	11	14	65	73	24	8	16	82	93
Tampa Bay	10	2	8	25	30	5	0	5	9	16	5	2	3	16	14
<b>Totals</b>	<b>191</b>	<b>86</b>	<b>105</b>	<b>574</b>	<b>582</b>	<b>102</b>	<b>47</b>	<b>55</b>	<b>266</b>	<b>278</b>	<b>89</b>	<b>39</b>	<b>50</b>	<b>308</b>	<b>306</b>

## PLAYOFF RECORDS BY GAME

<b>GAME 1:</b>	21-13	Home: 14-7	Road: 7-6
<b>GAME 2:</b>	16-18	Home: 11-9	Road: 5-9
	When Leading, 1-0: 9-12		
	When Trailing, 0-1: 7-6		
<b>GAME 3:</b>	12-22	Home: 3-10	Road: 9-12
	When Leading, 2-0: 3-6		
	When Tied, 1-1: 8-11		
	When Trailing, 0-2: 1-5		
<b>GAME 4:</b>	16-16	Home: 7-7	Road: 9-9
	When Leading, 3-0: 0-0		
	When Leading, 2-1: 10-6		
	When Trailing, 1-2: 4-7		
	When Trailing, 0-3: 2-3		
<b>GAME 5:</b>	9-19	Home: 6-12	Road: 3-7
	When Leading, 3-1: 3-7		
	When Tied, 2-2: 2-8		
	When Trailing, 1-3: 4-4		
<b>GAME 6:</b>	10-10	Home: 3-3	Road: 7-7
	When Leading, 3-2: 5-4		
	When Trailing, 2-3: 5-6		
<b>GAME 7:</b>	2-7	Home: 2-6	Road: 0-1





# All-Time Playoff Scoring

	Player	GP	G	A	PTS	PIM	PP	SH	GW									
1.	Dale Hunter	100	25	47	72	372	11	0	2									
2.	Mike Ridley	76	19	41	60	40	3	1	2									
3.	Peter Bondra	73	30	26	56	54	13	0	6									
4.	Michal Pivonka	95	19	36	55	86	5	1	1									
5.	Calle Johansson	95	12	42	54	42	4	0	1									
6.	Scott Stevens	67	9	44	53	180	4	0	2									
7.	<b>Alex Ovechkin</b>	<b>37</b>	<b>25</b>	<b>25</b>	<b>50</b>	<b>18</b>	<b>6</b>	<b>0</b>	<b>4</b>									
8.	Kevin Hatcher	83	16	32	48	224	4	2	1									
9.	Kelly Miller	100	17	30	47	59	1	4	2									
10.	Mike Gartner	47	16	27	43	61	4	0	1									
11.	Joseph Juneau	44	13	28	41	22	3	1	5									
12.	Dave Christian	49	17	19	36	17	4	0	1									
13.	Dino Ciccarelli	32	21	14	35	54	8	0	3									
14.	<b>Nicklas Backstrom</b>	<b>37</b>	<b>12</b>	<b>20</b>	<b>32</b>	<b>18</b>	<b>5</b>	<b>0</b>	<b>1</b>									
15.	Sergei Gonchar	51	13	18	31	48	5	1	3									
16.	<b>Alexander Semin</b>	<b>37</b>	<b>12</b>	<b>18</b>	<b>30</b>	<b>36</b>	<b>3</b>	<b>0</b>	<b>3</b>									
17.	Bengt-Ake Gustafsson	32	9	19	28	16	6	0	1									
18.	Dmitri Khristich	45	9	17	26	33	4	0	1									
	Larry Murphy	42	9	17	26	51	5	0	2									
20.	<b>Mike Green</b>	<b>36</b>	<b>5</b>	<b>20</b>	<b>25</b>	<b>47</b>	<b>4</b>	<b>0</b>	<b>0</b>									
21.	Robert Gould	50	12	12	24	50	1	2	1									
22.	Bobby Carpenter	32	10	13	23	53	3	0	1									
	<b>Brooks Laich</b>	<b>37</b>	<b>7</b>	<b>16</b>	<b>23</b>	<b>20</b>	<b>2</b>	<b>0</b>	<b>1</b>									
24.	John Druce	34	16	4	20	32	9	1	5									
	Sylvain Cote	40	6	14	20	30	1	0	0									
	Adam Oates	32	6	14	20	12	1	1	1									
	Geoff Courtnall	21	6	14	20	44	2	0	2									
28.	Alan Haworth	32	8	11	19	24	2	0	1									
29.	Rod Langway	78	2	16	18	55	1	0	1									
30.	Steve Konowalchuk	39	5	12	17	44	2	2	0									
31.	Albert Iafraite	23	11	5	16	40	4	0	2									
	Gaetan Duchesne	33	10	6	16	39	0	1	1									
	Andrei Nikolishin	32	1	15	16	18	1	0	0									
34.	Brian Bellows	21	6	7	13	6	2	0	1									
	Gregory Adams	36	2	11	13	132	1	0	0									
	Sergei Fedorov	21	2	11	13	20	0	0	1									
37.	Todd Krygier	35	8	4	12	36	0	1	2									
	Stephen Leach	44	6	6	12	28	1	0	1									
	<b>Tom Poti</b>	<b>27</b>	<b>2</b>	<b>10</b>	<b>12</b>	<b>17</b>	<b>1</b>	<b>0</b>	<b>0</b>									
40.	Matt Bradley	37	3	8	11	8	0	1	1									
41.	Richard Zednik	22	7	3	10	21	2	0	0									
	Craig Laughlin	27	6	4	10	18	1	0	4									
43.	Keith Jones	26	4	5	9	75	1	0	0									
	Viktor Kozlov	21	4	5	9	8	0	0	1									
	<b>Jeff Halpern</b>	<b>17</b>	<b>4</b>	<b>5</b>	<b>9</b>	<b>19</b>	<b>2</b>	<b>0</b>	<b>2</b>									
46.	<b>Mike Knuble</b>	<b>13</b>	<b>4</b>	<b>4</b>	<b>8</b>	<b>14</b>	<b>1</b>	<b>1</b>	<b>0</b>									
	John Tucker	12	1	7	8	0	0	0	0									
48.	David Steckel	24	4	3	7	8	0	0	1									
	Robert Rouse	21	4	3	7	51	1	0	0									
	Joseph Reekie	48	3	4	7	57	0	1	1									
	Doug Jarvis	17	3	4	7	8	0	0	0									
	<b>Jason Chimera</b>	<b>16</b>	<b>3</b>	<b>4</b>	<b>7</b>	<b>4</b>	<b>0</b>	<b>0</b>	<b>3</b>									
	<b>John Carlson</b>	<b>16</b>	<b>3</b>	<b>4</b>	<b>7</b>	<b>4</b>	<b>0</b>	<b>0</b>	<b>0</b>									
	Jaromir Jagr	6	2	5	7	2	1	0	0									
55.	Eric Fehr	26	5	1	6	4	0	0	0									
	Esa Tikkanen	21	3	3	6	20	1	0	0									
	Dave Tippett	17	2	4	6	8	0	0	0									
	Garry Galley	15	2	4	6	13	0	0	0									
	<b>Marcus Johansson</b>	<b>9</b>	<b>2</b>	<b>4</b>	<b>6</b>	<b>0</b>	<b>0</b>	<b>0</b>	<b>0</b>									
	Michael Eagles	25	1	5	6	8	0	0	0									
	Yvon Corriveau	18	1	5	6	32	0	0	0									
	Jason Arnott	9	1	5	6	2	1	0	0									
63.	Tomas Fleischmann	22	3	2	5	10	1	0	1									
	Michael Nylander	9	3	2	5	10	1	0	1									
	Bryan Erickson	8	2	3	5	7	1	0	0									
	Pat Elynuik	6	2	3	5	19	0	0	0									
	Boyd Gordon	36	1	4	5	10	0	1	0									
	<b>John Erskine</b>	<b>28</b>	<b>1</b>	<b>4</b>	<b>5</b>	<b>28</b>	<b>0</b>	<b>0</b>	<b>0</b>									
69.	Brendan Witt	31	4	0	4	26	1	0	0									
	Chris Simon	28	3	1	4	54	0	0	0									
	Timothy Bergland	26	2	2	4	22	0	0	0									
	David Poulin	13	2	2	4	19	0	0	0									
	Pat Peake	13	2	2	4	20	2	0	0									
	Dainius Zubrus	12	2	2	4	6	1	0	0									
	Randy Burridge	17	1	3	4	12	0	0	0									
	Glen Currie	12	1	3	4	4	0	0	0									
	Andrew Brunette	6	1	3	4	0	0	0	0									
	Philip Housley	18	0	4	4	4	0	0	0									
	Trevor Linden	6	0	4	4	14	0	0	0									
80.	Lou Franceschetti	33	2	1	3	83	0	0	1									
	Gregory Smith	25	2	1	3	43	0	1	0									
	Robert Joyce	14	2	1	3	9	0	0	0									
	John Barrett	9	2	1	3	35	0	0	1									
	Robert Lang	6	2	1	3	2	0	0	1									
	Alan May	39	1	2	3	80	0	0	1									
	Ken Klee	34	1	2	3	38	0	0	0									
	Mark Tinordi	28	1	2	3	60	0	0	0									
	Michael Lalor	10	1	2	3	22	0	0	0									
	Marco Sturm	9	1	2	3	4	1	0	0									
	Jorgen Pettersson	8	1	2	3	2	1	0	0									
91.	Milan Jurcina	21	2	0	2	18	0	1	0									
	Peter Sundstrom	14	2	0	2	6	0	1	1									
	Nick Kypreos	16	1	1	2	53	0	0	0									
	Donald Brashear	11	1	1	2	18	0	0	0									
	John Slaney	11	1	1	2	2	1	0	0									
	Joe Corvo	7	1	1	2	4	0	0	0									
	Mike Grier	6	1	1	2	2	0	0	0									
	Dennis Maruk	4	1	1	2	2	0	0	0									
	Shaone Morrisonn	26	0	2	2	16	0	0	0									
	Brian Pothier	13	0	2	2	8	0	0	0									
	James Johnson	13	0	2	2	14	0	0	0									
	Ulf Dahlen	11	0	2	2	4	0	0	0									
	Darren Veitch	10	0	2	2	19	0	0	0									
	Paul Cavallini	6	0	2	2	18	0	0	0									
	Kip Miller	5	0	2	2	2	0	0	0									
	Brian Engblom	4	0	2	2	2	0	0	0									
	Jeff Brown	2	0	2	2	0	0	0	0									
108.	Craig Berube	38	1	0	1	90	0	0	1									
	Grant Ledyard	14	1	0	1	30	0	0	0									
	Shawn Anderson	14	1	0	1	12	0	0	0									
	Gary Sampson	12	1	0	1	0	0	0	0									
	Chris Clark	8	1	0	1	8	0	0	0									
	Edward Kastelic	6	1															



# All-Time Playoff Scoring

Mike McEwen	5	0	1	1	4	0	0	0
Peter Andersson	5	0	1	1	2	0	0	0
Greg Theberge	4	0	1	1	0	0	0	0
Stewart Holt	4	0	1	1	20	0	0	0
Tyler Sloan	4	0	1	1	0	0	0	0
Ivan Ciernik	2	0	1	1	6	0	0	0
Christopher Felix	2	0	1	1	0	0	0	0
Don Beaupre	36	0	1	1	4	0	0	0
139. Olie Kolzig	45	0	0	0	12	0	0	0
Pete Peeters	30	0	0	0	10	0	0	0
Semyon Varlamov	19	0	0	0	2	0	0	0
Trent Whitfield	14	0	0	0	12	0	0	0
Timo Blomqvist	13	0	0	0	24	0	0	0
David Jensen	11	0	0	0	2	0	0	0
Ken Sabourin	11	0	0	0	34	0	0	0
Joseph Sacco	11	0	0	0	6	0	0	0
Rob Zettler	11	0	0	0	2	0	0	0
Mike Liut	11	0	0	0	0	0	0	0
Jim Carey	10	0	0	0	4	0	0	0
Pat Riggin	10	0	0	0	2	0	0	0
<b>Michal Neuvirth</b>	<b>9</b>	<b>0</b>	<b>0</b>	<b>0</b>	<b>0</b>	<b>0</b>	<b>0</b>	<b>0</b>
Rob Murray	9	0	0	0	18	0	0	0
Kevin Kaminski	8	0	0	0	52	0	0	0
Matt Cooke	7	0	0	0	4	0	0	0
<b>Matt Hendricks</b>	<b>7</b>	<b>0</b>	<b>0</b>	<b>0</b>	<b>4</b>	<b>0</b>	<b>0</b>	<b>0</b>
Cristobal Huet	7	0	0	0	2	0	0	0
Joel Kwiatkowski	6	0	0	0	2	0	0	0
Eric Charron	6	0	0	0	8	0	0	0
Steve Poapst	6	0	0	0	0	0	0	0
Rick Tabaracci	6	0	0	0	4	0	0	0
Stefan Ustorf	5	0	0	0	0	0	0	0
Joe Murphy	5	0	0	0	8	0	0	0
Doug Wickenheiser	5	0	0	0	2	0	0	0
Brian Sutherby	5	0	0	0	10	0	0	0
<b>Jay Beagle</b>	<b>4</b>	<b>0</b>	<b>0</b>	<b>0</b>	<b>0</b>	<b>0</b>	<b>0</b>	<b>0</b>
Dmitri Mironov	4	0	0	0	4	0	0	0
Todd Nelson	4	0	0	0	0	0	0	0
Kent Paynter	4	0	0	0	10	0	0	0
Bob Mason	4	0	0	0	0	0	0	0

Clint Malarchuk	4	0	0	0	2	0	0	0
Jose Theodore	4	0	0	0	0	0	0	0
Terry Yake	3	0	0	0	0	0	0	0
Glen Metropolit	3	0	0	0	2	0	0	0
Dwight Schofield	3	0	0	0	14	0	0	0
Scot Kleinendorst	3	0	0	0	0	0	0	0
Jeff Nelson	3	0	0	0	4	0	0	0
Mark Taylor	3	0	0	0	0	0	0	0
Byron Dafoe	3	0	0	0	0	0	0	0
Andre Hidi	2	0	0	0	0	0	0	0
Milan Novy	2	0	0	0	0	0	0	0
Igor Ulanov	2	0	0	0	4	0	0	0
Jeff Greenlaw	2	0	0	0	21	0	0	0
Christopher Valentine	2	0	0	0	4	0	0	0
Jeff Toms	1	0	0	0	0	0	0	0
Scott Walker	1	0	0	0	0	0	0	0
Mikko Leinonen	1	0	0	0	0	0	0	0
<b>Sean Collins</b>	<b>1</b>	<b>0</b>	<b>0</b>	<b>0</b>	<b>0</b>	<b>0</b>	<b>0</b>	<b>0</b>
Steve Maltais	1	0	0	0	0	0	0	0
Grant Jennings	1	0	0	0	0	0	0	0
Jaroslav Svejkovsky	1	0	0	0	2	0	0	0
Nolan Baumgartner	1	0	0	0	10	0	0	0
Edward Bulley	1	0	0	0	0	0	0	0
Jim McKenzie	1	0	0	0	0	0	0	0
Craig Billington	1	0	0	0	0	0	0	0

## CAREER LEADERS

### GAMES PLAYED

1. Dale Hunter.....	100
Kelly Miller .....	100
3. Michal Pivonka.....	95
Calle Johansson .....	95
5. Kevin Hatcher .....	83
6. Rod Langway .....	78
7. Mike Ridley .....	76
8. Peter Bondra.....	73
9. Scott Stevens.....	67
10. Sergei Gonchar .....	51

### GOALS

1. Peter Bondra.....	30
2. <b>Alex Ovechkin ..25</b>	
Dale Hunter.....	25
4. Dino Ciccarelli.....	21
5. Mike Ridley .....	19
Michal Pivonka.....	19
7. Kelly Miller .....	17
Dave Christian .....	17
9. Kevin Hatcher .....	16
Mike Gartner .....	16
John Druce .....	16

### ASSISTS

1. Dale Hunter.....	47
2. Scott Stevens.....	44
3. Calle Johansson .....	42
4. Mike Ridley .....	41
5. Michal Pivonka.....	36
6. Kevin Hatcher .....	32
7. Kelly Miller .....	30
8. Joseph Juneau .....	28
9. Mike Gartner.....	27
10. Peter Bondra.....	26

### PENALTY MINUTES

1. Dale Hunter.....	372
2. Kevin Hatcher .....	224
3. Scott Stevens.....	180
4. Gregory Adams .....	132
5. Neil Sheehy .....	130
6. Craig Berube.....	90
7. Michal Pivonka.....	86
8. Lou Franceschetti.....	83
9. Alan May .....	80
10. Keith Jones .....	75

### POWER-PLAY GOALS

1. Peter Bondra.....	13
2. Dale Hunter.....	11
3. John Druce .....	9
4. Dino Ciccarelli.....	8
5. <b>Alex Ovechkin ....6</b>	
Bengt-Ake Gustafsson	6

### SHORTHANDED GOALS

1. Kelly Miller .....	4
2. Kevin Hatcher .....	2
Robert Gould .....	2
Steve Konowalchuk ....	2
5. 15 tied with.....	1

### GAME-WINNING GOALS

1. Peter Bondra.....	6
2. Joseph Juneau .....	5
John Druce .....	5
4. <b>Alex Ovechkin ....4</b>	
Craig Laughlin.....	4



# All-Time Playoff Goaltending

## PLAYOFF GOALTENDING BY GOALS-AGAINST AVERAGE

Player	GP	MIN	W	L	GA	AVG	SO	SA	PCT
Robert Mason	4	309	2	2	9	1.75	1	143	.937
Olie Kolzig	45	2,797	20	24	100	2.14	6	1,376	.927
<b>Michal Neuvirth</b>	<b>9</b>	<b>590</b>	<b>4</b>	<b>5</b>	<b>23</b>	<b>2.34</b>	<b>1</b>	<b>261</b>	<b>.912</b>
Semyon Varlamov	19	1,107	10	9	46	2.49	2	542	.915
Byron Dafoe	3	138	0	2	6	2.61	0	42	.857
Rick Tabaracci	6	415	1	5	20	2.89	0	210	.905
Pat Riffin	10	453	2	5	22	2.91	0	120	.876
Cristobal Huet	7	451	3	4	22	2.93	0	242	.909
Donald Beaupre	36	1,992	18	15	99	2.98	2	948	.896
Craig Billington	1	20	0	0	1	3.00	0	6	.833
Pete Peeters	30	1,736	15	15	91	3.15	0	817	.888
Al Jensen	12	598	5	5	32	3.21	0	206	.886
Mike Liut	11	555	4	5	32	3.46	0	252	.873
Jose Theodore	4	178	0	2	11	3.71	0	73	.849
Jim Carey	10	455	2	5	35	4.61	0	190	.816
Clint Malarchuk	4	193	0	2	15	4.65	0	95	.842

### GAMES PLAYED

1. Olie Kolzig.....	45
2. Donald Beaupre.....	36
3. Pete Peeters.....	30
4. Semyon Varlamov.....	19
5. Al Jensen.....	12

### MINUTES

1. Olie Kolzig.....	2,797
2. Don Beaupre.....	1,992
3. Pete Peeters.....	1,736
4. Semyon Varlamov.....	1,107
5. Al Jensen.....	598

### WINS

1. Olie Kolzig.....	20
2. Don Beaupre.....	18
3. Bob Mason.....	15
4. Semyon Varlamov.....	10
5. Al Jensen.....	5

### SHUTOUTS

1. Olie Kolzig.....	6
2. Donald Beaupre.....	2
Semyon Varlamov.....	2
4. <b>Michal Neuvirth.....</b>	<b>1</b>
Robert Mason.....	1

## ALL-TIME SHUTOUTS

### Shutouts For (12)

Date	Opponent	Score	Goaltender
4/15/11	NY Rangers	2-0	Michal Neuvirth
4/24/09	NY Rangers	4-0	Semyon Varlamov
4/20/09	@ NY Rangers	4-0	Semyon Varlamov
4/10/03	@ Tampa Bay	3-0	Olie Kolzig
4/12/01	Pittsburgh	1-0	Olie Kolzig
5/30/98	@ Buffalo	2-0	Olie Kolzig
5/15/98	Ottawa	3-0	Olie Kolzig
5/13/98	@ Ottawa	2-0	Olie Kolzig
4/28/98	@ Boston	3-0	Olie Kolzig
4/21/94	Pittsburgh	2-0	Don Beaupre
4/5/91	@ NY Rangers	3-0	Don Beaupre
4/11/87	@ NY Islanders	2-0	Bob Mason

### Shutouts Against (10)

Date	Opponent	Score	Goaltender
4/18/09	NY Rangers	0-1	Henrik Lundqvist
4/13/08	Philadelphia	0-2	Martin Biron
4/16/01	@ Pittsburgh	0-3	Johan Hedberg
4/13/00	Pittsburgh	0-7	Ron Tugnutt
5/23/98	Buffalo	0-2	Dominik Hasek
5/1/98	Boston	0-4	Byron Dafoe
5/18/95	@ Pittsburgh	0-3	Ken Wregget
5/5/94	NY Rangers	0-3	Mike Richter
4/7/91	NY Rangers	0-6	Mike Richter
5/5/90	@ Boston	0-3	Andy Moog



# Playoff Overtimes

## CAPITALS OVERTIME WINS

	Date	Opponent	Goal Scorer	Time	Game	Score
1.	4/10/85	NY Islanders	Alan Haworth	2:28	1	4-3
2.	4/11/85	NY Islanders (2 OT)	Mike Gartner	21:23	2	2-1
3.	4/16/88	Philadelphia	Dale Hunter	5:57	7	5-4
4.	4/8/89	Philadelphia	Kelly Miller	:51	3	4-3
5.	4/5/90	@ New Jersey	Dino Ciccarelli	5:34	1	5-4
6.	4/25/90	NY Rangers	Rod Langway	:34	4	4-3
7.	4/27/90	@ NY Rangers	John Druce	6:48	5	2-1
	4/11/91	@ NY Rangers	Dino Ciccarelli	6:44	5	5-4
9.	4/26/98	@ Boston (2 OT)	Joe Juneau	26:31	3	3-2
10.	5/3/98	@ Boston	Brian Bellows	15:24	6	3-2
11.	5/25/98	Buffalo	Todd Krygier	3:01	2	3-2
12.	5/28/98	@ Buffalo	Peter Bondra	9:37	3	4-3
13.	6/4/98	@ Buffalo	Joe Juneau	6:24	6	3-2
14.	4/18/01	@ Pittsburgh	Jeff Halpern	4:01	4	4-3
15.	5/11/09	@ Pittsburgh	David Steckel	6:22	6	5-4
16.	4/17/09	Montreal	Nicklas Backstrom	:31	2	6-5
17.	4/13/11	NY Rangers	Alexander Semin	18:24	1	2-1
18.	4/20/11	@ NY Rangers	Jason Chimera	32:36	4	4-3

## CAPITALS OVERTIME LOSSES

	Date	Opponent	Goal Scorer	Time	Game	Score
1.	4/13/84	@ NY Islanders	Anders Kallur	7:35	2	4-5
2.	4/17/86	NY Rangers	Brian MacLellan	1:16	1	3-4
3.	4/23/86	@ NY Rangers	Bob Brooke	2:40	4	5-6
4.	4/18/87	NY Islanders (4 OT)	Pat LaFontaine	68:47	7	2-3
5.	4/10/88	@ Philadelphia	Murray Craven	1:18	4	4-5
6.	4/19/91	@ Pittsburgh	Kevin Stevens	8:10	2	6-7
7.	4/20/93	NY Islanders (2 OT)	Brian Mullen	34:50	2	4-5
8.	4/22/93	@ NY Islanders	Ray Ferraro	4:46	3	3-4
9.	4/24/93	@ NY Islanders (2 OT)	Ray Ferraro	25:40	4	3-4
10.	5/14/95	@ Pittsburgh	Luc Robitaille	4:30	5	5-6
11.	4/24/96	Pittsburgh (4 OT)	Petr Nedved	79:15	4	2-3
12.	4/24/98	Boston (2 OT)	Darren Van Impe	20:54	2	3-4
13.	6/11/98	@ Detroit	Kris Draper	15:24	2	4-5
14.	4/15/00	@ Pittsburgh	Jaromir Jagr	5:49	2	1-2
15.	4/24/01	@ Pittsburgh	Martin Straka	13:04	6	3-4
16.	4/15/03	Tampa Bay	Vincent Lecavalier	2:29	3	3-4
17.	4/20/03	Tampa Bay (3 OT)	Martin St. Louis	44:03	6	1-2
18.	4/17/08	@ Philadelphia (2 OT)	Mike Knuble	26:40	4	3-4
19.	4/22/08	Philadelphia	Joffrey Lupul	6:06	7	2-3
20.	5/6/09	@ Pittsburgh	Kris Letang	11:23	3	2-3
21.	5/9/09	Pittsburgh	Evgeni Malkin	3:28	5	3-4
22.	4/15/10	Montreal	Tomas Plekanec	13:19	1	2-3
23.	5/1/11	Tampa Bay	Vincent Lecavalier	6:19	2	2-3

## OVERTIME RECORD BY YEAR

Year	Total			Home			Away		
	GP	W	L	GP	W	L	GP	W	L
2010-11	3	2	1	2	1	1	1	1	0
2009-10	2	1	1	2	1	1	0	0	0
2008-09	3	1	2	1	0	1	2	1	1
2007-08	2	0	2	1	0	1	1	0	1
2002-03	2	0	2	2	0	2	0	0	0
2000-01	2	1	1	0	0	0	2	1	1
1999-00	1	0	1	0	0	0	1	0	1
1997-98	7	5	2	2	1	1	5	4	1
1995-96	1	0	1	1	0	1	0	0	0
1994-95	1	0	1	0	0	0	1	0	1
1993-94	0	0	0	0	0	0	0	0	0
1992-93	3	0	3	1	0	1	2	0	2
1991-92	0	0	0	0	0	0	0	0	0
1990-91	2	1	1	0	0	0	2	1	1
1989-90	3	3	0	1	1	0	2	2	0
1988-89	1	1	0	1	1	0	0	0	0
1987-88	2	1	1	1	1	0	1	0	1
1986-87	1	0	1	1	0	1	0	0	0
1985-86	2	0	2	1	0	1	1	0	1
1984-85	2	2	0	2	2	0	0	0	0
1983-84	1	0	1	0	0	0	1	0	1
<b>Totals</b>	<b>41</b>	<b>18</b>	<b>23</b>	<b>19</b>	<b>8</b>	<b>11</b>	<b>22</b>	<b>10</b>	<b>12</b>

## OVERTIME RECORD BY OPPONENT

Year	Total			Home			Away		
	GP	W	L	GP	W	L	GP	W	L
Boston	3	2	1	1	0	1	2	2	0
Buffalo	3	3	0	1	1	0	2	2	0
Detroit	1	0	1	0	0	0	1	0	1
Montreal	2	1	1	2	1	1	0	0	0
New Jersey	1	1	0	0	0	0	1	1	0
NY Islanders	7	2	5	4	2	2	3	0	3
NY Rangers	7	5	2	3	2	1	4	3	1
Ottawa	0	0	0	0	0	0	0	0	0
Philadelphia	5	2	3	3	2	1	2	0	2
Pittsburgh	9	2	7	2	0	2	7	2	5
Tampa Bay	3	0	3	3	0	3	0	0	0
<b>Totals</b>	<b>41</b>	<b>18</b>	<b>23</b>	<b>19</b>	<b>8</b>	<b>11</b>	<b>22</b>	<b>10</b>	<b>12</b>





# Playoff Hat Tricks & Penalty Shots

## CAPITALS HAT TRICKS

	Date	Player	Opponent	Score	Goaltender
<b>1989-90</b>					
1.	4/5/90	Dino Ciccarelli	@ New Jersey	W, 5-4	Sean Burke
2.	4/21/90	John Druce	@ NY Rangers	W, 6-3	John Vanbiesbrouck, Mike Richter
<b>1991-92</b>					
3.	4/25/92	Dino Ciccarelli (4)	@ Pittsburgh	W, 7-2	Tom Barrasso, Ken Wregget
<b>1992-93</b>					
4.	4/20/93	Dale Hunter	NY Islanders	L, 4-5 2 OT	Glenn Healy
5.	4/26/93	Al Iafrate	NY Islanders	W, 6-4	Glenn Healy, Mark Fitzpatrick
<b>2008-09</b>					
6.	5/4/09	Alex Ovechkin	Pittsburgh	W, 4-3	Marc-Andre Fleury
<b>2009-10</b>					
7.	4/17/10	Nicklas Backstrom	Montreal	W, 6-5 OT	Jaroslav Halak

## OPPONENTS HAT TRICKS

	Date	Player	Opponent	Score	Goaltender
<b>1987-88</b>					
1.	4/20/88	Aaron Broten	New Jersey	L, 2-5	Pete Peeters
2.	4/22/88	Mark Johnson (4)	@ New Jersey	L, 4-10	Clint Malarchuk, Pete Peeters
3.	4/22/88	Patrik Sundstrom	@ New Jersey	L, 4-10	Clint Malarchuk, Pete Peeters
<b>1989-90</b>					
4.	4/19/90	Bernie Nicholls	@ NY Rangers	L, 3-7	Mike Liut
<b>1992-93</b>					
5.	4/26/93	Ray Ferraro (4)	NY Islanders	W, 6-4	Don Beaupre
<b>1997-98</b>					
6.	5/11/98	Daniel Alfredsson	@ Ottawa	L, 3-4	Olie Kolzig
<b>2008-09</b>					
7.	5/4/09	Sidney Crosby	Pittsburgh	W, 4-3	Semyon Varlamov

## CAPITALS PENALTY SHOTS

	Date	Player	Opponent	Score	Result	Goalie
1.	4/14/85	Bob Carpenter	@ NY Islanders	L, 4-6	Failed	Billy Smith
2.	5/10/95	Michal Pivonka	Pittsburgh	W, 6-2	Failed	Tom Barrasso
3.	4/24/96	Joe Juneau	Pittsburgh	L, 2-3 4 OT	Failed	Ken Wregget

## OPPONENTS PENALTY SHOTS

	Date	Player	Opponent	Score	Result	Goalie
1.	4/9/83	Denis Potvin	NY Islanders	L, 2-6	Failed	Al Jensen
2.	4/15/08	Mike Richards	@ Philadelphia	L, 3-6	Goal	Cristobal Huet



# Game-by-Game Playoff Results

## 2010-11

Eastern Conference Quarterfinals – Washington vs. New York Rangers (best-of-seven) – Washington wins series 4-1

GM	Date	Opponent	Result	Series	PP	PK	SF-SA	GWG	Goalies
1	4/13	NY Rangers	W 2-1 OT	1-0	0-2	2-2	33-25	Semin	Neuvirth/Lundqvist
2	4/15	NY Rangers	W 2-0	2-0	1-3	2-2	18-22	Chimera	Neuvirth/Lundqvist
3	4/17	@ NY Rangers	L 2-3	2-1	1-3	6-7	25-35	Dubinsky	Neuvirth/Lundqvist
4	4/20	@ NY Rangers	W 4-3 2 OT	3-1	0-4	7-7	53-39	Chimera	Neuvirth/Lundqvist
5	4/23	NY Rangers	W 3-1	4-1	1-4	2-2	27-27	Ovechkin	Neuvirth/Lundqvist

Eastern Conference Semifinals – Washington vs. Tampa Bay (best-of-seven) – Tampa Bay wins series 4-0

GM	Date	Opponent	Result	Series	PP	PK	SF-SA	GWG	Goalies
1	4/29	Tampa Bay	L 2-4	0-1	0-5	3-4	28-24	Stamkos	Neuvirth/Roloson
2	5/1	Tampa Bay	L 2-3 OT	0-2	0-6	4-5	37-23	Lecavalier	Neuvirth/Roloson
3	5/3	@ Tampa Bay	L 3-4	0-3	1-5	4-4	32-30	Malone	Neuvirth/Roloson
4	5/4	@ Tampa Bay	L 3-5	0-4	1-3	3-5	36-37	Bergeron	Neuvirth/Roloson

## 2009-10

Eastern Conference Quarterfinals – Washington vs. Montreal Canadiens (best-of-seven) – Montreal wins series 4-3

GM	Date	Opponent	Result	Series	PP	PK	SF-SA	GWG	Goalies
1	4/15	Montreal	L 2-3 OT	0-1	0-4	3-4	47-38	Plekanec	Theodore/Halak
2	4/17	Montreal	W 6-5 OT	1-1	0-3	2-3	37-24	Backstrom	Varlamov/Halak
3	4/19	@ Montreal	W 5-1	2-1	0-7	4-5	36-27	Laich	Varlamov/Halak, Price
4	4/21	@ Montreal	W 6-3	3-1	1-5	3-4	38-39	Chimera	Varlamov/Price
5	4/23	Montreal	L 1-2	3-2	0-5	6-6	38-28	Moen	Varlamov/Halak
6	4/26	@ Montreal	L 1-4	3-3	0-6	4-5	54-22	Cammalleri	Varlamov/Halak
7	4/28	Montreal	L 1-2	3-4	0-3	2-3	42-16	Moore	Varlamov/Halak

## 2008-09

Eastern Conference Quarterfinals – Washington vs. New York Rangers (best-of-seven) – Washington wins series 4-3

GM	Date	Opponent	Result	Series	PP	PK	SF-SA	GWG	Goalies
1	4/15	NY Rangers	L 3-4	0-1	2-7	2-4	35-21	Dubinsky	Theodore/Lundqvist
2	4/18	NY Rangers	L 0-1	0-2	0-3	5-5	35-24	Callahan	Varlamov/Lundqvist
3	4/20	@ NY Rangers	W 4-0	1-2	2-6	6-6	40-33	Semin	Varlamov/Lundqvist
4	4/22	@ NY Rangers	L 1-2	1-3	0-6	3-3	39-21	Drury	Varlamov/Lundqvist
5	4/24	NY Rangers	W 4-0	2-3	0-7	4-4	21-20	Bradley	Varlamov/Lundqvist, Valiquette
6	4/26	@ NY Rangers	W 5-3	3-3	2-2	6-8	22-32	Kozlov	Varlamov/Lundqvist
7	4/28	NY Rangers	W 2-1	4-3	0-2	1-1	24-15	Fedorov	Varlamov/Lundqvist

Eastern Conference Semifinals – Washington vs. Pittsburgh (best-of-seven) – Pittsburgh wins series 4-3

GM	Date	Opponent	Result	Series	PP	PK	SF-SA	GWG	Goalies
1	5/2	Pittsburgh	W 3-2	1-0	1-2	5-5	26-36	Fleischmann	Varlamov/Fleury
2	5/4	Pittsburgh	W 4-3	2-0	1-5	3-5	33-36	Ovechkin	Varlamov/Fleury
3	5/6	@ Pittsburgh	L 2-3 OT	2-1	1-2	6-7	23-42	Letang	Varlamov/Fleury
4	5/8	@ Pittsburgh	L 3-5	2-2	0-4	5-6	22-28	Crosby	Varlamov/Fleury
5	5/9	Pittsburgh	L 3-4 OT	2-3	1-2	1-2	31-42	Malkin	Varlamov/Fleury
6	5/11	@ Pittsburgh	W 5-4 OT	3-3	1-4	3-5	24-42	Steckel	Varlamov/Fleury
7	5/13	Pittsburgh	L 2-6	3-4	0-0	2-4	21-30	Guerin	Varlamov, Theodore/Fleury

## 2007-08

Eastern Conference Quarterfinals – Washington vs. Philadelphia (best-of-seven) – Philadelphia wins series 4-3

GM	Date	Opponent	Result	Series	PP	PK	SF-SA	GWG	Goalies
1	4/11	Philadelphia	W 5-4	1-0	1-3	2-3	27-22	Ovechkin	Huet/Biron
2	4/13	Philadelphia	L 0-2	1-1	0-6	5-5	24-41	Umberger	Huet/Biron
3	4/15	@ Philadelphia	L 3-6	1-2	1-7	6-7	19-33	Briere	Huet/Biron
4	4/17	@ Philadelphia	L 3-4 2 OT	1-3	2-4	6-7	41-46	Knuble	Huet/Biron
5	4/19	Philadelphia	W 3-2	2-3	2-6	2-3	26-32	Semin	Huet/Biron
6	4/21	@ Philadelphia	W 4-2	3-3	1-5	3-5	40-35	Ovechkin	Huet/Biron
7	4/22	Philadelphia	L 2-3 OT	3-4	1-4	4-6	41-34	Lupul	Huet/Biron

## 2002-03

Eastern Conference Quarterfinals – Washington vs. Tampa Bay (best-of-seven) – Tampa Bay wins series 4-2

GM	Date	Opponent	Result	Series	PP	PK	SF-SA	GWG	Goalies
1	4/10	@ Tampa Bay	W 3-0	1-0	0-3	4-4	22-28	Lang	Kolzig/Khabibulin
2	4/12	@ Tampa Bay	W 6-3	2-0	3-6	4-4	31-43	Nylander	Kolzig/Khabibulin
3	4/15	Tampa Bay	L 3-4 OT	2-1	1-4	3-4	19-28	Lecavalier	Kolzig/Khabibulin
4	4/16	Tampa Bay	L 1-3	2-2	0-3	6-6	23-25	St. Louis	Kolzig/Khabibulin
5	4/18	@ Tampa Bay	L 1-2	2-3	0-4	2-3	23-22	St. Louis	Kolzig/Khabibulin
6	4/24	Tampa Bay	L 1-2 3OT	2-4	1-7	4-6	61-46	St. Louis	Kolzig/Khabibulin



# Game-by-Game Playoff Results

## 2000-01

Eastern Conference Quarterfinals – Washington vs. Pittsburgh (best-of-seven) – Pittsburgh wins series 4-2

GM	Date	Opponent	Result	Series	PP	PK	SF-SA	GWG	Goalies
1	4/12	Pittsburgh	W 1-0	1-0	1-5	1-1	27-16	Bondra	Kolzig/Hedberg
2	4/14	Pittsburgh	L 1-2	1-1	1-3	1-2	18-27	Lemieux	Kolzig/Hedberg
3	4/16	@ Pittsburgh	L 0-3	1-2	0-4	4-4	34-24	Stevens	Kolzig/Hedberg
4	4/18	@ Pittsburgh	W 4-3 OT	2-2	3-4	3-5	29-32	Halpern	Kolzig/Hedberg
5	4/21	Pittsburgh	L 1-2	2-3	1-3	3-3	22-18	Lemieux	Kolzig/Hedberg
6	4/23	@ Pittsburgh	L 3-4 OT	2-4	1-3	4-6	31-36	Straka	Kolzig/Hedberg

## 1999-00

Eastern Conference Quarterfinals – Pittsburgh vs. Washington (best-of-seven) – Pittsburgh wins series 4-1

GM	Date	Opponent	Result	Series	PP	PK	SF-SA	GWG	Goalies
1	4/13	Pittsburgh	L 0-7	0-1	0-5	5-8	32-26	Laukkanen	Kolzig, Billington/Tugnutt
2	4/15	@ Pittsburgh	L 1-2 OT	0-2	1-5	8-9	38-21	Jagr	Kolzig/Tugnutt
3	4/17	@ Pittsburgh	L 3-4	0-3	1-3	4-5	27-22	Slegr	Kolzig/Tugnutt
4	4/19	Pittsburgh	W 3-2	1-3	1-6	3-4	37-23	Halpern	Kolzig/Tugnutt
5	4/21	Pittsburgh	L 1-2	1-4	0-2	3-3	26-17	Jagr	Kolzig/Tugnutt

## 1997-98

Eastern Conference Quarterfinals – Washington vs. Boston (best-of-seven) – Washington wins series 4-2

GM	Date	Opponent	Result	Series	PP	PK	SF-SA	GWG	Goalies
1	4/22	Boston	W 3-1	1-0	0-2	3-4	28-28	Gonchar	Kolzig/Dafoe
2	4/24	Boston	L 3-4 2 OT	1-1	1-2	6-7	28-40	Van Impe	Kolzig/Dafoe
3	4/26	@ Boston	W 3-2 OT	2-1	1-5	8-10	27-54	Juneau	Kolzig/Dafoe
4	4/28	@ Boston	W 3-0	3-1	1-3	7-7	18-38	Oates	Kolzig/Dafoe
5	5/1	Boston	L 0-4	3-2	0-5	4-6	26-30	Samsonov	Kolzig/Dafoe
6	5/3	@ Boston	W 3-2 2 OT	4-2	0-3	6-6	33-49	Bellows	Kolzig/Dafoe

Eastern Conference Semifinals – Washington vs. Ottawa (best-of-seven) – Washington wins series 4-1

GM	Date	Opponent	Result	Series	PP	PK	SF-SA	GWG	Goalies
1	5/7	Ottawa	W 4-2	1-0	0-2	4-5	23-38	Bondra	Kolzig/Rhodes, Tugnutt
2	5/9	Ottawa	W 6-1	2-0	1-4	7-7	18-31	Juneau	Kolzig/Tugnutt
3	5/11	@ Ottawa	L 3-4	2-1	2-4	2-5	17-34	Yashin	Kolzig/Rhodes
4	5/13	@ Ottawa	W 2-0	3-1	0-3	5-5	11-36	Gonchar	Kolzig/Rhodes
5	5/15	Ottawa	W 3-0	4-1	1-3	4-4	21-29	Juneau	Kolzig/Rhodes

Eastern Conference Finals – Washington vs. Buffalo (best-of-seven) – Washington wins series 4-2

GM	Date	Opponent	Result	Series	PP	PK	SF-SA	GWG	Goalies
1	5/23	Buffalo	L 0-2	0-1	0-5	7-7	19-20	Grosek	Kolzig/Hasek
2	5/25	Buffalo	W 3-2 OT	1-1	1-7	3-4	39-33	Krygier	Kolzig/Hasek
3	5/28	@ Buffalo	W 4-3 OT	2-1	2-4	4-5	30-30	Bondra	Kolzig/Hasek
4	5/30	@ Buffalo	W 2-0	3-1	0-4	7-7	19-30	Berube	Kolzig/Hasek
5	6/2	Buffalo	L 1-2	3-2	1-5	4-4	35-16	Woolley	Kolzig/Hasek
6	6/4	@ Buffalo	W 3-2 OT	4-2	1-6	6-6	38-41	Juneau	Kolzig/Hasek

Stanley Cup Finals – Washington vs. Detroit (best-of-seven) – Detroit wins series 4-0

GM	Date	Opponent	Result	Series	PP	PK	SF-SA	GWG	Goalies
1	6/9	@ Detroit	L 1-2	0-1	0-4	3-3	17-31	Lidstrom	Kolzig/Osgood
2	6/11	@ Detroit	L 4-5 OT	0-2	1-4	4-4	33-60	Draper	Kolzig/Osgood
3	6/13	Detroit	L 1-2	0-3	1-5	5-5	18-34	Fedorov	Kolzig/Osgood
4	6/16	Detroit	L 1-4	0-4	0-4	2-5	31-38	Lapointe	Kolzig/Osgood

## 1995-96

Eastern Conference Quarterfinals – Washington vs. Pittsburgh (best-of-seven) – Pittsburgh wins series 4-2

GM	Date	Opponent	Result	Series	PP	PK	SF-SA	GWG	Goalies
1	4/17	@ Pittsburgh	W 6-4	1-0	1-5	5-6	35-28	Krygier	Carey, Kolzig/Barrasso
2	4/19	@ Pittsburgh	W 5-3	2-0	3-6	6-7	34-36	Bondra	Kolzig/Barrasso
3	4/22	Pittsburgh	L 1-4	2-1	1-10	5-6	39-19	Murray	Carey/Wregget
4	4/24	Pittsburgh	L 2-3 4 OT	2-2	2-8	8-10	63-65	Nedved	Kolzig/Wregget
5	4/26	@ Pittsburgh	L 1-4	2-3	0-5	9-9	40-32	Leroux	Kolzig/Wregget
6	4/28	Pittsburgh	L 2-3	2-4	0-4	2-4	37-26	Francis	Carey, Kolzig/Wregget



# Game-by-Game Playoff Results

## 1994-95

Eastern Conference Quarterfinals – Washington vs. Pittsburgh (best-of-seven) – Pittsburgh wins series 4-3

GM	Date	Opponent	Result	Series	PP	PK	SF-SA	GWG	Goalies
1	5/6	@ Pittsburgh	W 5-4	1-0	0-6	4-7	34-27	Gonchar	Carey, Kolzig/Wregget
2	5/8	@ Pittsburgh	L 3-5	1-1	1-5	4-6	22-33	Stevens	Carey/Wregget
3	5/10	Pittsburgh	W 6-2	2-1	3-10	8-9	28-25	Bondra	Carey/Wregget, Barrasso
4	5/12	Pittsburgh	W 6-2	3-1	0-8	5-5	31-22	Pearson	Carey/Barrasso
5	5/14	@ Pittsburgh	L 5-6 OT	3-2	2-6	4-5	28-31	Robitaille	Carey/Wregget
6	5/16	Pittsburgh	L 1-7	3-3	0-6	4-6	31-21	Jagr	Carey, Kolzig, Dafoe/Wregget
7	5/18	@ Pittsburgh	L 0-3	3-4	0-3	3-4	33-18	MacIver	Carey/Wregget

## 1993-94

Eastern Conference Quarterfinals – Washington vs. Pittsburgh (best-of-seven) – Washington wins series 4-2

GM	Date	Opponent	Result	Series	PP	PK	SF-SA	GWG	Goalies
1	4/17	@ Pittsburgh	W 5-3	1-0	0-5	4-4	31-30	Juneau	Beaupre/Barrasso
2	4/19	@ Pittsburgh	L 1-2	1-1	1-7	5-6	35-17	Tocchet	Dafoe/Barrasso
3	4/21	Pittsburgh	W 2-0	2-1	0-6	7-7	17-27	Reekie	Beaupre/Barrasso
4	4/23	Pittsburgh	W 4-1	3-1	1-2	2-2	30-22	Bondra	Beaupre/Barrasso
5	4/25	@ Pittsburgh	L 2-3	3-2	0-5	3-3	28-22	Jagr	Dafoe/Barrasso
6	4/27	Pittsburgh	W 6-3	4-2	1-4	5-6	29-22	Johansson	Beaupre/Barrasso

Eastern Conference Semifinals – Washington vs. NY Rangers (best-of-seven) – NY Rangers win series 4-1

GM	Date	Opponent	Result	Series	PP	PK	SF-SA	GWG	Goalies
1	5/1	@ NY Rangers	L 3-6	0-1	1-6	6-7	30-24	Noonan	Beaupre/Richter
2	5/3	@ NY Rangers	L 2-5	0-2	0-4	4-4	24-25	Tikkanen	Tabaracci/Richter
3	5/5	NY Rangers	L 0-3	0-3	0-4	2-4	21-21	Leetch	Beaupre/Richter
4	5/7	NY Rangers	W 4-2	1-3	1-6	5-6	23-27	Woolley	Beaupre/Richter, Healy
5	5/9	@ NY Rangers	L 3-4	1-4	0-5	4-4	31-36	Leetch	Beaupre, Tabaracci/Richter

## 1992-93

Patrick Division Semifinals – NY Islanders vs. Washington (best-of-seven) – NY Islanders win series 4-2

GM	Date	Opponent	Result	Series	PP	PK	SF-SA	GWG	Goalies
1	4/18	NY Islanders	W 3-1	1-0	2-5	5-5	27-23	Hunter	Tabaracci/Healy
2	4/20	NY Islanders	L 4-5 2 OT	1-1	2-5	5-5	45-61	Mullen	Tabaracci/Healy
3	4/22	@ NY Islanders	L 3-4 OT	1-2	0-2	4-4	25-30	Ferraro	Tabaracci/Healy
4	4/24	@ NY Islanders	L 3-4 2 OT	1-3	2-6	4-5	40-46	Ferraro	Tabaracci/Healy
5	4/26	NY Islanders	W 6-4	2-3	2-4	4-4	26-32	Iafrate	Beaupre/Healy, Fitzpatrick
6	4/28	@ NY Islanders	L 3-5	2-4	1-4	6-6	26-33	Green	Beaupre/Healy

## 1991-92

Patrick Division Semifinals – Pittsburgh vs. Washington (best-of-seven) – Pittsburgh wins series 4-3

GM	Date	Opponent	Result	Series	PP	PK	SF-SA	GWG	Goalies
1	4/19	Pittsburgh	W 3-1	1-0	0-3	2-2	31-33	Druce	Beaupre/Barrasso
2	4/21	Pittsburgh	W 6-2	2-0	3-8	5-7	31-35	Pivonka	Beaupre/Barrasso
3	4/23	@ Pittsburgh	L 4-6	2-1	2-11	9-12	34-29	Lemieux	Beaupre/Barrasso
4	4/25	@ Pittsburgh	W 7-2	3-1	1-3	5-5	35-33	Khristich	Beaupre/Barrasso, Wregget
5	4/27	Pittsburgh	L 2-5	3-2	0-4	1-2	23-25	Murphy	Beaupre/Barrasso
6	4/29	@ Pittsburgh	L 4-6	3-3	1-6	1-5	29-39	Lemieux	Beaupre/Barrasso
7	5/1	Pittsburgh	L 1-3	3-4	0-1	0-1	19-21	Jagr	Beaupre/Barrasso

## 1990-91

Patrick Division Semifinals – Washington vs. NY Rangers (best-of-seven) – Washington wins series 4-2

GM	Date	Opponent	Result	Series	PP	PK	SF-SA	GWG	Goalies
1	4/3	@ NY Rangers	L 1-2	0-1	0-5	5-5	29-30	Nicholls	Beaupre/Richter
2	4/5	@ NY Rangers	W 3-0	1-1	1-7	8-8	32-36	Ciccarelli	Beaupre/Richter
3	4/7	NY Rangers	L 0-6	1-2	0-5	7-9	37-38	King	Beaupre, Liut/Richter
4	4/9	NY Rangers	W 3-2	2-2	0-2	4-4	26-21	May	Beaupre/Richter
5	4/11	@ NY Rangers	W 5-4 OT	3-2	1-5	5-6	55-35	Ciccarelli	Beaupre/Richter
6	4/13	NY Rangers	W 4-2	4-2	0-3	3-4	26-25	Ridley	Beaupre/Richter, Vanbiesbrouck

Patrick Division Final – Washington vs. Pittsburgh (best-of-seven) – Pittsburgh wins series 4-1

GM	Date	Opponent	Result	Series	PP	PK	SF-SA	GWG	Goalies
1	4/17	@ Pittsburgh	W 4-2	1-0	2-4	1-3	31-26	Iafrate	Beaupre/Pietrangelo
2	4/19	@ Pittsburgh	L 6-7 OT	1-1	3-6	4-6	42-43	Stevens	Beaupre, Liut/Pietrangelo
3	4/21	Pittsburgh	L 1-3	1-2	1-6	4-4	27-22	Stevens	Beaupre/Barrasso
4	4/23	Pittsburgh	L 1-3	1-3	0-4	5-6	39-19	Stevens	Beaupre/Barrasso
5	4/25	@ Pittsburgh	L 1-4	1-4	0-2	4-4	34-31	Francis	Beaupre/Barrasso





# Game-by-Game Playoff Results

## 1989-90

Patrick Division Semifinals – Washington vs. New Jersey (best-of-seven) – Washington wins series 4-2

GM	Date	Opponent	Result	Series	PP	PK	SF-SA	GWG	Goalies
1	4/5	@ New Jersey	W 5-4 OT	1-0	1-6	6-7	24-30	Ciccarelli	Liut/Burke
2	4/7	@ New Jersey	L 5-6	1-1	1-5	6-8	26-39	Stastny	Liut, Beaupre/Terreri
3	4/9	New Jersey	L 1-2	1-2	1-8	4-5	21-10	Shanahan	Liut/Terreri
4	4/11	New Jersey	W 3-1	2-2	1-5	4-4	33-24	Druce	Beaupre/Burke
5	4/13	@ New Jersey	W 4-3	3-2	0-2	3-4	24-20	Courtnall	Beaupre/Terreri
6	4/15	New Jersey	W 3-2	4-2	0-3	3-3	32-34	Druce	Beaupre/Terreri

Patrick Division Finals – Washington vs. NY Rangers (best-of-seven) – Washington wins series 4-1

1	4/19	@ NY Rangers	L 3-7	0-1	0-3	3-6	35-38	Ogrodnick	Liut/Vanbiesbrouck
2	4/21	@ NY Rangers	W 6-3	1-1	2-3	5-6	25-28	Druce	Beaupre/Vanbiesbrouck, Richter
3	4/23	NY Rangers	W 7-1	2-1	3-9	7-7	49-19	Courtnall	Beaupre, Liut/Richter
4	4/25	NY Rangers	W 4-3 OT	3-1	2-7	7-8	25-33	Langway	Liut/Richter, Vanbiesbrouck
5	4/27	@ NY Rangers	W 2-1 OT	4-1	0-6	5-5	34-29	Druce	Liut/Vanbiesbrouck

Wales Conference Finals – Washington vs. Boston (best-of-seven) – Boston wins series 4-0

1	5/3	@ Boston	L 3-5	0-1	1-3	4-5	26-35	Propp	Liut/Moog
2	5/5	@ Boston	L 0-3	0-2	0-4	3-3	28-30	Carpenter	Beaupre/Moog
3	5/7	Boston	L 1-4	0-3	1-6	4-5	26-24	Janney	Beaupre/Moog
4	5/9	Boston	L 2-3	0-4	0-1	2-3	14-17	Neely	Liut/Moog

## 1988-89

Patrick Division Semifinals – Washington vs. Philadelphia (best-of-seven) – Philadelphia wins series 4-2

GM	Date	Opponent	Result	Series	PP	PK	SF-SA	GWG	Goalies
1	4/5	Philadelphia	W 3-2	1-0	1-8	4-5	36-29	Franceschetti	Peeters/Hextall
2	4/6	Philadelphia	L 2-3	1-1	1-8	2-4	21-26	Propp	Peeters/Hextall
3	4/8	@ Philadelphia	W 4-3 OT	2-1	2-5	5-6	44-24	Miller	Peeters/Hextall
4	4/9	@ Philadelphia	L 2-5	2-2	1-9	4-6	32-31	Murphy	Peeters/Hextall
5	4/11	Philadelphia	L 5-8	2-3	3-9	3-5	34-26	Eklund	Peeters/Hextall
6	4/13	@ Philadelphia	L 3-4	2-4	1-4	7-8	34-28	Tocchet	Peeters/Hextall

## 1987-88

Patrick Division Semifinals – Washington vs. Philadelphia (best-of-seven) – Washington wins series 4-3

GM	Date	Opponent	Result	Series	PP	PK	SF-SA	GWG	Goalies
1	4/6	Philadelphia	L 2-4	0-1	2-8	3-4	37-31	Poulin	Peeters/Hextall
2	4/7	Philadelphia	W 5-4	1-1	0-4	5-5	28-35	Miller	Peeters/Hextall
3	4/9	@ Philadelphia	L 3-4	1-2	1-6	5-6	17-29	Samuelsson	Peeters/Hextall
4	4/10	@ Philadelphia	L 4-5 OT	1-3	0-4	5-5	26-30	Craven	Malarchuk/Hextall, Laforest
5	4/12	Philadelphia	W 5-2	2-3	0-8	7-8	32-33	Hatcher	Peeters/Hextall, Laforest
6	4/14	@ Philadelphia	W 7-2	3-3	4-9	7-8	28-26	Gustafsson	Peeters/Hextall
7	4/16	Philadelphia	W 5-4 OT	4-3	1-8	4-5	40-33	Hunter	Peeters/Hextall

Patrick Division Finals – Washington vs. New Jersey (best-of-seven) – New Jersey wins series 4-3

1	4/18	New Jersey	W 3-1	1-0	1-3	4-4	31-34	Murphy	Peeters/Burke
2	4/20	New Jersey	L 2-5	1-1	1-9	5-8	30-30	Broten	Peeters/Burke
3	4/22	@ New Jersey	L 4-10	1-2	1-11	4-7	32-31	Carlsson	Malarchuk, Peeters/Burke
4	4/24	@ New Jersey	W 4-1	2-2	1-9	5-6	31-25	Sundstrom	Peeters, Malarchuk/Burke
5	4/26	New Jersey	L 1-3	2-3	0-6	4-5	29-31	Kurvers	Malarchuk/Sauve
6	4/28	@ New Jersey	W 7-2	3-3	2-9	3-3	31-27	Leach	Peeters/Burke, Sauve
7	4/30	New Jersey	L 2-3	3-4	0-5	3-3	32-26	MacLean	Peeters/Burke

## 1986-87

Patrick Division Semifinals – Washington vs. NY Islanders (best-of-seven) – NY Islanders win series 4-3

GM	Date	Opponent	Result	Series	PP	PK	SF-SA	GWG	Goalies
1	4/8	NY Islanders	W 4-3	1-0	0-5	5-6	32-28	Ridley	Peeters/Hrudey
2	4/9	NY Islanders	L 1-3	1-1	0-5	3-4	28-24	Trottier	Peeters/Hrudey
3	4/11	@ NY Islanders	W 2-0	2-1	0-4	6-6	32-26	Murphy	Mason/Hrudey
4	4/12	@ NY Islanders	W 4-1	3-1	0-10	5-6	37-26	Christian	Mason/Hrudey
5	4/14	NY Islanders	L 2-4	3-2	1-6	5-5	42-24	Gilbert	Peeters/Hrudey
6	4/16	@ NY Islanders	L 4-5	3-3	1-2	3-4	27-34	Lafontaine	Mason/Hrudey
7	4/18	NY Islanders	L 2-3 4 OT	3-4	0-2	1-1	75-57	Lafontaine	Mason/Hrudey



# Game-by-Game Playoff Results

## 1985-86

Patrick Division Semifinals – Washington vs. NY Islanders (best-of-five) – Washington wins series 3-0

GM	Date	Opponent	Result	Series	PP	PK	SF-SA	GWG	Goalies
1	4/9	NY Islanders	W 3-1	1-0	0-5	5-5	36-33	Carpenter	Peeters/Hrudey
2	4/10	NY Islanders	W 5-2	2-0	0-2	1-2	34-29	Stevens	Peeters/Smith
3	4/12	@ NY Islanders	W 3-1	3-0	-	-	23-28	Stevens	Peeters/Hrudey

Patrick Division Finals – Washington vs. NY Rangers (best-of-seven) – NY Rangers win series 4-2

1	4/17	NY Rangers	L 3-4 OT	0-1	0-3	3-3	27-23	MacLellan	Peeters/Vanbiesbrouck
2	4/19	NY Rangers	W 8-1	1-1	2-7	7-7	39-20	Laughlin	Peeters/Vanbiesbrouck, Hanlon
3	4/21	@ NY Rangers	W 6-3	2-1	-	-	28-42	Barrett	Peeters/Vanbiesbrouck
4	4/23	@ NY Rangers	L 5-6 OT	2-2	-	-	29-30	Brooke	Peeters/Vanbiesbrouck
5	4/25	NY Rangers	L 2-4	2-3	2-6	2-3	32-27	Sandstrom	Peeters/Vanbiesbrouck
6	4/27	@ NY Rangers	L 1-2	2-4	-	-	28-21	Larouche	Peeters/Vanbiesbrouck

## 1984-85

Patrick Division Semifinals – Washington vs. NY Islanders (best-of-five) – NY Islanders win series 3-2

GM	Date	Opponent	Result	Series	PP	PK	SF-SA	GWG	Goalies
1	4/10	NY Islanders	W 4-3 OT	1-0	2-10	4-5	42-17	Haworth	Riggin/Smith
2	4/11	NY Islanders	W 2-1 2 OT	2-0	0-5	2-2	41-37	Gartner	Jensen/Hrudey
3	4/13	@ NY Islanders	L 1-2	2-1	0-2	3-3	16-15	Sutter	Jensen/Smith
4	4/14	@ NY Islanders	L 4-6	2-2	2-5	4-6	33-34	Trottier	Jensen/Smith
5	4/16	NY Islanders	L 1-2	2-3	0-4	3-3	31-32	Sutter	Riggin/Smith

## 1983-84

Patrick Division Semifinals – Washington vs. Philadelphia (best-of-five) – Washington wins series 3-0

GM	Date	Opponent	Result	Series	PP	PK	SF-SA	GWG	Goalies
1	4/4	Philadelphia	W 4-2	1-0	0-3	0-1	26-21	Duchesne	Riggin/Froese, Lindbergh
2	4/5	Philadelphia	W 6-2	2-0	2-6	2-2	32-32	Laughlin	Jensen/Froese
3	4/7	@ Philadelphia	W 5-1	3-0	1-2	4-4	32-38	Laughlin	Jensen/Lindbergh, Froese

Patrick Division Finals – Washington vs. NY Islanders (best-of-seven) – NY Islanders win series 4-1

1	4/12	@ NY Islanders	W 3-2	1-0	2-6	2-3	27-18	Laughlin	Jensen/Smith, Melanson
2	4/13	@ NY Islanders	L 4-5 OT	1-1	4-7	4-5	35-22	Kallur	Jensen, Riggin/Smith
3	4/15	NY Islanders	L 1-3	1-2	0-3	3-3	33-19	Sutter	Riggin/Smith
4	4/16	NY Islanders	L 2-5	1-3	0-4	2-2	24-23	Boutilier	Riggin, Jensen/Smith
5	4/18	@ NY Islanders	L 3-5	1-4	1-7	3-5	26-28	Flatley	Jensen, Riggin/Smith

## 1982-83

Patrick Division Semifinals – Washington vs. NY Islanders (best-of-five) – NY Islanders win series 3-1

GM	Date	Opponent	Result	Series	PP	PK	SF-SA	GWG	Goalies
1	4/6	@ NY Islanders	L 2-5	0-1	-	-	29-37	Tonelli	Riggin/Smith
2	4/7	@ NY Islanders	W 4-2	1-1	-	-	39-32	Gould	Jensen/Smith
3	4/9	NY Islanders	L 2-6	1-2	-	-	28-28	Trottier	Jensen, Riggin/Smith
4	4/10	NY Islanders	L 3-6	1-3	-	-	31-37	Hallin	Jensen, Riggin/Smith



# Year-by-Year Playoff Statistics

## 2010-11

Player	GP	G	A	PTS	PIM
Alex Ovechkin	9	5	5	10	10
Brooks Laich	9	1	6	7	2
Alexander Semin	9	4	2	6	8
Marcus Johansson	9	2	4	6	0
Mike Green	8	1	5	6	8
Jason Arnett	9	1	5	6	2
Jason Chimera	9	2	2	4	2
John Carlson	9	2	1	3	4
Marco Sturm	9	1	2	3	4
Mike Knuble	6	2	0	2	8
John Erskine	9	1	1	2	6
Nicklas Backstrom	9	0	2	2	4
Eric Fehr	5	1	0	1	0
Scott Hannan	9	0	1	1	2
Karl Alzner	9	0	1	1	0
Matt Bradley	9	0	0	0	4
Sean Collins	1	0	0	0	0
Matt Hendricks	7	0	0	0	4
Jeff Shultz	9	0	0	0	6
Boyd Gordon	9	0	0	0	6

Goaltender	GP	MIN	W	L	GAA	SO	SA	PCT
Michal Neuvirth	9	590	4	5	2.34	1	261	.912

## 2009-10

Player	GP	G	A	PTS	PIM
Alex Ovechkin	7	5	5	10	0
Nicklas Backstrom	7	5	4	9	4
Mike Knuble	7	2	4	6	6
Eric Fehr	7	3	1	4	4
John Carlson	7	1	3	4	0
Tom Poti	6	0	4	4	5
Brooks Laich	7	2	1	3	4
Matt Bradley	7	1	2	3	2
Jason Chimera	7	1	2	3	2
Mike Green	7	0	3	3	12
Joe Corvo	7	1	1	2	4
Boyd Gordon	6	1	1	2	0
Alexander Semin	7	0	2	2	4
Eric Belanger	7	0	1	1	4
Jeff Schultz	7	0	1	1	4
Tomas Fleischmann	6	0	1	1	6
Brendan Morrison	5	0	1	1	2
Shaone Morrisonn	5	0	0	0	2
David Steckel	3	0	0	0	0
Tyler Sloan	2	0	0	0	0
Scott Walker	1	0	0	0	0
Karl Alzner	1	0	0	0	0

Goaltender	GP	MIN	W	L	GAA	SO	SA	PCT
Semyon Varlamov	6	349	3	3	2.41	0	153	.908
Jose Theodore	2	81	0	1	3.70	0	40	.875

## 2008-09

Player	GP	G	A	PTS	PIM
Alex Ovechkin	14	11	10	21	8
Nicklas Backstrom	14	3	12	15	8
Alexander Semin	14	5	9	14	16
Mike Green	14	1	8	9	12
Sergei Fedorov	14	1	7	8	12
Brooks Laich	14	3	4	7	10
Tom Poti	14	2	5	7	4
Viktor Kozlov	14	4	2	6	6
Matt Bradley	14	2	4	6	0
David Steckel	14	3	2	5	4
Tomas Fleischmann	14	3	1	4	4
Boyd Gordon	14	0	3	3	4
Milan Jurcina	14	2	0	2	12
Brian Pothier	13	0	2	2	8
Chris Clark	8	1	0	1	8
Shaone Morrisonn	14	0	1	1	8
John Erskine	12	0	1	1	16
Tyler Sloan	2	0	1	1	0
Semyon Varlamov	13	0	0	0	2
Eric Fehr	9	0	0	0	0
Donald Brashear	4	0	0	0	18
Jay Beagle	4	0	0	0	0
Michael Nylander	3	0	0	0	2
Jose Theodore	2	0	0	0	0
Jeff Schultz	1	0	0	0	0

Goaltender	GP	MIN	W	L	GAA	SO	SA	PCT
Semyon Varlamov	13	759	7	6	2.53	2	389	.918
Jose Theodore	2	97	0	1	3.71	0	33	.818

## 2007-08

Player	GP	G	A	PTS	PIM
Alex Ovechkin	7	4	5	9	0
Alexander Semin	7	3	5	8	8
Mike Green	7	3	4	7	15
Nicklas Backstrom	7	4	2	6	2
Brooks Laich	7	1	5	6	4
Sergei Fedorov	7	1	4	5	8
Viktor Kozlov	7	0	3	3	2
Donald Brashear	7	1	1	2	0
David Steckel	7	1	1	2	4
Matt Bradley	7	0	2	2	2
John Erskine	7	0	2	2	6
Steve Eminger	5	1	0	1	2
Eric Fehr	5	1	0	1	0
Tom Poti	7	0	1	1	8
Shaone Morrisonn	7	0	1	1	6
Tomas Fleischmann	2	0	0	0	0
Jeff Schultz	2	0	0	0	2
Matt Cooke	7	0	0	0	4
Cristobal Huet	7	0	0	0	2
Milan Jurcina	7	0	0	0	6
Boyd Gordon	7	0	0	0	0

Goaltender	GP	MIN	W	L	GAA	SO	SA	PCT
Cristobal Huet	7	451	3	4	2.93	0	242	.909

## 2002-03

Player	GP	G	A	PTS	PIM
Jaromir Jagr	6	2	5	7	2
Peter Bondra	6	4	2	6	8
Michael Nylander	6	3	2	5	8
Sergei Gonchar	6	0	5	5	4
Dainius Zubrus	6	2	2	4	4
Robert Lang	6	2	1	3	2
Mike Grier	6	1	1	2	2
Brendan Witt	6	1	0	1	0
Ivan Ciernik	2	0	1	1	6
Sergei Berezin	6	0	1	1	0
Jason Doig	6	0	1	1	6
Jeff Halpern	6	0	1	1	2
Calle Johansson	6	0	1	1	0
Brian Sutherby	5	0	0	0	10
Ken Klee	6	0	0	0	6
Steve Konowalchuk	6	0	0	0	6
Joel Kwiatkowski	6	0	0	0	2
Trent Whitfield	6	0	0	0	10

Goaltender	GP	MIN	W	L	GAA	SO	SA	PCT
Olie Kolzig	6	404	2	4	2.08	1	192	.927

## 2000-01

Player	GP	G	A	PTS	PIM
Steve Konowalchuk	6	2	3	5	14
Jeff Halpern	6	2	3	5	17
Sergei Gonchar	6	1	3	4	2
Trevor Linden	6	0	4	4	14
Calle Johansson	6	1	2	3	2
Peter Bondra	6	2	0	2	2
Brendan Witt	6	2	0	2	12
Ulf Dahlen	6	0	1	1	2
Ken Klee	6	0	1	1	8
Chris Simon	6	0	1	1	4
Glen Metropolit	1	0	0	0	0
Dmitri Khristich	3	0	0	0	0
Joe Reekie	4	0	0	0	4
Sylvain Cote	5	0	0	0	2
Trent Whitfield	5	0	0	0	2
Adam Oates	6	0	0	0	0
Joe Sacco	6	0	0	0	2
Rob Zettler	6	0	0	0	0
Andrei Nikolishin	6	0	0	0	2
Dainius Zubrus	6	0	0	0	2

Goaltender	GP	MIN	W	L	GAA	SO	SA	PCT
Olie Kolzig	6	375	2	4	2.24	1	153	.908



# Year-by-Year Playoff Statistics

## 1999-00

Player	GP	G	A	PTS	PIM
Jeff Halpern	5	2	1	3	0
Calle Johansson	5	1	2	3	0
Adam Oates	5	0	3	3	4
Chris Simon	4	2	0	2	24
Peter Bondra	5	1	1	2	4
Andrei Nikolishin	5	0	2	2	4
Sergei Gonchar	5	1	0	1	6
Steve Konowalchuk	5	1	0	1	2
Ulf Dahlen	5	0	1	1	2
Ken Klee	5	0	1	1	10
Joe Reekie	5	0	1	1	2
Jim McKenzie	1	0	0	0	0
Glen Metropolit	2	0	0	0	2
Trent Whitfield	3	0	0	0	0
Brendan Witt	3	0	0	0	0
Terry Yake	3	0	0	0	0
Dmitri Mironov	4	0	0	0	4
Joe Murphy	5	0	0	0	8
Joe Sacco	5	0	0	0	4
Richard Zednik	5	0	0	0	5
Rob Zettler	5	0	0	0	2

Goaltender	GP	MIN	W	LGAA	SO	SA	PCT
Craig Billington	1	20	0	0	3.00	0	5 .833
Olie Kolzig	5	284	1	4	3.40	0	87 .845

## 1997-98

Player	GP	G	A	PTS	PIM
Joe Juneau	21	7	10	17	8
Adam Oates	21	6	11	17	8
Andrei Nikolishin	21	1	13	14	12
Brian Bellows	21	6	7	13	6
Peter Bondra	17	7	5	12	12
Sergei Gonchar	21	7	4	11	30
Richard Zednik	17	7	3	10	16
Calle Johansson	21	2	8	10	16
Esa Tikkanen	21	3	3	6	20
Phil Housley	18	0	4	4	4
Dale Hunter	21	0	4	4	30
Todd Krygier	13	1	2	3	6
Joe Reekie	21	1	2	3	20
Mark Tinordi	21	1	2	3	42
Michal Pivonka	13	0	3	3	0
Jeff Brown	2	0	2	2	0
Mike Eagles	12	0	2	2	2
Ken Klee	9	1	0	1	10
Brendan Witt	16	1	0	1	14
Chris Simon	18	1	0	1	26
Craig Berube	21	1	0	1	21
Kelly Miller	10	0	1	1	4
Jeff Toms	1	0	0	0	0
Jaroslav Svejkovsky	1	0	0	0	2
Olie Kolzig	21	0	0	0	4

Goaltender	GP	MIN	W	LGAA	SO	SA	PCT
Olie Kolzig	21	1351	12	9	1.95	4	740 .941

## 1995-96

Player	GP	G	A	PTS	PIM
Joe Juneau	5	0	7	7	6
Sergei Gonchar	6	2	4	6	4
Dale Hunter	6	1	5	6	24
Peter Bondra	6	2	3	5	8
Michal Pivonka	6	3	2	5	18
Andrew Brunette	6	1	3	4	0
Pat Peake	5	2	1	3	12
Sylvain Cote	6	2	0	2	12
Todd Krygier	6	2	0	2	12
Mike Eagles	6	1	1	2	2
Steve Konowalchuk	2	0	2	2	0
Kelly Miller	6	0	1	1	4
Ken Klee	1	0	0	0	0
Nolan Baumgartner	1	0	0	0	10
Craig Berube	2	0	0	0	19
Keith Jones	2	0	0	0	7
Kevin Kaminski	3	0	0	0	16
Jeff Nelson	3	0	0	0	4
Jim Carey	3	0	0	0	0
Olaf Kolzig	5	0	0	0	4
Stefan Ustorf	5	0	0	0	0
Jim Johnson	6	0	0	0	6
Mark Tinordi	6	0	0	0	16
Eric Charron	6	0	0	0	8
Steve Poapst	6	0	0	0	0

Goaltender	GP	MIN	W	LGAA	SO	SA	PCT
Jim Carey	3	97	0	1	6.19	0	39 .744
Olie Kolzig	5	341	2	3	1.94	0	167 .934

## 1994-95

Player	GP	G	A	PTS	PIM
Peter Bondra	7	5	3	8	10
Dale Hunter	7	4	4	8	24
Keith Jones	7	4	4	8	22
Joe Juneau	7	2	6	8	2
Steve Konowalchuk	7	2	5	7	12
Dmitri Khristich	7	1	4	5	0
Michal Pivonka	7	1	4	5	21
Calle Johansson	7	3	1	4	0
Sergei Gonchar	7	2	2	4	2
Sylvain Cote	7	1	3	4	2
Kelly Miller	7	0	3	3	4
Mike Eagles	7	0	2	2	4
Jim Johnson	7	0	2	2	8
Rob Pearson	3	1	0	1	17
Mark Tinordi	1	0	0	0	2
Dave Poulin	2	0	0	0	0
Igor Ulanov	2	0	0	0	4
Kevin Kaminski	5	0	0	0	36
Craig Berube	7	0	0	0	29
Joe Reekie	7	0	0	0	2
Ken Klee	7	0	0	0	4
Jim Carey	7	0	0	0	4

Goaltender	GP	MIN	W	LGAA	SO	SA	PCT
Olie Kolzig	2	44	1	0	1.36	0	21 .952
Byron Dafoe	1	20	0	0	3.00	0	3 .667
Jim Carey	7	358	2	4	4.19	0	151 .834

## 1993-94

Player	GP	G	A	PTS	PIM
Mike Ridley	11	4	6	10	6
Joe Juneau	11	4	5	9	6
Kelly Miller	11	2	7	9	0
Sylvain Cote	9	1	8	9	6
Michal Pivonka	7	4	4	8	4
Kevin Hatcher	11	3	4	7	37
Peter Bondra	9	2	4	6	4
Dmitri Khristich	11	2	3	5	10
Dave Poulin	11	2	2	4	19
Calle Johansson	6	1	3	4	4
Joe Reekie	11	2	1	3	29
Dale Hunter	7	0	3	3	14
Todd Krygier	5	2	0	2	10
John Slaney	11	1	1	2	2
Randy Burridge	11	0	2	2	12
Jason Woolley	4	1	0	1	4
Shawn Anderson	8	1	0	1	12
Pat Peake	8	0	1	1	8
Keith Jones	11	0	1	1	36
Steve Konowalchuk	11	0	1	1	10
Todd Nelson	4	0	0	0	0
Don Beaupre	8	0	0	0	2
Craig Berube	8	0	0	0	21

Goaltender	GP	MIN	W	LGAA	SO	SA	PCT
Byron Dafoe	2	118	0	2	2.54	0	39 .872
Don Beaupre	8	429	5	2	2.94	1	191 .890
Rick Tabaracci	2	111	0	2	3.24	0	50 .880

## 1992-93

Player	GP	G	A	PTS	PIM
Dale Hunter	6	7	1	8	35
Dmitri Khristich	6	2	5	7	2
Al Iafrate	6	6	0	6	4
Mike Ridley	6	1	5	6	0
Peter Bondra	6	0	6	6	0
Pat Elynuik	6	3	2	5	19
Calle Johansson	6	0	5	5	6
Kelly Miller	6	0	3	3	2
Sylvain Cote	6	1	1	2	4
Todd Krygier	6	1	1	2	4
Paul Cavallini	6	0	2	2	18
Michal Pivonka	6	0	2	2	0
Randy Burridge	4	1	0	1	0
Steve Konowalchuk	2	0	1	1	0
Kevin Hatcher	6	0	1	1	14
Alan May	6	0	1	1	6
Don Beaupre	2	0	0	0	0
Rick Tabaracci	4	0	0	0	4
Shawn Anderson	6	0	0	0	0
Keith Jones	6	0	0	0	10

Goaltender	GP	MIN	W	LGAA	SO	SA	PCT
Rick Tabaracci	4	304	1	3	2.76	0	160 .913
Don Beaupre	2	119	1	1	4.54	0	65 .862





# Year-by-Year Playoff Statistics

## 1991-92

Player	GP	G	A	PTS	PIM
Mike Ridley	7	0	11	11	0
Dino Ciccarelli	7	5	4	9	14
Peter Bondra	7	6	2	8	4
Al Iafrate	7	4	2	6	14
Kevin Hatcher	7	2	4	6	19
Michal Pivonka	7	1	5	6	13
Dmitri Khristich	7	3	2	5	15
Dale Hunter	7	1	4	5	16
Calle Johansson	7	0	5	5	4
Todd Krygier	5	2	1	3	4
Sylvain Cote	7	1	2	3	4
Kelly Miller	7	1	2	3	4
John Druce	7	1	0	1	2
Randy Burridge	2	0	1	1	0
Rod Langway	7	0	1	1	2
Paul MacDermid	7	0	1	1	22
Dave Tippett	7	0	1	1	0
Brad Schlegel	7	0	1	1	2
Alan May	7	0	0	0	0

Goaltender	GP	MIN	W	LGAA	SO	SA	PCT
Don Beaupre	7	419	3	4	3.15	0	212 .896

## 1990-91

Player	GP	G	A	PTS	PIM
Dale Hunter	11	1	9	10	41
Dino Ciccarelli	11	5	4	9	22
Calle Johansson	10	2	7	9	8
Mike Ridley	11	3	4	7	8
Kelly Miller	11	4	2	6	6
Kevin Hatcher	11	3	3	6	8
Dave Tippett	10	2	3	5	8
Michal Pivonka	11	2	3	5	8
Al Iafrate	10	1	3	4	22
Dmitri Khristich	11	1	3	4	6
Stephen Leach	9	1	2	3	8
Mike Lalor	10	1	2	3	8
Tim Bergland	11	1	1	2	12
John Druce	11	1	1	2	7
Alan May	11	1	1	2	37
Rod Langway	11	0	2	2	6
Peter Bondra	4	0	1	1	2
Nick Kypreos	9	0	1	1	38
Jeff Greenlaw	1	0	0	0	2
Kent Paynter	1	0	0	0	0
Mike Liut	2	0	0	0	0
Neil Sheehy	2	0	0	0	19
Ken Sabourin	11	0	0	0	34

Goaltender	GP	MIN	W	LGAA	SO	SA	PCT
Don Beaupre	11	624	5	5	2.79	1	294 .901
Mike Liut	2	48	0	1	5.00	0	30 .867

## 1989-90

Player	GP	G	A	PTS	PIM
John Druce	15	14	3	17	23
Geoff Courtall	15	4	9	13	32
Dale Hunter	15	4	8	12	61
Dino Ciccarelli	8	8	3	11	6
Scott Stevens	15	2	7	9	25
Kelly Miller	15	3	5	8	23
John Tucker	12	1	7	8	0
Kevin Hatcher	11	0	8	8	32
Mike Ridley	14	3	4	7	8
Calle Johansson	15	1	6	7	4
Bob Rouse	15	2	3	5	47
Rod Langway	15	1	4	5	12
Stephen Leach	14	2	2	4	8
Bob Joyce	14	2	1	3	9
Tim Bergland	15	1	1	2	10
Michal Pivonka	11	0	2	2	6
Nick Kypreos	7	1	0	1	15
Neil Sheehy	10	0	1	1	92
Steve Maltais	1	0	0	0	0
Scott Kleinendorst	3	0	0	0	0
Kent Paynter	3	0	0	0	10
Don Beaupre	8	0	0	0	2
Rob Murray	9	0	0	0	18
Alan May	15	0	0	0	37

Goaltender	GP	MIN	W	LGAA	SO	SA	PCT
Don Beaupre	8	401	4	3	2.69	0	187 .904
Mike Liut	9	507	4	4	3.31	0	223 .874

## 1988-89

Player	GP	G	A	PTS	PIM
Geoff Courtall	6	2	5	7	12
Dino Ciccarelli	6	3	3	6	12
Bengt Gustafsson	4	2	3	5	6
Kevin Hatcher	6	1	4	5	20
Scott Stevens	6	1	4	5	11
Mike Ridley	6	0	5	5	2
Michal Pivonka	6	3	1	4	10
Dale Hunter	6	0	4	4	27
Calle Johansson	6	1	2	3	0
Bob Rouse	6	2	0	2	4
Dave Christian	6	1	1	2	0
Bob Gould	6	0	2	2	0
Lou Franceschetti	6	1	0	1	8
Stephen Leach	6	1	9	1	12
Kelly Miller	6	1	0	1	2
Chris Felix	1	0	1	1	0
Yvon Corriveau	1	0	0	0	0
John Druce	1	0	0	0	0
Doug Wickenheiser	5	0	0	0	2
Rod Langway	6	0	0	0	6
Pete Peeters	6	0	0	0	2
Neil Sheehy	6	0	0	0	19

Goaltender	GP	MIN	W	LGAA	SO	SA	PCT
Pete Peeters	6	359	2	4	4.01	0	164 .853

## 1987-88

Player	GP	G	A	PTS	PIM
Bengt Gustafsson	14	4	9	13	6
Michal Pivonka	14	4	9	13	4
Dale Hunter	14	7	5	12	98
Kevin Hatcher	14	5	7	12	55
Scott Stevens	13	1	11	12	46
Mike Ridley	14	6	5	11	10
Dave Christian	14	5	6	11	6
Larry Murphy	13	4	4	8	33
Kelly Miller	13	4	4	8	10
Mike Gartner	14	3	4	7	14
Garry Galley	13	2	4	6	13
Greg Adams	14	0	5	5	58
Bob Gould	14	3	1	4	21
Stephen Leach	3	2	1	3	0
Yvon Corriveau	13	1	2	3	30
Peter Sundstrom	14	2	0	2	6
Grant Ledyard	14	1	0	1	3
Chris Felix	1	0	0	0	0
Jeff Greenlaw	1	0	0	0	19
Grant Jennings	1	0	0	0	0
Ed Kastelic	1	0	0	0	19
Lou Franceschetti	4	0	0	0	14
Clint Malarchuk	4	0	0	0	2
Rod Langway	6	0	0	0	8
Greg Smith	9	0	0	0	23
Pete Peeters	12	0	0	0	4

Goaltender	GP	MIN	W	LGAA	SO	SA	PCT
Pete Peeters	12	654	7	5	3.12	0	326 .895
Clint Malarchuk	4	193	0	2	4.66	0	95 .842

## 1986-87

Player	GP	G	A	PTS	PIM
Mike Gartner	7	4	3	7	14
Scott Stevens	7	0	5	5	19
Kelly Miller	7	2	2	4	0
Larry Murphy	7	2	2	4	6
Greg Adams	7	1	3	4	38
Dave Christian	7	1	3	4	6
Gaetan Duchesne	7	3	0	3	14
Mike Ridley	7	2	1	3	6
Alan Haworth	6	0	3	3	7
Bob Gould	7	0	3	3	8
Michal Pivonka	7	1	1	2	2
Grant Martin	1	1	0	1	2
Ed Kastelic	5	1	0	1	13
Kevin Hatcher	7	1	0	1	20
John Blum	6	0	1	1	4
Rod Langway	7	0	1	1	2
Craig Laughlin	1	0	0	0	0
Garry Galley	2	0	0	0	0
Pete Peeters	3	0	0	0	2
Lou Franceschetti	7	0	0	0	23
Dave Jensen	7	0	0	0	2
Greg Smith	7	0	0	0	11

Goaltender	GP	MIN	W	LGAA	SO	SA	PCT
Bob Mason	4	309	2	2	1.75	1	143 .937
Pete Peeters	3	180	1	2	3.00	0	76 .880



# Year-by-Year Playoff Statistics

## 1985-86

Player	GP	G	A	PTS	PIM
Mike Gartner	9	2	10	12	4
Scott Stevens	9	3	8	11	12
Alan Haworth	9	4	6	10	11
Bob Carpenter	9	5	4	9	12
Dave Christian	9	4	4	8	0
Gaetan Duchesne	9	4	3	7	12
Bob Gould	9	4	3	7	11
Larry Murphy	9	1	5	6	6
Greg Adams	9	1	3	4	27
John Barrett	9	1	2	3	35
Greg Smith	9	1	2	3	9
Jorgen Pettersson	8	1	2	3	2
Rod Langway	9	1	2	3	6
Craig Laughlin	9	1	2	3	10
Yvon Coriveau	4	0	3	3	2
Kevin Hatcher	9	1	1	2	19
Stephen Leach	6	0	1	1	0
Dwight Schofield	3	0	0	0	14
Marc Taylor	3	0	0	0	0
Dave Jensen	4	0	0	0	0
Lou Franceschetti	8	0	0	0	15
Pete Peeters	9	0	0	0	2

Goaltender	GP	MIN	W	LGAA	SO	SA	PCT
Pete Peeters	9	544	5	4	2.65	0	253 .905

## 1984-85

Player	GP	G	A	PTS	PIM
Mike Gartner	5	4	3	7	9
Larry Murphy	5	2	3	5	0
Bob Carpenter	5	1	4	5	8
Bengt Gustafsson	5	1	3	4	0
Dave Christian	5	1	1	2	0
Lou Franceschetti	5	1	1	2	15
Alan Haworth	5	1	0	1	0
Doug Jarvis	5	1	0	1	0
Gaetan Duchesne	5	0	1	1	7
Bob Gould	5	0	1	1	2
Rod Langway	5	0	1	1	6
Mike McEwen	5	0	1	1	4
Scott Stevens	5	0	1	1	20
Darren Veitch	5	0	1	1	4
Kevin Hatcher	1	0	0	0	0
Mikko Leinonen	1	0	0	0	0
Peter Anderson	2	0	0	0	0
Timo Blomquist	2	0	0	0	0
Al Jensen	3	0	0	0	2
Gary Sampson	4	0	0	0	0
Greg Adams	5	0	0	0	9
Craig Laughlin	5	0	0	0	2

Goaltender	GP	MIN	W	LGAA	SO	SA	PCT
Al Jensen	3	201	1	2	2.39	0	86 .906
Pat Rigglin	2	122	1	1	2.46	0	39 .872

## 1983-84

Player	GP	G	A	PTS	PIM
Mike Gartner	8	3	7	10	16
Dave Christian	8	5	4	9	5
Scott Stevens	8	1	8	9	5
Craig Laughlin	8	4	2	6	6
Alan Haworth	8	3	2	5	4
Bengt Gustafsson	8	2	3	5	0
Bryan Erickson	8	3	2	5	7
Doug Jarvis	8	2	3	5	6
Rod Langway	8	0	5	5	7
Bobby Carpenter	8	2	1	3	25
Gaetan Duchesne	8	2	1	3	2
Larry Murphy	8	0	3	3	6
Bob Gould	5	0	2	2	4
Glen Currie	8	1	0	1	0
Gary Sampson	8	1	0	1	0
Peter Andersson	3	0	1	1	2
Darren Veitch	5	0	1	1	15
Al Jensen	6	0	1	1	2
Dave Shand	8	0	1	1	13
Greg Adams	1	0	0	0	0
Andre Hidi	2	0	0	0	0
Lou Franceschetti	3	0	0	0	8
Pat Rigglin	5	0	0	0	2
Timo Blomqvist	8	0	0	0	8

Goaltender	GP	MIN	W	LGAA	SO	SA	PCT
Pat Rigglin	5	230	1	3	2.35	0	81 .888
Al Jensen	6	258	3	1	3.26	0	120 .882

## 1982-83

Player	GP	G	A	PTS	PIM
Bob Gould	4	5	0	5	4
Glen Currie	4	0	3	3	4
Gaetan Duchesne	4	1	1	2	4
Dennis Maruk	4	1	1	2	2
Brian Engblom	4	0	2	2	2
Bobby Carpenter	4	1	0	1	2
Ken Houston	4	1	0	1	4
Craig Laughlin	4	1	0	1	0
Scott Stevens	4	1	0	1	26
Bengt Gustafsson	4	1	0	1	4
Randy Holt	4	0	1	1	20
Doug Jarvis	4	0	1	1	0
Greg Theberge	4	0	1	1	0
Ted Bulley	1	0	0	0	0
Milan Novy	2	0	0	0	0
Chris Valentine	2	0	0	0	4
Timo Blomquist	3	0	0	0	16
Mike Gartner	4	0	0	0	4
Alan Haworth	4	0	0	0	2
Rod Langway	4	0	0	0	0

Goaltender	GP	MIN	W	LGAA	SO	SA	PCT
Al Jensen	3	139	1	2	4.32	0	75 .867
Pat Rigglin	3	101	0	1	4.75	0	59 .864



# Playoff Record Book

## PLAYOFF – TEAM

ALL-TIME APPEARANCES  
22

STANLEY CUP FINAL APPEARANCES  
1 1998

CONFERENCE FINALS APPEARANCES  
2 1998, 1990

## TEAM – SEASON

### MOST GOALS

54 1988  
53 1998  
48 1990  
At Home  
25 1998  
1988  
21 Three times; most recent 2009  
On Road  
29 1988  
28 1998  
1990

### MOST GOALS AGAINST

50 1988  
48 1990  
42 1998  
At Home  
26 1988  
24 1998  
21 2009  
On Road  
32 1990  
24 1988  
23 1994

### MOST POWER-PLAY GOALS

14 1998  
1988  
At Home  
8 1990  
On Road  
9 1988

### MOST POWER-PLAY ATTEMPTS

99 1988  
At Home  
51 1988  
On Road  
48 1988

### MOST POWER-PLAY GOALS ALLOWED

15 1998  
13 Three times; most recent 2009  
At Home  
9 1998  
On Road  
9 1990

### MOST SHORTHANDED GOALS

4 1988

MOST SHORTHANDED GOALS ALLOWED  
3 1990

### MOST SHOTS

529 1998  
424 1988

### MOST SHOTS ALLOWED

740 1998  
422 2009  
421 1988

### MOST PENALTY MINUTES

529 1988

### MOST PENALTY MINUTES, OPPONENTS

647 1988

### MOST SHUTOUTS

4 1998  
2 2009

### MOST TIMES SHUTOUT

2 1998  
1 Eight times; most recent 2009

### MOST CONSECUTIVE SHUTOUTS

2 5/13/98 to 5/15/98

### FEWEST GOALS

8 2000  
10 2001  
11 1983  
At Home  
3 2001  
4 2000  
5 Three times; most recent 2003  
On Road  
4 2000  
5 1985  
6 1983

### FEWEST GOALS AGAINST

14 Three times; most recent 2003  
17 2000  
At Home  
4 2001  
6 1985  
9 Three times; most recent 2011  
On Road  
5 2003  
6 Twice; most recent 2000  
7 1983

### FEWEST POWER-PLAY GOALS

1 2010  
1983

### FEWEST POWER-PLAY GOALS ALLOWED

3 Twice; most recent 1983

### FEWEST POWER-PLAY ATTEMPTS

21 2000  
22 2001  
25 1983

FEWEST POWER-PLAY ATTEMPTS, OPPONENTS  
17 1985

### FEWEST SHOTS

127 1983

### FEWEST SHOTS ALLOWED

109 2000  
125 1985

### FEWEST PENALTY MINUTES

69 2010  
83 2000  
84 Twice; most recent 2011

### FEWEST PENALTY MINUTES, OPPONENTS

57 2000  
78 2001  
85 2010

## TEAM – SERIES

### MOST GOALS

31 1988 vs. PHI  
27 1992 vs. PIT  
26 1995 vs. PIT  
At Home  
17 1988 vs. PHI  
On Road  
15 1992 vs. PIT  
1988 vs. NJ

### MOST GOALS AGAINST

29 1995 vs. PIT  
25 Four times; most recent 1992 vs. PIT  
At Home  
14 1988 vs. PHI  
On Road  
18 1995 vs. PIT

### MOST POWER-PLAY GOALS

9 1993 vs. NYI  
1989 vs. PHI  
At Home  
6 1993 vs. NYI  
On Road  
7 1984 vs. NYI

### MOST POWER-PLAY ATTEMPTS

52 1988 vs. NJ

### MOST POWER-PLAY GOALS ALLOWED

10 1995 vs. PIT  
At Home  
5 2009 vs. PIT  
1996 vs. PIT  
1989 vs. PHI  
On Road  
6 1995 vs. PIT

### MOST POWER-PLAY ATTEMPTS, OPPONENT

42 1996 vs. PIT  
1995 vs. PIT

### MOST SHORTHANDED GOALS

3 1988 vs. PHI

### MOST SHORTHANDED GOALS ALLOWED

2 1996 vs. PIT  
1990 vs. NYR

### MOST SHOTS

292 2010 vs. MTL  
273 1987 vs. NYI

### MOST SHOTS ALLOWED

256 2009 vs. PIT

### MOST PENALTY MINUTES

305 1988 vs. NJ

### MOST PENALTY MINUTES, OPPONENT

349 1988 vs. NJ

### FEWEST GOALS

6 1989 vs. BOS  
7 1998 vs. DET  
8 2000 vs. PIT  
At Home  
2 1998 vs. DET  
1991 vs. PIT  
On Road  
3 Twice; most recent 1990 vs. BOS

### FEWEST GOALS AGAINST

4 1986 vs. NYI  
5 1984 vs. PHI  
7 1998 vs. OTT  
At Home  
2 2011 vs. NYR  
On Road  
1 1986 vs. NYI  
1984 vs. PHI

### FEWEST POWER-PLAY GOALS

1 2010 vs. MTL  
1983 vs. NYI

### FEWEST POWER-PLAY ATTEMPTS

11 1984 vs. PHI

### FEWEST POWER-PLAY GOALS ALLOWED

1 Three; most recent 2011 vs. NYR

### FEWEST POWER-PLAY ATTEMPTS, OPPONENT

7 1984 vs. PHI

### FEWEST SHOTS

90 1998 vs. OTT  
1984 vs. PHI

### FEWEST SHOTS AGAINST

90 1986 vs. NYI

### FEWEST PENALTY MINUTES

36 2011 vs. TB

### FEWEST PENALTY MINUTES, OPPONENT

38 2011 vs. TB



# Playoff Record Book

## TEAM – GAME

### MOST GOALS

At Home  
8 4/19/86 vs. NYR  
7 4/23/90 vs. NYR  
On Road  
7 4/25/92 at PIT  
4/14/88 at PHI  
4/28/88 at NJ

### MOST GOALS AGAINST

At Home  
8 4/11/89 vs. PHI  
7 4/13/00 vs. PIT  
5/16/95 vs. PIT  
On Road  
10 4/22/88 at NJ  
8 4/11/89 at PHI  
7 4/19/91 at PIT  
4/19/90 at NYR

### MOST POWER-PLAY GOALS

At Home  
3 Four times; most recent  
4/19/96 vs. PIT  
On Road  
4 Twice; most recent 4/14/88 at  
PHI

### MOST POWER-PLAY GOALS ALLOWED

At Home  
3 Three times; most recent  
6/16/98 vs. DET  
On Road  
4 4/29/92 at PIT

### MOST POWER-PLAY GOALS, BOTH TEAMS

5 Several times; most recent  
4/18/01 at PIT

### MOST POWER-PLAY ATTEMPTS

At Home  
11 4/9/83 vs. NYI  
On Road  
11 4/22/88 at NJ

### MOST POWER-PLAY ATTEMPTS, OPPONENT

At Home  
10 4/24/96 vs. PIT  
On Road  
12 4/23/92 at PIT

### MOST SHORTHANDED GOALS

1 22 times; most recent  
4/21/10 at MTL

### MOST SHORTHANDED GOALS ALLOWED

1 15 times; most recent  
4/16/03 vs. TB

### MOST SHOTS

At Home  
75 4/18/87 vs. NYI  
On Road  
55 4/11/91 at NYR

### MOST SHOTS IN A REGULATION GAME

At Home  
49 4/23/90 vs. NYR  
On Road  
54 4/26/10 at MTL  
40 Three times; most recent  
4/20/09 at NYR

### MOST SHOTS ALLOWED

At Home  
65 4/24/96 vs. PIT  
On Road  
60 6/11/98 at DET

### MOST SHOTS ALLOWED IN A REGULATION GAME

At Home  
41 4/13/08 vs. PHI  
On Road  
43 4/12/03 at TB

### MOST PENALTY MINUTES

At Home  
80 4/20/88 vs. NJ  
On Road  
123 4/22/88 at NJ

### MOST PENALTY MINUTES, OPPONENT

At Home  
82 4/20/88 vs. NJ  
On Road  
80 4/22/88 at NJ

### FEWEST GOALS

At Home  
0 Six times; most recent  
4/18/09 vs. NYR  
On Road  
0 Four times; most recent  
4/16/01 at PIT

### FEWEST GOALS ALLOWED

At Home  
0 Five times; most recent  
4/15/11 vs. NYR  
On Road  
0 Seven times; most recent  
4/20/09 at NYR

### FEWEST POWER-PLAY ATTEMPTS

0 5/13/09 vs. PIT

### FEWEST POWER-PLAY ATTEMPTS, OPPONENT

1 Four times; most recent  
4/28/09 vs. NYR

### FEWEST SHOTS

At Home  
14 5/9/90 vs. BOS  
On Road  
11 5/13/98 at OTT

### FEWEST SHOTS ALLOWED

At Home  
10 4/9/90 vs. NJ  
On Road  
15 4/13/85 at NYI

### FEWEST PENALTY MINUTES

At Home  
2 4/28/09 vs. NYR  
5/1/92 vs. PIT  
On Road  
6 4/22/09 at NYR  
6/9/98 at DET  
4/12/84 at NYI

### FEWEST PENALTY MINUTES, OPPONENT

At Home  
0 5/13/09 vs. PIT  
On Road  
4 5/6/09 at PIT  
5/9/90 at BOS

## TEAM – PERIOD

### MOST GOALS

At Home  
4 Twice; most recent 5/9/98 vs.  
OTT  
On Road  
4 Four times; most recent  
4/21/10 at MTL

### MOST GOALS ALLOWED

At Home  
4 4/11/89 vs. PHI  
On Road  
5 4/22/88 at NJ

### MOST POWER-PLAY GOALS

3 4/14/88 vs. PHI

### MOST POWER-PLAY GOALS ALLOWED

3 4/23/92 vs. PIT

### MOST POWER-PLAY ATTEMPTS

7 4/28/88 vs. NJ

### MOST POWER-PLAY ATTEMPTS, OPPONENT

6 4/7/91 vs. NYR

### MOST SHOTS

At Home  
19 Five times; most recent  
4/15/10 vs. MTL  
On Road  
22 4/26/10 at MTL

### MOST SHOTS ALLOWED

At Home  
19 4/24/96 vs. PIT  
On Road  
21 4/21/10 at MTL  
4/21/08 at PHI

### FEWEST SHOTS

At Home  
0 5/7/94 vs. NYR  
On Road  
2 5/13/98 at OTT

### FEWEST SHOTS ALLOWED

At Home  
1 4/28/09 vs. NYR  
4/21/01 vs. PIT  
4/22/96 vs. PIT  
On Road  
1 4/19/94 at PIT

### MOST PENALTY MINUTES

At Home  
51 4/7/84 vs. NYI  
On Road  
77 4/22/88 at NJ

### MOST PENALTY MINUTES, OPPONENT

At Home  
63 4/7/84 vs. NYI  
On Road  
60 4/22/88 at NJ

## FASTEST GOALS

### FASTEST GOAL, START OF A GAME

0:15 Mike Gartner,  
4/8/87 in a 4-3 win vs. NYI

### FASTEST GOAL AGAINST, START OF A GAME

0:14 Kirk Muller,  
4/30/88 in a 3-2 loss vs. NJ

### FASTEST GOAL, START OF A PERIOD

0:15 Mike Gartner, 1st period  
4/8/97 in a 4-3 win vs. NJ

### FASTEST GOAL AGAINST, START OF A PERIOD

0:14 Kirk Muller, 1st period  
4/30/88 in a 3-2 loss vs. NJ

### FASTEST TWO GOALS, BOTH TEAMS

0:09 Bryan Trottier (NYI) and Scott  
Stevens (WSH), 4/10/86 in a  
5-2 win vs. NYI

### FASTEST TWO GOALS, CAPITALS PLAYER

0:16 Larry Murphy,  
4/10/85 in a 4-3 win vs. NYI

### FASTEST TWO GOALS, OPPOSING PLAYER

0:11 Petr Nedved,  
4/17/96 in a 6-4 win at PIT

### FASTEST TWO GOALS, TWO CAPITALS PLAYERS

0:32 Craig Laughlin and Dave  
Christian, 4/5/84 in a 6-2 win  
vs. PHI





# Playoff Record Book

## FASTEST TWO GOALS, OPPOSING PLAYERS

0:07 Marian Gaborik and Brandon Dubinsky, 4/20/11

## FASTEST THREE GOALS, BOTH TEAMS

1:14 Dave Christian (WSH), Scott Stevens (WSH) and Pierre Larouche (NYR), 4/25/86 in a 4-2 loss vs. NYR

## FASTEST THREE GOALS, CAPITALS TEAM

2:09 Mike Gartner and Larry Murphy (2), 4/10/85 in a 4-3 win vs. NYI

## FASTEST FOUR GOALS, BOTH TEAMS

2:33 Danny Briere (PHI), Eric Fehr (WSH), Scott Hartnell (PHI) and Sami Kapanen (PHI), 4/15/08 in a 6-3 loss at PHI

## INDIVIDUAL – SEASON

### MOST GAMES PLAYED

21 12 players, 1998

### MOST POINTS

21 Alex Ovechkin, 2009  
17 Joe Juneau, 1998  
Adam Oates, 1998  
John Druce, 1990

### MOST GOALS

14 John Druce, 1990  
11 Alex Ovechkin, 2009  
8 Dino Ciccarelli, 1990

### MOST ASSISTS

13 Andrei Nikolishin, 1998  
12 Nicklas Backstrom, 2009  
11 Adam Oates, 1998  
Mike Ridley, 1992

### MOST PENALTY MINUTES

98 Dale Hunter, 1988  
92 Neil Sheehy, 1990  
61 Dale Hunter, 1990

### MOST POWER-PLAY GOALS

8 John Druce, 1990

### MOST SHORTHANDED GOALS

2 Bob Gould, 1988

### MOST GAME-WINNING GOALS

5 Joe Juneau, 1998  
John Druce, 1990

### BEST PLUS/MINUS RATING

+10 Alex Ovechkin, 2009  
+9 Tom Poti, 2010  
Calle Johansson, 1998  
Dave Christian, 1988  
Scott Stevens, 1986

## MOST CONSECUTIVE GAMES WITH A POINT

9 Nicklas Backstrom, 4/24/09 to 5/11/09 vs. NYR, PIT  
7 Geoff Courtnall, 4/13/90 to 4/27/90 vs. NJ, NYR

## MOST CONSECUTIVE GAMES WITH A GOAL

7 John Druce, 4/15/90 to 5/3/90 vs. NJ, NYR, BOS

## MOST CONSECUTIVE GAMES WITH AN ASSIST

6 Mike Ridley, 4/21/92 to 5/1/92 vs. PIT  
Scott Stevens, 4/14/87 to 4/9/88 vs. NYI, PHI

## GOALTENDER – SEASON

### MOST GAMES PLAYED

21 Olie Kolzig, 1998  
13 Semyon Varlamov, 2009  
12 Pete Peeters, 1988

### MOST MINUTES

1,351 Olie Kolzig, 1998  
759 Semyon Varlamov, 2009  
654 Pete Peeters, 1988

### MOST WINS

12 Olie Kolzig, 1998  
7 Semyon Varlamov, 2009  
Pete Peeters, 1988

### MOST SHUTOUTS

4 Olie Kolzig, 1998  
2 Semyon Varlamov, 2009

### LOWEST GAA (minimum 60 minutes)

1.75 Bob Mason, 1987  
1.94 Olie Kolzig, 1996  
1.95 Olie Kolzig, 1998

### HIGHEST SAVE PERCENTAGE

.941 Olie Kolzig, 1998  
.937 Bob Mason, 1987  
.934 Olie Kolzig, 1996

### MOST SHOTS AGAINST

740 Olie Kolzig, 1998  
389 Semyon Varlamov, 2009  
326 Pete Peeters, 1988

### MOST SAVES MADE

696 Olie Kolzig, 1998  
357 Semyon Varlamov, 2009

### MOST CONSECUTIVE STARTS, GOALTENDER

38 Olie Kolzig, 4/22/98 to 4/20/03

### MOST CONSECUTIVE GAMES PLAYED, GOALTENDER

41 Olie Kolzig, 4/24/96 to 4/20/03

### MOST CONSECUTIVE WINS, GOALTENDER

5 Semyon Varlamov, 4/24/09 to 5/4/09 vs. NYR, PIT

## MOST CONSECUTIVE SHUTOUT MINUTES

168:42 Olie Kolzig, 5/11/98 to 5/23/98

## INDIVIDUAL – SERIES

### MOST POINTS

14 Alex Ovechkin, 2009 vs. PIT  
11 Dino Ciccarelli, 1990 vs. NJ  
John Druce, 1990 vs. NYR  
Mike Ridley, 1992 vs. PIT

### MOST GOALS

9 John Druce, 1990 vs. NYR

### MOST ASSISTS

11 Mike Ridley, 1992 vs. PIT

### MOST PENALTY MINUTES

58 Neil Sheehy, 1990 vs. NYR

### MOST POWER-PLAY GOALS

5 John Druce, 1990 vs. NYR

### MOST SHORTHANDED GOALS

2 Bob Gould, 1988 vs. PHI

### MOST GAME-WINNING GOALS

2 Several times; most recent  
Jason Chimera, 2011 vs. NYR

## INDIVIDUAL – GAME

### MOST POINTS

5 Alan Haworth, 4/19/86 vs. NYR

### MOST GOALS

4 Dino Ciccarelli, 4/25/92 at PIT

### MOST ASSISTS

4 Andrei Nikolishin, 5/28/98 at BUF  
Scott Stevens, 4/28/88 at NJ

### MOST POWER-PLAY GOALS

2 Seven times; most recent  
Steve Konowalchuk, 4/18/01 at PIT

### MOST PENALTY MINUTES

32 Dale Hunter, 4/22/88 at NJ

### MOST POINTS, OPPONENT

8 Patrik Sundstrom, 4/22/88 at NJ

### MOST GOALS, OPPONENT

4 Mark Johnson, 4/22/88 at NJ  
Ray Ferraro, 4/26/93 vs. NYI

### MOST ASSISTS, OPPONENT

5 Patrik Sundstrom, 4/22/88 at NJ

### MOST POWER-PLAY GOALS, OPPONENT

3 Mark Johnson, 4/22/88 at NJ

## MOST PENALTY MINUTES, OPPONENT

37 Jim Korn, 4/28/88 at NJ

## GOALTENDER – GAME

### MOST SAVES

62 Olie Kolzig, 4/24/96 in a 3-2 loss vs. PIT

### MOST SHOTS AGAINST IN A REGULATION GAME

48 Olie Kolzig, 6/11/98 at DET

### MOST SHOTS AGAINST IN AN OVERTIME GAME

63 Olie Kolzig, 4/24/96 vs. PIT

## INDIVIDUAL – PERIOD

### MOST POINTS

3 Several times; most recent  
Jaromir Jagr, 4/12/03 at TB

### MOST GOALS

3 Dino Ciccarelli, 4/25/92 at PIT

### MOST ASSISTS

3 Several times; most recent  
Joe Juneau, 4/19/96 at PIT

### MOST PENALTY MINUTES

24 Dale Hunter, 4/22/88 at NJ

### MOST POINTS, OPPONENT

4 Mario Lemieux, 4/23/92 at PIT

### MOST GOALS, OPPONENT

3 Ray Ferraro, 4/26/93 vs. NYI

### MOST ASSISTS, OPPONENT

3 Ron Francis, 5/8/95 at PIT  
Brian Leetch, 5/9/94 at NYR  
Paul Coffey, 4/19/91 at PIT

### MOST PENALTY MINUTES, OPPONENT

27 Jim Korn, 4/28/88 at NJ  
Greg Smyth, 4/14/88 at PHI





**OPPONENTS**





# Anaheim Ducks

## CLUB INFORMATION

**Founded** ..... 1993-94  
**Home Arena** ..... Honda Center (17,174)  
**Stanley Cups** ..... 2007  
**Chief Executive Officer** ..... Michael Schulman  
**Executive Vice President/General Manager** ..... Bob Murray  
**Head Coach** ..... Randy Carlyle  
**Assistant Coaches** ..... Dave Farrish, Mike Foligno  
**Director of Media & Communications** ..... Alex Gilchrist  
**2010-11 Record** ..... 47-30-5 (99 points)  
**2010-11 Finish** ..... 2nd, Pacific Division  
**2010-11 Playoffs** ..... W. Conf. quarterfinals (def. by NSH, 4-2)

Honda Center  
 2695 E. Katella Ave.  
 Anaheim, CA 92806  
 714.940.2900  
 Fax: 714.940.2953  
<http://ducks.nhl.com>



## 2011-12 MEETING

Nov. 1 at Washington

## ALL-TIME SERIES HISTORY

	TOTALS								HOME								AWAY							
YEAR	GP	W	L	T	OT	PTS	GF	GA	GP	W	L	T	OT	PTS	GF	GA	GP	W	L	T	OT	PTS	GF	GA
93-94	2	2	0	0	-	4	8	2	1	1	0	0	-	2	3	0	1	1	0	0	-	2	5	2
94-95	Teams did not meet in 1994-95																							
95-96	2	0	1	1	-	1	3	4	1	0	1	0	-	0	1	2	1	0	0	1	-	1	2	2
96-97	2	0	2	0	-	0	5	9	1	0	1	0	-	0	1	4	1	0	1	0	-	0	4	5
97-98	2	1	1	0	-	2	7	8	1	1	0	0	-	2	3	2	1	0	1	0	-	0	4	6
98-99	2	1	1	0	-	2	1	1	1	1	0	0	-	2	1	0	1	0	1	0	-	0	0	1
99-00	2	0	2	0	0	0	3	12	1	0	1	0	0	0	1	7	1	0	1	0	0	0	2	5
00-01	2	1	1	0	0	2	4	5	1	0	1	0	0	0	0	2	1	1	0	0	0	2	4	3
01-02	2	1	1	0	0	2	5	3	1	1	0	0	0	2	4	1	1	0	1	0	0	0	1	2
02-03	1	0	1	0	0	0	0	3	0	0	0	0	0	0	0	0	1	0	1	0	0	0	0	3
03-04	1	0	1	0	0	0	2	4	1	0	1	0	0	0	2	4	0	0	0	0	0	0	0	0
05-06	1	1	0	-	0	2	3	2	0	0	0	-	0	0	0	0	1	1	0	-	0	2	3	2
06-07	1	0	1	-	0	0	1	6	1	0	1	-	0	0	1	6	0	0	0	-	0	0	0	0
07-08	Teams did not meet in 2007-08																							
08-09	1	1	0	-	0	2	6	4	0	0	0	-	0	0	0	0	1	1	0	-	0	2	6	4
09-10	1	1	0	-	0	2	5	1	1	1	0	-	0	2	5	1	0	0	0	-	0	0	0	0
10-11	2	1	0	-	1	3	8	8	1	0	0	-	1	1	1	2	1	1	0	-	0	2	7	6
Totals	24	10	12	1	1	22	61	72	12	5	6	0	1	11	23	31	12	5	6	1	0	11	38	41

## SERIES INFORMATION

All-Time Series (W-L-T-OT)  
 Current Streak  
 Last Washington Win  
 Last Anaheim Win  
 Last Tie  
 Last Overtime Game  
 Overtime Record  
 Last 10 Games (W-L-T-OT)  
 Longest Unbeaten Streak  
 Longest Winning Streak  
 Longest Winless Streak  
 Longest Losing Streak  
 Washington Shutouts (Last)  
 Anaheim Shutouts (Last)  
 Last Washington Hat Trick  
 Last Anaheim Hat Trick  
 Most Washington Goals  
 Most Anaheim Goals

### Overall

WSH trails, 10-12-1-1  
 1 WSH win (2/16/11)  
 2/16/11 (7-6)  
 12/15/10 (2-1 ot)  
 11/29/95 (2-2)  
 12/15/10 (L, 2-1)  
 1-1-1  
 5-4-0-1  
 3 (10/29/93-11/29/95)  
 2 (three times)  
 5 (11/29/95-2/28/97)  
 4 (12/13/96-2/28/97)  
 2 (10/10/98)  
 3 (12/11/02)  
 A. Semin (2/16/11)  
 none  
 7 (2/16/11)  
 7 (10/19/99)

### at Washington

WSH trails, 5-6-0-1  
 1 ANA win (12/15/10)  
 1/27/10 (5-1)  
 12/15/10 (2-1 ot)  
 none  
 12/15/10 (L, 2-1)  
 0-1-0  
 4-5-0-1  
 2 (1/1/98-10/10/98)  
 2 (1/1/98-10/10/98)  
 2 (three times)  
 2 (three times)  
 2 (10/10/98)  
 1 (3/13/01)  
 none  
 none  
 5 (1/27/10)  
 7 (10/19/99)

### at Anaheim

WSH trails, 5-6-1-0  
 3 WSH wins (1/13/06-2/16/11)  
 2/16/11 (7-6)  
 12/11/02 (3-0)  
 11/29/95 (2-2)  
 1/13/06 (W, 3-2)  
 1-0-1  
 3-6-1-0  
 3 (1/13/06-2/16/11)  
 3 (1/13/06-2/16/11)  
 5 (11/29/95-10/28/99)  
 4 (12/13/96-10/28/99)  
 none  
 2 (12/11/02)  
 A. Semin (2/16/11)  
 none  
 7 (11/19/08)  
 6 (two times)



# Anaheim Ducks

## 2010-11 WASHINGTON CAPITALS VS. ANAHEIM DUCKS CAPITALS WON SEASON SERIES, 1-0-1 • ANAHEIM 1-1-0

**ANAHEIM**                      **DUCKS**                      **CAPITALS**                      **ATTEND**                      **GOALTENDERS**                      **W. GOAL**  
FEB 16, 2011                      6                      7                      15,579                      MICHAL NEUVIRTH / CURTIS MCELHINNEY ALEXANDER SEMIN

**WASHINGTON**                      **DUCKS**                      **CAPITALS**                      **ATTEND**                      **GOALTENDERS**                      **W. GOAL**  
DEC 15, 2010                      2                      1                      18,398                      JONAS HILLER / SEMYON VARLAMOV                      RYAN GETZLAF

CAPITALS	GP	G	A	P	+/-	PIM	PP	SH	GW	EN	S	%	DUCKS	GP	G	A	P	+/-	PIM	PP	SH	GW	EN	S	%
ALEXANDER SEMIN	1	3	0	3	4	0	0	0	1	0	4	75.0	RYAN GETZLAF	2	2	3	5	-1	0	1	0	1	0	4	50.0
BROOKS LAICH	2	2	1	3	3	0	0	0	0	0	10	20.0	COREY PERRY	2	1	4	5	0	0	0	1	0	0	4	25.0
KARL ALZNER	2	0	3	3	4	0	0	0	0	0	2	0.0	BOBBY RYAN	2	1	1	2	-3	0	0	0	0	0	4	25.0
NICKLAS BACKSTROM	2	0	3	3	0	0	0	0	0	0	5	0.0	LUBOMIR VISNOVSKY	2	1	1	2	0	0	0	0	0	0	5	20.0
ALEX OVECHKIN	2	1	1	2	-2	0	0	0	0	0	9	11.1	TONI LYDMAN	2	1	1	2	2	0	0	0	0	0	2	50.0
MATT HENDRICKS	2	0	2	2	1	0	0	0	0	0	4	0.0	LUCA SBISA	2	0	2	2	1	0	0	0	0	0	0	0.0
DAVID STECKEL	2	1	0	1	1	0	0	0	0	0	5	20.0	JOFFREY LUPUL	1	1	0	1	0	0	1	0	0	0	6	16.7
MIKE KNUBLE	2	1	0	1	-1	2	0	0	0	0	5	20.0	TEEMU SELANNE	1	1	0	1	-1	0	0	0	0	0	2	50.0
BOYD GORDON	1	0	1	1	0	0	0	0	0	0	3	0.0	JASON BLAKE	2	0	1	1	-2	0	0	0	0	0	7	0.0
MARCUS JOHANSSON	1	0	1	1	2	0	0	0	0	0	3	0.0	CAM FOWLER	2	0	1	1	-5	0	0	0	0	0	2	0.0
JOHN CARLSON	2	0	1	1	4	0	0	0	0	0	2	0.0	BRANDON MCMILLAN	2	0	1	1	1	0	0	0	0	0	1	0.0
SCOTT HANNAN	2	0	1	1	-1	0	0	0	0	0	1	0.0	SAKU KOIVU	2	0	1	1	-2	2	0	0	0	0	2	0.0
MIKE GREEN	1	0	0	0	0	0	0	0	0	0	1	0.0	MAXIM LAPIERRE	1	0	0	0	0	0	0	0	0	0	1	0.0
JEFF SCHULTZ	1	0	0	0	-1	0	0	0	0	0	0	0.0	SHELDON BROOKBANK	1	0	0	0	0	0	0	0	0	0	2	0.0
ERIC FEHR	1	0	0	0	0	2	0	0	0	0	1	0.0	ANDREAS LILJA	2	0	0	0	-1	2	0	0	0	0	0	0.0
TYLER SLOAN	1	0	0	0	0	2	0	0	0	0	0	0.0	GEORGE PARROS	2	0	0	0	0	0	0	0	0	0	0	0.0
JOHN ERSKINE	2	0	0	0	-1	17	0	0	0	0	0	0.0	FRANCOIS BEAUCHEMIN	1	0	0	0	-1	2	0	0	0	0	0	0.0
JASON CHIMERA	2	0	0	0	0	2	0	0	0	0	5	0.0	ANDY SUTTON	2	0	0	0	0	9	0	0	0	0	0	0.0
JAY BEAGLE	1	0	0	0	0	0	0	0	0	0	0	0.0	DAN SEXTON	2	0	0	0	0	2	0	0	0	0	2	0.0
MATT BRADLEY	2	0	0	0	0	0	0	0	0	0	0	0.0	TODD MARCHANT	2	0	0	0	0	0	0	0	0	0	1	0.0
MATHIEU PERREault	2	0	0	0	-2	2	0	0	0	0	2	0.0	NICK BONINO	1	0	0	0	0	0	0	0	0	0	0	0.0
TOM POTI	1	0	0	0	0	0	0	0	0	0	1	0.0													
ANDREW GORDON	1	0	0	0	0	0	0	0	0	0	0	0.0													

GOALTENDER	GP	MIN	GA	GAA	SO	W	L	OT	SA	SV%	GOALTENDER	GP	MIN	GA	GAA	SO	W	L	OT	SA	SV%
MICHAL NEUVIRTH	1	40	3	4.50	0	1	0	0	12	.750	JONAS HILLER	1	64	1	.94	0	1	0	0	32	.969
SEMYON VARLAMOV	2	84	5	3.57	0	0	0	1	33	.848	CURTIS MCELHINNEY	1	59	7	7.12	0	0	1	0	31	.774

POWER PLAY      0 - 4 (0%)      PENALTY KILLING      2 - 4 (50%)      POWER PLAY      2 - 4 (50%)      PENALTY KILLING      4 - 4 (100%)





# Boston Bruins

## CLUB INFORMATION

**Founded** .....1924-25  
**Home Arena** .....TD Garden (17,565)  
**Stanley Cups** .....6 (most recent, 2011)  
**General Manager** .....Peter Chiarelli  
**Head Coach** .....Claude Julien  
**Assistant Coaches** .....Doug Houda, Geoff Ward, Doug Jarvis  
**Director of Communications** .....Matthew Chmura  
**2010-11 Record** .....46-25-11 (103 points)  
**2010-11 Finish** .....1st, Northeast Division  
**2010-11 Playoffs** .....Won Stanley Cup (def. VAN, 4-3)

TD Garden  
 100 Legends Way  
 Boston, MA 02114  
 617.624.2327  
 Fax: 617.523.7184  
 www.bostonbruins.com



## 2011-12 MEETINGS

Jan. 24 at Washington  
 Feb. 5 at Washington  
 March 10 at Boston  
 March 29 at Boston

## ALL-TIME SERIES HISTORY

TOTALS										HOME										AWAY									
YEAR	GP	W	L	T	OT	PTS	GF	GA		GP	W	L	T	OT	PTS	GF	GA			GP	W	L	T	OT	PTS	GF	GA		
74-75	5	0	4	1	-	1	10	41		2	0	1	1	-	1	3	11			3	0	3	0	-	0	7	30		
75-76	5	0	4	1	-	1	14	20		3	0	2	1	-	1	9	13			2	0	2	0	-	0	5	7		
76-77	5	0	4	1	-	1	12	20		2	0	2	0	-	0	3	7			3	0	2	1	-	1	9	13		
77-78	5	0	4	1	-	1	10	25		3	0	2	1	-	1	9	15			2	0	2	0	-	0	1	10		
78-79	4	0	3	1	-	1	10	20		2	0	1	1	-	1	6	9			2	0	2	0	-	0	4	11		
79-80	4	1	2	1	-	3	13	15		2	1	1	0	-	2	8	9			2	0	1	1	-	1	5	6		
80-81	4	1	2	1	-	3	9	18		2	0	1	1	-	1	3	9			2	1	1	0	-	2	6	9		
81-82	3	0	3	0	-	0	8	16		1	0	1	0	-	0	4	7			2	0	2	0	-	0	4	9		
82-83	3	3	0	0	-	6	12	8		2	2	0	0	-	4	10	7			1	1	0	0	-	2	2	1		
83-84	3	1	2	0	-	2	5	9		1	0	1	0	-	0	1	4			2	1	1	0	-	2	4	5		
84-85	3	2	1	0	-	4	12	8		2	1	1	0	-	2	7	4			1	1	0	0	-	2	5	4		
85-86	3	2	0	1	-	5	10	6		1	1	0	0	-	2	6	3			2	1	0	1	-	3	4	3		
86-87	3	1	1	1	-	3	8	8		2	1	0	1	-	3	6	5			1	0	1	0	-	0	2	3		
87-88	3	2	1	0	-	4	10	5		1	1	0	0	-	2	4	1			2	1	1	0	-	2	6	4		
88-89	3	1	1	1	-	3	11	7		2	0	1	1	-	1	4	5			1	1	0	0	-	2	7	2		
89-90	3	1	2	0	-	2	13	13		1	0	1	0	-	0	3	5			2	1	1	0	-	2	10	8		
90-91	3	1	1	1	-	3	11	11		2	0	1	1	-	1	6	8			1	1	0	0	-	2	5	3		
91-92	3	1	1	1	-	3	12	12		2	1	1	0	-	2	7	7			1	0	0	1	-	1	5	5		
92-93	3	1	2	0	-	2	13	11		1	1	0	0	-	2	6	2			2	0	2	0	-	0	7	9		
93-94	4	0	4	0	-	0	10	23		2	0	2	0	-	0	5	9			2	0	2	0	-	0	5	14		
94-95	3	2	0	1	-	5	6	3		1	1	0	0	-	2	2	1			2	1	0	1	-	3	4	2		
95-96	4	2	2	0	-	4	11	11		2	0	2	0	-	0	5	9			2	2	0	0	-	4	6	2		
96-97	4	1	1	2	-	4	11	11		2	0	0	2	-	2	5	5			2	1	1	0	-	2	6	6		
97-98	4	1	2	1	-	3	5	7		2	1	1	0	-	2	4	4			2	0	1	1	-	1	1	3		
98-99	4	1	3	0	-	2	13	14		2	1	1	0	-	2	6	5			2	0	2	0	-	0	7	9		
99-00	4	1	1	2	0	4	7	7		2	0	1	1	0	1	2	5			2	1	0	1	0	3	5	2		
00-01	4	2	1	1	0	5	7	7		2	1	0	1	0	3	4	3			2	1	1	0	0	2	3	4		
01-02	4	2	2	0	0	4	7	12		2	2	0	0	0	4	3	1			2	0	2	0	0	0	4	11		
02-03	4	1	1	1	1	4	14	18		2	1	1	0	0	2	7	10			2	0	0	1	1	2	7	8		
03-04	4	1	2	1	0	3	12	14		2	1	1	0	0	2	7	8			2	0	1	1	0	1	5	6		
05-06	4	1	2	-	1	3	9	11		2	0	1	-	1	1	5	7			2	1	1	-	0	2	4	4		
06-07	4	0	0	-	4	4	9	10		2	0	0	-	2	2	4	4			2	0	0	-	2	2	5	6		
07-08	4	2	2	-	0	4	13	7		2	2	0	-	0	4	12	3			2	0	2	-	0	0	1	4		
08-09	4	3	0	-	1	7	11	8		2	2	0	-	0	4	5	2			2	1	0	-	1	3	6	6		
09-10	4	3	0	-	1	7	14	8		2	1	0	-	1	3	6	6			2	2	0	-	0	4	8	2		
10-11	4	1	3	-	0	2	9	13		2	1	1	-	0	2	6	6			2	0	2	-	0	0	3	7		
<b>Totals</b>	<b>135</b>	<b>42</b>	<b>64</b>	<b>21</b>	<b>8</b>	<b>113</b>	<b>371</b>	<b>457</b>		<b>67</b>	<b>23</b>	<b>28</b>	<b>12</b>	<b>4</b>	<b>62</b>	<b>193</b>	<b>219</b>			<b>68</b>	<b>19</b>	<b>36</b>	<b>9</b>	<b>4</b>	<b>51</b>	<b>178</b>	<b>238</b>		

## SERIES INFORMATION

All-Time Series (W-L-T-OT)  
 Current Streak  
 Last Washington Win  
 Last Boston Win  
 Last Tie  
 Last Overtime Game  
 Overtime Record  
 Last 10 Games (W-L-OT)  
 Longest Unbeaten Streak  
 Longest Winning Streak  
 Longest Winless Streak  
 Longest Losing Streak  
 Washington Shutouts (Last)  
 Boston Shutouts (Last)  
 Last Washington Hat Trick  
 Last Boston Hat Trick  
 Most Washington Goals  
 Most Boston Goals

### Overall

WSH trails, 42-64-21-8  
 1 BOS win (12/18/10)  
 11/5/10 (5-3)  
 12/18/10 (3-2)  
 4/1/04 (3-3)  
 4/11/10 (L, 4-3 so)  
 6-11-14  
 5-4-1  
 4 (four times)  
 4 (2/28/09-4/5/10)  
 26 (11/7/74-11/15/79)  
 6 (two times)  
 5 (1/14/02)  
 7 (1/3/08)  
 A. Ovechkin (3/3/08)  
 C. Neely (1/2/94)  
 10 (3/3/08)  
 12 (12/14/74)

### at Washington

WSH trails, 23-28-12-4  
 1 WSH win (11/5/10)  
 11/5/10 (5-3)  
 10/19/10 (3-1)  
 1/20/03 (3-3)  
 4/11/10 (L, 4-3 so)  
 3-4-7  
 6-3-1  
 5 (two times)  
 5 (3/3/08-4/5/10)  
 13 (1/7/75-10/13/79)  
 5 (12/29/03-2/6/07)  
 1 (1/14/02)  
 3 (2/25/00)  
 A. Ovechkin (3/3/08)  
 R. Middleton (12/23/81)  
 10 (3/3/08)  
 8 (3/4/75)

### at Boston

WSH trails, 19-36-9-4  
 2 BOS wins (10/21/10-12/18/10)  
 2/2/10 (4-1)  
 12/18/10 (3-2)  
 4/1/04 (3-3)  
 2/28/09 (W, 4-3 ot)  
 3-7-7  
 3-5-2  
 4 (two times)  
 3 (three times)  
 15 (11/7/74-12/7/80)  
 6 (two times)  
 4 (12/2/00)  
 4 (1/3/08)  
 C. Clark (3/15/07)  
 C. Neely (1/2/94)  
 7 (two times)  
 12 (12/14/74)



# Boston Bruins

## 2010-11 WASHINGTON CAPITALS VS. BOSTON BRUINS CAPITALS LOST SEASON SERIES, 1-3-0 • BOSTON 3-1-0

BOSTON	BRUINS	CAPITALS	ATTEND	GOALTENDERS	W. GOAL
OCT 21, 2010	4	1	17,565	TIM THOMAS / SEMYON VARLAMOV	JORDAN CARON
DEC 18, 2010	3	2	17,565	TIM THOMAS / MICHAL NEUVIRTH	BLAKE WHEELER

WASHINGTON	BRUINS	CAPITALS	ATTEND	GOALTENDERS	W. GOAL
OCT 19, 2010	3	1	18,398	TIM THOMAS / MICHAL NEUVIRTH	MILAN LUCIC
NOV 5, 2010	3	5	18,389	BRADEN HOLTBY / TUUKKA RASK	JOHN CARLSON

CAPITALS	GP	G	A	P	+/-	PIM	PP	SH	GW	EN	S	%	PLAYER	GP	G	A	P	+/-	PIM	PP	SH	GW	EN	S	%
ALEX OVECHKIN	4	1	2	3	-3	2	0	0	0	1	23	4.3	PATRICE BERGERON	4	1	4	5	0	4	0	0	0	0	9	11.1
MIKE GREEN	2	1	1	2	0	0	0	0	0	0	5	20.0	BLAKE WHEELER	4	1	3	4	2	0	0	0	1	0	7	14.3
JASON CHIMERA	4	1	1	2	2	2	0	0	0	0	12	8.3	MILAN LUCIC	4	1	3	4	-1	5	0	0	1	0	8	12.5
JOHN CARLSON	4	1	1	2	3	0	0	0	1	0	7	14.3	NATHAN HORTON	4	2	1	3	1	0	2	0	0	0	5	40
NICKLAS BACKSTROM	4	0	2	2	-1	0	0	0	0	0	13	0	DAVID KREJCI	4	1	2	3	0	0	0	0	0	0	5	20
MATT HENDRICKS	4	0	2	2	1	12	0	0	0	0	6	0	JOHNNY BOYCHUK	3	0	3	3	2	0	0	0	0	0	8	0
KARL ALZNER	4	1	0	1	0	0	0	0	0	0	4	25	MICHAEL RYDER	4	2	0	2	-3	0	2	0	0	0	6	33.3
ALEXANDER SEMIN	3	1	0	1	1	4	0	1	0	0	17	5.9	MATT HUNWICK	3	1	1	2	1	2	0	0	0	0	1	100
TYLER SLOAN	3	1	0	1	-1	0	0	0	0	0	2	50	DENNIS SEIDENBERG	4	0	2	2	0	0	0	0	0	0	3	0
MATT BRADLEY	2	1	0	1	0	5	0	0	0	0	2	50	MARK RECCHI	4	0	2	2	-4	0	0	0	0	0	5	0
MARCUS JOHANSSON	3	1	0	1	0	0	0	0	0	0	5	20	BRAD MARCHAND	4	0	2	2	1	4	0	0	0	0	2	0
JEFF SCHULTZ	3	0	1	1	2	0	0	0	0	0	3	0	ANDREW FERENCE	4	1	0	1	-2	2	0	0	0	0	4	25
ERIC FEHR	4	0	1	1	2	2	0	0	0	0	6	0	SHAWN THORNTON	4	1	0	1	1	0	0	0	0	0	9	11.1
TOMAS FLEISCHMANN	3	0	1	1	2	2	0	0	0	0	7	0	JORDAN CARON	3	1	0	1	0	0	0	0	1	0	4	25
DAVID STECKEL	4	0	1	1	-2	2	0	0	0	0	5	0	ZDENO CHARA	4	1	0	1	-3	2	1	0	0	0	5	20
BOYD GORDON	1	0	1	1	1	0	0	0	0	0	1	0	ADAM MCQUAID	2	0	1	1	3	10	0	0	0	0	1	0
D.J. KING	2	0	0	0	0	0	0	0	0	0	2	0	MARK STUART	3	0	1	1	-1	4	0	0	0	0	2	0
BROOKS LAICH	4	0	0	0	2	0	0	0	0	0	15	0	TYLER SEGUIN	4	0	1	1	-1	2	0	0	0	0	4	0
JAY BEAGLE	1	0	0	0	0	0	0	0	0	0	0	0	GREGORY CAMPBELL	4	0	0	0	0	11	0	0	0	0	5	0
ANDREW GORDON	1	0	0	0	-1	0	0	0	0	0	0	0	STEVEN KAMPFER	1	0	0	0	-1	0	0	0	0	0	1	0
SCOTT HANNAN	1	0	0	0	-1	0	0	0	0	0	1	0	MARC SAVARD	1	0	0	0	-1	0	0	0	0	0	0	0
JOHN ERSKINE	4	0	0	0	1	9	0	0	0	0	2	0													
TOM POTI	3	0	0	0	-2	0	0	0	0	0	3	0													
MIKE KNUBLE	4	0	0	0	-2	0	0	0	0	0	14	0													

GOALTENDER	GP	MIN	GA	GAA	SO	W	L	OT	SA	SV%	GOALTENDER	GP	MIN	GA	GAA	SO	W	L	OT	SA	SV%
BRADEN HOLTBY	1	10	0	0	1	1	0	0	4	0	TIM THOMAS	4	219	7	1.91	0	3	0	0	141	.950
SEMYON VARLAMOV	2	103	5	2.9	0	0	1	0	48	0.896	TUUKKA RASK	1	19	1	3.07	0	0	1	0	13	.923
MICHAL NEUVIRTH	4	122	8	3.91	1	0	2	0	42	0.81											

POWER PLAY	0 - 12 (0%)	PENALTY KILLING	6 - 11 (54.5%)	POWER PLAY	5 - 11 (45.5%)	PENALTY KILLING	12 - 12 (100%)
------------	-------------	-----------------	----------------	------------	----------------	-----------------	----------------



# Buffalo Sabres

## CLUB INFORMATION

**Founded** ..... 1970-71  
**Home Arena** ..... HSBC Arena (18,690)  
**Stanley Cups** ..... none  
**General Manager** ..... Darcy Regier  
**Head Coach** ..... Lindy Ruff  
**Assistant Coaches** ..... James Patrick, Kevyn Adams  
**V.P., Public & Community Relations** ..... Michael Gilbert  
**2010-11 Record** ..... 43-29-10 (96 points)  
**2010-11 Finish** ..... 3rd, Northeast Division  
**2010-11 Playoffs** ..... E. Conf. quarterfinals (def. by PHI, 4-3)

HSBC Arena  
 One Seymour H. Knox  
 III Plaza  
 Buffalo, NY 14203  
 716.855.4100  
 Fax: 716.855.4110  
 www.sabres.com



## 2011-12 MEETINGS

Nov. 26 at Buffalo  
 Dec. 26 at Buffalo  
 Dec. 30 at Washington  
 March 27 at Washington

## ALL-TIME SERIES HISTORY

	TOTALS								HOME								AWAY							
YEAR	GP	W	L	T	OT	PTS	GF	GA	GP	W	L	T	OT	PTS	GF	GA	GP	W	L	T	OT	PTS	GF	GA
74-75	5	0	5	0	-	0	12	34	3	0	3	0	-	0	7	18	2	0	2	0	-	0	5	16
75-76	5	0	4	1	-	1	14	32	2	0	1	1	-	1	5	8	3	0	3	0	-	0	9	24
76-77	5	1	4	0	-	2	11	18	2	0	2	0	-	0	4	9	3	1	2	0	-	2	7	9
77-78	5	1	3	1	-	3	17	23	3	1	1	1	-	3	14	14	2	0	2	0	-	0	3	9
78-79	4	0	3	1	-	1	9	17	2	0	2	0	-	0	4	8	2	0	1	1	-	1	5	9
79-80	4	0	4	0	-	0	7	19	2	0	2	0	-	0	4	11	2	0	2	0	-	0	3	8
80-81	4	0	2	2	-	2	13	19	2	0	1	1	-	1	7	10	2	0	1	1	-	1	6	9
81-82	3	0	3	0	-	0	7	12	1	0	1	0	-	0	2	4	2	0	2	0	-	0	5	8
82-83	3	0	3	0	-	0	6	16	2	0	2	0	-	0	4	13	1	0	1	0	-	0	2	3
83-84	3	0	2	1	-	1	6	11	1	0	1	0	-	0	2	4	2	0	1	1	-	1	4	7
84-85	3	1	2	0	-	2	5	9	2	1	1	0	-	2	3	6	1	0	1	0	-	0	2	3
85-86	3	1	1	1	-	3	7	7	1	0	0	1	-	1	2	2	2	1	1	0	-	2	5	5
86-87	3	1	2	0	-	2	8	12	2	0	2	0	-	0	5	10	1	1	0	0	-	2	3	2
87-88	3	0	2	1	-	1	11	14	1	0	0	1	-	1	3	3	2	0	2	0	-	0	8	11
88-89	3	3	0	0	-	6	17	9	2	2	0	0	-	4	11	5	1	1	0	0	-	2	6	4
89-90	3	1	1	1	-	3	10	8	1	0	0	1	-	1	1	1	2	1	1	0	-	2	9	7
90-91	3	0	3	0	-	0	6	13	2	0	2	0	-	0	4	8	1	0	1	0	-	0	2	5
91-92	3	1	1	1	-	3	8	10	1	1	0	0	-	2	3	1	2	0	1	1	-	1	5	9
92-93	4	2	2	0	-	4	14	13	2	2	0	0	-	4	10	5	2	0	2	0	-	0	4	8
93-94	4	2	1	1	-	5	12	15	2	1	0	1	-	3	7	6	2	1	1	0	-	2	5	9
94-95	3	1	2	0	-	2	6	4	2	1	1	0	-	2	5	2	1	0	1	0	-	0	1	2
95-96	4	2	1	1	-	5	10	6	2	1	1	0	-	2	3	3	2	1	0	1	-	3	7	3
96-97	4	1	2	1	-	3	12	13	2	0	2	0	-	0	2	8	2	1	0	1	-	3	10	5
97-98	4	2	2	0	-	4	11	12	2	1	1	0	-	2	6	5	2	1	1	0	-	2	5	7
98-99	4	2	2	0	-	4	4	6	2	1	1	0	-	2	3	3	2	1	1	0	-	2	1	3
99-00	4	2	1	1	0	5	8	9	2	1	0	1	0	3	3	2	2	1	1	0	0	2	5	7
00-01	4	1	2	1	0	3	8	8	2	0	1	1	0	1	4	5	2	1	1	0	0	2	4	3
01-02	4	2	1	0	1	5	11	12	2	0	1	0	1	1	4	8	2	2	0	0	0	4	7	4
02-03	4	3	1	0	0	6	12	10	2	2	0	0	0	4	7	5	2	1	1	0	0	2	5	5
03-04	4	0	4	0	0	0	4	21	2	0	2	0	0	0	1	9	2	0	2	0	0	0	3	12
05-06	4	1	3	-	0	2	14	19	2	0	2	-	0	0	6	9	2	1	1	-	0	2	8	10
06-07	4	1	3	-	0	2	12	17	2	1	1	-	0	2	7	6	2	0	2	-	0	0	5	11
07-08	4	1	3	-	0	2	10	16	2	0	2	-	0	0	4	8	2	1	1	-	0	2	6	8
08-09	4	2	1	-	1	5	11	14	2	1	0	-	1	3	7	7	2	1	1	-	0	2	4	7
09-10	4	3	1	-	0	6	10	6	2	2	0	-	0	4	7	2	2	1	1	-	0	2	3	4
10-11	4	3	0	-	1	7	13	10	2	2	0	-	0	4	9	6	2	1	0	-	1	3	4	4
Totals	136	41	77	15	3	100	356	494	68	21	36	9	2	53	180	234	68	20	41	6	1	47	176	260

## SERIES INFORMATION

### All-Time Series (W-L-T-OT)

Current Streak  
 Last Washington Win  
 Last Buffalo Win  
 Last Tie  
 Last Overtime Game  
 Overtime Record  
 Last 10 Games (W-L-OT)  
 Longest Unbeaten Streak  
 Longest Winning Streak  
 Longest Winless Streak  
 Longest Losing Streak  
 Washington Shutouts (Last)  
 Buffalo Shutouts (Last)  
 Last Washington Hat Trick  
 Last Buffalo Hat Trick  
 Most Washington Goals  
 Most Buffalo Goals

### Overall

WSH trails, 41-77-15-3  
 3 WSH wins (11/17/10-4/2/11)  
 4/2/11 (5-4 ot)  
 11/13/10 (3-2 ot)  
 12/20/00 (2-2)  
 4/2/11 (W, 5-4 ot)  
 2-3-10  
 6-2-2  
 4 (three times)  
 3 (three times)  
 22 (11/11/78-11/16/84)  
 10 (1/24/81-1/7/84)  
 3 (11/25/09)  
 12 (12/9/09)  
 J. Svejovsky (4/13/97)  
 T. Pyatt (11/17/05)  
 8 (4/13/97)  
 14 (12/21/75)

### at Washington

WSH trails, 21-36-9-2  
 4 WSH wins (11/25/09-4/2/11)  
 4/2/11 (5-4 ot)  
 4/3/09 (5-4 ot)  
 12/20/00 (2-2)  
 4/2/11 (W, 5-4 ot)  
 1-2-6  
 6-3-1  
 5 (10/5/91-2/20/94)  
 4 (two times)  
 10 (11/11/78-1/7/84)  
 5 (1/24/81-1/7/84)  
 2 (11/25/09)  
 8 (4/7/07)  
 none  
 M. Satan (3/1/98)  
 7 (12/2/06)  
 9 (two times)

### at Buffalo

WSH trails, 20-41-6-1  
 1 WSH win (2/20/11)  
 2/20/11 (2-1)  
 11/13/10 (3-2, ot)  
 2/2/97 (2-2)  
 11/13/10 (L, 3-2 ot)  
 1-1-6  
 4-5-1  
 4 (12/8/95-4/13/97)  
 2 (two times)  
 14 (11/20/77-11/16/84)  
 7 (11/20/74-12/26/76)  
 1 (10/23/98)  
 4 (12/9/09)  
 J. Svejovsky (4/13/97)  
 T. Pyatt (11/17/05)  
 8 (4/13/97)  
 14 (12/21/75)



# Buffalo Sabres

## 2010-11 WASHINGTON CAPITALS VS. BUFFALO SABRES CAPITALS WON SEASON SERIES, 3-0-1 • BUFFALO 1-2-1

BUFFALO	SABRES	CAPITALS	ATTEND	GOALTENDERS	W. GOAL
NOV 13, 2010	3	2	18,690	RYAN MILLER / BRADEN HOLTBY	THOMAS VANEK
FEB 20, 2011	1	2	18,690	SEMYON VARLAMOV / RYAN MILLER	MARCUS JOHANSSON

WASHINGTON	SABRES	CAPITALS	ATTEND	GOALTENDERS	W. GOAL
NOV 17, 2010	2	4	18,398	MICHAL NEUVIRTH / RYAN MILLER	DAVID STECKEL
APR 2, 2011	4	5	18,398	MICHAL NEUVIRTH / JHONAS ENROTH	ALEX OVECHKIN

CAPITALS	GP	G	A	P	+/-	PIM	PP	SH	GW	EN	S	%	SABRES	GP	G	A	P	+/-	PIM	PP	SH	GW	EN	S	%
ALEXANDER SEMIN	4	2	3	5	3	0	0	0	0	1	14	14.3	THOMAS VANEK	4	3	2	5	0	0	1	0	1	0	15	20.0
NICKLAS BACKSTROM	4	2	3	5	3	4	1	0	0	0	12	16.7	JORDAN LEOPOLD	3	1	3	4	0	0	0	0	0	0	4	25.0
ALEX OVECHKIN	4	1	3	4	-1	2	0	0	1	0	18	5.6	TIM CONNOLLY	4	0	4	4	-3	2	0	0	0	0	8	0.0
JASON CHIMERA	4	0	4	4	4	6	0	0	0	0	7	0.0	DREW STAFFORD	2	2	0	2	-1	0	1	0	0	0	8	25.0
MIKE KNUBLE	4	2	0	2	-2	0	1	0	0	0	4	50.0	JASON POMINVILLE	4	1	1	2	-3	0	1	0	0	0	18	5.6
MATHIEU PERREAULT	1	1	1	2	1	2	0	0	0	0	2	50.0	DEREK ROY	2	1	1	2	0	2	1	0	0	0	7	14.3
MATT BRADLEY	4	1	1	2	2	0	0	0	0	0	7	14.3	STEVE MONTADOR	4	1	0	1	-2	0	0	0	0	0	8	12.5
KARL ALZNER	4	1	1	2	2	0	0	0	0	0	1	100.0	PAUL GAUSTAD	4	1	0	1	-1	4	0	0	0	0	5	20.0
BROOKS LAICH	4	0	2	2	1	2	0	0	0	0	10	0.0	CODY MCCORMICK	4	0	1	1	1	0	0	0	0	0	1	0.0
JOHN CARLSON	4	0	2	2	3	0	0	0	0	0	5	0.0	TYLER MYERS	4	0	1	1	0	4	0	0	0	0	4	0.0
DAVID STECKEL	3	1	0	1	2	2	0	0	1	0	5	20.0	BRAD BOYES	1	0	1	1	-1	2	0	0	0	0	3	0.0
JASON ARNOTT	1	1	0	1	0	0	1	0	0	0	4	25.0	MIKE WEBER	2	0	1	1	2	0	0	0	0	0	1	0.0
MARCUS JOHANSSON	4	1	0	1	-3	0	1	0	1	0	8	12.5	NATHAN GERBE	3	0	1	1	0	0	0	0	0	0	5	0.0
MARCO STURM	1	0	1	1	1	0	0	0	0	0	5	0.0	CHRIS BUTLER	4	0	1	1	-3	2	0	0	0	0	4	0.0
MATT HENDRICKS	3	0	1	1	0	0	0	0	0	0	3	0.0	MIKE GRIER	3	0	1	1	0	0	0	0	0	0	3	0.0
JOHN ERSKINE	3	0	1	1	1	0	0	0	0	0	1	0.0	ROB NIEDERMAYER	4	0	1	1	0	0	0	0	0	0	3	0.0
JEFF SCHULTZ	4	0	0	0	-1	0	0	0	0	0	2	0.0	MATT ELLIS	3	0	0	0	-1	0	0	0	0	0	2	0.0
ERIC FEHR	3	0	0	0	-1	0	0	0	0	0	8	0.0	SHAONE MORRISONN	3	0	0	0	-2	4	0	0	0	0	2	0.0
TOMAS FLEISCHMANN	1	0	0	0	0	4	0	0	0	0	1	0.0	TYLER ENNIS	4	0	0	0	-1	0	0	0	0	0	9	0.0
SEAN COLLINS	1	0	0	0	0	0	0	0	0	0	0	0.0	JOCHEN HECHT	3	0	0	0	-1	2	0	0	0	0	9	0.0
TYLER SLOAN	4	0	0	0	1	2	0	0	0	0	2	0.0	MARC-ANDRE GRAGNANI	1	0	0	0	0	0	0	0	0	0	0	0.0
SCOTT HANNAN	2	0	0	0	1	2	0	0	0	0	2	0.0	MARK MANCARI	1	0	0	0	0	0	0	0	0	0	4	0.0
BOYD GORDON	3	0	0	0	-1	0	0	0	0	0	5	0.0	PATRICK KALETA	2	0	0	0	0	0	0	0	0	0	2	0.0
MIKE GREEN	2	0	0	0	-1	2	0	0	0	0	2	0.0	ANDREJ SEKERA	3	0	0	0	0	0	0	0	0	0	2	0.0

GOALTENDER	GP	MIN	GA	GAA	SO	W	L	OT	SA	SV%	GOALTENDER	GP	MIN	GA	GAA	SO	W	L	OT	SA	SV%
MICHAL NEUVIRTH	2	122	6	2.94	0	2	0	0	71	.915	RYAN MILLER	3	181	7	2.32	0	1	2	0	92	.924
SEMYON VARLAMOV	1	59	1	1.00	0	1	0	0	29	.966	JHONAS ENROTH	1	63	5	4.74	0	0	0	1	35	.857
BRADEN HOLTBY	1	64	3	2.81	0	0	0	1	27	.889											

POWER PLAY	4 - 10 (40%)	PENALTY KILLING	10 - 14 (71.4%)	POWER PLAY	4 - 14 (28.6%)	PENALTY KILLING	6 - 10 (60%)
------------	--------------	-----------------	-----------------	------------	----------------	-----------------	--------------





# Calgary Flames

## CLUB INFORMATION

**Founded** ..... 1972-73 (Atlanta), 1980-91 (Calgary)  
**Home Arena** ..... Scotiabank Saddledome (19,289)  
**Stanley Cups** ..... 1 (1989)  
**President & Chief Executive Officer** ..... Ken King  
**General Manager** ..... Jay Feaster  
**Head Coach** ..... Brent Sutter  
**Associate Coach** ..... Craig Hartsburg  
**Assistant Coach** ..... Dave Lowry  
**Vice-President of Communications** ..... Peter Hanlon  
**2010-11 Record** ..... 41-29-12 (94 points)  
**2010-11 Finish** ..... 2nd, Northwest Division  
**2010-11 Playoffs** ..... DNQ

Scotiabank Saddledome  
 P.O. Box 1540 Station M  
 Calgary, Alberta T2P 3B9  
 403.777.2177  
 Fax: 403.777.2195  
 www.calgaryflames.com



## 2011-12 MEETING

Jan. 3 at Washington

## ALL-TIME SERIES HISTORY

YEAR	TOTALS									HOME									AWAY								
	GP	W	L	T	OT	PTS	GF	GA		GP	W	L	T	OT	PTS	GF	GA		GP	W	L	T	OT	PTS	GF	GA	
74-75	4	0	3	1	-	1	5	14		2	0	1	1	-	1	2	7		2	0	2	0	-	0	3	7	
75-76	4	0	4	0	-	0	4	18		2	0	2	0	-	0	2	7		2	0	2	0	-	0	2	11	
76-77	4	1	3	0	-	2	10	22		2	1	1	0	-	2	8	9		2	0	2	0	-	0	2	13	
77-78	4	2	1	1	-	5	13	11		2	1	0	1	-	3	6	4		2	1	1	0	-	2	7	7	
78-79	4	1	2	1	-	3	17	21		2	1	1	0	-	2	11	13		2	0	1	1	-	1	6	8	
79-80	4	0	3	1	-	1	8	15		2	0	1	1	-	1	6	8		2	0	2	0	-	0	2	7	
80-81	4	1	3	0	-	2	9	19		2	1	1	0	-	2	7	8		2	0	2	0	-	0	2	11	
81-82	3	3	0	0	-	6	22	12		2	2	0	0	-	4	17	9		1	1	0	0	-	2	5	3	
82-83	3	2	1	0	-	4	12	11		1	1	0	0	-	2	5	3		2	1	1	0	-	2	7	8	
83-84	3	2	1	0	-	4	12	7		2	2	0	0	-	4	10	4		1	0	1	0	-	0	2	3	
84-85	3	2	1	0	-	4	11	11		1	1	0	0	-	2	4	3		2	1	1	0	-	2	7	8	
85-86	3	0	3	0	-	0	9	13		2	0	2	0	-	0	7	9		1	0	1	0	-	0	2	4	
86-87	3	1	2	0	-	2	9	12		1	0	1	0	-	0	3	6		2	1	1	0	-	2	6	6	
87-88	3	1	2	0	-	2	11	17		2	1	1	0	-	2	9	9		1	0	1	0	-	0	2	8	
88-89	3	0	2	1	-	1	5	10		1	0	1	0	-	0	1	2		2	0	1	1	-	1	4	8	
89-90	3	1	0	2	-	4	11	8		2	1	0	1	-	3	8	5		1	0	0	1	-	1	3	3	
90-91	3	1	2	0	-	2	10	19		1	1	0	0	-	2	4	2		2	0	2	0	-	0	6	17	
91-92	3	2	0	1	-	5	13	7		2	2	0	0	-	4	9	3		1	0	0	1	-	1	4	4	
92-93	2	1	1	0	-	2	7	7		1	0	1	0	-	0	4	6		1	1	0	0	-	2	3	1	
93-94	2	0	1	1	-	1	6	7		1	0	0	1	-	1	4	4		1	0	1	0	-	0	2	3	
94-95										1	1	0	0	-	2	3	2										
95-96	2	1	0	1	-	3	7	6		Teams did not meet in 1994-95									1	0	0	1	-	1	4	4	
96-97	2	1	1	0	-	2	4	6		1	1	0	0	-	2	2	1		1	0	1	0	-	0	2	5	
97-98	2	1	1	0	-	2	7	5		1	1	0	0	-	2	5	2		1	0	1	0	-	0	2	3	
98-99	2	0	1	1	-	1	4	5		1	0	1	0	-	0	4	5		1	0	0	1	-	1	0	0	
99-00	1	1	0	0	0	2	2	1		1	1	0	0	0	2	2	1		0	0	0	0	0	0	0	0	
00-01	1	0	0	1	0	1	4	4		0	0	0	0	0	0	0	0		1	0	0	1	0	1	4	4	
01-02	1	1	0	0	0	2	3	2		1	1	0	0	0	2	3	2		0	0	0	0	0	0	0	0	
02-03	2	2	0	0	0	4	8	3		1	1	0	0	0	2	4	2		1	1	0	0	0	2	4	1	
03-04	1	0	0	1	0	1	3	3		1	0	0	1	0	1	3	3		0	0	0	0	0	0	0	0	
05-06										Teams did not meet in 2005-06																	
06-07	1	1	0	-	0	2	4	2		0	0	0	-	0	0	0	0		1	1	0	-	0	2	4	2	
07-08	1	1	0	-	0	2	3	2		1	1	0	-	0	2	3	2		0	0	0	-	0	0	0	0	
08-09	1	0	1	-	0	0	1	2		0	0	0	-	0	0	0	0		1	0	1	-	0	0	1	2	
09-10	1	0	1	-	0	0	3	5		1	0	1	-	0	0	3	5		0	0	0	-	0	0	0	0	
10-11	1	1	0	-	0	2	7	2		0	0	0	-	0	0	0	0		1	1	0	-	0	2	7	2	
Totals	84	31	40	13	0	75	264	309		43	22	15	6	0	50	159	146		41	9	25	7	0	25	10	163	

## SERIES INFORMATION

All-Time Series (W-L-T-OT)  
 Current Streak  
 Last Washington Win  
 Last Calgary Win  
 Last Tie  
 Last Overtime Game  
 Overtime Record  
 Last 10 Games (W-L-T-OT)  
 Longest Unbeaten Streak  
 Longest Winning Streak  
 Longest Winless Streak  
 Longest Losing Streak  
 Washington Shutouts (Last)  
 Calgary Shutouts (Last)  
 Last Washington Hat Trick  
 Last Calgary Hat Trick  
 Most Washington Goals  
 Most Calgary Goals

### Overall

WSH trails, 31-40-13-0  
 1 WSH win (10/30/10)  
 10/30/10 (7-2)  
 3/28/10 (5-3)  
 1/14/04 (3-3)  
 1/14/04 (T, 3-3)  
 2-2-9  
 6-2-2-0  
 8 (1/26/00-3/12/08)  
 4 (12/2/81-11/16/82)  
 8 (11/12/74-3/28/76)  
 7 (11/13/74-3/28/76)  
 1 (10/30/98)  
 6 (10/30/98)  
 D. Christian (12/8/87)  
 T. Lysiak (10/14/78)  
 9 (12/2/81)  
 9 (10/27/90)

### at Washington

WSH leads, 22-15-6-0  
 1 CGY win (3/28/10)  
 3/12/08 (3-2)  
 3/28/10 (5-3)  
 1/14/04 (3-3)  
 1/14/04 (T, 3-3)  
 2-1-3  
 7-1-1-1  
 6 (12/2/81-10/30/84)  
 6 (12/2/81-10/30/84)  
 4 (two times)  
 4 (11/9/85-12/8/87)  
 none  
 1 (3/23/75)  
 D. Christian (12/8/87)  
 T. Lysiak (10/14/78)  
 9 (12/2/81)  
 7 (11/14/78)

### at Calgary

WSH trails, 9-25-7-0  
 1 WSH win (10/30/10)  
 10/30/10 (7-2)  
 10/21/08 (2-1)  
 2/13/01 (4-4)  
 2/13/01 (T, 4-4)  
 0-1-6  
 3-3-3-1  
 4 (10/30/98-10/30/06)  
 2 (3/20/03-10/30/06)  
 7 (two times)  
 6 (11/13/74-11/24/76)  
 1 (10/30/98)  
 5 (10/30/98)  
 A. Haworth (2/24/83)  
 none  
 7 (10/30/10)  
 9 (10/27/90)



# Calgary Flames

2010-11  
WASHINGTON CAPITALS VS. CALGARY FLAMES  
CAPITALS WON SEASON SERIES, 1-0-0 • CALGARY 0-1-0

WASHINGTON	FLAMES	CAPITALS	ATTEND	GOALTENDERS	W. GOAL
OCT 30, 2010	2	7	19,289	MICHAL NEUVIRTH / MIIKKA KIPRUSOFF	ALEX OVECHKIN

CAPITALS	GP	G	A	P	+/-	PIM	PP	SH	GW	EN	S	%	FLAMES	GP	G	A	P	+/-	PIM	PP	SH	GW	EN	S	%
NICKLAS BACKSTROM	1	1	3	4	1	2	1	0	0	0	1	100.0	CURTIS GLENCROSS	1	1	0	1	-1	2	0	0	0	0	1	100.0
ALEX OVECHKIN	1	2	1	3	1	0	2	0	1	0	7	28.6	OLLI JOKINEN	1	1	0	1	0	0	0	0	0	0	3	33.3
MIKE GREEN	1	1	2	3	1	0	0	0	0	0	3	33.3	BRENDAN MIKKELSON	1	0	1	1	0	0	0	0	0	0	0	0.0
ALEXANDER SEMIN	1	1	2	3	1	0	0	0	0	0	1	100.0	JAY BOUWMEESTER	1	0	1	1	-1	0	0	0	0	0	2	0.0
DAVID STECKEL	1	1	0	1	1	0	0	1	0	0	2	50.0	BRENDAN MORRISON	1	0	1	1	0	0	0	0	0	0	2	0.0
MATT BRADLEY	1	1	0	1	0	0	0	0	0	0	1	100.0	CRAIG CONROY	1	0	0	0	0	0	0	0	0	0	1	0.0
BROOKS LAICH	1	0	1	1	0	0	0	0	0	0	2	0.0	RENE BOURQUE	1	0	0	0	0	0	0	0	0	0	4	0.0
JASON CHIMERA	1	0	1	1	0	0	0	0	0	0	2	0.0	MARK GIORDANO	1	0	0	0	0	0	0	0	0	0	2	0.0
MIKE KNUBLE	1	0	0	0	0	0	0	0	0	0	1	0.0	STEFAN MEYER	1	0	0	0	0	0	0	0	0	0	2	0.0
KARL ALZNER	1	0	0	0	0	0	0	0	0	0	0	0.0	IAN WHITE	1	0	0	0	0	0	0	0	0	0	2	0.0
JEFF SCHULTZ	1	0	0	0	1	2	0	0	0	0	1	0.0	MATT STAJAN	1	0	0	0	0	0	0	0	0	0	0	0.0
D.J. KING	1	0	0	0	0	0	0	0	0	0	0	0.0	TIM JACKMAN	1	0	0	0	-1	5	0	0	0	0	1	0.0
BOYD GORDON	1	0	0	0	0	2	0	0	0	0	2	0.0	NIKLAS HAGMAN	1	0	0	0	0	0	0	0	0	0	2	0.0
TOMAS FLEISCHMANN	1	0	0	0	0	0	0	0	0	0	3	0.0	ROBYN REGEHR	1	0	0	0	-1	2	0	0	0	0	0	0.0
MATT HENDRICKS	1	0	0	0	0	9	0	0	0	0	1	0.0	ALEX TANGUAY	1	0	0	0	0	2	0	0	0	0	1	0.0
BRIAN FAHEY	1	0	0	0	0	0	0	0	0	0	0	0.0	CORY SARICH	1	0	0	0	0	0	0	0	0	0	1	0.0
JOHN ERSKINE	1	0	0	0	0	0	0	0	0	0	0	0.0	JAROME IGINLA	1	0	0	0	0	0	0	0	0	0	3	0.0
JOHN CARLSON	1	0	0	0	0	2	0	0	0	0	1	0.0	MIKAEL BACKLUND	1	0	0	0	-1	0	0	0	0	0	2	0.0

GOALTENDER	GP	MIN	GA	GAA	SO	W	L	OT	SA	SV%	GOALTENDER	GP	MIN	GA	GAA	SO	W	L	OT	SA	SV%
MICHAL NEUVIRTH	1	59	2	2.00	0	1	0	0	29	.931	HENRIK KARLSSON	1	6	1	9.86	0	0	0	0	1	.000
											MIIKKA KIPRUSOFF	1	53	6	6.68	0	0	1	0	27	.778

POWER PLAY	3 - 4 (75%)	PENALTY KILLING	6 - 6 (100%)	POWER PLAY	0 - 6 (0%)	PENALTY KILLING	1 - 4 (25%)
------------	-------------	-----------------	--------------	------------	------------	-----------------	-------------



# Carolina Hurricanes

## CLUB INFORMATION

Founded . . . . . 1972-73 (WHA), 1979-80 (Hartford- NHL), 1997-98 (Carolina)  
 Home Arena . . . . . RBC Center (18,680)  
 Stanley Cups . . . . . 1 (2006)  
 Owner/CEO/Governor . . . . . Peter Karmanos Jr.  
 President & General Manager . . . . . Jim Rutherford  
 Head Coach . . . . . Paul Maurice  
 Assistant Coaches . . . . . Dave Lewis, Tom Barrasso  
 Assistant Coach/Development Coach . . . . . Rod Brind'Amour  
 Director of Media Relations . . . . . Mike Sundheim  
 2010-11 Record . . . . . 40-31-11 (91 points)  
 2010-11 Finish . . . . . 3rd, Southeast Division  
 2010-11 Playoffs . . . . . DNQ

RBC Center  
 1400 Edwards Mill Rd.  
 Raleigh, NC 27607  
 919.467.7825  
 Fax: 919.462.0123  
 www.carolinahurricanes.com



## 2011-12 MEETINGS

Oct. 8 at Washington  
 Nov. 4 at Carolina  
 Jan. 15 at Washington  
 Jan. 20 at Carolina  
 Feb. 20 at Carolina  
 March 6 at Washington

## ALL-TIME SERIES HISTORY

	TOTALS									HOME									AWAY								
YEAR	GP	W	L	T	OT	PTS	GF	GA		GP	W	L	T	OT	PTS	GF	GA		GP	W	L	T	OT	PTS	GF	GA	
79-80	4	2	1	1	-	5	22	16		2	1	0	1	-	3	12	8		2	1	1	0	-	2	10	8	
80-81	4	3	1	0	-	6	19	13		2	1	1	0	-	2	6	7		2	2	0	0	-	4	13	6	
81-82	3	2	1	0	-	4	13	7		1	1	0	0	-	2	7	1		2	1	1	0	-	2	6	6	
82-83	3	2	0	1	-	5	15	10		2	2	0	0	-	4	11	6		1	0	0	1	-	1	4	4	
83-84	3	2	1	0	-	4	8	8		1	1	0	0	-	2	4	2		2	1	1	0	-	2	4	6	
84-85	3	1	2	0	-	2	4	7		2	1	1	0	-	2	4	5		1	0	1	0	-	0	0	2	
85-86	3	2	0	1	-	5	15	12		1	1	0	0	-	2	4	2		2	1	0	1	-	3	11	10	
86-87	3	1	2	0	-	2	9	9		2	0	2	0	-	0	3	8		1	1	0	0	-	2	6	1	
87-88	3	2	1	0	-	4	14	10		1	1	0	0	-	2	6	2		2	1	1	0	-	2	8	8	
88-89	3	3	0	0	-	6	12	4		2	2	0	0	-	4	4	2		1	1	0	0	-	2	8	2	
89-90	3	1	2	0	-	2	9	10		1	0	1	0	-	0	3	4		2	1	1	0	-	2	6	6	
90-91	3	0	3	0	-	0	6	10		2	0	2	0	-	0	4	6		1	0	1	0	-	0	2	4	
91-92	3	1	1	1	-	3	7	12		1	0	1	0	-	0	2	8		2	1	0	1	-	3	5	4	
92-93	4	3	1	0	-	6	18	13		2	2	0	0	-	4	9	5		2	1	1	0	-	2	9	8	
93-94	4	2	2	0	-	4	9	12		2	1	1	0	-	2	5	7		2	1	1	0	-	2	4	5	
94-95	4	2	1	1	-	5	15	8		2	1	1	0	-	2	9	7		2	1	0	1	-	3	6	1	
95-96	4	2	1	1	-	5	9	6		2	1	0	1	-	3	5	2		2	1	1	0	-	2	4	4	
96-97	4	2	1	1	-	5	9	8		2	2	0	0	-	4	8	5		2	0	1	1	-	1	1	3	
97-98	4	4	0	0	-	8	9	5		2	2	0	0	-	4	3	1		2	2	0	0	-	4	6	4	
98-99	5	2	2	1	-	5	11	11		2	1	1	0	-	2	6	4		3	1	1	1	-	3	5	7	
99-00	5	2	1	2	0	6	12	10		3	2	0	1	0	5	9	6		2	0	1	1	0	1	3	4	
00-01	5	2	1	1	1	6	15	11		2	1	1	0	0	2	7	3		3	1	0	1	1	4	8	8	
01-02	5	2	1	2	0	6	19	15		3	1	1	1	0	3	13	10		2	1	0	1	0	3	6	5	
02-03	5	4	1	0	0	8	14	8		2	2	0	0	0	4	7	3		3	2	1	0	0	4	7	5	
03-04	6	4	1	1	0	9	22	11		3	2	1	0	0	4	12	4		3	2	0	1	0	5	10	7	
05-06	8	3	3	-	2	8	26	29		4	1	2	-	1	3	11	14		4	2	1	-	1	5	15	15	
06-07	8	3	5	-	0	6	23	29		4	2	2	-	0	4	13	12		4	1	3	-	0	2	10	17	
07-08	8	4	4	-	0	8	21	22		4	3	1	-	0	6	12	5		4	1	3	-	0	2	9	17	
08-09	6	3	3	-	0	6	17	19		3	2	1	-	0	4	10	11		3	1	2	-	0	2	7	8	
09-10	6	3	1	-	2	8	19	21		3	2	1	-	0	4	11	12		3	1	0	-	2	4	8	9	
10-11	6	5	0	-	1	11	16	10		3	2	0	-	1	5	7	6		3	3	0	-	0	6	9	4	
Totals	138	74	44	14	6	168	437	376		68	41	21	4	2	88	227	178		70	33	23	10	4	80	210	198	

## SERIES INFORMATION

	Overall	at Washington	at Carolina
All-Time Series (W-L-T-OT)	WSH leads, 74-44-14-6	WSH leads, 41-21-4-2	WSH leads, 33-23-10-4
Current Streak	1 CAR win (3/29/11)	1 CAR win (3/29/11)	3 WSH wins (10/27/10-12/26/10)
Last Washington Win	3/11/11 (2-1)	3/11/11 (2-1)	12/26/10 (3-2)
Last Carolina Win	3/29/11 (3-2 so)	3/29/11 (3-2 so)	3/25/10 (3-2 so)
Last Tie	2/12/04 (3-3)	12/30/01 (5-5)	2/12/04 (3-3)
Last Overtime Game	3/29/11 (L, 3-2 so)	3/29/11 (L, 3-2 so)	3/25/10 (L, 3-2 so)
Overtime Record	8-7-12	5-3-3	3-4-9
Last 10 Games (W-L-OT)	6-1-3	7-2-1	5-5-0
Longest Unbeaten Streak	6 (3/2/03-2/12/04)	7 (4/21/95-4/19/98)	4 (three times)
Longest Winning Streak	5 (three times)	5 (2/27/82-12/29/84)	4 (1/4/80-11/14/81)
Longest Winless Streak	4 (two times)	4 (3/2/90-3/24/92)	5 (two times)
Longest Losing Streak	4 (3/2/90-3/12/91)	4 (3/2/90-3/24/92)	5 (1/26/07-2/23/08)
Washington Shutouts (Last)	9 (10/27/10)	6 (10/6/07)	2 (3/20/95)
Carolina Shutouts (Last)	9 (11/5/07)	2 (3/9/07)	7 (11/5/07)
Last Washington Hat Trick	A. Semin (10/7/06)	A. Semin (10/7/06)	D. Ciccarelli (3/18/89)
Last Carolina Hat Trick	C. Stillman (11/5/07)	P. Verbeek (12/7/93)	C. Stillman (11/5/07)
Most Washington Goals	9 (3/8/80)	9 (3/8/80)	8 (two times)
Most Carolina Goals	8 (3/24/92)	8 (3/24/92)	7 (10/12/05)



# Carolina Hurricanes

## 2010-11 WASHINGTON CAPITALS VS. CAROLINA HURRICANES CAPITALS WON SEASON SERIES, 5-0-1 • CAROLINA 1-4-1

CAROLINA	HURRICANES	CAPITALS	ATTEND	GOALTENDERS	W. GOAL
OCT 27, 2010	0	3	18,680	MICHAL NEUVIRTH / CAM WARD	MATT HENDRICKS
NOV 24, 2010	2	3	15,200	SEMYON VARLAMOV / JUSTIN PETERS	BROOKS LAICH
DEC 26, 2010	2	3	10,477	SEMYON VARLAMOV / CAM WARD	ALEX OVECHKIN

WASHINGTON	HURRICANES	CAPITALS	ATTEND	GOALTENDERS	W. GOAL
NOV 28, 2010	2	3	18,398	SEMYON VARLAMOV / CAM WARD	ALEX OVECHKIN
MAR 11, 2011	1	2	18,398	BRADEN HOLTBY / CAM WARD	MATT HENDRICKS
MAR 29, 2011	3	2	18,398	CAM WARD / SEMYON VARLAMOV	JEFF SKINNER

CAPITALS	GP	G	A	P	+/-	PIM	PP	SH	GW	EN	S	%	HURRICANES	GP	G	A	P	+/-	PIM	PP	SH	GW	EN	S	%
ALEX OVECHKIN	6	2	6	8	7	6	0	0	1	0	36	5.6	TUOMO RUUTU	6	2	3	5	1	8	0	0	0	0	15	13.3
NICKLAS BACKSTROM	5	4	1	5	3	2	0	1	0	1	14	28.6	JUSSI JOKINEN	6	2	2	4	-2	0	1	0	0	0	10	20.0
ALEXANDER SEMIN	6	2	2	4	3	6	0	0	0	0	18	11.1	ERIC STAAL	6	2	1	3	-2	4	1	0	0	0	23	8.7
MARCUS JOHANSSON	5	2	1	3	4	0	0	0	0	0	3	66.7	JEFF SKINNER	6	1	2	3	1	4	0	0	0	0	16	6.2
BROOKS LAICH	6	1	2	3	-1	6	1	0	1	0	22	4.5	JONI PITKANEN	6	0	2	2	-4	0	0	0	0	0	13	0.0
MIKE KNUBLE	5	0	3	3	3	0	0	0	0	0	13	0.0	BRYAN ALLEN	2	0	2	2	1	2	0	0	0	0	2	0.0
MATT HENDRICKS	6	2	0	2	1	2	0	0	2	0	17	11.8	ERIK COLE	6	1	0	1	0	2	0	0	0	0	18	5.6
DAVID STECKEL	4	1	1	2	0	0	0	0	0	0	6	16.7	SERGEI SAMSONOV	4	1	0	1	-2	2	0	0	0	0	6	16.7
JOHN CARLSON	6	0	2	2	3	0	0	0	0	0	17	0.0	CORY STILLMAN	2	0	1	1	1	0	0	0	0	0	4	0.0
MATHIEU PERREAULT	2	1	0	1	1	2	0	0	0	0	1	100.0	JAY HARRISON	5	0	1	1	1	0	0	0	0	0	4	0.0
JOHN ERSKINE	6	0	1	1	0	4	0	0	0	0	6	0.0	IAN WHITE	3	0	1	1	1	0	0	0	0	0	7	0.0
MIKE GREEN	3	0	1	1	3	4	0	0	0	0	3	0.0	JOE CORVO	6	0	1	1	-5	2	0	0	0	0	14	0.0
JEFF SCHULTZ	5	0	1	1	4	2	0	0	0	0	2	0.0	ZACH BOYCHUK	1	0	0	0	0	0	0	0	0	0	2	0.0
JASON ARNOTT	2	0	1	1	0	4	0	0	0	0	7	0.0	TIM GLEASON	6	0	0	0	-5	15	0	0	0	0	5	0.0
ERIC FEHR	5	0	1	1	-1	2	0	0	0	0	9	0.0	RYAN CARTER	3	0	0	0	-2	0	0	0	0	0	1	0.0
TOMAS FLEISCHMANN	3	0	1	1	0	2	0	0	0	0	6	0.0	JIRI TLUSTY	4	0	0	0	-4	2	0	0	0	0	0	0.0
JASON CHIMERA	5	0	0	0	-2	4	0	0	0	0	8	0.0	TROY BODIE	4	0	0	0	0	5	0	0	0	0	3	0.0
SCOTT HANNAN	3	0	0	0	0	2	0	0	0	0	0	0.0	TOM KOSTOPOULOS	1	0	0	0	-1	0	0	0	0	0	0	0.0
ANDREW GORDON	1	0	0	0	0	0	0	0	0	0	1	0.0	ZAC DALPE	1	0	0	0	0	0	0	0	0	0	0	0.0
MATT BRADLEY	5	0	0	0	1	7	0	0	0	0	3	0.0	DRAYSON BOWMAN	3	0	0	0	-1	0	0	0	0	0	1	0.0
TOM POTI	2	0	0	0	0	0	0	0	0	0	2	0.0	BRANDON SUTTER	6	0	0	0	-2	0	0	0	0	0	11	0.0
MARCO STURM	2	0	0	0	1	0	0	0	0	0	2	0.0	JAMIE MCBAIN	6	0	0	0	-3	6	0	0	0	0	10	0.0
BOYD GORDON	3	0	0	0	0	2	0	0	0	0	5	0.0	PATRICK DWYER	6	0	0	0	-2	0	0	0	0	0	12	0.0
DENNIS WIDEMAN	2	0	0	0	3	0	0	0	0	0	1	0.0	ANTON BABCHUK	1	0	0	0	0	0	0	0	0	0	0	0.0
TYLER SLOAN	2	0	0	0	0	0	0	0	0	0	1	0.0	JEROME SAMSON	1	0	0	0	0	0	0	0	0	0	0	0.0
JAY BEAGLE	1	0	0	0	-1	0	0	0	0	0	2	0.0	DEREK JOSLIN	1	0	0	0	0	0	0	0	0	0	1	0.0
BRIAN FAHEY	1	0	0	0	0	0	0	0	0	0	0	0.0	CHAD LAROSE	6	0	0	0	-5	2	0	0	0	0	13	0.0
KARL ALZNER	6	0	0	0	1	4	0	0	0	0	2	0.0													

GOALTENDER	GP	MIN	GA	GAA	SO	W	L	OT	SA	SV%	GOALTENDER	GP	MIN	GA	GAA	SO	W	L	OT	SA	SV%
SEMYON VARLAMOV	4	249	8	1.92	0	3	0	1	121	.934	CAM WARD	5	305	11	2.16	0	1	3	1	168	.935
MICHAL NEUVIRTH	1	60	0	.00	1	1	0	0	29	.000	JUSTIN PETERS	1	58	3	3.07	0	0	1	0	38	.921
BRADEN HOLTBY	1	60	1	1.00	0	1	0	0	41	.976											

POWER PLAY	1 - 15 (6.7%)	PENALTY KILLING	24 - 26 (92.3%)	POWER PLAY	2 - 26 (7.7%)	PENALTY KILLING	14 - 15 (93.3%)
------------	---------------	-----------------	-----------------	------------	---------------	-----------------	-----------------





# Chicago Blackhawks

## CLUB INFORMATION

**Founded** ..... 1926-27  
**Home Arena** ..... United Center (19,717)  
**Stanley Cups** ..... 4 (most recent, 2010)  
**President/CEO** ..... John F. McDonough  
**Vice President/General Manager** ..... Stan Bowman  
**Head Coach** ..... Joel Quenneville  
**Assistant Coaches** ..... Mike Haviland, Mike Kitchen  
**Director of Media Relations** ..... Brandon Faber  
 2010-11 Record ..... 44-29-9 (97 points)  
 2010-11 Finish ..... 3rd, Central Division  
 2010-11 Playoffs ..... W. Conf. quarterfinals (def. by VAN, 4-3)

United Center  
 1901 W. Madison  
 Chicago, IL 60612  
 312.455.7000  
 Fax: 312.455.7041  
 www.chicagoblackhawks.com



## 2011-12 MEETING

March 18 at Chicago

## ALL-TIME SERIES HISTORY

YEAR	TOTALS								HOME								AWAY							
	GP	W	L	T	OT	PTS	GF	GA	GP	W	L	T	OT	PTS	GF	GA	GP	W	L	T	OT	PTS	GF	GA
74-75	4	1	3	0	-	2	11	22	2	1	1	0	-	2	6	9	2	0	2	0	-	0	5	13
75-76	4	2	2	0	-	4	15	17	2	1	1	0	-	2	6	8	2	1	1	0	-	2	9	9
76-77	4	1	2	1	-	3	19	18	2	1	1	0	-	2	11	9	2	0	1	1	-	1	8	9
77-78	4	0	3	1	-	1	7	16	2	0	1	1	-	1	4	8	2	0	2	0	-	0	3	8
78-79	4	1	2	1	-	3	11	12	2	1	1	0	-	2	6	5	2	0	1	1	-	1	5	7
79-80	4	2	2	0	-	4	14	13	2	2	0	0	-	4	12	4	2	0	2	0	-	0	2	9
80-81	4	1	1	2	-	4	13	15	2	1	0	1	-	3	7	5	2	0	1	1	-	1	6	10
81-82	3	1	2	0	-	2	12	15	2	1	1	0	-	2	9	8	1	0	1	0	-	0	3	7
82-83	3	2	0	1	-	5	13	9	1	1	0	0	-	2	4	2	2	1	0	1	-	3	9	7
83-84	3	1	1	1	-	3	9	9	2	1	0	1	-	3	7	5	1	0	1	0	-	0	2	4
84-85	3	3	0	0	-	6	13	5	1	1	0	0	-	2	5	0	2	2	0	0	-	4	8	5
85-86	3	2	1	0	-	4	16	13	2	1	1	0	-	2	12	11	1	1	0	0	-	2	4	2
86-87	3	1	1	1	-	3	10	11	1	1	0	0	-	2	3	2	2	0	1	1	-	1	7	9
87-88	3	2	1	0	-	4	12	10	2	2	0	0	-	4	8	5	1	0	1	0	-	0	4	5
88-89	3	2	1	0	-	4	14	13	1	1	0	0	-	2	6	3	2	1	1	0	-	2	8	10
89-90	3	1	2	0	-	2	6	4	2	1	1	0	-	2	6	3	1	0	1	0	-	0	0	1
90-91	3	0	3	0	-	0	7	10	1	0	1	0	-	0	3	4	2	0	2	0	-	0	4	6
91-92	2	0	2	0	-	0	4	11	1	0	1	0	-	0	2	7	1	0	1	0	-	0	2	4
92-93	3	1	1	1	-	3	7	9	2	1	0	1	-	3	5	3	1	0	1	0	-	0	2	6
93-94	2	2	0	0	-	4	10	4	1	1	0	0	-	2	4	1	1	1	0	0	-	2	6	3
94-95	Teams did not meet in 1994-95																							
95-96	2	1	1	0	-	2	4	6	1	0	1	0	-	0	1	4	1	1	0	0	-	2	3	2
96-97	2	0	2	0	-	0	5	10	1	0	1	0	-	0	2	5	1	0	1	0	-	0	3	5
97-98	2	2	0	0	-	4	5	2	1	1	0	0	-	2	3	2	1	1	0	0	-	2	2	0
98-99	2	1	1	0	-	2	5	5	1	0	1	0	-	0	2	4	1	1	0	0	-	2	3	1
99-00	2	1	0	1	0	3	7	6	1	0	0	1	0	1	2	2	1	1	0	0	0	2	5	4
00-01	2	0	2	0	0	0	3	6	1	0	1	0	0	0	2	3	1	0	0	1	0	0	1	3
01-02	1	1	0	0	0	2	3	1	1	1	0	0	0	2	3	1	0	0	0	0	0	0	0	0
02-03	1	0	0	1	0	1	2	2	0	0	0	0	0	0	0	0	1	0	0	1	0	1	2	2
03-04	2	1	1	0	0	2	7	4	1	0	1	0	0	0	3	4	1	1	0	0	0	2	4	0
05-06	1	0	0	-	1	1	3	4	1	0	0	-	1	1	3	4	0	0	0	-	0	0	0	0
06-07	Teams did not meet in 2006-07																							
07-08	1	0	1	-	0	0	0	5	0	0	0	-	0	0	0	0	1	0	1	-	0	0	0	5
08-09	1	1	0	-	0	2	4	2	1	1	0	-	0	2	4	2	0	0	0	-	0	0	0	0
09-10	1	1	0	-	0	2	4	3	0	0	0	-	0	0	0	0	1	1	0	-	0	2	4	3
10-11	1	1	0	-	0	2	4	3	1	1	0	-	0	2	4	3	0	0	0	-	0	0	0	0
<b>Totals</b>	<b>86</b>	<b>36</b>	<b>38</b>	<b>11</b>	<b>1</b>	<b>84</b>	<b>279</b>	<b>295</b>	<b>44</b>	<b>23</b>	<b>15</b>	<b>5</b>	<b>1</b>	<b>52</b>	<b>155</b>	<b>136</b>	<b>42</b>	<b>13</b>	<b>23</b>	<b>6</b>	<b>0</b>	<b>32</b>	<b>124</b>	<b>159</b>

## SERIES INFORMATION

### All-Time Series (W-L-T-OT)

Current Streak  
 Last Washington Win  
 Last Chicago Win  
 Last Tie  
 Last Overtime Game  
 Overtime Record  
 Last 10 Games (W-L-T-OT)  
 Longest Unbeaten Streak  
 Longest Winning Streak  
 Longest Winless Streak  
 Longest Losing Streak  
 Washington Shutouts (Last)  
 Chicago Shutouts (Last)  
 Last Washington Hat Trick  
 Last Chicago Hat Trick  
 Most Washington Goals  
 Most Chicago Goals

### Overall

WSH trails, 36-38-11-1  
 3 WSH wins (10/11/08-3/13/11)  
 3/13/11 (4-3 ot)  
 3/19/08 (5-0)  
 11/15/03 (2-2)  
 3/13/11 (W, 4-3 ot)  
 2-2-5  
 5-3-1-1  
 6 (1/30/82-1/20/84)  
 5 (10/14/84-11/5/85)  
 7 (11/2/77-1/7/79)  
 5 (10/25/90-1/12/92)  
 5 (2/15/04)  
 3 (3/19/08)  
 M. Gartner (10/10/87)  
 D. Savard (1/17/88)  
 8 (11/5/85)  
 10 (2/22/75)

### at Washington

WSH leads, 23-15-5-1  
 2 WSH wins (10/11/08-3/13/11)  
 3/13/11 (4-3 ot)  
 1/10/06 (4-3 ot)  
 12/27/99 (2-2)  
 3/13/11 (W, 4-3 ot)  
 1-1-3  
 4-4-1-1  
 6 (1/30/82-11/5/85)  
 4 (two times)  
 3 (three times)  
 2 (five times)  
 3 (2/27/90)  
 none  
 M. Gartner (10/10/87)  
 S. Ludzik (12/28/85)  
 8 (11/5/85)  
 7 (three times)

### at Chicago

WSH trails, 13-23-6-0  
 1 WSH win (3/14/10)  
 3/14/10 (4-3 ot)  
 3/19/08 (5-0)  
 11/15/03 (2-2)  
 3/14/10 (W, 4-3 ot)  
 1-1-2  
 6-3-1-0  
 4 (10/14/84-11/12/86)  
 3 (two times)  
 13 (2/8/76-11/3/82)  
 6 (2/15/89-1/21/93)  
 2 (2/15/04)  
 3 (3/19/08)  
 T. White (10/26/75)  
 D. Savard (1/17/88)  
 7 (10/26/75)  
 10 (2/22/75)



# Chicago Blackhawks

## 2010-11 WASHINGTON CAPITALS VS. CHICAGO BLACKHAWKS CAPITALS WON SEASON SERIES, 1-0-0 • CHICAGO 0-0-1

CHICAGO	BLACKHAWKS					CAPITALS					ATTEND		GOALTENDERS					W. GOAL							
MAR 13, 2011	3					4					18,398		BRADEN HOLTBY / COREY CRAWFORD					MIKE KNUBLE							
CAPITALS	GP	G	A	P	+/-	PIM	PP	SH	GW	EN	S	%	BLACKHAWKS	GP	G	A	P	+/-	PIM	PP	SH	GW	EN	S	%
BROOKS LAICH	1	1	1	2	2	0	0	0	0	0	3	33.3	TOMAS KOPECKY	1	1	0	1	-1	2	0	0	0	0	3	33.3
DENNIS WIDEMAN	1	0	2	2	0	0	0	0	0	0	2	0.0	NICK LEDDY	1	1	0	1	0	0	0	0	0	0	1	100.0
JASON ARNOTT	1	1	0	1	0	0	1	0	0	0	3	33.3	JONATHAN TOEWS	1	1	0	1	-1	0	1	0	0	0	3	33.3
MIKE KNUBLE	1	1	0	1	1	2	0	0	1	0	3	33.3	DUNCAN KEITH	1	0	1	1	0	0	0	0	0	0	4	0.0
BOYD GORDON	1	1	0	1	-1	2	0	1	0	0	3	33.3	PATRICK SHARP	1	0	1	1	0	0	0	0	0	0	2	0.0
MATT HENDRICKS	1	0	1	1	0	0	0	0	0	0	0	0.0	MARIAN HOSSA	1	0	1	1	1	0	0	0	0	0	2	0.0
MARCUS JOHANSSON	1	0	1	1	1	4	0	0	0	0	7	0.0	MICHAEL FROLIK	1	0	1	1	0	0	0	0	0	0	3	0.0
ERIC FEHR	1	0	1	1	0	0	0	0	0	0	5	0.0	CHRIS CAMPOLI	1	0	0	0	-1	0	0	0	0	0	0	0.0
ALEXANDER SEMIN	1	0	1	1	0	0	0	0	0	0	4	0.0	BRIAN CAMPBELL	1	0	0	0	0	0	0	0	0	0	0	0.0
JOHN ERSKINE	1	0	0	0	2	0	0	0	0	0	0	0.0	FERNANDO PISANI	1	0	0	0	0	0	0	0	0	0	2	0.0
JASON CHIMERA	1	0	0	0	0	5	0	0	0	0	2	0.0	RYAN JOHNSON	1	0	0	0	0	0	0	0	0	0	1	0.0
SCOTT HANNAN	1	0	0	0	3	0	0	0	0	0	1	0.0	PATRICK KANE	1	0	0	0	-2	0	0	0	0	0	3	0.0
MATT BRADLEY	1	0	0	0	-1	0	0	0	0	0	1	0.0	VIKTOR STALBERG	1	0	0	0	0	0	0	0	0	0	1	0.0
MARCO STURM	1	0	0	0	0	0	0	0	0	0	0	0.0	NIKLAS HJALMARSSON	1	0	0	0	0	0	0	0	0	0	1	0.0
JOHN CARLSON	1	0	0	0	-1	0	0	0	0	0	1	0.0	TROY BROUWER	1	0	0	0	0	0	0	0	0	0	0	0.0
KARL ALZNER	1	0	0	0	-1	0	0	0	0	0	1	0.0	JACOB DOWELL	1	0	0	0	0	0	0	0	0	0	1	0.0
JEFF SCHULTZ	1	0	0	0	-1	0	0	0	0	0	0	0.0	BRYAN BICKELL	1	0	0	0	0	2	0	0	0	0	1	0.0
ALEX OVECHKIN	1	0	0	0	-1	0	0	0	0	0	6	0.0	BRENT SEABROOK	1	0	0	0	0	5	0	0	0	0	2	0.0
GOALTENDER	GP	MIN	GA	GAA	SO	W	L	OT	SA	SV%	GOALTENDER	GP	MIN	GA	GAA	SO	W	L	OT	SA	SV%				
BRADEN HOLTBY	1	63	3	2.82	0	1	0	0	30	.900	COREY CRAWFORD	1	63	4	3.81	0	0	0	1	42	.905				
POWER PLAY	1 - 2 (50%)			PENALTY KILLING			3 - 4 (75%)			POWER PLAY	1 - 4 (25%)			PENALTY KILLING			1 - 2 (50%)								



# Colorado Avalanche

## CLUB INFORMATION

**Founded** ..... 1972-73 (WHA), 1979-80 (NHL), 1995-96 (Colorado)  
**Home Arena** ..... Pepsi Center (18,007)  
**Stanley Cups** ..... 2 (most recent, 2001)  
**President & Alternate Governor** ..... Pierre Lacroix  
**Executive Vice President & General Manager** ..... Greg Sherman  
**Head Coach** ..... Joe Sacco  
**Assistant Coaches** ..... Sylvain Lefebvre, Adam Deadmarsh  
**Sr. V.P., Communications & Business Operations** ..... Jean Martineau  
**2010-11 Record** ..... 30-44-8 (68 points)  
**2010-11 Finish** ..... 4th, Northwest Division  
**2010-11 Playoffs** ..... DNQ

Pepsi Center  
 1000 Chopper Circle  
 Denver, CO 80204  
 303.405.1100  
 Fax: 303.893.0614  
 www.coloradoavalanche.com



## 2011-12 MEETING

Dec. 17 at Colorado

## ALL-TIME SERIES HISTORY

TOTALS										HOME										AWAY									
YEAR	GP	W	L	T	OT	PTS	GF	GA		GP	W	L	T	OT	PTS	GF	GA			GP	W	L	T	OT	PTS	GF	GA		
79-80	4	1	1	2	-	4	12	8		2	1	0	1	-	3	8	3			2	0	1	1	-	1	4	5		
80-81	4	0	4	0	-	0	17	30		2	0	2	0	-	0	11	17			2	0	2	0	-	0	6	13		
81-82	3	0	2	1	-	1	8	14		2	0	1	1	-	1	8	11			1	0	1	0	-	0	0	3		
82-83	3	1	1	1	-	3	15	13		1	0	1	0	-	0	4	5			2	1	0	1	-	3	11	8		
83-84	3	1	2	0	-	2	10	13		2	1	1	0	-	2	7	7			1	0	1	0	-	0	3	6		
84-85	3	2	1	0	-	4	16	8		1	0	1	0	-	0	3	5			2	2	0	0	-	4	13	3		
85-86	3	3	0	0	-	6	14	8		2	2	0	0	-	4	7	3			1	1	0	0	-	2	7	5		
86-87	3	0	2	1	-	1	8	12		1	0	1	0	-	0	1	4			2	0	1	1	-	1	7	8		
87-88	3	2	1	0	-	4	9	7		2	1	1	0	-	2	7	6			1	1	0	0	-	2	2	1		
88-89	3	2	0	1	-	5	12	6		1	1	0	0	-	2	4	1			2	1	0	1	-	3	8	5		
89-90	3	3	0	0	-	6	19	5		2	2	0	0	-	4	16	5			1	1	0	0	-	2	3	0		
90-91	3	2	1	0	-	4	12	8		1	1	0	0	-	2	5	3			2	1	1	0	-	2	7	5		
91-92	3	3	0	0	-	6	17	7		1	1	0	0	-	2	3	1			2	2	0	0	-	4	14	6		
92-93	3	2	0	1	-	5	14	8		2	1	0	1	-	3	8	4			1	1	0	0	-	2	6	4		
93-94	4	2	2	0	-	4	12	10		2	1	1	0	-	2	5	5			2	1	1	0	-	2	7	5		
94-95	4	2	2	0	-	4	13	15		2	2	0	0	-	4	10	6			2	0	2	0	-	0	3	9		
95-96	2	1	1	0	-	2	5	5		1	1	0	0	-	2	3	1			1	0	1	0	-	0	2	4		
96-97	2	1	1	0	-	2	6	4		1	1	0	0	-	2	6	3			1	0	1	0	-	0	0	1		
97-98	2	0	1	1	-	1	9	10		1	0	0	1	-	1	6	6			1	0	1	0	-	0	3	4		
98-99	2	0	2	0	-	0	3	6		1	0	1	0	-	0	2	3			1	0	1	0	-	0	1	3		
99-00	1	1	0	0	0	2	2	1		1	1	0	0	0	2	2	1			0	0	0	0	0	0	0	0		
00-01	2	1	0	0	1	3	6	5		1	0	0	0	1	1	3	4			1	1	0	0	0	2	3	1		
01-02	1	1	0	0	0	2	3	0		0	0	0	0	0	0	0	0			1	1	0	0	0	2	3	0		
02-03	2	1	0	1	0	3	4	3		1	1	0	0	0	2	2	1			1	0	0	1	0	1	2	2		
03-04	1	0	1	0	0	0	1	4		0	0	0	0	0	0	0	0			1	0	1	0	0	0	1	4		
05-06	Teams did not meet in 2005-06																												
06-07	1	1	0	-	0	2	5	3		0	0	0	-	0	0	0	0			1	1	0	-	0	2	5	3		
07-08	1	1	0	-	0	2	2	1		1	1	0	-	0	2	2	1			0	0	0	-	0	0	0	0		
08-09	1	0	1	-	0	0	1	4		1	0	1	-	0	0	1	4			0	0	0	-	0	0	0	0		
09-10	1	1	0	-	0	2	6	1		0	0	0	-	0	0	0	0			1	1	0	-	0	2	6	1		
10-11	1	0	1	-	0	0	2	3		1	0	1	-	0	0	2	3			0	0	0	-	0	0	0	0		
<b>Totals</b>	<b>72</b>	<b>35</b>	<b>27</b>	<b>9</b>	<b>1</b>	<b>80</b>	<b>263</b>	<b>222</b>		<b>36</b>	<b>19</b>	<b>12</b>	<b>4</b>	<b>1</b>	<b>43</b>	<b>136</b>	<b>113</b>			<b>36</b>	<b>16</b>	<b>15</b>	<b>5</b>	<b>0</b>	<b>37</b>	<b>127</b>	<b>109</b>		

## SERIES INFORMATION

	Overall	at Washington	at Colorado
All-Time Series (W-L-T-OT)	WSH leads, 35-27-9-1	WSH leads, 19-11-4-1	WSH leads, 16-15-5-0
Current Streak	1 COL win (12/11/10)	1 COL win (2/20/09)	2 WSH wins (10/25/06-12/15/09)
Last Washington Win	12/15/09 (6-1)	1/9/08 (2-1)	12/15/09 (6-1)
Last Colorado Win	12/11/10 (3-2)	2/20/09 (4-1)	12/8/03 (4-1)
Last Tie	12/16/03 (2-2)	11/18/97 (6-6)	12/16/03 (2-2)
Last Overtime Game	12/16/03 (T, 2-2)	10/17/00 (L, 4-3)	12/16/03 (T, 2-2)
Overtime Record	0-2-5	0-2-2	0-0-3
Last 10 Games (W-L-T-OT)	6-3-1-0	6-3-1-0	4-5-1-0
Longest Unbeaten Streak	9 (12/22/87-11/6/90)	9 (3/4/88-11/9/93)	5 (12/22/87-11/6/90)
Longest Winning Streak	5 (3/14/91-11/22/92)	6 (3/4/88-12/17/91)	3 (two times)
Longest Winless Streak	9 (1/20/80-2/7/82)	7 (1/26/80-10/16/83)	6 (1/24/95-3/26/99)
Longest Losing Streak	6 (11/18/80-1/5/82)	3 (2/22/81-10/21/81)	6 (1/24/95-3/26/99)
Washington Shutouts (Last)	4 (3/19/02)	1 (11/23/85)	3 (3/19/02)
Colorado Shutouts (Last)	2 (10/28/96)	none	2 (10/28/96)
Last Washington Hat Trick	P. Bondra (3/6/97)	P. Bondra (3/6/97)	none
Last Colorado Hat Trick	C. Lemieux (11/18/97)	C. Lemieux (11/18/97)	none
Most Washington Goals	12 (2/6/90)	12 (2/6/90)	10 (11/10/91)
Most Colorado Goals	11 (2/22/81)	11 (2/22/81)	7 (3/4/81)



# Colorado Avalanche

2010-11  
WASHINGTON CAPITALS VS. COLORADO AVALANCHE  
CAPITALS LOST SEASON SERIES, 0-1-0 • COLORADO 1-0-0

COLORADO	AVALANCHE					CAPITALS					ATTEND		GOALTENDERS										W. GOAL				
DEC 11, 2010	3					2					18,398		CRAIG ANDERSON / MICHAL NEUVIRTH										PAUL STASTNY				
CAPITALS	GP	G	A	P	+/-	PIM	PP	SH	GW	EN	S	%	AVALANCHE	GP	G	A	P	+/-	PIM	PP	SH	GW	EN	S	%		
MIKE KNUBLE	1	1	1	2	1	0	0	0	0	0	4	25.0	PAUL STASTNY	1	1	2	3	2	0	1	0	1	0	2	50.0		
MATT HENDRICKS	1	1	0	1	0	0	1	0	0	0	5	20.0	KEVIN SHATTENKIRK	1	1	1	2	1	0	0	0	0	0	3	33.3		
KARL ALZNER	1	0	1	1	0	0	0	0	0	0	3	0.0	RYAN WILSON	1	1	0	1	2	0	0	0	0	0	2	50.0		
NICKLAS BACKSTROM	1	0	1	1	1	0	0	0	0	0	5	0.0	KEVIN PORTER	1	0	1	1	2	2	0	0	0	0	3	0.0		
ALEX OVECHKIN	1	0	1	1	1	0	0	0	0	0	3	0.0	DANIEL WINNIK	1	0	1	1	0	0	0	0	0	0	1	0.0		
ALEXANDER SEMIN	1	0	0	0	0	15	0	0	0	0	3	0.0	BRANDON YIP	1	0	0	0	2	0	0	0	0	0	1	0.0		
BROOKS LAICH	1	0	0	0	0	0	0	0	0	0	1	0.0	MATT HUNWICK	1	0	0	0	1	0	0	0	0	0	0	0.0		
DAVID STECKEL	1	0	0	0	-2	0	0	0	0	0	1	0.0	DAVID JONES	1	0	0	0	-1	0	0	0	0	0	2	0.0		
BRIAN FAHEY	1	0	0	0	1	0	0	0	0	0	0	0.0	KYLE QUINCEY	1	0	0	0	-1	0	0	0	0	0	2	0.0		
JOHN ERSKINE	1	0	0	0	1	0	0	0	0	0	1	0.0	PHILIPPE DUPUIS	1	0	0	0	0	0	0	0	0	0	0	0.0		
JASON CHIMERA	1	0	0	0	-2	2	0	0	0	0	4	0.0	RYAN O'BYRNE	1	0	0	0	-1	0	0	0	0	0	1	0.0		
SCOTT HANNAN	1	0	0	0	-2	0	0	0	0	0	1	0.0	GREG MAULDIN	1	0	0	0	0	0	0	0	0	0	2	0.0		
MATT BRADLEY	1	0	0	0	-2	5	0	0	0	0	1	0.0	TOMAS FLEISCHMANN	1	0	0	0	-1	2	0	0	0	0	2	0.0		
TOM POTI	1	0	0	0	-2	0	0	0	0	0	2	0.0	JOHN-MICHAEL LILES	1	0	0	0	0	0	0	0	0	0	1	0.0		
JOHN CARLSON	1	0	0	0	0	0	0	0	0	0	2	0.0	MATT DUCHENE	1	0	0	0	-1	0	0	0	0	0	3	0.0		
MATHIEU PERREAULT	1	0	0	0	0	0	0	0	0	0	2	0.0	ADAM FOOTE	1	0	0	0	0	2	0	0	0	0	0	0.0		
ERIC FEHR	1	0	0	0	0	0	0	0	0	0	1	0.0	RYAN O'REILLY	1	0	0	0	0	0	0	0	0	0	1	0.0		
BOYD GORDON	1	0	0	0	0	0	0	0	0	0	3	0.0	CODY MCLEOD	1	0	0	0	0	5	0	0	0	0	0	0.0		
GOALTENDER	GP	MIN	GA	GAA	SO	W	L	OT	SA	SV%	GOALTENDER	GP	MIN	GA	GAA	SO	W	L	OT	SA	SV%						
MICHAL NEUVIRTH	1	58	3	3.07	0	0	1	0	26	.885	CRAIG ANDERSON	1	60	2	2.00	0	1	0	0	42	.952						
POWER PLAY	1 - 3 (33.3%)			PENALTY KILLING			2 - 3 (66.7%)			POWER PLAY	1 - 3 (33.3%)			PENALTY KILLING			2 - 3 (66.7%)										





# Columbus Blue Jackets

## CLUB INFORMATION

**Founded** ..... 2000-01  
**Home Arena** ..... Nationwide Arena (18,144)  
**Stanley Cups** ..... none  
**President/Alternate Governor** ..... Mike Priest  
**Executive V.P. of Hockey Operations and General Manager** .. Scott Howson  
**Head Coach** ..... Scott Arniel  
**Assistant Coaches** ..... Brad Berry, Dan Hinote, Todd Richards  
**Vice President of Public Relations** ..... Todd Sharrock  
**2010-11 Record** ..... 34-35-13 (81 points)  
**2010-11 Finish** ..... 5th, Central Division  
**2010-11 Playoffs** ..... DNQ

Nationwide Arena  
 200 W. Nationwide Blvd.  
 Columbus, OH 43215  
 614.246.4625  
 Fax: 614.246.4007  
 www.bluejackets.com



## 2011-12 MEETING

Dec. 31 at Columbus

## ALL-TIME SERIES HISTORY

YEAR	TOTALS								HOME								AWAY							
	GP	W	L	T	OT	PTS	GF	GA	GP	W	L	T	OT	PTS	GF	GA	GP	W	L	T	OT	PTS	GF	GA
00-01	1	0	1	0	0	0	1	3	0	0	0	0	0	0	0	0	1	0	1	0	0	0	1	3
01-02	2	2	0	0	0	4	11	5	1	1	0	0	0	2	6	3	1	1	0	0	0	2	5	2
02-03	2	1	0	1	0	3	6	5	1	0	0	1	0	1	2	2	1	1	0	0	0	2	4	3
03-04	1	1	0	0	0	2	5	3	0	0	0	0	0	0	0	0	1	1	0	0	0	2	5	3
05-06	1	1	0	-	0	2	3	2	1	1	0	-	0	2	3	2	0	0	0	-	0	0	0	0
06-07	Teams did not meet in 2006-07																							
07-08	1	1	0	-	0	2	4	3	0	0	0	-	0	0	0	0	1	1	0	-	0	2	4	3
08-09	2	0	2	-	0	0	0	6	1	0	1	-	0	0	0	3	1	0	1	-	0	0	0	3
09-10	2	1	0	-	1	3	7	7	1	0	0	-	1	1	4	5	1	1	0	-	0	2	3	2
10-11	1	1	0	-	0	2	4	3	1	1	0	-	0	2	4	3	0	0	0	-	0	0	0	0
<b>Totals</b>	<b>13</b>	<b>8</b>	<b>3</b>	<b>1</b>	<b>1</b>	<b>18</b>	<b>41</b>	<b>37</b>	<b>6</b>	<b>3</b>	<b>1</b>	<b>1</b>	<b>1</b>	<b>8</b>	<b>19</b>	<b>18</b>	<b>7</b>	<b>5</b>	<b>2</b>	<b>0</b>	<b>0</b>	<b>10</b>	<b>22</b>	<b>19</b>

## SERIES INFORMATION

	Overall	at Washington	at Columbus
All-Time Series (W-L-T-OT)	WSH leads, 8-3-1-1	WSH leads, 3-1-1-1	WSH leads, 5-2-0-0
Current Streak	2 WSH wins (4/3/10-3/31/11)	1 WSH win (3/31/11)	1 WSH win (4/3/10)
Last Washington Win	3/31/11 (4-3 ot)	3/31/11 (4-3 ot)	4/3/10 (3-2)
Last Columbus Win	11/1/09 (5-4 ot)	11/1/09 (5-4 ot)	11/29/08 (3-0)
Last Tie	1/3/03 (2-2)	1/3/03 (2-2)	none
Last Overtime Game	3/31/11 (W, 4-3 ot)	3/31/11 (W, 4-3 ot)	2/5/08 (W, 4-3)
Overtime Record	3-1-1	1-1-1	2-0-0
Last 10 Games (W-L-T-OT)	6-2-1-1	3-1-1-1	5-2-0-0
Longest Unbeaten Streak	7 (1/09/02-2/5/08)	3 (1/9/02-10/5/05)	4 (3/23/02-2/5/08)
Longest Winning Streak	3 (two times)	1 (three times)	4 (3/23/02-2/5/08)
Longest Winless Streak	3 (11/29/08-11/1/09)	2 (1/9/09-11/1/09)	1 (two times)
Longest Losing Streak	3 (11/29/08-11/1/09)	2 (1/9/09-11/1/09)	1 (two times)
Washington Shutouts (Last)	none	none	none
Columbus Shutouts (Last)	2 (1/9/09)	1 (1/9/09)	1 (11/29/08)
Last Washington Hat Trick	P. Bondra (11/29/03)	none	P. Bondra (11/29/03)
Last Columbus Hat Trick	none	none	none
Most Washington Goals	6 (1/9/02)	6 (1/9/02)	5 (two times)
Most Columbus Goals	5 (11/1/09)	5 (11/1/09)	3 (five times)



# Columbus Blue Jackets

2010-11  
WASHINGTON CAPITALS VS. COLUMBUS BLUE JACKETS  
CAPITALS WON SEASON SERIES, 1-0-0 • COLUMBUS 0-0-1

<b>COLUMBUS</b>	<b>BLUE JACKETS</b>	<b>CAPITALS</b>	<b>ATTEND</b>	<b>GOALTENDERS</b>	<b>W. GOAL</b>
MAR 31, 2011	3	4	18,398	MICHAL NEUVIRTH / STEVE MASON	JASON CHIMERA

CAPITALS	GP	G	A	P	+/-	PIM	PP	SH	GW	EN	S	%	BLUE JACKETS	GP	G	A	P	+/-	PIM	PP	SH	GW	EN	S	%
JASON CHIMERA	1	1	1	2	1	0	0	0	1	0	2	50.0	TOMAS KUBALIK	1	0	2	2	0	0	0	0	0	0	1	0.0
JOHN CARLSON	1	1	1	2	0	0	0	0	0	0	4	25.0	MATTHEW CALVERT	1	0	2	2	1	0	0	0	0	0	0	0.0
BROOKS LAICH	1	0	2	2	1	0	0	0	0	0	2	0.0	SCOTTIE UPSHALL	1	1	0	1	-1	2	0	0	0	0	4	25.0
JASON ARNOTT	1	1	0	1	0	0	0	0	0	0	3	33.3	FEDOR TYUTIN	1	1	0	1	0	0	0	0	0	0	1	100.0
MIKE KNUBLE	1	1	0	1	1	0	0	0	0	0	2	50.0	ANTOINE VERMETTE	1	1	0	1	0	0	0	0	0	0	2	50.0
MARCO STURM	1	0	1	1	0	2	0	0	0	0	1	0.0	DEREK MACKENZIE	1	0	1	1	1	0	0	0	0	0	1	0.0
NICKLAS BACKSTROM	1	0	1	1	1	0	0	0	0	0	2	0.0	MARC METHOT	1	0	0	0	1	0	0	0	0	0	1	0.0
ALEX OVECHKIN	1	0	1	1	1	0	0	0	0	0	5	0.0	JAN HEJDA	1	0	0	0	0	0	0	0	0	0	0	0.0
MATT HENDRICKS	1	0	0	0	-1	2	0	0	0	0	2	0.0	R.J. UMBERGER	1	0	0	0	0	0	0	0	0	0	4	0.0
JOHN ERSKINE	1	0	0	0	0	5	0	0	0	0	2	0.0	SAMMY PAHLSSON	1	0	0	0	-2	0	0	0	0	0	1	0.0
SCOTT HANNAN	1	0	0	0	2	0	0	0	0	0	0	0.0	MAXIM MAYOROV	1	0	0	0	0	0	0	0	0	0	1	0.0
MATT BRADLEY	1	0	0	0	-1	0	0	0	0	0	0	0.0	JAKUB VORACEK	1	0	0	0	0	0	0	0	0	0	0	0.0
MARCUS JOHANSSON	1	0	0	0	0	0	0	0	0	0	2	0.0	DERICK BRASSARD	1	0	0	0	0	0	0	0	0	0	1	0.0
KARL ALZNER	1	0	0	0	-1	0	0	0	0	0	0	0.0	DEREK DORSETT	1	0	0	0	-2	0	0	0	0	0	0	0.0
JEFF SCHULTZ	1	0	0	0	2	0	0	0	0	0	2	0.0	ANTON STRALMAN	1	0	0	0	-2	0	0	0	0	0	3	0.0
BOYD GORDON	1	0	0	0	-1	0	0	0	0	0	0	0.0	JARED BOLL	1	0	0	0	1	5	0	0	0	0	3	0.0
ALEXANDER SEMIN	1	0	0	0	0	0	0	0	0	0	4	0.0	KRIS RUSSELL	1	0	0	0	-1	0	0	0	0	0	0	0.0
TYLER SLOAN	1	0	0	0	-1	0	0	0	0	0	0	0.0	SAMI LEPISTO	1	0	0	0	0	0	0	0	0	0	0	0.0

GOALTENDER	GP	MIN	GA	GAA	SO	W	L	OT	SA	SV%	GOALTENDER	GP	MIN	GA	GAA	SO	W	L	OT	SA	SV%
MICHAL NEUVIRTH	1	62	3	2.89	0	1	0	0	23	.870	STEVE MASON	1	62	4	3.84	0	0	0	1	33	.879

POWER PLAY	0 - 1 (0%)	PENALTY KILLING	2 - 2 (100%)	POWER PLAY	0 - 2 (0%)	PENALTY KILLING	1 - 1 (100%)
------------	------------	-----------------	--------------	------------	------------	-----------------	--------------



# Dallas Stars

## CLUB INFORMATION

**Founded** ..... 1967-68 (Minnesota), 1993-94 (Dallas)  
**Home Arena** ..... American Airlines Center (18,532)  
**Stanley Cups** ..... 1 (1999)  
**Executive Vice President** ..... Brett Hull  
**General Manager** ..... Joe Nieuwendyk  
**Head Coach** ..... Glen Gulutzan  
**Associate Coach** ..... Willie Desjardins  
**Assistant Coach** ..... Paul Jerrard  
**Vice President, Communications** ..... Rob Scichili  
**2010-11 Record** ..... 42-29-11 (95 points)  
**2010-11 Finish** ..... 5th, Pacific Division  
**2010-11 Playoffs** ..... DNQ

American Airlines Center  
 2500 Victory Avenue  
 Dallas, TX 75219  
 214.387.5500  
 Fax: 214.387.5564  
 www.dallasstars.com



## 2011-12 MEETING

Nov. 8 at Washington

## ALL-TIME SERIES HISTORY

YEAR	TOTALS								HOME								AWAY							
	GP	W	L	T	OT	PTS	GF	GA	GP	W	L	T	OT	PTS	GF	GA	GP	W	L	T	OT	PTS	GF	GA
74-75	4	0	3	1	-	1	9	21	2	0	1	1	-	1	5	9	2	0	2	0	-	0	4	12
75-76	4	0	2	2	-	2	11	17	2	0	0	2	-	2	5	5	2	0	2	0	-	0	6	12
76-77	4	1	1	2	-	4	12	14	2	1	0	1	-	3	7	4	2	0	1	1	-	1	5	10
77-78	4	1	2	1	-	3	8	14	2	1	1	0	-	2	2	5	2	0	1	1	-	1	6	9
78-79	4	2	2	0	-	4	10	18	2	1	1	0	-	2	6	10	2	1	1	0	-	2	4	8
79-80	4	0	3	1	-	1	10	18	2	0	2	0	-	0	7	9	2	0	1	1	-	1	3	9
80-81	4	0	3	1	-	1	6	11	2	0	1	1	-	1	4	5	2	0	2	0	-	0	2	6
81-82	3	0	2	1	-	1	8	17	1	0	1	0	-	0	1	6	2	0	1	1	-	1	7	11
82-83	3	1	1	1	-	3	8	8	2	1	1	0	-	2	4	4	1	0	0	1	-	1	4	4
83-84	3	3	0	0	-	6	15	2	1	1	0	0	-	2	5	1	2	2	0	0	-	4	10	1
84-85	3	2	0	1	-	5	12	8	2	1	0	1	-	3	9	6	1	1	0	0	-	2	3	2
85-86	3	2	1	0	-	4	16	13	1	1	0	0	-	2	7	5	2	1	1	0	-	2	9	8
86-87	3	2	0	1	-	5	14	6	2	2	0	0	-	4	12	4	1	0	0	1	-	1	2	2
87-88	3	2	0	1	-	5	10	4	1	1	0	0	-	2	4	1	2	1	0	1	-	3	6	3
88-89	3	1	1	1	-	3	11	10	2	1	1	0	-	2	7	6	1	0	0	1	-	1	4	4
89-90	3	3	0	0	-	6	13	9	1	1	0	0	-	2	5	3	2	2	0	0	-	4	8	6
90-91	3	1	1	1	-	3	7	8	2	1	0	1	-	3	5	3	1	0	1	0	-	0	2	5
91-92	3	1	2	0	-	2	8	10	2	0	2	0	-	0	4	8	1	1	0	0	-	2	4	2
92-93	2	1	1	0	-	2	7	7	1	0	1	0	-	0	4	5	1	1	0	0	-	2	3	2
93-94	2	0	2	0	-	0	5	12	1	0	1	0	-	0	3	6	1	0	1	0	-	0	2	6
94-95	Teams did not meet in 1994-95																							
95-96	2	2	0	0	-	4	6	4	1	1	0	0	-	2	2	1	1	1	0	0	-	2	4	3
96-97	2	0	2	0	-	0	5	10	1	0	1	0	-	0	2	5	1	0	1	0	-	0	3	5
97-98	2	0	2	0	-	0	4	6	1	0	1	0	-	0	3	4	1	0	1	0	-	0	1	2
98-99	2	1	1	0	-	2	2	5	1	1	0	0	-	2	2	1	1	0	1	0	-	0	0	4
99-00	2	0	1	1	0	1	3	4	1	0	0	1	0	1	2	2	1	0	1	0	0	0	1	2
00-01	1	0	1	0	0	0	0	2	0	0	0	0	0	0	0	0	1	0	1	0	0	0	0	2
01-02	2	1	1	0	0	2	5	7	1	0	1	0	0	0	2	5	1	1	0	0	0	2	3	2
02-03	2	0	2	0	0	0	3	11	1	0	1	0	0	0	1	6	1	0	1	0	0	0	2	5
03-04	1	0	1	0	0	0	2	4	0	0	0	0	0	0	0	0	1	0	1	0	0	0	2	4
05-06	1	0	1	-	0	0	1	4	0	0	0	-	0	0	0	0	1	0	1	-	0	0	1	4
06-07	1	1	0	-	0	2	4	3	1	1	0	-	0	2	4	3	0	0	0	-	0	0	0	0
07-08	Teams did not meet in 2007-08																							
08-09	1	1	0	-	0	2	6	5	0	0	0	-	0	0	0	0	1	1	0	-	0	2	6	5
09-10	1	0	0	-	1	1	3	4	1	0	0	-	1	1	3	4	0	0	0	-	0	0	0	0
10-11	1	0	1	-	0	0	1	2	0	0	0	-	0	0	0	0	1	0	1	-	0	0	1	2
<b>Totals</b>	<b>86</b>	<b>29</b>	<b>40</b>	<b>16</b>	<b>1</b>	<b>75</b>	<b>245</b>	<b>298</b>	<b>42</b>	<b>16</b>	<b>17</b>	<b>8</b>	<b>1</b>	<b>41</b>	<b>127</b>	<b>136</b>	<b>44</b>	<b>13</b>	<b>23</b>	<b>8</b>	<b>0</b>	<b>34</b>	<b>118</b>	<b>162</b>

## SERIES INFORMATION

All-Time Series (W-L-T-OT)  
 Current Streak  
 Last Washington Win  
 Last Dallas Win  
 Last Tie  
 Last Overtime Game  
 Overtime Record  
 Last 10 Games (W-L-T-OT)  
 Longest Unbeaten Streak  
 Longest Winning Streak  
 Longest Winless Streak  
 Longest Losing Streak  
 Washington Shutouts (Last)  
 Dallas Shutouts (Last)  
 Last Washington Hat Trick  
 Last Dallas Hat Trick  
 Most Washington Goals  
 Most Dallas Goals

### Overall

WSH trails, 29-40-16-1  
 2 DAL wins (3/8/10-12/2/10)  
 10/25/08 (6-5 ot)  
 12/2/10 (2-1)  
 11/17/99 (2-2)  
 3/8/10 (L, 4-3 so)  
 4-2-6  
 3-6-0-1  
 10 (1/21/86-1/30/89)  
 4 (2/3/83-3/21/84)  
 13 (11/3/79-12/16/82)  
 5 (two times)  
 2 (2/20/88)  
 5 (10/14/00)  
 none  
 R. Eriksson (11/27/76)  
 8 (10/24/86)  
 7 (four times)

### at Washington

WSH trails, 16-17-8-1  
 1 DAL win (3/8/10)  
 11/30/06 (4-3)  
 3/8/10 (4-3 so)  
 11/17/99 (2-2)  
 3/8/10 (L, 4-3 so)  
 1-1-3  
 3-5-1-1  
 9 (2/3/83-11/15/88)  
 6 (1/14/85-11/15/88)  
 6 (12/12/79-10/23/82)  
 4 (1/7/92-4/3/94)  
 none  
 1 (1/29/78)  
 none  
 none  
 8 (10/24/86)  
 6 (four times)

### at Dallas

WSH trails, 13-23-8-0  
 1 DAL win (12/2/10)  
 10/25/08 (6-5 ot)  
 12/2/10 (2-1)  
 1/30/89 (4-4)  
 10/25/08 (W, 6-5 ot)  
 3-1-3  
 2-8-0-0  
 7 (1/25/86-3/18/90)  
 3 (2/13/84-12/12/84)  
 8 (two times)  
 5 (two times)  
 2 (2/20/88)  
 4 (10/14/00)  
 none  
 R. Eriksson (11/27/76)  
 6 (three times)  
 7 (four times)



# Dallas Stars

**2010-11**  
**WASHINGTON CAPITALS VS. DALLAS STARS**  
 CAPITALS LOST SEASON SERIES, 0-1-0 • DALLAS 1-0-0

WASHINGTON	STARS	CAPITALS	ATTEND	GOALTENDERS	W. GOAL
DEC 2, 2010	2	1	13,943	ANDREW RAYCROFT / MICHAL NEUVIRTH	BRANDON SEGAL

CAPITALS	GP	G	A	P	+/-	PIM	PP	SH	GW	EN	S	%	STARS	GP	G	A	P	+/-	PIM	PP	SH	GW	EN	S	%
MIKE KNUBLE	1	1	0	1	0	2	1	0	0	0	5	20.0	BRANDON SEGAL	1	1	0	1	1	5	0	0	1	0	1	100.0
MIKE GREEN	1	0	1	1	0	0	0	0	0	0	4	0.0	MIKE RIBEIRO	1	1	0	1	1	0	1	0	0	0	1	100.0
ERIC FEHR	1	0	1	1	0	0	0	0	0	0	4	0.0	JAMES NEAL	1	0	1	1	0	0	0	0	0	0	2	0.0
JOHN CARLSON	1	0	0	0	-1	0	0	0	0	0	2	0.0	JEFF WOYWITKA	1	0	1	1	1	2	0	0	0	0	0	0.0
KARL ALZNER	1	0	0	0	-1	2	0	0	0	0	3	0.0	BRAD RICHARDS	1	0	1	1	0	0	0	0	0	0	2	0.0
NICKLAS BACKSTROM	1	0	0	0	0	0	0	0	0	0	3	0.0	BRENDEN MORROW	1	0	1	1	1	0	0	0	0	0	1	0.0
JEFF SCHULTZ	1	0	0	0	0	2	0	0	0	0	1	0.0	STEPHANE ROBIDAS	1	0	0	0	0	0	0	0	0	0	1	0.0
ALEX OVECHKIN	1	0	0	0	0	2	0	0	0	0	5	0.0	TOM WANDELL	1	0	0	0	0	0	0	0	0	0	1	0.0
BOYD GORDON	1	0	0	0	0	0	0	0	0	0	1	0.0	MATT NISKANEN	1	0	0	0	0	4	0	0	0	0	0	0.0
ALEXANDER SEMIN	1	0	0	0	0	0	0	0	0	0	4	0.0	NICKLAS GROSSMAN	1	0	0	0	0	0	0	0	0	0	2	0.0
BROOKS LAICH	1	0	0	0	0	0	0	0	0	0	1	0.0	LOUI ERIKSSON	1	0	0	0	0	0	0	0	0	0	1	0.0
DAVID STECKEL	1	0	0	0	0	0	0	0	0	0	0	0.0	TREVOR DALEY	1	0	0	0	1	0	0	0	0	0	1	0.0
MATT HENDRICKS	1	0	0	0	0	5	0	0	0	0	1	0.0	ADAM BURISH	1	0	0	0	0	0	0	0	0	0	3	0.0
JOHN ERSKINE	1	0	0	0	0	0	0	0	0	0	0	0.0	STEVE OTT	1	0	0	0	0	0	0	0	0	0	2	0.0
JASON CHIMERA	1	0	0	0	-1	0	0	0	0	0	3	0.0	TOBY PETERSEN	1	0	0	0	0	0	0	0	0	0	0	0.0
SCOTT HANNAN	1	0	0	0	0	2	0	0	0	0	0	0.0	KARLIS SKRASTINS	1	0	0	0	0	0	0	0	0	0	1	0.0
MATT BRADLEY	1	0	0	0	-1	0	0	0	0	0	0	0.0	KRYSTOPHER BARCH	1	0	0	0	0	0	0	0	0	0	0	0.0
MARCUS JOHANSSON	1	0	0	0	-1	0	0	0	0	0	1	0.0	JAMIE BENN	1	0	0	0	0	0	0	0	0	0	2	0.0

GOALTENDER	GP	MIN	GA	GAA	SO	W	L	OT	SA	SV%	GOALTENDER	GP	MIN	GA	GAA	SO	W	L	OT	SA	SV%
MICHAL NEUVIRTH	1	58	2	2.05	0	0	1	0	21	.905	ANDREW RAYCROFT	1	60	1	1.00	0	1	0	0	38	.974

POWER PLAY	1 - 3 (33.3%)	PENALTY KILLING	5 - 6 (83.3%)	POWER PLAY	1 - 6 (16.7%)	PENALTY KILLING	2 - 3 (66.7%)
------------	---------------	-----------------	---------------	------------	---------------	-----------------	---------------





# Detroit Red Wings

## CLUB INFORMATION

**Founded** ..... 1926-27  
**Home Arena** ..... Joe Louis Arena (20,066)  
**Stanley Cups** ..... 11 (most recent, 2008)  
**Executive Vice President, General Manager** ..... Ken Holland  
**Head Coach** ..... Mike Babcock  
**Assistant Coaches** ..... Bill Peters, Jeff Blashill  
**Senior Director of Communications** ..... John Hahn  
**2010-11 Record** ..... 47-25-10 (102 points)  
**2010-11 Finish** ..... 1st, Central Division  
**2010-11 Playoffs** ..... W. Conf. semifinals (def. by SJ, 4-3)

Joe Louis Arena  
 19 Steve Yzerman Drive  
 Detroit, MI 48226  
 313.394.7000  
 Fax: 313.567.0296  
 www.detroitredwings.com



## 2011-12 MEETINGS

Oct. 22 at Washington  
 March 19 at Detroit

## ALL-TIME SERIES HISTORY

YEAR	TOTALS								HOME								AWAY							
	GP	W	L	T	OT	PTS	GF	GA	GP	W	L	T	OT	PTS	GF	GA	GP	W	L	T	OT	PTS	GF	GA
74-75	6	1	5	0	-	2	20	33	3	1	2	0	-	2	11	14	3	0	3	0	-	0	9	19
75-76	6	3	3	0	-	6	24	25	3	2	1	0	-	4	16	13	3	1	2	0	-	2	8	12
76-77	6	3	0	3	-	9	20	10	3	2	0	1	-	5	12	4	3	1	0	2	-	4	8	6
77-78	6	1	4	1	-	3	12	23	3	1	2	0	-	2	7	12	3	0	2	1	-	1	5	11
78-79	8	2	3	3	-	7	25	25	4	1	2	1	-	3	12	12	4	1	1	2	-	4	13	13
79-80	4	1	2	1	-	3	10	12	2	1	1	0	-	2	7	6	2	0	1	1	-	1	3	6
80-81	4	2	1	1	-	5	20	14	2	1	1	0	-	2	11	7	2	1	0	1	-	3	9	7
81-82	3	1	0	2	-	4	14	11	2	1	0	1	-	3	9	6	1	0	0	1	-	1	5	5
82-83	3	2	1	0	-	4	17	12	1	1	0	0	-	2	5	2	2	1	1	0	-	2	12	10
83-84	3	1	2	0	-	2	6	9	2	1	1	0	-	2	5	5	1	0	1	0	-	0	1	4
84-85	3	2	1	0	-	4	11	6	1	1	0	0	-	2	4	0	2	1	1	0	-	2	7	6
85-86	3	2	1	0	-	4	8	13	2	2	0	0	-	4	8	6	1	0	1	0	-	0	0	7
86-87	3	2	0	1	-	5	13	6	1	1	0	0	-	2	8	2	2	1	0	1	-	3	5	4
87-88	3	0	2	1	-	1	3	9	2	0	1	1	-	1	2	3	1	0	1	0	-	0	1	6
88-89	3	1	1	1	-	3	10	10	1	0	1	0	-	0	3	4	2	1	0	1	-	3	7	6
89-90	3	3	0	0	-	6	16	8	2	2	0	0	-	4	11	5	1	1	0	0	-	2	5	3
90-91	3	3	0	0	-	6	11	7	1	1	0	0	-	2	6	4	2	2	0	0	-	4	5	3
91-92	3	0	3	0	-	0	9	14	1	0	1	0	-	0	4	5	2	0	2	0	-	0	5	9
92-93	3	2	1	0	-	4	13	10	1	0	1	0	-	0	5	7	2	2	0	0	-	4	8	3
93-94	2	1	0	1	-	3	8	5	1	1	0	0	-	2	6	3	1	0	0	1	-	1	2	2
94-95	Teams did not meet in 1994-95																							
95-96	2	0	2	0	-	0	5	8	1	0	1	0	-	0	2	4	1	0	1	0	-	0	3	4
96-97	2	0	2	0	-	0	4	7	1	0	1	0	-	0	0	2	1	0	1	0	-	0	4	5
97-98	2	0	2	0	-	0	2	6	1	0	1	0	-	0	2	4	1	0	1	0	-	0	0	2
98-99	1	0	1	0	-	0	2	3	1	0	1	0	-	0	2	3	0	0	0	0	-	0	0	0
99-00	2	1	0	1	0	3	6	4	1	0	0	1	0	1	2	2	1	1	0	0	0	2	4	2
00-01	2	1	0	0	1	3	7	4	1	1	0	0	0	2	6	2	1	0	0	0	1	1	1	2
01-02	1	0	1	0	0	0	1	3	0	0	0	0	0	0	0	0	1	0	1	0	0	0	1	3
02-03	1	0	1	0	0	0	1	5	1	0	1	0	0	0	1	5	0	0	0	0	0	0	0	0
03-04	2	1	1	0	0	2	5	6	1	0	1	0	0	0	1	5	1	1	0	0	0	2	4	1
05-06	1	0	1	-	0	0	3	4	1	0	1	-	0	0	3	4	0	0	0	-	0	0	0	0
06-07	Teams did not meet in 2006-07																							
07-08	1	0	0	-	1	1	3	4	0	0	0	-	0	0	0	0	1	0	0	-	1	1	3	4
08-09	1	1	0	-	0	2	4	2	1	1	0	-	0	2	4	2	0	0	0	-	0	0	0	0
09-10	2	1	1	-	0	2	5	5	1	1	0	-	0	2	3	2	1	0	1	-	0	0	2	3
10-11	1	0	1	-	0	0	2	3	0	0	0	0	0	0	0	0	1	0	1	-	0	0	2	3
<b>Totals</b>	<b>99</b>	<b>38</b>	<b>43</b>	<b>16</b>	<b>2</b>	<b>94</b>	<b>320</b>	<b>326</b>	<b>49</b>	<b>23</b>	<b>21</b>	<b>5</b>	<b>0</b>	<b>51</b>	<b>178</b>	<b>155</b>	<b>50</b>	<b>15</b>	<b>22</b>	<b>11</b>	<b>2</b>	<b>43</b>	<b>142</b>	<b>171</b>

## SERIES INFORMATION

	Overall	at Washington	at Detroit
All-Time Series (W-L-T-OT)	WSH trails, 38-43-16-2	WSH leads, 23-21-5-0	WSH trails, 15-22-11-2
Current Streak	1 DET win (3/16/11)	2 WSH wins (1/31/09-1/19/10)	3 DET wins (12/17/07-3/16/11)
Last Washington Win	1/19/10 (3-2)	1/19/10 (3-2)	11/24/03 (4-1)
Last Detroit Win	3/16/11 (3-2)	12/9/05 (4-3)	3/16/11 (3-2)
Last Tie	3/3/00 (2-2)	3/3/00 (2-2)	3/25/94 (2-2)
Last Overtime Game	12/17/07 (L, 4-3 so)	3/3/00 (T, 2-2)	12/17/07 (L, 4-3 so)
Overtime Record	3-4-5	1-1-2	2-3-3
Last 10 Games (W-L-T-OT)	3-6-0-1	3-6-1-0	1-6-1-2
Longest Unbeaten Streak	9 (3/30/76-12/23/77)	6 (2/15/76-12/23/77)	5 (11/1/88-1/22/91)
Longest Winning Streak	6 (11/29/89-1/22/91)	3 (two times)	4 (11/27/88-1/22/91)
Longest Winless Streak	9 (3/25/94-3/3/00)	5 (1/13/96-3/3/00)	5 (two times)
Longest Losing Streak	7 (1/13/96-10/13/98)	4 (1/13/96-10/13/98)	4 (10/19/74-12/31/75)
Washington Shutouts (Last)	3 (12/9/84)	1 (12/9/84)	2 (3/26/81)
Detroit Shutouts (Last)	6 (1/11/98)	3 (12/4/96)	3 (1/11/98)
Last Washington Hat Trick	R. Zednik (10/31/00)	R. Zednik (10/31/00)	T. White (2/21/76)
Last Detroit Hat Trick	S. Fedorov (12/26/96)	M. Bergeron (12/12/75)	S. Fedorov (12/26/96)
Most Washington Goals	9 (2/25/90)	9 (2/25/90)	7 (two times)
Most Detroit Goals	8 (three times)	8 (2/15/76)	8 (two times)



# Detroit Red Wings

2010-11  
WASHINGTON CAPITALS VS. DETROIT RED WINGS  
CAPITALS LOST SEASON SERIES, 0-1-0 • DETROIT 1-0-0

DETROIT                      RED WINGS                      CAPITALS                      ATTEND                      GOALTENDERS                      W. GOAL  
MAR 16, 2011                      3                      2                      20,066                      JIMMY HOWARD / MICHAL NEUVIRTH                      HENRIK ZETTERBERG

CAPITALS	GP	G	A	P	+/-	PIM	PP	SH	GW	EN	S	%	RED WINGS	GP	G	A	P	+/-	PIM	PP	SH	GW	EN	S	%
JOHN CARLSON	1	1	0	1	0	0	0	0	0	0	5	20	BRIAN RAFALSKI	1	0	3	3	2	0	0	0	0	0	0	0.0
ALEX OVECHKIN	1	1	0	1	1	0	0	0	0	0	7	14.3	HENRIK ZETTERBERG	1	2	0	2	1	2	1	0	1	0	7	28.6
ALEXANDER SEMIN	1	0	1	1	1	0	0	0	0	0	2	0	VALTTERI FILPPULA	1	1	0	1	1	0	0	0	0	0	4	25.0
JASON CHIMERA	1	0	1	1	0	0	0	0	0	0	0	0	PAVEL DATSYUK	1	0	1	1	-1	2	0	0	0	0	3	0.0
SCOTT HANNAN	1	0	1	1	0	0	0	0	0	0	0	0	TODD BERTUZZI	1	0	1	1	0	0	0	0	0	0	1	0.0
D.J. KING	1	0	1	1	1	0	0	0	0	0	0	0	MIKE MODANO	1	0	1	1	1	0	0	0	0	0	1	0.0
BOYD GORDON	1	0	0	0	-1	2	0	0	0	0	1	0	NIKLAS KRONWALL	1	0	0	0	-1	0	0	0	0	0	2	0.0
DENNIS WIDEMAN	1	0	0	0	1	0	0	0	0	0	1	0	BRAD STUART	1	0	0	0	-1	0	0	0	0	0	0	0.0
BROOKS LAICH	1	0	0	0	1	0	0	0	0	0	2	0	DAN CLEARY	1	0	0	0	0	0	0	0	0	0	1	0.0
TYLER SLOAN	1	0	0	0	-1	0	0	0	0	0	0	0	TOMAS HOLMSTROM	1	0	0	0	-1	2	0	0	0	0	0	0.0
MATT HENDRICKS	1	0	0	0	-2	0	0	0	0	0	0	0	NICKLAS LIDSTROM	1	0	0	0	1	0	0	0	0	0	2	0.0
MATT BRADLEY	1	0	0	0	-1	0	0	0	0	0	0	0	DARREN HELM	1	0	0	0	0	0	0	0	0	0	1	0.0
MARCO STURM	1	0	0	0	0	0	0	0	0	0	4	0	KRIS DRAPER	1	0	0	0	0	0	0	0	0	0	2	0.0
MARCUS JOHANSSON	1	0	0	0	0	0	0	0	0	0	1	0	JUSTIN ABDELKADER	1	0	0	0	1	0	0	0	0	0	4	0.0
MIKE KNUBLE	1	0	0	0	0	2	0	0	0	0	5	0	JAKUB KINDL	1	0	0	0	0	0	0	0	0	0	2	0.0
JAY BEAGLE	1	0	0	0	0	0	0	0	0	0	0	0	JOHAN FRANZEN	1	0	0	0	-2	0	0	0	0	0	2	0.0
KARL ALZNER	1	0	0	0	0	0	0	0	0	0	0	0	JONATHAN ERICSSON	1	0	0	0	-1	2	0	0	0	0	3	0.0
JEFF SCHULTZ	1	0	0	0	0	0	0	0	0	0	0	0	JIRI HUDLER	1	0	0	0	0	0	0	0	0	0	0	0.0
GOALTENDER	GP	MIN	GA	GAA	SO	W	L	OT	SA	SV%	GOALTENDER	GP	MIN	GA	GAA	SO	W	L	OT	SA	SV%				
MICHAL NEUVIRTH	1	59	3	3.05	0	0	1	0	35	.914	JIMMY HOWARD	1	60	2	2.00	0	1	0	0	28	.929				
POWER PLAY	0 - 4 (0%)		PENALTY KILLING				1 - 2 (50%)				POWER PLAY	1 - 2 (50%)		PENALTY KILLING				4 - 4 (100%)							



# Edmonton Oilers

## CLUB INFORMATION

**Founded** .....1972-73 (WHA), 1979-80 (NHL)  
**Home Arena** .....Rexall Place (16,839)  
**Stanley Cups** ..... 5 (most recent, 1990)  
**President and Chief Operating Officer** .....Patrick Laforge  
**President of Hockey Operations** ..... Kevin Lowe  
**General Manager** ..... Steve Tambellini  
**Head Coach** .....Tom Renney  
**Associate Coach** .....Ralph Krueger  
**Assistant Coaches** ..... Kelly Buchberger, Steve Smith  
**Vice President of Communications** .....Allan Watt  
**2009-10 Record** ..... 27-47-8 (62 points)  
**2009-10 Finish** ..... 5th, Northwest Division  
**2009-10 Playoffs** ..... DNQ

Rexall Place  
 11230-110 Street  
 Edmonton, Alb. T5G 3H7  
 780.414.4000  
 Fax: 780.409.5890  
 www.edmontonoilers.com



## 2011-12 MEETING

Oct. 27 at Edmonton

## ALL-TIME SERIES HISTORY

	TOTALS								HOME								AWAY							
YEAR	GP	W	L	T	OT	PTS	GF	GA	GP	W	L	T	OT	PTS	GF	GA	GP	W	L	T	OT	PTS	GF	GA
79-80	4	1	3	0	-	2	13	22	2	0	2	0	-	0	5	10	2	1	1	0	-	2	8	12
80-81	4	2	1	1	-	5	17	14	2	2	0	0	-	4	12	6	2	0	1	1	-	1	5	8
81-82	3	0	2	1	-	1	10	15	2	0	1	1	-	1	7	10	1	0	1	0	-	0	3	5
82-83	3	0	2	1	-	1	9	14	1	0	1	0	-	0	3	5	2	0	1	1	-	1	6	9
83-84	3	1	2	0	-	2	16	20	2	1	1	0	-	2	13	9	1	0	1	0	-	0	3	11
84-85	3	0	1	2	-	2	11	14	1	0	1	0	-	0	5	8	2	0	0	2	-	2	6	6
85-86	3	3	0	0	-	6	15	8	2	2	0	0	-	4	10	6	1	1	0	0	-	2	5	2
86-87	3	2	1	0	-	4	13	11	1	1	0	0	-	2	5	2	2	1	1	0	-	2	8	9
87-88	3	2	1	0	-	4	8	5	2	2	0	0	-	4	6	2	1	0	1	0	-	0	2	3
88-89	3	2	1	0	-	4	16	9	1	1	0	0	-	2	5	3	2	1	1	0	-	2	11	6
89-90	3	1	2	0	-	2	11	13	2	0	2	0	-	0	7	10	1	1	0	0	-	2	4	3
90-91	3	3	0	0	-	6	12	6	1	1	0	0	-	2	6	3	2	2	0	0	-	4	6	3
91-92	2	2	0	0	-	4	12	7	1	1	0	0	-	2	6	2	1	1	0	0	-	2	6	5
92-93	2	1	1	0	-	2	6	7	1	1	0	0	-	2	4	3	1	0	1	0	-	0	2	4
93-94	2	1	0	1	-	3	5	4	1	0	0	1	-	1	2	2	1	1	0	0	-	2	3	2
94-95	Teams did not meet in 1994-95																							
95-96	2	2	0	0	-	4	8	4	1	1	0	0	-	2	6	3	1	1	0	0	-	2	2	1
96-97	2	0	2	0	-	0	2	7	1	0	1	0	-	0	1	3	1	0	1	0	-	0	1	4
97-98	2	1	1	0	-	2	4	5	1	1	0	0	-	2	2	1	1	0	1	0	-	0	2	4
98-99	2	1	1	0	-	2	6	11	1	1	0	0	-	2	4	3	1	0	1	0	-	0	2	8
99-00	1	0	1	0	0	0	2	6	0	0	0	0	0	0	0	0	1	0	1	0	0	0	2	6
00-01	1	1	0	0	0	2	4	0	1	1	0	0	0	2	4	0	0	0	0	0	0	0	0	0
01-02	2	1	1	0	0	2	5	6	1	1	0	0	0	2	4	2	1	0	1	0	0	0	1	4
02-03	1	0	1	0	0	0	3	5	0	0	0	0	0	0	0	0	1	0	1	0	0	0	3	5
03-04	1	1	0	0	0	2	1	0	1	1	0	0	0	2	1	0	0	0	0	0	0	0	0	0
05-06	Teams did not meet in 2005-06																							
06-07	1	0	1	-	0	0	0	4	0	0	0	-	0	0	0	0	1	0	1	-	0	0	0	4
07-08	1	1	0	-	0	2	5	4	1	1	0	-	0	2	5	4	0	0	0	-	0	0	0	0
08-09	1	0	1	-	0	0	2	5	1	0	1	-	0	0	2	5	0	0	0	-	0	0	0	0
09-10	1	1	0	-	0	2	4	2	0	0	0	-	0	0	0	0	1	1	0	-	0	2	4	2
10-11	1	1	0	-	0	2	5	0	1	1	0	-	0	2	5	0	0	0	0	-	0	0	0	0
Totals	63	31	26	6	0	68	225	228	32	20	10	2	0	42	130	102	31	11	16	4	0	26	95	126

## SERIES INFORMATION

	Overall	at Washington	at Edmonton
All-Time Series (W-L-T-OT)	WSH leads, 31-26-6-0	WSH leads, 20-10-2-0	WSH trails, 11-16-4-0
Current Streak	2 WSH wins (12/19/09-3/9/11)	1 WSH win (3/9/11)	1 WSH win (12/19/09)
Last Washington Win	3/9/11 (5-0)	3/9/11 (5-0)	12/19/09 (4-2)
Last Edmonton Win	1/13/09 (5-2)	1/13/09 (5-2)	10/28/06 (4-0)
Last Tie	2/15/94 (2-2)	2/15/94 (2-2)	10/24/84 (3-3)
Last Overtime Game	1/17/08 (W, 5-4 so)	1/17/08 (W, 5-4 so)	10/24/93 (W, 3-2)
Overtime Record	3-2-3	2-1-1	1-1-2
Last 10 Games (W-L-T-OT)	6-4-0-0	8-2-0-0	3-7-0-0
Longest Unbeaten Streak	6 (2/14/90-3/22/92)	6 (two times)	5 (2/17/89-10/23/91)
Longest Winning Streak	6 (2/14/90-3/22/92)	6 (two times)	5 (2/17/89-10/23/91)
Longest Winless Streak	8 (1/13/82-11/9/83)	4 (1/13/82-11/9/83)	9 (2/15/80-2/23/85)
Longest Losing Streak	4 (2/23/83-11/9/83)	3 (2/28/82-11/9/83)	7 (2/9/97-10/28/06)
Washington Shutouts (Last)	5 (3/9/11)	4 (3/9/11)	1 (10/28/90)
Edmonton Shutouts (Last)	1 (10/28/06)	none	1 (10/28/06)
Last Washington Hat Trick	P. Bondra (3/10/02)	P. Bondra (3/10/02)	none
Last Edmonton Hat Trick	E. Cole (1/13/09)	E. Cole (1/13/09)	F. Pisani (3/22/03)
Most Washington Goals	9 (2/5/84)	9 (2/5/84)	8 (2/17/89)
Most Edmonton Goals	11 (11/2/83)	8 (11/9/84)	11 (11/2/83)



# Edmonton Oilers

**2010-11**  
**WASHINGTON CAPITALS VS. EDMONTON OILERS**  
 CAPITALS WON SEASON SERIES, 1-0-0 • EDMONTON 0-1-0

EDMONTON	OILERS	CAPITALS	ATTEND	GOALTENDERS	W. GOAL
MAR 9, 2011	0	5	18,398	BRADEN HOLTBY / NIKOLAI KHABIBULIN	ALEX OVECHKIN

CAPITALS	GP	G	A	P	+/-	PIM	PP	SH	GW	EN	S	%	OILERS	GP	G	A	P	+/-	PIM	PP	SH	GW	EN	S	%
ALEX OVECHKIN	1	2	1	3	1	0	1	0	1	0	5	40.0	COLIN FRASER	1	0	0	0	0	0	0	0	0	0	1	0.0
ERIC FEHR	1	2	0	2	1	0	1	0	0	0	2	100.0	J-FRANCOIS JACQUES	1	0	0	0	0	0	0	0	0	0	2	0.0
ALEXANDER SEMIN	1	1	1	2	1	2	0	0	0	0	5	20.0	TOM GILBERT	1	0	0	0	-1	2	0	0	0	0	1	0.0
JASON CHIMERA	1	0	1	1	1	0	0	0	0	0	0	0.0	KURTIS FOSTER	1	0	0	0	-2	0	0	0	0	0	3	0.0
MARCO STURM	1	0	1	1	1	0	0	0	0	0	3	0.0	JAMES VANDERMEER	1	0	0	0	-1	0	0	0	0	0	0	0.0
JASON ARNOTT	1	0	1	1	1	2	0	0	0	0	2	0.0	ALEXANDRE GIROUX	1	0	0	0	-1	0	0	0	0	0	0	0.0
MARCUS JOHANSSON	1	0	1	1	1	0	0	0	0	0	1	0.0	SHAWN HORCOFF	1	0	0	0	-1	0	0	0	0	0	1	0.0
JOHN CARLSON	1	0	1	1	1	0	0	0	0	0	1	0.0	MAGNUS PAAJARVI	1	0	0	0	-1	2	0	0	0	0	1	0.0
DENNIS WIDEMAN	1	0	1	1	1	0	0	0	0	0	3	0.0	JASON STRUDWICK	1	0	0	0	0	0	0	0	0	0	0	0.0
BROOKS LAICH	1	0	1	1	1	0	0	0	0	0	1	0.0	JORDAN EBERLE	1	0	0	0	-1	0	0	0	0	0	1	0.0
MATT HENDRICKS	1	0	0	0	0	2	0	0	0	0	2	0.0	LINUS OMARK	1	0	0	0	-2	0	0	0	0	0	1	0.0
JOHN ERSKINE	1	0	0	0	1	0	0	0	0	0	1	0.0	ALEX PLANTE	1	0	0	0	-1	2	0	0	0	0	1	0.0
SCOTT HANNAN	1	0	0	0	0	2	0	0	0	0	1	0.0	SAM GAGNER	1	0	0	0	-2	0	0	0	0	0	2	0.0
MATT BRADLEY	1	0	0	0	0	0	0	0	0	0	3	0.0	ANDREW COGLIANO	1	0	0	0	0	0	0	0	0	0	3	0.0
MIKE KNUBLE	1	0	0	0	1	0	0	0	0	0	3	0.0	LIAM REDDOX	1	0	0	0	0	0	0	0	0	0	2	0.0
KARL ALZNER	1	0	0	0	1	0	0	0	0	0	0	0.0	RYAN JONES	1	0	0	0	-1	2	0	0	0	0	2	0.0
JEFF SCHULTZ	1	0	0	0	2	0	0	0	0	0	2	0.0	LADISLAV SMID	1	0	0	0	-1	0	0	0	0	0	1	0.0
BOYD GORDON	1	0	0	0	0	0	0	0	0	0	1	0.0	STEVE MACINTYRE	1	0	0	0	0	0	0	0	0	0	0	0.0

GOALTENDER	GP	MIN	GA	GAA	SO	W	L	OT	SA	SV%	GOALTENDER	GP	MIN	GA	GAA	SO	W	L	OT	SA	SV%
BRADEN HOLTBY	1	59	0	.00	1	1	0	0	22	.000	NIKOLAI KHABIBULIN	1	60	5	5.00	0	0	1	0	36	.861

POWER PLAY	2 - 5 (40%)	PENALTY KILLING	4 - 4 (100%)	POWER PLAY	0 - 4 (0%)	PENALTY KILLING	3 - 5 (60%)
------------	-------------	-----------------	--------------	------------	------------	-----------------	-------------





# Florida Panthers

## CLUB INFORMATION

**Founded** .....1993-94  
**Home Arena** .....BankAtlantic Center (17,040)  
**Stanley Cups** .....none  
**President and Chief Operating Officer** .....Michael R. Yormark  
**Executive V.P. and General Manager, Hockey Operations** .....Dale Tallon  
**Head Coach** .....Kevin Dineen  
**Assistant Coaches** .....Gord Murphy, Craig Ramsay  
**Vice President, Communications and Public Affairs** .....Matt Sacco  
 2010-11 Record .....30-40-12 (72 points)  
 2010-11 Finish .....5th, Southeast Division  
 2010-11 Playoffs .....DNQ

BankAtlantic Center  
 1 Panther Way  
 Sunrise, FL 33323  
 954.835.7000  
 Fax: 954.835.7700  
 www.floridapanthers.com



## 2011-12 MEETINGS

Oct. 18 at Washington  
 Dec. 5 at Florida  
 Feb. 1 at Florida  
 Feb. 7 at Washington  
 Feb. 17 at Florida  
 April 5 at Washington

## ALL-TIME SERIES HISTORY

YEAR	TOTALS								HOME								AWAY							
	GP	W	L	T	OT	PTS	GF	GA	GP	W	L	T	OT	PTS	GF	GA	GP	W	L	T	OT	PTS	GF	GA
93-94	5	2	2	1	-	5	13	15	2	1	0	1	-	3	7	5	3	1	2	0	-	2	6	10
94-95	4	2	1	1	-	5	9	9	2	2	0	0	-	4	6	2	2	0	1	1	-	1	3	7
95-96	5	1	3	1	-	3	16	18	3	0	3	0	-	0	9	12	2	1	0	1	-	3	7	6
96-97	5	2	1	2	-	6	13	11	2	0	0	2	-	2	4	4	3	2	1	0	-	4	9	7
97-98	6	3	3	0	-	6	20	19	3	2	1	0	-	4	9	9	3	1	2	0	-	2	11	10
98-99	5	3	1	1	-	7	15	7	3	1	1	1	-	3	8	7	2	2	0	0	-	4	7	0
99-00	5	3	2	0	0	6	14	11	2	2	0	0	0	4	7	4	3	1	2	0	0	2	7	7
00-01	5	4	1	0	0	8	14	10	3	3	0	0	0	6	10	4	2	1	1	0	0	2	4	6
01-02	5	3	2	0	0	6	12	13	2	1	1	0	0	2	5	5	3	2	1	0	0	4	7	8
02-03	5	4	0	1	0	9	20	5	3	3	0	0	0	6	17	3	2	1	0	1	0	3	3	2
03-04	6	1	2	2	1	5	11	13	3	0	1	1	1	2	4	6	3	1	1	1	0	3	7	7
05-06	8	1	5	-	2	4	16	26	4	0	2	-	2	2	8	16	4	1	3	-	0	2	8	10
06-07	8	3	3	-	2	8	24	28	4	2	1	-	1	5	12	11	4	1	2	-	1	3	12	17
07-08	8	4	3	-	1	9	20	17	4	2	1	-	1	5	12	10	4	2	2	-	0	4	8	7
08-09	6	3	3	-	0	6	19	21	3	1	2	-	0	2	8	12	3	2	1	-	0	4	11	9
09-10	6	6	0	-	0	12	33	15	3	3	0	-	0	6	17	7	3	3	0	-	0	6	16	8
10-11	6	3	2	-	1	7	14	14	3	2	1	-	0	4	8	7	3	1	1	-	1	3	6	7
<b>Totals</b>	<b>98</b>	<b>48</b>	<b>34</b>	<b>9</b>	<b>7</b>	<b>112</b>	<b>283</b>	<b>252</b>	<b>49</b>	<b>25</b>	<b>14</b>	<b>5</b>	<b>5</b>	<b>60</b>	<b>151</b>	<b>124</b>	<b>49</b>	<b>23</b>	<b>20</b>	<b>4</b>	<b>2</b>	<b>52</b>	<b>132</b>	<b>128</b>

## SERIES INFORMATION

	Overall	at Washington	at Florida
All-Time Series (W-L-T-OT)	WSH leads, 48-34-9-7	WSH leads, 25-14-5-5	WSH leads, 23-20-4-2
Current Streak	1 FLA win (4/9/11)	2 WSH wins (1/8/11-4/6/11)	1 FLA win (4/9/11)
Last Washington Win	4/6/11 (5-2)	4/6/11 (5-2)	3/6/11 (3-2 ot)
Last Florida Win	4/9/11 (1-0)	12/9/10 (3-0)	4/9/11 (1-0)
Last Tie	2/21/04 (2-2)	2/21/04 (2-2)	12/17/03 (2-2)
Last Overtime Game	3/6/11 (W, 3-2 ot)	11/28/07 (L, 2-1 so)	3/6/11 (W, 3-2 ot)
Overtime Record	7-7-9	3-5-5	4-2-4
Last 10 Games (W-L-OT)	8-2-1	7-3-0	7-2-1
Longest Unbeaten Streak	7 (1/2/02-4/1/03)	6 (4/1/99-4/5/01)	4 (1/12/02-12/17/03)
Longest Winning Streak	6 (two times)	6 (4/1/99-4/5/01)	3 (two times)
Longest Winless Streak	8 (3/2/04-3/22/06)	7 (11/22/03-3/18/06)	4 (1/13/07-11/15/07)
Longest Losing Streak	8 (3/2/04-3/22/06)	5 (3/2/04-3/18/06)	4 (1/13/07-11/15/07)
Washington Shutouts (Last)	9 (3/17/09)	4 (4/3/07)	5 (3/17/09)
Florida Shutouts (Last)	5 (4/9/11)	4 (12/9/10)	1 (4/9/11)
Last Washington Hat Trick	A. Ovechkin (2/15/09)	C. Clark (3/18/06)	A. Ovechkin (2/15/09)
Last Florida Hat Trick	O. Jokinen (2/27/07)	O. Jokinen (2/27/07)	S. Weiss (1/13/07)
Most Washington Goals	12 (1/11/03)	12 (1/11/03)	7 (3/16/10)
Most Florida Goals	7 (two times)	6 (3/1/09)	7 (two times)



# Florida Panthers

## 2010-11 WASHINGTON CAPITALS VS. FLORIDA PANTHERS CAPITALS TIED SEASON SERIES, 3-2-1 • FLORIDA 3-2-1

FLORIDA	PANTHERS	CAPITALS	ATTEND	GOALTENDERS	W. GOAL
NOV 6, 2009	1	4	15,877	JOSE THEODORE / TOMAS VOKOUN	BRENDAN MORRISON
JAN 13, 2010	4	5 (SO)	14,776	JOSE THEODORE / TOMAS VOKOUN	TOMAS FLEISCHMANN
MAR 16, 2010	3	7	15,123	JOSE THEODORE / VOKOUN, CLEMMENSEN	ERIC FEHR

WASHINGTON	PANTHERS	CAPITALS	ATTEND	GOALTENDERS	W. GOAL
NOV 7, 2009	4	7	18,277	JOSE THEODORE / SCOTT CLEMMENSEN	TOMAS FLEISCHMANN
DEC 3, 2009	2	6	18,277	SEMYON VARLAMOV / CLEMMENSEN, SALAK	MATT BRADLEY
JAN 29, 2010	1	4	18,277	MICHAL NEUVIRTH / TOMAS VOKOUN	MIKE KNUBLE

CAPITALS	GP	G	A	P	+/-	PIM	PP	SH	GW	EN	S	%	PANTHERS	GP	G	A	P	+/-	PIM	PP	SH	GW	EN	S	%
ALEX OVECHKIN	6	2	5	7	2	0	0	0	1	1	32	6.2	STEPHEN WEISS	5	0	7	7	-1	2	0	0	0	0	18	0.0
NICKLAS BACKSTROM	6	1	4	5	3	6	0	0	0	0	17	5.9	MICHAEL SANTORELLI	6	4	1	5	0	6	2	0	0	0	19	21.1
MIKE KNUBLE	6	2	2	4	4	6	1	0	0	0	14	14.3	DAVID BOOTH	6	3	2	5	-2	8	3	0	0	0	23	13.0
MARCUS JOHANSSON	6	2	1	3	1	0	0	0	0	0	10	20.0	DENNIS WIDEMAN	3	1	2	3	0	0	1	0	1	0	9	11.1
MATT HENDRICKS	6	1	2	3	0	14	0	0	0	0	6	16.7	DMITRY KULIKOV	6	0	3	3	2	0	0	0	0	0	6	0.0
MIKE GREEN	3	1	2	3	2	4	1	0	0	0	13	7.7	BILL THOMAS	3	2	0	2	2	2	0	0	1	0	4	50.0
BROOKS LAICH	6	0	3	3	0	4	0	0	0	0	10	0.0	MARTY REASONER	6	1	1	2	-1	2	0	0	0	0	7	14.3
ERIC FEHR	5	1	1	2	1	0	0	0	0	0	11	9.1	SERGEI SAMSONOV	3	0	2	2	-1	0	0	0	0	0	6	0.0
BOYD GORDON	4	1	1	2	1	4	0	0	0	0	3	33.3	CORY STILLMAN	2	0	2	2	0	2	0	0	0	0	4	0.0
SEAN COLLINS	2	1	0	1	1	0	0	0	1	0	3	33.3	STEVE BERNIER	5	1	0	1	-1	2	0	0	0	0	6	16.7
ALEXANDER SEMIN	4	1	0	1	1	0	0	0	1	0	6	16.7	EVGENI DADONOV	5	1	0	1	-2	4	0	0	0	0	10	10.0
JASON CHIMERA	6	1	0	1	-3	2	1	0	0	0	10	10.0	MICHAEL FROLIK	3	1	0	1	-1	4	0	0	1	0	7	14.3
BRIAN WILLISIE	1	0	1	1	0	0	0	0	0	0	0	0.0	MICHAL REPIK	3	0	1	1	0	2	0	0	0	0	6	0.0
JEFF SCHULTZ	4	0	1	1	0	0	0	0	0	0	0	0.0	CLAY WILSON	3	0	1	1	0	0	0	0	0	0	6	0.0
JOHN CARLSON	6	0	1	1	2	6	0	0	0	0	10	0.0	RADEK DVORAK	2	0	1	1	1	2	0	0	0	0	4	0.0
KARL ALZNER	6	0	1	1	1	2	0	0	0	0	3	0.0	STEVEN REINPRECHT	1	0	1	1	1	0	0	0	0	0	3	0.0
MATHIEU PERREAULT	3	0	1	1	0	4	0	0	0	0	4	0.0	BRYAN MCCABE	3	0	1	1	1	2	0	0	0	0	7	0.0
DENNIS WIDEMAN	1	0	0	0	1	2	0	0	0	0	2	0.0	JASON GARRISON	6	0	1	1	-3	0	0	0	0	0	5	0.0
TYLER SLOAN	2	0	0	0	0	4	0	0	0	0	0	0.0	PATRICK RISSMILLER	1	0	1	1	1	0	0	0	0	0	2	0.0
MATT BRADLEY	3	0	0	0	0	0	0	0	0	0	3	0.0	TIM KENNEDY	2	0	1	1	1	0	0	0	0	0	1	0.0
DAVID STECKEL	3	0	0	0	0	0	0	0	0	0	2	0.0	KENNDAL MCARDLE	2	0	0	0	0	10	0	0	0	0	0	0.0
MARCO STURM	2	0	0	0	-1	0	0	0	0	0	1	0.0	NICKLAS BERGFORS	3	0	0	0	0	0	0	0	0	0	10	0.0
JASON ARNOTT	1	0	0	0	0	0	0	0	0	0	0	0.0	JOE CALLAHAN	3	0	0	0	0	0	0	0	0	0	2	0.0
JOHN ERSKINE	5	0	0	0	-2	4	0	0	0	0	4	0.0	ROSTISLAV OLESZ	2	0	0	0	1	0	0	0	0	0	1	0.0
JAY BEAGLE	4	0	0	0	0	2	0	0	0	0	5	0.0	DARCY HORDICHUK	4	0	0	0	-1	0	0	0	0	0	1	0.0
SCOTT HANNAN	5	0	0	0	1	2	0	0	0	0	4	0.0	BRYAN ALLEN	2	0	0	0	0	2	0	0	0	0	1	0.0
TOM POTI	2	0	0	0	-1	2	0	0	0	0	1	0.0	MIKE WEAVER	6	0	0	0	-5	6	0	0	0	0	4	0.0
													KEATON ELLERBY	4	0	0	0	-1	0	0	0	0	0	4	0.0
													RYAN CARTER	1	0	0	0	0	2	0	0	0	0	1	0.0
													SHAWN MATTHIAS	4	0	0	0	-2	0	0	0	0	0	5	0.0
													JACK SKILLE	2	0	0	0	-2	0	0	0	0	0	7	0.0
													SCOTT TIMMINS	1	0	0	0	0	0	0	0	0	0	1	0.0
GOALTENDER	GP	MIN	GA	GAA	SO	W	L	OT	SA	SV%		GOALTENDER	GP	MIN	GA	GAA	SO	W	L	OT	SA	SV%			
SEMYON VARLAMOV	3	179	7	2.33	0	2	1	0	92	.924		TOMAS VOKOUN	3	182	3	.99	2	3	0	0	97	.969			
MICHAL NEUVIRTH	3	182	7	2.30	0	1	1	1	98	.929		SCOTT CLEMMENSEN	3	177	10	3.39	0	0	2	1	76	.868			

POWER PLAY	3 - 22 (13.6%)	PENALTY KILLING	22 - 28 (78.6%)	POWER PLAY	6 - 28 (21.4%)	PENALTY KILLING	19 - 22 (86.4%)
------------	----------------	-----------------	-----------------	------------	----------------	-----------------	-----------------



# Los Angeles Kings

## CLUB INFORMATION

**Founded** .....1967-68  
**Home Arena** .....Staples Center (18,118)  
**Stanley Cups** ..... none  
**President & General Manager**..... Dean Lombardi  
**Head Coach**..... Terry Murray  
**Assistant Coaches** .....Jamie Kompon, John Stevens  
**Senior Director of Communications**..... Jeff Moeller  
**2010-11 Record** ..... 46-30-6 (98 points)  
**2010-11 Finish** ..... 4th, Pacific Division  
**2010-11 Playoffs** ..... W. Conf. quarterfinals (def. by SJ, 4-2)

Staples Center  
 1111 South Figueroa Street  
 Los Angeles, CA 90015  
 213.742.7100  
 Fax: 310.535.4525  
 www.lakings.com



## 2011-12 MEETING

Jan. 9 at Los Angeles

## ALL-TIME SERIES HISTORY

	TOTALS								HOME								AWAY							
YEAR	GP	W	L	T	OT	PTS	GF	GA	GP	W	L	T	OT	PTS	GF	GA	GP	W	L	T	OT	PTS	GF	GA
74-75	6	0	5	1	-	1	10	28	3	0	2	1	-	1	4	13	3	0	3	0	-	0	6	15
75-76	6	1	4	1	-	3	13	19	3	1	1	1	-	3	10	7	3	0	3	0	-	0	3	12
76-77	6	0	5	1	-	1	12	32	3	0	2	1	-	1	9	12	3	0	3	0	-	0	3	20
77-78	6	2	4	0	-	4	13	22	3	1	2	0	-	2	6	9	3	1	2	0	-	2	7	13
78-79	8	4	3	1	-	9	33	34	4	3	1	0	-	6	23	14	4	1	2	1	-	3	10	20
79-80	4	3	1	0	-	6	21	16	2	2	0	0	-	4	13	9	2	1	1	0	-	2	8	7
80-81	4	1	2	1	-	3	12	13	2	1	1	0	-	2	6	5	2	0	1	1	-	1	6	8
81-82	3	1	1	1	-	3	11	9	1	0	0	1	-	1	3	3	2	1	1	0	-	2	8	6
82-83	3	1	1	1	-	3	17	14	2	1	1	0	-	2	14	11	1	0	0	1	-	1	3	3
83-84	3	3	0	0	-	6	13	4	1	1	0	0	-	2	5	0	2	2	0	0	-	4	8	4
84-85	3	2	1	0	-	4	13	9	2	2	0	0	-	4	11	4	1	0	1	0	-	0	2	5
85-86	3	2	1	0	-	4	11	10	1	0	1	0	-	0	2	5	2	2	0	0	-	4	9	5
86-87	3	0	3	0	-	0	13	18	2	0	2	0	-	0	9	11	1	0	1	0	-	0	4	7
87-88	3	2	1	0	-	4	21	10	1	1	0	0	-	2	10	3	2	1	1	0	-	2	11	7
88-89	3	1	1	1	-	3	17	13	2	0	1	1	-	1	10	11	1	1	0	0	-	2	7	2
89-90	3	0	3	0	-	0	9	15	1	0	1	0	-	0	4	7	2	0	2	0	-	0	5	8
90-91	3	1	1	1	-	3	9	11	2	1	0	1	-	3	7	6	1	0	1	0	-	0	2	5
91-92	3	1	1	1	-	3	12	12	1	1	0	0	-	2	7	4	2	0	1	1	-	1	5	8
92-93	2	2	0	0	-	4	17	6	1	1	0	0	-	2	7	3	1	1	0	0	-	2	10	3
93-94	2	2	0	0	-	4	12	4	1	1	0	0	-	2	6	3	1	1	0	0	-	2	6	1
94-95	Teams did not meet in 1994-95																							
95-96	2	0	2	0	-	0	6	10	1	0	1	0	-	0	4	7	1	0	1	0	-	0	2	3
96-97	2	0	1	1	-	1	7	8	1	0	1	0	-	0	3	4	1	0	0	1	-	1	4	4
97-98	2	1	0	1	-	3	5	4	1	1	0	0	-	2	3	2	1	0	0	1	-	1	2	2
98-99	2	0	2	0	-	0	4	8	1	0	1	0	-	0	3	6	1	0	1	0	-	0	1	2
99-00	2	0	1	1	0	1	4	7	1	0	0	1	0	1	2	2	1	0	1	0	0	0	2	5
00-01	2	1	1	0	0	2	5	7	1	0	1	0	0	0	1	4	1	1	0	0	0	2	4	3
01-02	1	1	0	0	0	2	3	2	0	0	0	0	0	0	0	0	1	1	0	0	0	2	3	2
02-03	1	0	1	0	0	0	1	3	1	0	1	0	0	0	1	3	0	0	0	0	0	0	0	0
03-04	2	0	2	0	0	0	5	10	1	0	1	0	0	0	2	3	1	0	1	0	0	0	3	7
05-06	1	1	0	-	0	2	3	2	0	0	0	-	0	0	0	0	1	1	0	-	0	2	3	2
06-07	1	1	0	-	0	2	4	3	1	1	0	-	0	2	4	3	0	0	0	-	0	0	0	0
07-08	Teams did not meet in 2007-08																							
08-09	2	0	2	-	0	0	6	10	1	0	1	-	0	0	4	5	1	0	1	-	0	0	2	5
09-10	1	0	1	-	0	0	1	2	0	0	0	-	0	0	0	0	1	0	1	-	0	0	1	2
10-11	1	0	1	-	0	0	1	4	1	0	1	-	0	0	1	4	0	0	0	-	0	0	0	0
Totals	99	34	52	13	0	81	344	379	49	19	23	7	0	45	194	183	50	15	29	6	0	36	150	196

## SERIES INFORMATION

All-Time Series (W-L-T-OT)

Current Streak

Last Washington Win

Last Los Angeles Win

Last Tie

Last Overtime Game

Overtime Record

Last 10 Games (W-L-T-OT)

Longest Unbeaten Streak

Longest Winning Streak

Longest Winless Streak

Longest Losing Streak

Washington Shutouts (Last)

Los Angeles Shutouts (Last)

Last Washington Hat Trick

Last Los Angeles Hat Trick

Most Washington Goals

Most Los Angeles Goals

### Overall

WSH trails, 34-52-13-0

4 LA wins (11/20/08-2/12/11)

2/8/07 (4-3, ot)

2/12/11 (4-1)

10/9/99 (2-2)

2/8/07 (W, 4-3)

2-1-6

3-7-0-0

6 (2/19/83-2/8/85)

5 (12/18/83-2/8/85)

10 (1/27/76-11/29/77)

8 (12/19/74-11/5/75)

3 (12/18/83)

3 (3/10/77)

R. Burrige (10/22/93)

J. Kurri (10/12/96)

10 (two times)

10 (12/4/78)

### at Washington

WSH trails, 19-23-7-0

2 LA wins (2/5/09-2/12/11)

2/8/07 (4-3, ot)

2/12/11 (4-1)

10/9/99 (2-2)

2/8/07 (W, 4-3)

1-1-3

2-7-1-0

5 (two times)

5 (1/3/79-2/26/80)

5 (two times)

3 (three times)

3 (12/18/83)

none

R. Burrige (10/22/93)

J. Kurri (10/12/96)

10 (12/6/87)

9 (1/11/83)

### at Los Angeles

WSH trails, 15-29-6-0

2 LA wins (11/20/08-1/2/10)

12/14/05 (3-2)

1/2/10 (2-1)

12/13/97 (2-2)

10/16/01 (W, 3-2)

1-0-3

3-5-2-0

4 (2/17/82-2/16/84)

2 (three times)

10 (12/19/74-11/29/77)

10 (12/19/74-11/29/77)

none

3 (3/10/77)

B. Kelly (2/7/81)

B. Goring (2/1/78)

10 (2/13/93)

10 (12/4/78)



# Los Angeles Kings

## 2010-11 WASHINGTON CAPITALS VS. LOS ANGELES KINGS CAPITALS LOST SEASON SERIES, 0-1-0 • LOS ANGELES 1-0-0

<b>WASHINGTON</b>	<b>KINGS</b>	<b>CAPITALS</b>	<b>ATTEND</b>	<b>GOALTENDERS</b>	<b>W. GOAL</b>
FEB 12, 2011	4	1	18,398	JONATHAN BERNIER / SEMYON VARLAMOV	ANDREI LOKTIONOV

CAPITALS													KINGS												
GP	G	A	P	+/-	PIM	PP	SH	GW	EN	S	%		GP	G	A	P	+/-	PIM	PP	SH	GW	EN	S	%	
ALEX OVECHKIN	1	1	0	1	0	0	0	0	0	2	50.0		ANZE KOPITAR	1	1	1	2	2	0	0	0	0	4	25.0	
MIKE GREEN	1	0	0	0	-3	2	0	0	0	1	0.0		MICHAL HANDZUS	1	1	1	2	2	0	0	0	0	2	50.0	
JEFF SCHULTZ	1	0	0	0	-3	0	0	0	0	0	0.0		WAYNE SIMMONDS	1	0	2	2	2	0	0	0	0	3	0.0	
D.J. KING	1	0	0	0	0	5	0	0	0	1	0.0		JARRET STOLL	1	1	0	1	0	0	0	0	0	2	50.0	
ALEXANDER SEMIN	1	0	0	0	-1	0	0	0	0	1	0.0		ANDREI LOKTIONOV	1	1	0	1	1	0	0	0	1	0	5	20.0
BROOKS LAICH	1	0	0	0	-2	0	0	0	0	2	0.0		MATT GREENE	1	0	1	1	2	4	0	0	0	0	0	0.0
DAVID STECKEL	1	0	0	0	0	0	0	0	0	1	0.0		JUSTIN WILLIAMS	1	0	1	1	0	2	0	0	0	0	3	0.0
MATT HENDRICKS	1	0	0	0	-1	0	0	0	0	4	0.0		KYLE CLIFFORD	1	0	1	1	1	2	0	0	0	0	3	0.0
JOHN ERSKINE	1	0	0	0	0	0	0	0	0	0	0.0		RYAN SMYTH	1	0	1	1	0	0	0	0	0	0	1	0.0
JASON CHIMERA	1	0	0	0	-2	0	0	0	0	1	0.0		KEVIN WESTGARTH	1	0	0	0	0	5	0	0	0	0	1	0.0
SCOTT HANNAN	1	0	0	0	0	0	0	0	0	1	0.0		TREVOR LEWIS	1	0	0	0	0	0	0	0	0	0	2	0.0
MATT BRADLEY	1	0	0	0	0	0	0	0	0	0	0.0		JACK JOHNSON	1	0	0	0	0	0	0	0	0	0	1	0.0
MARCUS JOHANSSON	1	0	0	0	-1	0	0	0	0	0	0.0		DUSTIN BROWN	1	0	0	0	1	0	0	0	0	0	0	0.0
MIKE KNUBLE	1	0	0	0	0	0	0	0	0	4	0.0		ROB SCUDERI	1	0	0	0	0	0	0	0	0	0	0	0.0
JOHN CARLSON	1	0	0	0	0	0	0	0	0	2	0.0		ALEXEI PONIKAROVSKY	1	0	0	0	0	0	0	0	0	0	0	0.0
KARL ALZNER	1	0	0	0	0	0	0	0	0	1	0.0		WILLIE MITCHELL	1	0	0	0	1	0	0	0	0	0	0	0.0
MATHIEU PERREAULT	1	0	0	0	-2	0	0	0	0	1	0.0		DREW DOUGHTY	1	0	0	0	1	0	0	0	0	0	1	0.0
NICKLAS BACKSTROM	1	0	0	0	0	0	0	0	0	1	0.0		ALEC MARTINEZ	1	0	0	0	2	0	0	0	0	0	0	0.0
GOALTENDER													GOALTENDER												
GP	MIN	GA	GAA	SO	W	L	OT	SA	SV%					GP	MIN	GA	GAA	SO	W	L	OT	SA	SV%		
SEMYON VARLAMOV	1	60	4	4.00	0	0	1	0	28	.857					JONATHAN BERNIER	1	60	1	1.00	0	1	0	0	23	.957
POWER PLAY													POWER PLAY												
0 - 4 (0%)				PENALTY KILLING				1 - 1 (100%)					0 - 1 (0%)				PENALTY KILLING				4 - 4 (100%)				





# Minnesota Wild

## CLUB INFORMATION

**Founded** .....2000-01  
**Home Arena** ..... Xcel Energy Center (18,064)  
**Stanley Cups** ..... none  
**General Manager** ..... Chuck Fletcher  
**Head Coach** ..... Mike Yeo  
**Assistant Coaches** ..... Rick Wilson, Darryl Sydor, Darby Hendrickson  
**Communications Manager** ..... Aaron Sickman  
 2010-11 Record ..... 39-35-8 (86 points)  
 2010-11 Finish ..... 3rd, Northwest Division  
 2010-11 Playoffs ..... DNQ

Xcel Energy Center  
 317 Washington Street  
 St. Paul, MN 55102  
 651.602.6000  
 Fax: 651.222.1055  
 www.wild.com



## 2011-12 MEETING

March 25 at Washington

## ALL-TIME SERIES HISTORY

YEAR	TOTALS								HOME								AWAY							
	GP	W	L	T	OT	PTS	GF	GA	GP	W	L	T	OT	PTS	GF	GA	GP	W	L	T	OT	PTS	GF	GA
00-01	2	1	1	0	0	2	2	4	1	1	0	0	0	2	2	1	1	0	1	0	0	0	0	3
01-02	1	1	0	0	0	2	2	1	1	1	0	0	0	2	2	1	0	0	0	0	0	0	0	0
02-03	2	0	2	0	0	0	3	5	1	0	1	0	0	0	3	4	1	0	1	0	0	0	0	1
03-04	1	0	1	0	0	0	1	2	0	0	0	0	0	0	0	0	1	0	1	0	0	0	1	2
05-06	Teams did not meet in 2005-06																							
06-07	1	0	0	-	1	1	2	3	0	0	0	-	0	0	0	0	1	0	0	-	1	1	2	3
07-08	1	1	0	-	0	2	4	1	1	1	0	-	0	2	4	1	0	0	0	-	0	0	0	0
08-09	1	0	1	-	0	0	3	4	0	0	0	-	0	0	0	0	1	0	1	-	0	0	3	4
09-10	1	1	0	-	0	2	3	1	1	1	0	-	0	2	3	1	0	0	0	-	0	0	0	0
10-11	1	0	1	-	0	0	1	2	0	0	0	-	0	0	0	0	1	0	1	-	0	0	1	2
<b>Totals</b>	<b>11</b>	<b>4</b>	<b>6</b>	<b>0</b>	<b>1</b>	<b>9</b>	<b>21</b>	<b>23</b>	<b>5</b>	<b>4</b>	<b>1</b>	<b>0</b>	<b>0</b>	<b>8</b>	<b>14</b>	<b>8</b>	<b>6</b>	<b>0</b>	<b>5</b>	<b>0</b>	<b>1</b>	<b>1</b>	<b>7</b>	<b>15</b>

## SERIES INFORMATION

	Overall	at Washington	at Minnesota
All-Time Series (W-L-T-OT)	WSH trails, 4-6-0-1	WSH leads, 4-1-0-0	WSH trails, 0-5-0-1
Current Streak	1 MIN win (10/28/10)	2 WSH wins (2/26/08-11/13/09)	6 MIN wins (1/10/01-10/28/10)
Last Washington Win	11/13/09 (3-1)	11/13/09 (3-1)	none
Last Minnesota Win	10/28/10 (2-1)	11/21/02 (4-3)	10/28/10 (2-1)
Last Tie	none	none	none
Last Overtime Game	10/12/06 (L, 3-2 so)	none	10/12/06 (L, 3-2 so)
Overtime Record	0-1-0	none	0-1-0
Last 10 Games (W-L-OT)	3-6-1	4-1-0	0-5-1
Longest Unbeaten Streak	1 (four times)	2 (two times)	none
Longest Winning Streak	1 (four times)	2 (two times)	none
Longest Winless Streak	4 (11/16/02-10/12/06)	1 (11/1/03)	6 (1/10/01-10/28/10)
Longest Losing Streak	4 (11/16/02-10/12/06)	1 (11/1/03)	6 (1/10/01-10/28/10)
Washington Shutouts (Last)	none	none	none
Minnesota Shutouts (Last)	2 (11/16/02)	none	2 (11/16/02)
Last Washington Hat Trick	none	none	none
Last Minnesota Hat Trick	none	none	none
Most Washington Goals	4 (2/26/08)	4 (2/26/08)	3 (11/24/08)
Most Minnesota Goals	4 (two times)	4 (11/21/03)	4 (11/24/08)

# Minnesota Wild

2010-11  
WASHINGTON CAPITALS VS. MINNESOTA WILD  
CAPITALS LOST SEASON SERIES. 0-1-0 • MINNESOTA 1-0-0

WASHINGTON	WILD					CAPITALS					ATTEND		GOALTENDERS						W. GOAL						
OCT 28, 2010	2					1					17,352		NIKLAS BACKSTROM / MICHAL NEUVIRTH						MIKKO KOIVU						
CAPITALS	GP	G	A	P	+/-	PIM	PP	SH	GW	EN	S	%	WILD	GP	G	A	P	+/-	PIM	PP	SH	GW	EN	S	%
ALEX OVECHKIN	1	1	0	1	1	0	0	0	0	0	4	25.0	CHUCK KOBASEW	1	1	0	1	1	0	0	0	0	0	3	33.3
MIKE GREEN	1	0	1	1	1	2	0	0	0	0	3	0.0	MIKKO KOIVU	1	1	0	1	1	2	1	0	1	0	2	50.0
BROOKS LAICH	1	0	0	0	1	0	0	0	0	0	0	0.0	MATT CULLEN	1	0	1	1	0	0	0	0	0	0	3	0.0
DAVID STECKEL	1	0	0	0	-1	0	0	0	0	0	0	0.0	ANDREW BRUNETTE	1	0	1	1	1	0	0	0	0	0	1	0.0
TYLER SLOAN	1	0	0	0	0	2	0	0	0	0	0	0.0	CLAYTON STONER	1	0	1	1	1	0	0	0	0	0	1	0.0
MATT HENDRICKS	1	0	0	0	0	0	0	0	0	0	1	0.0	MAREK ZIDLICKY	1	0	1	1	-1	0	0	0	0	0	0	0.0
JOHN ERSKINE	1	0	0	0	0	0	0	0	0	0	0	0.0	GREG ZANON	1	0	0	0	-1	0	0	0	0	0	1	0.0
JASON CHIMERA	1	0	0	0	0	2	0	0	0	0	2	0.0	NICK SCHULTZ	1	0	0	0	0	0	0	0	0	0	1	0.0
MATT BRADLEY	1	0	0	0	-1	2	0	0	0	0	0	0.0	MARTIN HAVLAT	1	0	0	0	0	0	0	0	0	0	1	0.0
JOHN CARLSON	1	0	0	0	-1	0	0	0	0	0	2	0.0	JOHN MADDEN	1	0	0	0	0	0	0	0	0	0	0	0.0
MIKE KNUBLE	1	0	0	0	0	0	0	0	0	0	5	0.0	CASEY WELLMAN	1	0	0	0	0	0	0	0	0	0	0	0.0
KARL ALZNER	1	0	0	0	0	2	0	0	0	0	0	0.0	COLTON GILLIES	1	0	0	0	0	0	0	0	0	0	0	0.0
MATHIEU PERREAULT	1	0	0	0	0	0	0	0	0	0	1	0.0	JUSTIN FALK	1	0	0	0	1	0	0	0	0	0	0	0.0
NICKLAS BACKSTROM	1	0	0	0	1	0	0	0	0	0	2	0.0	CAL CLUTTERBUCK	1	0	0	0	-1	0	0	0	0	0	2	0.0
JEFF SCHULTZ	1	0	0	0	-1	0	0	0	0	0	0	0.0	BRAD STAUBITZ	1	0	0	0	0	2	0	0	0	0	2	0.0
ERIC FEHR	1	0	0	0	1	0	0	0	0	0	0	0.0	KYLE BRODZIAK	1	0	0	0	-1	0	0	0	0	0	0	0.0
ALEXANDER SEMIN	1	0	0	0	0	0	0	0	0	0	1	0.0	BRENT BURNS	1	0	0	0	0	0	0	0	0	0	0	0.0
TOMAS FLEISCHMANN	1	0	0	0	0	0	0	0	0	0	1	0.0	ERIC NYSTROM	1	0	0	0	-1	0	0	0	0	0	0	0.0
GOALTENDER	GP	MIN	GA	GAA	SO	W	L	OT	SA	SV%	GOALTENDER	GP	MIN	GA	GAA	SO	W	L	OT	SA	SV%				
MICHAL NEUVIRTH	1	58	2	2.05	0	0	1	0	17	.882	JOSH HARDING	1	59	2	2.01	0	0	1	0	40	.950				
POWER PLAY	1 - 3 (33.3%)			PENALTY KILLING				3 - 3 (100%)			POWER PLAY	1 - 5 (20%)			PENALTY KILLING				2 - 2 (100%)						



# Montreal Canadiens

## CLUB INFORMATION

**Founded** .....1909-10, 1917-18 (NHL)  
**Home Arena** .....Bell Centre (21,273)  
**Stanley Cups** ..... 24 (most recent, 1993)  
**Executive Vice President & General Manager** ..... Pierre Gauthier  
**Head Coach** ..... Jaques Martin  
**Assistant Coaches** .....Perry Pearn, Randy Cunneynworth  
**V.P., Communications & Community Relations** ..... Donald Beauchamp  
**2010-11 Record** ..... 44-30-8 (96 points)  
**2010-11 Finish** ..... 2nd, Northeast Division  
**2010-11 Playoffs** ..... E. Conf. quarterfinals (def. by BOS, 4-3)

Bell Centre  
 1909, Avenue des Canadiens-de-Montréal  
 Montréal, Qué H3B 5E8  
 514.932.2582  
 Fax: 514.932.8285  
 www.canadiens.com



## 2011-12 MEETINGS

Jan. 18 at Montreal  
 Jan. 18 at Montreal  
 Feb. 24 at Washington  
 March 31 at Washington

## ALL-TIME SERIES HISTORY

YEAR	TOTALS								HOME								AWAY							
	GP	W	L	T	OT	PTS	GF	GA	GP	W	L	T	OT	PTS	GF	GA	GP	W	L	T	OT	PTS	GF	GA
74-75	6	0	6	0	-	0	9	49	3	0	3	0	-	0	3	21	3	0	3	0	-	0	6	28
75-76	6	0	6	0	-	0	9	34	3	0	3	0	-	0	5	13	3	0	3	0	-	0	4	21
76-77	6	0	6	0	-	0	5	34	3	0	3	0	-	0	1	11	3	0	3	0	-	0	4	23
77-78	6	0	5	1	-	1	13	31	3	0	2	1	-	1	9	17	3	0	3	0	-	0	4	14
78-79	8	0	7	1	-	1	17	43	4	0	3	1	-	1	11	24	4	0	4	0	-	0	6	19
79-80	4	1	2	1	-	3	8	11	2	1	0	1	-	3	5	3	2	0	2	0	-	0	3	8
80-81	4	0	2	2	-	2	10	18	2	0	0	2	-	2	5	5	2	0	2	0	-	0	5	13
81-82	3	2	1	0	-	4	11	9	2	2	0	0	-	4	8	3	1	0	1	0	-	0	3	6
82-83	3	0	1	2	-	2	7	10	1	0	0	1	-	1	3	3	2	0	1	1	-	1	4	7
83-84	3	3	0	0	-	6	11	3	2	2	0	0	-	4	6	1	1	1	0	0	-	2	5	2
84-85	3	1	1	1	-	3	7	6	1	1	0	0	-	2	3	1	2	0	1	1	-	1	4	5
85-86	3	2	0	1	-	5	12	9	2	2	0	0	-	4	8	5	1	0	0	1	-	1	4	4
86-87	3	3	0	0	-	6	10	6	1	1	0	0	-	2	3	1	2	2	0	0	-	4	7	5
87-88	3	1	1	1	-	3	8	8	2	1	1	0	-	2	6	6	1	0	0	1	-	1	2	2
88-89	3	1	1	1	-	3	6	4	1	1	0	0	-	2	4	1	2	0	1	1	-	1	2	3
89-90	3	2	1	0	-	4	12	10	2	1	1	0	-	2	8	7	1	1	0	0	-	2	4	3
90-91	3	0	3	0	-	0	5	11	1	0	1	0	-	0	3	4	2	0	2	0	-	0	2	7
91-92	3	3	0	0	-	6	11	6	2	2	0	0	-	4	7	4	1	1	0	0	-	2	4	2
92-93	3	2	0	1	-	5	8	3	1	1	0	0	-	2	4	0	2	1	0	1	-	3	4	3
93-94	4	1	2	1	-	3	8	12	2	0	1	1	-	1	2	6	2	1	1	0	-	2	6	6
94-95	3	1	2	0	-	2	7	8	1	1	0	0	-	2	5	1	2	0	2	0	-	0	2	7
95-96	4	3	1	0	-	6	13	7	2	2	0	0	-	4	9	2	2	1	1	0	-	2	4	5
96-97	4	4	0	0	-	8	11	4	2	2	0	0	-	4	6	3	2	2	0	0	-	4	5	1
97-98	4	2	1	1	-	5	13	12	2	0	1	1	-	1	7	8	2	2	0	0	-	4	6	4
98-99	4	1	1	2	-	4	7	9	2	0	1	1	-	1	2	5	2	1	0	1	-	3	5	4
99-00	4	3	1	0	0	6	10	2	2	1	1	0	0	2	6	2	2	2	0	0	0	4	4	0
00-01	4	3	1	0	0	6	15	11	2	2	0	0	0	4	7	4	2	1	1	0	0	2	8	7
01-02	4	1	3	0	0	2	10	13	2	1	1	0	0	2	7	6	2	0	2	0	0	0	3	7
02-03	4	2	1	1	0	5	9	7	2	1	1	0	0	2	4	3	2	1	0	1	0	3	5	4
03-04	4	1	3	0	0	2	8	16	2	1	1	0	0	2	6	7	2	0	2	0	0	0	2	9
05-06	4	2	1	-	1	5	13	10	2	1	1	-	0	2	6	6	2	1	0	-	1	3	7	4
06-07	4	1	3	-	0	2	10	14	2	1	1	-	0	2	6	5	2	0	2	-	0	0	4	9
07-08	4	2	2	-	0	4	12	17	2	1	1	-	0	2	7	9	2	1	1	-	0	2	5	8
08-09	4	3	1	-	0	6	13	9	2	2	0	-	0	4	7	3	2	1	1	-	0	2	6	6
09-10	4	2	1	-	1	5	15	14	2	1	1	-	0	2	6	5	2	1	0	-	1	3	9	9
10-11	4	3	0	-	1	7	11	5	2	1	0	-	1	3	5	3	2	2	0	-	0	4	6	2
<b>Totals</b>	<b>143</b>	<b>56</b>	<b>67</b>	<b>17</b>	<b>3</b>	<b>132</b>	<b>364</b>	<b>475</b>	<b>71</b>	<b>33</b>	<b>28</b>	<b>9</b>	<b>1</b>	<b>76</b>	<b>200</b>	<b>208</b>	<b>72</b>	<b>23</b>	<b>39</b>	<b>8</b>	<b>2</b>	<b>56</b>	<b>164</b>	<b>267</b>

## SERIES INFORMATION

### All-Time Series (W-L-T-OT)

Current Streak  
 Last Washington Win  
 Last Montreal Win  
 Last Tie  
 Last Overtime Game  
 Overtime Record  
 Last 10 Games (W-L-OT)  
 Longest Unbeaten Streak  
 Longest Winning Streak  
 Longest Winless Streak  
 Longest Losing Streak  
 Washington Shutouts (Last)  
 Montreal Shutouts (Last)  
 Last Washington Hat Trick  
 Last Montreal Hat Trick  
 Most Washington Goals  
 Most Montreal Goals

### Overall

WSH trails, 56-67-17-3  
 2 WSH wins (3/15/11-3/26/11)  
 3/26/11 (2-0)  
 2/1/11 (3-2 ot)  
 1/25/03 (1-1)  
 2/1/11 (L, 3-2 ot)  
 9-3-10  
 6-2-2  
 8 (11/11/91-12/11/93)  
 7 (3/27/96-11/15/97)  
 34 (10/31/74-11/5/79)  
 23 (10/31/74-3/25/78)  
 12 (3/26/11)  
 19 (1/29/08)  
 B. Laich (2/10/10)  
 P. Turgeon (4/17/95)  
 6 (three times)  
 11 (two times)

### at Washington

WSH leads, 33-28-9-1  
 1 MTL win (2/1/11)  
 12/28/11 (3-0)  
 2/1/11 (3-2 so)  
 10/16/98 (2-2)  
 2/1/11 (L, 3-2 so)  
 2-1-3  
 6-3-1  
 14 (3/5/79-12/6/86)  
 6 (12/10/83-12/6/86)  
 16 (10/31/74-10/30/79)  
 10 (10/31/74-2/17/78)  
 5 (12/28/10)  
 9 (2/9/03)  
 A. Ovechkin (1/31/08) 4 goals  
 V. Damphousse (2/4/94)  
 6 (two times)  
 8 (three times)

### at Montreal

WSH trails, 23-39-8-2  
 2 WSH wins (3/15/11-3/26/11)  
 3/26/11 (2-0)  
 2/10/10 (6-5 ot)  
 1/25/03 (1-1)  
 2/10/10 (L, 6-5 ot)  
 7-2-7  
 5-4-1  
 9 (3/27/96-2/26/00)  
 5 (3/27/96-11/15/97)  
 23 (10/31/74-2/26/83)  
 22 (11/10/74-12/14/81)  
 7 (3/26/11)  
 10 (1/31/08)  
 B. Laich (2/10/10)  
 P. Turgeon (4/17/95)  
 6 (2/17/01)  
 11 (two times)



# Montreal Canadiens

## 2010-11 WASHINGTON CAPITALS VS. MONTREAL CANADIENS CAPITALS WON SEASON SERIES, 3-0-1 • MONTREAL 1-3-0

MONTREAL	CANADIENS	CAPITALS	ATTEND	GOALTENDERS	W. GOAL
MAR 15, 2011	2	4	21,273	BRADEN HOLTBY / CAREY PRICE	MARCUS JOHANSSON
MAR 26, 2011	0	2	21,273	BRADEN HOLTBY / CAREY PRICE	MARCO STURM

WASHINGTON	CANADIENS	CAPITALS	ATTEND	GOALTENDERS	W. GOAL
DEC 28, 2010	0	3	18,398	SEMYON VARLAMOV / CAREY PRICE	JAY BEAGLE
FEB 1, 2011	3	2	18,398	CAREY PRICE / SEMYON VARLAMOV	BRIAN GIONTA

CAPITALS	GP	G	A	P	+/-	PIM	PP	SH	GW	EN	S	%	CANADIENS	GP	G	A	P	+/-	PIM	PP	SH	GW	EN	S	%
MARCO STURM	2	1	2	3	1	4	0	0	1	0	4	25.0	BRIAN GIONTA	4	2	0	2	0	0	0	0	0	0	15	13.3
NICKLAS BACKSTROM	3	0	3	3	4	0	0	0	0	0	11	0.0	ANDREI KOSTITSYN	4	1	1	2	0	2	0	0	0	0	10	10.0
MARCUS JOHANSSON	3	2	0	2	-1	2	1	0	1	0	6	33.3	TRAVIS MOEN	4	1	0	1	-1	4	0	0	0	0	5	20.0
MIKE KNUBLE	4	2	0	2	1	4	2	0	0	0	11	18.2	JAMES WISNIEWSKI	3	0	1	1	2	2	0	0	0	0	4	0.0
ALEX OVECHKIN	3	1	1	2	2	2	0	0	0	1	9	11.1	TOMAS PLEKANEC	4	0	1	1	-2	10	0	0	0	0	7	0.0
ALEXANDER SEMIN	3	1	1	2	2	4	0	0	0	0	7	14.3	LARS ELLER	4	0	1	1	0	4	0	0	0	0	6	0.0
MATHIEU PERREAULT	1	1	1	2	0	0	0	0	0	0	3	33.3	P.K. SUBBAN	4	0	1	1	-3	4	0	0	0	0	3	0.0
MIKE GREEN	2	1	1	2	1	0	0	0	0	0	8	12.5	ALEXANDRE PICARD	1	0	0	0	-1	2	0	0	0	0	0	0.0
KARL ALZNER	4	0	2	2	4	2	0	0	0	0	5	0.0	MAXIM LAPIERRE	1	0	0	0	-1	0	0	0	0	0	0	0.0
BROOKS LAICH	4	1	0	1	0	6	0	0	0	0	11	9.1	MICHAEL CAMMALLERI	3	0	0	0	-4	0	0	0	0	0	4	0.0
JAY BEAGLE	4	1	0	1	1	0	0	0	1	0	3	33.3	MATHIEU DARCHÉ	3	0	0	0	-2	0	0	0	0	0	3	0.0
ERIC FEHR	3	0	1	1	2	2	0	0	0	0	8	0.0	JEFF HALPERN	4	0	0	0	-1	0	0	0	0	0	4	0.0
DENNIS WIDEMAN	2	0	1	1	-2	0	0	0	0	0	6	0.0	JAROSLAV SPACEK	2	0	0	0	0	0	0	0	0	0	2	0.0
JOHN CARLSON	4	0	1	1	3	2	0	0	0	0	9	0.0	MAX PACIORETTY	2	0	0	0	0	2	0	0	0	0	2	0.0
MATT HENDRICKS	4	0	1	1	0	4	0	0	0	0	7	0.0	YANNICK WEBER	3	0	0	0	-2	0	0	0	0	0	5	0.0
BOYD GORDON	3	0	0	0	0	0	0	0	0	0	9	0.0	SCOTT GOMEZ	4	0	0	0	-2	0	0	0	0	0	8	0.0
KEITH AUCOIN	1	0	0	0	0	0	0	0	0	0	0	0.0	PAUL MARA	2	0	0	0	0	7	0	0	0	0	1	0.0
DAVID STECKEL	2	0	0	0	-1	0	0	0	0	0	1	0.0	RYAN WHITE	2	0	0	0	0	0	0	0	0	0	1	0.0
TYLER SLOAN	1	0	0	0	0	2	0	0	0	0	0	0.0	BRENT SOPEL	1	0	0	0	-1	0	0	0	0	0	1	0.0
JOHN ERSKINE	3	0	0	0	2	2	0	0	0	0	2	0.0	DAVID DESHARNAIS	3	0	0	0	-1	0	0	0	0	0	8	0.0
JASON CHIMERA	4	0	0	0	1	0	0	0	0	0	10	0.0	HAL GILL	4	0	0	0	-3	0	0	0	0	0	0	0.0
SCOTT HANNAN	4	0	0	0	2	2	0	0	0	0	1	0.0	TOM PYATT	2	0	0	0	0	0	0	0	0	0	3	0.0
MATT BRADLEY	3	0	0	0	0	5	0	0	0	0	2	0.0	ROMAN HAMRLIK	4	0	0	0	1	6	0	0	0	0	9	0.0
ANDREW GORDON	1	0	0	0	0	0	0	0	0	0	0	0.0	BENOIT POULIOT	4	0	0	0	0	4	0	0	0	0	6	0.0
JEFF SCHULTZ	4	0	0	0	-2	0	0	0	0	0	0	0.0													

GOALTENDER	GP	MIN	GA	GAA	SO	W	L	OT	SA	SV%	GOALTENDER	GP	MIN	GA	GAA	SO	W	L	OT	SA	SV%
BRADEN HOLTBY	2	119	2	1.00	1	2	0	0	44	.955	CAREY PRICE	4	241	10	2.48	0	1	3	0	132	.924
SEMYON VARLAMOV	2	124	2	.96	1	1	0	1	63	.968											

POWER PLAY	3 - 20 (15%)	PENALTY KILLING	17 - 17 (100%)	POWER PLAY	0 - 17 (0%)	PENALTY KILLING	17 - 20 (85%)
------------	--------------	-----------------	----------------	------------	-------------	-----------------	---------------





# Nashville Predators

## CLUB INFORMATION

**Founded** .....1998-99  
**Home Arena** ..... Bridgestone Arena (17,113)  
**Stanley Cups** ..... none  
**President of Hockey Operations & General Manager** .....David Poile  
**Head Coach** ..... Barry Trotz  
**Associate Coach** ..... Peter Horachek  
**Assistant Coach** ..... Lane Lambert  
**Senior Vice President of Communications** ..... Gerry Helper  
**2010-11 Record** ..... 43-27-11 (99 points)  
**2010-11 Finish** .....2nd, Central Division  
**2010-11 Playoffs** ..... W. Conf. semifinals (def. by VAN, 4-2)

Bridgestone Arena  
 501 Broadway  
 Nashville, TN 37203  
 615.770.2300  
 Fax: 615.770.2309  
 www.nashvillepredators.com



## 2011-12 MEETINGS

Nov. 15 at Nashville  
 Dec. 20 at Washington

## ALL-TIME SERIES HISTORY

	TOTALS								HOME								AWAY							
YEAR	GP	W	L	T	OT	PTS	GF	GA	GP	W	L	T	OT	PTS	GF	GA	GP	W	L	T	OT	PTS	GF	GA
98-99	2	0	2	0	-	0	3	6	1	0	1	0	-	0	2	3	1	0	1	0	-	0	1	3
99-00	2	2	0	0	0	4	5	2	1	1	0	0	0	2	1	0	1	1	0	0	0	2	4	2
00-01	2	1	1	0	0	2	3	4	1	1	0	0	0	2	2	1	1	0	1	0	0	0	1	3
01-02	1	0	0	1	0	1	3	3	0	0	0	0	0	0	0	0	1	0	0	1	0	1	3	3
02-03	1	1	0	0	0	2	5	4	1	1	0	0	0	2	5	4	0	0	0	0	0	0	0	0
03-04	1	0	1	0	0	0	2	5	0	0	0	0	0	0	0	0	1	0	1	0	0	0	2	5
05-06	1	0	1	-	0	0	2	5	1	0	1	-	0	0	2	5	0	0	0	-	0	0	0	0
06-07	Teams did not meet in 2006-07																							
07-08	1	1	0	-	0	2	4	2	0	0	0	-	0	0	0	0	1	1	0	-	0	2	4	2
08-09	2	2	0	-	0	4	6	4	1	1	0	-	0	2	4	3	1	1	0	-	0	2	2	1
09-10	1	1	0	-	0	2	3	2	1	1	0	-	0	2	3	2	0	0	0	-	0	0	0	0
10-11	1	1	0	-	0	2	3	2	0	0	0	-	0	0	0	0	1	1	0	-	0	2	3	2
Totals	15	9	5	1	0	19	39	39	7	5	2	0	0	10	19	18	8	4	3	1	0	9	20	17

## SERIES INFORMATION

	Overall	at Washington	at Nashville
All-Time Series (W-L-T-OT)	WSH leads 9-5-1-0	WSH leads, 5-2-0-0	WSH leads, 4-3-1-0
Current Streak	5 WSH wins (3/18/08-10/16/10)	2 WSH wins (10/28/08-10/17/09)	2 WSH wins (3/18/08-10/16/10)
Last Washington Win	10/16/10 (3-2 ot)	10/17/09 (3-2 so)	10/16/10 (3-2 ot)
Last Nashville Win	12/7/05 (5-2)	12/7/05 (5-2)	2/13/04 (5-2)
Last Tie	2/8/02 (3-3)	none	2/8/02 (3-3)
Last Overtime Game	10/17/09 (W, 3-2 so)	10/17/09 (W, 3-2 so)	10/16/10 (W, 3-2 ot)
Overtime Record	4-0-1	2-0-0	2-0-1
Last 10 Games (W-L-T-OT)	7-2-1-0	5-2-0-0	4-3-1-0
Longest Unbeaten Streak	5 (3/18/08-10/16/10)	3 (11/26/99-10/11/02)	2 (two times)
Longest Winning Streak	5 (3/18/08-10/16/10)	3 (11/26/99-10/11/02)	2 (two times)
Longest Winless Streak	2 (two times)	1 (two times)	3 (10/13/00-2/13/04)
Longest Losing Streak	2 (two times)	1 (two times)	1 (three times)
Washington Shutouts (Last)	1 (11/26/99)	1 (11/26/99)	none
Nashville Shutouts (Last)	none	none	none
Last Washington Hat Trick	none	none	none
Last Nashville Hat Trick	none	none	none
Most Washington Goals	5 (10/11/02)	5 (10/11/02)	4 (two times)
Most Nashville Goals	5 (two times)	5 (12/7/05)	5 (2/13/04)



# Nashville Predators

2010-11  
WASHINGTON CAPITALS VS. NASHVILLE PREDATORS  
CAPITALS WON SEASON SERIES, 1-0-0 • NASHVILLE 0-0-1

NASHVILLE PREDATORS CAPITALS ATTEND GOALTENDERS W. GOAL  
OCT 16, 2010 2 3 16,144 MICHAL NEUVIRTH / ANDERS LINDBACK BROOKS LAICH

CAPITALS	GP	G	A	P	+/-	PIM	PP	SH	GW	EN	S	%	PREDATORS	GP	G	A	P	+/-	PIM	PP	SH	GW	EN	S	%
BROOKS LAICH	1	1	1	2	1	2	1	0	1	0	4	25.0	J.P. DUMONT	1	1	0	1	1	2	0	0	0	0	3	33.3
NICKLAS BACKSTROM	1	0	2	2	-1	2	0	0	0	0	4	0.0	JORDIN TOOTOO	1	1	0	1	1	0	0	0	0	0	5	20.0
ALEXANDER SEMIN	1	1	0	1	1	0	1	0	0	0	3	33.3	DAVID LEGWAND	1	0	1	1	1	0	0	0	0	0	4	0.0
TOMAS FLEISCHMANN	1	1	0	1	1	0	0	0	0	0	2	50.0	COLIN WILSON	1	0	1	1	1	0	0	0	0	0	0	0.0
JOHN CARLSON	1	0	1	1	0	2	0	0	0	0	1	0.0	CODY FRANSON	1	0	1	1	0	2	0	0	0	0	2	0.0
ALEX OVECHKIN	1	0	1	1	-1	2	0	0	0	0	3	0.0	MARCEL GOC	1	0	0	0	1	0	0	0	0	0	1	0.0
DAVID STECKEL	1	0	0	0	-1	0	0	0	0	0	2	0.0	JOEL WARD	1	0	0	0	1	0	0	0	0	0	4	0.0
TYLER SLOAN	1	0	0	0	-1	0	0	0	0	0	0	0.0	JERRED SMITHSON	1	0	0	0	0	0	0	0	0	0	2	0.0
MATT HENDRICKS	1	0	0	0	-1	0	0	0	0	0	1	0.0	FRANCIS BOUILLON	1	0	0	0	0	0	0	0	0	0	0	0.0
BRIAN FAHEY	1	0	0	0	-2	0	0	0	0	0	0	0.0	STEVE SULLIVAN	1	0	0	0	-1	2	0	0	0	0	4	0.0
JOHN ERSKINE	1	0	0	0	-1	0	0	0	0	0	0	0.0	WADE BELAK	1	0	0	0	0	0	0	0	0	0	0	0.0
JASON CHIMERA	1	0	0	0	0	0	0	0	0	0	2	0.0	PATRIC HORNQVIST	1	0	0	0	-1	0	0	0	0	0	2	0.0
MARCUS JOHANSSON	1	0	0	0	0	2	0	0	0	0	2	0.0	SERGEI KOSTITSYN	1	0	0	0	0	0	0	0	0	0	1	0.0
MIKE KNUBLE	1	0	0	0	-1	0	0	0	0	0	3	0.0	CAL O'REILLY	1	0	0	0	-1	0	0	0	0	0	3	0.0
KARL ALZNER	1	0	0	0	1	0	0	0	0	0	1	0.0	SHANE O'BRIEN	1	0	0	0	0	0	0	0	0	0	1	0.0
JEFF SCHULTZ	1	0	0	0	1	2	0	0	0	0	0	0.0	SHEA WEBER	1	0	0	0	1	2	0	0	0	0	4	0.0
ERIC FEHR	1	0	0	0	0	0	0	0	0	0	3	0.0	KEVIN KLEIN	1	0	0	0	0	0	0	0	0	0	3	0.0
BOYD GORDON	1	0	0	0	-1	0	0	0	0	0	3	0.0	RYAN SUTER	1	0	0	0	1	2	0	0	0	0	0	0.0
GOALTENDER	GP	MIN	GA	GAA	SO	W	L	OT	SA	SV%	GOALTENDER	GP	MIN	GA	GAA	SO	W	L	OT	SA	SV%				
MICHAL NEUVIRTH	1	61	2	1.94	0	1	0	0	39	.949	ANDERS LINDBACK	1	61	3	2.93	0	0	0	1	34	.912				
POWER PLAY	2 - 5 (40%)		PENALTY KILLING				6 - 6 (100%)				POWER PLAY	0 - 6 (0%)		PENALTY KILLING				3 - 5 (60%)							



# New Jersey Devils

## CLUB INFORMATION

Founded .....1974-75 (Kansas City), 1976-77 (Colorado), 1982-83 (N.J.)  
 Home Arena ..... Prudential Center (17,625)  
 Stanley Cups..... 3 (most recent, 2003)  
 CEO, President and General Manager..... Lou Lamoriello  
 Head Coach..... Peter DeBoer  
 Assistant Coaches..... Adam Oates, Larry Robinson  
 Senior Vice President, Communications..... Mike Levine  
 2010-11 Record ..... 38-39-5 (81 points)  
 2010-11 Finish ..... 4th, Atlantic Division  
 2010-11 Playoffs..... DNQ

Prudential Center  
 165 Mulberry Street  
 Newark, NJ 07102  
 973.757.6100  
 Fax: 973.757.6399  
 www.newjerseydevils.com

## 2011-12 MEETINGS

Nov. 11 at New Jersey  
 Nov. 12 at Washington  
 Dec. 23 at New Jersey  
 March 2 at Washington



## ALL-TIME SERIES HISTORY

YEAR	TOTALS									HOME									AWAY								
	GP	W	L	T	OT	PTS	GF	GA		GP	W	L	T	OT	PTS	GF	GA		GP	W	L	T	OT	PTS	GF	GA	
74-75	4	1	3	0	-	2	11	15		2	1	1	0	-	2	7	5		2	0	2	0	-	0	4	10	
75-76	4	1	2	1	-	3	14	16		2	0	1	1	-	1	7	9		2	1	1	0	-	2	7	7	
76-77	4	3	1	0	-	6	11	5		2	2	0	0	-	4	8	1		2	1	1	0	-	2	3	4	
77-78	4	2	1	1	-	5	15	18		2	1	0	1	-	3	10	7		2	1	1	0	-	2	5	11	
78-79	4	3	1	0	-	6	24	9		2	1	1	0	-	2	11	5		2	2	0	0	-	4	13	4	
79-80	4	1	1	2	-	4	9	8		2	1	1	0	-	2	5	4		2	0	0	2	-	2	4	4	
80-81	4	3	0	1	-	7	19	15		2	2	0	0	-	4	12	9		2	1	0	1	-	3	7	6	
81-82	3	1	2	0	-	2	14	12		1	1	0	0	-	2	7	1		2	0	2	0	-	0	7	11	
82-83	7	6	0	1	-	13	29	18		4	4	0	0	-	8	16	8		3	2	0	1	-	5	13	10	
83-84	7	5	0	2	-	12	26	13		3	2	0	1	-	5	17	9		4	3	0	1	-	7	9	4	
84-85	7	4	2	1	-	9	25	17		4	4	0	0	-	8	18	7		3	0	2	1	-	1	7	10	
85-86	7	6	1	0	-	12	32	20		3	3	0	0	-	6	18	9		4	3	1	0	-	6	14	11	
86-87	7	6	1	0	-	12	31	20		4	4	0	0	-	8	15	8		3	2	1	0	-	4	16	12	
87-88	7	5	2	0	-	10	28	22		3	2	1	0	-	4	13	11		4	3	1	0	-	6	15	11	
88-89	7	3	4	0	-	6	30	35		4	2	2	0	-	4	22	21		3	1	2	0	-	2	8	14	
89-90	7	4	3	0	-	8	27	25		3	2	1	0	-	4	16	14		4	2	2	0	-	4	11	11	
90-91	7	4	3	0	-	8	22	17		4	4	0	0	-	8	17	5		3	0	3	0	-	0	5	12	
91-92	7	5	2	0	-	10	29	25		3	2	1	0	-	4	11	12		4	3	1	0	-	6	18	13	
92-93	7	2	5	0	-	4	25	25		4	1	3	0	-	2	17	16		3	1	2	0	-	2	8	9	
93-94	5	2	3	0	-	4	15	18		3	1	2	0	-	2	7	12		2	1	1	0	-	2	8	6	
94-95	4	0	3	1	-	1	6	11		2	0	2	0	-	0	1	4		2	0	1	1	-	1	5	7	
95-96	5	0	5	0	-	0	5	14		2	0	2	0	-	0	3	5		3	0	3	0	-	0	2	9	
96-97	6	2	3	1	-	5	15	13		3	1	1	1	-	3	6	6		3	1	2	0	-	2	9	7	
97-98	5	2	2	1	-	5	10	8		3	2	0	1	-	5	7	2		2	0	2	0	-	0	3	6	
98-99	5	2	3	0	-	4	8	12		2	0	2	0	-	0	2	7		3	2	1	0	-	4	6	5	
99-00	4	3	1	0	0	6	15	11		2	2	0	0	0	4	8	4		2	1	1	0	0	2	7	7	
00-01	4	2	2	0	0	4	14	14		2	1	1	0	0	2	9	8		2	1	1	0	0	2	5	6	
01-02	4	2	1	0	1	5	13	9		2	1	0	0	1	3	9	5		2	1	1	0	0	2	4	4	
02-03	4	1	1	0	2	4	6	10		2	1	1	0	0	2	4	6		2	0	0	0	2	2	2	4	
03-04	4	1	1	1	1	4	6	8		2	1	0	1	0	3	5	3		2	0	1	0	1	1	1	5	
05-06	4	0	3	-	1	1	10	18		2	0	1	-	1	1	6	8		2	0	2	-	0	0	4	10	
06-07	4	1	3	-	0	2	10	13		2	0	2	-	0	0	3	7		2	1	1	-	0	2	7	6	
07-08	4	2	1	-	1	5	10	7		2	1	0	-	1	3	4	4		2	1	1	-	0	2	6	3	
08-09	4	2	0	-	2	6	16	13		2	1	0	-	1	3	6	5		2	1	0	-	1	3	10	8	
09-10	4	1	2	-	1	3	10	12		2	1	0	-	1	3	6	4		2	0	2	-	0	0	4	8	
10-11	4	3	1	-	0	6	15	8		2	2	0	-	0	4	12	3		2	1	1	-	0	2	3	5	
<b>Totals</b>	<b>182</b>	<b>91</b>	<b>69</b>	<b>13</b>	<b>9</b>	<b>204</b>	<b>605</b>	<b>534</b>		<b>91</b>	<b>54</b>	<b>26</b>	<b>6</b>	<b>5</b>	<b>119</b>	<b>345</b>	<b>254</b>		<b>91</b>	<b>37</b>	<b>43</b>	<b>7</b>	<b>4</b>	<b>85</b>	<b>260</b>	<b>280</b>	

## SERIES INFORMATION

### All-Time Series (W-L-T-OT)

Current Streak  
 Last Washington Win  
 Last New Jersey Win  
 Last Tie  
 Last Overtime Game  
 Overtime Record  
 Last 10 Games (W-L-OT)  
 Longest Unbeaten Streak  
 Longest Winning Streak  
 Longest Winless Streak  
 Longest Losing Streak  
 Washington Shutouts (Last)  
 New Jersey Shutouts (Last)  
 Last Washington Hat Trick  
 Last New Jersey Hat Trick  
 Most Washington Goals  
 Most New Jersey Goals

### Overall

WSH leads, 91-69-13-9  
 2 WSH wins (12/21/10-3/18/11)  
 3/18/11 (3-0)  
 11/22/10 (5-0)  
 1/1/04 (2-2)  
 10/12/09 (L, 3-2 so)  
 4-13-7  
 5-3-2  
 17 (11/8/82-12/4/84)  
 8 (two times)  
 10 (2/15/95-11/12/96)  
 7 (4/12/95-11/12/96)  
 11 (3/18/11)  
 8 (11/22/10)  
 M. Ridley (12/7/90)  
 J. Madden (2/5/03)  
 9 (four times)  
 8 (10/28/77)

### at Washington

WSH leads, 54-26-6-5  
 3 WSH wins (12/26/09-12/21/10)  
 12/21/10 (5-1)  
 10/12/09 (3-2 so)  
 1/1/04 (2-2)  
 10/12/09 (L, 3-2 so)  
 1-7-4  
 4-3-3  
 24 (3/18/80-3/1/88)  
 14 (3/28/84-3/1/88)  
 4 (two times)  
 4 (three times)  
 6 (3/20/98)  
 3 (12/1/98)  
 M. Ridley (12/7/90)  
 J. Madden (2/5/03)  
 9 (three times)  
 6 (six times)

### at New Jersey

WSH trails, 37-43-7-4  
 1 WSH win (3/18/11)  
 3/18/11 (3-0)  
 11/22/10 (5-0)  
 2/25/95 (3-3)  
 11/15/08 (L, 6-5 so)  
 3-6-3  
 4-5-1  
 8 (11/8/82-11/10/84)  
 4 (12/30/87-11/19/88)  
 7 (12/28/02-12/29/06)  
 7 (12/28/02-12/29/06)  
 4 (2/29/08)  
 4 (12/4/03)  
 none  
 P. Stastny (12/29/91)  
 9 (2/15/79)  
 8 (10/28/77)



# New Jersey Devils

## 2010-11 WASHINGTON CAPITALS VS. NEW JERSEY DEVILS CAPITALS WON SEASON SERIES, 3-1-0 • NEW JERSEY 1-3-0

NEW JERSEY	DEVILS	CAPITALS	ATTEND	GOALTENDERS	W. GOAL
NOV 22, 2010	5	0	14,107	JOHAN HEDBERG / BRADEN HOLTBY	PATRIK ELIAS
MAR 18, 2011	0	3	17,625	MICHAL NEUVIRTH / MARTIN BRODEUR	JEFF SCHULTZ
WASHINGTON	DEVILS	CAPITALS	ATTEND	GOALTENDERS	W. GOAL
OCT 9, 2010	2	7	18,398	MICHAL NEUVIRTH / MARTIN BRODEUR	ALEX OVECHKIN
DEC 21, 2010	1	5	18,398	MICHAL NEUVIRTH / MARTIN BRODEUR	JAY BEAGLE

CAPITALS	GP	G	A	P	+/-	PIM	PP	SH	GW	EN	S	%	DEVILS	GP	G	A	P	+/-	PIM	PP	SH	GW	EN	S	%
JOHN CARLSON	4	2	5	7	7	12	0	0	0	0	9	22.2	PATRIK ELIAS	4	2	2	4	-6	0	2	0	1	0	11	18.2
ALEX OVECHKIN	4	2	4	6	6	2	0	0	1	0	11	18.2	JASON ARNOTT	3	3	0	3	-1	0	0	0	0	0	11	27.3
MIKE KNUBLE	3	3	2	5	5	0	0	0	0	0	9	33.3	MATTIAS TEDENBY	3	1	1	2	3	2	0	0	0	0	3	33.3
JASON CHIMERA	4	2	0	2	1	7	0	0	0	0	5	40.0	DAINIUS ZUBRUS	4	1	1	2	-3	2	0	0	0	0	9	11.1
TOMAS FLEISCHMANN	2	1	1	2	0	0	0	0	0	0	3	33.3	TRAVIS ZAJAC	4	0	2	2	-2	4	0	0	0	0	5	0.0
BROOKS LAICH	4	1	1	2	1	4	0	1	0	0	7	14.3	JAMIE LANGENBRUNNER2	0	2	2	-4	0	0	0	0	0	0	8	0.0
ANDREW GORDON	1	1	1	2	2	0	0	0	0	0	2	50.0	ANDY GREENE	4	0	2	2	-3	0	0	0	0	0	0	0.0
ALEXANDER SEMIN	4	0	2	2	2	8	0	0	0	0	9	0.0	HENRIK TALLINDER	4	1	0	1	-4	0	0	1	0	0	5	20.0
JEFF SCHULTZ	3	1	0	1	1	0	0	0	1	0	4	25.0	ALEXANDER VASYUNOV	1	0	1	1	1	0	0	0	0	0	2	0.0
ERIC FEHR	2	1	0	1	-3	0	1	0	0	0	5	20.0	BRIAN ROLSTON	4	0	0	0	-3	0	0	0	0	0	8	0.0
JAY BEAGLE	2	1	0	1	1	0	0	0	1	0	3	33.3	MARK FAYNE	3	0	0	0	-2	0	0	0	0	0	3	0.0
DENNIS WIDEMAN	1	0	1	1	1	2	0	0	0	0	0	0.0	MARK FRASER	1	0	0	0	-1	0	0	0	0	0	1	0.0
JOHN ERSKINE	3	0	1	1	1	0	0	0	0	0	1	0.0	TIM SESTITO	1	0	0	0	-1	0	0	0	0	0	1	0.0
DAVID STECKEL	2	0	1	1	1	0	0	0	0	0	3	0.0	PIERRE-LUC												
MATT BRADLEY	4	0	1	1	2	7	0	0	0	0	4	0.0	LETOURNEAU-LEBLOND	1	0	0	0	-1	21	0	0	0	0	0	0.0
TOM POTI	2	0	1	1	3	0	0	0	0	0	0	0.0	ALEXANDER URBOM	1	0	0	0	-1	0	0	0	0	0	1	0.0
MARCUS JOHANSSON	4	0	1	1	3	0	0	0	0	0	3	0.0	DAVID CLARKSON	4	0	0	0	-4	10	0	0	0	0	17	0.0
KARL ALZNER	4	0	0	0	2	2	0	0	0	0	3	0.0	JACOB JOSEFSON	1	0	0	0	0	0	0	0	0	0	0	0.0
NICKLAS BACKSTROM	4	0	0	0	2	0	0	0	0	0	7	0.0	ZACH PARISE	1	0	0	0	-1	2	0	0	0	0	4	0.0
MIKE GREEN	3	0	0	0	2	5	0	0	0	0	7	0.0	MATT TAORMINA	1	0	0	0	0	0	0	0	0	0	2	0.0
BOYD GORDON	3	0	0	0	0	0	0	0	0	0	2	0.0	ILYA KOVALCHUK	4	0	0	0	-1	5	0	0	0	0	12	0.0
MARCO STURM	1	0	0	0	0	0	0	0	0	0	0	0.0	ANTON VOLCHENKOV	4	0	0	0	1	2	0	0	0	0	3	0.0
MATHIEU PERREAU	1	0	0	0	1	0	0	0	0	0	0	0.0	ANSSI SALMELA	1	0	0	0	-1	0	0	0	0	0	3	0.0
MATT HENDRICKS	3	0	0	0	0	14	0	0	0	0	2	0.0	ADAM MAIR	3	0	0	0	-1	9	0	0	0	0	3	0.0
SCOTT HANNAN	2	0	0	0	0	2	0	0	0	0	0	0.0	NICK PALMIERI	1	0	0	0	0	0	0	0	0	0	1	0.0
TYLER SLOAN	2	0	0	0	-1	0	0	0	0	0	0	0.0	COLIN WHITE	4	0	0	0	-3	0	0	0	0	0	3	0.0
													VLADIMIR ZHARKOV	1	0	0	0	0	0	0	0	0	0	1	0.0
													MATTHEW CORRENTE	2	0	0	0	1	0	0	0	0	0	2	0.0
													STEPHEN GIONTA	1	0	0	0	0	2	0	0	0	0	1	0.0
													ROD PELLEY	4	0	0	0	-3	7	0	0	0	0	5	0.0

GOALTENDER	GP	MIN	GA	GAA	SO	W	L	OT	SA	SV%	GOALTENDER	GP	MIN	GA	GAA	SO	W	L	OT	SA	SV%
MICHAL NEUVIRTH	3	179	3	1.00	1	3	0	0	102	.971	JOHAN HEDBERG	2	80	2	1.50	1	1	0	0	39	.949
BRADEN HOLTBY	1	59	5	5.06	0	0	1	0	23	.783	MARTIN BRODEUR	3	160	13	4.88	0	0	3	0	60	.783

POWER PLAY	1 - 13 (7.7%)	PENALTY KILLING	12 - 14 (85.7%)	POWER PLAY	2 - 14 (14.3%)	PENALTY KILLING	12 - 13 (92.3%)
------------	---------------	-----------------	-----------------	------------	----------------	-----------------	-----------------





# New York Islanders

## CLUB INFORMATION

**Founded** .....1972-73  
**Home Arena** .....Nassau Veterans Memorial Coliseum (16,234)  
**Stanley Cups** ..... 4 (most recent, 1983)  
**General Manager/Alternate Governor** ..... Garth Snow  
**Head Coach** ..... Jack Capuano  
**Assistant Coaches** ..... Dean Chynoweth, Scott Allen  
**Director of Communications** ..... Kimber Auerbach  
**2010-11 Record** ..... 30-39-13 (73 points)  
**2010-11 Finish** ..... 5th, Atlantic Division  
**2010-11 Playoffs** ..... DNQ

Nassau Veterans Memorial Coliseum  
 1255 Hempstead Turnpike  
 Uniondale, NY 11553  
 516.501.6700  
 Fax: 516.501.6746  
 www.newyorkislanders.com



## 2011-12 MEETINGS

Nov. 5 at New York  
 Jan. 17 at Washington  
 Feb. 28 at Washington  
 March 13 at New York

## ALL-TIME SERIES HISTORY

	TOTALS								HOME								AWAY							
YEAR	GP	W	L	T	OT	PTS	GF	GA	GP	W	L	T	OT	PTS	GF	GA	GP	W	L	T	OT	PTS	GF	GA
74-75	4	0	4	0	-	0	3	22	2	0	2	0	-	0	0	12	2	0	2	0	-	0	3	10
75-76	4	0	4	0	-	0	8	22	2	0	2	0	-	0	2	9	2	0	2	0	-	0	6	13
76-77	4	0	1	3	-	3	8	9	2	0	0	2	-	2	4	4	2	0	1	1	-	1	4	5
77-78	4	0	4	0	-	0	3	19	2	0	2	0	-	0	0	10	2	0	2	0	-	0	3	9
78-79	4	1	3	0	-	2	11	18	2	1	1	0	-	2	8	8	2	0	2	0	-	0	3	10
79-80	4	2	2	0	-	4	13	9	2	2	0	0	-	4	10	2	2	0	2	0	-	0	3	7
80-81	4	0	4	0	-	0	10	17	2	0	2	0	-	0	5	7	2	0	2	0	-	0	5	10
81-82	8	0	7	1	-	1	20	39	4	0	3	1	-	1	8	14	4	0	4	0	-	0	12	25
82-83	7	2	4	1	-	5	20	32	3	1	1	1	-	3	7	11	4	1	3	0	-	2	13	21
83-84	7	3	4	0	-	6	27	28	4	2	2	0	-	4	22	15	3	1	2	0	-	2	5	13
84-85	7	4	3	0	-	8	27	26	3	2	1	0	-	4	10	10	4	2	2	0	-	4	17	16
85-86	7	4	3	0	-	8	30	26	4	2	2	0	-	4	16	15	3	2	1	0	-	4	14	11
86-87	7	3	2	2	-	8	18	23	3	1	0	2	-	4	7	6	4	2	2	0	-	4	11	17
87-88	7	2	4	1	-	5	24	26	4	1	2	1	-	3	15	15	3	1	2	0	-	2	9	11
88-89	7	4	3	0	-	8	29	27	3	3	0	0	-	6	14	10	4	1	3	0	-	2	15	17
89-90	7	3	4	0	-	6	24	25	4	2	2	0	-	4	14	13	3	1	2	0	-	2	10	12
90-91	7	7	0	0	-	14	30	17	3	3	0	0	-	6	12	9	4	4	0	0	-	8	18	8
91-92	7	4	2	1	-	9	28	24	4	2	1	1	-	5	16	11	3	2	1	0	-	4	12	13
92-93	7	4	3	0	-	8	23	18	3	0	3	0	-	0	6	11	4	4	0	0	-	8	17	7
93-94	5	1	3	1	-	3	12	17	3	1	1	1	-	3	8	7	2	0	2	0	-	0	4	10
94-95	4	4	0	0	-	8	20	14	2	2	0	0	-	4	11	7	2	2	0	0	-	4	9	7
95-96	5	4	1	0	-	8	21	14	2	2	0	0	-	4	10	8	3	2	1	0	-	4	11	6
96-97	5	1	4	0	-	2	7	14	3	1	2	0	-	2	6	6	2	0	2	0	-	0	1	8
97-98	6	5	0	1	-	11	20	9	3	2	0	1	-	5	10	5	3	3	0	0	-	6	10	4
98-99	4	4	0	0	-	8	16	8	2	2	0	0	-	4	9	4	2	2	0	0	-	4	7	4
99-00	4	4	0	0	0	8	15	10	2	2	0	0	0	4	8	5	2	2	0	0	0	4	7	5
00-01	4	3	0	1	0	7	13	7	2	1	0	1	0	3	5	4	2	2	0	0	0	4	8	3
01-02	4	2	1	1	0	5	16	14	2	2	0	0	0	4	7	4	2	0	1	1	0	1	9	10
02-03	4	4	0	0	0	8	12	5	2	2	0	0	0	4	7	3	2	2	0	0	0	4	5	2
03-04	4	2	2	0	0	4	14	10	2	1	1	0	0	2	10	6	2	1	1	0	0	2	4	4
05-06	4	1	3	-	0	2	11	17	2	1	1	-	0	2	8	7	2	0	2	-	0	0	3	10
06-07	4	1	3	-	0	2	7	16	2	1	1	-	0	2	4	7	2	0	2	-	0	0	3	9
07-08	4	1	1	-	2	4	8	12	2	0	1	-	1	1	4	8	2	1	0	-	1	3	4	4
08-09	4	4	0	-	0	8	17	10	2	2	0	-	0	4	10	5	2	2	0	-	0	4	7	5
09-10	4	3	0	-	1	7	18	12	2	1	0	-	1	3	8	8	2	2	0	-	0	4	10	4
10-11	4	4	0	-	0	8	9	5	2	2	0	-	0	4	4	2	2	2	0	-	0	4	5	3
Totals	186	91	79	13	3	198	592	621	93	47	33	11	2	107	305	288	93	44	46	2	1	91	287	333

## SERIES INFORMATION

All-Time Series (W-L-T-OT)  
 Current Streak  
 Last Washington Win  
 Last New York Win  
 Last Tie  
 Last Overtime Game  
 Overtime Record  
 Last 10 Games (W-L-OT)  
 Longest Unbeaten Streak  
 Longest Winning Streak  
 Longest Winless Streak  
 Longest Losing Streak  
 Washington Shutouts (Last)  
 New York Shutouts (Last)  
 Last Washington Hat Trick  
 Last New York Hat Trick  
 Most Washington Goals  
 Most New York Goals

### Overall

WSH leads, 91-79-13-3  
 6 WSH wins (11/11/09-3/1/11)  
 3/1/11 (2-1 ot)  
 10/30/09 (4-3 ot)  
 11/27/01 (5-5)  
 3/1/11 (W, 2-1 ot)  
 12-7-8  
 9-0-1  
 22 (4/12/97-3/30/02)  
 11 (3/12/98-3/15/00)  
 19 (10/20/74-1/16/79)  
 9 (10/20/74-1/15/77)  
 6 (2/7/03)  
 11 (4/8/06)  
 A. Oates (10/8/97)  
 M. Czerkawski (11/27/01)  
 8 (1/1/92)  
 8 (four times)

### at Washington

WSH leads, 47-33-11-2  
 3 WSH wins (11/11/09-3/1/11)  
 3/1/11 (2-1 ot)  
 10/30/09 (4-3 ot)  
 10/21/00 (4-4)  
 3/1/11 (W, 2-1 ot)  
 7-4-7  
 6-2-2  
 15 (4/12/97-10/9/03)  
 6 (11/24/00-10/9/03)  
 9 (10/24/74-11/17/78)  
 4 (10/20/74-2/22/76)  
 3 (2/7/03)  
 7 (3/2/97)  
 P. Bondra (2/3/96)  
 D. King (1/1/92)  
 8 (1/1/92)  
 8 (10/8/83)

### at NY Islanders

WSH trails, 44-46-2-1  
 6 WSH wins (12/16/08-2/26/11)  
 2/26/11 (3-2)  
 12/22/07 (3-2 ot)  
 11/27/01 (5-5)  
 10/24/09 (W, 3-2 ot)  
 5-3-1  
 7-2-1  
 10 (10/8/97-11/27/01)  
 9 (10/8/97-3/6/01)  
 19 (1/2/75-10/21/82)  
 13 (2/4/78-10/21/82)  
 3 (4/13/98)  
 4 (4/8/06)  
 A. Oates (10/8/97)  
 M. Czerkawski (11/27/01)  
 7 (three times)  
 8 (three times)



# New York Islanders

## 2010-11 WASHINGTON CAPITALS VS. NEW YORK ISLANDERS CAPITALS WON SEASON SERIES, 4-0-0 • NY ISLANDERS 0-3-1

NEW YORK	ISLANDERS	CAPITALS	ATTEND	GOALTENDERS	W. GOAL
JAN 20, 2011	1	2	9,119	BRADEN HOLTBY / RICK DIPIETRO	NICKLAS BACKSTROM
FEB 26, 2011	2	3	16,250	MICHAL NEUVIRTH / AL MONTOYA	ALEXANDER SEMIN

WASHINGTON	ISLANDERS	CAPITALS	ATTEND	GOALTENDERS	W. GOAL
OCT 13, 2010	1	2	18,398	MICHAL NEUVIRTH / DWAYNE ROLOSON	NICKLAS BACKSTROM
MAR 1, 2011	1	2	18,398	MICHAL NEUVIRTH / NATHAN LAWSON	ALEX OVECHKIN

CAPITALS	GP	G	A	P	+/-	PIM	PP	SH	GW	EN	S	%	ISLANDERS	GP	G	A	P	+/-	PIM	PP	SH	GW	EN	S	%
ALEX OVECHKIN	4	2	5	7	4	2	0	0	1	0	14	14.3	MICHAEL GRABNER	4	1	2	3	1	0	0	0	0	0	8	12.5
NICKLAS BACKSTROM	4	2	2	4	5	6	1	0	2	0	9	22.2	KYLE OKPOSO	3	1	0	1	0	0	0	0	0	0	6	16.7
JOHN CARLSON	4	0	4	4	-2	2	0	0	0	0	5	0.0	MATT MOULSON	4	1	0	1	0	2	0	0	0	0	12	8.3
BROOKS LAICH	4	2	1	3	2	2	0	0	0	0	10	20.0	NINO NIEDERREITER	1	1	0	1	1	0	0	0	0	0	2	50.0
JASON CHIMERA	4	1	0	1	1	2	0	0	0	0	13	7.7	TRAVIS HAMONIC	3	1	0	1	-2	0	0	0	0	0	7	14.3
MIKE KNUBLE	4	1	0	1	1	4	0	0	0	0	7	14.3	ANDREW MACDONALD	4	0	1	1	0	2	0	0	0	0	4	0.0
ALEXANDER SEMIN	3	1	0	1	2	2	0	0	1	0	7	14.3	DOUG WEIGHT	1	0	1	1	1	0	0	0	0	0	1	0.0
JASON ARNOTT	1	0	1	1	1	0	0	0	0	0	3	0.0	JOHN TAVARES	3	0	1	1	0	2	0	0	0	0	14	0.0
MARCUS JOHANSSON	3	0	1	1	-2	0	0	0	0	0	5	0.0	PIERRE PARENTEAU	4	0	1	1	-1	4	0	0	0	0	14	0.0
TOMAS FLEISCHMANN	1	0	0	0	0	0	0	0	0	0	2	0.0	JOSH BAILEY	4	0	1	1	-2	0	0	0	0	0	3	0.0
MATT BRADLEY	2	0	0	0	-1	0	0	0	0	0	3	0.0	MILAN JURCINA	1	0	0	0	1	0	0	0	0	0	3	0.0
DAVID STECKEL	3	0	0	0	0	0	0	0	0	0	4	0.0	JACK HILLEN	4	0	0	0	-3	0	0	0	0	0	1	0.0
TYLER SLOAN	2	0	0	0	0	0	0	0	0	0	1	0.0	RADEK MARTINEK	2	0	0	0	-3	0	0	0	0	0	1	0.0
JAY BEAGLE	2	0	0	0	0	0	0	0	0	0	2	0.0	MIKE HALEY	2	0	0	0	-1	0	0	0	0	0	0	0.0
MATT HENDRICKS	4	0	0	0	-2	5	0	0	0	0	4	0.0	MARK EATON	1	0	0	0	-1	0	0	0	0	0	2	0.0
MATHIEU PERREAULT	1	0	0	0	0	2	0	0	0	0	0	0.0	MARK KATIC	2	0	0	0	0	0	0	0	0	0	1	0.0
JOHN ERSKINE	4	0	0	0	0	4	0	0	0	0	2	0.0	TREVOR GILLIES	2	0	0	0	0	5	0	0	0	0	0	0.0
SCOTT HANNAN	3	0	0	0	3	0	0	0	0	0	2	0.0	TRENT HUNTER	1	0	0	0	0	2	0	0	0	0	3	0.0
KARL ALZNER	4	0	0	0	0	2	0	0	0	0	2	0.0	MIKE MOTTAU	1	0	0	0	1	0	0	0	0	0	1	0.0
MIKE GREEN	2	0	0	0	0	2	0	0	0	0	7	0.0	TY WISHART	2	0	0	0	1	0	0	0	0	0	3	0.0
JEFF SCHULTZ	4	0	0	0	2	2	0	0	0	0	0	0.0	JON SIM	1	0	0	0	0	0	0	0	0	0	0	0.0
ERIC FEHR	1	0	0	0	-1	2	0	0	0	0	0	0.0	BLAKE COMEAU	4	0	0	0	-3	2	0	0	0	0	8	0.0
D.J. KING	2	0	0	0	0	5	0	0	0	0	0	0.0	ROB SCHREMP	1	0	0	0	-2	0	0	0	0	0	1	0.0
BOYD GORDON	4	0	0	0	0	0	0	0	0	0	7	0.0	DYLAN REESE	1	0	0	0	0	0	0	0	0	0	0	0.0
DENNIS WIDEMAN	1	0	0	0	2	0	0	0	0	0	3	0.0	BRUNO GERVAIS	3	0	0	0	0	0	0	0	0	0	3	0.0
MARCO STURM	1	0	0	0	0	0	0	0	0	0	2	0.0	JEREMY COLLITON	1	0	0	0	1	0	0	0	0	0	0	0.0

GOALTENDER	GP	MIN	GA	GAA	SO	W	L	OT	SA	SV%	GOALTENDER	GP	MIN	GA	GAA	SO	W	L	OT	SA	SV%
MICHAL NEUVIRTH	3	181	4	1.32	0	3	0	0	84	.952	NATHAN LAWSON	1	61	2	1.94	0	0	0	1	42	.952
BRADEN HOLTBY	1	59	1	1.00	0	1	0	0	25	.960	RICK DIPIETRO	1	58	2	2.05	0	0	1	0	24	.917
											DWAYNE ROLOSON	1	58	2	2.04	0	0	1	0	26	.923
											AL MONTOYA	1	58	3	3.07	0	0	1	0	22	.864

POWER PLAY	1 - 10 (10%)	PENALTY KILLING	17 - 17 (100%)	POWER PLAY	0 - 17 (0%)	PENALTY KILLING	9 - 10 (90%)
------------	--------------	-----------------	----------------	------------	-------------	-----------------	--------------



# New York Rangers

## CLUB INFORMATION

**Founded** ..... 1926-27  
**Home Arena** ..... Madison Square Garden (18,200)  
**Stanley Cups** ..... 4 (most recent, 1994)  
**President & General Manager** ..... Glen Sather  
**Head Coach** ..... John Tortorella  
**Assistant Coaches** ..... Benoit Allaire, Mike Sullivan  
**Vice President, Public Relations and Player Recruitment** ..... John Rosasco  
**2010-11 Record** ..... 44-33-5 (93 points)  
**2010-11 Finish** ..... 3rd, Atlantic Division  
**2010-11 Playoffs** ..... E. Conf. quarterfinals (def. by WSH, 4-1)

Madison Square Garden  
 Two Pennsylvania Plaza  
 New York, NY 10121  
 212.465.6486  
 Fax: 212.465.6494  
 www.newyorkrangers.com



## 2011-12 MEETINGS

Nov. 25 at Washington  
 Dec. 28 at Washington  
 Feb. 12 at New York  
 April 7 at New York

## ALL-TIME SERIES HISTORY

April 7 at New York

TOTALS									HOME									AWAY								
YEAR	GP	W	L	T	OT	PTS	GF	GA	GP	W	L	T	OT	PTS	GF	GA	GP	W	L	T	OT	PTS	GF	GA		
74-75	4	1	2	1	-	3	19	23	2	1	0	1	-	3	13	10	2	0	2	0	-	0	6	13		
75-76	4	2	2	0	-	4	18	23	2	2	0	0	-	4	12	7	2	0	2	0	-	0	6	16		
76-77	4	2	2	0	-	4	17	16	2	1	1	0	-	2	9	7	2	1	1	0	-	2	8	9		
77-78	4	0	2	2	-	2	14	27	2	0	1	1	-	1	7	14	2	0	1	1	-	1	7	13		
78-79	4	1	1	2	-	4	17	18	2	1	0	1	-	3	7	3	2	0	1	1	-	1	10	15		
79-80	4	2	2	0	-	4	15	18	2	1	1	0	-	2	8	10	2	1	1	0	-	2	7	8		
80-81	4	2	2	0	-	4	21	17	2	2	0	0	-	4	15	5	2	0	2	0	-	0	6	12		
81-82	8	2	3	3	-	7	28	30	4	0	3	1	-	1	12	16	4	2	0	2	-	6	16	14		
82-83	7	3	3	1	-	7	26	28	3	1	1	1	-	3	9	11	4	2	2	0	-	4	17	17		
83-84	7	3	3	1	-	7	26	23	4	3	0	1	-	7	17	8	3	0	3	0	-	0	9	15		
84-85	7	5	2	0	-	10	32	21	3	2	1	0	-	4	16	9	4	3	1	0	-	6	16	12		
85-86	7	3	3	1	-	7	24	21	4	2	1	1	-	5	13	9	3	1	2	0	-	2	11	12		
86-87	7	3	4	0	-	6	27	27	3	1	2	0	-	2	12	11	4	2	2	0	-	4	15	16		
87-88	7	5	2	0	-	10	31	23	4	2	2	0	-	4	14	14	3	3	0	0	-	6	17	9		
88-89	7	2	3	2	-	6	15	25	3	1	1	1	-	3	7	8	4	1	2	1	-	3	8	17		
89-90	7	4	3	0	-	8	21	20	4	3	1	0	-	6	15	13	3	1	2	0	-	2	6	7		
90-91	7	2	4	1	-	5	23	28	3	1	2	0	-	2	8	12	4	1	2	1	-	3	15	16		
91-92	7	5	2	0	-	10	35	24	4	2	2	0	-	4	20	16	3	3	0	0	-	6	15	8		
92-93	9	5	4	0	-	10	32	28	5	3	2	0	-	6	18	17	4	2	2	0	-	4	14	11		
93-94	6	1	5	0	-	2	12	19	3	0	3	0	-	0	5	10	3	1	2	0	-	2	7	9		
94-95	4	2	2	0	-	4	16	13	2	2	0	0	-	4	8	3	2	0	2	0	-	0	8	10		
95-96	6	3	2	1	-	7	17	19	3	1	1	1	-	3	8	12	3	2	1	0	-	4	9	7		
96-97	5	3	2	0	-	6	13	12	3	2	1	0	-	4	8	7	2	1	1	0	-	2	5	5		
97-98	5	3	1	1	-	7	15	11	2	1	1	0	-	2	5	4	3	2	0	1	-	5	10	7		
98-99	5	2	2	1	-	5	12	11	3	1	2	0	-	2	8	9	2	1	0	1	-	3	4	2		
99-00	4	3	0	0	1	7	15	9	2	1	0	0	1	3	8	6	2	2	0	0	0	4	7	3		
00-01	4	1	3	0	0	2	13	17	2	1	1	0	0	2	8	8	2	0	2	0	0	0	5	9		
01-02	4	3	1	0	0	6	19	12	2	2	0	0	0	4	11	4	2	1	1	0	0	2	8	8		
02-03	4	2	0	1	1	6	12	7	2	1	0	0	1	3	8	4	2	1	0	1	0	3	4	3		
03-04	4	2	1	0	1	5	10	10	2	1	0	0	1	3	6	6	2	1	1	0	0	2	4	4		
05-06	4	2	1	-	1	5	14	11	2	2	0	-	0	4	8	3	2	0	1	-	1	1	6	8		
06-07	4	1	3	-	0	2	8	15	2	1	1	-	0	2	5	6	2	0	2	-	0	0	3	9		
07-08	4	2	2	-	0	4	9	11	2	2	0	-	0	4	8	6	2	0	2	-	0	0	1	5		
08-09	4	3	0	-	1	7	14	11	2	2	0	-	0	4	5	2	2	1	0	-	1	3	9	9		
09-10	4	3	1	-	0	6	15	11	2	1	1	-	0	2	5	4	2	2	0	-	0	4	10	7		
10-11	4	1	2	-	1	3	6	18	2	0	1	-	1	1	1	8	2	1	1	-	0	2	5	10		
Totals	190	89	77	18	6	202	661	657	96	50	33	9	4	113	347	302	94	39	44	9	2	89	314	355		

## SERIES INFORMATION

All-Time Series (W-L-T-OT)  
 Current Streak  
 Last Washington Win  
 Last New York Win  
 Last Tie  
 Last Overtime Game  
 Overtime Record  
 Last 10 Games (W-L-OT)  
 Longest Unbeaten Streak  
 Longest Winning Streak  
 Longest Winless Streak  
 Longest Losing Streak  
 Washington Shutouts (Last)  
 New York Shutouts (Last)  
 Last Washington Hat Trick  
 Last New York Hat Trick  
 Most Washington Goals  
 Most New York Goals

### Overall

WSH leads, 89-77-18-6  
 3 NYR wins (12/12/10-2/24/11)  
 11/9/10 (5-3)  
 2/25/10 (6-0)  
 1/4/03 (2-2)  
 1/24/11 (L, 2-1)  
 8-7-9  
 5-3-2  
 6 (12/23/88-12/23/89)  
 5 (two times)  
 5 (two times)  
 4 (three times)  
 6 (3/6/10)  
 8 (2/25/11)  
 P. Bondra (3/9/01)  
 M. Messier (12/13/91)  
 8 (four times)  
 11 (two times)

### at Washington

WSH leads, 50-33-9-4  
 2 NYR wins (1/24/11-2/25/11)  
 3/6/10 (2-0)  
 2/25/11 (6-0)  
 1/5/96 (4-4)  
 1/24/11 (L, 2-1 ot)  
 3-5-4  
 6-3-1  
 5 (4/3/83-3/3/84)  
 4 (12/12/07-1/3/09)  
 6 (11/7/81-1/1/83)  
 3 (two times)  
 5 (3/6/10)  
 5 (2/25/11)  
 P. Bondra (3/9/01)  
 M. Messier (12/13/91)  
 8 (three times)  
 11 (3/24/78)

### at NY Rangers

WSH trails, 39-44-9-2  
 1 NYR win (12/12/10)  
 11/9/10 (5-3)  
 12/12/10 (7-0)  
 1/4/03 (2-2)  
 2/11/09 (L, 5-4 so)  
 5-2-5  
 4-5-1  
 7 (12/29/97-3/23/00)  
 4 (4/1/87-3/16/88)  
 7 (3/5/04-11/1/07)  
 7 (3/5/04-11/1/07)  
 1 (4/14/93)  
 3 (12/12/10)  
 P. Bondra (1/8/98)  
 J. Mullen (10/19/88)  
 8 (3/16/88)  
 11 (2/18/76)



# New York Rangers

## 2010-11 WASHINGTON CAPITALS VS. NEW YORK RANGERS CAPITALS LOST SEASON SERIES, 1-2-1 • NY RANGERS 3-1-0

NEW YORK	RANGERS	CAPITALS	ATTEND	GOALTENDERS	W. GOAL
NOV 9, 2010	3	5	18,200	MICHAL NEUVIRTH / HENRIK LUNDQVIST	MATT HENDRICKS
DEC 12, 2010	7	0	18,200	HENRIK LUNDQVIST / SEMYON VARLAMOV	BRANDON PRUST

WASHINGTON	RANGERS	CAPITALS	ATTEND	GOALTENDERS	W. GOAL
JAN 24, 2011	2	1	18,398	MARTIN BIRON / BRADEN HOLTBY	ARTEM ANISIMOV
FEB 25, 2011	6	0	18,398	HENRIK LUNDQVIST / MICHAL NEUVIRTH	STEVE EMINGER

CAPITALS	GP	G	A	P	+/-	PIM	PP	SH	GW	EN	S	%	RANGERS	GP	G	A	P	+/-	PIM	PP	SH	GW	EN	S	%
MATT HENDRICKS	4	2	1	3	1	16	0	0	1	0	9	22.2	BRIAN BOYLE	4	3	4	7	5	4	1	0	0	0	15	20.0
BROOKS LAICH	4	2	1	3	-1	4	1	0	0	1	7	28.6	ERIK CHRISTENSEN	3	2	2	4	3	4	1	0	0	0	4	50.0
MIKE GREEN	3	0	2	2	0	7	0	0	0	0	1	0.0	RYAN CALLAHAN	3	2	1	3	3	2	0	0	0	0	7	28.6
ALEX OVECHKIN	4	0	2	2	-1	7	0	0	0	0	21	0.0	BRANDON PRUST	4	1	2	3	2	12	0	0	1	0	4	25.0
JOHN ERSKINE	4	1	0	1	0	6	0	0	0	0	5	20.0	DAN GIRARDI	3	0	3	3	3	4	0	0	0	0	2	0.0
MIKE KNUBLE	4	1	0	1	-2	0	0	0	0	0	8	12.5	MARIAN GABORIK	2	2	0	2	1	0	1	0	0	0	4	50.0
TYLER SLOAN	1	0	1	1	0	0	0	0	0	0	1	0.0	DEREK STEPAN	4	1	1	2	0	0	1	0	0	0	8	12.5
SCOTT HANNAN	3	0	1	1	-3	2	0	0	0	0	4	0.0	ARTEM ANISIMOV	4	1	1	2	2	2	0	0	0	0	7	14.3
MATT BRADLEY	2	0	1	1	0	2	0	0	0	0	3	0.0	MARC STAAL	3	1	1	2	2	0	0	1	0	0	4	25.0
KARL ALZNER	4	0	1	1	-4	2	0	0	0	0	6	0.0	VINNY PROSPAL	1	1	1	2	2	2	0	0	0	0	1	100.0
ALEXANDER SEMIN	3	0	1	1	-4	2	0	0	0	0	4	0.0	BRANDON DUBINSKY	3	1	1	2	2	10	0	0	0	0	7	14.3
MARCUS JOHANSSON	3	0	1	1	-1	0	0	0	0	0	4	0.0	SEAN AVERY	4	0	2	2	1	9	0	0	0	0	5	0.0
ANDREW GORDON	1	0	0	0	-2	0	0	0	0	0	1	0.0	DEREK BOOGAARD	1	1	0	1	0	0	0	0	0	0	1	100.0
BRIAN FAHEY	1	0	0	0	-1	0	0	0	0	0	2	0.0	STEVE EMINGER	4	1	0	1	2	0	0	0	1	0	2	50.0
JASON CHIMERA	4	0	0	0	-5	17	0	0	0	0	5	0.0	ALEXANDER FROLOV	2	0	1	1	0	0	0	0	0	0	5	0.0
TOM POTI	1	0	0	0	-2	0	0	0	0	0	1	0.0	MICHAEL DEL ZOTTO	4	0	1	1	3	0	0	0	0	0	5	0.0
JOHN CARLSON	4	0	0	0	-5	0	0	0	0	0	6	0.0	MICHAEL SAUER	4	0	1	1	3	16	0	0	0	0	2	0.0
NICKLAS BACKSTROM	4	0	0	0	-2	0	0	0	0	0	8	0.0	MICHAL ROZSIVAL	2	0	1	1	0	2	0	0	0	0	1	0.0
JEFF SCHULTZ	3	0	0	0	-1	0	0	0	0	0	2	0.0	MATS ZUCCARELLO	2	0	1	1	1	0	0	0	0	0	3	0.0
ERIC FEHR	2	0	0	0	0	0	0	0	0	0	4	0.0	MATT GILROY	2	0	1	1	2	0	0	0	0	0	5	0.0
D.J. KING	2	0	0	0	-1	0	0	0	0	0	1	0.0	RYAN MCDONAGH	2	0	0	0	1	4	0	0	0	0	2	0.0
BOYD GORDON	4	0	0	0	-3	4	0	0	0	0	2	0.0	RUSLAN FEDOTENKO	3	0	0	0	-1	0	0	0	0	0	5	0.0
JAY BEAGLE	1	0	0	0	1	0	0	0	0	0	1	0.0	TODD WHITE	2	0	0	0	0	0	0	0	0	0	0	0.0
DAVID STECKEL	2	0	0	0	0	0	0	0	0	0	2	0.0	CHRIS DRURY	1	0	0	0	0	0	0	0	0	0	0	0.0
TOMAS FLEISCHMANN	1	0	0	0	0	0	0	0	0	0	3	0.0	CHAD KOLARIK	1	0	0	0	-1	0	0	0	0	0	0	0.0
MATHIEU PERREAULT	3	0	0	0	-3	0	0	0	0	0	2	0.0	WOJTEK WOLSKI	2	0	0	0	1	0	0	0	0	0	4	0.0
													KRIS NEWBURY	1	0	0	0	0	0	0	0	0	0	2	0.0
													EVGENY GRACHEV	1	0	0	0	0	0	0	0	0	0	0	0.0

GOALTENDER	GP	MIN	GA	GAA	SO	W	L	OT	SA	SV%	GOALTENDER	GP	MIN	GA	GAA	SO	W	L	OT	SA	SV%
MICHAL NEUVIRTH	2	120	9	4.50	0	1	1	0	56	.839	HENRIK LUNDQVIST	3	178	4	1.34	2	2	1	0	89	.955
BRADEN HOLTBY	1	65	1	.92	0	0	0	1	29	.966	MARTIN BIRON	1	65	1	.92	0	1	0	0	23	.957
SEMYON VARLAMOV	1	60	7	7.00	0	0	1	0	20	.650											

POWER PLAY	1 - 15 (6.7%)	PENALTY KILLING	9 - 13 (69.2%)	POWER PLAY	4 - 13 (30.8%)	PENALTY KILLING	14 - 15 (93.3%)
------------	---------------	-----------------	----------------	------------	----------------	-----------------	-----------------





# Ottawa Senators

## CLUB INFORMATION

**Founded** .....1992-93  
**Home Arena** ..... Scotiabank Place (19,153)  
**Stanley Cups** ..... none  
**Executive V. P., General Manager and Alternate Governor** ....Bryan Murray  
**Head Coach** .....Cory Clouston  
**Head Coach** ..... Paul MacLean  
**Assistant Coaches** .....Dave Cameron, Mark Reeds, Luke Richardson  
**Director of Communications** .....Brian Morris  
 2010-11 Record ..... 32-40-10 (74 points)  
 2010-11 Finish ..... 5th, Northeast Division  
 2010-11 Playoffs ..... DNQ

Scotiabank Place  
 1000 Palladium Drive  
 Kanata, Ont. K2V 1A5  
 613.599.0250  
 Fax: 613.599.0358  
 www.ottawasenators.com

## 2011-12 MEETINGS

Oct. 15 at Washington  
 Dec. 3 at Washington  
 Dec. 7 at Ottawa  
 Feb. 22 at Ottawa



## ALL-TIME SERIES HISTORY

	TOTALS								HOME								AWAY							
YEAR	GP	W	L	T	OT	PTS	GF	GA	GP	W	L	T	OT	PTS	GF	GA	GP	W	L	T	OT	PTS	GF	GA
92-93	4	4	0	0	-	8	21	13	2	2	0	0	-	4	11	5	2	2	0	0	-	4	10	8
93-94	4	3	1	0	-	6	30	13	2	2	0	0	-	4	19	6	2	1	1	0	-	2	11	7
94-95	3	1	0	2	-	4	8	7	2	1	0	1	-	3	3	2	1	0	0	1	-	1	5	5
95-96	4	4	0	0	-	8	19	6	2	2	0	0	-	4	11	1	2	2	0	0	-	4	8	5
96-97	4	0	4	0	-	0	3	17	2	0	2	0	-	0	2	8	2	0	2	0	-	0	1	9
97-98	4	1	3	0	-	2	5	10	2	1	1	0	-	2	4	3	2	0	2	0	-	0	1	7
98-99	4	1	3	0	-	2	13	15	2	0	2	0	-	0	4	8	2	1	1	0	-	2	9	7
99-00	4	3	1	0	0	6	9	9	2	2	0	0	0	4	5	2	2	1	1	0	0	2	4	7
00-01	4	2	1	1	0	5	16	12	2	1	0	1	0	3	7	6	2	1	1	0	0	2	9	6
01-02	4	1	2	1	0	3	9	17	2	0	1	1	0	1	5	11	2	1	1	0	0	2	4	6
02-03	4	1	3	0	0	2	8	18	2	0	2	0	0	0	3	11	2	1	1	0	0	2	5	7
03-04	4	0	3	1	0	1	5	15	2	0	1	1	0	1	2	5	2	0	2	0	0	0	3	10
05-06	4	1	3	-	0	2	5	15	2	0	2	-	0	0	3	8	2	1	1	-	0	2	2	7
06-07	4	2	2	-	0	4	14	13	2	2	0	-	0	4	10	5	2	0	2	-	0	0	4	8
07-08	4	4	0	-	0	8	22	12	2	2	0	-	0	4	10	5	2	2	0	-	0	4	12	7
08-09	4	2	1	-	1	5	15	10	2	2	0	-	0	4	12	5	2	0	1	-	1	1	3	5
09-10	4	1	1	-	2	4	17	17	2	1	0	-	1	3	9	7	2	0	1	-	1	1	8	10
10-11	4	3	1	-	0	6	9	7	2	2	0	-	0	4	6	3	2	1	1	-	0	2	3	4
Totals	71	34	29	5	3	76	228	226	36	20	11	4	1	45	126	101	35	14	18	1	2	31	102	125

## SERIES INFORMATION

	Overall	at Washington	at Ottawa
All-Time Series (W-L-T-OT)	WSH leads, 34-29-5-1	WSH leads, 20-11-4-1	WSH trails, 14-18-1-2
Current Streak	1 OTT win (3/25/11)	2 WSH wins (10/11/10-1/16/11)	1 OTT win (3/25/11)
Last Washington Win	1/16/11 (3-1)	1/16/11 (3-1)	12/19/10 (3-2)
Last Ottawa Win	3/25/11 (2-0)	3/30/10 (5-4 ot)	3/25/11 (2-0)
Last Tie	2/17/04 (1-1)	2/17/04 (1-1)	2/23/95 (5-5)
Last Overtime Game	10/11/10 (W, 3-2 ot)	10/11/10 (W, 3-2 ot)	11/23/09 (L, 4-3 ot)
Overtime Record	3-3-5	2-1-4	1-2-1
Last 10 Games (W-L-OT)	5-3-2	9-0-1	3-5-2
Longest Unbeaten Streak	8 (4/9/94-4/6/96)	8 (10/16/92-3/29/96)	3 (two times)
Longest Winning Streak	6 (10/16/92-12/17/93)	7 (11/6/06-1/7/10)	3 (12/7/92-12/4/93)
Longest Winless Streak	8 (4/3/03-3/12/06)	8 (11/1/01-3/12/04)	4 (two times)
Longest Losing Streak	6 (11/27/96-12/27/97)	3 (two times)	4 (two times)
Washington Shutouts (Last)	5 (4/1/06)	4 (4/5/02)	1 (4/1/06)
Ottawa Shutouts (Last)	6 (3/25/11)	2 (4/5/02)	4 (3/25/11)
Last Washington Hat Trick	A. Semin (2/11/10)	A. Ovechkin (2/1/09)	A. Semin (2/11/10)
Last Ottawa Hat Trick	M. Fisher (12/29/07)	D. Alfredsson (11/13/01)	M. Fisher (12/29/07)
Most Washington Goals	11 (12/17/93)	11 (12/17/93)	8 (two times)
Most Ottawa Goals	11 (11/13/01)	11 (11/13/01)	7 (3/2/06)



# Ottawa Senators

## 2010-11 WASHINGTON CAPITALS VS. OTTAWA SENATORS CAPITALS WON SEASON SERIES, 3-1-0 • OTTAWA 1-2-1

OTTAWA	SENATORS	CAPITALS	ATTEND	GOALTENDERS	W. GOAL
DEC 19, 2010	2	3	19,516	MICHAL NEUVIRTH / BRIAN ELLIOTT	MATHIEU PERREAULT
MAR 25, 2011	2	0	18,329	CRAIG ANDERSON / SEMYON VARLAMOV	COLIN GREENING

WASHINGTON	SENATORS	CAPITALS	ATTEND	GOALTENDERS	W. GOAL
OCT 11, 2010	2	3	18,398	MICHAL NEUVIRTH / PASCAL LECLAIRE	ALEX OVECHKIN
JAN 16, 2011	1	3	18,398	MICHAL NEUVIRTH / BRIAN ELLIOTT	JOHN CARLSON

CAPITALS	GP	G	A	P	+/-	PIM	PP	SH	GW	EN	S	%	SENATORS	GP	G	A	P	+/-	PIM	PP	SH	GW	EN	S	%
ERIC FEHR	2	2	2	4	2	0	0	0	0	0	11	18.2	RYAN SHANNON	4	2	1	3	4	0	0	0	0	0	7	28.6
BROOKS LAICH	4	1	2	3	2	0	0	0	0	0	13	7.7	CHRIS NEIL	4	0	2	2	2	2	0	0	0	0	3	0.0
MATHIEU PERREAULT	2	2	0	2	0	2	1	0	1	0	4	50.0	ERIK CONDRA	1	1	0	1	1	2	0	0	0	0	1	100.0
JOHN CARLSON	4	1	1	2	0	2	1	0	1	0	5	20.0	CHRIS KELLY	3	1	0	1	0	2	0	0	0	0	5	20.0
ALEX OVECHKIN	3	1	1	2	2	4	0	0	1	0	8	12.5	COLIN GREENING	1	1	0	1	1	0	0	0	1	0	1	100.0
ALEXANDER SEMIN	2	1	0	1	1	2	0	0	0	0	6	16.7	JARKKO RUUTU	3	1	0	1	1	4	0	0	0	0	3	33.3
JASON CHIMERA	4	1	0	1	-2	2	0	0	0	0	8	12.5	MIKE FISHER	3	1	0	1	-2	0	0	0	0	0	7	14.3
MIKE KNUBLE	4	0	1	1	-2	2	0	0	0	0	11	0.0	NICK FOLIGNO	4	0	1	1	0	4	0	0	0	0	5	0.0
BOYD GORDON	3	0	1	1	1	0	0	0	0	0	3	0.0	PETER REGIN	3	0	1	1	3	6	0	0	0	0	8	0.0
DAVID STECKEL	2	0	1	1	0	2	0	0	0	0	1	0.0	MILAN MICHALEK	4	0	1	1	-4	8	0	0	0	0	12	0.0
MATT HENDRICKS	4	0	1	1	0	0	0	0	0	0	1	0.0	ROBERT BUTLER	1	0	1	1	1	0	0	0	0	0	1	0.0
KARL ALZNER	4	0	1	1	3	0	0	0	0	0	1	0.0	JASON SPEZZA	3	0	1	1	-1	0	0	0	0	0	6	0.0
NICKLAS BACKSTROM	4	0	1	1	1	2	0	0	0	0	8	0.0	MATT CARKNER	2	0	1	1	1	2	0	0	0	0	2	0.0
JEFF SCHULTZ	3	0	1	1	0	0	0	0	0	0	2	0.0	JESSE WINCHESTER	3	0	1	1	1	0	0	0	0	0	6	0.0
D.J. KING	1	0	0	0	-1	5	0	0	0	0	1	0.0	ALEXEI KOVALEV	2	0	0	0	-1	2	0	0	0	0	4	0.0
TOMAS FLEISCHMANN	1	0	0	0	0	2	0	0	0	0	1	0.0	ZACK SMITH	3	0	0	0	-1	17	0	0	0	0	1	0.0
DENNIS WIDEMAN	1	0	0	0	0	2	0	0	0	0	1	0.0	BRIAN LEE	3	0	0	0	1	0	0	0	0	0	1	0.0
MARCUS JOHANSSON	4	0	0	0	-2	0	0	0	0	0	4	0.0	CHRIS CAMPOLI	3	0	0	0	-1	0	0	0	0	0	6	0.0
TYLER SLOAN	1	0	0	0	1	0	0	0	0	0	0	0.0	PATRICK WIERCIOCH	1	0	0	0	1	0	0	0	0	0	0	0.0
JAY BEAGLE	2	0	0	0	-1	0	0	0	0	0	2	0.0	MAREK SVATOS	1	0	0	0	0	0	0	0	0	0	0	0.0
JOHN ERSKINE	4	0	0	0	-4	4	0	0	0	0	5	0.0	DAVID HALE	1	0	0	0	2	0	0	0	0	0	1	0.0
SCOTT HANNAN	3	0	0	0	-1	2	0	0	0	0	3	0.0	FRANCIS LESSARD	1	0	0	0	0	5	0	0	0	0	2	0.0
ANDREW GORDON	2	0	0	0	-1	0	0	0	0	0	1	0.0	COREY LOCKE	1	0	0	0	0	0	0	0	0	0	1	0.0
MATT BRADLEY	3	0	0	0	-1	7	0	0	0	0	2	0.0	CHRIS PHILLIPS	4	0	0	0	-2	0	0	0	0	0	3	0.0
MIKE GREEN	3	0	0	0	2	4	0	0	0	0	7	0.0	DANIEL ALFREDSSON	3	0	0	0	-4	0	0	0	0	0	3	0.0
TOM POTI	1	0	0	0	-1	0	0	0	0	0	4	0.0	FILIP KUBA	3	0	0	0	0	2	0	0	0	0	4	0.0
MARCO STURM	1	0	0	0	0	0	0	0	0	0	4	0.0	SERGEI GONCHAR	3	0	0	0	0	0	0	0	0	0	2	0.0
													ERIK KARLSSON	4	0	0	0	-2	2	0	0	0	0	8	0.0

GOALTENDER	GP	MIN	GA	GAA	SO	W	L	OT	SA	SV%	GOALTENDER	GP	MIN	GA	GAA	SO	W	L	OT	SA	SV%
MICHAL NEUVIRTH	3	184	5	1.63	0	3	0	0	80	.938	CRAIG ANDERSON	1	60	0	.00	1	1	0	0	31	.000
SEMYON VARLAMOV	1	58	2	2.05	0	0	1	0	23	.913	PASCAL LECLAIRE	1	64	3	2.79	0	0	0	1	26	.885
											BRIAN ELLIOTT	2	116	6	3.08	0	0	2	0	60	.900

POWER PLAY	1 - 13 (7.7%)	PENALTY KILLING	6 - 12 (50%)	POWER PLAY	0 - 15 (0%)	PENALTY KILLING	14 - 16 (87.5%)
------------	---------------	-----------------	--------------	------------	-------------	-----------------	-----------------



# Philadelphia Flyers

## CLUB INFORMATION

**Founded** ..... 1967-68  
**Home Arena** ..... Wells Fargo Center (19,537)  
**Stanley Cups** ..... 2 (most recent: 1975)  
**General Manager** ..... Paul Holmgren  
**Head Coach** ..... Peter Laviolette  
**Assistant Coaches** ..... Kevin McCarthy, Joe Mullen, Craig Berube  
**Senior Director of Communications** ..... Zack Hill  
**2010-11 Record** ..... 47-23-12 (106 points)  
**2010-11 Finish** ..... 1st, Atlantic Division  
**2010-11 Playoffs** ..... E. Conf. semifinals (def. by BOS, 4-0)

Wells Fargo Center  
 3601 South Broad Street  
 Philadelphia, PA 19148  
 215.465.4500  
 Fax: 215.218.7837  
 www.philadelphiaflyers.com



## 2011-12 MEETINGS

Oct. 20 at Philadelphia

Dec. 13 at Washington

March 4 at Washington

March 22 at Philadelphia

## ALL-TIME SERIES HISTORY

	TOTALS									HOME									AWAY								
YEAR	GP	W	L	T	OT	PTS	GF	GA		GP	W	L	T	OT	PTS	GF	GA		GP	W	L	T	OT	PTS	GF	GA	
74-75	4	0	4	0	-	0	5	21		2	0	2	0	-	0	3	11		2	0	2	0	-	0	2	10	
75-76	4	0	3	1	-	1	16	28		2	0	1	1	-	1	10	12		2	0	2	0	-	0	6	16	
76-77	4	0	2	2	-	2	13	23		2	0	0	2	-	2	9	9		2	0	2	0	-	0	4	14	
77-78	4	0	4	0	-	0	4	17		2	0	2	0	-	0	2	9		2	0	2	0	-	0	2	8	
78-79	4	0	3	1	-	1	12	21		2	0	1	1	-	1	6	9		2	0	2	0	-	0	6	12	
79-80	4	0	2	2	-	2	13	18		2	0	0	2	-	2	7	7		2	0	2	0	-	0	6	11	
80-81	4	2	2	0	-	4	14	15		2	0	2	0	-	0	3	13		2	2	0	0	-	4	11	2	
81-82	8	4	3	1	-	9	34	33		4	2	1	1	-	5	24	16		4	2	2	0	-	4	10	17	
82-83	7	4	3	0	-	8	23	22		4	2	2	0	-	4	13	13		3	2	1	0	-	4	10	9	
83-84	7	4	3	0	-	8	30	24		3	2	1	0	-	4	14	9		4	2	2	0	-	4	16	15	
84-85	7	1	5	1	-	3	26	31		4	1	3	0	-	2	14	13		3	0	2	1	-	1	12	18	
85-86	7	2	5	0	-	4	17	25		3	2	1	0	-	4	13	11		4	0	4	0	-	0	4	14	
86-87	7	1	5	1	-	3	13	28		4	1	3	0	-	2	7	16		3	0	2	1	-	1	6	12	
87-88	7	4	2	1	-	9	19	15		3	2	1	0	-	4	8	6		4	2	1	1	-	5	11	9	
88-89	7	4	3	0	-	8	21	19		4	3	1	0	-	6	15	10		3	1	2	0	-	2	6	9	
89-90	7	5	1	1	-	11	26	17		3	2	1	0	-	4	14	8		4	3	0	1	-	7	12	9	
90-91	7	5	1	1	-	11	28	14		4	3	0	1	-	7	18	6		3	2	1	0	-	4	10	8	
91-92	7	3	4	0	-	6	30	27		3	2	1	0	-	4	18	14		4	1	3	0	-	2	12	13	
92-93	7	1	5	1	-	3	21	32		3	0	2	1	-	1	7	12		4	1	3	0	-	2	14	20	
93-94	6	4	1	1	-	9	20	14		2	0	1	1	-	1	3	7		4	4	0	0	-	8	17	7	
94-95	4	0	3	1	-	1	8	14		2	0	1	1	-	1	3	5		2	0	2	0	-	0	5	9	
95-96	5	2	2	1	-	5	12	11		3	2	0	1	-	5	8	4		2	0	2	0	-	0	4	7	
96-97	6	2	3	1	-	5	16	19		3	1	2	0	-	2	8	9		3	1	1	1	-	3	8	10	
97-98	5	2	2	1	-	5	14	12		2	1	0	1	-	3	6	3		3	1	2	0	-	2	8	9	
98-99	4	0	4	0	-	0	3	11		2	0	2	0	-	0	1	5		2	0	2	0	-	0	2	6	
99-00	4	2	2	0	0	4	10	11		2	2	0	0	0	4	7	4		2	0	2	0	0	0	3	7	
00-01	4	2	1	1	0	5	14	11		2	2	0	0	0	4	10	5		2	0	1	1	0	1	4	6	
01-02	4	0	4	0	0	0	4	18		2	0	2	0	0	0	1	7		2	0	2	0	0	0	3	11	
02-03	4	2	2	0	0	4	8	7		2	2	0	0	0	4	6	2		2	0	2	0	0	0	2	5	
03-04	4	1	3	0	0	2	6	14		2	1	1	0	0	2	3	5		2	0	2	0	0	0	3	9	
05-06	4	1	3	-	0	2	10	19		2	1	1	-	0	2	5	6		2	0	2	-	0	0	5	13	
06-07	4	4	0	-	0	8	20	9		2	2	0	-	0	4	10	3		2	2	0	-	0	4	10	6	
07-08	4	2	2	-	0	4	14	15		2	0	2	-	0	0	6	9		2	2	0	-	0	4	8	6	
08-09	4	2	2	-	0	4	7	13		2	1	1	-	0	2	4	5		2	1	1	-	0	2	3	8	
09-10	4	3	0	-	1	7	22	13		2	2	0	-	0	4	9	5		2	1	0	-	1	3	13	8	
10-11	4	2	0	-	2	6	14	14		2	1	0	-	1	3	7	7		2	1	0	-	1	3	7	7	
Totals	187	71	94	19	3	164	571	655		92	40	38	13	1	94	302	295		95	31	56	6	2	70	265	360	

## SERIES INFORMATION

All-Time Series (W-L-T-OT)

Current Streak

Last Washington Win

Last Philadelphia Win

Last Tie

Last Overtime Game

Overtime Record

Last 10 Games (W-L-OT)

Longest Unbeaten Streak

Longest Winning Streak

Longest Winless Streak

Longest Losing Streak

Washington Shutouts (Last)

Philadelphia Shutouts (Last)

Last Washington Hat Trick

Last Philadelphia Hat Trick

Most Washington Goals

Most Philadelphia Goals

### Overall

WSH trails, 71-94-19-3

1 WSH win (3/22/11)

3/22/11 (5-4 so)

1/18/11 (3-2 ot)

10/29/00 (1-1)

3/22/11 (W, 5-4 so)

10-4-12

6-1-3

8 (12/5/89-1/4/91)

5 (two times)

25 (11/9/74-12/20/80)

6 (three times)

8 (1/30/00)

10 (11/15/01)

S. Konowalchuk (11/18/00)

M. Richards (10/6/09)

10 (11/21/81)

11 (4/1/76)

### at Washington

WSH leads, 40-38-13-1

1 PHI win (11/20/10)

11/7/10 (3-2 ot)

11/20/10 (5-4 so)

10/31/97 (2-2)

11/20/10 (L, 5-4 so)

7-1-6

6-3-1

7 (1/28/90-2/22/92)

4 (two times)

15 (12/26/74-10/14/81)

3 (four times)

5 (1/30/00)

5 (10/30/01)

P. Bondra (10/12/99)

M. Recchi (10/20/01)

10 (11/21/81)

8 (1/4/81)

### at Philadelphia

WSH trails, 31-56-6-2

1 WSH win (3/22/11)

3/22/11 (5-4 so)

1/18/11 (3-2 ot)

10/29/00 (1-1)

3/22/11 (W, 5-4 so)

3-3-6

7-1-2

5 (12/5/89-10/23/90)

4 (11/4/06-2/6/08)

16 (3/5/98-2/10/06)

12 (11/9/74-4/3/80)

3 (3/28/91)

5 (11/15/01)

S. Konowalchuk (11/18/00)

M. Richards (10/6/09)

8 (12/5/09)

11 (4/1/76)



# Philadelphia Flyers

## 2010-11 WASHINGTON CAPITALS VS. PHILADELPHIA FLYERS CAPITALS TIED SEASON SERIES, 2-0-2 • PHILADELPHIA 2-0-2

PHILADELPHIA	FLYERS	CAPITALS	ATTEND	GOALTENDERS	W. GOAL
JAN 18, 2011	3	2	19,824	SERGEI BOBROVSKY / SEMYON VARLAMOV	ANDREJ MESZAROS
MAR 22, 2011	4	5	19,893	MICHAL NEUVIRTH / BRIAN BOUCHER	ALEXANDER SEMIN

WASHINGTON	FLYERS	CAPITALS	ATTEND	GOALTENDERS	W. GOAL
NOV 7, 2010	2	3	18,398	BRADEN HOLTBY / SERGEI BOBROVSKY	MIKE GREEN
NOV 20, 2010	5	4	18,398	BRIAN BOUCHER / MICHAL NEUVIRTH	DANNY BRIERE

CAPITALS	GP	G	A	P	+/-	PIM	PP	SH	GW	EN	S	%	FLYERS	GP	G	A	P	+/-	PIM	PP	SH	GW	EN	S	%
NICKLAS BACKSTROM	4	2	4	6	0	2	1	0	0	0	9	22.2	CLAUDE GIROUX	4	3	1	4	3	2	1	0	0	0	13	23.1
MIKE KNUBLE	3	2	3	5	3	0	0	0	0	0	7	28.6	ANDREAS NODL	4	2	2	4	3	0	0	0	0	0	7	28.6
MARCUS JOHANSSON	3	2	2	4	1	0	0	0	0	0	7	28.6	JEFF CARTER	4	2	1	3	5	2	0	0	0	0	12	16.7
JASON CHIMERA	4	1	3	4	2	0	1	0	0	0	14	7.1	ANDREJ MESZAROS	4	1	2	3	5	0	0	0	1	0	10	10.0
ALEX OVECHKIN	3	1	2	3	-1	0	0	0	0	0	12	8.3	DANNY BRIERE	4	1	2	3	2	2	0	0	0	0	12	8.3
BROOKS LAICH	4	0	3	3	-4	4	0	0	0	0	9	0.0	MATT CARLE	4	0	3	3	6	0	0	0	0	0	4	0.0
ERIC FEHR	3	2	0	2	-3	2	1	0	0	0	10	20.0	KIMMO TIMONEN	4	0	3	3	0	2	0	0	0	0	4	0.0
ALEXANDER SEMIN	3	1	1	2	-2	10	1	0	0	0	12	8.3	MIKE RICHARDS	4	1	1	2	1	2	0	0	0	0	11	9.1
MIKE GREEN	3	1	0	1	-1	0	1	0	1	0	7	14.3	VILLE LEINO	4	1	1	2	-1	4	0	0	0	0	9	11.1
DENNIS WIDEMAN	1	1	0	1	-1	0	1	0	0	0	3	33.3	CHRIS PRONGER	2	0	2	2	0	4	0	0	0	0	4	0.0
TOMAS FLEISCHMANN	2	0	1	1	-1	0	0	0	0	0	7	0.0	KRIS VERSTEEG	1	1	0	1	1	0	0	0	0	0	5	20.0
TYLER SLOAN	2	0	1	1	0	0	0	0	0	0	2	0.0	NIKOLAI ZHERDEV	3	1	0	1	-1	0	0	0	0	0	9	11.1
MATT HENDRICKS	4	0	1	1	-3	0	0	0	0	0	6	0.0	BRAYDON COBURN	4	0	1	1	0	2	0	0	0	0	2	0.0
JOHN ERSKINE	4	0	1	1	-1	0	0	0	0	0	0	0.0	SCOTT HARTNELL	4	0	1	1	2	4	0	0	0	0	8	0.0
SCOTT HANNAN	2	0	1	1	-1	0	0	0	0	0	1	0.0	JAMES VAN RIEMSDYK	3	0	1	1	2	0	0	0	0	0	4	0.0
MATT BRADLEY	3	0	1	1	0	2	0	0	0	0	0	0.0	SEAN O'DONNELL	4	0	0	0	-1	4	0	0	0	0	1	0.0
JEFF SCHULTZ	4	0	0	0	0	0	0	0	0	0	0	0.0	DANIEL CARCILLO	2	0	0	0	-2	2	0	0	0	0	2	0.0
BOYD GORDON	4	0	0	0	-2	0	0	0	0	0	2	0.0	MATT WALKER	1	0	0	0	0	0	0	0	0	0	0	0.0
MARCO STURM	1	0	0	0	-1	0	0	0	0	0	0	0.0	BLAIR BETTS	4	0	0	0	0	0	0	0	0	0	2	0.0
DAVID STECKEL	3	0	0	0	-1	2	0	0	0	0	1	0.0	NICK BOYNTON	1	0	0	0	0	0	0	0	0	0	0	0.0
JAY BEAGLE	2	0	0	0	-2	2	0	0	0	0	2	0.0	JODY SHELLEY	3	0	0	0	0	5	0	0	0	0	1	0.0
MATHIEU PERREault	1	0	0	0	0	0	0	0	0	0	1	0.0	DARROLL POWE	4	0	0	0	-1	0	0	0	0	0	3	0.0
D.J. KING	1	0	0	0	0	5	0	0	0	0	0	0.0													
JOHN CARLSON	4	0	0	0	-3	4	0	0	0	0	7	0.0													
KARL ALZNER	4	0	0	0	-3	2	0	0	0	0	5	0.0													

GOALTENDER	GP	MIN	GA	GAA	SO	W	L	OT	SA	SV%	GOALTENDER	GP	MIN	GA	GAA	SO	W	L	OT	SA	SV%
BRADEN HOLTBY	1	60	2	1.98	0	1	0	0	25	.920	SERGEI BOBROVSKY	3	142	8	3.36	0	1	0	1	73	.890
MICHAL NEUVIRTH	3	149	9	3.60	0	1	0	1	76	.882	BRIAN BOUCHER	2	108	5	2.77	0	1	0	1	51	.902
SEMYON VARLAMOV	1	41	2	2.92	0	0	0	1	22	.909											

POWER PLAY	6 - 15 (40%)	PENALTY KILLING	14 - 15 (93.3%)	POWER PLAY	1 - 15 (6.7%)	PENALTY KILLING	9 - 15 (60%)
------------	--------------	-----------------	-----------------	------------	---------------	-----------------	--------------





# Phoenix Coyotes

## CLUB INFORMATION

**Founded** ..... 1972-73 (WHA), 1979-80 (Winnipeg), 1996-97 (Phoenix)  
**Home Arena** ..... Jobing.com Arena (17,135)  
**Stanley Cups** ..... none  
**Chief Operating Officer** ..... Mike Nealy  
**Executive Vice President and General Manager** ..... Don Maloney  
**Head Coach** ..... Dave Tippett  
**Associate Coach** ..... Jim Playfair  
**Assistant Coach** ..... John Anderson  
**Senior Director of Communications** ..... Rich Nairn  
**2010-11 Record** ..... 43-26-13 (99 points)  
**2010-11 Finish** ..... 3rd, Pacific Division  
**2010-11 Playoffs** ..... W. Conf. quarterfinals (def. by DET, 4-0)

Jobing.com Arena  
 9400 W. Maryland Ave.  
 Glendale, AZ 85305  
 623.772.3200  
 Fax: 623.872.2000  
 www.phoenixcoyotes.com



## 2011-12 MEETING

Nov. 21 at Washington

## ALL-TIME SERIES HISTORY

YEAR	TOTALS								HOME								AWAY							
	GP	W	L	T	OT	PTS	GF	GA	GP	W	L	T	OT	PTS	GF	GA	GP	W	L	T	OT	PTS	GF	GA
79-80	4	3	0	1	-	7	18	11	2	2	0	0	-	4	11	7	2	1	0	1	-	3	7	4
80-81	4	3	0	1	-	7	17	11	2	2	0	0	-	4	8	4	2	1	0	1	-	3	9	7
81-82	3	2	1	0	-	4	13	9	1	1	0	0	-	2	7	3	2	1	1	0	-	2	6	6
82-83	3	1	0	2	-	4	12	7	2	1	0	1	-	3	9	4	1	0	0	1	-	1	3	3
83-84	3	2	1	0	-	4	18	10	1	1	0	0	-	2	8	3	2	1	1	0	-	2	10	7
84-85	3	1	2	0	-	2	14	14	2	1	1	0	-	2	11	9	1	0	1	0	-	0	3	5
85-86	3	1	1	1	-	3	16	17	1	1	0	0	-	2	5	3	2	0	1	1	-	1	11	14
86-87	3	1	1	1	-	3	11	10	2	1	1	0	-	2	8	7	1	0	0	1	-	1	3	3
87-88	3	1	2	0	-	2	10	6	1	0	1	0	-	0	2	3	2	1	1	0	-	2	8	3
88-89	3	2	1	0	-	4	14	9	2	2	0	0	-	4	12	6	1	0	1	0	-	0	2	3
89-90	3	0	3	0	-	0	8	16	1	0	1	0	-	0	3	4	2	0	2	0	-	0	5	12
90-91	3	2	1	0	-	4	7	6	2	1	1	0	-	2	5	5	1	1	0	0	-	2	2	1
91-92	3	0	2	1	-	1	11	13	1	0	0	1	-	1	3	3	2	0	2	0	-	0	8	10
92-93	2	1	1	0	-	2	10	12	1	1	0	0	-	2	8	6	1	0	1	0	-	0	2	6
93-94	2	1	1	0	-	2	8	9	1	1	0	0	-	2	4	3	1	0	1	0	-	0	4	6
94-95	Teams did not meet in 1994-95																							
95-96	2	1	0	1	-	3	7	2	1	0	0	1	-	1	1	1	1	1	0	0	-	2	6	1
96-97	2	1	1	0	-	2	6	4	1	1	0	0	-	2	3	0	1	0	1	0	-	0	3	4
97-98	2	1	0	1	-	3	5	4	1	1	0	0	-	2	2	1	1	0	0	1	-	1	3	3
98-99	2	0	2	0	-	0	3	6	1	0	1	0	-	0	1	2	1	0	1	0	-	0	2	4
99-00	2	1	0	1	0	3	5	4	1	1	0	0	0	2	3	2	1	0	0	1	0	1	2	2
00-01	1	0	0	1	0	1	2	2	1	0	0	1	0	1	2	2	0	0	0	0	0	0	0	0
01-02	2	0	1	1	0	1	4	7	1	0	0	1	0	1	2	2	1	0	1	0	0	0	2	5
02-03	2	1	0	0	1	3	5	5	1	0	0	0	1	1	1	2	1	1	0	0	0	2	4	3
03-04	1	0	1	0	0	0	0	3	1	0	1	0	0	0	0	3	0	0	0	0	0	0	0	0
05-06	1	1	0	-	0	2	6	1	0	0	0	-	0	0	0	0	1	1	0	-	0	2	6	1
06-07	1	0	1	-	0	0	2	3	1	0	1	-	0	0	2	3	0	0	0	-	0	0	0	0
07-08	Teams did not meet in 2007-08																							
08-09	1	0	1	-	0	0	1	2	0	0	0	-	0	0	0	0	1	0	1	-	0	0	1	2
09-10	1	1	0	-	0	2	4	2	1	1	0	-	0	2	4	2	0	0	0	-	0	0	0	0
10-11	1	0	1	-	0	0	2	3	0	0	0	-	0	0	0	0	1	0	1	-	0	0	2	3
<b>Totals</b>	<b>66</b>	<b>28</b>	<b>25</b>	<b>12</b>	<b>1</b>	<b>69</b>	<b>239</b>	<b>208</b>	<b>33</b>	<b>19</b>	<b>8</b>	<b>5</b>	<b>1</b>	<b>44</b>	<b>125</b>	<b>90</b>	<b>33</b>	<b>9</b>	<b>17</b>	<b>7</b>	<b>0</b>	<b>25</b>	<b>114</b>	<b>118</b>

## SERIES INFORMATION

	Overall	at Washington	at Phoenix
All-Time Series (W-L-T-OT)	WSH leads, 28-25-12-1	WSH leads, 19-8-5-1	WSH trails, 9-17-7-0
Current Streak	1 PHX win (2/14/11)	1 WSH win (1/23/10)	2 PHX wins (10/23/08-2/14/11)
Last Washington Win	1/23/10 (4-2)	1/23/10 (4-2)	1/16/06 (6-1)
Last Phoenix Win	2/14/11 (3-2)	1/1/07 (3-2)	2/14/11 (3-2)
Last Tie	11/2/01 (2-2)	11/2/01 (2-2)	10/23/99 (2-2)
Last Overtime Game	1/1/03 (L, 2-1)	1/1/03 (L, 2-1)	10/23/99 (T, 2-2)
Overtime Record	1-3-7	1-1-3	0-2-4
Last 10 Games (W-L-T-OT)	3-5-1-1	4-3-2-1	3-5-2-0
Longest Unbeaten Streak	9 (11/2/79-12/4/81)	8 (11/7/79-1/17/84)	4 (11/2/79-12/31/80)
Longest Winning Streak	4 (11/7/79-10/10/80)	5 (11/7/79-12/4/81)	2 (12/13/02-1/16/06)
Longest Winless Streak	4 (10/27/91-10/26/92)	5 (11/14/00-1/1/07)	6 (2/19/84-10/30/87)
Longest Losing Streak	3 (10/25/89-1/23/90)	3 (1/1/03-1/1/07)	4 (10/27/91-10/6/93)
Washington Shutouts (Last)	2 (1/3/97)	1 (1/3/97)	1 (2/19/88)
Phoenix Shutouts (Last)	2 (1/7/04)	1 (1/7/04)	1 (1/20/82)
Last Washington Hat Trick	S. Konowalchuk (12/10/95)	D. Maruk (12/4/81)	S. Konowalchuk (12/10/95)
Last Phoenix Hat Trick	D. Langkow (10/13/01)	T. Selanne (12/11/92)	D. Langkow (10/13/01)
Most Washington Goals	8 (two times)	8 (two times)	7 (two times)
Most Phoenix Goals	7 (three times)	7 (12/7/84)	7 (two times)



# Phoenix Coyotes

2010-11  
WASHINGTON CAPITALS VS. PHOENIX COYOTES  
CAPITALS LOST SEASON SERIES, 0-1-0 • PHOENIX 1-0-0

WASHINGTON	COYOTES					CAPITALS					ATTEND	GOALTENDERS										W. GOAL				
FEB 14, 2011	3					2					13,856	ILYA BRYZGALOV / MICHAL NEUVIRTH										VERNON FIDDLER				
CAPITALS	GP	G	A	P	+/-	PIM	PP	SH	GW	EN	S	%	COYOTES	GP	G	A	P	+/-	PIM	PP	SH	GW	EN	S	%	
MATT BRADLEY	1	1	0	1	0	0	0	0	0	0	1	100.0	RAY WHITNEY	1	1	1	2	0	0	1	0	0	0	1	100.0	
MARCUS JOHANSSON	1	1	0	1	1	0	0	0	0	0	1	100.0	RADIM VRBATA	1	0	2	2	0	2	0	0	0	0	2	0.0	
JEFF SCHULTZ	1	0	1	1	0	0	0	0	0	0	0	0.0	VERNON FIDDLER	1	1	0	1	1	0	0	0	1	0	1	100.0	
ALEXANDER SEMIN	1	0	1	1	1	0	0	0	0	0	2	0.0	MARTIN HANZAL	1	1	0	1	0	0	0	0	0	0	1	100.0	
BROOKS LAICH	1	0	1	1	1	0	0	0	0	0	2	0.0	SCOTTIE UPSHALL	1	0	1	1	1	0	0	0	0	0	1	0.0	
DAVID STECKEL	1	0	1	1	0	0	0	0	0	0	0	0.0	SHANE DOAN	1	0	1	1	-1	0	0	0	0	0	0	0.0	
ALEX OVECHKIN	1	0	0	0	0	0	0	0	0	0	6	0.0	KEITH YANDLE	1	0	1	1	1	0	0	0	0	0	0	0.0	
BOYD GORDON	1	0	0	0	0	0	0	0	0	0	3	0.0	LEE STEMPIAK	1	0	0	0	1	0	0	0	0	0	0	0.0	
TYLER SLOAN	1	0	0	0	0	0	0	0	0	0	0	0.0	PAUL BISSONNETTE	1	0	0	0	0	2	0	0	0	0	0	0.0	
MATT HENDRICKS	1	0	0	0	-1	0	0	0	0	0	1	0.0	TAYLOR PYATT	1	0	0	0	-1	0	0	0	0	0	3	0.0	
JOHN ERSKINE	1	0	0	0	0	0	0	0	0	0	0	0.0	MICHAL ROZSIVAL	1	0	0	0	0	0	0	0	0	0	0	0.0	
JASON CHIMERA	1	0	0	0	-1	0	0	0	0	0	1	0.0	ERIC BELANGER	1	0	0	0	-1	2	0	0	0	0	3	0.0	
SCOTT HANNAN	1	0	0	0	0	2	0	0	0	0	1	0.0	DEREK MORRIS	1	0	0	0	0	2	0	0	0	0	0	0.0	
MIKE KNUBLE	1	0	0	0	0	0	0	0	0	0	3	0.0	ED JOVANOVSKI	1	0	0	0	-1	0	0	0	0	0	1	0.0	
JOHN CARLSON	1	0	0	0	0	0	0	0	0	0	2	0.0	ADRIAN AUCOIN	1	0	0	0	0	0	0	0	0	0	3	0.0	
KARL ALZNER	1	0	0	0	0	0	0	0	0	0	1	0.0	MIKKEL BOEDKER	1	0	0	0	0	0	0	0	0	0	0	0.0	
MATHIEU PERREAULT	1	0	0	0	-1	0	0	0	0	0	5	0.0	SAMI LEPISTO	1	0	0	0	0	2	0	0	0	0	2	0.0	
NICKLAS BACKSTROM	1	0	0	0	0	4	0	0	0	0	2	0.0	LAURI KORPIKOSKI	1	0	0	0	0	0	0	0	0	0	0	0.0	
GOALTENDER	GP	MIN	GA	GAA	SO	W	L	OT	SA	SV%	GOALTENDER	GP	MIN	GA	GAA	SO	W	L	OT	SA	SV%					
MICHAL NEUVIRTH	1	59	3	3.05	0	0	1	0	18	.833	ILYA BRYZGALOV	1	60	2	2.00	0	1	0	0	31	.935					
POWER PLAY	0 - 5 (0%)			PENALTY KILLING			2 - 3 (66.7%)			POWER PLAY	1 - 3 (33.3%)			PENALTY KILLING			5 - 5 (100%)									



# Pittsburgh Penguins

## CLUB INFORMATION

**Founded** .....1967-68  
**Home Arena** ..... CONSOL Energy Center (18,387)  
**Stanley Cups**..... 3 (most recent, 2009)  
**Executive Vice President & General Manager**..... Ray Shero  
**Head Coach**..... Dan Bylsma  
**Assistant Coaches**..... Tony Granato, Todd Reirden  
**Director of Communications**..... Jennifer Bullano  
**2010-11 Record** ..... 48-25-8 (104 points)  
**2010-11 Finish** ..... 2nd, Atlantic Division  
**2009-10 Playoffs** ..... E. Conf. quarterfinals (def. by TB, 4-3)

CONSOL Energy Center  
 1001 Fifth Avenue  
 Pittsburgh, PA 15219  
 412.642.1300  
 Fax: 412.255.1980  
 www.pittsburghpenguins.com



## 2011-12 MEETINGS

Oct. 13 at Pittsburgh  
 Dec. 1 at Washington  
 Jan. 11 at Washington  
 Jan. 22 at Pittsburgh

## ALL-TIME SERIES HISTORY

	TOTALS									HOME									AWAY								
YEAR	GP	W	L	T	OT	PTS	GF	GA		GP	W	L	T	OT	PTS	GF	GA		GP	W	L	T	OT	PTS	GF	GA	
74-75	6	1	5	0	-	2	13	36		3	1	2	0	-	2	10	13		3	0	3	0	-	0	3	23	
75-76	6	1	4	1	-	3	23	36		3	0	2	1	-	1	11	17		3	1	2	0	-	2	12	19	
76-77	6	4	1	1	-	9	22	16		3	2	0	1	-	5	12	8		3	2	1	0	-	4	10	8	
77-78	6	4	1	1	-	9	20	15		3	2	1	0	-	4	7	7		3	2	0	1	-	5	13	8	
78-79	8	3	4	1	-	7	28	32		4	2	2	0	-	4	17	18		4	1	2	1	-	3	11	14	
79-80	4	1	3	0	-	2	10	16		2	1	1	0	-	2	9	7		2	0	2	0	-	0	1	9	
80-81	4	1	2	1	-	3	14	18		2	0	2	0	-	0	7	13		2	1	0	1	-	3	7	5	
81-82	8	2	5	1	-	5	33	40		4	1	3	0	-	2	17	19		4	1	2	1	-	3	16	21	
82-83	7	5	1	1	-	11	36	23		4	3	0	1	-	7	22	13		3	2	1	0	-	4	14	10	
83-84	7	6	1	0	-	12	28	12		3	2	1	0	-	4	15	5		4	4	0	0	-	8	13	7	
84-85	7	6	0	1	-	13	44	20		4	4	0	0	-	8	29	9		3	2	0	1	-	5	15	11	
85-86	7	6	1	0	-	12	27	22		3	3	0	0	-	6	14	9		4	3	1	0	-	6	13	13	
86-87	7	3	4	0	-	6	26	30		4	3	1	0	-	6	15	13		3	0	3	0	-	0	11	17	
87-88	7	1	5	1	-	3	23	32		3	1	2	0	-	2	13	14		4	0	3	1	-	1	10	18	
88-89	7	3	4	0	-	6	35	31		4	2	2	0	-	4	19	13		3	1	2	0	-	2	16	18	
89-90	7	2	5	0	-	4	28	34		3	1	2	0	-	2	14	16		4	1	3	0	-	2	14	18	
90-91	7	2	4	1	-	5	26	29		4	1	2	1	-	3	19	22		3	1	2	0	-	2	7	7	
91-92	7	5	2	0	-	10	35	21		4	3	1	0	-	6	19	15		3	2	1	0	-	4	16	6	
92-93	7	1	5	1	-	3	22	32		4	1	2	1	-	3	11	14		3	0	3	0	-	0	11	18	
93-94	4	2	1	1	-	5	18	14		2	1	0	1	-	3	11	7		2	1	1	0	-	2	7	7	
94-95	4	2	2	0	-	4	11	10		2	1	1	0	-	2	8	6		2	1	1	0	-	2	3	4	
95-96	4	1	3	0	-	2	8	12		2	1	1	0	-	2	6	5		2	0	2	0	-	0	2	7	
96-97	4	1	3	0	-	2	11	14		2	1	1	0	-	2	7	7		2	0	2	0	-	0	4	7	
97-98	4	1	1	2	-	4	9	9		2	0	1	1	-	1	3	6		2	1	0	1	-	3	6	3	
98-99	4	2	2	0	-	4	12	17		2	2	0	0	-	4	9	7		2	0	2	0	-	0	3	10	
99-00	4	1	2	0	1	3	8	12		2	1	0	0	1	3	6	6		2	0	2	0	0	0	2	6	
00-01	4	2	2	0	0	4	13	14		2	1	1	0	0	2	7	8		2	1	1	0	0	2	6	6	
01-02	4	0	2	2	0	2	11	16		2	0	0	2	0	2	6	6		2	0	2	0	0	0	5	10	
02-03	4	3	1	0	0	6	13	8		2	2	0	0	0	4	7	4		2	1	1	0	0	2	6	4	
03-04	4	2	2	0	0	4	12	13		2	2	0	0	0	4	8	5		2	0	2	0	0	0	4	8	
05-06	4	1	3	-	0	2	14	22		2	1	1	-	0	2	9	9		2	0	2	-	0	0	5	13	
06-07	4	0	3	-	1	1	9	14		2	0	1	-	1	1	7	9		2	0	2	-	0	0	2	5	
07-08	4	1	2	-	1	3	12	15		2	0	2	-	0	0	3	6		2	1	0	-	1	3	9	9	
08-09	4	3	0	-	1	7	18	12		2	1	0	-	1	3	8	6		2	2	0	-	0	4	10	6	
09-10	4	4	0	-	0	8	21	13		2	2	0	-	0	4	9	7		2	2	0	-	0	4	12	6	
10-11	4	3	0	-	1	7	9	4		2	1	0	-	1	3	5	3		2	2	0	-	0	4	4	1	
Totals	193	86	86	16	5	193	702	714		98	50	35	9	4	113	399	352		95	36	51	7	1	80	303	362	

## SERIES INFORMATION

### All-Time Series (W-L-T-OT)

Current Streak  
 Last Washington Win  
 Last Pittsburgh Win  
 Last Tie  
 Last Overtime Game  
 Overtime Record  
 Last 10 Games (W-L-OT)  
 Longest Unbeaten Streak  
 Longest Winning Streak  
 Longest Winless Streak  
 Longest Losing Streak  
 Washington Shutouts (Last)  
 Pittsburgh Shutouts (Last)  
 Last Washington Hat Trick  
 Last Pittsburgh Hat Trick  
 Most Washington Goals  
 Most Pittsburgh Goals

### Overall

Series tied, 86-86-16-5  
 3 WSH wins (1/1/11-2/21/11)  
 2/21/11 (1-0)  
 12/23/10 (3-2 so)  
 12/22/01 (4-4)  
 12/23/10 (L, 3-2 so)  
 6-10-9  
 8-0-2  
 15 (10/25/83-11/20/85)  
 9 (12/2/84-11/20/85)  
 8 (11/28/92-11/26/93)  
 7 (2/2/88-11/30/98)  
 6 (2/21/11)  
 7 (2/3/07)  
 A. Ovechkin (2/7/10)  
 M. Straka (1/8/01)  
 9 (two times)  
 12 (3/15/75)

### at Washington

WSH leads, 50-35-9-4  
 1 WSH win (2/6/11)  
 2/6/11 (3-0)  
 12/23/10 (3-2 ot)  
 12/22/01 (4-4)  
 12/23/10 (L, 3-2)  
 4-6-6  
 4-3-3  
 9 (3/1/84-4/1/86)  
 9 (3/1/84-4/1/86)  
 4 (two times)  
 4 (12/11/06-3/9/08)  
 3 (2/6/11)  
 2 (10/14/83)  
 A. Ovechkin (2/7/10)  
 M. Straka (1/8/01)  
 9 (two times)  
 7 (eight times)

### at Pittsburgh

WSH trails, 36-51-7-1  
 7 WSH wins (1/21/08-2/21/11)  
 2/21/11 (1-0)  
 12/27/07 (4-3 ot)  
 2/4/98 (2-2)  
 1/21/08 (W, 6-5 so)  
 2-4-3  
 5-4-1  
 11 (12/18/82-11/20/85)  
 6 (12/18/82-3/5/84)  
 9 (10/9/86-11/30/88)  
 7 (3/16/04-12/27/07)  
 3 (2/21/11)  
 5 (2/3/07)  
 R. Burridge (3/15/94)  
 M. Lemieux (3/18/93)  
 8 (10/29/91)  
 12 (3/15/75)



# Pittsburgh Penguins

## 2010-11 WASHINGTON CAPITALS VS. PITTSBURGH PENGUINS CAPITALS WON SEASON SERIES, 3-0-1 • PITTSBURGH 1-3-0

PITTSBURGH	PENGUINS	CAPITALS	ATTEND	GOALTENDERS	W. GOAL
JAN 1, 2011	1	3	68,111	SEMYON VARLAMOV / MARC-ANDRE FLEURY	ERIC FEHR
FEB 21, 2011	0	1	18,263	MICHAL NEUVIRTH / MARC-ANDRE FLEURY	ALEX OVECHKIN

WASHINGTON	PENGUINS	CAPITALS	ATTEND	GOALTENDERS	W. GOAL
DEC 23, 2010	3	2	18,398	MARC-ANDRE FLEURY / MICHAL NEUVIRTH	PASCAL DUPUIS
FEB 6, 2011	0	3	18,398	MICHAL NEUVIRTH / MARC-ANDRE FLEURY	BROOKS LAICH

CAPITALS	GP	G	A	P	+/-	PIM	PP	SH	GW	EN	S	%	PENGUINS	GP	G	A	P	+/-	PIM	PP	SH	GW	EN	S	%
MIKE KNUBLE	4	3	1	4	0	2	1	1	0	1	12	25.0	EVGENI MALKIN	2	1	1	2	0	2	0	0	0	0	10	10.0
MARCUS JOHANSSON	4	1	2	3	4	0	0	1	0	0	3	33.3	SIDNEY CROSBY	2	1	1	2	0	0	0	0	0	0	10	10.0
ERIC FEHR	2	2	0	2	1	0	0	0	1	0	7	28.6	KRIS LETANG	4	0	2	2	-1	0	0	0	0	0	16	0.0
MIKE GREEN	3	1	1	2	-1	2	1	0	0	0	6	16.7	CHRIS KUNITZ	3	1	0	1	0	0	0	0	0	0	4	25.0
BROOKS LAICH	4	1	1	2	1	4	0	0	1	0	10	10.0	PAUL MARTIN	3	0	1	1	-1	2	0	0	0	0	7	0.0
NICKLAS BACKSTROM	4	0	2	2	-2	2	0	0	0	0	8	0.0	ALEX GOLIGOSKI	3	0	0	0	-3	2	0	0	0	0	3	0.0
JOHN ERSKINE	4	0	2	2	1	9	0	0	0	0	5	0.0	BRETT STERLING	1	0	0	0	0	0	0	0	0	0	2	0.0
JASON CHIMERA	4	0	2	2	2	2	0	0	0	0	7	0.0	MAXIME TALBOT	4	0	0	0	-2	4	0	0	0	0	10	0.0
ALEX OVECHKIN	4	1	0	1	-1	2	1	0	1	0	22	4.5	DUSTIN JEFFREY	1	0	0	0	-1	0	0	0	0	0	0	0.0
MATHIEU PERREAULT	4	0	1	1	0	6	0	0	0	0	6	0.0	RYAN CRAIG	1	0	0	0	0	5	0	0	0	0	1	0.0
ALEXANDER SEMIN	3	0	1	1	-1	2	0	0	0	0	5	0.0	ERIC TANGRADI	1	0	0	0	0	2	0	0	0	0	0	0.0
JEFF SCHULTZ	3	0	1	1	3	0	0	0	0	0	1	0.0	ZBYNEK MICHALEK	4	0	0	0	-1	2	0	0	0	0	8	0.0
MATT HENDRICKS	2	0	1	1	1	2	0	0	0	0	3	0.0	BEN LOVEJOY	1	0	0	0	0	0	0	0	0	0	1	0.0
JAY BEAGLE	3	0	0	0	1	0	0	0	0	0	3	0.0	DERYK ENGELLAND	4	0	0	0	-1	0	0	0	0	0	3	0.0
KARL ALZNER	4	0	0	0	0	0	0	0	0	0	2	0.0	MARK LETESTU	2	0	0	0	0	0	0	0	0	0	3	0.0
ANDREW GORDON	1	0	0	0	0	0	0	0	0	0	0	0.0	TIM WALLACE	2	0	0	0	0	5	0	0	0	0	1	0.0
D.J. KING	1	0	0	0	0	0	0	0	0	0	0	0.0	BROOKS ORPIK	4	0	0	0	1	0	0	0	0	0	2	0.0
TYLER SLOAN	1	0	0	0	0	0	0	0	0	0	0	0.0	BRIAN STRAIT	1	0	0	0	0	0	0	0	0	0	0	0.0
DAVID STECKEL	4	0	0	0	1	5	0	0	0	0	6	0.0	ERIC GODARD	1	0	0	0	0	0	0	0	0	0	0	0.0
BOYD GORDON	2	0	0	0	0	0	0	0	0	0	2	0.0	JORDAN STAAL	3	0	0	0	-1	2	0	0	0	0	7	0.0
MATT BRADLEY	2	0	0	0	0	7	0	0	0	0	2	0.0	MIKE RUPP	4	0	0	0	-1	9	0	0	0	0	4	0.0
SCOTT HANNAN	4	0	0	0	3	2	0	0	0	0	3	0.0	CHRIS CONNER	3	0	0	0	-2	2	0	0	0	0	2	0.0
TOM POTI	1	0	0	0	0	0	0	0	0	0	0	0.0	PASCAL DUPUIS	4	0	0	0	1	0	0	0	0	0	8	0.0
JOHN CARLSON	4	0	0	0	0	0	0	0	0	0	1	0.0	JOE VITALE	1	0	0	0	0	2	0	0	0	0	2	0.0
													MATT COOKE	4	0	0	0	0	8	0	0	0	0	5	0.0
													CRAIG ADAMS	4	0	0	0	-1	0	0	0	0	0	1	0.0
													ARRON ASHAM	1	0	0	0	0	0	0	0	0	0	0	0.0
													TYLER KENNEDY	4	0	0	0	-3	2	0	0	0	0	11	0.0

GOALTENDER	GP	MIN	GA	GAA	SO	W	L	OT	SA	SV%	GOALTENDER	GP	MIN	GA	GAA	SO	W	L	OT	SA	SV%
MICHAL NEUVIRTH	3	185	2	.65	2	2	0	1	88	.977	MARC-ANDRE FLEURY	4	241	8	1.99	0	1	3	0	113	.929
SEMYON VARLAMOV	1	60	1	1.00	0	1	0	0	33	.970											

POWER PLAY	3 - 15 (20%)	PENALTY KILLING	14 - 14 (100%)	POWER PLAY	0 - 14 (0%)	PENALTY KILLING	12 - 15 (80%)
------------	--------------	-----------------	----------------	------------	-------------	-----------------	---------------





# St. Louis Blues

## CLUB INFORMATION

**Founded** .....1967-68  
**Home Arena** .....Scottrade Center (19,150)  
**Stanley Cups**..... none  
**President of Hockey Operations**..... John Davidson  
**Executive Vice President and General Manager**..... Doug Armstrong  
**Head Coach**.....Davis Payne  
**Assistant Coaches**.....Ray Bennett, Scott Mellanby, Brad Shaw  
**Vice President of Public Relations**.....Mike Caruso  
**2010-11 Record**..... 38-33-11 (87 points)  
**2010-11 Finish**..... 4th, Central Division  
**2010-11 Playoffs**..... DNQ

Scottrade Center  
 1401 Clark Ave.  
 St. Louis, MO 63103  
 314.622.2500  
 Fax: 314.622.2582  
 www.stlouisblues.com



**2011-12 MEETING**  
 Nov. 29 at Washington

## ALL-TIME SERIES HISTORY

YEAR	TOTALS								HOME								AWAY							
	GP	W	L	T	OT	PTS	GF	GA	GP	W	L	T	OT	PTS	GF	GA	GP	W	L	T	OT	PTS	GF	GA
74-75	4	0	4	0	-	0	6	25	2	0	2	0	-	0	3	10	2	0	2	0	-	0	3	15
75-76	4	0	4	0	-	0	7	20	2	0	2	0	-	0	3	7	2	0	2	0	-	0	4	13
76-77	4	3	1	0	-	6	14	10	2	2	0	0	-	4	8	4	2	1	1	0	-	2	6	6
77-78	4	1	1	2	-	4	9	9	2	1	1	0	-	2	4	4	2	0	0	2	-	2	5	5
78-79	4	2	2	0	-	4	14	16	2	1	1	0	-	2	8	8	2	1	1	0	-	2	6	8
79-80	4	2	2	0	-	4	14	18	2	2	0	0	-	4	11	7	2	0	2	0	-	0	3	11
80-81	4	0	2	2	-	2	12	16	2	0	1	1	-	1	5	6	2	0	1	1	-	1	7	10
81-82	3	2	1	0	-	4	21	12	2	2	0	0	-	4	17	5	1	0	1	0	-	0	4	7
82-83	3	1	1	1	-	3	12	12	1	0	1	0	-	0	3	4	2	1	0	1	-	3	9	8
83-84	3	2	1	0	-	4	12	8	2	1	1	0	-	2	8	6	1	1	0	0	-	2	4	2
84-85	3	2	0	1	-	5	14	10	1	1	0	0	-	2	7	5	2	1	0	1	-	3	7	5
85-86	3	3	0	0	-	6	14	9	2	2	0	0	-	4	9	5	1	1	0	0	-	2	5	4
86-87	3	2	0	1	-	5	14	10	1	1	0	0	-	2	5	3	2	1	0	1	-	3	9	7
87-88	3	0	2	1	-	1	5	9	2	0	1	1	-	1	4	6	1	0	1	0	-	0	1	3
88-89	3	2	0	1	-	5	13	10	1	1	0	0	-	2	4	3	2	1	0	1	-	3	9	7
89-90	3	0	2	1	-	1	2	6	2	0	1	1	-	1	2	5	1	0	1	0	-	0	0	1
90-91	3	0	2	1	-	1	7	12	1	0	1	0	-	0	1	2	2	0	1	1	-	1	6	10
91-92	3	2	1	0	-	4	15	12	1	1	0	0	-	2	6	4	2	1	1	0	-	2	9	8
92-93	2	2	0	0	-	4	15	8	1	1	0	0	-	2	5	2	1	1	0	0	-	2	10	6
93-94	2	2	0	0	-	4	9	5	1	1	0	0	-	2	5	2	1	1	0	0	-	2	4	3
94-95	Teams did not meet in 1994-95																							
95-96	2	2	0	0	-	4	7	2	1	1	0	0	-	2	4	1	1	1	0	0	-	2	3	1
96-97	2	2	0	0	-	4	9	6	1	1	0	0	-	2	3	2	1	1	0	0	-	2	6	4
97-98	2	1	1	0	-	2	6	7	1	1	0	0	-	2	4	2	1	0	1	0	-	0	2	5
98-99	2	0	2	0	-	0	4	8	1	0	1	0	-	0	2	4	1	0	1	0	-	0	2	4
99-00	2	0	1	1	0	1	2	3	1	0	0	1	0	1	1	1	1	0	1	0	0	0	1	2
00-01	1	0	1	0	0	0	0	2	0	0	0	0	0	0	0	0	1	0	1	0	0	0	0	2
01-02	2	0	2	0	0	0	2	8	1	0	1	0	0	0	1	4	1	0	1	0	0	0	1	4
02-03	1	0	1	0	0	0	3	5	1	0	1	0	0	0	3	5	0	0	0	0	0	0	0	0
03-04	1	0	1	0	0	0	1	4	0	0	0	0	0	0	0	0	1	0	1	0	0	0	1	4
05-06	1	1	0	-	0	2	5	4	1	1	0	-	0	2	5	4	0	0	0	-	0	0	0	0
06-07	Teams did not meet in 2006-07																							
07-08	1	0	1	-	0	0	3	4	0	0	0	-	0	0	0	0	1	0	1	-	0	0	3	4
08-09	1	1	0	-	0	2	4	2	1	1	0	-	0	2	4	2	0	0	0	-	0	0	0	0
09-10	1	0	0	-	1	1	3	4	0	0	0	-	0	0	0	0	1	0	0	-	1	1	3	4
10-11	2	2	0	-	0	4	7	3	1	1	0	-	0	2	3	2	1	1	0	-	0	2	4	1
Totals	86	37	36	12	1	87	285	299	42	23	15	4	0	50	148	125	44	14	21	8	1	37	137	174

## SERIES INFORMATION

All-Time Series (W-L-T-OT)  
 Current Streak  
 Last Washington Win  
 Last St. Louis Win  
 Last Tie  
 Last Overtime Game  
 Overtime Record  
 Last 10 Games (W-L-T-OT)  
 Longest Unbeaten Streak  
 Longest Winning Streak  
 Longest Winless Streak  
 Longest Losing Streak  
 Washington Shutouts (Last)  
 St. Louis Shutouts (Last)  
 Last Washington Hat Trick  
 Last St. Louis Hat Trick  
 Most Washington Goals  
 Most St. Louis Goals

### Overall

WSH leads, 37-36-12-1  
 2 WSH wins (12/1/10-3/3/11)  
 3/3/11 (3-2)  
 2/13/10 (4-3 so)  
 1/1/00 (1-1)  
 2/13/10 (L, 4-3 so)  
 2-1-7  
 4-5-0-1  
 11 (3/25/84 - 12/20/87)  
 9 (3/17/92 - 3/25/97)  
 9 (11/28/98-10/18/03)  
 8 (12/7/74 - 2/13/76)  
 none  
 3 (11/2/00)  
 D. Khristich (2/11/93)  
 B. Hull (2/27/92)  
 10 (2/11/93)  
 9 (11/15/75)

### at Washington

WSH leads, 23-15-4-0  
 3 WSH wins (1/19/06-3/3/11)  
 3/3/11 (3-2)  
 1/28/03 (5-3)  
 1/1/00 (1-1)  
 1/19/06 (W, 5-4 so)  
 2-0-3  
 6-3-1-0  
 6 (3/17/92 - 12/29/97)  
 6 (3/17/92 - 12/29/97)  
 4 (two times)  
 4 (12/8/74-2/13/76)  
 none  
 1 (2/13/76)  
 M. Gartner (10/29/85)  
 none  
 9 (2/25/82)  
 7 (2/23/75)

### at St. Louis

WSH trails, 14-21-8-1  
 1 WSH win (12/1/10)  
 12/1/10 (4-1)  
 2/13/10 (4-3 so)  
 12/20/90 (3-3)  
 2/13/10 (L, 4-3 so)  
 0-1-4  
 2-7-0-1  
 9 (10/30/82-3/14/87)  
 4 (2/11/93-10/26/96)  
 8 (10/25/97-2/13/10)  
 8 (10/25/97-2/13/10)  
 none  
 2 (11/2/00)  
 D. Khristich (2/11/93)  
 B. Hull (2/27/92)  
 10 (2/11/93)  
 9 (11/15/75)



# St. Louis Blues

## 2010-11 WASHINGTON CAPITALS VS. ST. LOUIS BLUES CAPITALS WON SEASON SERIES, 2-0-0 • ST. LOUIS 0-2-0

<b>ST LOUIS</b>	<b>BLUES</b>	<b>CAPITALS</b>	<b>ATTEND</b>	<b>GOALTENDERS</b>	<b>W. GOAL</b>
DEC 1, 2010	1	4	19,150	SEMYON VARLAMOV / JAROSLAV HALAK	BOYD GORDON

<b>WASHINGTON</b>	<b>BLUES</b>	<b>CAPITALS</b>	<b>ATTEND</b>	<b>GOALTENDERS</b>	<b>W. GOAL</b>
MAR 3, 2011	2	3	18,398	MICHAL NEUVIRTH / TY CONKLIN	JASON ARNOTT

CAPITALS	GP	G	A	P	+/-	PIM	PP	SH	GW	EN	S	%	BLUES	GP	G	A	P	+/-	PIM	PP	SH	GW	EN	S	%
NICKLAS BACKSTROM	2	3	1	4	3	0	0	0	0	1	10	30.0	ALEX STEEN	2	2	0	2	-1	0	0	0	0	0	10	20.0
ALEX OVECHKIN	2	0	3	3	3	0	0	0	0	0	4	0.0	BRANDON CROMBEEN	2	1	1	2	2	0	0	0	0	0	2	50.0
BROOKS LAICH	2	1	1	2	1	0	1	0	0	0	2	50.0	CHRIS STEWART	1	0	1	1	-1	0	0	0	0	0	1	0.0
MIKE KNUBLE	2	0	2	2	2	2	0	0	0	0	3	0.0	ERIK JOHNSON	1	0	1	1	-2	0	0	0	0	0	3	0.0
ALEXANDER SEMIN	2	0	2	2	1	4	0	0	0	0	3	0.0	BARRET JACKMAN	2	0	1	1	1	0	0	0	0	0	3	0.0
SCOTT HANNAN	1	1	0	1	1	0	0	0	0	0	3	33.3	STEFAN DELLA ROVERE	1	0	0	0	0	0	0	0	0	0	0	0.0
JASON ARNOTT	1	1	0	1	1	2	0	0	1	0	4	25.0	CAM JANSSEN	1	0	0	0	-1	0	0	0	0	0	0	0.0
BOYD GORDON	2	1	0	1	0	0	0	0	1	0	1	100.0	ALEX PIETRANGELO	2	0	0	0	0	0	0	0	0	0	3	0.0
MATT HENDRICKS	2	0	1	1	1	0	0	0	0	0	4	0.0	JAY MCCLEMENT	1	0	0	0	-1	2	0	0	0	0	3	0.0
JOHN ERSKINE	2	0	1	1	1	0	0	0	0	0	1	0.0	KEVIN SHATTENKIRK	1	0	0	0	1	0	0	0	0	0	2	0.0
JOHN CARLSON	2	0	1	1	1	0	0	0	0	0	1	0.0	CARLO COLAIACOVO	2	0	0	0	-3	2	0	0	0	0	0	0.0
TOM POTI	1	0	1	1	1	2	0	0	0	0	0	0.0	PATRIK BERGLUND	2	0	0	0	-1	0	0	0	0	0	6	0.0
D.J. KING	1	0	1	1	1	0	0	0	0	0	0	0.0	BRAD WINCHESTER	1	0	0	0	0	0	0	0	0	0	0	0.0
DENNIS WIDEMAN	1	0	0	0	0	0	0	0	0	0	0	0.0	BRAD BOYES	1	0	0	0	-1	0	0	0	0	0	4	0.0
JASON CHIMERA	2	0	0	0	-2	0	0	0	0	0	4	0.0	ANDY MCDONALD	2	0	0	0	-2	0	0	0	0	0	8	0.0
MARCUS JOHANSSON	2	0	0	0	-1	0	0	0	0	0	3	0.0	MATT D'AGOSTINI	2	0	0	0	-1	0	0	0	0	0	5	0.0
MATT BRADLEY	2	0	0	0	0	5	0	0	0	0	6	0.0	RYAN REAVES	1	0	0	0	0	0	0	0	0	0	1	0.0
KARL ALZNER	2	0	0	0	0	0	0	0	0	0	2	0.0	ERIC BREWER	1	0	0	0	-1	0	0	0	0	0	2	0.0
MARCO STURM	1	0	0	0	-1	0	0	0	0	0	3	0.0	VLADIMIR SOBOTKA	1	0	0	0	-2	0	0	0	0	0	1	0.0
MIKE GREEN	1	0	0	0	1	2	0	0	0	0	0	0.0	DAVE SCATCHARD	1	0	0	0	0	0	0	0	0	0	0	0.0
JEFF SCHULTZ	2	0	0	0	1	2	0	0	0	0	0	0.0	T.J. OSHIE	1	0	0	0	1	0	0	0	0	0	0	0.0
ERIC FEHR	1	0	0	0	0	0	0	0	0	0	2	0.0	ADAM CRACKNELL	1	0	0	0	0	0	0	0	0	0	2	0.0
													ROMAN POLAK	1	0	0	0	-1	0	0	0	0	0	0	0.0
													CHRIS PORTER	1	0	0	0	1	0	0	0	0	0	2	0.0
													TYSON STRACHAN	2	0	0	0	-1	5	0	0	0	0	1	0.0
													DAVID BACKES	2	0	0	0	-3	0	0	0	0	0	6	0.0

GOALTENDER	GP	MIN	GA	GAA	SO	W	L	OT	SA	SV%	GOALTENDER	GP	MIN	GA	GAA	SO	W	L	OT	SA	SV%
MICHAL NEUVIRTH	1	60	2	2.00	0	1	0	0	27	.926	JAROSLAV HALAK	1	58	3	3.05	0	0	1	0	25	.880
SEMYON VARLAMOV	1	60	1	1.00	0	1	0	0	38	.974	TY CONKLIN	1	58	3	3.08	0	0	1	0	30	.900

POWER PLAY	1 - 3 (33.3%)	PENALTY KILLING	7 - 7 (100%)	POWER PLAY	0 - 7 (0%)	PENALTY KILLING	2 - 3 (66.7%)
------------	---------------	-----------------	--------------	------------	------------	-----------------	---------------



# San Jose Sharks

## CLUB INFORMATION

**Founded** .....1991-92  
**Home Arena** ..... HP Pavilion at San Jose (17,562)  
**Stanley Cups**..... none  
**Executive Vice President & General Manager**..... Doug Wilson  
**Head Coach**..... Todd McLellan  
**Assistant Coaches**..... Matt Shaw, Jay Woodcroft  
**Director of Media Relations**.....Scott Emmert  
 2010-11 Record ..... 48-25-9 (105 points)  
 2010-11 Finish ..... 1st, Pacific Division  
 2010-11 Playoffs ..... W. Conf. finals (def. by VAN, 4-1)

HP Pavillion at San Jose  
 525 West Santa Clara Street  
 San Jose, CA 95113  
 408.287.7070  
 Fax: 408.999.5797  
 www.sjsharks.com



## 2011-12 MEETINGS

Jan. 7 at San Jose  
 Feb. 13 at Washington

## ALL-TIME SERIES HISTORY

YEAR	TOTALS								HOME								AWAY							
	GP	W	L	T	OT	PTS	GF	GA	GP	W	L	T	OT	PTS	GF	GA	GP	W	L	T	OT	PTS	GF	GA
91-92	2	2	0	0	-	4	10	4	1	1	0	0	-	2	6	2	1	1	0	0	-	2	4	2
92-93	2	2	0	0	-	4	9	6	1	1	0	0	-	2	5	3	1	1	0	0	-	2	4	3
93-94	2	1	1	0	-	2	5	4	1	0	1	0	-	0	1	2	1	1	0	0	-	2	4	2
94-95	Teams did not meet in 1994-95																							
95-96	2	1	1	0	-	2	6	7	1	1	0	0	-	2	3	2	1	0	1	0	-	0	3	5
96-97	2	1	1	0	-	2	5	5	1	1	0	0	-	2	3	2	1	0	1	0	-	0	2	3
97-98	2	0	1	1	-	1	5	8	1	0	1	0	-	0	2	5	1	0	0	1	-	1	3	3
98-99	2	1	1	0	-	2	4	3	1	1	0	0	-	2	3	1	1	0	1	0	-	0	1	2
99-00	2	0	2	0	0	0	3	5	1	0	1	0	0	0	2	3	1	0	1	0	0	0	1	2
00-01	1	0	1	0	0	0	3	5	1	0	1	0	0	0	3	5	0	0	0	0	0	0	0	0
01-02	2	0	2	0	0	0	6	10	1	0	1	0	0	0	2	5	1	0	1	0	0	0	4	5
02-03	2	0	2	0	0	0	2	5	1	0	1	0	0	0	2	3	1	0	1	0	0	0	0	2
03-04	1	0	1	0	0	0	2	3	1	0	1	0	0	0	2	3	0	0	0	0	0	0	0	0
05-06	1	0	1	-	0	0	1	4	0	0	0	-	0	0	0	0	1	0	1	-	0	0	1	4
06-07	1	0	0	-	1	1	2	2	1	0	0	-	1	1	2	3	0	0	0	-	0	0	0	0
07-08	Teams did not meet in 2007-08																							
08-09	1	0	1	-	0	0	2	7	0	0	0	-	0	0	0	0	1	0	1	-	0	0	2	7
09-10	2	1	1	-	0	2	6	6	1	1	0	-	0	2	4	1	1	0	1	-	0	0	2	5
10-11	2	0	2	-	0	0	2	5	1	0	1	-	0	0	0	2	1	0	1	-	0	0	2	3
<b>Totals</b>	<b>29</b>	<b>9</b>	<b>18</b>	<b>1</b>	<b>1</b>	<b>20</b>	<b>73</b>	<b>90</b>	<b>15</b>	<b>6</b>	<b>8</b>	<b>0</b>	<b>1</b>	<b>13</b>	<b>40</b>	<b>42</b>	<b>14</b>	<b>3</b>	<b>10</b>	<b>1</b>	<b>0</b>	<b>7</b>	<b>33</b>	<b>48</b>

## SERIES INFORMATION

### All-Time Series (W-L-T-OT)

Current Streak  
 Last Washington Win  
 Last San Jose Win  
 Last Tie  
 Last Overtime Game  
 Overtime Record  
 Last 10 Games (W-L-T-OT)  
 Longest Unbeaten Streak  
 Longest Winning Streak  
 Longest Winless Streak  
 Longest Losing Streak  
 Washington Shutouts (Last)  
 San Jose Shutouts (Last)  
 Last Washington Hat Trick  
 Last San Jose Hat Trick  
 Most Washington Goals  
 Most San Jose Goals

### Overall

WSH trails, 9-18-1-1  
 3 SJ wins (12/30/09-2/17/11)  
 10/15/09 (4-1)  
 2/17/11 (3-2)  
 12/10/97 (3-3)  
 2/21/07 (L, 3-2 so)  
 0-1-1  
 1-8-0-1  
 5 (2/9/92-10/30/93)  
 5 (2/9/92-10/30/93)  
 11 (10/16/99-11/22/08)  
 11 (10/16/99-11/22/08)  
 none  
 2 (2/8/11)  
 J. Druce (2/9/92)  
 T. Harvey (12/18/00)  
 6 (2/9/92)  
 7 (11/22/08)

### at Washington

WSH trails, 6-8-0-1  
 1 SJ win (2/8/11)  
 10/15/09 (4-1)  
 2/8/11 (2-0)  
 none  
 2/21/07 (L, 3-2 so)  
 0-1-0  
 3-6-0-1  
 2 (two times)  
 2 (two times)  
 6 (10/16/99-2/21/07)  
 6 (10/16/99-2/21/07)  
 none  
 1 (2/8/11)  
 J. Druce (2/9/92)  
 T. Harvey (12/18/00)  
 6 (2/9/92)  
 5 (three times)

### at San Jose

WSH trails, 3-10-1-0  
 11 SJ wins (12/2/95-2/17/11)  
 10/30/93 (4-2)  
 2/17/11 (3-2)  
 12/10/97 (3-3)  
 12/10/97 (T, 3-3)  
 0-0-1  
 0-9-1-0  
 3 (2/18/92-10/30/93)  
 3 (2/18/92-10/30/93)  
 11 (12/2/95-2/17/11)  
 8 (12/12/98-2/17/11)  
 none  
 1 (12/14/02)  
 none  
 none  
 4 (four times)  
 7 (11/22/08)



# San Jose Sharks

## 2010-11 WASHINGTON CAPITALS VS. SAN JOSE SHARKS CAPITALS LOST SEASON SERIES, 0-2-0 • SAN JOSE 2-0-0

<b>SAN JOSE</b>	<b>SHARKS</b>	<b>CAPITALS</b>	<b>ATTEND</b>	<b>GOALTENDERS</b>	<b>W. GOAL</b>
FEB 17, 2011	3	2	17,562	ANTTI NIEMI / MICHAL NEUVIRTH	DANY HEATLEY
<b>WASHINGTON</b>	<b>SHARKS</b>	<b>CAPITALS</b>	<b>ATTEND</b>	<b>GOALTENDERS</b>	<b>W. GOAL</b>
FEB 8, 2011	2	0	18,398	ANTTI NIEMI / MICHAL NEUVIRTH	LOGAN COUTURE

CAPITALS	GP	G	A	P	+/-	PIM	PP	SH	GW	EN	S	%	SHARKS	GP	G	A	P	+/-	PIM	PP	SH	GW	EN	S	%
ALEX OVECHKIN	2	1	1	2	-2	2	1	0	0	0	10	10.0	DANY HEATLEY	2	1	1	2	1	0	1	0	1	0	8	12.5
JOHN CARLSON	2	0	2	2	-2	0	0	0	0	0	2	0.0	LOGAN COUTURE	2	1	1	2	2	0	0	0	1	0	7	14.3
NICKLAS BACKSTROM	2	1	0	1	-2	0	0	0	0	0	5	20.0	JOE PAVELSKI	2	1	1	2	1	0	0	1	0	0	4	25.0
ALEXANDER SEMIN	2	0	1	1	0	0	0	0	0	0	5	0.0	RYANE CLOWE	2	1	0	1	1	0	0	0	0	0	4	25.0
BOYD GORDON	2	0	0	0	0	0	0	0	0	0	3	0.0	DAN BOYLE	2	1	0	1	2	0	0	0	0	0	5	20.0
BROOKS LAICH	2	0	0	0	-1	0	0	0	0	0	3	0.0	KYLE WELLWOOD	2	0	1	1	2	0	0	0	0	0	1	0.0
DAVID STECKEL	2	0	0	0	0	0	0	0	0	0	2	0.0	KENT HUSKINS	2	0	1	1	2	0	0	0	0	0	0	0.0
TYLER SLOAN	2	0	0	0	0	0	0	0	0	0	0	0.0	PATRICK MARLEAU	2	0	1	1	0	0	0	0	0	0	4	0.0
MATT HENDRICKS	2	0	0	0	0	0	0	0	0	0	3	0.0	JOE THORNTON	2	0	1	1	0	0	0	0	0	0	3	0.0
JOHN ERSKINE	2	0	0	0	0	4	0	0	0	0	2	0.0	DEVIN SETOGUCHI	2	0	1	1	0	0	0	0	0	0	1	0.0
JASON CHIMERA	2	0	0	0	-3	0	0	0	0	0	3	0.0	BEN EAGER	2	0	1	1	1	2	0	0	0	0	5	0.0
SCOTT HANNAN	2	0	0	0	-1	0	0	0	0	0	0	0.0	NICLAS WALLIN	2	0	0	0	0	2	0	0	0	0	2	0.0
MATT BRADLEY	2	0	0	0	-1	0	0	0	0	0	3	0.0	DOUGLAS MURRAY	2	0	0	0	1	0	0	0	0	0	6	0.0
MARCUS JOHANSSON	2	0	0	0	0	0	0	0	0	0	1	0.0	JASON DEMERS	2	0	0	0	0	0	0	0	0	0	6	0.0
MIKE KNUBLE	2	0	0	0	1	0	0	0	0	0	6	0.0	SCOTT NICHOL	2	0	0	0	0	0	0	0	0	0	2	0.0
KARL ALZNER	2	0	0	0	-2	0	0	0	0	0	2	0.0	JAMAL MAYERS	2	0	0	0	0	2	0	0	0	0	3	0.0
MATHIEU PERREAULT	2	0	0	0	-1	0	0	0	0	0	0	0.0	JOHN MCCARTHY	1	0	0	0	0	0	0	0	0	0	0	0.0
JEFF SCHULTZ	2	0	0	0	-1	0	0	0	0	0	0	0.0	MARC-EDOUARD VLASIC	2	0	0	0	1	0	0	0	0	0	2	0.0
													TORREY MITCHELL	1	0	0	0	0	0	0	0	0	0	1	0.0
GOALTENDER	GP	MIN	GA	GAA	SO	W	L	OT	SA	SV%	GOALTENDER	GP	MIN	GA	GAA	SO	W	L	OT	SA	SV%				
MICHAL NEUVIRTH	2	118	5	2.54	0	0	2	0	64	.922	ANTTI NIEMI	2	119	2	1.00	1	2	0	0	50	.960				
POWER PLAY	1 - 3 (33.3%)			PENALTY KILLING			2 - 3 (66.7%)			POWER PLAY	1 - 3 (33.3%)			PENALTY KILLING			2 - 3 (66.7%)								





# Tampa Bay Lightning

## CLUB INFORMATION

**Founded** .....1992-93  
**Home Arena** .....St. Pete Times Forum (19,758)  
**Stanley Cups** .....1 (2004)  
**Vice President, General Manager and Alternate Governor** .. Steve Yzerman  
**Head Coach** ..... Guy Boucher  
**Assistant Coaches** ..... Dan Lacroix, Martin Raymond, Wayne Fleming  
**Executive Vice President of Communications** ..... Bill Wickett  
**2010-11 Record** ..... 46-25-11 (103 points)  
**2010-11 Finish** ..... 2nd, Southeast Division  
**2010-11 Playoffs** ..... E. Conf. finals (def. by BOS, 4-3)

St. Pete Times Forum  
 401 Channelside Drive  
 Tampa, FL 33602  
 813.301.6500  
 Fax: 813.301.1480  
 www.tampabaylightning.com



## 2011-12 MEETINGS

Oct. 10 at Washington  
 Jan. 13 at Washington  
 Jan. 31 at Tampa Bay  
 Feb. 18 at Tampa Bay  
 March 8 at Washington  
 April 2 at Tampa Bay

## ALL-TIME SERIES HISTORY

	TOTALS								HOME								AWAY							
YEAR	GP	W	L	T	OT	PTS	GF	GA	GP	W	L	T	OT	PTS	GF	GA	GP	W	L	T	OT	PTS	GF	GA
92-93	2	1	0	1	-	3	7	5	1	0	0	1	-	1	2	2	1	1	0	0	-	2	5	3
93-94	5	3	1	1	-	7	21	13	3	1	1	1	-	3	14	12	2	2	0	0	-	4	7	1
94-95	4	3	0	1	-	7	11	4	2	1	0	1	-	3	4	2	2	2	0	0	-	4	7	2
95-96	6	2	2	2	-	6	10	9	3	1	1	1	-	3	3	3	3	1	1	1	-	3	7	6
96-97	5	4	1	0	-	8	17	12	2	2	0	0	-	4	11	6	3	2	1	0	-	4	6	6
97-98	5	2	3	0	-	4	15	16	3	1	2	0	-	2	10	9	2	1	1	0	-	2	5	7
98-99	5	3	2	0	-	6	27	13	2	1	1	0	-	2	12	6	3	2	1	0	-	4	15	7
99-00	5	5	0	0	0	10	25	10	3	3	0	0	0	6	15	5	2	2	0	0	0	4	10	5
00-01	5	4	1	0	0	8	16	11	2	2	0	0	0	4	6	2	3	2	1	0	0	4	10	9
01-02	5	4	0	1	0	9	15	7	3	3	0	0	0	6	10	4	2	1	0	1	0	3	5	3
02-03	5	3	2	0	0	6	14	9	2	2	0	0	0	4	6	2	3	1	2	0	0	2	8	7
03-04	6	2	4	0	0	4	15	21	3	1	2	0	0	2	7	12	3	1	2	0	0	2	8	9
05-06	8	4	2	-	2	10	21	24	4	3	0	-	1	7	12	10	4	1	2	-	1	3	9	14
06-07	8	2	4	-	2	6	32	30	4	1	2	-	1	3	19	17	4	1	2	-	1	3	13	15
07-08	8	6	2	-	0	12	26	23	4	3	1	-	0	6	14	11	4	3	1	-	0	6	12	12
08-09	6	6	0	-	0	12	30	14	3	3	0	-	0	6	16	9	3	3	0	-	0	6	14	5
09-10	6	4	2	-	0	8	20	17	3	2	1	-	0	4	10	9	3	2	1	-	0	4	10	8
10-11	6	4	1	-	1	9	19	10	3	2	0	-	1	5	12	4	3	2	1	-	0	4	7	6
Totals	100	62	27	6	5	135	341	248	50	32	11	4	3	71	183	125	50	30	16	2	2	64	158	125

## SERIES INFORMATION

	Overall	at Washington	at Tampa Bay
All-Time Series (W-L-T-OT)	WSH leads, 62-27-6-5	WSH leads, 32-11-4-3	WSH leads, 30-16-2-2
Current Streak	2 WSH wins (2/4/11-3/7/11)	1 TB win (1/4/11)	2 WSH wins (2/4/11-3/7/11)
Last Washington Win	3/7/11 (2-1 so)	11/26/10 (6-0)	3/7/11 (2-1 so)
Last Tampa Bay Win	1/12/11 (3-0)	1/4/11 (1-0 ot)	1/12/11 (3-0)
Last Tie	10/23/01 (1-1)	3/31/96 (1-1)	10/23/01 (1-1)
Last Overtime Game	3/7/11 (W, 2-1 so)	1/4/11 (L, 1-0 ot)	3/7/11 (W, 2-1 ot)
Overtime Record	6-5-6	3-3-4	3-2-2
Last 10 Games (W-L-OT)	7-2-1	8-1-1	8-2-0
Longest Unbeaten Streak	12 (12/15/07-12/5/09)	11 (2/3/99-12/23/02)	7 (12/15/07-12/5/09)
Longest Winning Streak	12 (12/15/07-12/5/09)	11 (2/3/99-12/23/02)	7 (12/15/07-12/5/09)
Longest Winless Streak	4 (two times)	3 (10/21/06-3/1/07)	5 (2/28/04-3/23/06)
Longest Losing Streak	4 (12/19/06-3/1/07)	3 (10/21/06-3/1/07)	5 (2/28/04-3/23/06)
Washington Shutouts (Last)	6 (11/26/10)	3 (11/26/10)	3 (12/5/09)
Tampa Bay Shutouts (Last)	4 (1/12/11)	1 (1/4/11)	3 (1/12/11)
Last Washington Hat Trick	A. Semin (11/26/10)	A. Semin (11/26/10)	J. Jagr (2/4/03)
Last Tampa Bay Hat Trick	none	none	none
Most Washington Goals	10 (2/3/99)	10 (2/3/99)	8 (3/2/99)
Most Tampa Bay Goals	7 (1/12/10)	6 (10/21/06)	7 (1/12/10)



# Tampa Bay Lightning

## 2010-11 WASHINGTON CAPITALS VS. TAMPA BAY LIGHTNING CAPITALS WON SEASON SERIES, 4-1-1 • TAMPA BAY 2-3-1

TAMPA BAY	LIGHTNING	CAPITALS	ATTEND	GOALTENDERS	W. GOAL
JAN 12, 2011	3	0	18,135	DWAYNE ROLOSON / SEMYON VARLAMOV	DOMINIC MOORE
FEB 4, 2011	2	5	20,216	SEMYON VARLAMOV / DWAYNE ROLOSON	ALEX OVECHKIN
MAR 7, 2011	1	2	16,835	BRADEN HOLTBY / DWAYNE ROLOSON	ALEX OVECHKIN

WASHINGTON	LIGHTNING	CAPITALS	ATTEND	GOALTENDERS	W. GOAL
NOV 11, 2010	3	6	18,398	MICHAL NEUVIRTH / DAN ELLIS	ALEXANDER SEMIN
NOV 26, 2010	0	6	18,398	SEMYON VARLAMOV / MIKE SMITH	JOHN CARLSON
JAN 4, 2011	1	0	18,398	DWAYNE ROLOSON / SEMYON VARLAMOV	MARTIN ST LOUIS

CAPITALS	GP	G	A	P	+/-	PIM	PP	SH	GW	EN	S	%	LIGHTNING	GP	G	A	P	+/-	PIM	PP	SH	GW	EN	S	%
NICKLAS BACKSTROM	6	2	8	10	6	0	0	0	0	0	17	11.8	SEAN BERGENHEIM	6	2	2	4	-1	0	1	0	0	0	12	16.7
ALEX OVECHKIN	6	2	8	10	7	4	1	0	1	0	27	7.4	MARTIN ST LOUIS	6	1	3	4	-2	0	0	0	1	0	11	9.1
ALEXANDER SEMIN	4	7	2	9	6	2	3	0	1	1	25	28.0	TEDDY PURCELL	6	2	1	3	-1	0	0	0	0	0	20	10.0
BROOKS LAICH	6	1	2	3	0	4	0	0	0	0	16	6.2	SIMON GAGNE	4	1	2	3	1	0	0	0	0	0	9	11.1
JOHN CARLSON	6	1	2	3	5	6	0	0	1	0	12	8.3	STEVEN STAMKOS	6	1	2	3	-3	4	0	0	0	0	20	5.0
TOM POTI	4	2	0	2	0	2	0	0	0	0	6	33.3	DOMINIC MOORE	6	1	1	2	-3	2	0	0	1	0	12	8.3
JASON CHIMERA	6	1	1	2	1	2	0	0	0	1	8	12.5	NATE THOMPSON	6	0	2	2	-3	2	0	0	0	0	13	0.0
MARCUS JOHANSSON	5	0	2	2	1	2	0	0	0	0	5	0.0	VINCENT LECAVALIER	5	0	2	2	2	4	0	0	0	0	14	0.0
JOHN ERSKINE	4	1	0	1	1	11	0	0	0	0	5	20.0	VICTOR HEDMAN	6	0	2	2	0	4	0	0	0	0	12	0.0
MIKE KNUBLE	6	1	0	1	2	4	0	0	0	0	8	12.5	RYAN MALONE	4	1	0	1	-3	7	1	0	0	0	7	14.3
TOMAS FLEISCHMANN	1	0	1	1	0	0	0	0	0	0	1	0.0	BRETT CLARK	6	1	0	1	-1	0	1	0	0	0	10	10.0
DENNIS WIDEMAN	1	0	1	1	1	0	0	0	0	0	3	0.0	PAVEL KUBINA	6	0	1	1	-3	2	0	0	0	0	10	0.0
MATT HENDRICKS	6	0	1	1	0	16	0	0	0	0	4	0.0	STEVE DOWNIE	4	0	1	1	0	14	0	0	0	0	6	0.0
BRIAN FAHEY	1	0	1	1	1	2	0	0	0	0	2	0.0	MATTIAS RITOLA	3	0	0	0	-3	2	0	0	0	0	1	0.0
JAY BEAGLE	3	0	1	1	1	2	0	0	0	0	3	0.0	MIKE LUNDIN	5	0	0	0	-4	0	0	0	0	0	4	0.0
MATHIEU PERREAULT	3	0	1	1	0	0	0	0	0	0	2	0.0	RANDY JONES	5	0	0	0	-5	2	0	0	0	0	3	0.0
MIKE GREEN	4	0	1	1	1	4	0	0	0	0	7	0.0	MATT SMABY	3	0	0	0	1	0	0	0	0	0	2	0.0
JEFF SCHULTZ	6	0	1	1	-1	0	0	0	0	0	5	0.0	ADAM HALL	6	0	0	0	-4	10	0	0	0	0	11	0.0
BOYD GORDON	5	0	0	0	-2	0	0	0	0	0	4	0.0	ERIC BREWER	1	0	0	0	0	0	0	0	0	0	3	0.0
DAVID STECKEL	5	0	0	0	-1	0	0	0	0	0	4	0.0	DANA TYRELL	6	0	0	0	-5	0	0	0	0	0	3	0.0
KARL ALZNER	6	0	0	0	6	4	0	0	0	0	4	0.0	BLAIR JONES	2	0	0	0	-1	0	0	0	0	0	2	0.0
SCOTT HANNAN	4	0	0	0	0	6	0	0	0	0	4	0.0	MATTIAS OHLUND	6	0	0	0	1	12	0	0	0	0	2	0.0
MATT BRADLEY	4	0	0	0	0	10	0	0	0	0	2	0.0													
MARCO STURM	1	0	0	0	0	0	0	0	0	0	1	0.0													
JASON ARNOTT	1	0	0	0	1	0	0	0	0	0	0	0.0													
ERIC FEHR	4	0	0	0	-1	0	0	0	0	0	3	0.0													

GOALTENDER	GP	MIN	GA	GAA	SO	W	L	OT	SA	SV%	GOALTENDER	GP	MIN	GA	GAA	SO	W	L	OT	SA	SV%
SEMYON VARLAMOV	4	242	6	1.49	1	2	1	1	118	.949	DWAYNE ROLOSON	4	246	5	1.22	2	2	1	1	122	.959
BRADEN HOLTBY	1	45	0	.00	1	1	0	0	21	.000	MIKE SMITH	1	28	4	8.29	0	0	1	0	18	.778
MICHAL NEUVIRTH	2	80	4	3.00	0	1	0	0	48	.917	DAN ELLIS	2	89	7	4.69	0	0	1	0	36	.806

POWER PLAY	4 - 17 (23.5%)	PENALTY KILLING	23 - 26 (88.5%)	POWER PLAY	3 - 26 (11.5%)	PENALTY KILLING	13 - 17 (76.5%)
------------	----------------	-----------------	-----------------	------------	----------------	-----------------	-----------------



# Toronto Maple Leafs

## CLUB INFORMATION

**Founded** .....1917-18  
**Home Arena** ..... Air Canada Centre (18,819)  
**Stanley Cups**..... 11 (most recent, 1967)  
**President and General Manager**..... Brain Burke  
**Head Coach**..... Ron Wilson  
**Assistant Coaches**..... Rob Zettler, Scott Gordon, Greg Cronin  
**Director of Media Relations**..... Pat Park  
 2010-11 Record ..... 37-34-11 (85 points)  
 2010-11 Finish ..... 4th, Northeast Division  
 2010-11 Playoffs..... DNQ

Air Canada Centre  
 40 Bay Street, Suite 400  
 Toronto, Ont. M5J 2X2  
 416.815.5700,  
 Fax: 416.359.9331  
 www.mapleleafs.com

## 2011-12 MEETINGS

Nov. 19 at Toronto  
 Dec. 9 at Washington  
 Feb. 25 at Toronto  
 March 11 at Washington



## ALL-TIME SERIES HISTORY

	TOTALS								HOME								AWAY							
YEAR	GP	W	L	T	OT	PTS	GF	GA	GP	W	L	T	OT	PTS	GF	GA	GP	W	L	T	OT	PTS	GF	GA
74-75	5	1	4	0	-	2	13	21	3	1	2	0	-	2	8	9	2	0	2	0	-	0	5	12
75-76	5	0	4	1	-	1	13	26	2	0	2	0	-	0	4	11	3	0	2	1	-	1	9	15
76-77	5	3	2	0	-	6	15	21	3	3	0	0	-	6	14	8	2	0	2	0	-	0	1	13
77-78	5	0	4	1	-	1	9	21	2	0	2	0	-	0	3	8	3	0	2	1	-	1	6	13
78-79	4	1	1	2	-	4	16	19	2	1	0	1	-	3	9	8	2	0	1	1	-	1	7	11
79-80	4	1	3	0	-	2	14	17	2	0	2	0	-	0	5	9	2	1	1	0	-	2	9	8
80-81	4	3	1	0	-	6	23	13	2	2	0	0	-	4	13	5	2	1	1	0	-	2	10	8
81-82	3	2	1	0	-	4	21	15	1	1	0	0	-	2	11	2	2	1	1	0	-	2	10	13
82-83	3	2	1	0	-	4	11	9	2	1	1	0	-	2	6	6	1	1	0	0	-	2	5	3
83-84	3	3	0	0	-	6	17	2	1	1	0	0	-	2	6	1	2	2	0	0	-	4	11	1
84-85	3	2	0	1	-	5	11	4	2	1	0	1	-	3	7	3	1	1	0	0	-	2	4	1
85-86	3	2	1	0	-	4	11	12	1	1	0	0	-	2	3	2	2	1	1	0	-	2	8	10
86-87	3	2	1	0	-	4	16	12	2	2	0	0	-	4	14	4	1	0	1	0	-	0	2	8
87-88	3	1	1	1	-	3	11	11	1	1	0	0	-	2	4	2	2	0	1	1	-	1	7	9
88-89	3	2	1	0	-	4	7	5	2	1	1	0	-	2	4	3	1	1	0	0	-	2	3	2
89-90	3	1	2	0	-	2	12	17	1	1	0	0	-	2	2	1	2	0	2	0	-	0	10	16
90-91	3	1	2	0	-	2	10	13	2	1	1	0	-	2	7	8	1	0	1	0	-	0	3	5
91-92	3	3	0	0	-	6	13	7	2	2	0	0	-	4	8	3	1	1	0	0	-	2	5	4
92-93	2	2	0	0	-	4	9	6	1	1	0	0	-	2	3	1	1	1	0	0	-	2	6	5
93-94	2	0	2	0	-	0	2	9	1	0	1	0	-	0	1	2	1	0	1	0	-	0	1	7
94-95	Teams did not meet in 1994-95																							
95-96	2	1	1	0	-	2	5	9	1	1	0	0	-	2	4	3	1	0	1	0	-	0	1	6
96-97	2	2	0	0	-	4	9	4	1	1	0	0	-	2	6	3	1	1	0	0	-	2	3	1
97-98	2	2	0	0	-	4	9	4	1	1	0	0	-	2	5	3	1	1	0	0	-	2	4	1
98-99	4	3	1	0	-	6	16	11	2	2	0	0	-	4	8	4	2	1	1	0	-	2	8	7
99-00	4	1	2	1	0	3	14	15	2	1	1	0	0	2	8	7	2	0	1	1	0	1	6	8
00-01	3	2	0	0	1	5	10	9	2	1	0	0	1	3	7	7	1	1	0	0	0	2	3	2
01-02	4	1	2	1	0	3	11	13	2	0	1	1	0	1	5	6	2	1	1	0	0	2	6	7
02-03	4	0	3	0	1	1	10	19	2	0	2	0	0	0	3	10	2	0	1	0	1	1	7	9
03-04	4	0	2	2	0	2	7	11	2	0	1	1	0	1	4	5	2	0	1	1	0	1	3	6
05-06	4	3	1	-	0	6	18	14	2	2	0	-	0	4	9	5	2	1	1	-	0	2	9	9
06-07	4	2	2	-	0	4	9	13	2	1	1	-	0	2	6	8	2	1	1	-	0	2	3	5
07-08	4	2	2	-	0	4	13	8	2	1	1	-	0	2	4	4	2	1	1	-	0	2	9	4
08-09	4	2	1	-	1	5	9	7	2	1	1	-	0	2	5	3	2	1	0	-	1	3	4	4
09-10	4	2	1	-	1	5	16	13	2	2	0	-	0	4	12	5	2	0	1	-	1	1	4	8
10-11	4	3	0	-	1	7	16	12	2	1	0	-	1	3	9	9	2	2	0	-	0	4	7	3
Totals	122	58	49	10	5	131	426	422	62	36	20	4	2	78	227	178	60	22	29	6	3	53	199	244

## SERIES INFORMATION

### All-Time Series (W-L-T-OT)

Current Streak  
 Last Washington Win  
 Last Toronto Win  
 Last Tie  
 Last Overtime Game  
 Overtime Record  
 Last 10 Games (W-L-OT)  
 Longest Unbeaten Streak  
 Longest Winning Streak  
 Longest Winless Streak  
 Longest Losing Streak  
 Washington Shutouts (Last)  
 Toronto Shutouts (Last)  
 Last Washington Hat Trick  
 Last Toronto Hat Trick  
 Most Washington Goals  
 Most Toronto Goals

### Overall

WSH leads, 58-49-10-5  
 2 WSH wins (1/22/11-4/5/11)  
 4/5/11 (3-2 so)  
 12/6/10 (5-4 so)  
 12/19/03 (2-2)  
 4/5/11 (W, 3-2 so)  
 3-5-6  
 5-2-3  
 8 (12/17/83-12/10/85)  
 7 (2/16/96-1/1/99)  
 8 (11/26/03-1/21/04)  
 4 (two times)  
 4 (11/1/91)  
 3 (3/6/07)  
 A. Ovechkin (1/22/11)  
 G. Leeman (1/8/90)  
 11 (12/11/81)  
 10 (2/12/77)

### at Washington

WSH leads, 36-20-4-2  
 1 TOR win (1/22/11)  
 11/3/10 (5-4 so)  
 12/6/10 (5-4 so)  
 12/19/03 (2-2)  
 12/6/10 (L, 5-4 so)  
 1-2-3  
 7-2-1  
 7 (1/27/84-12/18/87)  
 6 (2/16/96-11/5/99)  
 7 (3/1/01-1/21/04)  
 3 (two times)  
 3 (11/1/91)  
 none  
 P. Bondra (2/1/01)  
 none  
 11 (12/11/81)  
 7 (11/2/06)

### at Toronto

WSH trails, 22-29-6-3  
 2 WSH wins (1/22/11-4/5/11)  
 4/5/11 (3-2 so)  
 12/12/09 (6-3)  
 10/13/03 (2-2)  
 4/5/11 (W, 3-2 so)  
 2-3-3  
 6-3-1  
 6 (4/3/82-10/16/85)  
 6 (4/3/82-10/16/85)  
 12 (11/30/74-3/28/79)  
 4 (3/20/76-11/16/77)  
 1 (1/28/84)  
 3 (3/6/07)  
 A. Ovechkin (1/22/11)  
 G. Leeman (1/8/90)  
 8 (two times)  
 10 (2/12/77)



# Toronto Maple Leafs

## 2010-11 WASHINGTON CAPITALS VS. TORONTO MAPLE LEAFS CAPITALS WON SEASON SERIES, 3-0-1 • TORONTO 1-1-2

TORONTO	MAPLE LEAFS	CAPITALS	ATTEND	GOALTENDERS	W. GOAL
JAN 22, 2011	1	4	19,554	BRADEN HOLTBY / JEAN-SEBASTIEN GIGUERE	ALEX OVECHKIN
APR 5, 2011	2	3	19,509	MICHAL NEUVIRTH / JAMES REIMER	MIKE KNUBLE
WASHINGTON	MAPLE LEAFS	CAPITALS	ATTEND	GOALTENDERS	W. GOAL
NOV 3, 2010	4	5	18,398	MICHAL NEUVIRTH / JONAS GUSTAVSSON	ALEX OVECHKIN
DEC 6, 2010	5	4	18,398	JONAS GUSTAVSSON / MICHAL NEUVIRTH	MIKHAIL GRABOVSKI

CAPITALS	GP	G	A	P	+/-	PIM	PP	SH	GW	EN	S	%	MAPLE LEAFS	GP	G	A	P	+/-	PIM	PP	SH	GW	EN	S	%
ALEX OVECHKIN	4	5	2	7	1	0	1	0	1	1	23	21.7	NIKOLAI KULEMIN	4	2	2	4	1	0	1	0	0	0	7	28.6
NICKLAS BACKSTROM	4	0	4	4	-1	8	0	0	0	0	9	0.0	TOMAS KABERLE	3	0	4	4	1	0	0	0	0	0	5	0.0
BROOKS LAICH	4	0	4	4	2	0	0	0	0	0	6	0.0	CLARKE MACARTHUR	4	2	1	3	2	2	1	0	0	0	5	40.0
ALEXANDER SEMIN	2	1	2	3	0	6	1	0	0	0	8	12.5	MIKHAIL GRABOVSKI	4	1	2	3	1	2	0	0	0	0	10	10.0
TOM POTI	1	0	3	3	1	0	0	0	0	0	0	0.0	TIM BRENT	4	2	0	2	1	2	0	0	0	0	2	100.0
MATHIEU PERREAULT	2	2	0	2	2	0	0	0	0	0	3	66.7	KRIS VERSTEEG	3	1	1	2	-2	0	0	0	0	0	9	11.1
JASON CHIMERA	4	1	1	2	3	5	0	0	0	0	10	10.0	CARL GUNNARSSON	4	0	2	2	-4	0	0	0	0	0	6	0.0
MIKE GREEN	3	1	1	2	2	2	1	0	0	0	5	20.0	PHILIP KESSEL	4	0	2	2	-2	0	0	0	0	0	15	0.0
MATT HENDRICKS	3	1	1	2	2	5	0	0	0	0	6	16.7	JOFFREY LUPUL	1	1	0	1	1	0	0	0	0	0	4	25.0
MATT BRADLEY	3	0	2	2	1	2	0	0	0	0	3	0.0	MIKE BROWN	3	1	0	1	1	5	0	0	0	0	10	10.0
JOHN CARLSON	4	0	2	2	1	2	0	0	0	0	8	0.0	TYLER BOZAK	4	1	0	1	0	0	1	0	0	0	10	10.0
JOHN ERSKINE	3	1	0	1	0	0	0	0	0	0	5	20.0	MIKE KOMISAREK	4	0	1	1	0	5	0	0	0	0	0	0.0
MIKE KNUBLE	4	1	0	1	-3	2	1	0	0	0	14	7.1	JAY ROSEHILL	3	0	1	1	-2	0	0	0	0	0	0	0.0
TOMAS FLEISCHMANN	1	1	0	1	1	0	0	0	0	0	3	33.3	JOHN MITCHELL	1	0	1	1	1	0	0	0	0	0	1	0.0
MARCO STURM	1	0	1	1	-1	0	0	0	0	0	0	0.0	NAZEM KADRI	2	0	1	1	0	0	0	0	0	0	1	0.0
JEFF SCHULTZ	4	0	1	1	1	0	0	0	0	0	4	0.0	DION PHANEUF	2	0	1	1	-1	0	0	0	0	0	8	0.0
BOYD GORDON	4	0	1	1	4	0	0	0	0	0	5	0.0	LUKE SCHENN	4	0	1	1	-1	4	0	0	0	0	5	0.0
KARL ALZNER	4	0	0	0	0	0	0	0	0	0	4	0.0	JOSEPH CRABB	2	0	0	0	-2	2	0	0	0	0	2	0.0
SEAN COLLINS	1	0	0	0	1	0	0	0	0	0	1	0.0	KEITH AULIE	2	0	0	0	-1	0	0	0	0	0	2	0.0
SCOTT HANNAN	3	0	0	0	-2	0	0	0	0	0	1	0.0	COLBY ARMSTRONG	2	0	0	0	-3	2	0	0	0	0	6	0.0
JASON ARNOTT	1	0	0	0	-1	0	0	0	0	0	4	0.0	LUCA CAPUTI	1	0	0	0	-2	0	0	0	0	0	0	0.0
ERIC FEHR	2	0	0	0	1	2	0	0	0	0	7	0.0	FREDRIK SJOSTROM	2	0	0	0	1	2	0	0	0	0	1	0.0
D.J. KING	3	0	0	0	-3	10	0	0	0	0	1	0.0	COLTON ORR	2	0	0	0	0	10	0	0	0	0	0	0.0
DAVID STECKEL	2	0	0	0	-1	2	0	0	0	0	1	0.0	MATT LASHOFF	1	0	0	0	1	2	0	0	0	0	1	0.0
MARCUS JOHANSSON	3	0	0	0	-1	0	0	0	0	0	6	0.0	FRANCOIS BEAUCHEMIN	3	0	0	0	1	2	0	0	0	0	3	0.0
BRIAN FAHEY	1	0	0	0	0	0	0	0	0	0	0	0.0	BRETT LEBDA	1	0	0	0	-1	2	0	0	0	0	0	0.0
JAY BEAGLE	1	0	0	0	0	0	0	0	0	0	1	0.0	DARRYL BOYCE	2	0	0	0	-1	0	0	0	0	0	0	0.0

GOALTENDER	GP	MIN	GA	GAA	SO	W	L	OT	SA	SV%	GOALTENDER	GP	MIN	GA	GAA	SO	W	L	OT	SA	SV%
MICHAL NEUVIRTH	3	194	10	3.08	0	2	0	1	77	.870	JONAS GUSTAVSSON	2	129	8	3.70	0	1	0	1	66	.879
BRADEN HOLTBY	1	60	1	1.00	0	1	0	0	36	.972	JAMES REIMER	1	65	2	1.85	0	0	0	1	41	.951
											J-SEBASTIEN GIGUERE	1	57	3	3.13	0	0	1	0	30	.900

POWER PLAY	4 - 12 (33.3%)	PENALTY KILLING	10 - 13 (76.9%)	POWER PLAY	3 - 13 (23.1%)	PENALTY KILLING	8 - 12 (66.7%)
------------	----------------	-----------------	-----------------	------------	----------------	-----------------	----------------





# Vancouver Canucks

## CLUB INFORMATION

**Founded** ..... 1970-71  
**Home Arena** ..... Rogers Arena (18,810)  
**Stanley Cups** ..... none  
**President, General Manager and Alternate Governor** ..... Mike Gillis  
**Head Coach** ..... Alain Vigneault  
**Associate Coach / Assistant Coach** ..... Rick Bowness / Newell Brown  
**Vice President, Communications & Community Partnerships** .. T.C. Carling  
**2010-11 Record** ..... 54-19-9 (117 points)  
**2010-11 Finish** ..... 1st, Northwest Division  
**2010-11 Playoffs** ..... Stanley Cup Final (def. by BOS, 4-3)

Rogers Arena  
 800 Griffiths Place  
 Vancouver, BC V6B 6G1  
 604.899.4600  
 Fax: 604.899.4640  
 www.canucks.com



**2011-12 MEETING**  
 Oct. 29 at Vancouver

## ALL-TIME SERIES HISTORY

YEAR	TOTALS								HOME								AWAY							
	GP	W	L	T	OT	PTS	GF	GA	GP	W	L	T	OT	PTS	GF	GA	GP	W	L	T	OT	PTS	GF	GA
74-75	4	0	4	0	-	0	9	19	2	0	2	0	-	0	5	10	2	0	2	0	-	0	4	9
75-76	4	0	4	0	-	0	9	21	2	0	2	0	-	0	5	10	2	0	2	0	-	0	4	11
76-77	4	2	2	0	-	4	11	14	2	2	0	0	-	4	8	5	2	0	2	0	-	0	3	9
77-78	4	0	4	0	-	0	7	16	2	0	2	0	-	0	4	9	2	0	2	0	-	0	3	7
78-79	4	3	1	0	-	6	19	15	2	1	1	0	-	2	6	8	2	2	0	0	-	4	13	7
79-80	4	3	1	0	-	6	17	13	2	2	0	0	-	4	9	5	2	1	1	0	-	2	8	8
80-81	4	1	1	2	-	4	11	11	2	1	1	0	-	2	5	5	2	0	0	2	-	2	6	6
81-82	3	1	1	1	-	3	11	11	2	1	0	1	-	3	11	8	1	0	1	0	-	0	0	3
82-83	3	1	1	1	-	3	6	7	1	0	0	1	-	1	1	1	2	1	1	0	-	2	5	6
83-84	3	2	1	0	-	4	13	11	2	1	1	0	-	2	7	7	1	1	0	0	-	2	6	4
84-85	3	3	0	0	-	6	14	6	1	1	0	0	-	2	3	2	2	2	0	0	-	4	11	4
85-86	3	2	0	1	-	5	11	8	2	2	0	0	-	4	7	4	1	0	0	1	-	1	4	4
86-87	3	3	0	0	-	6	14	7	1	1	0	0	-	2	3	2	2	2	0	0	-	4	11	5
87-88	3	3	0	0	-	6	13	6	2	2	0	0	-	4	10	4	1	1	0	0	-	2	3	2
88-89	3	2	1	0	-	4	9	6	1	1	0	0	-	2	3	0	2	1	1	0	-	2	6	6
89-90	3	0	2	1	-	1	7	12	2	0	2	0	-	0	3	8	1	0	0	1	-	1	4	4
90-91	3	2	1	0	-	4	9	8	1	1	0	0	-	2	5	3	2	1	1	0	-	2	4	5
91-92	3	1	1	1	-	3	11	10	2	1	0	1	-	3	10	7	1	0	1	0	-	0	1	3
92-93	2	0	1	1	-	1	6	7	1	0	0	1	-	1	3	3	1	0	1	0	-	0	3	4
93-94	2	2	0	0	-	4	7	4	1	1	0	0	-	2	3	2	1	1	0	0	-	2	4	2
94-95	Teams did not meet in 1994-95																							
95-96	2	1	0	1	-	3	13	4	1	1	0	0	-	2	9	0	1	0	0	1	-	1	4	4
96-97	2	2	0	0	-	4	9	3	1	1	0	0	-	2	4	1	1	1	0	0	-	2	5	2
97-98	2	2	0	0	-	4	5	3	1	1	0	0	-	2	2	1	1	1	0	0	-	2	3	2
98-99	2	0	2	0	-	0	2	6	1	0	1	0	-	0	1	2	1	0	1	0	-	0	1	4
99-00	1	0	1	0	0	0	3	6	0	0	0	0	0	0	0	0	1	0	1	0	0	0	3	6
00-01	2	2	0	0	0	4	7	5	1	1	0	0	0	2	3	2	1	1	0	0	0	2	4	3
01-02	1	0	1	0	0	0	1	5	1	0	1	0	0	0	1	5	0	0	0	0	0	0	0	0
02-03	1	0	1	0	0	0	0	6	0	0	0	0	0	0	0	0	1	0	1	0	0	0	0	6
03-04	1	0	1	0	0	0	1	6	1	0	1	0	0	0	1	6	0	0	0	0	0	0	0	0
05-06	Teams did not meet in 2005-06																							
06-07	1	0	0	-	1	1	2	3	0	0	0	-	0	0	0	0	1	0	0	-	1	1	2	3
07-08	1	0	1	-	0	0	2	3	1	0	1	-	0	0	2	3	0	0	0	-	0	0	0	0
08-09	1	1	0	-	0	2	5	1	1	1	0	-	0	2	5	1	0	0	0	-	0	0	0	0
09-10	1	0	1	-	0	0	2	3	0	0	0	-	0	0	0	0	1	0	1	-	0	0	2	3
10-11	1	0	1	-	0	0	2	4	1	0	1	-	0	0	2	4	0	0	0	-	0	0	0	0
<b>Totals</b>	<b>84</b>	<b>39</b>	<b>35</b>	<b>9</b>	<b>1</b>	<b>88</b>	<b>268</b>	<b>270</b>	<b>43</b>	<b>23</b>	<b>16</b>	<b>4</b>	<b>0</b>	<b>50</b>	<b>141</b>	<b>128</b>	<b>41</b>	<b>16</b>	<b>19</b>	<b>5</b>	<b>1</b>	<b>38</b>	<b>127</b>	<b>142</b>

## SERIES INFORMATION

	Overall	at Washington	at Vancouver
All-Time Series (W-L-T-OT)	WSH leads, 39-35-9-1	WSH leads, 23-16-4-0	WSH trails, 16-19-5-1
Current Streak	2 VAN wins (12/18/09-1/14/11)	1 VAN win (1/14/11)	3 VAN wins (3/23/03-12/18/09)
Last Washington Win	10/13/08 (5-1)	10/13/08 (5-1)	2/14/01 (4-3 ot)
Last Vancouver Win	1/14/11 (4-2)	1/14/11 (4-2)	12/18/09 (3-2)
Last Tie	2/10/96 (4-4)	3/2/93 (3-3)	2/10/96 (4-4)
Last Overtime Game	10/27/06 (L, 3-2 so)	11/22/00 (W, 3-2)	10/27/06 (L, 3-2 so)
Overtime Record	4-1-5	2-0-2	2-1-3
Last 10 Games (W-L-T-OT)	3-6-0-1	5-5-0-0	4-4-1-1
Longest Unbeaten Streak	13 (10/28/84-10/25/88)	8 (2/5/91-11/4/97)	9 (2/18/83-10/25/88)
Longest Winning Streak	7 (10/28/86-10/25/88)	7 (2/26/85-3/5/89)	4 (two times)
Longest Winless Streak	9 (12/17/74-10/13/76)	4 (1/23/75-1/6/76)	8 (12/17/74-1/31/78)
Longest Losing Streak	9 (12/17/74-10/13/76)	4 (1/23/75-1/6/76)	8 (12/17/74-1/31/78)
Washington Shutouts (Last)	2 (3/12/96)	2 (3/12/96)	none
Vancouver Shutouts (Last)	2 (3/23/03)	none	2 (3/23/03)
Last Washington Hat Trick	M. Gartner (2/20/87)	none	M. Gartner (2/20/87)
Last Vancouver Hat Trick	D. Lever (2/1/75)	none	D. Lever (2/1/75)
Most Washington Goals	9 (3/12/96)	9 (3/12/96)	7 (12/9/78)
Most Vancouver Goals	7 (two times)	7 (3/2/75)	7 (10/14/75)



# Vancouver Canucks

2010-11  
WASHINGTON CAPITALS VS. VANCOUVER CANUCKS  
CAPITALS LOST SEASON SERIES, 0-1-0 • VANCOUVER 1-0-0

WASHINGTON      CANUCKS      CAPITALS      ATTEND      GOALTENDERS      W. GOAL  
JAN 14, 2011      4      2      18,398      ROBERTO LUONGO / SEMYON VARLAMOV      DANIEL SEDIN

CAPITALS	GP	G	A	P	+/-	PIM	PP	SH	GW	EN	S	%	CANUCKS	GP	G	A	P	+/-	PIM	PP	SH	GW	EN	S	%
MATT HENDRICKS	1	1	0	1	1	0	0	0	0	0	4	25.0	DANIEL SEDIN	1	2	1	3	1	0	0	0	1	1	3	66.7
MARCUS JOHANSSON	1	1	0	1	0	0	0	0	0	0	3	33.3	CHRISTIAN EHRHOFF	1	1	1	2	1	0	1	0	0	0	3	33.3
NICKLAS BACKSTROM	1	0	1	1	0	0	0	0	0	0	5	0.0	JANNIK HANSEN	1	0	2	2	2	0	0	0	0	0	2	0.0
BOYD GORDON	1	0	1	1	1	0	0	0	0	0	3	0.0	ALEXANDER EDLER	1	1	0	1	0	2	0	0	0	0	2	50.0
BROOKS LAICH	1	0	1	1	0	0	0	0	0	0	2	0.0	RYAN KESLER	1	0	1	1	-1	0	0	0	0	0	2	0.0
JOHN CARLSON	1	0	1	1	1	0	0	0	0	0	1	0.0	ALEXANDRE BURROWS	1	0	1	1	0	2	0	0	0	0	4	0.0
MIKE GREEN	1	0	0	0	-2	2	0	0	0	0	0	0.0	KEVIN BIEKSA	1	0	1	1	1	0	0	0	0	0	2	0.0
JEFF SCHULTZ	1	0	0	0	-2	0	0	0	0	0	0	0.0	JEFF TAMBELLINI	1	0	0	0	-1	0	0	0	0	0	4	0.0
ALEX OVECHKIN	1	0	0	0	-1	0	0	0	0	0	3	0.0	AARON ROME	1	0	0	0	0	0	0	0	0	0	1	0.0
ERIC FEHR	1	0	0	0	0	0	0	0	0	0	0	0.0	KEITH BALLARD	1	0	0	0	-1	0	0	0	0	0	1	0.0
DAVID STECKEL	1	0	0	0	1	0	0	0	0	0	1	0.0	DAN HAMHUIS	1	0	0	0	1	0	0	0	0	0	2	0.0
JOHN ERSKINE	1	0	0	0	0	0	0	0	0	0	1	0.0	RAFFI TORRES	1	0	0	0	0	0	0	0	0	0	0	0.0
JASON CHIMERA	1	0	0	0	-2	2	0	0	0	0	2	0.0	HENRIK SEDIN	1	0	0	0	0	0	0	0	0	0	3	0.0
SCOTT HANNAN	1	0	0	0	0	0	0	0	0	0	0	0.0	MIKAEL SAMUELSSON	1	0	0	0	0	0	0	0	0	0	0	0.0
MIKE KNUBLE	1	0	0	0	-1	0	0	0	0	0	2	0.0	MASON RAYMOND	1	0	0	0	-1	0	0	0	0	0	1	0.0
JAY BEAGLE	1	0	0	0	-2	0	0	0	0	0	0	0.0	MANNY MALHOTRA	1	0	0	0	0	0	0	0	0	0	2	0.0
KARL ALZNER	1	0	0	0	2	0	0	0	0	0	0	0.0	TANNER GLASS	1	0	0	0	1	2	0	0	0	0	1	0.0
MATHIEU PERREAULT	1	0	0	0	-2	0	0	0	0	0	0	0.0	ALEXANDRE BOLDUC	1	0	0	0	2	0	0	0	0	0	2	0.0
GOALTENDER	GP	MIN	GA	GAA	SO	W	L	OT	SA	SV%	GOALTENDER	GP	MIN	GA	GAA	SO	W	L	OT	SA	SV%				
SEMYON VARLAMOV	1	59	3	3.04	0	0	1	0	34	.912	ROBERTO LUONGO	1	60	2	2.00	0	1	0	0	27	.926				
POWER PLAY	0 - 3 (0%)		PENALTY KILLING				2 - 3 (66.7%)				POWER PLAY	1 - 3 (33.3%)		PENALTY KILLING				3 - 3 (100%)							



# Winnipeg Jets

## CLUB INFORMATION

**Founded** ..... 1999-00 (ATL), 2011-12 (WPG)  
**Home Arena** ..... MTS Centre (15,015)  
**Stanley Cups** ..... none  
**President & Chief Executive Officer** ..... Jim Ludlow  
**Executive Vice President & General Manager** ..... Kevin Cheveldayoff  
**Head Coach** ..... Claude Noel  
**Assistant Coaches** ..... Charlie Huddy, Pascal Vincent  
**Senior Director, Corporate Communications** ..... Scott Brown  
**2010-11 Record** ..... 34-36-12 (80 points)  
**2010-11 Finish** ..... 4th, Southeast Division  
**2010-11 Playoffs** ..... DNQ

MTS Centre  
 300 Portage Avenue  
 Winnipeg, MB, R3C 5S4  
 204.926.5599  
 Fax: 204.926.5555  
 www.winnipegjets.com



## 2011-12 MEETINGS

Nov. 17 at Winnipeg  
 Nov. 23 at Washington  
 Dec. 15 at Winnipeg  
 Feb. 9 at Washington  
 March 16 at Winnipeg  
 March 23 at Washington

## ALL-TIME SERIES HISTORY

	TOTALS								HOME								AWAY							
YEAR	GP	W	L	T	OT	PTS	GF	GA	GP	W	L	T	OT	PTS	GF	GA	GP	W	L	T	OT	PTS	GF	GA
99-00	5	4	1	0	0	8	18	7	2	2	0	0	0	4	8	2	3	2	1	0	0	4	10	5
00-01	5	2	1	2	0	6	14	10	3	2	0	1	0	5	10	5	2	0	1	1	0	1	4	5
01-02	5	3	1	1	0	7	14	6	2	2	0	0	0	4	8	2	3	1	1	1	0	3	6	4
02-03	5	3	1	1	0	7	26	19	3	2	0	1	0	5	17	13	2	1	1	0	0	2	9	6
03-04	6	2	3	1	0	5	16	15	3	1	1	1	0	3	7	7	3	1	2	0	0	2	9	8
05-06	8	3	4	-	1	7	26	39	4	2	2	-	0	4	14	18	4	1	2	-	1	3	12	21
06-07	8	3	3	-	2	8	22	25	4	1	2	-	1	3	11	14	4	2	1	-	1	5	11	11
07-08	8	4	2	-	2	10	22	20	4	2	2	-	0	4	11	11	4	2	0	-	2	6	11	9
08-09	6	4	2	-	0	8	24	24	3	3	0	-	0	6	15	10	3	1	2	-	0	2	9	14
09-10	6	6	0	-	0	12	29	13	3	3	0	-	0	6	12	5	3	3	0	-	0	6	17	8
10-11	6	2	4	-	0	4	13	20	3	2	1	-	0	4	10	7	3	0	3	-	0	0	2	10
Totals	68	36	22	5	5	82	224	219	34	22	8	3	1	48	123	94	34	14	11	2	4	34	98	91

## SERIES INFORMATION

All-Time Series (W-L-T-OT)  
 Current Streak  
 Last Washington Win  
 Last Winnipeg Win  
 Last Tie  
 Last Overtime Game  
 Overtime Record  
 Last 10 Games (W-L-OT)  
 Longest Unbeaten Streak  
 Longest Winning Streak  
 Longest Winless Streak  
 Longest Losing Streak  
 Washington Shutouts (Last)  
 Winnipeg Shutouts (Last)  
 Last Washington Hat Trick  
 Last Winnipeg Hat Trick  
 Most Washington Goals  
 Most Winnipeg Goals

### Overall

WSH leads, 36-22-5-5  
 3 WPG wins (11/19/10-1/26/11)  
 11/14/10 (6-4)  
 1/26/11 (1-0)  
 3/20/04 (2-2)  
 10/23/10 (W, 4-3 ot)  
 6-5-5  
 6-4-0  
 8 (4/5/09-4/9/10)  
 8 (4/5/09-4/9/10)  
 5 (3/14/04-10/8/05)  
 4 (10/14/06-11/22/06)  
 5 (12/16/03)  
 4 (1/26/11)  
 A. Semin (10/23/10)  
 I. Kovalchuk (12/6/02)  
 8 (1/9/10)  
 8 (10/8/05)

### at Washington

WSH leads, 22-8-3-1  
 7 WSH wins (3/14/08-4/9/10)  
 4/9/10 (5-2)  
 2/2/08 (2-0)  
 3/20/04 (2-2)  
 1/6/07 (W, 3-2)  
 3-1-3  
 9-1-0  
 10 (1/8/00-3/6/03)  
 7 (3/14/08-4/9/10)  
 3 (10/14/06-11/22/06)  
 3 (10/14/06-11/22/06)  
 2 (11/10/01)  
 1 (2/2/08)  
 A. Semin (10/23/10)  
 I. Kovalchuk (12/6/02)  
 7 (12/6/02)  
 7 (10/7/05)

### at Winnipeg

Tied, 14-14-2-4  
 4 WSH wins (4/7/09-4/9/10)  
 1/9/10 (8-1)  
 3/16/09 (5-1)  
 12/6/01 (3-3)  
 2/13/00 (L, 3-2 so)  
 2-4-2  
 5-5-0  
 4 (4/7/09-4/9/10)  
 4 (4/7/09-4/9/10)  
 3 (three times)  
 3 (three times)  
 3 (12/16/03)  
 3 (1/26/11)  
 A. Ovechkin (12/15/06)  
 none  
 8 (1/9/10)  
 8 (10/8/05)



# Winnipeg Jets

## 2010-11 WASHINGTON CAPITALS VS. ATLANTA THRASHERS CAPITALS LOST SEASON SERIES, 2-4-0 • ATLANTA 4-1-1

ATLANTA	THRASHERS	CAPITALS	ATTEND	GOALTENDERS	W. GOAL
OCT 8, 2010	4	2	15,596	CHRIS MASON / MICHAL NEUVIRTH	EVANDER KANE
NOV 19, 2010	5	0	11,115	ONDREJ PAVELEC / BRADEN HOLTBY	BEN EAGER
JAN 26, 2011	1	0	14,513	ONDREJ PAVELEC / SEMYON VARLAMOV	NIK ANTROPOV
WASHINGTON	THRASHERS	CAPITALS	ATTEND	GOALTENDERS	W. GOAL
OCT 23, 2010	3	4	18,398	MICHAL NEUVIRTH / CHRIS MASON	TOMAS FLEISCHMANN
NOV 14, 2010	4	6	18,398	MICHAL NEUVIRTH / ONDREJ PAVELEC	JOHN ERSKINE
DEC 4, 2010	3	1	18,398	ONDREJ PAVELEC / SEMYON VARLAMOV	ALEX BURMISTROV

CAPITALS	GP	G	A	P	+/-	PIM	PP	SH	GW	EN	S	%	THRASHERS	GP	G	A	P	+/-	PIM	PP	SH	GW	EN	S	%
ALEXANDER SEMIN	5	4	2	6	-1	2	0	0	0	0	16	25.0	EVANDER KANE	4	5	2	7	3	6	0	0	1	0	19	26.3
ALEX OVECHKIN	6	2	2	4	-2	2	0	0	0	0	32	6.2	ANDREW LADD	6	4	3	7	2	4	2	0	0	0	20	20.0
MIKE GREEN	6	1	2	3	-2	4	1	0	0	0	25	4.0	NIK ANTROPOV	5	2	5	7	2	2	0	0	1	0	5	40.0
TYLER SLOAN	4	0	3	3	-3	2	0	0	0	0	3	0.0	RICH PEVERLEY	6	2	3	5	1	2	1	0	0	0	12	16.7
MIKE KNUBLE	6	1	1	2	-2	2	0	0	0	0	17	5.9	NICKLAS BERGFORS	6	0	4	4	2	0	0	0	0	0	11	0.0
TOMAS FLEISCHMANN	4	1	1	2	0	0	0	0	1	0	4	25.0	BRYAN LITTLE	6	2	1	3	3	0	0	1	0	0	14	14.3
DAVID STECKEL	6	1	1	2	0	9	0	0	0	1	6	16.7	BEN EAGER	5	1	2	3	1	2	0	0	1	0	6	16.7
ERIC FEHR	5	0	2	2	-1	2	0	0	0	0	13	0.0	TOBIAS ENSTROM	5	0	3	3	-1	2	0	0	0	0	3	0.0
MATHIEU PERREAULT	2	0	2	2	3	0	0	0	0	0	2	0.0	ALEX BURMISTROV	6	2	0	2	4	6	0	0	1	0	12	16.7
BROOKS LAICH	6	1	0	1	0	4	0	0	0	0	24	4.2	FREDRIK MODIN	3	1	1	2	-1	2	0	0	0	0	4	25.0
MATT HENDRICKS	6	1	0	1	0	2	0	0	0	0	6	16.7	DUSTIN BYFUGLIEN	6	1	1	2	1	21	0	0	0	0	26	3.8
JOHN ERSKINE	5	1	0	1	-2	15	0	0	1	0	7	14.3	ANTHONY STEWART	6	0	2	2	1	0	0	0	0	0	13	0.0
JEFF SCHULTZ	6	0	1	1	0	0	0	0	0	0	3	0.0	JOHN ODUYA	6	0	2	2	2	0	0	0	0	0	6	0.0
JOHN CARLSON	6	0	1	1	2	4	0	0	0	0	14	0.0	RON HAINSEY	6	0	1	1	2	0	0	0	0	0	3	0.0
MATT BRADLEY	5	0	1	1	1	2	0	0	0	0	6	0.0	ZACH BOGOSIAN	5	0	0	0	2	2	0	0	0	0	7	0.0
NICKLAS BACKSTROM	6	0	1	1	-1	0	0	0	0	0	15	0.0	NIGEL DAWES	1	0	0	0	-1	0	0	0	0	0	2	0.0
BOYD GORDON	2	0	0	0	-1	0	0	0	0	0	0	0.0	PATRICE CORMIER	1	0	0	0	0	0	0	0	0	0	0	0.0
MARCUS JOHANSSON	5	0	0	0	-4	0	0	0	0	0	8	0.0	TIM STAPLETON	2	0	0	0	0	0	0	0	0	0	1	0.0
JASON CHIMERA	6	0	0	0	-4	0	0	0	0	0	12	0.0	CHRIS THORBURN	6	0	0	0	2	2	0	0	0	0	5	0.0
JAY BEAGLE	2	0	0	0	-1	2	0	0	0	0	0	0.0	FREDDY MEYER	2	0	0	0	0	0	0	0	0	0	1	0.0
SCOTT HANNAN	2	0	0	0	-1	0	0	0	0	0	0	0.0	JIM SLATER	4	0	0	0	-5	9	0	0	0	0	7	0.0
KARL ALZNER	6	0	0	0	-1	0	0	0	0	0	6	0.0	ERIC BOULTON	5	0	0	0	0	7	0	0	0	0	2	0.0
TOM POTI	1	0	0	0	-1	2	0	0	0	0	0	0.0	BRENT SOPEL	6	0	0	0	1	4	0	0	0	0	4	0.0

GOALTENDER	GP	MIN	GA	GAA	SO	W	L	OT	SA	SV%	GOALTENDER	GP	MIN	GA	GAA	SO	W	L	OT	SA	SV%
MICHAL NEUVIRTH	4	230	13	3.38	0	2	1	0	121	.893	ONDREJ PAVELEC	5	219	2	.55	3	3	1	0	127	.984
BRADEN HOLTBY	1	9	3	19.74	0	0	1	0	5	.400	CHRIS MASON	3	140	10	4.26	0	1	0	1	91	.890
SEMYON VARLAMOV	2	117	4	2.05	0	0	2	0	57	.930											

POWER PLAY	1 - 20 (5%)	PENALTY KILLING	14 - 17 (82.4%)	POWER PLAY	3 - 17 (17.6%)	PENALTY KILLING	19 - 20 (95%)
------------	-------------	-----------------	-----------------	------------	----------------	-----------------	---------------



# The WTOP Hat Trick

NEWS...TRAFFIC...WEATHER

Get home quicker after the  
game...listen for traffic every  
ten minutes on the 8's on

**103.5 FM**



[wtop.com](http://wtop.com)



BUILDING AMERICA'S  
HOCKEY  
CAPITAL™



**MEDIA INFORMATION**





# Media Information



**SERGEY KOCHAROV**  
Director of Media Relations  
Office: 202.266.2356  
Cell: 703.405.0984  
skocharov@washcaps.com  
Twitter - @SergeyKocharov



**BEN GUERRERO**  
Manager of Media Relations  
Office: 202.266.2357  
Cell: 925.487.7431  
bguerrero@washcaps.com  
Twitter - @BRGuerrero



**KELLY MURRAY**  
Communications Coordinator  
Office: 202.266.2310  
Cell: 832.687.2678  
kmurray@washcaps.com  
Twitter - @kellyemurray

**MEDIA RELATIONS INTERN:** Lindsey Gay (prassistant@washcaps.com)

**VERIZON CENTER GAME-NIGHT STAFF:** Conor Beamer, Derek Berry, Jessica Dick, Sarah Dull, Ted Lynch, Emily McGee, Brittany Vanderpool

**MONUMENTAL SPORTS & ENTERTAINMENT COMMUNICATIONS:** Kurt Kehl (O: 202.266.2354; C: 202-528-3053; kkehl@monumentalsports.com)

## PRACTICE SCHEDULE

WashingtonCaps.com under "Schedule"

Updates provided on Caps Today and twitter.com/capsmedia

The Washington Capitals media relations staff works to provide information about the team and access to players, coaches and management in a timely manner for members of the media. It is the proud recipient of the Dick Dillman Award as the Professional Hockey Writers' Association's choice as the top media relations group in the Eastern Conference in four of the past five seasons.

## CREDENTIALS & MEDIA SERVICES

### Media Credentials

Credentials are issued to media who cover the Capitals both seasonally and on a game-by-game basis and are required for admission to the media areas at both Verizon Center and Kettler Capitals Iceplex. All credentials must include the bearer's name and affiliation and are non-transferable.

Season credentials: All season credentials are issued prior to the season. Season credentials do not guarantee a seat in the press box; credential holders must contact a member of the Capitals media relations staff in advance in order to reserve seating. A media credential cannot be used to sit in spectator seating areas.

Media who do not have a season credential may apply for single-game credentials. These requests must be received no later than 3 p.m. the day prior to a game. The credential is good only for the game printed on the tag and must be displayed to Verizon Center security personnel to gain entry to restricted media areas. A letter on file from the sports editor, news director, etc., addressed to the Media Relations Department, Washington Capitals, 627 N. Glebe Rd., Suite 850, Arlington, VA 22203, will facilitate the issuing of this type of credential.

Non-North American media outlets are required to request media credentials through the National Hockey League by contacting David Keon at dkeon@nhl.com.

Capitals media credentials are issued to print, television, radio and online media outlets that adhere to professional standards, regularly produce quality content and have a demonstrated audience. Space limitations may impact the decision to grant credentials. The final decision on all applications for media credentials rests with the Capitals media relations staff; we reserve the right to revoke media credentials at any time.

### News Releases

Accredited members of the media who would like to receive Capitals news releases via e-mail should contact a member of the media relations staff with an e-mail address. Among our releases is "Caps Today," sent daily during the season, which includes an updated practice schedule, recent transactions and the top storyline of the day.

### Audio Files

The Capitals regularly post updated audio files in mp3 format on their website, WashingtonCaps.com, twitter.com/capsmedia and on TweetMic.com. Radio stations, websites and other media are welcome to utilize these audio clips.

### Twitter

Media who would like to receive updates on practice times and other breaking news via twitter or text message can sign up for the team's media Twitter feed at twitter.com/capsmedia. The team also maintains a general Twitter feed at twitter.com/washcaps.

## MISCELLANEOUS NUMBERS

Media Relations Fax: 202.266.2360

Verizon Center Press Room: 202.628.3200 x7500

Verizon Center Press Box: 202.628.3200 x7600

Verizon Center Press Room Fax: 202.661.5011

## NHLMedia.com

The NHL's password-protected media site includes statistics, press releases, game notes, credential applications and pdf files of every team's media guide. To access the site, visit <http://media.nhl.com>.

## MEDIA FACILITIES – VERIZON CENTER

### Media Entrance

The media entrance to Verizon Center is located on 6th Street. Credentials to Capitals games may be picked up at the media entrance, which is open from three hours prior to game time until the midway point of the first period. All media must show a photo ID and are subject to a security search.

### Press Work Area and Press Lounge

The press work area and press lounge are located on the Event Level (ice level). The press lounge is located directly adjacent to the media work area. Meals are served buffet style two hours prior to game time. All food must be consumed in the press lounge and may not be taken to the press box. The press work area is located adjacent to the press lounge. There are reserved seats for beat media and additional work spaces with telephones and wireless Internet access.

### Press Box

The press box is on the sixth floor of Verizon Center on the penalty box side of the ice. Seats are on an assigned basis only. Please check the seating charts in the press room or press box, or check with the press box attendant for your seat assignment. The press box features wireless Internet access.

In order to ensure seating in the press box, it is necessary for all media to notify the Capitals media relations staff of their attendance by 1 p.m. the day prior to the game. If you do not have an assigned seat, please check with a member of the media relations staff.

### Media Parking

Media parking at Verizon Center is extremely limited and assigned prior to the season. There are numerous lots within walking distance of Verizon Center, and Verizon Center is adjacent to the Gallery Place/Chinatown Metro Station. Gallery Place can be reached on the Red, Yellow and Green lines. It is also one stop away from Metro Center, which provides service to the Blue and Orange lines. Metro will remain open at least one hour after the conclusion of any playoff games that go into overtime.

### Photography

Verizon Center has a limited number of photo positions. All photo positions will be assigned prior to the game by team photographer Mitchell Layton. Daily print and wire services receive priority for the prime positions. Freelance photographers will not receive credentials; all photographers must be on assignment. Still photographers must receive permission in advance from a member of the media relations staff for postgame admission to the Capitals locker room.

## MEDIA FACILITIES – KETTLER CAPITALS ICEPLEX

### Work Room

Kettler Capitals Iceplex features a media work room adjacent to the ice, near the entrance of the Capitals locker room. The work room features ethernet cables and complimentary wireless Internet access.



# Media Information

## MEDIA ACCESS AND INTERVIEWS

### Practice Sessions

The media has access to all team practices at all practice facilities, including game-day skates, in accordance with the NHL Media Regulations. The media is allowed to enter the team locker room five minutes after the first regular player who has participated in the entire practice leaves the ice. In the event of a team meeting, the media will be allowed access immediately following the conclusion of the meeting. The locker room is closed to the media prior to and during practice.

Per NHL Media Regulations, media access at Kettler Capitals Iceplex is limited to the team's main locker room and the entrance to the locker room. All other areas of the training center are off limits to media.

Capitals game-day skates are typically held at 10 a.m. at Kettler.

### Pregame

The Capitals locker room is closed prior to game time, although requested players will be made available during a 30-minute window beginning two hours prior to faceoff, with priority given to broadcast rightsholders.

Television networks, including rightsholders, requesting pregame interviews with a player are asked to request these times prior to or during the morning skate. Head coach Bruce Boudreau is available to the media outside the Capitals' locker room two hours prior to faceoff.

### Postgame

The Capitals locker room will be open to working media five minutes after the conclusion of the game. Head coach Bruce Boudreau's press conference will follow approximately 15 minutes after the game in the Interview Room (adjacent to the Press Room)

If the media wishes to interview a player who is not present in the locker room, contact a Capitals media relations representative who will locate the player.

### Video

All outlets are prohibited by the National Hockey League from shooting game footage of any Capitals game being played at Verizon Center.

Television and online outlets are welcome to shoot Capitals practices, but are restricted to broadcasting five minutes of on-ice video content from any one practice. There is no limit to the length of interviews that outlets may broadcast.

### Players' Personal Telephone Numbers

At no time will a player's home or mobile phone number be released to either the media or the public unless the player specifically authorizes such release. Members of the media attempting to reach players must do so through the Capitals media relations staff; failure to do so, regardless of a media member's existing relationship with a player, may result in forfeiture of credentials.

### Team Medical Rooms

Team medical rooms located at Verizon Center, Kettler Capitals Iceplex or any other practice facility are off limits to the media at all times.

### Autographs

Media attending Capitals practices or games are strictly forbidden from requesting autographs. Any person with a media pass observed asking players for autographs will be asked to leave and may not be granted credentials in the future.

## DIRECTIONS TO VERIZON CENTER

**From National Airport** – Take I-395 North to 12th Street exit (stay left) ... right onto Constitution Avenue, NW ... left onto 6th Street, NW

**From BWI Airport** – Take Baltimore/Washington Pkwy. (I-295 South) to US Rt. 50 ... US Rt. 50 West toward Washington (New York Avenue, NE) ... left on 6th Street, NW

**From Dulles Airport** – Take Dulles Toll Road (Rt. 267 East) to I-66 East (becomes Constitution Avenue, NW) ... left on 6th Street, NW

**From Metrorail** – Verizon Center is located at the Gallery Place/Chinatown stop on the Red, Yellow and Green lines and just blocks from Metro Center on the Orange and Blue lines

## DIRECTIONS TO KETTLER CAPITALS ICEPLEX

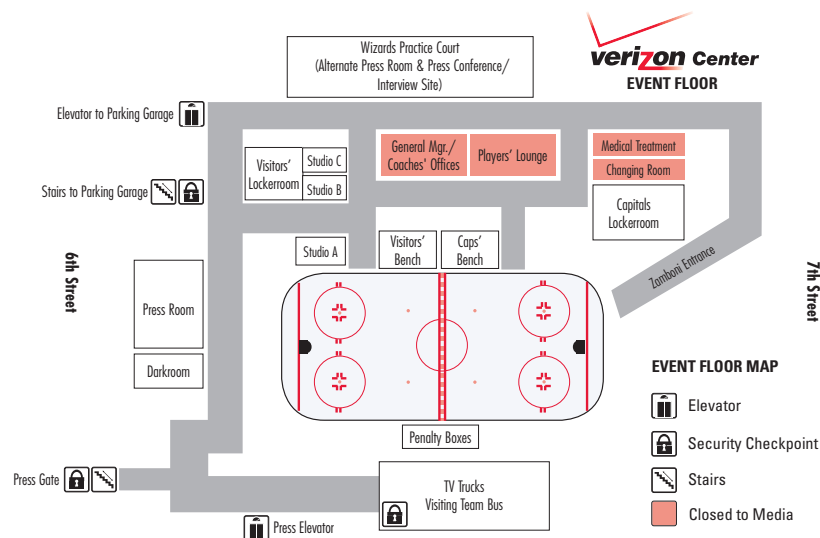
**From Washington, D.C.** – Take Constitution Ave. west, toward the Lincoln Memorial ... take I-66 West ... take exit 71/Glebe Rd. and take a left on to Glebe Rd. ... pass Wilson Blvd. and the rink is on the eighth level of the parking garage attached to Ballston Common Mall.

**From National Airport** – Take George Washington Parkway North toward Arlington ... take I-66 West ... take exit 71/Glebe Rd. and take a left on to Glebe Rd. ... pass Wilson Blvd. and the rink is on the eighth level of the parking garage attached to Ballston Common Mall.

**From Dulles Airport** – Dulles Toll Road (Rt. 267 East) to I-66 ... take I-66 East ... take exit 71/Glebe Rd. and take a right on to Glebe Rd. ... pass Wilson Blvd. and the rink is on the eighth level of the parking garage attached to Ballston Common Mall.

**From BWI Airport** – Take I-195 West to I-95 ... take I-95 South to the Capital Beltway (I-495) ... take I-495 West into Virginia ... take George Washington Parkway South ... take I-66 West ... take exit 71/Glebe Rd. and take a left on to Glebe Rd. ... pass Wilson Blvd. and the rink is on the eighth level of the parking garage attached to Ballston Common Mall.

**From Metrorail** – Kettler Capitals Iceplex is located two blocks from the Ballston stop on the Orange line ... Follow Stuart Street (or take the skywalk) to Ballston Common Mall and take the parking garage elevators to the eighth level.







# NHL Directory



**Gary Bettman**

## NHL OFFICES

**NHL New York**  
**NHL Enterprises, L.P.**  
**& NHL Productions/NHL Images**  
 1185 Avenue of the Americas  
 New York, NY 10036  
 Phone: 212-789-2000  
 Fax: 212-789-2020  
 PR Fax: 212-789-2070

**NHL Montréal**  
 1800 McGill College Avenue  
 Suite 2600  
 Montréal, Québec, H3A 3J6  
 Phone: 514-841-9220  
 Fax: 514-841-1070

**NHL Toronto & NHL Enterprises Canada, L.P.**  
 50 Bay Street, 11th Floor  
 Toronto, Ontario, M5J 2X8  
 Phone: 416-359-7900  
 Fax: 416-981-2769

## NHL EXECUTIVE DIRECTORY

Commissioner ..... Gary B. Bettman  
 Deputy Commissioner ..... William Daly  
 Chief Operating Officer ..... John Collins  
 Senior Executive Vice President of Hockey Operations ..... Colin Campbell



**Bill Daly**

## NHL COMMUNICATIONS DIRECTORY

Senior Vice President, Public Relations & Media (Toronto) ..... Gary Meagher  
 Senior Vice President, Public Affairs & Executive Director, NHL Foundation ..... Bernadette Mansur  
 Group Vice President, Media Relations ..... Frank Brown  
 Vice President, Player Development & Event Communications ..... Jamey Horan  
 Statistician and Information Officer (Toronto) ..... Benny Ercolani  
 Senior Director, Media Relations ..... John Dellapina  
 Senior Director, Social Media Marketing/Strategy & Business Communications .... Michael DiLorenzo  
 Senior Director, News Services ..... Greg Inglis  
 Director, Entertainment Publicity ..... Nirva Milord  
 Director, Public Relations (Toronto) ..... Julie Young  
 Senior Manager, Player Development & Event Communications ..... Schuyler Baehman  
 Senior Manager, Public Relations (Toronto) ..... David Keon  
 Senior Manager, Corporate Communications ..... Kerry McGovern  
 Senior Manager, Public Relations (Toronto) ..... Jennifer Raimondi  
 Manager, Social Media & Business Development ..... Molly Gort  
 Coordinator, Player Development & Event Communications ..... Nicole Buckley  
 Coordinator, Public Affairs ..... Paul LaCaruba  
 Coordinator, Business Communications ..... Erica Yakobzon  
 Assistant, Public Affairs ..... Chelsea Isaacson  
 Assistant, Player Development & Event Communications ..... Kirstin Mende

## NHL ON-ICE OFFICIALS

### REFEREES

AUGER, Stephane.....	15
*BANFIELD, David.....	44
*BURCHELL, Darcy.....	42
*CHARRON, Frances.....	46
DEVORSKI, Paul.....	10
DWYER, Gord.....	19
FURLATT, Eric.....	27
HASENFRATZ, Mike.....	2
HEBERT, Ghislain.....	22
*HEBERT, Jean.....	43
JACKSON, Dave.....	8
JOANNETTE, Marc.....	25
KIMMERLY, Greg.....	18
KOWAL, Tom.....	32
KOZARI, Steve.....	40
L'ECUYER, Frederick.....	17
LARUE, Dennis.....	14
LEE, Chris.....	28
LEGGO, Mike.....	3
*LEMELIN, Mark.....	41

MARTELL, Rob.....	26
MCCAULEY, Wes.....	4
MEIER, Brad.....	34
MORTON, Dean.....	36
O'HALLORAN, Dan.....	13
O'ROURKE, Dan.....	9
PEEL, Tim.....	20
POCHMARA, Brian.....	16
POLLOCK, Kevin.....	33
REHMAN, Kyle.....	37
ROONEY, Chris.....	5
*SKILLITER, Graham.....	48
ST. LAURENT, Francois.....	38
ST. PIERRE, Justin.....	12
SUTHERLAND, Kelly.....	11
VAN MASSENHOVEN, Don.....	21
*VINNERBORG, Marcus.....	45
WALKOM, Stephen.....	24
WALSH, Ian.....	29
WATSON, Brad.....	23

\* minor league official

### LINESMEN

AMELL, Derek.....	75
BARTON, Steve.....	59
BRISEBOIS, David.....	96
CAMERON, Lonnie.....	74
CHAMPOUX, Pierre.....	67
CHERREY, Scott.....	50
CORMIER, Michel.....	76
CVIK, Mike.....	88
DEVORSKI, Greg.....	54
DRISCOLL, Scott.....	68
GALLOWAY, Ryan.....	82
GIBBS, Darren.....	66
HENDERSON, Don.....	91
HEYER, Shane.....	55
KOVACHIK, Brad.....	71
LAZAROWICH, Brad.....	86
MACH, Brian.....	78
*MacPHERSON, Matt.....	83
McELMAN, Andy.....	90

MILLER, Steve.....	89
MORIN, Jean.....	97
MURPHY, Brian.....	93
MURRAY, Jonny.....	95
NANSEN, Derek.....	70
NELSON, Thor.....	80
NOWAK, Tim.....	77
PANCICH, Bryan.....	94
RACICOT, Pierre.....	65
RODY, Vaughan.....	73
SCHACHTE, Dan.....	47
SERICOLO, Anthony.....	84
SHARRERS, Jay.....	57
SHEWCHYK, Mark.....	92
WHEELER, Mark.....	56



# NHL Critical Dates

## September

- 9 Opening Day of Rookie Camp
- 16 Opening Day of Training Camp
- 19 Pre-season schedule begins
- 20 NHL Board of Governors Meeting
- 21-24 USHL Fall Classic (Sioux City, IA)
- 26 Kraft Hockeyville – Winnipeg Jets vs. Ottawa Senators (St. John's, NL)

## October

- 1 Hockey Fights Cancer Awareness Month
- 5 Opening Day Playing Rosters set (3:00 p.m. ET)
- 6 Opening Night – 94th NHL Regular Season begins
- 6 Bruins Raise Stanley Cup Banner – Philadelphia Flyers at Boston Bruins
- 6 NHL Face-Off (Winnipeg)
- 26 A Celebration of Lester Patrick (St. Paul, MN)  
Recipients: Mark Johnson, Bob Pulford, Tony Rossi, Jeff Sauer

## November

- 7-17 2011 Subway Super Series (CHL)
- 8-13 U20 Four Nations Cup
- 12 Hockey Hall of Fame Game (Ottawa Senators at Toronto Maple Leafs)
- 13 Hockey Hall of Fame Legends Classic
- 14 Hockey Hall of Fame Induction Ceremony (Toronto, ON)  
Inductees: Ed Belfour, Doug Gilmour, Mark Howe, Joe Nieuwendyk (Player Category)
- 25 First NBC Broadcast: Detroit Red Wings at Boston Bruins
- 26 NHL Founders Day (1917) – 11 games on schedule

## December

- 1 Signing deadline for Group 2 free agents (5:00 p.m. ET)
- 5-6 NHL Board of Governors Meeting (CA)
- 12 U.S. Hockey Hall of Fame Induction Ceremony (Chicago, IL)  
Inductees: Chris Chelios, Mike Emrick, Ed Snider, Gary Suter, Keith Tkachuk
- 19-27 Holiday Roster Freeze in effect. For all players on an NHL active roster, injured reserve, or players with non-roster and injured non-roster status as of midnight, local time, December 19, a roster freeze shall apply through midnight local time December 27, with respect to waivers, trades and loans, subject to the exceptions provided for in CBA Article 16.10.
- 24-25 No scheduled practices - dressing rooms closed
- 26 – Jan.5 IIHF World U20 Championship (Edmonton & Calgary, AB)

## January

- 2 2012 Bridgestone NHL Winter Classic – New York Rangers at Philadelphia Flyers  
(Philadelphia)
- 26-30 NHL All-Star Break (no games played)
- 26-29 No scheduled practices – dressing rooms closed
- 28 NHL Honda SuperSkills (Scotiabank Place, Ottawa, ON)
- 29 59th NHL All-Star Game (Scotiabank Place, Ottawa, ON)
- 29 AHL All-Star Skills Competition (Atlantic City, NJ)
- 30 AHL All-Star Classic (Atlantic City, NJ)
- 31 NHL Regular Season Schedule Resumes
- 31- Feb 1 Home Hardware CHL/NHL Top Prospects Game (Kelowna, BC)

## February

- 1 Hockey is for Everyone Month
- 11 CBC's Hockey Day in Canada (Host: PEI)  
Edmonton Oilers at Ottawa Senators; Montreal Canadiens at Toronto Maple Leafs; Vancouver Canucks at Calgary Flames
- 17-19 Hockey Weekend Across America (USA Hockey)
- 19 Hockey Day in America (NBC)
- 27 Trade deadline (3:00 p.m. ET)

## March

- 12-14 NHL General Managers Meeting (Boca Raton, FL)
- 23-25 NCAA Regionals

## April

- 5-7 NCAA Frozen Four (St. Pete Times Forum, Tampa, FL)
- 7 Busiest Day in NHL season – 15 games
- 7 Last day of 2011-12 regular season
- 11 Stanley Cup Playoffs begin
- 12-22 IIHF U18 World Championship (Czech Republic)

## May

- 4-20 IIHF World Championship (Helsinki, FIN, Stockholm, SWE)
- 5-13 2012 RBC Cup (Elgar Petersen Arena, Humboldt, SK)
- 18-27 2011 CHL Memorial Cup (Centre Bionest, Shawinigan, QC)
- 28-June 2 2012 NHL Combine

## June

- 15 Last possible day for 2012 Stanley Cup Final
- TBA Deadline for first club-elected salary arbitration (later of June 15 or 48 hours after the conclusion of the Stanley Cup Final, 5:00 p.m. ET)
- 20 2012 NHL Awards
- 22-23 NHL Entry Draft

## July

- 1 Free Agency period begins
- 5 Deadline for player-elected salary arbitration notification (5:00 p.m. ET)
- 6 Deadline for club-elected salary arbitration notification (5:00 p.m. ET)
- 20 – Aug.4 Salary arbitration hearings held

## August

- 6 Deadline for salary arbitration decisions to be rendered



# NHL Hockey Operations

## Order of Selection for 2011 Entry Draft

The NHL's annual Draft Drawing is a weighted lottery system to determine the order of selection for the first 14 picks of the 2012 Entry Draft.

The 14 teams that did not qualify for the Stanley Cup Playoffs, or clubs that acquired those clubs' 2012 first-round draft picks, participate in the Drawing.

The Club selected in the drawing may not move up more than four positions in the draft order, thus only the five Clubs with the fewest regular-season points have the opportunity to receive the first overall selection.

No Club can move down more than one position as a result of the Draft Drawing.

In the first round of the 2012 Entry Draft, the order of selection is as follows:

- a) The first 14 selections, as determined by the Draft Drawing (see above);
- b) Clubs eliminated in the first two rounds of the 2012 Stanley Cup Playoffs, regular-season division winners excluded, in inverse order of points;
- c) Regular-season division winning clubs eliminated in the first two rounds of the 2012 Stanley Cup Playoffs, in inverse order of points;
- d) Clubs eliminated in the 2012 Conference Finals, in inverse order of points;
- e) Stanley Cup finalist
- f) Stanley Cup champion

In the second and subsequent rounds the order of selection is as follows:

- a) Non-playoff clubs in inverse order of points;
- b) Clubs eliminated in the first two rounds of the 2012 Stanley Cup Playoffs, regular-season division winners excluded, in inverse order of points;
- c) Regular-season division winning clubs eliminated in the first two rounds of the 2012 Stanley Cup Playoffs, in inverse order of points;
- d) Clubs eliminated in the 2012 Conference Finals, in inverse order of points;
- e) Stanley Cup finalist
- f) Stanley Cup champion

## Eligibility for Claim

- a) All Players age 18 or older are eligible for claim in the Entry Draft, except:
  - i. a Player on the Reserve List of a Club, other than as a try-out;
  - ii. a Player who has been claimed in two prior Entry Drafts;
  - iii. a Player who previously played in the League and became a Free Agent pursuant to this Agreement;
  - iv. a Player age 21 or older who: (A) has not been selected in a previous Entry Draft and (B) played hockey for at least one season in North America when he was age 18, 19, or 20 and shall be eligible to enter the League as an Unrestricted Free Agent pursuant to Article 10.1(d); and 18

- v. a Player age 22 or older who has not been selected in a previous Entry Draft and shall be eligible to enter the League as an Unrestricted Free Agent pursuant to Article 10.1(d).

## Unsigned Draft Choices

- a) A player aged 18 or 19 who was selected in the first three rounds of the Entry Draft and who was not signed by his NHL Club may not be retained by the Club and must be returned to his junior Club no later than the day prior to the opening of the NHL regular season.
- b) A player aged 18 or 19 who was selected in the fourth or subsequent rounds who has not been signed by his NHL Club may not be retained by his Club and must be returned to his junior Club no later than the fourth day prior to the opening of the NHL regular season.

## Entry Level Players

1. Players 18 through 21 years of age when signing their first contract must remain in the entry-level system for a period of three years; players age 22 and 23 when signing their first contract are in the entry level system for two years; while those age 24 when signing their first contract are in the entry level system for one year. Age is defined as the player's age on September 15 of the calendar year in which he signs the contract, regardless of his actual age on the date he signs such contract.
2. In the event that a signed 18 or 19-year-old player does not play a minimum of 10 NHL games (regular season and/or playoffs) in his first season under contract, the term of his player contract and his number of years in the entry level system will be extended for a period of one year. The exception to this is a 19-year-old player who turns 20 years of age between September 16 and December 31 in his first contract year.
3. In the event that a player signs his first contract at age 18 and has had his Player Contract extended for one season already, and such player does not play at least 10 NHL games (regular season and/or playoffs) in the second season under that player's Player Contract, then the term of his Player Contract and his number of years in the Entry Level System shall be extended for one additional year.

## 23-Man Roster

There may be a maximum of 23 players on each Club's playing roster at any one time from the commencement of the NHL regular season through the trade deadline. Prior to the start of the season, each Club must submit to the NHL its "Opening Day Playing Roster" which shall be comprised of not more than 23 players. Each Club must have a roster of at least 20 players, composed of 18 skaters and two goaltenders. Players on Injured Reserve do not count in the 23-Man Roster limit.



# NHL Hockey Operations

## Injured Reserve List

In the event that a player is injured and a Club wishes to place him on the Injured Reserve List, the Club must follow these procedures.

1. A Club may place a player on the injured reserve list if such player is injured, disabled or ill and unable to perform his duties as a hockey player after having passed the Club's initial physical examination in that season.
2. A player who has an injury that renders him physically unable to play for a minimum of seven days after that date of the injury can be placed on the Club's Injured Reserve List. Once a player is placed on the injured reserve, the Club may replace said player on its NHL roster with another player. All determinations that a player has suffered an injury warranting injured reserve status must be made by the Club's medical staff and in accordance with the Club's medical standards.
3. A player placed on Injured Reserve is ineligible to compete in NHL games for a period of not less than seven days from the date of injury.
4. Players on Injured Reserve may attend Club meetings and meals, travel with the Club and participate in practice sessions.
5. Players on Injured Reserve are prohibited from appearing in games, participating in pre-game warm-ups with their Clubs, or dressing in game uniforms on game days.

## Regular Season Waivers

For purposes of Regular Waivers and Re-Entry Waivers, the five (5) year exemption for an 18 year old skater and the four (4) year exemption for a 19 year old skater shall both be reduced to three (3) years commencing the first season that the 18 or 19 year old skater plays in eleven (11) NHL Games or more. The next two (2) seasons, regardless of whether the skater plays any NHL Games in either season, shall count as the second and third years toward satisfying the exemption. For purposes of Regular Waivers and Re-Entry Waivers, the six (6) year exemption for an 18 year old goalie and the five (5) year exemption for a 19 year old goalie shall both be reduced to four (4) years commencing the first season that the 18 or 19 year old goalie plays in eleven (11) NHL Games or more. The next three (3) seasons, regardless of whether the goalie plays any NHL Games in any of those three (3) seasons, shall count as the next three (3) years toward satisfying the exemption.

The first season in which a Player who is age 20 or older plays in one (1) or more Professional Games shall constitute the first year for calculating the number of years he is exempt from Regular Waivers and Re-Entry Waivers.

A Player 25 years old or older who plays in one (1) or more Professional Games in any season shall be exempt from Regular Waivers and Re-Entry Waivers for the remainder of that season.

## Tie-Breaking Procedures

At the conclusion of the regular Schedule of Championship Games the standing of the teams in each Conference shall be determined in accordance with the following priorities in the order listed:

- a) First place in each of the three divisions seeded 1, 2 and 3.
- b) The higher number of points earned by the Club.
- c) The greater number of games won by the Club (excluding games won in the Shootout).
- d) The higher number of points earned in games against each other among two or more Clubs having equal standing under priorities (b) and (c).
- e) The greater differential between goals scored for and against by clubs having equal standing under priority (d).





# Television Broadcasters



## JOE BENINATI Television Play-by-Play

Joe Beninati, 45, is working his 18th season of National Hockey League TV play-by-play with the Washington Capitals as the lead voice with Comcast Sportsnet (CSN).

In addition to his hockey duties in the nation's capital, he spent the previous six seasons describing the action for the NHL's national cable television package on Versus (VS). In past years, he has freelanced with ESPN, NHL Radio, and WFAN-New York broadcasts during the regular season, Stanley Cup Playoffs, and World Cup of Hockey. In 2002 and 2006 he provided radio play-by-play for Westwood One coverage of the Olympic men's hockey tournament in Salt Lake City and Torino. He has called select men's college hockey games on College Sports Television (CSTV), now CBS Sports Network.

Joe graduated to the NHL in 1994 after five seasons of Radio/TV play-by-play in the American Hockey League holding jobs in Portland, Maine and Providence, Rhode Island. Prior to joining the professional ranks he was sports information director for two years at his alma mater Bowdoin College in Brunswick, Maine.

On the football gridiron, Beninati has been at the mic' the last four years for Mountain West and PAC-10 Conference football on Versus. His prior football credits include Maryland, Navy, CAA, and select FCS games on CSN and CN-8.

A six-time Capital Region Emmy Award winner for excellence in play-by-play, Joe has delivered numerous ACC and CAA college events for Comcast Sportsnet, covering seven different sports. In past years, he has filled-in as a TV play-by-play man for Baltimore Orioles baseball on CSN. This past summer was his first covering the Washington Kastles in World Team Tennis.

Beninati is recognized as one of the leading announcers in the sport of lacrosse. He calls collegiate regular season and NCAA Tournament action on ESPN and ESPNU. At the pro level, this past summer was his 10th detailing the play for the Major League Lacrosse Game of the Week on ESPN2.

His resume includes two seasons of radio play-by-play with the Washington Mystics of the WNBA and fill-in radio work with the Washington Wizards in the NBA.

A 1987 graduate of Bowdoin, Joe has a bachelor's degree in biology. He is single and resides in Vienna, VA.



## AL KOKEN Television Analyst

Al Koken is in his 26th season covering the Washington Capitals hockey for television broadcasts. Koken has been a color analyst, play-by-play announcer and rinkside reporter during his career covering the Capitals, which started in 1984-85. He returns to the Comcast SportsNet broadcast team this season to offer ice-level insight and interviews with team members and other hockey personalities. In addition to

his Capitals coverage, "Smokin' Al" Koken has served a variety of roles including play-by-play announcer, sideline reporter and studio host for broadcasts of the NBA's Washington Wizards, MLB's Baltimore Orioles and NCAA basketball.

During his distinguished Washington sports journalism career spanning more than 30 years, Koken has also served as a print journalist for UPI and the Washington Star and sports anchor for TV stations WUSA and WTTG, as well as radio stations WTOP and WTEM. He can be heard regularly on 106.7 The Fan as their Hockey Insider. In addition to his work on Comcast SportsNet during and after Capitals games, Koken has also worked with ESPN and Fox Sports over the years.

A native of St. Louis, Mo., Koken has a degree in government and political science from American University.



## CRAIG LAUGHLIN Television Analyst

Craig Laughlin is celebrating his 22nd season in the booth and 28th season in the Capitals organization as a player or broadcaster. With 10 years of professional playing experience in the NHL and Europe, Laughlin brings to the audience his unique understanding of the game, offering insightful, entertaining and expert analysis on Comcast SportsNet. He also served as an analyst on the NHL Network during the

2008 Stanley Cup playoffs.

Following four years of NCAA Division I play at Clarkson University, Laughlin began his professional career with the Montreal Canadiens in 1979-80. He joined the Capitals for the 1982-83 season, arriving as part of the blockbuster trade that brought Rod Langway to D.C. Laughlin remains one of the select few players in Capitals history to have played 400 games with the club and ranks 22nd among the franchise's all-time scoring leaders. His tenure with Washington was highlighted by a 30-goal, 75-point season in 1985-86. Laughlin completed his NHL career having appeared in 549 games, recording 136 goals and 205 assists while playing for Montreal, Washington, Los Angeles and Toronto. He played his final season in Landshut, Germany, in 1989-90 before retiring as a player and moving to the broadcast booth.

Laughlin has been involved in a number of business ventures in addition to broadcasting and remains active in area youth hockey programs. He is president of Network Hockey, a year-round hockey development program for aspiring hockey players and is president of hockey operations for the Frederick Freeze junior programs. He also served as co-owner and general manager of the ECHL's Richmond Renegades, winning a Riley Cup championship in 1995.



## JILL SORENSON Television Reporter

Jill Sorenson has established a reputation as one of the area's most respected media members throughout a decade-long tenure covering the region as a television journalist, including six years as an anchor and reporter for Comcast SportsNet.

Sorenson serves as Comcast SportsNet's television beat reporter covering the Washington Capitals. In this position, she leads the network's coverage of the Capitals, reporting on all team-related news for GEICO SportsNet Central and Washington Post Live. She also contributes to the network's live game coverage of the Capitals, including Capitals PostGame Live.

Sorenson returned to the role of Capitals television beat reporter in August 2010 after serving as an anchor and reporter for the network since 2005. Sorenson, who led the Comcast SportsNet's coverage of the Capitals from 2005 to 2007, spent four years as the Capitals beat reporter for WRC-TV (NBC) from 2000 to 2004, where she was a sports anchor and reporter.

Prior to joining Comcast SportsNet, Sorenson was a news anchor and reporter for WTTG-TV (FOX), where she won an Associated Press Award for her reporting. A two-time Emmy Award-nominee, she claimed the top prize for sports series in 2000 for her work with WRC. Prior to arriving in Washington, she also served as a sports anchor and reporter at WDIO-TV (ABC) in Duluth, Minn.

A graduate of Brown University, Sorenson earned degrees in English and Hispanic Studies and was a member of the school's soccer team. She resides in Montgomery County, Md., with her husband, Matt, and two children.



# Radio Broadcasters



## JOHN WALTON Director of Broadcasting/Radio Play-by-Play Announcer

John Walton enters his first season as the radio play-by-play voice of the Capitals, and also serves as the team's director of broadcasting.

Walton, 38, comes to Washington from the team's American Hockey League affiliate in Hershey, where he called the action for the Bears for nine seasons. He called his 1,000th AHL broadcast on Jan. 26, 2011 against Springfield at Giant Center. Walton called three Calder Cup championship seasons for the Bears in 2006, 2009 and 2010 with the 2010 telecast of Hershey's win over the Texas Stars featuring his play-by-play work. The game was carried nationwide by NHL Network, and also shown live locally on Comcast SportsNet. Most recently, he served as the sideline reporter, alongside Mike "Doc" Emrick and Craig Laughlin, for the 2011 AHL All-Star Classic, televised to a national audience.

In addition to hockey, Walton served as the public address announcer for the Cincinnati Reds from 1996-2002 at Riverfront Stadium/Cinergy Field. He announced over 500 Major League Baseball games during his time in the Queen City, including the 1999 one-game playoff between the Reds and the New York Mets. During his time in Cincinnati, he was also the first play-by-play voice of the AHL's Cincinnati Mighty Ducks from 1997-2000 and also served as a sports anchor for 700 WLW Radio, the region's top news/talk station.

Walton began his hockey play-by-play career at Miami University in Oxford, Ohio, where he was the Voice of the Redskins from 1994 - 1996, and also announced football and basketball at WRBI-FM 103.9 in Batesville, Indiana in 1996. In addition to sports, Walton was also a disc jockey at 97 X, WOXY-FM in Oxford, a station recognized by Rolling Stone Magazine four times in the 1990's as one of the magazine's "15 Best Radio Stations". During his college days, Walton was sports director of Miami University's WMSR-AM and worked at the station with current Fox Sports host Chris Rose and current St. Louis Blues broadcaster Chris Kerber.

Walton lives in Gaithersburg with his wife Julie and has a daughter Kelsey (17) and a son, Jack (14).



## MIKE VOGEL WashingtonCaps.com Senior Writer

Mike Vogel started covering the Capitals at the outset of the 1995-96 season and is now beginning his 17th season of covering hockey in Washington. He has been in his current position with WashingtonCaps.com since the start of the 1999-00 season.

In addition to providing most of the written content on the team's official website, Vogel has hosted the longest continuously running podcast in the NHL, Capitals Report, which debuted in March of 2002. Vogel also hosts Pre-Cap, the Caps' official pre-game podcast and Two-Man Advantage, the video pregame show for the Web and Verizon Center. Pre-Cap began its run at the outset of the 2005-06 season and 'Two-Man Advantage' debuted in 2007-08.

Vogel hosts an interview segment on the Capitals' television show, 'Caps Red Line,' and has contributed color analysis to the team's road pre-season games since 2003.

A native of Lansing, Michigan, Vogel grew up in the greater Boston and Chicago areas. He received his bachelor's degree from Northwestern University.



## KEN SABOURIN Radio Analyst

Ken Sabourin returns to the Capitals' broadcast team for his ninth year providing insightful analysis for radio coverage of home games. Sabourin joined the team in 2002-03.

A player for five years in the NHL and a defenseman for Washington during the 1990-91 and '91-92 campaigns, Sabourin retired from professional hockey following the 1998-99 season. In 74 games with Washington and Calgary, the native of Scarborough, Ontario, recorded two goals and eight assists, including five points in 28 games for the Capitals in 1990-91. In 47 games over his two seasons with Washington, Sabourin recorded one goal and four assists while registering 129 penalty minutes. While playing for Calgary in 1988-89, Sabourin appeared in one playoff game en route to the Flames' Stanley Cup title.

Drafted by Calgary in the second round (33rd overall) of the 1984 Entry Draft, Sabourin continued his hockey involvement following his playing career by serving as an analyst for the Sunshine Network's coverage of the now-defunct Orlando Solar Bears of the International Hockey League. He remains active in area youth hockey and with the Capitals alumni group.

## BROADCAST PARTNERS





# Washington, D.C.

Located in the heart of the nation's capital, Verizon Center is surrounded by an assortment of political, cultural, educational and social attractions. With more free attractions than any other U.S. city, Washington, D.C., is one of the most popular tourist sites in the world. Hockey fans can stroll through the city, relax on the Mall, visit the White House, Capitol Hill or any of the numerous monuments, museums and memorials.

## Getting Around

The District of Columbia offers one of the nation's finest means of public transportation, the Metro. The Metro system is a clean, convenient way to access all parts of the city and some outlying suburbs.

Metro consists of five color-coded lines, all of which stop at points within walking distance of Verizon Center. The red, yellow and green lines deliver passengers to the Gallery Place/Chinatown station (at the corner of 7th and F Streets), just steps from the front entrance of Verizon Center, while the red, blue and orange lines stop at nearby Metro Center.

## Monuments, Memorials and Museums

Capital Children's Museum, 800 Third Street, NE  
 Jefferson Memorial, 15th Street, NW  
 National Air and Space Museum, 6th St. and Independence Ave., NW  
 National Museum of African Art, 950 Independence Avenue, SW  
 National Museum of American History, 14th St. and Constitution Ave., NW  
 National Portrait Gallery, 8th and F Streets, NW  
 National Zoo, 3000 block of Connecticut Avenue  
 Newseum, 555 Pennsylvania Ave., NW  
 Library of Congress, 101 Independence Avenue, SE  
 U.S. Holocaust Museum, 14th Street, NW  
 White House, 1600 Pennsylvania Avenue, NW

## Restaurants

Austin Grill, 750 E Street, NW  
 B. Smith's, Union Station, 50 Mass. Ave., NE  
 \*Capital Grille, 601 Pennsylvania Ave., NW  
 \*Chop House, 7th and F Streets, NW  
 \*Clydes, 7th and G Streets, NW  
 \*ESPN Zone, 555 12th St., NW  
 Fado Irish Pub, 808 7th St., NW  
 Gordon Biersch, 9th and G Streets, NW  
 Grand Slam Sports Bar, 1000 H St., NW  
 \*Greene Turtle, 601 F St., NW  
 \*Hooters, 825 7th St., NW  
 Hunan Chinatown, 7th & H Streets, NW  
 Legal Seafood, 7th and G Streets, NW  
 Maggiano's, 5333 Wisconsin Ave., NW  
 Zola, 800 F Street, NW

## Overnight Accommodations

Grand Hyatt, 1000 H Street, NW, 202.582.1234  
 \*Hilton Garden Inn, 815 14th St., NW 202.783.7800  
 Hotel Monaco, 700 F Street, NW, 202.628.7177  
 JW Marriott, 1331 Pennsylvania Avenue, NW, 202.393.2000  
 Mayflower, 1127 Connecticut Avenue, NW, 202.347.3000  
 Ritz Carlton, 22nd and M Streets, NW, 202.835.0500  
 Red Roof Inn, 500 H Street, NW, 202.289.5959  
 Washington Marriott, 1221 22nd Street, NW, 202.872.1500

\*Capitals Recommended

